

Louisville Basketball Quick Facts

Location	Louisville, Ky. 40292
Founded / Enrollment	1798 / 22,000
Nickname / Colors	Cardinals / Red & Black
Conference	Atlantic Coast
Home Court	KFC Yum! Center (22,090)
President	Dr. Neeli Bendapudi
Vice President/Director of Athletics	Vince Tyra
Head Coach	Chris Mack (Xavier '92)
UofL Record	31-15 (second year)
Overall Record	246-112 (11th year)
Assistant Coach	Luke Murray (Fairfield '07)
Assistant Coach	Mike Pegues (Delaware '00)
Assistant Coach	Dino Gaudio (Ohio U. '81)
Dir. of Basketball Operations	Kahil Fennell (Redlands '04)
All-Time Record	1,733-927 (106th yr.)
<i>(does not include 123-3 record vacated by NCAA)</i>	
All-Time NCAA Tournament Record	61-40
(39 Appearances, 8 Final Fours, 2 NCAA Titles - '80, '86)	
Important Phone Numbers	
Athletics Office	(502) 852-5732
Basketball Office	(502) 852-6651
Sports Information Office	(502) 852-6581
SID - Kenny Klein, cell	(502) 599-7865

2019-20 Schedule / Results #TEAM106

Date **Opponent** **TV** **Time (ET)**
October / **Result**

Tues. 29 BELLARMINE ~ ACCNX W 75-65

November

Tues. 5 at Miami * ACCN W 87-74

Sun. 10 YOUNGSTOWN STATE + RSN W 78-55

Wed. 13 INDIANA STATE ACCN W 91-62

Sun. 17 N. CAROLINA CENTRAL + ACCN W 87-58

Wed. 20 USC UPSTATE + ACCN W 76-50

Sun. 24 AKRON + ACCN W 82-76

Fri. 29 Western Kentucky # CBSN/FB W 71-54

December

Tues. 3 #4/5 MICHIGAN @ ESPN W 58-43

Fri. 6 PITTSBURGH * ACCN W 64-46

Tues. 10 Texas Tech = ESPN L 57-70

Sat. 14 EASTERN KENTUCKY ACCN W 99-67

Wed. 18 MIAMI (OHIO) ACCN W 70-46

Sat. 28 at #19/19 Kentucky CBS 3:50 pm

January

Sat. 4 FLORIDA STATE * ESPN2/U 2:00 pm

Tues. 7 MIAMI * ESPN2/U/ACCN 7:00 pm

Sat. 11 at Notre Dame * ESPN 2:00 pm

Tues. 14 at Pittsburgh * ESPN2/ACCN 7:00 pm

Sat. 18 at Duke * ESPN 6:00 pm

Wed. 22 GEORGIA TECH * RSN 7:00 pm

Sat. 25 CLEMSON * RSN 2:00 pm

Wed. 29 at Boston College * ACCN 9:00 pm

February

Sat. 1 at NC State * ESPN2/U 2:00 pm

Wed. 5 WAKE FOREST * ESPN2/U 9:00 pm

Sat. 8 VIRGINIA * ESPN2/U 4:00 pm

Wed. 12 at Georgia Tech * ACCN 8:00 pm

Sat. 15 at Clemson * ESPN2/U/ACCN 4:00 pm

Wed. 19 SYRACUSE * ESPN 7:00 pm

Sat. 22 NORTH CAROLINA * ESPN/2 6/8 pm

Mon. 24 at Florida State * ESPN 7:00 pm

March

Sun. 1 VIRGINIA TECH * ACCN 6:00 pm

Sat. 7 at Virginia * ESPN/2 4:00 pm

Tues. 10- at ACC Tournament TBA TBA

Sat. 14 (Greensboro Coliseum, Greensboro, N.C.)

~ exhibition game

* ACC game

+ Global Sports Shootout, Louisville, KY

Bridgestone Arena, Nashville, Tenn.

@ Big 10/ACC Challenge, Louisville, KY

= Jimmy V Classic, Madison Square Garden, NY, NY



LOUISVILLE BASKETBALL

TOUGH. TOGETHER. UNBREAKABLE.

1980, 1986 NCAA Champions □ 8 NCAA Final Fours □ 39 NCAA Tournament Appearances

Sports Information ♦ University of Louisville ♦ Louisville, KY 40292 ♦ www.GoCards.com
 Phone: (502) 852-6581 ♦ email: kenny@GoCards.com ♦ Twitter/Instagram: @LouisvilleMBB

Louisville Cardinals (11-1, 2-0 ACC) vs. Kentucky Wildcats (8-3)



Saturday, Dec. 28 ■ 3:40 p.m. ET ■ Rupp Arena ■ Lexington, Ky.

PROBABLE STARTING LINEUPS

Louisville (11-1, 2-0 ACC)	Ht.	Wt.	Yr.	PPG	RPG	Hometown
F 24 Dwayne SUTTON	6-5	220	R-Sr.	9.0	8.7	Louisville, Ky.
F 33 Jordan NWORA	6-8	225	Jr.	21.2	7.5	Buffalo, N.Y.
C 23 Steven ENOCH	6-10	255	R-Sr.	11.1	7.3	Norwalk, Conn.
G 2 Darius PERRY	6-2	195	Jr.	5.8	2.0	Marietta, Ga.
G 30 Ryan McMAHON	6-0	185	R-Sr.	9.8	1.3	Sarasota, Fla.

Kentucky (8-3)	Ht.	Wt.	Yr.	PPG	RPG	Hometown
F 4 Nick RICHARDS	6-11	247	Jr.	11.9	6.9	Kingston, Jamaica
F 23 EJ MONTGOMERY	6-10	228	So.	8.9	5.9	Fort Pierce, Fla.
G 0 Ashton HAGANS	6-3	198	So.	13.9	3.8	Cartersville, Ga.
G 3 Tyrese MAXEY	6-3	198	Fr.	13.1	4.1	Garland, Texas
G 5 Immanuel QUICKLEY	6-3	188	So.	11.1	3.5	Havre de Grace, Md.

Head Coach: John Calipari (Clarion '82) 313-74 in 11th yr. at Kentucky; 716-212 in 28th yr. overall.

Louisville will play its final non-conference game of the season as the Cardinals face intrastate rival the Kentucky Wildcats on Saturday, Dec. 28. Louisville (11-1, 2-0 ACC) beat Miami (Ohio) 70-46 in its last game on Dec. 18 in the KFC Yum! Center, marking 161 consecutive games the Cardinals have won when holding an opponent under 50 points. Jordan Nwora scored 20 points to lead the Cardinals in scoring, his eighth game this year with 20 or more. Dwayne Sutton matched his career-high with 15 rebounds and three blocked shots, adding eight points. UofL limited Miami to 27.3 percent accuracy from the field, including 18.2 percent from three-point range. The Wildcats (8-3), ranked No. 19 in both the AP and USA Today polls, have won six of their last eight games, but dropped their last two played in Las Vegas, 69-66 to Utah on Dec. 18 and 71-65 to Ohio State on Dec. 21.

GAME FACTS

Site: Rupp Arena, Lexington, Ky. (20,545),
Television: CBS - Brad Nessler, play-by-play; Bill Raftery, analyst.
Radio: WKRD (790 AM) Paul Rogers, play-by-play; Bob Valvano, analyst. (Sirius channel 206, XM 193, Internet 955)
Also: Westwood One - John Sadak, play-by-play; Will Perdue, analyst.
Series History: UofL trails 16-36 (9-13 in Louisville, 5-19 in Lexington, 2-4 neutral)
Last Meeting: Kentucky 71, UofL 58 (Dec. 29, 2019 in KFC Yum! Center)
UL National Ranking: No. 3 Associated Press, No. 4 USA Today
Next UofL Game: Jan. 4 vs. Florida State, KFC Yum! Center, 2 p.m. ET (ESPN or ESPN2)

CARD FILE

■ Louisville has started with at least a 11-1 record through 12 games for the eighth time in the last 10 years. UofL has won at least 12 of its first 13 games on three occasions over the last nine years entering its Dec. 28 game at Kentucky.

■ **Jordan Nwora** needs 10 points to become Louisville's 69th career 1,000-point scorer. His 234 points scored this year is the most by a UofL player through 12 games over the last 20 seasons. He leads the ACC in scoring (21.2 ppg, 18th in the nation). The preseason ACC Player of the Year, Nwora was a preseason All-America selection by AP and many others. His 20 points vs. Miami (Ohio) was his eighth game this year with 20 or more points.

■ UofL is **third in the nation** in field goal percentage defense (.350), 24th in field goal percentage (.485) and eighth in scoring margin (+18.3). UofL is second in the nation in defensive efficiency and 11th in offensive efficiency in KenPom rankings.

■ Louisville's last five opponents have combined to shoot 29-of-135 (.214) from three-point range. UofL is 31st nationally in 3-pt. FG defense (.267).

■ **Dwayne Sutton**, who is fifth in the ACC in rebounding (8.7 rpg), matched his career-high with 15 rebounds and three blocks vs. Miami (Ohio), adding eight points. He reached 1,000 career points at two different schools with 11 vs. Eastern Kentucky (582 UofL, 408 at UNC Asheville).

■ **Darius Perry** totaled eight points and five assists vs. Miami (Ohio), his fifth game this year with five or more assists. He is ninth in the ACC in assists (4.6 per game).

■ Louisville has a 46-10 record in the month of December over the last seven years (.821).

■ **About Kentucky** — Louisville will play its final non-conference game of the season as the Cardinals face intrastate rival Kentucky on Dec. 28. The Wildcats (8-3), ranked No. 19 in both the AP and USA Today polls, have won six of their last eight games, but dropped their last two played in Las Vegas, 69-66 to Utah on Dec. 18 and 71-65 to Ohio State on Dec. 21. A 67-64 home loss to Evansville on Nov. 12 is the only other blemish on the Wildcats' record.

Kentucky is among the nation's top 40 statistically in free throw percentage (13th, .785), field goal percentage defense (38th, .385), rebound margin (33rd, +7.2), scoring defense (31st, 61.2) and assists-turnover ratio (37th, 1.24). Kentucky is No. 26 in the Sagarin Ratings, No. 25 in ESPN's College Basketball Power Index (BPI), No. 74 in the NET rankings and No. 16 by Ken Pomeroy through Dec. 22. Four players are averaging over 11 points a game for UK, led by sophomore guard Ashton Hagans (13.9 ppg, 7.3 apg, 2.1 steals per game).

Louisville trails the all-time series against Kentucky 16-36 and UK has won 10 of the last 12. The Wildcats hold a 27-12 advantage since the series resumed in 1983. Kentucky holds a 19-5 advantage in games played in Lexington. The No. 16-ranked Wildcats won last year's matchup 71-58 in Louisville (12-29-18) as Christen Cunningham led the Cardinals with 20 points and four assists.

The two teams have met in NCAA Tournament competition on six occasions, with Louisville winning twice. UofL won 80-68 in overtime in the 1983 Mideast Regional championship in Knoxville, Tenn. in a game labeled as the first "Dream Game." The two teams had not met in regular season play for 62 years before the current series was renewed in 1983; the rivals have met all 36 seasons since.

UofL has a collective 86-73 all-time series record against current members of the Southeastern Conference and trail only two of the 12 teams in all-time series results.

UofL Vice President/Director of Athletics Vince Tyra was a four-year baseball letterman (1985-88) and two-time team captain at UK. He started 37 career games as a pitcher for Kentucky, tied for 14th at UK. His father Charlie Tyra was a consensus All-America at UofL, led the Cardinals to the 1956 National Invitation Tournament Championship and is one of four players with his jersey number (No. 8) retired at UofL, along with Wes Unseld, Darrell Griffith and Pervis Ellison.

Kentucky assistant coach Kenny Payne played at Louisville from 1985-89 and totaled 1,083 career points. He was a freshman on the Cardinals' 1986 NCAA Championship team. He averaged 14.5 points, 5.7 rebounds and shot 50.8 percent from the field as a senior. He had 10 points and five rebounds against UK his junior year (12/12/87) and totaled 16 points and five rebounds as a senior against the Wildcats (12/31/88).

The campuses are 78 miles apart, connected by Interstate 64.

Louisville has an 18-11 record all-time in games played on Dec. 28.

■ **Defense Propels Cards over Miami (Ohio)** — Louisville held Miami (Ohio) without a point during a stretch of 6:57 of the first half, the longest time period Louisville's defense has held an opponent without a point this season. UofL's defense also held Miami without a point during a 6:31 stretch of the second half, producing a season-best tying 17-0 run during that time. The Cardinals finished the game on a 26-6 run over the final 9:01 of the game. Louisville outrebounded Miami (Ohio) 54-40, its 10th rebounding advantage in 12 games this season. The season-high 54 rebounds were the most in four years, since finishing with 55 rebounds against Grand Canyon on Dec. 5, 2015. It was the 161st consecutive games UofL has won when holding an opponent under 50 points. The Cardinals matched a season high with five blocked shots, including a career-best three by Dwayne Stutton.



Statistical Comparison

	UK	UofL
Record	8-3	11-1
Scoring Average.....	74.5	76.7
Points Allowed	61.2	58.4
Scoring Margin	+13.3	+18.3
FG Percentage.....	.464	.485
Opp. FG Percentage385	.350
3-Pt. Percentage278	.376
FT Percentage785	.747
Rebound Margin	+7.2	+8.2
Turnover Margin	+1.2	-1.2

Last Game vs. Kentucky

Kentucky 71, Louisville 58
December 29, 2018 -- KFC YUM! CENTER

Louisville 58

Player	min	FG	3FG	FT	Reb	Ast	TO	BL	ST	PF	TP
Sutton	126	0-3	0-2	2-2	3	1	1	0	0	3	2
Nwora	138	7-17	1-5	2-3	7	0	1	0	3	1	17
Enoch	c 27	2-6	0-1	1-2	9	0	1	1	0	3	5
Cunningham	g 35	8-14	3-5	1-2	2	4	2	0	1	0	20
Perry	g 19	2-4	1-2	0-0	1	0	5	0	0	1	5
Fore	12	1-4	0-1	1-2	1	1	0	1	1	0	3
Williams	14	0-2	0-1	2-4	6	0	0	0	0	3	2
King	12	0-3	0-2	2-2	2	0	1	0	0	0	2
McMahon	17	0-2	0-1	2-2	0	1	1	0	0	1	2
Team					2						
Totals	200	20-55	5-20	13-19	33	7	12	2	5	12	58

Total FG%	1st H: 10-24 41.7%	2nd H: 10-31 32.3%	Game: 36.4%
3-Pt. FG%	1st H: 4-10 40.0%	2nd H: 1-10 10.0%	Game: 25.0%
FThrow %	1st H: 3- 4 75.0%	2nd H: 10-15 66.7%	Game: 68.4%

Kentucky 71

Player	min	FG	3FG	FT	Reb	Ast	TO	BL	ST	PF	TP
Travis	130	4-8	0-1	1-2	4	0	0	2	0	3	9
Washington	134	2-3	0-0	1-2	8	3	1	4	1	3	5
Hagans	g 24	5-11	0-1	1-2	2	3	1	0	3	3	11
Johnson	g 34	5-13	1-5	4-4	7	2	2	0	1	2	15
Herro	g 36	10-13	4-6	0-0	5	1	2	1	2	2	24
Richards	7	0-0	0-0	0-0	3	0	0	1	0	1	0
Baker, Jr.	8	1-4	1-4	0-0	1	0	1	0	0	1	3
Montgomery	9	1-2	0-1	0-1	2	0	0	0	0	3	2
Quickley	18	1-3	0-2	0-0	1	2	2	0	2	3	2
Team					1						
Totals	200	29-57	6-20	7-11	34	11	9	8	9	21	71

Total FG%	1st H: 15-27 56.6%	2nd H: 14-30 46.7%	Game: 50.9%
3-Pt. FG%	1st H: 4-10 40.0%	2nd H: 2-10 20.0%	Game: 30.0%
FThrow %	1st H: 1- 2 50.0%	2nd H: 6- 9 66.7%	Game: 63.6%

Score by Periods	1st	2nd	Total	Attendance: 20,882
Kentucky	35	36	71	Ties: 3
Louisville	27	31	58	Lead Changes: 3

Series vs. Kentucky (Won 16, Lost 36)

Date	UL	UK	Date	UL	UK
Feb. 15, 1913 (A)	10 34	Dec. 26, 1998 (H)	83 74
Feb. 7, 1914 (A)	17 22	Dec. 18, 1999 (A)	46 76
Mar. 3, 1914 (H)	13 26	Jan. 2, 2001 (H)	62 64
Jan. 23, 1915 (A)	14 18	Dec. 29, 2001 (A)	62 82
Feb. 27, 1915 (H)	26 15	Dec. 28, 2002 (H)	81 63
Feb. 12, 1916 (A)	26 22	Dec. 27, 2003 (A)	65 56
Feb. 22, 1916 (H)	24 32	Dec. 18, 2004 (H)	58 60
Jan. 17, 1922 (H)	14 38	Dec. 17, 2005 (A)	61 73
Jan. 21, 1922 (A)	22 29	Dec. 16, 2006 (H)	49 61
Mar. 27, 1948 (N)*	57 91	Jan. 5, 2008 (A)	89 75
Mar. 20, 1951 (N)**	68 79	Jan. 4, 2009 (H)	74 71
Mar. 13, 1959 (N)*	76 61	Jan. 2, 2010 (A)	62 71
Mar. 26, 1983 (N) (OT)@80	68	68	Dec. 31, 2010 (H)	63 78
Nov. 26, 1983 (A)	44 65	Dec. 31, 2011 (A)	62 69
Mar. 22, 1984 (A)@	67 72	Mar. 31, 2012 (N)^	61 69
Dec. 15, 1984 (H)	71 64	Dec. 29, 2012 (H)	80 77
Dec. 28, 1985 (A)	64 69	Dec. 28, 2013 (A)	66 73
Dec. 27, 1986 (H)	51 85	Mar. 28, 2014 (N)#	69 74
Dec. 12, 1987 (A)	75 76	Dec. 27, 2014 (H)	50 58
Dec. 31, 1988 (H)	97 75	Dec. 26, 2015 (A)	73 75
Dec. 30, 1989 (A)	86 79	Dec. 21, 2016 (H)	73 70
Dec. 29, 1990 (H)	85 93	Dec. 29, 2017 (A)	61 90
Dec. 28, 1991 (A)	89 103	Dec. 29, 2018 (H)	58 71
Dec. 12, 1992 (H)	68 88			
Nov. 27, 1993 (A)	70 78			
Jan. 1, 1995 (H)	88 86			
Dec. 23, 1995 (A)	66 89			
Dec. 31, 1996 (H)	54 74			
Dec. 27, 1997 (A)	79 76			

* Olympic Trials (New York, NY)
 **NCAA Eastern Region (Raleigh, NC)
 #NCAA Midwest Regional (Evanston, IL)
 @NCAA Midwest Regional (Knoxville, TN)
 ^NCAA National Semifinals (New Orleans, LA)
 #NCAA Midwest Regional (Indianapolis, IN)

2019-20 University of Kentucky Wildcats Men's Basketball Roster

No.	Name	Pos	Ht	Wt	Yr	Hometown / High School
0	Aston Hagans	G	6-3	198	So.	Cartersville, Ga. / Newton
1	Nate Sestina	F	6-9	234	Gr.	Emporium, Pa. / Cameron County
2	Kahlil Whitney	F	6-6	210	Fr.	Chicago / Roselle Catholic
3	Tyrese Maxey	G	6-3	198	Fr.	Garland, Texas / South Garland
4	Nick Richards	F	6-11	247	Jr.	Kingston, Jamaica / The Patrick School
5	Immanuel Quickley	G	6-3	188	So.	Havre de Grace, Md. / The John Carroll School
10	Johnny Juzang	G	6-6	214	Fr.	Los Angeles / Harvard-Westlake School
11	Dontaie Allen	G	6-6	200	Fr.	Falmouth, Ky. / Pendleton County
12	Keion Brooks Jr.	F	6-7	205	Fr.	Fort Wayne, Ind. / La Lumiere School
13	Riley Welch	G	6-0	185	Jr.	Littleton, Colo. / Chatfield High School
14	Brennan Canada	F	6-6	198	Fr.	Mount Sterling, Ky. / George Rogers Clark
21	Zan Payne	G/F	6-4	235	R-Fr.	Lexington, Ky. / Lexington Catholic
23	EJ Montgomery	F	6-10	228	So.	Fort Pierce, Fla. / Wheeler
33	Ben Jordan	F	6-9	250	R-So.	Olive Hill, Ky. / West Carter

Head Coach: John Calipari **Assoc. Head Coach:** Kenny Payne **Assistant Coaches:** Tony Barbee, Joel Justus

■ **Single Game in Current Stretch** — Louisville will play just one game over a 16-day period during the holiday season. UofL's current stretch from Dec. 19 through Jan. 3 with a single game (Dec. 28 vs. Kentucky) is its longest such span with just one game in 30 years. It is the longest break of its length since a 16-day stretch with a single game from Dec. 19, 1989 through Jan. 3, 1990. After its final non-conference game against Kentucky, Louisville returns to ACC competition against Florida State on Jan. 4.

■ **1,000-Point Scorers** -- While Jordan Nwora needs 10 points to become the Cardinals' 69th career 1,000-point scorer, the Cardinals have two additional current players who have scored 1,000 points at the collegiate level. Dwayne Sutton scored his 1,000th collegiate point against Eastern Kentucky on Dec. 14, a total which also includes his freshman year at UNC Asheville (he has 601 points and 481 rebounds at UofL). Sutton, who has grabbed 743 career rebounds at the two schools, needs 19 rebounds for 500 at UofL. Fresh Kimble, who is 19th in the ACC in assists (2.9 per game), scored his 1,000 collegiate point against Pitt on Dec. 6 (51 points at Louisville, 958 at St. Joseph's). Kimble handed out his 300th assist against Eastern Kentucky on Dec. 14 for his combined career total. Louisville is second in the nation with 68 career 1,000 point scorers.

Career 1,000 Point Scorers by School

76	North Carolina
68	Louisville
67	Duke
67	Villanova
63	Notre Dame
62	Syracuse

■ **Cards Ranked No. 3** — With Louisville's No. 3 national ranking in the Dec. 23 Associated Press poll, this is the first season in 53 years that the Cardinals have remained in the AP Top 5 through the first eight polls (since the 1966-67 season). Louisville was ranked as the nation's top team in the AP poll for two weeks. The Cardinals have been ranked in the top five of the AP poll on 133 occasions.

■ **Successful Toy Drive** -- UofL fans donated 1,024 toys at the Cardinals' Dec. 14 game against Eastern Kentucky, about 300 more than last year's collection at a similar event.

■ **Impressive Defense vs. Michigan** — Louisville's defensive performance in a 58-43 victory over No. 4 Michigan on Dec. 3 was profound. The 43 points was the second-lowest point total in an AP Top-5 matchup in the shot clock era (since 1985-86). The Cardinals limited Michigan to a season-low 25.9 percent shooting from the field after the Wolverines entered the game second nationally in field goal percentage (.529) while averaging 82.4 points per game. Michigan also made a season-low 3-of-19 three-point goals (.158) after entering the game shooting 42.4 percent from long range, 10th in the nation. It was Louisville's sixth victory all-time against an AP Top-5 team by 15 or more points, the last coming on March 27, 2008 when No. 13 UofL beat No. 5 Tennessee 79-60 in the NCAA East Region Semifinals.

■ **3 Double-Digit Rebounders** -- Louisville's Dec. 3 victory over Michigan marked just the sixth game in the last 20 years in which Louisville featured three players with double-digit rebound totals for the game. The Cardinals held a 48-41 rebounding advantage over the Wolverines with the starting front line gathering double-figure boards in Jordan Nwora (12), Dwayne Sutton (11) and Steven Enoch (10). Louisville is 26th in the nation in rebound margin (+8.4).

■ **Another Strong Shooting Performance vs. ECU** — The Cardinals were nearly perfect at the free throw line against Eastern Kentucky, making a season-high 22-of-23 (96 percent) attempts. It was just the third time in program history the Cardinals had attempted at least 20 free throws and only missed one (last time: 28-for-29, .966, vs. South Florida, March 5, 1997) ... Steven Enoch scored a career-high 23 points on 9-of-10 shooting from the field against Eastern Kentucky. It surpassed his previous career-high of 22 points against Boston College on Feb. 27, 2019, the only other 20-point game of his career. Enoch has scored in double figures seven times in 12 games this season ... Louisville shot 63 percent (34-for-54) from the field vs. ECU, its second game over 60 percent this season (67 percent against North Carolina Central). The Cardinals are 6-0 this season when shooting 50 percent or better from the field, and 159-7 over the last 18 years when doing so ... Eleven different Cardinals scored in the victory over Eastern Kentucky, the highest number of players that have scored in a game this season ... Louisville matched its season-best with 22 assists vs. Eastern Kentucky and forced a season-high 14 turnovers for the second consecutive game, converting those 14 turnovers into 34 points ... Ryan McMahon surpassed 600 points for his career (612 now) with seven against Eastern Kentucky. He dished out a season-best six assists, the 10th game of his career with at least four assists ... Freshman guard David Johnson played a season-high 17 minutes against Eastern Kentucky and contributed five points, two rebounds and two assists with three turnovers ... Louisville has had at least four players in double figures in seven of its 12 games this year, including four against Eastern Kentucky.

■ **Pair Return From Injuries** -- Two Cardinals who were sidelined for extended periods returned to play against USC Upstate on Nov. 20. Team co-captain Malik Williams totaled a season-high 13 points and 11 rebounds against Pitt in the Cardinals' first ACC home game for his first double-double of the season and fourth of his career. Over the last four games, Williams has averaged 10.5 points and 8.3 rebounds (14-of-22 FG, .636). Williams had a screw inserted into the fifth metatarsal in his right foot on Sept. 23 and returned after eight weeks. Williams started the last 20 games of 2018-19 and was third on the team in rebounding and 19th in the ACC, averaging 6.1 rebounds (7.7 points), and was 11th in the ACC in blocks (41 total, 1.2 avg.).

David Johnson had surgery on his left (non-shooting) shoulder on July 30 and was out nearly four months. He played 3 1/2 minutes against USC Upstate, scoring his first collegiate points on a pair of dunks. He played a season-high 17 minutes vs. Eastern Kentucky on Dec. 14 and contributed five points, two rebounds and two assists. Johnson had practiced in non-contact drills since Oct. 22. Johnson led Trinity High School in Louisville to the state championship last year. Both he and Williams had been cleared by doctors on Nov. 15 to participate and were competing in practice sessions before their return to game action.


■ **Nwora Strong Scoring Start** — Louisville forward Jordan Nwora is off to an impressive start scoring this season. He had led the Cardinals in scoring each game. He leads the ACC and is 18th nationally in scoring, averaging 21.2 points per game. His 254 points scored in his first 12 games this season is the most scored by any Louisville player in the last 20 years. Nwora has scored at least 14 points in all 12 games this season, including eight games scoring 20 or more points. He is the top-rated player in the nation in the KenPom Player of the Year standings through games of Dec. 22.

Nwora needs 10 points to become the Cardinals' 69th career 1,000-point scorer. He would become the 39th player to score 1,000 points in his first three seasons at UofL.

Most Points in 1st 12 Games, Last 20 Years

Points	Name	Year
254	Jordan Nwora	2019-20
241	Marques Maybin	2000-01
236	Russ Smith	2012-13
235	Reece Gaines	2001-02
220	Reece Gaines	2002-03
214	Jordan Nwora	2018-19
208	Damion Lee	2015-16

■ **Briefly** — Louisville has a 46-10 record during the month of December over the last seven years ... The Cardinals limited Michigan to 18 first-half points, the fewest in a half for a UofL opponent since Pitt scored 18 in the second half of a 66-51 UofL win last year (1/26/19) ... The Cardinals have beaten five of its 12 opponents (Youngstown State, Indiana State, Western Ky., Michigan and Pitt) by their widest margin of defeat for the season ... The last day of classes for the 2019 UofL fall semester was Dec. 2 and final exams concluded on Dec. 10. After the semester break, classes will resume for the spring semester on Jan. 6.



■ **New Court Design** -- A new design was created this season for Denny Crum Court in the KFC Yum! Center, featuring UofL's vintage "Dunking Cardinal" logo from the 1980's at midcourt, while the baselines pay homage to both Freedom Hall and the city of Louisville. The mid-court mark was refined around the facial feathers, eyes and beak to more closely align with Louisville's primary brand mark, it's Cardinal Bird Head logo. The baseline "LOUISVILLE" block letter font pays homage to the iconic scorer's table signage at Freedom Hall, while the tone-on-tone fleur de lis that appear in the corners of each baseline offers tribute to the city of Louisville flag.

2019-20 University of Louisville Cardinals Men's Basketball Roster

No.	Name	Pos.	Ht.	Wt.	Yr.	Exp.	Hometown (Previous School)
0	Lamarr "Fresh" Kimble	G	6-0	185	Gr.	Tr.	Philadelphia, Pa. (St. Joseph's University)
1	Keith Oddo	G	6-1	180	Gr.	Wk.	Roanoke, Va. (Univ. of Richmond)
2	Darius Perry	G	6-2	195	Jr.	2L	Marietta, Ga. (Wheeler HS)
3	Jae'Lyn Withers *	F	6-8	215	Fr.	HS	Charlotte, N.C. (Cleveland (OH) Heights HS)
4	Grant Williams	G	5-11	165	Jr.	Wk.	Crestwood, Ky. (South Oldham HS)
5	Malik Williams	F/C	6-11	245	Jr.	2L	Ft. Wayne, Ind. (Snider HS)
10	Samuell Williamson	G/F	6-7	200	Fr.	HS	Rockwall, Texas (Rockwall HS)
11	Quinn Slazinski	F	6-8	215	Fr.	HS	Houston, Texas (Huntington Prep/W.Va.)
12	Hogan Orbaugh	F	6-8	240	Fr.	Wk.	Zionsville, Ind. (Zionsville HS)
13	David Johnson	G	6-5	210	Fr.	HS	Louisville, Ky. (Trinity HS)
20	Josh Nickelberry	G	6-4	200	Fr.	HS	Fayetteville, N.C. (Northwood Temple Acad.)
22	Aidan Igiehon	F	6-10	240	Fr.	HS	Dublin, Ireland (Lawrence Woodmere Acad.)
23	Steven Enoch	C	6-10	255	R-Sr.	1L	Norwalk, Conn. (University of Connecticut)
24	Dwayne Sutton	F	6-5	220	R-Sr.	2L	Louisville, Ky. (UNC Asheville)
30	Ryan McMahan	G	6-0	185	R-Sr.	3L	Sarasota, Fla. (Cardinal Mooney HS)
33	Jordan Nwora	F	6-8	225	Jr.	2L	Buffalo, N.Y. (Vermont Academy)

Pronunciation Guide: Igiehon (ee-GYAY-hawn), Enoch (EE-knock), Nwora (WOR-uh; silent N), Oddo (AW-doe), Slazinski (sluh-ZIN-ski) *will redshirt the 2019-20 season.

■ **Cards Sixth All-Time in the Polls** — Louisville is one of only five schools to be ranked in the AP Top 25 poll at least once during each of the past 17 seasons, excluding preseason polls (*others:* Duke, Gonzaga, Kansas, North Carolina). Louisville has been ranked in the Associated Press poll on 641 occasions, sixth most all-time. UofL has been among the top ten on 295 occasions (eight times this year), including 11 times in the 2016-17 season. Until the first three polls of 2014-15, the last time UofL had not been in the poll was March 5, 2012 -- a year in which UofL advanced to the Final Four. UofL has been ranked among the nation's top 16 in the preseason poll six of the last nine years (5th this year, unranked last year, 16th in 2017-18, 13th in '16-17, unranked in '15-16, eighth in '14-15, third in '13-14, second in '12-13, ninth in '11-12).

■ **Cards Chosen Third in ACC Preseason Poll** — UofL was picked to finish third in the Atlantic Coast Conference in 2019-20 in a preseason media poll with Duke as the league favorite for the third straight year. UofL forward Jordan Nwora was honored as the preseason Player of the Year while North Carolina freshman guard Cole Anthony was chosen the ACC Preseason Rookie of the Year. Louisville finished tied for sixth last season, tied for ninth in 2017-18, tied for second in 2016-17 and was fourth in each of its first two years in the ACC. The 2019 ACC Tournament will be played March 10-14 at Greensboro (N.C.) Coliseum.

■ **Perry Dropping Dimes** -- Darius Perry is ninth in the ACC in assists (4.6 per game) and his 1.96 assists/turnovers ratio is eighth in the ACC. Against Youngstown State, he produced his first career double-double with 10 points and a career-high 12 assists and only one turnover, while also grabbing a career-high tying five rebounds. It was the first point-assists double-double by a Louisville player in five years. Perry had 50 assists with 40 turnovers for the 2018-19 season, and has 55 assists already this year with 28 turnovers. He has handed out five or more assists in five games this season. Perry and Fresh Kimble (2.9 assists per game, 19th in the ACC) combined for 14 assists with one turnover against USC Upstate.

2019-20 ACC Preseason Media Poll

- | | |
|----------------------|--------------------|
| 1. Duke | 9. Miami |
| 2. North Carolina | 10. Pittsburgh |
| 3. Louisville | 11. Clemson |
| 4. Virginia | 12. Georgia Tech |
| 5. Florida State | 13. Boston College |
| 6. NC State | 14. Virginia Tech |
| 7. Notre Dame | 15. Wake Forest |
| 8. Syracuse | |

Cardinals on Social Media

	Twitter	Instagram
Chris Mack	@CoachChrisMack	
Steven Enoch	@StevenEnoch	@stevenenoch
Aidan Igiehon	@aidanigiehon	@aidanigiehon
David Johnson	@davidjohnson13	@davidjohnson13
Lamarr Kimble	@freshkimble	@freshkimble
Ryan McMahan	@RyanMcMahon	@ryanmcmahan
Josh Nickelberry	@joshnickelberry	@joshnickelberry
Jordan Nwora	@JordanNwora	@jordannwora
Keith Oddo	@keithoddo	@keithoddo
Hogan Orbaugh	@hoganorbaugh	@hoganorbaugh
Darius Perry	@dariusperry	@_dariussthegreat
Quinn Slazinski	@QuinnSlazinski	@quinnslazinski
Dwayne Sutton	@DwayneSutton	@dwaynesutton
Grant Williams		@grantwilliams.4
Malik Williams	@leek_willi	@leek_willi
Samuell Williamson	@SamuellW	@samuellW
Jae'Lyn Withers	@jaelynwithers	@jaelynwithers

'19-20 NATIONAL RANKINGS

Associated Press (Dec. 23)	USA Today (Dec. 23)
1 Gonzaga	1 Gonzaga
2 Ohio State	2 Ohio State
3 Louisville	3 Duke
4 Duke	4 Louisville
5 Kansas	5 Kansas
6 Oregon	6 Baylor
7 Baylor	7 Oregon
8 Auburn	8 Auburn
9 Memphis	9 Villanova
10 Villanova	10 Memphis
11 Michigan	11 Butler
12 Butler	12 Maryland
13 Maryland	13 Virginia
14 Michigan State	14 San Diego State
15 San Diego State	15 Michigan
16 Virginia	16 Michigan State
17 Florida State	17 Florida State
18 Dayton	18 Dayton
19 Kentucky	19 Kentucky
20 Penn State	20 Washington
21 Washington	21 Penn State
22 West Virginia	22 Texas Tech
23 Texas Tech	23 West Virginia
24 Arizona	24 Arizona
25 Iowa	25 Wichita State

Louisville in the Polls

Date	AP	USAT	Date	AP	USAT
preseason	5	5	Dec. 2	1	1
Nov. 11	4	5	Dec. 9	1	1
Nov. 18	2	2	Dec. 16	3	5
Nov. 25	2	2	Dec. 23	3	4

■ **Third Time as AP No. 1** — Louisville's No. 1 ranking in the Dec. 2 and 9 Associated Press polls were just its third and fourth times ever ranked as the No. 1 team in the nation in the AP poll. The other two were March 16, 2009 in the final AP poll of the season; and Jan. 14, 2013. UofL entered the NCAA Tournament as the overall No. 1 seed in both of those previous years as AP No. 1.

UofL has been ranked as the No. 1 team in the nation in the coaches poll on five occasions, including twice this year. The other three were in the 1986-87 preseason UPI coaches poll; in the ESPN/USA Today poll on March 15, 2009; and in the final USA Today coaches poll of 2012-13 on April 8, 2013.

Three of Louisville's last four coaches have guided the Cards to as high as No. 2 in the AP poll in less than two seasons with the Cardinals.

Name	Date reaching No.	# of AP Polls
Chris Mack	Nov. 18 of 2nd season	23rd
Rick Pitino	Feb. 10 of 2nd season	32nd
Denny Crum	Feb. 28 of 1st season	14th

■ **Guide Online** — The 2019-20 UofL Men's Basketball guide is available in an online or pdf form with the code to the right, or at this link: <https://uofl.me/2nf51r>



■ **Cardinal Spurts** — Through its 12 games this season, Louisville has produced 27 runs of 8-0 or better, including runs of 13-0, 17-0 and 9-0 against Miami (Ohio) in its last outing. The Cardinals had a season-best 17-0 run both at Miami and vs. Miami (Ohio). UofL has forced its opponents into 37 scoring droughts of three minutes or more, including stretches of 6:57 and 6:31 vs. Miami (Ohio) in its last game, and that 6:57 stretch was the Cards' longest defensive scoreless stretch of the year.

■ **Sutton A Warrior** -- Dwayne Sutton is fifth in the ACC in rebounding (8.7) and offensive rebounding (3.2). He is 33rd in the nation in effective field goal percentage by Kenpom. He has 25 career double-figure scoring efforts with the Cards (six this year). He has pulled down double-digit rebounds in on five occasions this season, including matching a career high 15 twice: vs. Miami (Ohio) on Dec. 18 and against USC Upstate on Nov. 20. Sutton scored his 1,000th collegiate point against Eastern Kentucky on Dec. 14 and has grabbed 743 career rebounds, including his freshman year at UNC Asheville (he has 601 points and 481 rebounds at UofL). Sutton's career-high 15 rebounds were the most by a Cardinal since Ray Spalding pulled down 16 against Grand Canyon on Dec. 23, 2017. He followed that effort with 14 rebounds and 10 points against Akron for his seventh career double-double and second of the season. His 29 rebounds in those two games combined were the most for a Cardinal since Chinanu Onuaku grabbed as many in a pair of games on Jan. 3 and 7, 2016.

■ **McMahon a Long Range Weapon** -- Ranking second in the ACC and 21st in the nation in three-point percentage (.463), McMahon has made at least three 3-pointers in six games this season. He has improved his scoring average from a year ago (9.8 ppg; 7.2 ppg in 2018-19) and his defense has improved dramatically. McMahon passed 600 career points at UofL with seven points and a team-high six assists against Eastern Kentucky on Dec. 14. He has 21 career double-figure scoring outings (612 points now). He has 145 career three-point goals, 24 short of the career top ten at UofL. His .390 career three-point percentage (145-of-372) ranks seventh at Louisville. McMahon tied a career-high with five 3-pointers against USC Upstate, finishing with 15 points. He scored 11 points in his last game against Miami (Ohio), his sixth double-figure scoring effort of the season and 21st of his career.

■ **Card Clips** -- Fresh Kimble, who is 19th in the ACC in assists (2.9 per game), scored his 1,000 collegiate point against Pitt on Dec. 6 (51 points at Louisville, 958 at St. Joseph's). He handed out his 300th assist against Eastern Kentucky on Dec. 14 for his combined career total ... With the Cardinals' women's basketball team ranked No. 6 in the Dec. 23 AP poll, UofL is one of three with both its men's and women's teams in the top ten (also Oregon, Baylor) and one of 10 with both in the Top 25 ... The Cardinals have been ranked in the top five of the AP poll on 132 occasions, including the first seven weeks this year ... Jordan Nwora has been the top scorer for the Cardinals in all 12 games this season, including scoring a season-high 28 points on 11-of-19 shooting against USC Upstate ... Louisville has had at least four players in double figures in seven of its 12 games this year. UofL has started the same five players in each game ... Louisville missed three or fewer of its free throws as a team in five games this season. The Cardinals are third in the ACC in free throw percentage, connecting on 74.7 percent from the line. UofL shot a school-record 77.7 percent from the free throw line in 2018-19 ... A total of 85 players from ACC schools were on NBA opening night rosters, by far the most of any conference ... Louisville won its first nine games of the season for the ninth occasion in school history before falling to Texas Tech on Dec. 10 ... Louisville is No. 11 in the Sagarin Ratings, No. 6 in ESPN's College Basketball Power Index (BPI), No. 7 in the NET and No. 3 by Ken Pomeroy through Dec. 22.

■ **Cards Win Home ACC Opener** — Louisville's 64-46 victory in its first ACC home game of the season was its 160th straight victory when holding the opposition under 50 points. It marked the first time the Cardinals have held their opponent under 50 in consecutive games since the 2014-15 season when it allowed 26 to Savannah State (Nov. 24, 2014) and 33 to Cleveland State (Nov. 26, 2014). UofL has allowed 25 points or less in eight halves on the season. Louisville made a season-best 11 three-pointers against Pitt, including its first eight by eight different players. It was the first time eight different Cardinals made a 3-pointer in a game since a 90-62 victory over UMKC on Dec. 4, 2013. It was only the fifth time in UofL history that as many as eight different players hit a three-pointer in a single game, and it was the first time that it has ever happened in one half. Jordan Nwora, who has led the Cardinals in scoring in all 12 games this season, totaled 19 points (7-of-12 FG), six rebounds and three steals in the game. Malik Williams produced a season-high 13 points and 11 rebounds for his first double-double of the season and fourth of his career. Ryan McMahon played a career-high 36 minutes while scoring 11 points (3-of-6 threes).

■ **Tickets Available** — UofL men's basketball tickets for games in the KFC Yum! Center this season are available in a special group of three ACC home games. Fans can choose any of three remaining ACC home games for \$225 for lower level seats, \$180 for the upper level mezzanine and \$99 for the remaining upper level seats that are available. The cost-saving ticket groups may be requested through the "3-GAME ACC PLAN" link at GoCards.com/mbbtickets. Tickets may also be purchased in person at the UofL Ticket Office, located near Gate 2 of Cardinal Stadium at 2800 South Floyd Street. The ticket office is open weekdays from 9 a.m. until 5 p.m.

Single-game tickets are also available now for all of the Cardinals' remaining home games in the KFC Yum! Center. Cardinal fans may purchase tickets by visiting Ticketmaster online at Ticketmaster.com, calling 1-800-745-3000 or by visiting any Ticketmaster Ticket Center, including the KFC Yum! Center. Convenience fees are applied with Ticketmaster orders. The direct link to purchase tickets through Ticketmaster is here: <https://uofl.me/203TfKK>

■ **Staunch Defense** -- Louisville is second in the nation in defensive efficiency by KenPom through games of Dec. 22, behind only Virginia. In its last game, the Cardinals held Miami(Ohio) to just six points over the final nine minutes of the game. In its last ACC game, UofL allowed Pitt to score just four points over the final 9:11 of the game. The Cardinals have held their opponent below 36 percent shooting from the field in 13 of 24 halves this year, limiting opponents to a 35.0 percent accuracy on the season, third in the nation. Louisville is 10th in the nation in defensive rebounding, averaging 30.3 boards on the defensive end of the floor. UofL limited its opponent to under 40 percent accuracy for a half on 32 occasions in 2018-19. UofL was 25th in the nation in adjusted defensive efficiency last year.

■ **Hot Shooting** -- Louisville produced many impressive shooting performances this year, topping 50 percent accuracy from the field in six games. The Cardinals lead the ACC and are 24th in the nation in field goal percentage (.485) and are third in the ACC in three-point percentage (.376). The Cardinals are third in the ACC in free throw percentage (.747). Louisville is 11th in the nation in adjusted offensive efficiency by Kenpom.com. The Cards are averaging 76.7 points per game, third in the ACC. UofL shot 66.7 percent from the field (30-of-45) against North Carolina Central earlier this season, its best since making 70 percent of its field goals vs. No. 16 Tulane on Feb. 27, 1993. The Cardinals shot 63 percent from the field in both halves against Eastern Kentucky on Dec. 14.

Louisville Career Double-Doubles

Jordan Nwora (11)

Michigan (H)	12/3/19	22 pts., 12 reb.
Miami (A)	11/5/19	23 pts., 12 reb.
Minnesota (N)	3/21/19	10 pts., 11 reb.
Notre Dame (H)	3/3/19	20 pts., 11 reb.
Boston College (A)	2/27/19	13 pts., 12 reb.
Duke (H)	2/12/19	23 pts., 12 reb.
Boston College (H)	1/16/19	32 pts., 10 reb.
Robert Morris (H)	12/21/18	19 pts., 13 reb.
Kent State (H)	12/15/18	13 pts., 10 reb.
Indiana (A)	12/8/18	24 pts., 14 reb.
Tennessee (N)	11/21/18	23 pts., 10 reb.

Dwayne Sutton (7)

Akron (H)	11/24/19	10 pts., 14 reb.
Indiana State (H)	11/13/19	14 pts., 10 reb.
Wake Forest (A)	1/30/19	17 pts., 10 reb.
Boston College (H)	1/16/19	14 pts., 10 reb.
North Carolina (A)	1/12/19	17 pts., 10 reb.
Pittsburgh (A)	1/9/19	12 pts., 11 reb.
Virginia Tech (A)	2/24/18	17 pts., 11 reb.

Steven Enoch (5)

Michigan (H)	12/3/19	13 pts., 10 reb.
Youngstown State (H)	11/10/19	17 pts., 14 reb.
Miami (A)	11/5/19	11 pts., 12 reb.
Pittsburgh (H)	1/26/19	12 pts., 11 reb.
North Carolina (A)	1/12/19	17 pts., 11 reb.

Malik Williams (4)

Pittsburgh (H)	12/6/19	13 pts., 11 reb.
Notre Dame (H)	3/3/19	16 pts., 13 reb.
Miami (H)	1/6/19	19 pts., 11 reb.
Lipscomb (H)	12/12/18	10 pts., 13 reb.

Darius Perry (1)

Youngstown State (H)	11/10/19	10 pts., 12 asst.
----------------------	----------	-------------------

■ **Overall Athletics Success** -- UofL teams have experienced considerable success this year. Louisville and Michigan are the only two programs to have collectively reached the postseason this fall in football, men's soccer, women's soccer, field hockey and volleyball. UofL is 14th in the nation in the Learfield IMG College Director's Cup Division I fall standings (Dec. 19). The Cardinals are one of nine ACC schools in the top 20 schools currently in the Director's Cup standings, five more than the next best conference (Big Ten with four top 20 schools). This is the first time in UofL history that football, men's soccer, women's soccer and field hockey have all participated in postseason competition in the same year. The Cardinals' football team is one of the most improved in the nation, rising to a 7-5 record to date after finishing 2-10 a year ago. Louisville will face Mississippi State in the Music City Bowl on Dec. 30. The UofL field hockey team, ranked sixth in the nation, won its first-ever NCAA Tournament game this year before falling in the national quarterfinals. The Cardinals' women's soccer teams reached the NCAA second round and its men's soccer team has advanced to the final 16 teams. UofL's volleyball team (22-10) advanced to the final eight teams of the NCAA championship, upsetting No. 2 Texas along the way. Louisville's women's basketball team is 10-1 and ranked among the nation's top ten teams. The Cards' swimming teams are off to terrific starts with the men (11th in the nation) and women's (13th) squads both highly ranked. Through the fall season, UofL's men's golf team is ranked 15th in the nation while the women's golf team is among the top 40.

■ **Challenging Schedule** — UofL will play 12 games this season against teams ranked among the nation's Top 25 or those receiving votes in the preseason Associated Press poll, including six games among teams in the top 13 (No. 2 Kentucky, 4 Duke, 9 North Carolina, 11 Virginia twice and 13 Texas Tech; UofL opponents which received votes: Florida State, Notre Dame, Syracuse, NC State, Michigan. Louisville's strength of schedule was fourth in the nation by the final NCAA's NET rankings last season. Louisville played eight games against teams ranked among the Top 10 teams in the final AP poll. UofL faced nine teams that reached the 2019 NCAA Sweet 16.

■ **Card File** — Louisville has held a rebounding advantage in 10 of its 12 games this season and have a +8.2 rebounding margin on the season (3rd ACC, 23rd in the nation). The Cardinals had a 54-40 edge on the boards in its last game vs. Miami (Ohio). UofL doubled up Indiana State on the boards on Nov. 13 (42-21). UofL outrebounded 24 opponents in 2018-19 (17-7 record in those games), including 14 by a margin of nine or more.

Louisville has blocked a shot in 314 of its last 315 games, failing to swat a shot in the Cardinals' last game of the 2018-19 season against Minnesota. Malik Williams blocked a shot in 26 of 34 games as a sophomore and led Louisville in blocks with 41 (1.2 average, 11th in the ACC). Steven Enoch is 15th in the ACC in blocked shots this season (1.0 per game).

Dwayne Sutton was listed second in a preseason group of 2019-20 "Glue Guys" by NCAA.com ... Fresh Kimble was noted as one of the top ten transfers in the nation by ESPN prior to the season ... Samuel Williamson is the 28th McDonald's All-America selection who signed with UofL.

■ **Success vs. Top 25 Foes** -- Louisville has won 43 of its last 91 against AP ranked opponents, beating No. 4 Michigan on Dec. 3 in its last Top 25 matchup. UofL has a 60-61 record against Top 25 teams over the last 12 years (1-0 this year, 4-8 last year). UofL has been victorious nine of the last 28 times it has faced an AP top-five foe. UofL has won 22 of its last 53 games when facing Top 10 teams, spanning the last 12 years. Winning at No. 12 North Carolina on Jan. 12 last year marked UofL's first road victory over a Top 15 team since winning 58-57 at No. 7 Cincinnati on Feb. 22, 2014.

■ **Comeback Cards** — UofL recovered from a 12-point first-half deficit to win against Boston College on Jan. 16. Over the last nine seasons, UofL has recovered from nine or more points down to win on 31 occasions, including three occasions last season and five during the 2017-18 season. UofL recovered from a 15-point first-half deficit to win its ACC opener against Miami. It was the largest deficit overcome in victory since the Cardinals came back from a 17-point deficit to win at No. 23 Florida State (1-10-18). Louisville fought back from a 12-point first-half deficit at Seton Hall and trailed by nine in the second half.

■ **Florida State Awaits Next** — Louisville returns to ACC action with its first game of 2020 as the Cardinals face the Florida State Seminoles on Saturday, Jan. 4 at 2 p.m. ET (ESPN2 or ESPNU). The Seminoles (10-2, 1-1 ACC), ranked No. 17 in both the AP and USA Today Dec. 16 polls, have won nine of their last 10 games after dropping their ACC opener at Pitt. FSU has won three straight, including a 72-53 victory over Clemson in its other conference game. Florida State will play two games prior to facing the Cardinals: Dec. 28 vs. North Alabama and Dec. 31 vs. Georgia Tech. Louisville leads the all-time series against Florida State 34-12 and the Cardinals have won four of the last seven meetings. The No. 22-ranked Seminoles prevailed 80-75 in overtime in last year's matchup in Tallahassee (2-9-19) as Christen Cunningham led the Cardinals with 20 points, seven rebounds and six assists.

Louisville in NCAA Statistics		
Nat'l. (through Dec. 25)		
Rank	Category	Stat
3	FG Percentage Defense	.350
8	Scoring Margin	+18.3
10	Defensive Rebounds/game	30.3
15	Scoring Defense	58.4
15	3-Point FG Defense	.267
23	Rebound Margin	+8.2
24	Field Goal Percentage	.485
34	3-Pt Field Goal Pct.	.376
39	Rebounds per game	40.5
46	Assists-Turnovers Ratio	1.22
53	Free Throw Percentage	.747
70	Assists per game	15.3
84	Scoring Offense	76.7

ATLANTIC COAST CONFERENCE

(Standings through Dec. 27)

School	ACC	Overall	Streak
Louisville.....	2-0.....	11-1	W 2
Virginia.....	2-0.....	9-2	L 1
Boston College.....	2-0.....	8-5	W 4
Duke.....	1-0.....	10-1	W 4
Florida State.....	1-1.....	10-2	W 3
NC State.....	1-1.....	9-3	W 1
Virginia Tech.....	1-1.....	9-3	W 3
Pittsburgh.....	1-1.....	9-3	W 2
North Carolina.....	1-1.....	7-5	W 1
Syracuse.....	1-1.....	7-5	W 2
Georgia Tech.....	1-1.....	6-6	W 1
Miami.....	0-1.....	8-3	W 4
Notre Dame.....	0-2.....	8-4	L 1
Wake Forest.....	0-2.....	7-5	W 2
Clemson.....	0-2.....	6-6	L 1

Upcoming ACC Games



Saturday, December 28

Brown at Duke - ESPN2.....	11:30 AM
North Alabama at Florida State - ACCNX.....	2 PM
Louisville at Kentucky - CBS.....	3:45 PM
Niagara at Syracuse - ACCNX.....	7 PM

Sunday, December 29

Alabama A&M at Notre Dame - ACCNX.....	Noon
Appalachian State at NC State - ACCN.....	4 PM
Navy at Virginia - ESPN2.....	4 PM
Md-Eastern Shore at Virginia Tech - RSN.....	6 PM

Monday, December 30

Canisius at Pitt - RSN.....	Noon
Yale at North Carolina - ACCN.....	7 PM

Tuesday, December 31

Georgia Tech at Florida State - ESPN2/U.....	Noon
Miami at Clemson - ACCN.....	4 PM
Boston College at Duke - ACCN.....	6 PM

Louisville in ACC Statistics (through Dec. 27)

Team Statistics	All	Rank	ACC Rank
Scoring Offense.....	76.7	3	75.5 4
Scoring Defense.....	58.4	3	60.0 4
Scoring Margin.....	+18.3	2	+15.5 1
FT Percentage.....	.747	3	.708 7
FG Percentage.....	.485	1	.509 1
FG Pct. Defense.....	.350	2	.410 7
3-Pt. Percentage.....	.376	3	.444 3
3-Pt. Percentage Defense.....	.267	1	.361 8
Rebounding Margin.....	+8.2	3	+4.5 3
Blocked Shots.....	2.8	13	3.0 9
Assists.....	15.3	5	15.5 3
Steals.....	4.9	15	5.5 9
Turnover Margin.....	-1.2	12	-2.0 10
Assists-Turnover Ratio.....	1.22	4	1.19 4
3FG Made.....	8.0	7	10.0 3

Individual Stats (All Games)

Scoring	9. Darius Perry..... 4.6
1. Jordan Nwora..... 21.2	19. Fresh Kimble..... 2.9
Field Goal Percentage	Assists/Turnovers Ratio
5. Jordan Nwora..... 481	9. Darius Perry..... 1.96
3-Pt Field Goal Percentage	Rebounding
2. Ryan McMahan..... 463	5. Dwayne Sutton..... 8.7
Free Throw Percentage	11. Jordan Nwora..... 7.5
5. Jordan Nwora..... 804	12. Steven Enoch..... 7.3
3-Pt Field Goals Made	Offensive Rebounding
5. Ryan McMahan..... 2.6	5. Dwayne Sutton..... 3.2
7. Jordan Nwora..... 2.4	Defensive Rebounding
Blocked Shots	6. Jordan Nwora..... 5.8
15. Steven Enoch..... 1.0	8. Dwayne Sutton..... 5.5
	9. Steven Enoch..... 5.4

■ **Nwora Receiving Early 2019-20 Acclaim** — Louisville forward Jordan Nwora has received considerable acclaim this season. He has been named a first-team preseason All-American by the Associated Press, The Sporting News, CBS Sports, NBC Sports, Athlons, the Blue Ribbon Basketball Yearbook and a second team selection by Street & Smith's Basketball Yearbook. Nwora was honored as the preseason ACC Player of the Year in a vote of league media and several national publications.

Nwora is among 20 players on the preseason watch list for the 2020 NABC Division I Player of the Year powered by ShotTracker. He is one of 50 players listed to watch during the season-long competition for the 2020 Citizen Naismith Trophy Men's Player of the Year honor presented by The Atlanta Tipoff Club. A list of the midseason 30 will be released in early February, followed by the 10 national semifinalists and four finalists on March 5, 2020, and March 17, 2020, respectively.

Nwora is among the preseason top 50 watch list for the John Wooden Award presented by Wendy's, including the early front-runners for the Wooden Award All American Team and Most Outstanding Player Award. He is one of 40 players on the preseason watch list for the 2019-20 Lute Olson Award, presented annually to the nation's top Division I player.

Nwora is one of 46 players selected by the U.S. Basketball Writers Association for its initial watch list for the Oscar Robertson Trophy, presented to the men's national player of the year. A second watch list will be released in January.

■ **Nwora, Enoch Candidates for National Awards** — UofL's Jordan Nwora is among 20 watch list members for the 2020 Julius Erving Small Forward of the Year Award, while center Steven Enoch is among the 20-player watch list for the 2020 Kareem Abdul Jabbar Center of the Year Award. The annual awards are in their sixth year being presented by the the Naismith Memorial Basketball Hall of Fame. Nwora was noted as the top small forward in the nation by NCAA.com's Andy Katz.

For both awards, a national committee comprised of top college basketball personnel determined the watch lists. By mid-February, the watch list of players for the awards will be narrowed to 10. In March, five finalists will be presented to Erving, Jabbar and the Hall of Fame's selection committee. The award winners will be presented at the ESPN College Basketball Awards Show presented at *The College Basketball Awards presented by Wendy's* in Los Angeles on Friday, April 10, 2020. More information on both awards, including an opportunity to vote, may be obtained online at www.HoopHallAwards.com.

■ **Returning Production** -- With six of its top seven scorers returning including three starters (F Jordan Nwora, F Dwayne Sutton, C Malik Williams), Louisville returned most of its production from the Cardinals' successful 2018-19 squad, including three-quarters of its scoring and rebounding. Last season, UofL's six returning lettermen accounted for 76 percent of the Cardinals' scoring (1925 of 2536 points), 74 percent of its rebounding (960 of 1297), 51 percent of its assists (232 of 458), 84 percent of its three-point goals, 89 percent of its blocked shots (88 of 99), 71 percent of its steals (106 of 149) and 67 percent of the total minutes played (4617 of 6900). Two starters departed, including a pair of graduate transfer guards in Christen Cunningham, a team co-captain who was third in the ACC in assists (4.9) and was the Cardinals' No. 2 scorer (10.1 ppg); and Khwan Fore, who started the last 20 games of the season while averaging 3.3 points per game.

■ **Cards Have 17 Straight 20-Win Seasons** — Louisville is one of four Division I schools in the nation which has won 20 or more games in each of the past 17 seasons. Reaching over 20 victories last season and extending their streaks are Kansas (30), Duke (23), Gonzaga (21) and Louisville (17). UofL has won at least 19 games in 45 of the last 49 years. However, the NCAA Committee on Infractions' vacation of 123 victories in four of those years (2011-15) negates the official results.

■ **Cards Finished Sixth in ACC in 2018-19** — Louisville posted a 10-8 record in its fifth season in the Atlantic Coast Conference in 2018-19, finishing in a tie for sixth in the league. Virginia and North Carolina shared the ACC regular season championship while Duke won the tournament title. Louisville has won at least nine league games for 13 straight seasons. The Cardinals have finished in the top three in its conference eight of the last 15 years. UofL has won 22 regular season conference championships (American 1, Big East 2, Conference USA 1, Metro 12, Missouri Valley 6). Louisville has won its conference championship or finished second in 27 of the last 44 years, including six of the last 15 years. Louisville was the No. 7 seed in the postseason ACC tournament and fell to North Carolina in the quarterfinals of the event played in Charlotte, N.C. The Cardinals gained an important ACC road victory to start this season, winning 87-74 at Miami in the first basketball game televised on the new ACC Network and won its ACC home opener vs. Pittsburgh on Dec. 6.



CARD FILE

■ Louisville was ranked in the top 10 of most early preseason rankings, including as high as **No. 2 in the nation**. UofL returns six of its top seven scorers and has a Top 10 recruiting class.

■ **Jordan Nwora** has gained early accolades as a preseason first-team All-America selection. He needs 30 points to become Louisville's 69th career 1,000-point scorer.

■ Louisville made its 39th NCAA Tournament appearance in 2019. The Cards have reached the Sweet 16 on 17 occasions, have advanced to the Elite Eight 11 times, Final Four eight times, and won NCAA Championships in 1980 and 1986. Louisville is seventh in NCAA Tournament appearances (39), ninth in tournament victories (61) and sixth in tournament games (102). UofL Coach Chris Mack has an 11-9 record in nine NCAA Tournament appearances.

■ Louisville's 2019 signing class was ranked **ninth in the nation** by ESPN.com, 10th by Rivals.com and 11th by 247sports.com.

■ **Jordan Nwora** was the **third-most improved scorer in the nation** in 2018-19 with his 17.0 scoring average (sixth in the ACC) up 11.3 ppg from his 5.7 average as a freshman. He scored 20 or more points on 13 occasions last season and had nine double-doubles (three of the last six games). His 77 three-pointers last year were the 10th-most in a single season at Louisville.

■ In the Cardinals' 18 ACC games last year, centers **Malik Williams** (8.7 ppg, 6.6 rpg) and **Steven Enoch** (9.4 ppg, 5.3 rpg) combined to average 18.1 points and 11.9 rebounds while splitting the time at the position. Williams had four double-doubles (16 points, 13 rebounds vs. in last one Notre Dame last year). Enoch was a double-figure scorer in 17 games and led the Cardinals in field goal percentage (.508).

■ **Dwayne Sutton** has scored in double figures on 25 occasions. He more than doubled his scoring average from his sophomore to junior years, averaging 10.0 points and 6.9 rebounds (16th in the ACC) last year. He has seven career double-doubles, including two this season. He has rebounded in double figures in five games this year.

■ **Chris Mack** joins Denny Crum (26 wins in 1971-72) David Padgett (22, 2017-18) and John Dromo (21, 1967-68) as the only UofL coaches to have won 20 games in their first season with the Cardinals.

■ Louisville limited its opponent to under 40 percent accuracy for a half on 32 occasions in 2018-19. UofL was 25th in the nation in adjusted defensive efficiency.

■ UofL scored 80 or more points in 13 games in 2018-19 (71.9 ppg) and the Cardinals were 27th in the nation in adjusted offensive efficiency by Kenpom. UofL was fifth in the ACC in scoring offense for conference games (71.9 ppg).

■ UofL faced the fourth-toughest schedule in the nation in 2018-19 (11th-toughest non-conference schedule). UofL was one of four schools in the nation to have played at least 12 games against schools in the nation's Top 25 entering the NCAA Tournament.

■ **Impressive Academic Performance** -- While the UofL men's basketball team has performed well on the court, the Cardinals have excelled in the classroom as well. Louisville has received an NCAA Public Recognition Award six of the last seven years for ranking among the top 10 percent in men's basketball in the Academic Progress Rate (APR), which measures academic eligibility, retention and graduation for student-athletes. Louisville is one of just nine Division I schools in the nation, including only two from Power Five conferences (Louisville and Stanford), which have earned the APR recognition in at least six of the last seven years. UofL is one of only nine Division I schools in the nation to have perfect men's basketball multi-year APR scores in at least four of the past six years.

The men's basketball team has attained a collective 3.0 GPA for 21 of the last 22 semesters, including a 3.176 cumulative team mark for the most recently-completed Spring 2019 semester. The Cardinals produced a collective 3.265 grade point average for the 2018-19 academic year. A league-high six Cardinals were named to the 2019 All-ACC Academic Team and UofL has produced an ACC-best 31 selections over its five years in the league. Prior to entering the ACC, UofL's men's basketball team earned four straight league Team Academic Excellence Awards, recognizing the highest collective grade-point averages in each of the conference sports (2014 American Athletic Conference, 2011-13 Big East).

■ **Cardinals Placed Six on 2019 All-ACC Academic Team** -- A league-high six UofL men's basketball players were honored on the 2019 All-ACC Academic Men's Basketball team. Earning the honor for the Cardinals were Christen Cunningham, Steven Enoch, V.J. King, Ryan McMahan, Jordan Nwora and Darius Perry. The six selections for Louisville were the most for any school on the 25-member team. Virginia Tech had four selections. UofL placed five members on the team last year, six in 2016-17 and seven in its first two ACC seasons, an ACC-best 31 selections in the last five years. To be eligible for consideration, a student-athlete must have earned a 3.00 grade point average for the previous semester and maintained a 3.00 cumulative average during his academic career. It was the third straight year that King earned the recognition and the second for Nwora and Perry.

■ **Six Earn Degrees in 2019** -- Six Cardinals, including three who earned advanced degrees, graduated in the spring or summer of 2019. UofL men's basketball 2019 graduates include Akoy Agau (master's in business administration), Christen Cunningham (master of science in sport administration), Steven Enoch (bachelor of arts in communication), Khwan Fore (MS, sport administration), Ryan McMahan (BS, marketing) and Dwayne Sutton (BS, sport administration). V.J. King is close to completing his degree in sport administration.

■ **Three Million Fans** — Louisville passed the three million mark in total home attendance in the KFC Yum! Center on Jan. 21, 2018. A total of 3,577,877 fans have flocked to the spectacular arena to watch UofL play in its 10 seasons. Louisville's average home attendance of 16,601 in 2018-19 was the sixth largest in the nation. Louisville has ranked among the top six nationally in average home attendance each of the last 38 years. UofL has averaged 19,988 fans per game in its 10 years in the KFC Yum! Center.

■ **Cards vs. Non-Conference Foes** -- Louisville has won 81 of its last 85 non-conference games at home in the KFC Yum! Center, spanning the last 10 seasons. The Cardinals won 35 straight over non-conference opponents between falling to Kentucky on Dec. 27, 2014 and its previous home non-conference loss on Dec. 31, 2010 to Kentucky. The other four non-conference losses UofL has suffered in the KFC Yum! Center were a 52-46 setback at the hands of Drexel on Dec. 14, 2010; 79-77 to Seton Hall on Dec. 3, 2017; 79-56 to Mississippi State on March 20, 2018; and 71-58 to Kentucky on Dec. 29, 2018. In its 10th season in the spectacular KFC Yum! Center, Louisville has an overall 154-25 record in home games, including an 89-6 record against non-conference opponents. The Cardinals have won 45 of their last 48 home games against non-conference opponents.

■ **17 Sweet 16s for Cards** — Louisville is tied for ninth with 17 Sweet 16 appearances since the NCAA began Sweet 16 records in 1975. The Cardinals reached four additional Sweet 16s that were later vacated. (UofL years in Sweet 16: 1975, 1978, 1979, 1980, 1982, 1983, 1984, 1986, 1988, 1989, 1993, 1994, 1996, 1997, 2005, 2008, 2009; Sweet 16 appearances in 2012, 2013, 2014, and 2015 were vacated). The Cardinals have won seven of their last eight regional semifinal games.

■ **Cardinals Have Reached 11 Elite Eights** -- Louisville has reached the NCAA Elite Eight on 11 occasions, tied for seventh nationally. The Cardinals reached three additional Elite Eights that were later vacated. The NCAA recognizes Elite Eight records since 1951, the first year that all teams in the tournament would be required to win at least one game to advance to the Elite Eight. (UofL years in Elite Eight: 1959, 1972, 1975, 1980, 1982, 1983, 1986, 1997, 2005, 2008, 2009; Elite Eight appearances in 2012, 2013, and 2015 were vacated). The Cardinals have a 10-4 record in regional championship games.

CARDINAL CLIPS

■ Louisville has finished among the nation's Top 25 teams in seven of the last nine years. Louisville has been ranked on 641 occasions in the Associated Press poll, sixth all-time.

■ Louisville has **75 NBA Draft selections**, including eight in the last six years (Ray Spalding the latest in 2018 as the 56th overall pick). Former UofL and current Utah Jazz guard Donovan Mitchell was the 2018 NBA Dunk Contest winner and was runner-up for the NBA Rookie of the Year.

■ Louisville has been the highest rated television market for college basketball for the last 17 years.

■ Louisville is **one of only five schools** to be ranked in the AP Top 25 poll at least once during each of the past 17 seasons, excluding preseason polls (*others*: Duke, Gonzaga, Kansas, & North Carolina).

■ Louisville is one of just four schools which have won 20 or more games on the court in each of the **last 17 seasons** (also Kansas, Duke and Gonzaga). However, the NCAA Committee on Infractions' vacation of 123 victories in four of those years (2011-15) negates the official results.

■ Louisville has attracted over **3.5 million fans** in its first 10 years in the spectacular KFC Yum! Center. The Cardinals have ranked in the top six nationally in home attendance for the last 38 consecutive years (16,601 in 2018-19).

■ Six Cardinals were named to the 2019 All-ACC Academic Team (**ACC-best 31 selections** over 5 years). UofL achieved a collective 3.352 grade-point average for the 2018 fall semester, with **11 of 14** student-athletes earning a 3.0 or better GPA. The Cardinals have produced a 3.0 or better GPA in 20 of the last 21 semesters. UofL is one of only two Division I schools in the nation to have perfect men's basketball multi-year Academic Progress Rate (APR) scores in four of the past five years.

■ Over the last six years, UofL held 72 opponents under 40 percent shooting from the field, 40 under 36 percent and 18 under 32 percent. Over the last six seasons, Louisville has held 61 opponents below 60 points, including 16 below 50.

■ Louisville's strength of schedule has been among the top 16 toughest in the nation by the RPI in 10 of the past 12 years. The 2018-19 slate was the fourth-toughest overall by the NCAA's NET.

■ Louisville has participated in postseason competition in 49 of the last 54 years.

■ Louisville is **second in the nation** with 68 1,000-point career scorers (behind North Carolina's 76). Forward Jordan Nwora is the Cardinals' next closest current player to that plateau with 990 career points in his three seasons.

■ Louisville faced nine of the top 14 NBA Draft picks during the 2018-19 season and 15 of the first-round selections.

■ Louisville has the largest margin of victory over an eventual national champion in both men's and women's basketball, beating 2014 NCAA men's champion Connecticut and 2018 women's champion Notre Dame each by 33 during the regular season. Previous records were 27 points over a men's champion and 18 points over a women's champion.

NCAA Sweet 16 Appearances (since 1975)

North Carolina	29
Duke	27
Kentucky*	27
Kansas	23
UCLA*	19
Syracuse*	19
Arizona	18
Michigan State	18
Louisville*	17
Indiana	17
*does not include vacated appearances	

NCAA Elite Eight Appearances (since 1951)

Kentucky	34
North Carolina	26
Duke	22
Kansas	22
UCLA*	20
Michigan State	14
Louisville*	11
Arizona	11
UConn	11
Indiana	11
Villanova	11
*does not include vacated appearances	

■ **Eight NBA Draft Picks in Last Seven Years** -- A total of 75 former Louisville players have been selected in the NBA Draft, including eight in the last six years. UofL is eighth in the nation with 25 first-round draft picks and Louisville is one of just 10 schools in the nation with 70+ draft picks. A total of 17 former UofL players have played in the NBA over the last seven years.

The Cardinals' last NBA draft selection was Ray Spalding, who was selected by the Philadelphia 76ers in the second round of the 2018 NBA Draft with the 56th pick overall. He was subsequently traded to the Dallas Mavericks, where he started the season as a rookie in 2018-19. He is currently with the Phoenix Suns.

In addition to Spalding, those recent picks include Donovan Mitchell (2017, 1st round, 13th overall selection, Denver Nuggets), Chinanu Onuaku (2016, 2nd, 37th, Houston Rockets), Terry Rozier (2015, 1st, 16th, Boston Celtics), Montrezl Harrell (2015, 2nd, 32nd, Houston Rockets), Russ Smith (2nd, 47th, Philadelphia 76ers), Gorgui Dieng (2013, 1st, 21st, Utah Jazz) and Peyton Siva (2013, 2nd, 56th, Detroit Pistons).

In addition, former Cardinal Mangok Mathiang made the Charlotte Hornets team in 2017 as an undrafted free agent following his senior season at UofL. Mitchell won the 2018 Verizon NBA Slam Dunk Contest on Feb. 18 and was runner-up for the 2018 NBA Rookie of the Year.

Louisville has produced 25 first-round NBA Draft choices, including 12 in the top ten and six among the top three picks (Pervis Ellison first in 1989; Wes Unseld second in 1968; Darrell Griffith second in 1980; Charlie Tyra second in 1957; Rodney McCray third in 1983; George Hauptfuhrer

■ **Nine Former UofL Assistants Are Head Coaches** -- Nine former Louisville assistant coaches are active head coaches. The list includes Mike Balado at Arkansas State, Mick Cronin at UCLA; Scott Davenport at Bellarmine; Kevin Keatts at NC State, Steve Masiello at Manhattan; Walter McCarty at Evansville, Greg Paulus at Niagara, Richard Pitino at Minnesota and Kevin Willard at Seton Hall. Seven former UofL assistants have guided their teams to NCAA Tournament appearances over the last five years (since 2014; Cronin, Davenport, Keatts, Masiello, Marvin Menzies, Pitino and Willard).

■ **Cardinals Regularly Face Difficult Schedule** — The Cardinals have played a schedule ranked among the top 16 toughest by the ratings percentage index or the recent NCAA NET ranking in 10 of the past 12 seasons. Louisville faced one of the nation's most difficult schedules in 2018-19, with the Cardinals' schedule ranked as the fourth-toughest in the nation in the NET and its non-conference schedule was the 11th-strongest slate. Louisville is one of six schools in the nation to have played 11 games against AP Top 25 opponents entering the NCAA Tournament, including six in the Top 10. Louisville and Duke played more NCAA Sweet 16 teams (eight) and the Cardinals' 11 games against those teams was the third-most in the nation. Last year, Louisville played 21 of its 33 games entering the NCAA Tournament against teams that advanced to postseason play.

Louisville RPI and Strength of Schedule Last 12 Years		
Year	NET	SOS
2018-19	22	4
Year	RPI	SOS
2017-18	42	10
2016-17	11	3
2015-16	16	38
2014-15	19	16
2013-14	16	49
2012-13	2	4
2011-12	10	2
2010-11	17	11
2009-10	45	11
2008-09	7	12
2007-08	10	4

Cardinals in the NCAA Tournament

■ Louisville made its 39th NCAA Tournament appearance in 2019. The Cards have reached the Sweet 16 on 17 occasions and have advanced to the Elite Eight 11 times. Louisville is seventh in NCAA Tournament appearances (39), ninth in tournament victories (61) and sixth in tournament games (102). UofL has a 61-41 overall NCAA Tournament record, reaching the Final Four eight times. *(Louisville had 43 NCAA Tournament and 21 Sweet 16 appearances before four of each in 2012, 2013, 2014 and 2015 -- plus three Elite Eights and a 15-3 record -- were vacated by the NCAA Committee on Infractions.)*

■ Louisville is tied for eighth with 17 Sweet 16 appearances since the NCAA began Sweet 16 records in 1975 (years: 1975, 1978, 1979, 1980, 1982, 1983, 1984, 1986, 1988, 1989, 1993, 1994, 1996, 1997, 2005, 2008, 2009; Sweet 16 appearances in 2012, 2013, 2014, and 2015 were vacated).

■ Louisville is tied for seventh with 11 Elite Eight appearances since the NCAA began Elite Eight records in 1951 (years: 1959, 1972, 1975, 1980, 1982, 1983, 1986, 1997, 2005, 2008, 2009; Elite Eight appearances in 2012, 2013, and 2015 were vacated).

■ UofL Coach Chris Mack has an 11-9 record in his ninth NCAA Tournament appearance (the last six straight years), including reaching the Sweet 16 on four occasions and the Elite Eight in 2017. All but the 2019 appearance occurred when he was the head coach at Xavier, where he guided the Musketeers to the school's first-ever No. 1 NCAA Tournament seed in 2018.

All-Time NCAA Final Four Appearances	
North Carolina	20
UCLA	17
Kentucky	17
Duke	16
Kansas	14
Ohio State	11
Michigan State	10
Louisville	*8
Indiana	8

UofL in the NCAA Tournament *	
NCAA Tournament Appearances	39
All-Time NCAA Tourn. Record	61-41
Sweet 16 Appearances	17
Elite Eight Appearances	11
Final Four Appearances	8
NCAA Championships	2
Mack's NCAA Tourn. Record	11-9
Mack's NCAA Tourn. Appearances	9

* does not include a 15-3 record, four NCAA Tournament, four Sweet 16, and three Elite Eight appearances in 2012-15 -- plus the 2012 and 2013 Final Fours and 2013 NCAA Title

Cardinals Active in Professional Basketball

NBA		
Name	Yrs. @ UofL	2019-20 Team
Gorgui Dieng	'10-13	Minnesota Timberwolves
Montrezl Harrell	'12-15	Los Angeles Clippers
Damion Lee	'15-16	Golden State Warriors
Donovan Mitchell	'15-17	Utah Jazz
Terry Rozier	'13-15	Charlotte Hornets
NBA G League		
Deng Adel	'15-18	Canton Charge
Wayne Blackshear	'11-15	Maine Red Claws
VJ King	'16-19	Westchester Knicks
Ray Spalding	'15-18	Rio Grande Valley Vipers
Foreign Teams		
Akoy Agau	'18-19	Libertadores de Queretaro (Mexico)
Chane Behanan	'11-14	Ramat Gan Givatayim (Israel)
Rakeem Buckles	'09-12	Hapoel Haifa (Israel)
Earl Clark	'06-09	San Pablo Burgos (Spain)
Christen Cunningham	'18-19	Split (Croatia Premier)
Taquan Dean	'02-06	Béarnais Pau-Orthez (France)
(now Taqwa Pinero)		
Tony Hicks	'16-17	Rostock (Germany)
Terrence Jennings	'08-11	Hitech Bangkok (Thailand)
Jaylen Johnson	'14-17	Hapoel Holon (Israel)
Chris Jones	'13-15	Valur (Iceland)
Preston Knowles	'07-11	Mono Vampire (Thailand)
Kyle Kuric	'08-12	FC Barcelona Lassa (Spain)
Trey Lewis	'15-16	Gravelines-Dunkerque (France)
Anas Mahmoud	'14-18	Al Zamalek (Egypt)
Mangok Mathiang	'13-17	Bahçesehir Kolejia (Turkey)
Alhaji Mohammed	'01-03	U-BT Cluj-Napoca (Romania)
Larry O'Bannon	'01-05	CD Valdivia (Chile)
Chinanu Onuaku	'14-16	DB Promy (South Korea)
Juan Palacios	'04-08	Estudiantes (Spain)
Samardo Samuels	'08-10	Panionios (Greece)
Peyton Siva	'09-13	Alba Berlin (Germany)
Chris Smith	'11-13	Chicago (Euro S. League)
Jerry Smith	'06-10	Ifestos Limnou (Greece)
Russ Smith	'10-14	Guizhou White Tigers (China)
Quentin Snider	'14-18	Rotterdam (Netherlands)
Edgar Sosa	'06-10	Hapoel Gilboa Gailil (Israel)

Louisville Preseason Conference Player of the Year, Last 17 Years

Name	Conference	Year
Francisco Garcia	C-USA	2003-04
Francisco Garcia	C-USA	2004-05
Peyton Siva	Big East	2012-13
Russ Smith	AAC	2013-14
Jordan Nwora	ACC	2019-20

■ **Louisville Top College Basketball Market** -- Louisville is consistently the highest-rated television market for college basketball on ESPN. Louisville has been the top market each of the last 17 years and every year since ESPN began tracking the data. Louisville's average 4.2 rating for the 2018-19 season led all markets and was well ahead of second-place Knoxville, which averaged a 2.9 rating. The remaining top five was Raleigh-Durham (2.8), Greensboro-High Point (2.7) and Kansas City (2.5). The Cardinals' NCAA Sweet 16 game against Kentucky in 2014 drew a 51.5 rating and 73 share, making it the second highest-rated event in Louisville television history. UofL's 2013 NCAA Championship game vs. Michigan (later vacated) is the top-rated television event all-time in the Louisville market. Louisville was No. 3 ESPN market for women's basketball in 2019 (0.5) and was the No. 11 ESPN/ABC market for college football in 2016 (3.5 average rating).

■ **Cards Have Had Productive Defense** — Recent Louisville teams have been known for their defensive intensity and second-year UofL Coach Chris Mack has kept the Cardinals' strong defensively. Louisville was 22nd in the nation in Ken Pomeroy's adjusted defensive rankings last season. Last season, the Cardinals were 30th in the nation in field goal percentage defense (.408), 30th in defensive rebounds per game (27.9), and 57th in three-point field goal percentage defense (.320).

UofL has limited 60 opponents over the last six seasons under 60 points (75 in the last seven years), including 15 times below 50 (three this year). Seventeen of Louisville's 34 opponents in 2018-19 shot below 40 percent from the field, including 10 of its 18 ACC opponents.

Louisville has ranked among the nation's top 30 in field goal percentage defense in 13 of the past 17 years, including the 2018-19 percentage of .408, which was 30th in the nation. Over the last six years, UofL has held 72 opponents under 40 percent shooting from the field (10 this year, 17 in 2018-19), 40 under 36 percent and 18 under 33 percent.

■ **Statistical Trends** — UofL is 208-12 over the last 18 seasons when scoring 80 or more points (5-0 this year, 11-2 last year, 12-0 in 2017-18, 11-1 in 2016-17, 10-0 in 2015-16) ... Over the past 18 years, Louisville is 159-7 when shooting 50 percent or better from the field (6-0 this year, 6-0 last year, 9-1 in 2017-18, 8-0 in 2016-17, 14-0 in 2015-16) ... UofL is 368-55 when holding its opponent below 70 points over the past 18 years (9-0 this year, 13-4 last year, 15-2 in 2017-18, 18-2 in 2016-17, 19-1 in 2015-16).

■ **Seven of Last Nine NCAA Champions Have Played in Louisville** - The eventual national champion has played in Louisville's home arena, the KFC Yum! Center, in seven of the arena's nine seasons in existence. Louisville faced eventual champions Connecticut (2011, 2014), Duke (2015) and Virginia (2019) in home games. Kentucky won a pair of games in the 2012 second and third rounds in the KFC Yum! Center, 2016 Champ Villanova won the NCAA South Regional in Louisville, and UofL won the 2013 itself. UofL played 2017 Champion North Carolina, but it was in Chapel Hill.

■ **Garcia Joins UofL Hall of Fame** — Francisco Garcia, the top scorer on the Cardinals' 2005 NCAA Final Four team who played 10 years in the NBA, was one of six outstanding individuals inducted into the University of Louisville Athletics Hall of Fame on Oct. 25. The 2019 induction class also included Wesley Korir, an All-America distance runner who holds multiple UofL records and finished third in the 5000-meter event at the 2007 NCAA Outdoor Championship; Cindy LaCrosse, UofL's first All-American in women's golf who earned the highest finish for a Cardinal in the NCAA Championship; Angel McCoughtry, the Cardinals' career leader in scoring, rebounding and steals who led UofL to its first NCAA title game in 2009; Eric Wood, a four-year starter at center on the Cardinals' offensive line and nine-year NFL veteran with 120 career starts; and Lacy Wood, UofL's first softball All-American who helped the Cardinals to three NCAA regional appearances.

Garcia (2002-05 at UofL) scored 1,413 points in three seasons (No. 26 all-time at UofL), helping the Cardinals to a combined 78-22 record. He was the leading scorer (15.7 ppg) on the Cardinals' 2005 NCAA Final Four team, UofL's first Final Four in 19 years. Louisville won its first Conference USA championship that year when Garcia was a John Wooden first team and NABC second team All-America selection. He was twice honored on the All-Conference USA team (2003-04, 2004-05) and was the C-USA Freshman of the year in 2002-03. He set the UofL single-game assists record holder with 15 against Murray State (1-3-04). Garcia was the No. 23 overall pick in the first round of the 2005 NBA Draft and played 10 years in the NBA with the Sacramento Kings and Houston Rockets, scoring over 4,000 career points.

■ **Cards Have Been Tough on the Road** — UofL has a 79-57 record over the last 14 years on its opponent's home court (.581). Louisville has posted a 23-23 conference road record in its six years in the ACC (1-0 this year, 4-5 in 2018-19). UofL had the most road victories of any school in Big East Conference games over its last seven years in that league and was a league-best 8-1 in its road games in The American during the 2013-14 season. The Cards have a 69-47 record in conference games on the road over the last 14 seasons (.595). In neutral site games, Louisville has a 40-15 record over the last six years (.727) and a 50-22 neutral site record over the last nine years (.694).

■ **Nwora Gained International Experience** -- Jordan Nwora has been a member of the Nigeria national team in two international events over the last two years. In the 2018 FIBA World Cup African Qualifiers June 29-July 1 in Lagos, Nigeria, he averaged 21.7 points and 8.0 rebounds. He totaled 36 points, five rebounds, four assists and four steals for Nigeria in a 93-53 victory over Mali on July 1, 2018. His 36 points is the most ever scored by a Nigerian player in a major tournament. Last summer, he totaled 10 points and four rebounds for Nigeria against Russia in the first game of the 2019 FIBA Basketball World Cup Group B contest at the Wuhan Sports Centre in Wuhan, China (8-31-19). An ankle injury in the next game kept him sidelined for the remainder of the event. Nwora has dual citizenship with Nigeria. His father Alex, who is the head coach at Erie Community College, serves as the head coach of the Nigerian team, which has qualified to participate in the 2020 Olympics to be played in Tokyo, Japan.

UofL National Ranking in Field Goal Percentage Defense

2002-0331st
2003-04 2nd
2004-05 8th
2005-0649th
2006-0725th
2007-08 8th
2008-0922nd
2009-10161st
2010-1112th
2011-12 6th
2012-1337th
2013-1420th
2014-1533rd
2015-16 9th
2016-1720th
2017-1841st
2018-1930th
2019-20 3rd

UofL Radio Network Affiliates

WHAS	840 AM	Louisville, Ky.
<i>(Flagship Station)</i>		
WKRD	790 AM	Louisville, Ky.
WCKY	1530 AM	Cincinnati, Ohio
WLKT	103.9 FM	Lexington, Ky.
WSFC	1240 AM	Somerset, Ky.
WYMC	1430 AM	Mayfield, Ky.
WLME	102.7 FM	Owensboro, Ky.
WPAD	1560 AM	Paducah, Ky.
WCCK	95.7 FM	Calvert City, Ky.

Sirius XM Satellite Radio (channels vary)

The radio broadcast is also available for a fee through GoCards.com and CardsMobile, the Cards' official Android/iPhone app. Broadcasts are also available by listening to one of the above stations through the iHeart Radio app, such as this link to WHAS: <https://uofl.me/2Pew2dY>



■ Tenth Season in KFC Yum! Center

-- This is Louisville's 10th season in the spectacular KFC Yum! Center, located on the banks of the Ohio River in downtown Louisville. The 22,000-seat multi-purpose arena was built at a cost of \$238 million and includes 71 luxury suites, 62 four- or six-seat premium boxes, over 2,000 side-court club seats and four party suites with a seating capacity of 32 each.

UofL's men's and women's teams have permanent locker rooms. There are five additional team locker rooms, two officials locker rooms, five star dressing rooms, a full-function media work room and a full-sized basketball practice court on the event level. The seven levels of the arena (including the upper catwalk) include a collective 721,762 square feet, or roughly the area of 13 football fields.

After passing through the one and a half acre landscaped entry plaza that features a basketball-themed fountain, entering fans can visit the 2,500-square foot UofL adidas store or head to their seats using one of the eight escalators or seven elevators within the building.

Lounge space is abundant within the arena. Four spacious donor rooms are available for Cardinal fans, including three that overlook the Ohio River. The 7,000-square foot main concourse restaurant overlooks the river and a main concourse sports bar has views directly into the arena bowl. Two 4,000-square foot club lounges on the event level, as well as the terrace club and premium box lounges, provide amenities for their respective patrons. The KFC Yum! Center served as the site for the NCAA Men's Basketball Tournament second and third rounds in 2012 and 2015, the NCAA South Regional in 2016 and was the site for the 2012 NCAA Women's Volleyball Championship. The 2019 NCAA South Regional will be staged in the KFC Yum! Center.

HEAD COACH CHRIS MACK

Chris Mack, whose teams have participated in the NCAA Tournament in nine of his 10 seasons as a head coach, was named as the head coach of the University of Louisville men's basketball team on March 28, 2018.



Among active coaches, Mack's .679 winning percentage as a head coach ranks him 25th in the nation entering the 2019-20 season and his 235 victories are the 12th most amassed by a coach in their first 10 seasons.

In his first season at Louisville, Mack guided the Cardinals to a 20-14 record and earned a No. 7 seed in the NCAA Tournament while facing the nation's fourth-toughest schedule. Picked to finish 11th in the ACC, UofL achieved a 10-8 conference record and earned a tie for sixth in the final regular season standings. The Cardinals beat four Associated Press Top 25 teams and were No. 22 in the nation in the NCAA's NET rankings. Louisville ranked among the nation's top 30 teams in both offensive (27th) and defensive efficiency (24th). Entering the season, UofL had returned one starter and about a third of its scoring and rebounding from the previous year.

Mack has built for the future as well, with Louisville's 2019 signing class ranked ninth in the nation by ESPN.com, 10th by Rivals.com and 11th by 247sports.com.

In nine seasons as the head coach at Xavier, Mack guided the Musketeers to a 215-97 record and eight NCAA Tournament appearances (the last five straight years), including reaching the Sweet 16 on four occasions and the Elite Eight in 2017. His teams won or shared three conference regular season championships while compiling a 105-49 league record over nine seasons in the Big East and Atlantic 10.

His 2017-18 Xavier squad achieved a 29-6 record, won Xavier's first Big East Conference regular season championship and earned the school's first-ever No. 1 seed in the NCAA Tournament. Mack was honored as the 2018 Big East Coach of the Year, NABC District 5 Coach of the Year, and he became the all-time coaching wins leader with the Musketeers. Xavier finished third in the final Associated Press poll – its highest ever ranking -- and last year's team was one short of the school record for victories.

Mack's contract with the Cardinals is for seven years, extending through the 2024-25 season. He is just the fourth head

coach to guide the Cardinals in the last 48 years, following Denny Crum (1971-2001), Rick Pitino (2001-17) and David Padgett (2017-18). Mack is the 21st head coach in Louisville's 104-year history and the seventh in the past 73 years.

Mack, 49, received the 2016 Henry Iba Award as the U.S. Basketball Writers Association (USBWA) National Coach of the Year while also earning the CBS Sports and Basketball Times magazine National Coach of the Year awards that season. He led Xavier to a 28-6 record in 2015-16 and achieved a No. 2 seed in the NCAA Tournament and a No. 5 ranking in the final AP poll, which at the time was the school's highest seed and ranking in school history.

His 2016-17 Xavier team made an NCAA Tournament run to the Elite Eight after entering the event as a No. 11 seed. His teams have reached the NCAA Sweet 16 on four occasions, in 2010, 2012, 2015 and 2017. As a player, assistant and head coach, Mack has been a part of 19 NCAA Tournament appearances.

Born Dec. 30, 1969 in Cleveland, Ohio, Mack was the 2010-11 Atlantic 10 Conference Coach of the Year in his second year as a head coach. In addition, he was the recipient of the 2011 Skip Prosser Man of the Year award, which was established in 2008 to honor those who not only achieve success on the basketball court but who display moral integrity off the court as well.

He was the 2009-10 Basketball Times Rookie Coach of the Year when, in his initial year, he guided Xavier to a 26-9 record, shared the Atlantic 10 Championship and advanced to the NCAA Sweet 16.

Mack served as a court coach for the 2016 USA Basketball Men's U18 National Team training camp in the summer of 2016 at the United States Olympic Training Center in Colorado Springs, Colorado.

Before rising to a head coaching position, Mack was a part of successful staffs throughout his career. He spent five seasons as an assistant on Sean Miller's Xavier staff (2004-09) after serving on the staff of the late Skip Prosser at Xavier as director of basketball operations (1999-01) and as an assistant coach at Wake Forest (2001-04).

In 10 seasons as an assistant or operations

Best Career Coaching Starts in 10 Seasons by Wins

Rk	Coach, School	Seasons	W	L
1.	Roy Williams, Kansas	1989-98	282	62
2.	Everett Case, NC State	1947-56	265	60
3.	Mark Few, Gonzaga	2000-09	264	66
4.	Jamie Dixon, Pittsburgh	2004-13	262	86
5.	Thad Matta, Butler/Xavier/Ohio St.	'01-10	258	85
6.	Dave Rose, BYU	2006-15	257	88
7.	Sean Miller, Xavier / Arizona	2005-14	249	95
8.	Larry Brown, UCLA / Kansas / SMU	1980-81, 1984-88, 2013-15	241	94
9.	Denny Crum, Louisville	1972-81	240	64
10.	Jerry Tarkanian, Long Beach St. / UNLV	1969-78	238	41
11.	John Calipari, UMass / Memphis	1989-96, 2001-02	237	94
12.	Chris Mack, Xavier / Louisville	2009-19	235	111
13.	Tubby Smith, Tulsa / Georgia/ Kentucky	1992-2002	234	95

director, he helped his teams produce a 229-96 record (.705), win four regular season titles and one conference tournament championship, and secure eight NCAA Tournament appearances, advancing to three Sweet 16s and one Elite Eight. Those teams won at least 20 games in nine of the 10 seasons.

Mack began his coaching career in 1993 as the junior varsity girls basketball coach at McAuley High School in Cincinnati. He was the varsity girls basketball coach at Mount Notre Dame High School in Reading, Ohio, for four years (1995-99), directing the team to four straight sectional titles and earning Cincinnati Post Coach of the Year honors in 1996.

A 1992 Xavier graduate with a degree in communication arts, Mack was a two-time team captain as a player at Xavier under then head coach Pete Gillen. He won the 1993 Midwestern City Conference (MCC) regular season championship (12-2 record) and reached the second round of the NCAA Tournament.

Mack was the 1987-88 Cincinnati Post Metro Player of the Year at St. Xavier High School in Cincinnati before going on to start for two seasons at Evansville under Jim Crews, winning an MCC Regular Season Championship and a trip to the second round of the 1989 NCAA Tournament as a freshman at Evansville. He transferred to Xavier after his sophomore season.

Mack and his wife, Christi, have two daughters, Laine (14) and Hailee (13), and a son, Brayden (4). A native of Louisville, the former Christi Hester was the runner-up for Kentucky Miss Basketball as a senior at Holy Cross High School. She played basketball at Dayton, where she scored 1,268 career points and was later inducted into the university's Athletic Hall of Fame in 2014. She served as the Director of Basketball Operations for the Xavier women's basketball team (2001-03) and more recently as the head girls basketball coach at Cincinnati's Colerain High School Cardinals.

Mack and his wife created the Mack Family Foundation in 2016, a family-centered foundation whose mission is to serve, inspire and aid less fortunate children.

Chris Mack Head Coaching Record

Season	School	Overall	Conference	Postseason
2019-20	Louisville	11-1	2-0 ACC	
2018-19	Louisville	20-14	10-8 ACC	
2017-18	Xavier	29-6	15-3 Big East*	NCAA 1st Round
2016-17	Xavier	24-14	9-9 Big East	NCAA 2nd Round
2015-16	Xavier	28-6	14-4 Big East	NCAA Elite Eight
2014-15	Xavier	23-14	9-9 Big East	NCAA 2nd Round
2013-14	Xavier	21-13	10-8 Big East	NCAA Sweet 16
2012-13	Xavier	17-14	9-7 Atlantic 10	NCAA 1st Round
2011-12	Xavier	23-13	10-6 Atlantic 10	NCAA Sweet 16
2010-11	Xavier	24-8	15-1 Atlantic 10*	NCAA 2nd Round
2009-10	Xavier	26-9	14-2 Atlantic 10**	NCAA Sweet 16
Totals		246-112	117-57 3 titles	9 NCAA (11-9)
		.687	.672	

*regular season champion ** regular season co-champion

■ **Cards Sign Highly Ranked Trio** — Three impressive individuals, including a pair of high school products and the top junior college player in the nation, have signed national letters-of-intent to continue their basketball playing careers at the University of Louisville, ranking this Cardinal recruiting class among the nation's top ten recruiting classes.

The trio of outstanding signees includes D'Andre Davis, a 6-5, 170-pound guard/forward from Lawrence Central High School in Indianapolis, Ind.; Jay Scrubb, 6-6, 220-pound guard/forward from Louisville who is a sophomore at John A. Logan College in Carterville, Ill.; and JJ Traynor, a 6-8, 190-pound forward from Bardstown (Ky.) High School.

Louisville's class is ranked among the best in the nation, ranking ninth by 247sports.com and 16th by Rivals.com. The three individuals are each ranked among the nation's top prospects. It is the second-straight highly-regarded class, as UofL's 2019 class was ranked ninth in the nation by ESPN.com, 10th by Rivals.com and 11th by 247sports.com.

D'Andre Davis averaged 16.9 points, 8.3 rebounds, 3.0 assists and 1.6 blocked shots per game as a junior at Lawrence Central, which achieved a 22-4 record and advanced to the Class 4A Sectional 10 championship.

Honored on the 2019 ICBA/Subway Underclass All-State Supreme 15 team, Davis is ranked No. 95 in the nation by 247Sports.com and No. 110 by Rivals.com. He is the No. 20 rated small forward in the 247Sports composite rankings.

a great team leader, and he is a great student. Dre Davis will do great things at Louisville."

During the summer of 2019, Davis averaged 17.9 points, 6.1 rebounds and 2.7 assists while playing for the Indy Heat on the Nike EYBL circuit. As a sophomore, he averaged a team-leading 13.3 points and 5.0 rebounds for Lawrence Central, which posted a 16-7 record and reached the sectional finals.

He participated in the Kentucky-Indiana Junior All-Star game in Jeffersonville, Ind. on June 3, scoring 19 points in an Indiana victory. He had 18 points and eight rebounds in Louisville on June 2 in a Kentucky win. Davis also considered Purdue, Nebraska and Xavier among others when making his collegiate choice.

As a freshman last season at John A. Logan College in Carterville, Ill., **Jay Scrubb** averaged 20.2 points, 8.9 rebounds and 1.6 blocked shots as Logan posted a 27-5 record and was ranked fifth in the nation and claimed a share of the Great Rivers Athletic Conference Championship for a record third straight year. He shot 54.9 percent from the field, including 46.4 percent from three-point range (51-of-110), and made 7.1 percent of his free throws. He had 48 blocks, 46 assists and 34 steals and was a double-figure scorer in all but one game as a freshman.

The top junior college prospect in the nation by 247Sports.com, Scrubb was a first team 2019 NJCAA Division I All-American, the NJCAA Region 24 Player of the Year and GRAC Freshman of the Year. He is the top-ranked junior college player entering the season and was honored as the Street & Smith's preseason national player of the year. In the summer of 2019, he was the only junior college player invited to the US Men's U19 World Cup team training camp.

Scrubb, who turned 19 in September, played with current Cardinal freshman David Johnson at Trinity High School in Louisville. He played two seasons at Trinity, averaging 17.8 points and 7.1 rebounds a game as a senior in 2017-18 when he was selected as the Seventh Region Player of the Year and was a finalist for Kentucky's Mr. Basketball. He was also the Seventh Region Player of the Year as a junior when he averaged 16.1 points at Trinity. Scrubb, who has a 6-9 wingspan, also considered Cincinnati, Memphis and Alabama before signing with the Cardinals.

JJ Traynor averaged 11.2 points and 8.6 rebounds last season for Bardstown (15-16), which won its sixth straight 19th District championship before falling in the 5th Region quarterfinals.

Traynor, who has a 7-2 wingspan, is ranked No. 79 nationally by 247Sports.com, No. 88 by Rivals.com and No. 96 in the ESPN100. He is the No. 14 rated power forward in the nation in the 247Sports composite rankings and is the only Kentucky basketball player ranked among the nation's top 100 players.

The versatile Traynor participated in the Kentucky-Indiana Junior All-Star game in Jeffersonville, Ind. on June 3, scoring 13 points for Kentucky. He had eight points and nine rebounds in a Kentucky win on June 2 in Louisville.

Traynor's father Jason Osborne, who was a McDonald's All-American at Louisville Male High School where he was Kentucky's Mr. Basketball in 1993, played two years at UofL (1993-95). Cincinnati, Missouri and DePaul were among the schools Traynor considered before choosing to sign with the Cardinals.



■ **Withers Will Redshirt** — Freshman forward Jae'Lyn Withers will redshirt this season.

"Jae'Lyn is a very talented young man who our coaching staff feels has a very bright future," said UofL Coach Chris Mack. "We will push him this year to get stronger and experienced as a college player through intense practices, individual skill and sessions in our weight room. Jae'Lyn has a chance to be a dynamite player for us down the line. We want to ensure that development takes place by redshirting Jae'Lyn for the coming season. His time is coming."

"I'm all for it," said Withers. "My potential is through the roof and I want to get to that untapped potential and hopefully go above it. I'll still be in the wars with our guys as we advance through this season."

A 6-9 exercise science major from Charlotte, N.C., Withers averaged 19.8 points, 9.7 rebounds and 2.2 blocked shots as a senior last season at Cleveland Heights (Ohio) High School, his only season there. The 2018 Charlotte Observer 4A Metro Player of the Year and I-MECK conference player of the year, Withers won the slam dunk competition at the Cardinals' preseason event.

■ **Anniversary Year for Three UofL NCAA Final Four teams** — The 2019-20 season marks notable anniversaries for three of Louisville's NCAA Final Four teams. This year marks the 40th anniversary for UofL's 1980 NCAA Championship team (33-3 record), led by national player of the year Darrell Griffith, who averaged 22.9 points, 4.8 rebounds and 3.8 assists. Guided by Hall of Fame Coach Denny Crum, the team featured four players who went on to score over 1,000 career points at UofL, including Griffith (2,333 points, UofL's all-time leading scorer), the late Derek Smith (1,826), Jerry Eaves (1,250) and Rodney McCray (1,247). It is the 45th anniversary for Louisville's 1975 NCAA Final Four team, which posted a 28-3 record and was led by senior All-Americans Junior Bridgeman (16.2 ppg) and Allen Murphy (16.3 ppg). This year also marks the 15th anniversary for the Cardinals' 2005 Final Four team, Hall of Fame Coach Rick Pitino's fourth team at UofL. Posting a 33-5 record, the 2004-05 Cards buried a school-record 361 three-pointers, led by Francisco Garcia (15.7 ppg), Larry O'Bannon (15.2 ppg) and Taquan Dean (14.4 ppg).

All-Time NCAA Division I Records

by Percentage (entering 2019-20 season)

School	1st Yr.	Yrs.	Won	Lost	Pct.
1. Kentucky	1903	116	2,293	706	.765
2. North Carolina	1911	109	2,261	799	.739
3. Kansas	1899	121	2,274	865	.724
4. Duke	1906	114	2,176	887	.710
5. UNLV	1958	61	1,262	556	.694
6. UCLA	1920	100	1,887	852	.689
7. Syracuse	1901	118	1,904	908	.677
8. Arizona	1905	114	1,813	946	.657
9. Western Ky.	1915	100	1,795	936	.657
10. Villanova	1921	99	1,775	934	.655
11. Louisville	1912	105	1,722	926	.650
12. VCU	1974	46	918	499	.648
13. Murray State	1926	94	1,640	894	.647
14. Notre Dame	1898	114	1,880	1,028	.646

Last time an individual had ...

	For Louisville	For A Louisville Opponent
30 or more points	32 by Jordan Nwora vs. Boston College (1/16/19)	33 by Trey McGowens, Pittsburgh (1/9/19)
35 or more points	42 by Russ Smith vs. Houston (3/14/14)	43 by Jamel Artis, Pittsburgh (1/11/17)
20 points in a half	21 by Jordan Nwora vs. Georgia Tech, 1H (1/19/19)	20 by Trey McGowens, Pittsburgh, 1st half (1/9/19)
15 or more rebounds	15 by Dwayne Sutton vs. Miami (Ohio) (12/18/19)	17 by Kenny Goins, Michigan St. (11/27/18)
20 or more rebounds	23 by Ellis Myles vs. Tennessee St. (12/1/01)	26 by Derrick Griffin, Texas Southern (12/10/16)
A four-point play	Deng Adel vs. Miami (2/11/17)	Braian Angola, Florida State (1/10/17)
12 made free throws	13 by Christen Cunningham vs. Minnesota, 13 att. (3/21/19)	13 by Seth Allen, Virginia Tech (1/27/16)
7 made three-point goals	7 by Quentin Snider vs. Virginia Tech (2/24/18)	7 by Jaylin Walker, Kent St. in 10 attempts (12/15/18)
10 or more assists	12 by Darius Perry vs. Youngstown State (11/10/19)	10 by Xavier Johnson, Pittsburgh (1/9/19)
5 or more blocked shots	5 by Anas Mahmoud vs. Florida State (3/7/18)	5 by Terrell Brown, Pittsburgh (1/9/19)
5 or more steals	5 by Donovan Mitchell vs. Notre Dame (1/4/17)	5 by Armon Fletcher, Southern Illinois (12/7/16)

The Last Time a Team ...

	Louisville	Opponent
Scored 100 points	104-54 win over Southern (11/13/18)	101-104 5OT loss to Notre Dame (2/9/13)
Scored less than 50 points	69-49 loss at Syracuse (2/20/19)	70-46 victory over Miami (Ohio) (12/18/19)
Scored 60 points in a half	61 vs. Grand Canyon; 1st H of 111-63 win (12/5/15)	60 by Tulane; 2nd H of 109-96 win (1/18/90)
Scored under 20 points in a half	15 vs. Virginia; 2H of 52-64 loss (2/23/19)	18 by Michigan 1H, 58-43 UL win (12/3/19)
Had a +20 Rebound Margin	21 (42-21) vs. Indiana State (11/13/19)	26 (57-31) by Kentucky (12/31/11)
Grabbed 60 or more rebounds	60 vs. Jacksonville State (11/17/14)	60 by George Mason (1/4/94)
Grabbed less than 25 rebounds	19 vs. Virginia (2/6/17)	21 by Indiana State (11/13/19)
Shot 60% or better from the field	.630 (34-54) vs. Eastern Kentucky (12/14/19)	.614 (43-70) by Charlotte (2/11/01)
Shot 30% or below from the field	.259 (14-54) vs. Syracuse (2/20/19)	.273 (18-66) by Miami (Ohio) (12/18/19)
Shot 70% from the field for a half	.714 (20-28) vs. Pittsburgh in 1st H (1/24/17)	.765 (13-17) by Georgetown in 2nd H (1/31/11)
Made 5 or less free throws	5 vs. North Carolina (in 8 attempts, 3/14/19)	4 by Miami (in 11 attempts, 11/5/19)
Made 15 three-point goals	16 (in 30 attempts) vs. Rutgers (2/16/14)	17 by Virginia Tech (2/18/17)
Made No three-point goals	0 vs. Pittsburgh (2/11/15)	0 by Cal State Northridge (12/23/14)
Shot 60% from the three-point line	.600 (12-20) vs. Georgia Tech (2/9/18)	.654 (17-26) by Virginia Tech (2/18/17)
Handed out 25 or more assists	28 vs. UCF (12/31/13)	25 by Notre Dame (2/28/08)
Handed out 5 or less assists	1 vs. Kentucky (12/27/14)	5 by Youngstown State (11/10/19)
Committed 25 or more turnovers	26 vs. West Virginia (1/31/09)	25 by FIU (12/5/14)
Committed 5 or fewer turnovers	5 vs. Minnesota (3/21/19)	5 by Minnesota (3/21/19)
Blocked 10 or more shots	10 vs. Albany (12/20/17)	14 by Connecticut (3/4/06)
Had No Blocked Shots	0 vs. Minnesota (3/21/19)	0 by Eastern Kentucky (12/14/19)
Had 15 or more steals	15 vs. Georgia Tech (2/8/18)	19 by Rutgers (3/13/14)
Had No Steals	0 vs. Saint Louis (2/12/03)	0 by Saint Louis (3/22/14)

Louisville Top Efforts Last 18 Years*(Since 2001-02)***Longest winning streak (single-season):** 17 games (2002-03)**Longest winning streak (multiple-season span):** 21 games (last 16 G of 2012-13, first 5 G of 2013-14)**Longest conference winning streak:** 10, twice -- 2008-09 & 2012-13 seasons**Longest losing streak:** 4 games (2003-04)**Longest conference losing streak:** 4 games (2003-04)**Most points scored in a game:** 114 vs. Western Kentucky, 12-22-10 (UL 114, WKU 82)**Fewest points scored in a game:** 45 vs. Cleveland State, 11-26-14 (UL 45, CSU 33)**Most points allowed in a game:** 104 vs. Notre Dame, 2-9-13 (UND 104, UL 101, 5 ot)**Fewest Points Allowed in a Game:** 26 vs. Savannah State, 11-24-14 (UL 87, SSU 26)**Fewest Points Allowed in a Conference Game:** 31 vs. Rutgers, 3-13-14 (UL 92, RU 31)**Largest Margin of Victory:** 64 vs. Morehead St., 12-27-04 (UL 104, USA 40)**Largest Margin of Victory in a Conference Game:** 61 vs. Rutgers, 3-13-14 (UL 92, RU 31)**Largest losing margin:** 33 vs. Notre Dame, 2-12-09 (ND 90, UL 57)**Fewest points scored in a win:** 45 vs. Cleveland State, 11-26-14 (UL 45, CSU 33)**Most points allowed in a win:** 90 vs. Virginia Tech, 2-18-17 (UL 94, VT 90)**Most points scored in a loss:** 101 vs. Notre Dame, 2-9-13 (UND 104, UL 101, 5 ot)**Fewest points allowed in a loss:** 52 vs. Drexel, 12-14-10 (DU 52, UL 46); vs. Syracuse, 2-13-12 (SU 52, UL 51); vs. Virginia, 2-17-15 (UVa 52, UL 47)**Largest deficit overcome to win a game:** 20 vs. West Virginia, 3-26-05 (UL 18, WVU 38)**Largest lead given up in a loss:** 23 vs. Duke, 2-12-19 (UL 59, BU 36)**Highest shooting percentage:** .667 vs. North Carolina Central, 11-17-19 (UL 87, UNCC 58)**Highest shooting percentage in a conference game:** .652 vs. Pittsburgh, 1-25-15 (UL 80, Pitt 68)**Lowest shooting percentage:** .259 vs. Kentucky, 12-27-14 (Kentucky 58, UL 50)**Lowest shooting percentage in a conference game:** .259 vs. Syracuse, 2-20-19 (Syracuse 69, UL 49)**Highest 3-point percentage:** .778 vs. Memphis, 2-4-04 (UL 58, UM 62)**Highest 3-point percentage in a conference game:** .778 vs. Memphis, 2-4-04 (UL 58, UM 62)**Lowest 3-point percentage:** .000 vs. Pittsburgh, 2-11-15 (UL 69, Pitt 56)**Lowest 3-point percentage in a conference game:** .000 vs. Pittsburgh, 2-11-15 (UL 69, Pitt 56)**Most three-pointers:** 22 vs. Hartford, 11-17-07 (UL 104, UH 69)**Free throws made:** 42 vs. Nicholls, 11-8-18 (in 55 attempts; UL 85, NSU 72)**Most assists:** 34 vs. VMI, 12-23-04 (UL 107, VMI 56)**Most blocked shots:** 18 vs. Holy Cross, 12-7-03 (UL 56, HC 40)

0 Lamarr “Fresh” Kimble

G 6-0 185 Gr. - Tr. Philadelphia, Pa. (St. Joseph’s University)

- Graduate transfer who was a three-time captain and two-year starter at Saint Joseph’s University.
- Has handed out five assists in three games. He is 19th in the ACC in assists (2.9 per game).
- Scored his 1,000 collegiate point against Pitt (combined UofL and St. Joseph’s). Dished out his 300th career assist against Eastern Kentucky, a combined career total.
- Scored a season-high 13 points while dishing out three assists and pulled down four rebounds against Indiana State.
- Noted as one of the top 10 transfers in the nation by ESPN prior to the season.
- Handed out five assists without a turnover in 16 minutes of action against Youngstown State.
- Totaled 958 career points, 265 assists, 111 three-point goals in his career with at St. Joseph’s.
- Nicknamed “Fresh,” he is the only player in Saint Joseph’s history to serve as captain for three years.
- Scored in double figures in 52 career games at SJU.
- As a redshirt junior in 2018-19, Kimble, was the Hawks second-leading scorer and All-Big 5 second team selection with a 15.6 average, despite missing 10 games with a hand injury.
- Scored a St. Joseph’s career-high 31 points twice as a junior against West Virginia and Illinois Chicago, when he scored 24 of his 31 in the second half.
- Handed out an SJU career-best 10 assists with 25 points against Dayton in 2017 for his first career double-double, one of five occasions he has produced eight or more assists in his career.
- Missed all but one game in the 2017-18 season with a foot injury suffered in the season opener.
- Coached for six seasons of AAU basketball by former All-America center Pervis Ellison.
- Born Sept. 28, 1996 ... Major is criminal justice; he has a bachelor’s degree in communication with a minor in sociology from St. Joseph’s.



O Lamarr “Fresh” Kimble		
Games With ...	Season	Career
Double-Figure scoring.....	1	1
5 or more rebounds.....	0	0
4 or more assists.....	4	4
A blocked shot.....	2	2
A steal.....	5	5
A three-pointer.....	3	3
20+ points.....	0	0

0 Lamarr “Fresh” Kimble Season/Career Highs at Louisville

- Points..... 13 vs. Indiana State (11/13)
- Reb. 4 vs. Indiana State (11/13)
- Asst..... 5 vs. (3 times, *latest*: vs. USC Upstate, 11/20)
- Blocks 1 vs. Miami (11/5)
vs. Eastern Ky. (12/14)
- Steals 2 vs. (3 times, *latest*: Texas Tech, 12/10)
- FGM 5 vs. Indiana State (11/13)
- FGA 6 vs. Youngstown St. (11/10)
vs. Indiana State (11/13)
- 3FGM 1 (3 times, *latest*: vs. Miami (OH), 12/18)
- 3FGA 2 (4 times, *latest*: vs. Miami (OH), 12/18)
- FT 4 vs. N.C. Central (11/17)
vs. Western Ky. (11/29)
- FTA..... 4 (3 times, *latest*: vs. Michigan, 12/3)

0 Lamarr “Fresh” Kimble Game-by-Game

Opponent	Date	GS	Min	FG			3-Point			Rebounds			Avg	PF	FO	A	TO	Blk	Stl	Pts	Avg	
				Pct	FG	FGA	Pct	FG	FGA	Pct	FT	FTA										Pct
at Miami (FL)	11/05/19	20	2	5	.400	0	1	.000	2	21.000	0	0	0	0.0	2	0	3	3	1	2	6	6.0
YOUNGSTOWN ST.	11/10/19	16	0	6	.000	0	2	.000	0	0.000	0	0	0	0.0	1	0	5	0	0	0	0	3.0
INDIANA STATE	11/13/19	25	5	6	.833	1	2	.500	2	21.000	0	4	4	1.3	3	0	3	1	0	1	13	6.3
N.C. CENTRAL	11/17/19	17	2	3	.667	0	1	.000	4	41.000	1	2	3	1.8	1	0	5	2	0	0	8	6.8
USC UPSTATE	11/20/19	14	1	2	.500	0	0	.000	0	0.000	0	0	0	1.4	1	0	5	1	0	1	2	5.8
AKRON	11/24/19	16	1	4	.250	0	2	.000	1	2.500	0	1	1	1.3	0	0	2	1	0	0	3	5.3
vs Western Ky.	11/29/19	19	0	1	.000	0	0	.000	4	41.000	0	2	2	1.4	0	0	4	2	0	0	4	5.1
MICHIGAN	12/03/19	22	1	5	.200	0	0	.000	3	4.750	0	3	3	1.6	3	0	3	2	0	2	5	5.1
PITTSBURGH	12/06/19	18	1	3	.333	1	2	.500	0	2.000	0	0	0	1.4	2	0	1	3	0	0	3	4.9
vs Texas Tech	12/10/19	23	1	5	.200	0	1	.000	2	21.000	0	0	0	1.3	1	0	2	1	0	2	4	4.8
Eastern Kentucky	12/14/19	13	0	2	.000	0	1	.000	0	0.000	0	0	0	1.2	0	0	2	1	1	0	0	4.4
MIAMI (OH)	12/18/19	16	1	2	.500	1	2	.500	0	0.000	1	1	2	1.3	1	0	0	0	0	0	3	4.3

0 Lamarr “Fresh” Kimble Statistics

Year	GP	GS	Min	Avg	FG	FGA	Pct	3FG	3FGA	Pct	FT	FTA	Pct	OReb	DReb	Reb	Avg	PF	FO	Ast	TO	Blk	Stl	Pts	Avg
2019-20	12	0	219	18.3	15	44	.341	3	14	.214	18	22	.818	2	13	15	1.3	15	0	35	17	2	8	51	4.3
TOTAL	12	0	219	18.3	15	44	.341	3	14	.214	18	22	.818	2	13	15	1.3	15	0	35	17	2	8	51	4.3

2 Darius Perry

G 6-2 195 Jr. - 2L Marietta, Ga. (Wheeler HS)

- Starter at point guard for the Cardinals in the first 12 games.
- Ninth in the ACC in assists (4.58 per game) and his 1.96 assists/turnovers ratio is eighth in the ACC. He has handed out five or more assists in five games this season.

- Perry had 50 assists with 40 turnovers for the 2018-19 season, and has 55 assists already this year with 28 turnovers.

- Produced his first career double-double with 10 points and a career-high 12 assists and only one turnover vs. Youngstown State, while also matching a career-high tying five rebounds. It was the first point-assists double-double by a Louisville player since Chris Jones had 22 points and 10 assists at Wake Forest on Jan. 4, 2015.

- Honored on the 2019 All-ACC Academic team, his second straight year to receive the recognition.

- Scored in double figures in five games as a sophomore, including a career-tying 17 points against Vermont, adding four assists.

- Starter in 11 games as a sophomore, ranking fourth on the team in assists (50, 1.5 average).

- Starter in three games as a freshman. He averaged 5.6 points, four assists and shot 50 percent from the field (5-of-10) in the three starts.

- Averaged 20.2 points, 5.1 assists, 4.3 rebounds and 3.1 steals as a senior in helping Wheeler High School achieve a 21-10 record and reach the final eight teams in the Class AAAAAA state championship.

- Born March 13, 1999 ... Major is sport administration.



2 Darius Perry

Games With ...	Season	Career
Double-Figure scoring.....	2	9
5 or more rebounds.....	1	3
4 or more assists.....	6	13
A blocked shot.....	0	3
A steal.....	8	34
A three-pointer.....	6	43
20+ points.....	0	0

2 Darius Perry Season Highs

Points..... 11 vs. N.C. Central (11/17)
 Reb. 5 vs. Youngstown St. (11/10)
 Asst..... 12 vs. Youngstown St. (11/10)
 Blocks.... none
 Steals..... 2 vs. Western Ky. (11/29)
 FGM 4 vs. Youngstown St. (11/10)
 vs. N.C. Central (11/17)
 FGA 10 vs. Miami (OH) (12/18)
 3FGM 2 vs. N.C. Central (11/17)
 vs. Miami (OH) (12/18)
 3FGA 5 vs. Miami (OH) (12/18)
 FT 2 vs. Youngstown St. (11/10)
 vs. Akron (11/24)
 FTA..... 2 (3 times, *latest*: vs. Akron (11/24))

2 Darius Perry Career Highs

Points..... 17 vs. George Mason (11/12/17)
 vs. Vermont (11/16/18)
 Reb. 5 (3 times, *latest*: vs. Youngstown St. (11/10/19))
 Asst..... 12 vs. Youngstown St. (11/10/19)
 Blocks.... 1 (3 times, *latest*: vs. N. Carolina, 2/17/18)
 Steals..... 3 vs. Wake Forest (1/27/18)
 vs. Tennessee (11/21/18)
 FGM 6 vs. Vermont (11/16/18)
 FGA 10 vs. Vermont (11/16/18)
 3FGM 3 (4 times, *latest*: vs. Minnesota, 3/21/19)
 3FGA 6 vs. Mississippi State (3/20/18)
 vs. North Carolina (3/14/19)
 FT 8 vs. George Mason (11/12/17)
 FTA..... 8 vs. George Mason (11/12/17)

2 Darius Perry Game-by-Game

Opponent	Date	GS	Min	FG	FGA	3-Point		Pct	FT	FTA	Rebounds			Avg	PF	FO	A	TO	Blk	Stl	Pts	Avg		
						Pct	FG				FGA	Pct	Off										Def	Tot
at Miami (FL)	11/05/19	*	26	1	6	.167	0	3	.000	0	0	.000	0	3	3	3.0	3	0	4	2	0	2	2.0	
YOUNGSTOWN ST	11/10/19	*	27	4	7	.571	0	2	.000	2	3	.667	0	5	5	4.0	1	0	12	1	0	11	6.0	
INDIANA STATE	11/13/19	*	16	3	4	.750	1	2	.500	0	0	.000	0	1	1	3.0	4	0	3	4	0	7	6.3	
N.C. CENTRAL	11/17/19	*	30	4	4	1.000	2	2	1.000	1	2	.500	0	2	2	2.8	3	0	7	1	0	11	7.5	
USC UPSTATE	11/20/19	*	31	1	4	.250	1	1	1.000	0	0	.000	0	1	1	2.4	1	0	9	0	1	3	6.6	
AKRON	11/24/19	*	28	3	9	.333	0	3	.000	2	2	1.000	0	2	2	2.3	3	0	3	2	0	1	8	6.8
vs Western Ky.	11/29/19	*	18	3	5	.600	0	2	.000	0	0	.000	0	2	2	2.3	2	0	2	3	0	2	6	6.7
MICHIGAN	12/03/19	*	21	2	4	.500	0	1	.000	0	0	.000	0	0	0	2.0	3	0	2	2	0	1	4	6.4
PITTSBURGH	12/06/19	*	24	1	5	.200	1	3	.333	0	0	.000	0	2	2	2.0	2	0	5	3	0	0	3	6.0
vs Texas Tech	12/10/19	*	15	1	4	.250	0	1	.000	0	0	.000	0	1	1	1.9	4	0	0	6	0	1	2	5.6
Eastern Kentucky	12/14/19	*	19	2	3	.667	1	2	.500	0	0	.000	0	2	2	1.9	2	0	3	2	0	1	5	5.5
MIAMI (OH)	12/18/19	*	23	3	10	.300	2	5	.400	0	0	.000	0	3	3	2.0	3	0	5	2	0	1	8	5.8

2 Darius Perry Statistics

Year	GP	GS	Min	Avg	FG	FGA	Pct	3FG	3FGA	Pct	FT	FTA	Pct	OReb	DReb	Reb	Avg	PF	FO	Ast	TO	Blk	Stl	Pts	Avg
2017-18	36	3	514	14.3	40	114	.351	23	70	.329	38	44	.864	6	37	43	1.2	65	0	54	39	3	21	141	3.9
2018-19	33	11	540	16.4	59	132	.447	27	72	.375	34	42	.810	5	41	46	1.4	66	0	50	40	0	14	179	5.4
2019-20	12	12	278	23.2	28	65	.431	8	27	.296	5	7	.714	0	24	24	2.0	31	0	55	28	0	9	69	5.8
TOTAL	81	26	1332	16.4	127	311	.408	58	169	.343	77	93	.828	11	102	113	1.4	162	0	159	107	3	44	389	4.8

5 Malik Williams

F/C 6-11 245 Jr. - 2L Ft, Wayne, Ind. (Snider HS)

- Elected by his teammates as one of three captains this season.
- One of the most vocal leaders on the team.
- Over the last four games, he has averaged 10.5 points and 8.3 rebounds (14-of-22 FG, .636).
- Scored a season-high 13 points and pulled down a season-high 11 rebounds against Pitt for his first double-double of the season and fourth of his career.
- Matched a season-high 11 rebounds against Miami (OH) while adding nine points.
- Had a screw inserted into the fifth metatarsal in his right foot on Sept. 23 and was out for nearly eight weeks with the broken bone. He returned to action on Nov. 20, playing five minutes against USC Upstate while contributing three points and three rebounds.
- Pulled down nine rebounds in his third game back against Western Kentucky, adding eight points and a steal.
- Started the last 20 games of 2018-19. He averaged 9.8 points and 8.4 rebounds in his last five games.
- Produced his third double-double with a career-high matching 13 rebounds and 10 points vs. North Carolina in the 2019 ACC Tournament.
- Ranked third on the team in rebounding and 19th in the ACC with 6.1 boards per game as a sophomore. He averaged 7.9 rebounds over the last 11 games.
- Blocked a shot in 26 of 34 games as a sophomore, including a career-high four blocks against Seton Hall. Had 41 blocked shots on the season (1.2 average, 11th in the ACC).
- Tied a career-high with 13 rebounds against Notre Dame on March 3 while also scoring 16 points for his third double-double of the season.
- Scored a career-high 19 points and grabbed 11 rebounds against Miami.
- Born Aug. 26, 1998 ... Major is communication.



5 Malik Williams		
Games With ...	Season Career	
Double-Figure scoring.....	2	15
5 or more rebounds.....	6	33
4 or more assists.....	0	0
A blocked shot.....	2	38
A steal.....	5	21
A three-pointer.....	2	30
20+ points.....	0	0

5 Malik Williams Season Highs

- Points..... 13 vs. Pittsburgh (12/6)
- Reb. 11 vs. Pittsburgh (12/6)
vs. Miami (OH) (12/18)
- Asst..... 2 vs. Eastern Ky. (12/14)
- Blocks.... 1 vs. Texas Tech (12/10)
vs. Miami (OH) (12/18)
- Steals..... 2 vs. Akron (11/24)
- FGM..... 5 vs. Pittsburgh (12/6)
- FGA..... 8 vs. Pittsburgh (12/6)
- 3FGM..... 2 vs. Eastern Ky. (12/14)
- 3FGA..... 3 vs. Pittsburgh (12/6)
vs. Eastern Ky. (12/14)
- FT..... 5 vs. Texas Tech (12/10)
- FTA..... 8 vs. Texas Tech (12/10)

5 Malik Williams Career Highs

- Points..... 19 vs. Miami (1/6/19)
- Reb. 13 (3 times, *latest*: vs. North Carolina, 3/14/19)
- Asst..... 2 (4 times, *latest*: vs. Eastern Ky. (12/14/19)
- Blocks.... 4 vs. Seton Hall (12/1/18)
- Steals..... 3 vs. Michigan State (11/27/18)
- FGM..... 8 vs. Miami (1/6/19)
- FGA..... 14 vs. Miami (1/6/19)
- 3FGM..... 4 vs. Pittsburgh (2/11/18)
- 3FGA..... 5 (6 times, *latest*: vs. North Carolina, 3/14/19)
- FT..... 7 vs. Southern (11/13/18)
- FTA..... 11 vs. Southern (11/13/18)

5 Malik Williams Game-by-Game

Opponent	Date	GS	Min	FG	FGA	3-Point				Rebounds				PF	FO	A	TO	Blk	Stl	Pts	Avg		
						Pct	FG	FGA	Pct	FT	FTA	Pct	Off									Def	Tot
at Miami	11/5/19		DNP																				
YOUNGSTOWN ST	11/10/19		DNP																				
INDIANA STATE	11/13/19		DNP																				
N.C. CENTRAL	11/17/19		DNP																				
USC UPSTATE	11/20/19	5	1	2	.500	0	0	.000	1	2	.500	0	3	3	3.0	1	0	0	1	0	1	3	3.0
AKRON	11/24/19	18	2	5	.400	0	0	.000	2	4	.500	3	4	7	5.0	3	0	0	1	0	2	6	4.5
vs Western Ky.	11/29/19	18	2	5	.400	0	2	.000	4	4	1.000	2	7	9	6.3	2	0	1	0	0	1	8	5.7
MICHIGAN	12/03/19	14	1	3	.333	0	2	.000	0	0	.000	1	2	3	5.5	1	0	0	0	0	1	2	4.8
PITTSBURGH	12/06/19	20	5	8	.625	1	3	.333	2	2	1.000	3	8	11	6.6	0	0	1	1	0	0	13	6.4
vs Texas Tech	12/10/19	19	2	2	1.000	0	0	.000	5	8	.625	0	5	5	6.3	2	0	0	0	1	0	9	6.8
Eastern Kentucky	12/14/19	15	4	6	.667	2	3	.667	1	1	1.000	2	4	6	6.3	0	0	2	1	0	1	11	7.4
MIAMI (OH)	12/18/19	22	3	6	.500	0	0	.000	3	6	.500	5	6	11	6.9	1	0	0	1	1	0	9	7.6


5 Malik Williams Statistics

Year	GP	GS	Min	Avg	FG	FGA	Pct	3FG	3FGA	Pct	FT	FTA	Pct	OReb	DReb	Reb	Avg	PF	FO	Ast	TO	Blk	Stl	Pts	Avg
2017-18	32	12	337	10.5	46	110	.418	20	62	.323	11	16	.688	23	54	77	2.4	30	0	5	11	13	12	123	3.8
2018-19	34	20	618	18.2	86	205	.420	28	88	.318	61	87	.701	63	145	208	6.1	84	1	9	31	41	9	261	7.7
2019-20	8	0	131	16.4	20	37	.541	3	10	.300	18	27	.667	16	39	55	6.9	10	0	4	5	2	6	61	7.6
TOTAL	74	32	1087	14.7	152	352	.432	51	160	.319	90	130	.692	102	238	340	4.6	124	1	18	47	56	27	445	6.0

10 Samuel Williamson

G/F 6-7 200 Fr. - HS Rockwall, Texas (Rockwall HS)

- Contributed an efficient four points and four rebounds in nine minutes against No. 4 Michigan.
- Has scored in every game for the Cardinals.
- One of just 14 players in Louisville history to score as many as 13 points in a freshman career debut, tying for 12th on that list with 13 off the bench at Miami in the season opener. He hit 6-of-9 shots from the field, including his lone three-point attempt, and added five rebounds and an assist in 24 minutes.
- Scored a career-high 15 points while pulling down five rebounds and dishing out a career-high four assists against Indiana State. Pulled down a career-high six rebounds against Akron.
- Started against Bellarmine in the Cardinals' exhibition game on Oct. 29 while Steven Enoch was out with an injury and totaled 17 points and nine rebounds.
- Averaged 25 points, 11.2 rebounds and 4.1 assists a game as a senior in helping Rockwall High School (30-6) reach the regional semifinals and achieve a No. 8 final ranking in the regular-season Class 6A state poll.
- The McDonald's All-American (28th who signed with Louisville) was a first team all-state selection by the Texas Association of Basketball Coaches 6-A as a senior, a first team All-USA Today Texas Boys Basketball and all-area selection by the Dallas Morning News, and was the Texas District 11-6A MVP.
- Won the three-point competition at the 2019 American Family Insurance High School Slam Dunk & 3-Point championship in Minneapolis on April 5.
- As a junior, averaged 23.3 points and 9.7 rebounds in helping Rockwall to a 20-12 record, earning first team Texas Association of Basketball Coaches all-state honors. He scored 21 points as his team reached the area round.
- Born Sept. 7, 2000 ... Major is business management.



10 Samuel Williamson	
Games With ...	Season Career
Double-Figure scoring.....	2 2
5 or more rebounds.....	4 4
4 or more assists.....	1 1
A blocked shot.....	3 3
A steal.....	2 2
A three-pointer.....	3 3
20+ points.....	0 0

10 Samuel Williamson

Season/Career Highs

- Points..... 15 vs. Indiana State (11/13)
- Reb. 6 vs. Akron (11/24)
- Asst..... 4 vs. Indiana State (11/13)
- Blocks 1 (3 times, *latest*: vs. Western Ky. (11/29))
- Steals 1 vs. Indiana State (11/13)
vs. Western Ky. (11/29)
- FGM 6 vs. Miami (11/5)
vs. Indiana State (11/13)
- FGA 9 vs. Miami (11/5)
vs. Indiana State (11/13)
- 3FGM 1 vs. (3 times, *latest*: vs. Miami (OH) (12/18))
- 3FGA 3 vs. USC Upstate (11/20)
vs. Pittsburgh (12/6)
- FT 3 vs. Indiana State (11/13)
vs. N.C. Central (11/17)
- FTA 4 vs. Indiana State (11/13)

10 Samuel Williamson Game-by-Game

Opponent	Date	GS	Min	FG	FGA	3-Point			Rebounds					PF	FO	A	TO	Blk	Stl	Pts	Avg		
						Pct	FG	FGA	Pct	FT	FTA	Pct	Off									Def	Tot
at Miami (FL)	11/05/19	24	6	9	.667	1	11	.000	0	1	.000	2	3	5	5.0	4	0	1	3	0	0	13	3.0
YOUNGSTOWN ST	11/10/19	23	3	8	.375	0	1	.000	0	0	.000	1	4	5	5.0	1	0	2	0	1	0	6	9.5
INDIANA STATE	11/13/19	23	6	9	.667	0	1	.000	3	4	.750	3	2	5	5.0	1	0	4	2	1	1	15	11.3
N.C. CENTRAL	11/17/19	23	3	4	.750	0	1	.000	3	31	.000	1	2	3	4.5	4	0	0	2	0	0	9	10.8
USC UPSTATE	11/20/19	16	2	7	.286	0	3	.000	0	0	.000	0	1	1	3.8	0	0	0	1	0	0	4	9.4
AKRON	11/24/19	19	0	2	.000	0	1	.000	1	2	.500	0	6	6	4.2	1	0	0	1	0	0	1	8.0
vs Western Ky.	11/29/19	10	1	3	.333	0	0	.000	0	0	.000	2	2	4	4.1	2	0	0	1	1	1	2	7.1
MICHIGAN	12/03/19	9	2	3	.667	0	0	.000	0	1	.000	1	3	4	4.1	1	0	0	1	0	0	4	6.8
PITTSBURGH	12/06/19	17	2	4	.500	1	3	.333	0	0	.000	1	2	3	4.0	2	0	1	1	0	0	5	6.6
vs Texas Tech	12/10/19	10	1	3	.333	0	0	.000	0	0	.000	0	2	2	3.8	2	0	0	0	0	0	2	6.1
Eastern Kentucky	12/14/19	17	1	4	.250	0	1	.000	1	11	.000	1	1	2	3.6	2	0	0	2	0	0	3	5.8
MIAMI (OH)	12/18/19	12	1	4	.250	1	11	.000	0	0	.000	0	2	2	3.5	1	0	0	0	0	0	3	5.6


10 Samuel Williamson Statistics

Year	GP	GS	Min	Avg	FG	FGA	Pct	3FG	3FGA	Pct	FT	FTA	Pct	OReb	DReb	Reb	Avg	PF	FO	Ast	TO	Blk	Stl	Pts	Avg
2019-20	12	0	203	16.9	28	60	.467	3	13	.231	8	12	.667	12	30	42	3.5	21	0	8	14	3	2	67	5.6
TOTAL	12	0	203	16.9	28	60	.467	3	13	.231	8	12	.667	12	30	42	3.5	21	0	8	14	3	2	67	5.6

11 Quinn Slazinski

F 6-8 215 Fr. - HS Houston, Texas (Huntington Prep/W.Va.)

- Scored six points while making both of his three-point attempts against Youngstown State in the Cardinals' home opener.
- Has played at least three minutes in six games for the Cardinals, appearing in 10 games this season.
- After undergoing an appendectomy on Oct. 17, he played in UofL's exhibition game against Bellarmine 12 days later.
- Averaged 14.3 points, 6.2 rebounds and 2.8 assists on a balanced team in his final season in 2018-19 at Huntington Prep, which posted a 20-5 record and No. 16 national ranking among prep schools. He was selected to the All-USA West Virginia Boys Basketball Team second team.
- As a junior in 2017-18, Slazinski averaged 11.1 points and 5.2 rebounds in helping Huntington Prep to 21-7 record.
- His family moved from Michigan to Houston when he was in the sixth grade. He was a first team all-district selection as a sophomore at Westbury Christian School in Houston in helping his team win the Texas 5A championship for the 21st time in 26 years, scoring 23 points in the title game.
- Was an accomplished distance runner in high school, posting the 12th best two-mile time in school history at Westbury Christian. He was also a standout baseball player before focusing on basketball.
- His father Mike played football at Grand Valley State.
- Born March 5, 2001 ... Major is communications.



11 Quinn Slazinski		
Games With ...	Season	Career
Double-Figure scoring.....	0	0
5 or more rebounds.....	0	0
4 or more assists.....	0	0
A blocked shot.....	0	0
A steal.....	0	0
A three-pointer.....	1	1
20+ points.....	0	0

11 Quinn Slazinski Season/Career Highs

- Points..... 6 vs. Youngstown St. (11/10)
- Reb. 2 vs. Indiana State (11/13)
vs. N.C. Central (11/17)
- Asst..... 1 (3 times, *latest*: vs. N.C. Central (11/17))
- Blocks.... none
- Steals.... none
- FGM..... 2 vs. Youngstown St. (11/10)
- FGA..... 2 vs. Miami (11/5)
vs. Youngstown St. (11/10)
- 3FGM..... 2 vs. Youngstown St. (11/10)
- 3FGA..... 2 vs. Youngstown St. (11/10)
vs. Indiana State (11/13)
- FT..... 4 vs. Eastern Ky. (12/14)
- FTA..... 4 vs. Eastern Ky. (12/14)

11 Quinn Slazinski Game-by-Game

Opponent	Date	GS	Min	FG	FGA	Pct	3-Point		FT	FTA	Pct	Rebounds			Avg	PF	FO	A	TO	Blk	Stl	Pts	Avg
							FG	FGA				Off	Def	Tot									
at Miami (FL)	11/05/19	7	0	2	.000	0	0	.000	0	0	.000	0	1	1	1.0	2	0	1	0	0	0	0	0.0
YOUNGSTOWN ST	11/10/19	4	2	2	1.000	2	2	1.000	0	0	.000	0	1	1	1.0	0	0	0	0	0	0	6	3.0
INDIANA STATE	11/13/19	6	0	2	.000	0	2	.000	2	2	1.000	1	1	2	1.3	1	0	1	0	0	0	2	2.7
N.C. CENTRAL	11/17/19	5	0	0	.000	0	0	.000	0	2	.000	1	1	2	1.5	0	0	1	1	0	0	0	2.0
USC UPSTATE	11/20/19	2	0	0	.000	0	0	.000	0	0	.000	0	1	1	1.4	0	0	0	1	0	0	0	1.6
AKRON	11/24/19	DNP																					
vs Western Ky.	11/29/19	3	0	0	.000	0	0	.000	0	0	.000	0	0	0	1.2	0	0	0	1	0	0	0	1.3
MICHIGAN	12/03/19	0	0	0	.000	0	0	.000	0	0	.000	0	0	0	1.0	0	0	0	0	0	0	0	1.1
PITTSBURGH	12/06/19	1	0	0	.000	0	0	.000	0	0	.000	0	0	0	0.9	0	0	0	0	0	0	0	1.0
vs Texas Tech	12/10/19	DNP																					
Eastern Kentucky	12/14/19	4	0	0	.000	0	0	.000	4	4	1.000	0	0	0	0.8	0	0	0	0	0	0	4	1.3
MIAMI (OH)	12/18/19	1	0	0	.000	0	0	.000	0	0	.000	0	1	1	0.8	0	0	0	0	0	0	0	1.2

11 Quinn Slazinski Statistics

Year	GP	GS	Min	Avg	FG	FGA	Pct	3FG	3FGA	Pct	FT	FTA	Pct	OReb	DReb	Reb	Avg	PF	FO	Ast	TO	Blk	Stl	Pts	Avg
2019-20	10	0	33	3.3	2	6	.333	2	4	.500	6	8	.750	2	6	8	0.8	3	0	3	3	0	0	12	1.2
TOTAL	10	0	33	3.3	2	6	.333	2	4	.500	6	8	.750	2	6	8	0.8	3	0	3	3	0	0	12	1.2

13 David Johnson

G 6-5 Fr. - HS Louisville, Ky. (Trinity HS)

■ Hometown Louisville product was sidelined to start the season with an injury.

■ Played a season-high 17 minutes against Eastern Kentucky and contributed five points, two rebounds and two assists with three turnovers

■ Scored a season-high nine points in eight minutes against Akron while pulling down a season-high three rebounds.

■ Had surgery on his left (non-shooting) shoulder on July 30 and was out nearly four months. He made his first game appearance with 3 1/2 minutes against USC Upstate, scoring his first collegiate points on a pair of dunks. He had practiced in non-contact drills since Oct. 22.

■ A four-year starter at Trinity High School, Johnson averaged 16.1 points, 7.2 rebounds and four assists as a senior while leading the Shamrocks to a 30-8 record and the Kentucky state championship. He was the MVP of the Kentucky Sweet 16 state championship. He missed six games with a knee injury his senior year.

■ Named the Lexington Herald-Leader/Kentucky.com Player of the Year and was a first team all-state selection. He earned Seventh Region Player of the Year honors from the Kentucky Association of Basketball Coaches and the Courier Journal.

■ Totaled 1,472 points and 719 rebounds in his career at Trinity as a four-year starter.

■ Cousin of recent UofL forward Ray Spalding (2015-18), who played with the Dallas Mavericks and Phoenix Suns, and was also a product of Trinity High School.

■ Born February 26, 2001 ... Major is sport administration.



13 David Johnson		
Games With ...	Season	Career
Double-Figure scoring.....	0	0
5 or more rebounds	0	0
4 or more assists	0	0
A blocked shot	1	1
A steal	0	0
A three-pointer	2	2
20+ points.....	0	0

13 David Johnson Season/Career Highs

- Points..... 9 vs. Akron (11/24)
- Reb. 3 vs. Akron (11/24)
- Asst..... 2 vs. Eastern Ky. (12/14)
- Blocks 1 vs. Miami (OH) (12/18)
- Steals none
- FGM 4 vs. Akron (11/24)
- FGA 5 vs. Akron (11/24)
- 3FGM 1 vs. Akron (11/24)
vs. Eastern Ky. (12/14)
- 3FGA 2 vs. Akron (11/24)
vs. Miami (OH) (12/18)
- FT 2 vs. Texas Tech (12/10)
- FTA..... 4 vs. Texas Tech (12/10)

13 David Johnson Game-by-Game

Opponent	Date	GS	Min	FG	FGA	3-Point			Rebounds				PF	FO	A	TO	Blk	Stl	Pts	Avg			
						Pct	FG	FGA	Pct	FT	FTA	Pct									Off	Def	Tot
at Miami	11/5/19		DNP																				
YOUNGSTOWN ST	11/10/19		DNP																				
INDIANA STATE	11/13/19		DNP																				
N.C. CENTRAL	11/17/19		DNP																				
USC UPSTATE	11/20/19	3	2	2	1.000	0	0	.000	0	0	.000	0	1	1	1.0	1	0	0	0	0	4	4.0	
AKRON	11/24/19	8	4	5	.800	1	2	.500	0	1	.000	0	3	3	2.0	3	0	1	1	0	0	9	6.5
vs Western Ky.	11/29/19	9	0	1	.000	0	0	.000	0	0	.000	0	1	1	1.7	3	0	1	0	0	0	4	4.3
MICHIGAN	12/03/19	2	0	1	.000	0	0	.000	0	0	.000	0	0	0	1.3	0	0	0	0	0	0	3	3.3
PITTSBURGH	12/06/19	1	0	0	.000	0	0	.000	0	0	.000	0	0	0	1.0	0	0	0	0	0	0	0	2.6
vs Texas Tech	12/10/19	7	1	2	.500	0	0	.000	2	4	.500	1	0	1	1.0	1	0	0	0	0	0	4	2.8
Eastern Kentucky	12/14/19	17	2	3	.667	1	1	1.000	0	0	.000	0	2	2	1.1	0	0	2	3	0	0	5	3.1
MIAMI (OH)	12/18/19	12	2	4	.500	0	2	.000	0	0	.000	1	1	2	1.3	1	0	0	1	1	0	4	3.3

13 David Johnson Statistics

Year	GP	GS	Min	Avg	FG	FGA	Pct	3FG	3FGA	Pct	FT	FTA	Pct	OReb	DReb	Reb	Avg	PF	FO	Ast	TO	Blk	Stl	Pts	Avg
2019-20	8	0	59	7.4	11	18	.611	2	5	.400	2	5	.400	2	8	10	1.3	9	0	4	5	1	0	26	3.3
TOTAL	8	0	59	7.4	11	18	.611	2	5	.400	2	5	.400	2	8	10	1.3	9	0	4	5	1	0	26	3.3

20 Josh Nickelberry

G 6-4 200 Fr. - HS Fayetteville, N.C. (Northwood Temple Academy)

- Has seen an average of five minutes of action while playing in 10 of the Cardinals' first 12 games of the season.
- Scored his first collegiate points with a pair of free throws against Indiana State. He knocked down his first field goal with a three-pointer against North Carolina Central.
- Averaged 26.9 points, 4.9 rebounds and 2.6 assists per game as a senior in leading Northwood Temple Academy to a 20-14 record and a runner-up position in the 1A NCISAA North Carolina state championship. He scored 19 in the title game as his team was the first in program history to reach the state championship game.
- The first player to verbally commit to the Cardinals in this recruiting class, Nickelberry earned NCISAA and AP All-State honors as a senior at Northwood Temple.
- Finished his high school career with 2,904 points, making him the second-leading all-time scorer in the history of North Carolina high school basketball. He scored 886 as a senior.
- Began playing organized basketball as an eight-year-old and achieved his first dunk in the eighth grade.
- Nickelberry's father, Gerald, was a linebacker at Northern Illinois (1991-94), ranking sixth in career tackles and his seven career fumble recoveries is an NIU record. His mother, Meredith McKinney, was a volleyball player and is an Army veteran. His stepmother, Jessie, was a track and volleyball athlete and is an Army veteran.
- Born March 9, 2001 ... Major is marketing.



20 Josh Nickelberry		
Games With ...	Season	Career
Double-Figure scoring.....	0	0
5 or more rebounds.....	0	0
4 or more assists.....	0	0
A blocked shot.....	0	0
A steal.....	0	0
A three-pointer.....	1	1
20+ points.....	0	0

20 Josh Nickelberry Season/Career Highs

- Points..... 3 vs. N.C. Central (11/17)
- Reb. 1 (3 times, *latest*: vs. Western Ky. (11/29))
- Asst..... 1 vs. USC Upstate (11/20)
- Blocks none
- Steals..... none
- FGM 1 vs. N.C. Central (11/17)
- FGA 3 vs. Indiana State (11/13)
- 3FGM 1 vs. N.C. Central (11/17)
- 3FGA 2 vs. Indiana State (11/13)
vs. N.C. Central (11/17)
- FT..... 2 (3 times, *latest*: vs. Eastern Ky. (12/14))
- FTA..... 2 (3 times, *latest*: vs. Eastern Ky. (12/14))

20 Josh Nickelberry Game-by-Game

Opponent	Date	GS	Min	FG	FGA	3-Point			Rebounds					PF	FO	A	TO	Blk	Stl	Pts	Avg	
						Pct	FG	FGA	Pct	FT	FTA	Pct	Off									Def
at Miami (FL)	11/05/19	9	0	0	.000	0	0	.000	0	0	.000	0	0	0	0.0	0	0	0	0	0	0	0.0
YOUNGSTOWN ST	11/10/19	5	0	0	.000	0	0	.000	0	0	.000	0	0	0	0.0	0	0	0	0	0	0	0.0
INDIANA STATE	11/13/19	9	0	3	.000	0	2	.000	2	2	1.000	0	1	1	0.3	0	0	0	0	0	2	0.7
N.C. CENTRAL	11/17/19	10	1	2	.500	1	2	.500	0	0	.000	0	0	0	0.3	0	0	0	0	0	3	1.3
USC UPSTATE	11/20/19	2	0	0	.000	0	0	.000	0	0	.000	0	1	1	0.4	0	0	1	0	0	0	1.0
AKRON	11/24/19	DNP																				
vs Western Ky.	11/29/19	5	0	2	.000	0	1	.000	2	2	1.000	1	0	1	0.5	0	0	0	0	0	2	1.2
MICHIGAN	12/03/19	0	0	0	.000	0	0	.000	0	0	.000	0	0	0	0.4	0	0	0	0	0	0	1.0
PITTSBURGH	12/06/19	1	0	0	.000	0	0	.000	0	0	.000	0	0	0	0.4	0	0	0	0	0	0	0.9
vs Texas Tech	12/10/19	DNP																				
Eastern Kentucky	12/14/19	8	0	1	.000	0	1	.000	2	2	1.000	0	0	0	0.3	2	0	0	1	0	2	1.0
MIAMI (OH)	12/18/19	1	0	0	.000	0	0	.000	0	0	.000	0	0	0	0.3	0	0	0	0	0	0	0.9

20 Josh Nickelberry Statistics

Year	GP	GS	Min	Avg	FG	FGA	Pct	3FG	3FGA	Pct	FT	FTA	Pct	OReb	DReb	Reb	Avg	PF	FO	Ast	TO	Blk	Stl	Pts	Avg
2019-20	10	0	50	5.0	1	8	.125	1	6	.167	6	6	1.000	1	2	3	0.3	2	0	1	1	0	0	9	0.9
TOTAL	10	0	50	5.0	1	8	.125	1	6	.167	6	6	1.000	1	2	3	0.3	2	0	1	1	0	0	9	0.9

22 Aidan Igiehon

F 6-10 240 Fr. - HS Dublin, Ireland (Lawrence Woodmere Academy)

- Last name is pronounced ee-GYAY-hawn.
- Led the Cardinals with seven rebounds against North Carolina Central.
- Scored his first collegiate points with a first-half dunk against Indiana State. Has scored in four games.
- Has seen action in 11 of the Cardinals' first 12 games of the season, averaging 5.4 minutes a game in a reserve role.
- Averaged 23.4 points, 10.4 rebounds and 5.8 blocked shots as a senior for Woodmere (22-5), which won the NYSAIS Class B Championship, marking his third consecutive state title.
- Nicknamed the "Irish Hulk," he was a first team USA Today's All USA New York Boys Basketball Team selection and was a member of the New York State Sportswriters Association Class B boys basketball all-state first team.
- Won three consecutive state titles, helping the Tigers to the NYSAIS C-Division title in 2017 and the B-Division title in 2018 and 2019.
- Igiehon was 13-years-old when he arrived in Brooklyn, New York on June 28, 2014 to live with his aunt and uncle. He had first picked up a basketball when he was 12. UofL Coach Chris Mack visited Igiehon's mother in Clondalkin, West Dublin, Ireland during the recruiting process.
- His brother Brandon is a senior at SUNY Potsdam, where he plays soccer for the Bears.
- Born Aug. 17, 2000 ... Major is communication.



22 Aidan Igiehon		
Games With ...	Season	Career
Double-Figure scoring.....	0	0
5 or more rebounds.....	1	1
4 or more assists.....	0	0
A blocked shot.....	2	2
A steal.....	0	0
A three-pointer.....	0	0
20+ points.....	0	0

22 Aidan Igiehon Season/Career Highs

- Points..... 4 vs. Indiana State (11/13)
- Reb. 7 vs. N.C. Central (11/17)
- Asst..... none
- Blocks 1 vs. Miami (11/5)
vs. N.C. Central (11/17)
- Steals..... none
- FGM 2 vs. Indiana State (11/13)
- FGA 2 vs. Indiana State (11/13)
vs. N.C. Central (11/17)
- 3FGM none
- 3FGA none
- FT..... 1 vs. N.C. Central (11/17)
- FTA..... 4 vs. N.C. Central (11/17)

22 Aidan Igiehon Game-by-Game

Opponent	Date	GS	Min	3-Point			Rebounds				Avg	PF	FO	A	TO	Blk	Stl	Pts	Avg					
				FG	FGA	Pct	Off	Def	Tot															
at Miami (FL)	11/05/19	12	0	1	.000	0	0	.000	0	0	.000	0	0	0	0.0	3	0	0	2	1	0	0	0.0	
YOUNGSTOWN ST	11/10/19	5	0	0	.000	0	0	.000	0	0	.000	0	1	1	0.5	4	0	0	0	0	0	0	0	0.0
INDIANA STATE	11/13/19	11	2	21	.000	0	0	.000	0	2	.000	0	3	3	1.3	0	0	0	1	0	0	4	1.3	
N.C. CENTRAL	11/17/19	13	1	2	.500	0	0	.000	1	4	.250	1	6	7	2.8	4	0	0	1	1	0	3	1.8	
USC UPSTATE	11/20/19	6	1	11	.000	0	0	.000	0	0	.000	0	1	1	2.4	0	0	0	0	0	0	2	1.8	
AKRON	11/24/19	DNP																						
vs Western Ky.	11/29/19	3	0	0	.000	0	0	.000	0	0	.000	0	1	1	2.2	0	0	0	0	0	0	0	1.5	
MICHIGAN	12/03/19	0	0	0	.000	0	0	.000	0	0	.000	0	0	0	1.9	0	0	0	0	0	0	0	1.3	
PITTSBURGH	12/06/19	1	0	1	.000	0	0	.000	0	0	.000	0	0	0	1.6	0	0	0	0	0	0	0	1.1	
vs Texas Tech	12/10/19	2	0	0	.000	0	0	.000	0	0	.000	0	1	1	1.6	0	0	0	0	0	0	0	1.0	
Eastern Kentucky	12/14/19	5	1	11	.000	0	0	.000	0	0	.000	1	2	3	1.7	1	0	0	0	0	0	2	1.1	
MIAMI (OH)	12/18/19	1	0	0	.000	0	0	.000	0	0	.000	0	0	0	1.5	0	0	0	0	0	0	0	1.0	

22 Aidan Igiehon Statistics

Year	GP	GS	Min	Avg	FG	FGA	Pct	3FG	3FGA	Pct	FT	FTA	Pct	OReb	DReb	Reb	Avg	PF	FO	Ast	TO	Blk	Stl	Pts	Avg
2019-20	11	0	59	5.4	5	8	.625	0	0	.000	1	6	.167	2	15	17	1.5	12	0	0	4	2	0	11	1.0
TOTAL	11	0	59	5.4	5	8	.625	0	0	.000	1	6	.167	2	15	17	1.5	12	0	0	4	2	0	11	1.0

23 Steven Enoch

C 6-10 255 R-Sr. - 1L Norwalk, Conn. (University of Connecticut)

- Ranks 12th in the ACC in rebounding (7.3 rpg).
- Set a new career-high with 23 points on 9-of-10 shooting against ECU, surpassing his previous career-high of 22 points against Boston College on Feb. 27, 2019, his only other 20-point game of his career.
- Has made 3-of-6 three-pointers over the last five games.
- Recorded his third double-double of the season with 13 points and 10 rebounds against fourth-ranked Michigan for his fifth career double-double.
- Matched a season-high with 17 points against Akron.
- Produced double-doubles in the Cardinals' first two games of the season (11 points, 12 rebounds, one blocked shot vs. Miami; 17 points, career-high 14 rebounds, career-best three blocked shots vs. Youngstown State).
- Earned a bachelor of arts degree in communication from UofL in 2019 and is playing his final year as a graduate student.
- Went through the NBA draft evaluation process while declaring for the draft in the spring but chose to return to college for his senior year.
- Double figure scorer in 24 games over his two seasons at Louisville.
- Honored on the 2019 All-ACC Academic team.
- Produced his first double-double at North Carolina last year with 17 points and a season-high tying 11 rebounds.
- Scored a career-high 22 points against Boston College last season while pulling down six rebounds.
- Played his freshmen and sophomore years at the University of Connecticut (2015-17). He sat out the 2017-18 season after transferring.
- Averaged 3.4 points, 2.3 rebounds and 12.1 minutes in 29 games during the 2016-17 season for UConn.
- Born Sept. 18, 1997 ... Major is communication, post baccalaureate.



23 Steven Enoch	
Games With ...	Season Career
Double-Figure scoring.....	7 24
5 or more rebounds.....	10 26
4 or more assists.....	0 0
A blocked shot.....	8 25
A steal.....	2 7
A three-pointer.....	3 14
20+ points.....	1 2

23 Steven Enoch Season Highs

- Points..... 23 vs. Eastern Ky. (12/14)
- Reb. 14 vs. Youngstown St. (11/10)
- Asst..... 2 vs. N.C. Central (11/17)
- Blocks 3 vs. Youngstown St. (11/10)
- Steals 1 vs. Western Ky. (11/29)
vs. Eastern Ky. (12/14)
- FGM 9 vs. Eastern Ky. (12/14)
- FGA 14 vs. Youngstown St. (11/10)
- 3FGM 2 vs. Michigan (12/3)
- 3FGA 5 vs. Michigan (12/3)
- FT 5 vs. Eastern Ky. (12/14)
- FTA..... 7 vs. Akron (11/24)

23 Steven Enoch Career Highs at UofL

- Points..... 23 vs. Eastern Ky. (12/14/19)
- Reb. 14 vs. Youngstown St. (11/10/19)
- Asst..... 2 vs. N.C. Central (11/17/19)
- Blocks 3 vs. Robert Morris (12/21/18)
vs. Youngstown St. (11/10/19)
- Steals 2 vs. Pittsburgh (1/26/19)
- FGM 9 vs. Boston College (2/27/19)
vs. Eastern Ky. (12/14/19)
- FGA 17 vs. Boston College (2/27/19)
- 3FGM 2 (4 times, *latest*: vs. Michigan (12/3/19))
- 3FGA 5 vs. Michigan (12/3/19)
- FT 9 vs. Nicholls State (11/8/18)
- FTA..... 9 vs. Nicholls State (11/8/18)

23 Steven Enoch Game-by-Game

Opponent	Date	GS	Min	FG	FGA	3-Point			FT	FTA	Rebounds				PF	FO	A	TO	Blk	Stl	Pts	Avg		
						Pct	FG	FGA			Pct	Off	Def	Tot									Avg	
at Miami (FL)	11/05/19	*	19	5	7	.714	0	1	.000	1	2	.500	3	9	12	12.0	2	0	0	0	1	0	11	11.0
YOUNGSTOWN ST	11/10/19	*	29	8	14	.571	0	2	.000	1	1	1.000	4	10	14	13.0	0	0	0	0	3	0	17	14.0
INDIANA STATE	11/13/19	*	21	2	6	.333	0	0	.000	0	0	.000	1	9	10	12.0	4	0	0	3	2	0	4	10.7
N.C. CENTRAL	11/17/19	*	23	7	9	.778	0	2	.000	1	2	.500	0	5	5	10.3	2	0	2	2	0	0	15	11.8
USC UPSTATE	11/20/19	*	25	2	8	.250	0	2	.000	2	2	1.000	2	4	6	9.4	2	0	0	2	1	0	6	10.6
AKRON	11/24/19	*	21	6	9	.667	1	2	.500	4	7	.571	2	3	5	8.7	3	0	0	1	2	0	17	11.7
vs Western Ky.	11/29/19	*	19	2	5	.400	0	0	.000	2	3	.667	1	2	3	7.9	2	0	1	0	0	1	6	10.9
MICHIGAN	12/03/19	*	26	5	10	.500	2	5	.400	1	2	.500	3	7	10	8.1	2	0	0	1	1	0	13	11.1
PITTSBURGH	12/06/19	*	19	3	6	.500	1	1	1.000	0	0	.000	1	1	2	7.4	2	0	0	1	0	0	7	10.7
vs Texas Tech	12/10/19	*	21	4	8	.500	0	0	.000	2	2	1.000	2	4	6	7.3	1	0	0	3	1	0	10	10.6
Eastern Kentucky	12/14/19	*	20	9	10	.900	0	0	.000	5	6	.833	2	5	7	7.3	3	0	1	1	1	1	23	11.7
MIAMI (OH)	12/18/19	*	17	1	3	.333	0	0	.000	2	2	1.000	1	6	7	7.3	1	0	1	1	0	0	4	11.1

23 Steven Enoch Statistics at Louisville

Year	GP	GS	Min	Avg	FG	FGA	Pct	3FG	3FGA	Pct	FT	FTA	Pct	OReb	DReb	Reb	Avg	PF	FO	Ast	TO	Blk	Stl	Pts	Avg
2018-19	34	14	654	19.2	122	231	.528	14	39	.359	63	77	.818	51	126	177	5.2	86	2	6	35	22	6	321	9.4
2019-20	12	12	260	21.7	54	95	.568	4	15	.267	21	29	.724	22	65	87	7.3	24	0	5	15	12	2	133	11.1
TOTAL	46	26	914	19.9	176	326	.540	18	54	.333	84	106	.792	73	191	264	5.7	110	2	11	50	34	8	454	9.9

24 Dwayne Sutton

F 6-5 220 R-Sr. - 2L Louisville, Ky. (UNC Asheville)

- Scored 11 points against ECU, surpassing 1,000 career points. He now has 1,009 points for his career (601 at Louisville, 408 at UNC Asheville).
- Ranks fifth in the ACC in rebounding with 8.7 per game and is fifth in offensive rebounds (3.17). He has pulled down double-digit rebounds in five of his last 10 games, including 11 against No. 4 Michigan.
- Matched his career-high with 15 rebounds and three blocked shots while playing a season-high 36 minutes against Miami (Ohio), adding eight points and dishing out four assists.
- Ranks 38th in the nation in effective field goal percentage by KenPom.
- Sutton's career-high matching 15 rebounds against USC Upstate were the most by a Cardinal since Ray Spalding pulled down 16 against Grand Canyon on Dec. 23, 2017. His 29 rebounds in that game and 14 vs. Akron combined was the most for a Cardinal since Chinanu Onuaku grabbed as many against Wake Forest (15) and NC State (14) on Jan. 3 and 7, 2016.
- Recorded his first double-double of the season with 14 points and 10 rebounds against Indiana State. Has two double-doubles this season (10 points and 14 rebounds against Akron).
- Earned a bachelor of arts degree in sport administration from UofL in 2019 and is playing his final year working on a master's degree in sport administration.
- Listed second in a preseason rank of 2019-20 "Glue Guys" by NCAA.com.
- Has seven career double-doubles and has scored in double digits 25 times with the Cardinals.
- Scored a career-high 19 points against North Carolina in Louisville last season while matching a career-high four three-pointers made.
- Named ACC Player of the Week for games Jan. 7-13, 2019.
- Scored 17 points at North Carolina last year, dished out a career-high seven assists and added 10 rebounds and four steals with no turnovers in 38 minutes.
- Redshirted the 2016-17 season as a walk-on after transferring to Louisville following his freshman year at UNC Asheville. He earned a scholarship for the 2017-18 season.
- Was UNC Asheville's second-leading scorer and top rebounder in 2015-16, averaging 12.0 points and 7.7 rebounds as a freshman. He scored in double digits on 21 occasions and grabbed eight or more rebounds in 16 games.
- Earned Big South Tournament MVP when he produced season highs of 25 points and 18 rebounds against Winthrop in the championship game of the Big South Tournament.
- Born Feb. 26, 1997 ... Major is sport administration (master's).



24 Dwayne Sutton		
Games With ...	Season	Career
Double-Figure scoring.....	6	25
5 or more rebounds.....	11	51
4 or more assists.....	3	10
A blocked shot.....	5	21
A steal.....	7	48
A three-pointer.....	7	33
20+ points.....	0	0

24 Dwayne Sutton Season Highs

- Points..... 16 vs. Miami (11/5)
- Reb. 15 vs. USC Upstate (11/20)
vs. Miami (OH) (12/18)
- Asst..... 5 vs. Pittsburgh (12/6)
- Blocks.... 3 vs. Miami (OH) (12/18)
- Steals.... 2 (4 times, *latest*: vs. Eastern Ky. (12/14))
- FGM..... 6 vs. Miami (11/5)
vs. Western Ky. (11/29)
- FGA..... 10 vs. Western Ky. (11/29)
vs. Miami (OH) (12/18)
- 3FGM..... 2 (3 times, *latest*: vs. Western Ky. (11/29))
- 3FGA..... 4 vs. Western Ky. (11/29)
- FT..... 5 vs. Akron (11/24)
- FTA..... 6 vs. Miami (11/5)
vs. Akron (11/24)

24 Dwayne Sutton Career Highs at UofL

- Points..... 19 vs. North Carolina (2/2/19)
- Reb. 15 vs. USC Upstate (11/20/19)
vs. Miami (OH) (12/18/19)
- Asst..... 7 vs. North Carolina (1/12/19)
- Blocks.... 3 vs. Florida State (3/7/18)
vs. Miami (OH) (12/18/19)
- Steals.... 4 vs. North Carolina (1/12/19)
- FGM..... 7 vs. North Carolina (2/2/19)
- FGA..... 12 vs. North Carolina (2/2/19)
- 3FGM..... 4 (4 times, *latest*: vs. North Carolina. 3/14/19)
- 3FGA..... 9 vs. North Carolina (3/14/19)
- FT..... 7 vs. Wake Forest (1/30/19)
- FTA..... 8 (3 times, *latest*: vs. Wake Forest, 1/30/19)

24 Dwayne Sutton Game-by-Game

Opponent	Date	GS	Min	FG	FGA	3-Point		FT	FTA	Rebounds				PF	FO	A	TO	Blk	Stl	Pts	Avg	
						Pct	FG			FGA	Pct	Pct	Off									Def
at Miami (FL)	11/05/19	*	28	6	7	.857	0	0	.000	4	6	.667	3	2	5	5.0	0	0	1	0	2	16.0
YOUNGSTOWN ST	11/10/19	*	31	1	3	.333	0	2	.000	0	0	.000	0	3	3	4.0	1	0	1	2	1	9.0
INDIANA STATE	11/13/19	*	31	5	6	.833	2	21	.000	2	3	.667	3	7	10	6.0	2	0	1	2	0	10.7
N.C. CENTRAL	11/17/19	*	29	5	6	.833	2	3	.667	0	0	.000	0	5	5	5.8	2	0	1	0	1	11.0
USC UPSTATE	11/20/19	*	34	3	4	.750	1	2	.500	2	2	1.000	7	8	15	7.6	2	0	4	0	1	10.6
AKRON	11/24/19	*	32	2	3	.667	1	2	.500	5	6	.833	7	7	14	8.7	2	0	1	1	0	10.5
vs Western Ky.	11/29/19	*	32	6	10	.600	2	4	.500	1	2	.500	4	3	7	8.4	1	0	0	0	0	11.1
MICHIGAN	12/03/19	*	35	1	3	.333	0	1	.000	2	4	.500	2	9	11	8.8	1	0	0	0	1	4.0
PITTSBURGH	12/06/19	*	30	1	4	.250	1	3	.333	0	0	.000	3	2	5	8.3	2	0	5	0	1	9.4
vs Texas Tech	12/10/19	*	31	2	6	.333	0	2	.000	0	0	.000	2	7	9	8.4	3	0	3	3	0	8.9
Eastern Kentucky	12/14/19	*	28	3	4	.750	1	11	.000	4	4	1.000	3	2	5	8.1	3	0	3	4	0	9.1
MIAMI (OH)	12/18/19	*	36	4	10	.400	0	2	.000	0	0	.000	4	11	15	8.7	2	0	4	0	3	8.9

24 Dwayne Sutton Statistics at Louisville

Year	GP	GS	Min	Avg	FG	FGA	Pct	3FG	3FGA	Pct	FT	FTA	Pct	OReb	DReb	Reb	Avg	PF	FO	Ast	TO	Blk	Stl	Pts	Avg
2017-18	36	4	548	15.2	53	119	.445	17	48	.354	30	44	.682	40	104	144	4.0	70	1	21	17	13	30	153	4.3
2018-19	34	34	1069	31.4	113	262	.431	48	138	.348	66	88	.750	76	157	233	6.9	82	4	63	50	9	30	340	10.0
2019-20	12	12	377	31.4	39	66	.591	10	24	.417	20	27	.741	38	66	104	8.7	21	0	24	12	7	11	108	9.0
TOTAL	82	50	1994	24.3	205	447	.459	75	210	.357	116	159	.730	154	327	481	5.9	173	5	108	79	29	71	601	7.3

30 Ryan McMahon

G 6-0 185 R-Sr. - 3L Sarasota, Fla. (Cardinal Mooney HS)

■ Has made at least three 3-pointers in six of his first 12 games. He has improved his scoring average from a year ago (9.8 ppg; 7.2 ppg in 2018-19).

■ Played a career-high 36 minutes against Pitt while scoring 11 points and knocking down 3-of-6 from behind the arc.

■ Surpassed 600 points for his career (612) with seven points against Eastern Kentucky while dishing out a season-best six assists, the 10th game of his career with at least four.

■ Has 21 career double-figure scoring outings (612 points now). He has 145 career three-point goals, 24 short of the career top ten at UofL.

■ His .390 career three-point percentage (145-of-372) ranks seventh at Louisville.

■ Earned a bachelor of science degree in marketing from UofL in 2019 and is playing his final year while adding to that degree.

■ His current .911 career free throw percentage is a UofL record. He missed his first free throw of the season against Michigan after making 31 straight reaching back to last season.

■ Tied a career-high with five 3-pointers against USC Upstate, finishing with 15 points.

■ Ranks second in the ACC and 21st in the nation in three-point percentage (.463); 31 of his 35 field goals this season are three-pointers.

■ 53 of his 68 field goals last season were three-pointers.

■ Honored on the 2019 All-ACC Academic team.


■ Has 21 career double-figure scoring outing games.

■ Scored a career-high 24 points last year vs. No. 9 Michigan St., while knocking down 12-of-13 free throws (7-of-8 in overtime).

■ Handed out a career-best nine assists against Miami as a junior while scoring 12 points.

■ His father Dave played basketball at Valparaiso, his mother Kim played volleyball and his sister Hanna played volleyball at Jacksonville.

■ Born Sept. 22, 1996 ... Major is marketing, post baccalaureate.



30 Ryan McMahon

Games With ...	Season	Career
Double-Figure scoring.....	6	21
5 or more rebounds.....	0	0
4 or more assists.....	2	10
A blocked shot.....	1	9
A steal.....	6	35
A three-pointer.....	12	69
20+ points.....	0	1

30 Ryan McMahon Season Highs

Points..... 16 vs. Miami (11/5)
 vs. Youngstown St. (11/10)
 Reb. 3 vs. Youngstown St. (11/10)
 vs. Pittsburgh (12/6)
 Asst..... 6 vs. Eastern Ky. (12/14)
 Blocks 1 vs. Michigan (12/3)
 Steals 2 vs. Miami (11/5)
 vs. N.C. Central (11/17)
 FGM 6 vs. Miami (11/5)
 FGA 10 vs. Miami (11/5)
 3FGM 5 vs. USC Upstate (11/20)
 3FGA 8 vs. USC Upstate (11/20)
 FT..... 4 vs. Akron (11/24)
 FTA..... 4 vs. Akron (11/24)

30 Ryan McMahon Career Highs

Points..... 24 vs. Michigan State (11/27/18)
 Reb. 5 vs. Georgia Tech (2/8/18)
 Asst..... 9 vs. Miami (1/5/19)
 Blocks 1 (9 times, *latest*: vs. Michigan, 12/3/19)
 Steals 4 vs. Georgia Tech (2/8/18)
 FGM 6 vs. Miami (11/5/19)
 FGA 10 (4 times, *latest*: vs. Miami, 11/9/19)
 3FGM 5 (3 times, *latest*: vs. USC Upstate, 11/20/19)
 3FGA 9 vs. Miami (1/6/19)
 FT..... 12 vs. Michigan State (11/27/18)
 FTA..... 13 vs. Michigan State (11/27/18)

30 Ryan McMahon Game-by-Game

Opponent	Date	GS	Min	FG FGA	Pct	3-Point		FT	FTA	Pct	Rebounds			PF	FO	A	TO	Blk	Stl	Pts	Avg			
						FG	FGA				Off	Def	Tot											
at Miami (FL)	11/05/19	*	24	6	10	.600	4	7	.571	0	0	.000	0	0	0	0	0	0	2	16	16.0			
YOUNGSTOWN ST	11/10/19	*	30	5	9	.556	4	7	.571	2	2	1.000	0	3	3	1.5	1	0	2	1	0	16	16.0	
INDIANA STATE	11/13/19	*	28	3	5	.600	3	4	.750	0	0	.000	1	0	1	1.3	0	0	2	0	0	9	13.7	
N.C. CENTRAL	11/17/19	*	28	2	5	.400	2	4	.500	2	2	1.000	0	0	0	1.0	3	0	4	1	0	2	8	12.3
USC UPSTATE	11/20/19	*	30	5	8	.625	5	8	.625	0	0	.000	0	0	0	0.8	1	0	2	4	0	1	15	12.8
AKRON	11/24/19	*	27	2	6	.333	2	5	.400	4	4	1.000	0	0	0	0.7	1	0	2	2	0	0	10	12.3
vs Western Ky.	11/29/19	*	30	1	5	.200	1	4	.250	0	0	.000	0	2	2	0.9	1	0	1	0	0	1	3	11.0
MICHIGAN	12/03/19	*	35	1	8	.125	1	5	.200	1	2	.500	0	1	1	0.9	3	0	2	1	1	1	4	10.1
PITTSBURGH	12/06/19	*	36	3	6	.500	3	6	.500	2	2	1.000	0	3	3	1.1	0	0	2	2	0	1	11	10.2
vs Texas Tech	12/10/19	*	36	2	7	.286	2	6	.333	2	2	1.000	0	2	2	1.2	3	0	2	1	0	0	8	10.0
Eastern Kentucky	12/14/19	*	23	2	6	.333	1	4	.250	2	2	1.000	0	1	1	1.2	1	0	6	1	0	0	7	9.7
MIAMI (OH)	12/18/19	*	28	3	7	.429	3	7	.429	2	2	1.000	0	2	2	1.3	1	0	0	1	0	0	11	9.8

30 Ryan McMahon Statistics

Year	GP	GS	Min	Avg	FG	FGA	Pct	3FG	3FGA	Pct	FT	FTA	Pct	OReb	DReb	Reb	Avg	PF	FO	Ast	TO	Blk	Stl	Pts	Avg
2016-17	28	0	176	6.3	20	60	.333	19	52	.365	12	14	.857	2	12	14	0.5	30	0	17	10	2	6	71	2.5
2017-18	29	0	452	15.6	54	128	.422	42	103	.408	27	32	.844	5	27	32	1.1	48	0	44	30	2	25	177	6.1
2018-19	34	1	651	19.1	68	181	.376	53	150	.353	57	60	.950	3	33	36	1.1	49	0	60	41	4	15	246	7.2
2019-20	12	12	355	29.6	35	82	.427	31	67	.463	17	18	.944	1	14	15	1.3	16	0	27	14	1	8	118	9.8
TOTAL	103	13	1634	15.9	177	451	.392	145	372	.390	113	124	.911	11	86	97	0.9	143	0	148	95	9	54	612	5.9

33 Jordan Nwora

F 6-8 225 Jr. - 2L Buffalo, N.Y. (Vermont Academy)

■ Last name pronounced WOR-uh (silent N). He is the top-rated player in the nation in the KenPom Player of the Year standings through games of Dec. 18.

■ Topped 20 points in eight of his first 12 games and leads the ACC in scoring (21.2, 20th in the nation). He has 20 or more points in 21 games over the last two years.

■ His 254 points scored this season is the most by a Louisville player through 12 games over the last 20 seasons.

■ Honored as co-ACC Player of the Week for games Dec. 1-8 after averaged 20.5 points, 9.0 rebounds, 1.5 assists and 1.5 steals in victories over No. 4 Michigan and Pitt.

■ Matched a season-high 12 rebounds while scoring 22 points against fourth-ranked Michigan for his 11th career double-double. His rebound total was two less than his career-high.

■ Scored a season-high 28 points on 11-of-19 shooting against USC Upstate.

■ Opened the season with 23 points, 12 rebounds, two assists and two steals at Miami for his 10th career double-double (nine last year). He scored 18 of his 23 in the second half as the Cardinals built a 32-point lead.

■ His .393 career three-point percentage (131-of-333) ranks sixth at Louisville.

■ Recognized as one of the nation's top returning players, earning first-team preseason All-America honors from multiple entities.

■ Went through the NBA draft evaluation process while declaring for the draft but chose to return to college for his junior year.

■ Honored as the 2019 ACC Most Improved Player and earned third team All-ACC honors. He was UofL's top scorer (17.0 ppg, seventh in the ACC) and rebounder (7.6, ninth in the ACC) as a sophomore.

■ Most improved scorer in the ACC and third in the nation in 2018-19, rising 11.3 points from his freshman season.

■ Scored in double digits in 31 of 34 games as a sophomore.

■ Honored on the 2019 All-ACC Academic team, his second straight year to receive the recognition.

■ Totaled a career-high 32 points while pulling down 10 rebounds vs. Boston College as a sophomore last season.

■ Coached by his father when he played for the Nigerian national team in the 2019 FIBA World Cup in China. He averaged 11.0 points, 3.5 rebounds and 3.0 steals in two games before an ankle injury stopped his play.

■ His sister Ronni is a freshman basketball player at Georgia Tech.

■ His father Alex Nwora has been the head men's basketball coach at Erie Community College in Buffalo, N.Y. since 1999.

■ Born Sept. 9, 1998 ... Major is exercise science.



33 Jordan Nwora

Games With ...	Season	Career
Double-Figure scoring....	12	52
5 or more rebounds	11	47
4 or more assists	0	3
A blocked shot	3	17
A steal	9	44
A three-pointer	12	51
20+ points	8	21

33 Jordan Nwora Season Highs

- Points..... 28 vs. USC Upstate (11/20)
- Reb. 12 vs. Miami (11/5), Michigan (12/3)
- Asst..... 3 vs. Texas Tech (12/10), E. Ky. (12/14)
- Blocks 1 (4 times, *latest*: vs. Pittsburgh (12/6))
- Steals 2 (4 times, *latest*: vs. Eastern Ky. (12/14))
- FGM 11 vs. USC Upstate (11/20)
- FGA 23 vs. Michigan (12/3)
- 3FGM 4 (3 times, *latest*: vs. Western Ky. (11/29))
- 3FGA 9 vs. Western Ky. (11/29)
- FT..... 9 vs. Indiana State (11/13)
- FTA..... 10 vs. Indiana State (11/13)

33 Jordan Nwora Career Highs

- Points..... 32 vs. Boston College (1/16/19)
- Reb. 14 vs. Indiana (12/8/18)
- Asst..... 4 (3 times, *latest*: vs. NC State (1/24/19))
- Blocks 2 vs. Clemson (2/16/19)
- Steals 4 vs. Georgia Tech (2/8/18)
- FGM 12 vs. Boston College (1/16/19)
- FGA 23 vs. Michigan (12/3/19)
- 3FGM 5 (4 times, *latest*: vs. Duke, 2/12/19)
- 3FGA 10 vs. Virginia (2/23/19)
- FT..... 9 vs. Indiana State (11/13/19)
- FTA..... 10 vs. NC State (1/24/19), Ind. St. (11/13/19)

■ Nwora Receiving 2019-20 Acclaim —

Louisville forward Jordan Nwora has received considerable acclaim this season. He has been named a first-team preseason All-American by the Associated Press, The Sporting News, CBS Sports, NBC Sports, Athlons, the Blue Ribbon Basketball Yearbook and a second team selection by Street & Smith's Basketball Yearbook. Nwora was honored as the preseason ACC Player of the Year in a vote of league media and several national publications.

Nwora is among 20 players on the pre-season watch list for the 2020 NABC Division I Player of the Year powered by ShotTracker. He is one of 50 players listed to watch during the season-long competition for the 2020 Citizen Naismith Trophy Men's Player of the Year honor presented by The Atlanta Tipoff Club.

Nwora is among the preseason top 50 watch list for the John Wooden Award presented by Wendy's, including the early front-runners for the Wooden Award All American Team and Most Outstanding Player Award. He is one of 40 players on the preseason watch list for the 2019-20 Lute Olson Award, presented annually to the nation's top Division I player.

Nwora is among 20 watch list members for the 2020 Julius Erving Small Forward of the Year Award, presented annually by the the Naismith Memorial Basketball Hall of Fame. Nwora was noted as the top small forward in the nation by NCAA.com's Andy Katz. Nwora is one of 46 players selected by the U.S. Basketball Writers Association for its initial watch list for the Oscar Robertson Trophy, presented to the men's national player of the year.

33 Jordan Nwora Game-by-Game

Opponent	Date	GS	Min	3-Point			Rebounds			Pct	FT	FTA	Pct	Off	Def	Tot	Avg	PF	FO	A	TO	Blk	Stl	Pts	Avg
				FG	FGA	Pct	FG	FGA	Pct																
at Miami (FL)	11/05/19	*	31	8	16	.500	4	6	.667	3	3	1.000	2	10	12	12.0	0	0	2	2	1	2	23	23.0	
YOUNGSTOWN ST	11/10/19	*	29	10	16	.625	1	4	.250	0	0	.000	1	5	6	9.0	2	0	0	2	0	0	21	22.0	
INDIANA STATE	11/13/19	*	26	5	10	.500	2	21	1.000	9	10	.900	2	3	5	7.7	3	0	2	2	0	0	21	21.7	
N.C. CENTRAL	11/17/19	*	20	5	10	.500	3	6	.500	4	4	1.000	1	2	3	6.5	2	0	0	1	0	1	17	20.5	
USC UPSTATE	11/20/19	*	32	11	19	.579	2	5	.400	4	6	.667	2	7	9	7.0	2	0	1	1	0	1	28	22.0	
AKRON	11/24/19	*	31	6	19	.316	4	8	.500	2	2	1.000	2	6	8	7.2	4	0	2	4	0	1	18	21.3	
vs Western Ky.	11/29/19	*	34	8	15	.533	4	9	.444	5	5	1.000	2	3	5	6.9	2	0	0	6	0	0	25	21.9	
MICHIGAN	12/03/19	*	36	9	23	.391	1	5	.200	3	5	.600	2	10	12	7.5	2	0	1	1	1	1	22	21.9	
PITTSBURGH	12/06/19	*	32	7	12	.583	2	5	.400	3	4	.750	0	6	6	7.3	2	0	2	1	1	2	19	21.6	
vs Texas Tech	12/10/19	*	36	4	16	.250	1	7	.143	5	7	.714	1	8	9	7.5	2	0	3	4	0	2	14	20.8	
Eastern Kentucky	12/14/19	*	31	10	14	.714	3	5	.600	3	3	1.000	3	4	7	7.5	0	0	3	0	0	2	26	21.3	
MIAMI (OH)	12/18/19	*	31	7	17	.412	2	8	.250	4	7	.571	2	6	8	7.5	2	0	1	4	0	1	20	21.2	

33 Jordan Nwora Statistics

Year	GP	GS	Min	Avg	FG	FGA	Pct	3FG	3FGA	Pct	FT	FTA	Pct	OReb	DReb	Reb	Avg	PF	FO	Ast	TO	Blk	Stl	Pts	Avg
2017-18	28	0	336	12.0	52	112	.464	25	57	.439	30	39	.769	15	47	62	2.2	35	0	11	23	3	17	159	5.7
2018-19	34	29	1085	31.9	198	444	.446	77	206	.374	104	136	.765	40	220	260	7.6	70	0	44	80	12	32	577	17.0
2019-20	12	12	369	30.8	90	187	.481	29	70	.414	45	56	.804	20	70	90	7.5	23	0	17	28	3	13	254	21.2
TOTAL	74	41	1790	24.2	340	743	.458	131	333	.393	179	231	.775	75	337	412	5.6	128	0	72	131	18	62	990	13.4



2019-20 Louisville Men's Basketball Combined Team Statistics

Game Records

Record	Overall	Home	Away	Neutral
ALL GAMES	11-1	9-0	1-0	1-1
CONFERENCE	2-0	1-0	1-0	0-0
NON-CONFERENCE	9-1	8-0	0-0	1-1

Score by Periods

Team	1st	2nd	OT	TOT
Louisville	460	460	0	920
Opponents	306	395	0	701

Team Box Score

No.	Player				Total		3-Point		F-Throw		Rebounds											
		GP-GS	MIN	AVG	FG-FGA	FG%	3FG-FGA	3FG%	FT-FTA	FT%	OFF	DEF	TOT	AVG	PF	DQ	A	TO	BLK	STL	PTS	AVG
33	NWORA, Jordan	12-12	369:07	30.8	90-187	.481	29-70	.414	45-56	.804	20	70	90	7.5	23	0	17	28	3	13	254	21.2
23	ENOCH, Steven	12-12	259:17	21.6	54-95	.568	4-15	.267	21-29	.724	22	65	87	7.3	24	0	5	15	12	2	133	11.1
30	MCMAHON, Ryan	12-12	353:33	29.5	35-82	.427	31-67	.463	17-18	.944	1	14	15	1.3	16	0	27	14	1	8	118	9.8
24	SUTTON, Dwayne	12-12	377:46	31.5	39-66	.591	10-24	.417	20-27	.741	38	66	104	8.7	21	0	24	12	7	11	108	9.0
5	WILLIAMS, Malik	8-0	131:42	16.5	20-37	.541	3-10	.300	18-27	.667	16	39	55	6.9	10	0	4	5	2	6	61	7.6
2	PERRY, Darius	12-12	278:08	23.2	28-65	.431	8-27	.296	5-7	.714	0	24	24	2.0	31	0	55	28	0	9	69	5.8
10	WILLIAMSON, Samuel	12-0	199:41	16.6	28-60	.467	3-13	.231	8-12	.667	12	30	42	3.5	21	0	8	14	3	2	67	5.6
0	KIMBLE, Lamarr	12-0	223:44	18.6	15-44	.341	3-14	.214	18-22	.818	2	13	15	1.3	15	0	35	17	2	8	51	4.3
13	JOHNSON, David	8-0	58:46	7.3	11-18	.611	2-5	.400	2-5	.400	2	8	10	1.3	9	0	4	5	1	0	26	3.3
11	SLAZINSKI, Quinn	10-0	32:47	3.3	2-6	.333	2-4	.500	6-8	.750	2	6	8	0.8	3	0	3	3	0	0	12	1.2
22	IGIEHON, Aidan	11-0	59:22	5.4	5-8	.625	0-0	.000	1-6	.167	2	15	17	1.6	12	0	0	4	2	0	11	1.0
20	NICKELBERRY, Josh	10-0	50:24	5.0	1-8	.125	1-6	.167	6-6	1.000	1	2	3	0.3	2	0	1	1	0	0	9	0.9
1	ODDO, Keith	4-0	04:27	1.1	0-0	.000	0-0	.000	1-2	.500	0	0	0	0.0	3	0	0	0	0	0	1	0.3
4	WILLIAMS, Grant	1-0	00:38	0.6	0-0	.000	0-0	.000	0-0	.000	0	0	0	0.0	0	0	0	0	0	0	0	0.0
12	ORBAUGH, Hogan	1-0	00:38	0.6	0-0	.000	0-0	.000	0-0	.000	0	0	0	0.0	0	0	0	0	0	0	0	0.0
Team											4	12	16					3				
Total		12			328-676	.485	96-255	.376	168-225	.747	122	364	486	40.5	190	0	183	150	33	59	920	76.7
Opponents		12			251-717	.350	78-292	.267	121-173	.699	128	259	387	32.3	204	-	117	135	22	67	701	58.4

Team Statistics

	LOU	OPP
Scoring	920	701
Points per game	76.7	58.4
Scoring margin	+18.3	-
Field goals-att	328-676	251-717
Field goal pct	.485	.350
3 point fg-att	96-255	78-292
3-point FG pct	.376	.267
3-pt FG made per game	8.0	6.5
Free throws-att	168-225	121-173
Free throw pct	.747	.699
F-Throws made per game	14.0	10.1
Rebounds	486	387
Rebounds per game	40.5	32.3
Rebounding margin	+8.2	-
Assists	183	117
Assists per game	15.3	9.8
Turnovers	150	135
Turnovers per game	12.5	11.3
Turnover margin	-1.2	-
Assist/turnover ratio	1.2	0.9
Steals	59	67
Steals per game	4.9	5.6
Blocks	33	22
Blocks per game	2.8	1.8
Winning streak	2	-
Home win streak	9	-
Attendance	144294	7576
Home games-Avg/Game	9-16033	1-7576
Neutral site-Avg/Game	-	2-6432

Team Results

Date	Opponent		Score	Att.
11/05/19	at Miami (FL)	W	87-74	7576
11/10/19	Youngstown St.	W	78-55	14761
11/13/19	Indiana St.	W	91-62	14808
11/17/19	N.C. Central	W	87-58	14874
11/20/19	USC Upstate	W	76-50	14410
11/24/19	Akron	W	82-76	14889
11/29/19	vs Western Ky.	W	71-54	12863
12/03/19	Michigan	W	58-43	21674
12/06/19	Pittsburgh	W	64-46	17249
12/10/19	vs Texas Tech	L	57-70	0
12/14/19	Eastern Ky.	W	99-67	16185
12/18/19	Miami (OH)	W	70-46	15444



2019-20 Louisville Men's Basketball Combined Team Statistics Specific games

Game Records

Record	Overall	Home	Away	Neutral
ALL GAMES	2-0	1-0	1-0	0-0
CONFERENCE	2-0	1-0	1-0	0-0
NON-CONFERENCE	0-0	0-0	0-0	0-0

Score by Periods

Team	1st	2nd	OT	TOT
Louisville	80	71	0	151
Opponents	47	73	0	120

Team Box Score

No.	Player	Total			3-Point		F-Throw		Rebounds				Other Stats									
		GP-GS	MIN	AVG	FG-FGA	FG%	3FG-FGA	3FG%	FT-FTA	FT%	OFF	DEF	TOT	AVG	PF	DQ	A	TO	BLK	STL	PTS	AVG
33	NWORA, Jordan	2-2	63:13	31.6	15-28	.536	6-11	.545	6-7	.857	2	16	18	9.0	2	0	4	3	2	4	42	21.0
30	MCMAHON, Ryan	2-2	59:26	29.7	9-16	.563	7-13	.538	2-2	1.000	0	3	3	1.5	1	0	4	2	0	3	27	13.5
5	WILLIAMS, Malik	1-0	20:08	20.1	5-8	.625	1-3	.333	2-2	1.000	3	8	11	11.0	0	0	1	1	0	0	13	13.0
24	SUTTON, Dwayne	2-2	57:41	28.8	7-11	.636	1-3	.333	4-6	.667	6	4	10	5.0	2	0	6	0	1	2	19	9.5
23	ENOCH, Steven	2-2	37:34	18.8	8-13	.615	1-2	.500	1-2	.500	4	10	14	7.0	4	0	0	1	1	0	18	9.0
10	WILLIAMSON, Samuell	2-0	40:05	20.0	8-13	.615	2-4	.500	0-1	.000	3	5	8	4.0	6	0	2	4	0	0	18	9.0
0	KIMBLE, Lamarr	2-0	39:00	19.5	3-8	.375	1-3	.333	2-4	.500	0	0	0	0.0	4	0	4	6	1	2	9	4.5
2	PERRY, Darius	2-2	50:03	25.0	2-11	.182	1-6	.167	0-0	.000	0	5	5	2.5	5	0	9	5	0	0	5	2.5
11	SLAZINSKI, Quinn	2-0	07:52	3.9	0-2	.000	0-0	.000	0-0	.000	0	1	1	0.5	2	0	1	0	0	0	0	0.0
22	IGIEHON, Aidan	2-0	12:57	6.5	0-2	.000	0-0	.000	0-0	.000	0	0	0	0.0	3	0	0	2	1	0	0	0.0
1	ODDO, Keith	1-0	00:30	0.5	0-0	.000	0-0	.000	0-0	.000	0	0	0	0.0	0	0	0	0	0	0	0	0.0
20	NICKELBERRY, Josh	2-0	10:23	5.2	0-0	.000	0-0	.000	0-0	.000	0	0	0	0.0	0	0	0	0	0	0	0	0.0
13	JOHNSON, David	1-0	01:07	1.1	0-0	.000	0-0	.000	0-0	.000	0	0	0	0.0	0	0	0	0	0	0	0	0.0
Team												3	3					2				
Total		2	400		57-112	.509	20-45	.444	17-24	.708	18	55	73	36.5	29	0	31	26	6	11	151	75.5
Opponents		2	400		50-122	.410	13-36	.361	7-17	.412	22	42	64	32.0	29	-	22	22	5	11	120	60.0

Team Statistics

	LOU	OPP
Scoring	151	120
Points per game	75.5	60.0
Scoring margin	+15.5	-
Field goals-att	57-112	50-122
Field goal pct	.509	.410
3 point fg-att	20-45	13-36
3-point FG pct	.444	.361
3-pt FG made per game	10.0	6.5
Free throws-att	17-24	7-17
Free throw pct	.708	.412
F-Throws made per game	8.5	3.5
Rebounds	73	64
Rebounds per game	36.5	32.0
Rebounding margin	+4.5	-
Assists	31	22
Assists per game	15.5	11.0
Turnovers	26	22
Turnovers per game	13.0	11.0
Turnover margin	-2.0	-
Assist/turnover ratio	1.2	1.0
Steals	11	11
Steals per game	5.5	5.5
Blocks	6	5
Blocks per game	3.0	2.5
Winning streak	9	-
Home win streak	7	-
Attendance	17249	7576
Home games-Avg/Game	1-17249	1-7576
Neutral site-Avg/Game	-	0-0

Team Results

Date	Opponent		Score	Att.
11/05/2019	at Miami (FL)	W	87-74	7576
12/06/2019	Pittsburgh	W	64-46	17249

2019-20 Louisville Men's Basketball Game-by-Game Individual Highs

Game-by-Game Individual Highs

Opponent	Date	Score	Margin	Points	Rebounds	Assists	Steals	Blocked shots
at Miami (Fla.) *	11/5/19	87-74	+13	23 Jordan Nwora	12 Steven Enoch	4 Darius Perry	2 Fresh Kimble 2 Ryan McMahon 2 Jordan Nwora 2 Dwayne Sutton	1 Steven Enoch 1 Aidan Igiehon 1 Fresh Kimble 1 Jordan Nwora
YOUNGSTOWN STATE +	11/10/19	78-55	+23	21 Jordan Nwora	14 Steven Enoch	12 Darius Perry	2 Dwayne Sutton	3 Steven Enoch
INDIANA STATE	11/13/19	91-62	+29	21 Jordan Nwora	10 Steven Enoch 10 Dwayne Sutton	4 Samuel Williamson	2 Dwayne Sutton 1 Darius Perry 1 Lamarr Kimble 1 Samuel Williamson	2 Steven Enoch
N CAROLINA CENTRAL +	11/17/19	87-58	+29	17 Jordan Nwora	7 Aidan Igiehon	7 Darius Perry	2 Ryan McMahon	1 Dwayne Sutton 1 Aidan Igiehon
USC UPSTATE +	11/20/19	76-50	+26	28 Jordan Nwora	15 Dwayne Sutton	9 Darius Perry	1 by six players	1 Steven Enoch
AKRON +	11/24/19	82-76	+6	18 Jordan Nwora	14 Dwayne Sutton	3 Darius Perry	2 Dwayne Sutton 2 Malik Williams	2 Steven Enoch
Western Kentucky #	11/29/19	71-54	+17	25 Jordan Nwora	9 Malik Williams	4 Fresh Kimble	2 Darius Perry	1 Samuel Williamson
MICHIGAN @	12/3/19	58-43	+15	22 Jordan Nwora	12 Jordan Nwora	3 Fresh Kimble	2 Fresh Kimble	1 Steven Enoch 1 Jordan Nwora 1 Dwayne Sutton
PITTSBURGH *	12/6/19	64-46	+18	19 Jordan Nwora	11 Malik Williams	5 Darius Perry 5 Dwayne Sutton	2 Jordan Nwora	1 Jordan Nwora 1 Dwayne Sutton
Texas Tech	12/10/19	57-70	-13	14 Jordan Nwora	9 Dwayne Sutton 9 Jordan Nwora	3 Dwayne Sutton 3 Jordan Nwora	2 Jordan Nwora 2 Fresh Kimble	1 Steven Enoch 1 Malik Williams
EASTERN KENTUCKY	12/14/19	99-67	+32	26 Jordan Nwora	7 Jordan Nwora 7 Steven Enoch	6 Ryan McMahon	2 Jordan Nwora 2 Dwayne Sutton	1 Steven Enoch 1 Fresh Kimble
MIAMI (OHIO)	12/18/19	70-46	+24	20 Jordan Nwora	15 Dwayne Sutton	5 Darius Perry	1 Jordan Nwora 1 Darius Perry	3 Dwayne Sutton

Upcoming Games:

at Kentucky	12/28/19
FLORIDA STATE *	1/4/19
MIAMI (FL) *	1/7/19
at Notre Dame *	1/11/19
at Pittsburgh *	1/14/19

* Atlantic Coast Conference game

+ Global Sports Shootout, Louisville, Ky.

played in Bridgestone Arena, Nashville, Tenn.

@ Big 10/ACC Challenge, Louisville, Ky.

~ Jimmy V Classic, Madison Square Garden, N.Y., N.Y.

Team Box Score Extended

No.	Player	Total			3-Point		F-Throw		Rebounds				PF		DQ		A		TO		A/TO		BLK		BLK/G		STL		STL/G		PTS		AVG	
		GP-GS	MIN	AVG	FG-FGA	FG%	3FG-FGA	3FG%	FT-FTA	FT%	OFF	DEF	TOT	AVG	PF	DQ	A	A/G	TO	TO/G	A/TO	BLK	BLK/G	STL	STL/G	PTS	AVG							
33	NWORA, Jordan	12-12	369:07	30.8	90-187	.481	29-70	.414	45-56	.804	20	70	90	7.5	23	0	17	1.42	28	2.33	0.61	3	0.25	13	1.08	254	21.2							
23	ENOCH, Steven	12-12	259:17	21.6	54-95	.568	4-15	.267	21-29	.724	22	65	87	7.3	24	0	5	0.42	15	1.25	0.33	12	1.00	2	0.17	133	11.1							
30	MCMAHON, Ryan	12-12	353:33	29.5	35-82	.427	31-67	.463	17-18	.944	1	14	15	1.3	16	0	27	2.25	14	1.17	1.93	1	0.08	8	0.67	118	9.8							
24	SUTTON, Dwayne	12-12	377:46	31.5	39-66	.591	10-24	.417	20-27	.741	38	66	104	8.7	21	0	24	2.00	12	1.00	2.00	7	0.58	11	0.92	108	9.0							
5	WILLIAMS, Malik	8-0	131:42	16.5	20-37	.541	3-10	.300	18-27	.667	16	39	55	6.9	10	0	4	0.50	5	0.63	0.80	2	0.25	6	0.75	61	7.6							
2	PERRY, Darius	12-12	278:08	23.2	28-65	.431	8-27	.296	5-7	.714	0	24	24	2.0	31	0	55	4.58	28	2.33	1.96	0	0.00	9	0.75	69	5.8							
10	WILLIAMSON, Samuel	12-0	199:41	16.6	28-60	.467	3-13	.231	8-12	.667	12	30	42	3.5	21	0	8	0.67	14	1.17	0.57	3	0.25	2	0.17	67	5.6							
0	KIMBLE, Lamarr	12-0	223:44	18.6	15-44	.341	3-14	.214	18-22	.818	2	13	15	1.3	15	0	35	2.92	17	1.42	2.06	2	0.17	8	0.67	51	4.3							
13	JOHNSON, David	8-0	58:46	7.3	11-18	.611	2-5	.400	2-5	.400	2	8	10	1.3	9	0	4	0.50	5	0.63	0.80	1	0.13	0	0.00	26	3.3							
11	SLAZINSKI, Quinn	10-0	32:47	3.3	2-6	.333	2-4	.500	6-8	.750	2	6	8	0.8	3	0	3	0.30	3	0.30	1.00	0	0.00	0	0.00	12	1.2							
22	IGIEHON, Aidan	11-0	59:22	5.4	5-8	.625	0-0	.000	1-6	.167	2	15	17	1.5	12	0	0	0.00	4	0.36	0.00	2	0.18	0	0.00	11	1.0							
20	NICKELBERRY, Josh	10-0	50:24	5.0	1-8	.125	1-6	.167	6-6	1.000	1	2	3	0.3	2	0	1	0.10	1	0.10	1.00	0	0.00	0	0.00	9	0.9							
1	ODDO, Keith	4-0	04:27	1.1	0-0	.000	0-0	.000	1-2	.500	0	0	0	0.0	3	0	0	0.00	0	0.00	0.00	0	0.00	0	0.00	1	0.3							
12	ORBAUGH, Hogan	1-0	00:38	0.6	0-0	.000	0-0	.000	0-0	.000	0	0	0	0.0	0	0	0	0.00	0	0.00	0.00	0	0.00	0	0.00	0	0.0							
4	WILLIAMS, Grant	1-0	00:38	0.6	0-0	.000	0-0	.000	0-0	.000	0	0	0	0.0	0	0	0	0.00	0	0.00	0.00	0	0.00	0	0.00	0	0.0							
Total		12	2400		328-676	.485	96-255	.376	168-225	.747	122	364	486	40.5	190	0	183	15.25	150	12.50	1.22	33	2.75	59	4.92	920	76.7							
Opponents		12	2400		251-717	.350	78-292	.267	121-173	.699	128	259	387	32.3	204	-	117	9.75	135	11.25	0.87	22	1.83	67	5.58	701	58.4							

Score by Periods

Team	1st	2nd	OT	TOT
Louisville	460	460	0	920
Opponents	306	395	0	701

2019-20 Louisville Men's Basketball Game-by-Game Team Statistics

Teams	FG-FGA	Pct	3Pt-Att	Pct	FT-FTA	Pct	O	D	Reb	PF-D	Asst	TO	Blk	Stl	1H	2H	OT	TOT
Miami	30-69	.435	10-24	.417	4-11	.364	13	22	35	13-0	12	10	4	6	26	48		74
LOUISVILLE	34-63	.531	9-19	.474	10-14	.714	10	30	40	17-0	14	13	4	8	45	42		87
Youngstown State	21-67	.313	5-27	.185	8-16	.500	19	27	46	13-0	5	11	1	4	31	24		55
LOUISVILLE	33-65	.508	7-22	.318	5-6	.833	6	32	38	11-0	22	6	5	3	38	40		78
Indiana State	19-56	.339	10-26	.385	14-17	.824	8	13	21	10-0	10	11	1	7	26	36		62
LOUISVILLE	31-53	.585	9-17	.529	20-25	.800	11	31	42	20-0	16	15	3	3	47	44		91
North Carolina Central	19-57	.333	6-26	.231	14-25	.560	15	13	28	22-0	9	10	0	5	19	39		58
LOUISVILLE	30-45	.667	10-21	.476	17-25	.680	5	26	31	22-0	20	11	2	3	43	44		87
USC Upstate	16-49	.327	9-24	.375	9-11	.818	5	17	22	12-0	8	12	0	7	28	22		50
LOUISVILLE	29-57	.509	9-21	.429	9-12	.750	11	29	40	11-0	22	11	1	6	34	42		76
Akron	27-67	.403	9-30	.300	13-15	.867	9	27	36	22-1	13	11	2	5	31	45		76
LOUISVILLE	26-62	.419	9-25	.360	21-30	.700	15	33	48	20-0	11	14	2	6	47	35		82
Western Kentucky	20-54	.370	1-17	.059	13-14	.929	8	17	25	15-0	6	11	5	5	23	31		54
LOUISVILLE	23-52	.442	7-22	.318	18-20	.900	12	27	39	15-0	10	14	1	6	37	34		71
Michigan	15-58	.259	3-19	.158	10-15	.667	9	32	41	14-0	6	10	3	4	18	25		43
LOUISVILLE	22-60	.367	4-19	.211	10-18	.556	11	37	48	16-0	8	8	4	6	28	30		58
Pittsburgh	20-53	.377	3-12	.250	3-6	.500	9	20	29	17-2	10	12	1	5	21	25		46
LOUISVILLE	23-49	.469	11-26	.423	7-10	.700	8	25	33	12-0	17	13	2	3	35	29		64
Texas Tech	23-58	.397	7-27	.259	17-11	.773	7	33	40	18-0	15	14	4	8	31	39		70
LOUISVILLE	18-53	.340	3-17	.176	18-25	.720	7	31	38	20-0	10	19	2	6	28	29		57
Eastern Kentucky	23-63	.365	9-27	.333	12-15	.800	16	8	24	20-1	12	14	0	8	32	35		67
LOUISVILLE	34-54	.630	9-19	.474	22-23	.957	12	23	35	14-0	22	16	2	7	50	49		99
Miami (Ohio)	18-66	.273	6-33	.182	4-6	.667	10	30	40	19-0	11	9	1	3	20	26		46
LOUISVILLE	25-63	.397	9-27	.333	11-17	.647	14	40	54	13-0	11	10	5	2	28	42		70

Specialty Stats Game-by-Game (UL/Opp)

Opponent	Date	Paint	Off TO	2nd Chnc	Fast Brk	Bench	Opponent	Date	Paint	Off TO	2nd Chnc	Fast Brk	Bench
Miami	11/5/19	42/28	18/13	16/11	13/6	19/20	Western Kentucky	11/29/19	26/26	11/18	16/6	6/9	16/12
Youngstown State	11/10/19	34/28	13/4	4/25	13/0	12/20	Michigan	12/3/19	22/16	9/7	12/4	7/2	11/6
Indiana State	11/13/19	32/12	16/18	16/7	3/5	36/20	Pittsburgh	12/6/19	24/22	14/12	10/8	4/4	21/5
North Carolina Central	11/17/19	32/24	9/11	8/15	6/2	24/11	Texas Tech	12/10/19	22/20	11/18	13/10	8/11	19/15
USC Upstate	11/20/19	36/10	10/10	11/5	13/0	15/19	Eastern Kentucky	12/14/19	42/18	34/18	14/8	12/0	27/20
Akron	11/24/19	30/32	13/19	13/7	9/0	19/28	Miami (Ohio)	12/18/19	26/16	5/11	13/8	7/2	19/24

2019-20 Louisville Men's Basketball Individual Points-Rebounds-Assists

Louisville Points-Rebounds-Assists

Opponent	Date	Score		0 KIMBLE,LAM	1 ODDO,KEITH	2 PERRY,DARI	4 WILLIAMS,G	5 WILLIAMS,M	10 WILLIAMSON
at Miami (FL)	11/05/19	87-74	W	6-0-3	DNP	2-3-4	DNP	DNP	13-5-1
Youngstown St.	11/10/19	78-55	W	0-0-5	0-0-0	10-5-12	DNP	DNP	6-5-2
Indiana St.	11/13/19	91-62	W	13-4-3	0-0-0	7-1-3	0-0-0	DNP	15-5-4
N.C. Central	11/17/19	87-58	W	8-3-5	1-0-0	11-2-7	DNP	DNP	9-3-0
USC Upstate	11/20/19	76-50	W	2-0-5	DNP	3-1-9	DNP	3-3-0	4-1-0
Akron	11/24/19	82-76	W	3-1-2	DNP	8-2-3	DNP	6-7-0	1-6-0
vs Western Ky.	11/29/19	71-54	W	4-2-4	DNP	6-2-2	DNP	8-9-1	2-4-0
Michigan	12/03/19	58-43	W	5-3-3	DNP	4-0-2	DNP	2-3-0	4-4-0
Pittsburgh	12/06/19	64-46	W	3-0-1	0-0-0	3-2-5	DNP	13-11-1	5-3-1
vs Texas Tech	12/10/19	57-70	L	4-0-2	DNP	2-1-0	DNP	9-5-0	2-2-0
Eastern Ky.	12/14/19	99-67	W	0-0-2	DNP	5-2-3	DNP	11-6-2	3-2-0
Miami (OH)	12/18/19	70-46	W	3-2-0	DNP	8-3-5	DNP	9-11-0	3-2-0
Opponent	Date	Score		11 SLAZINSKI,	12 ORBAUGH,HO	13 JOHNSON,DA	20 NICKELBERR	22 IGIEHON,AI	23 ENOCH,STEV
at Miami (FL)	11/05/19	87-74	W	0-1-1	DNP	DNP	0-0-0	0-0-0	11-12-0
Youngstown St.	11/10/19	78-55	W	6-1-0	DNP	DNP	0-0-0	0-1-0	17-14-0
Indiana St.	11/13/19	91-62	W	2-2-1	0-0-0	DNP	2-1-0	4-3-0	4-10-0
N.C. Central	11/17/19	87-58	W	0-2-1	DNP	DNP	3-0-0	3-7-0	15-5-2
USC Upstate	11/20/19	76-50	W	0-1-0	DNP	4-1-0	0-1-1	2-1-0	6-6-0
Akron	11/24/19	82-76	W	DNP	DNP	9-3-1	DNP	DNP	17-5-0
vs Western Ky.	11/29/19	71-54	W	0-0-0	DNP	0-1-1	2-1-0	0-1-0	6-3-1
Michigan	12/03/19	58-43	W	0-0-0	DNP	0-0-0	0-0-0	0-0-0	13-10-0
Pittsburgh	12/06/19	64-46	W	0-0-0	DNP	0-0-0	0-0-0	0-0-0	7-2-0
vs Texas Tech	12/10/19	57-70	L	DNP	DNP	4-1-0	DNP	0-1-0	10-6-0
Eastern Ky.	12/14/19	99-67	W	4-0-0	DNP	5-2-2	2-0-0	2-3-0	23-7-1
Miami (OH)	12/18/19	70-46	W	0-1-0	DNP	4-2-0	0-0-0	0-0-0	4-7-1
Opponent	Date	Score		24 SUTTON,DWA	30 MCMAHON,RY	33 NWORDA,JORD			
at Miami (FL)	11/05/19	87-74	W	16-5-1	16-0-2	23-12-2			
Youngstown St.	11/10/19	78-55	W	2-3-1	16-3-2	21-6-0			
Indiana St.	11/13/19	91-62	W	14-10-1	9-1-2	21-5-2			
N.C. Central	11/17/19	87-58	W	12-5-1	8-0-4	17-3-0			
USC Upstate	11/20/19	76-50	W	9-15-4	15-0-2	28-9-1			
Akron	11/24/19	82-76	W	10-14-1	10-0-2	18-8-2			
vs Western Ky.	11/29/19	71-54	W	15-7-0	3-2-1	25-5-0			
Michigan	12/03/19	58-43	W	4-11-0	4-1-2	22-12-1			
Pittsburgh	12/06/19	64-46	W	3-5-5	11-3-2	19-6-2			
vs Texas Tech	12/10/19	57-70	L	4-9-3	8-2-2	14-9-3			
Eastern Ky.	12/14/19	99-67	W	11-5-3	7-1-6	26-7-3			
Miami (OH)	12/18/19	70-46	W	8-15-4	11-2-0	20-8-1			

2019-20 Louisville Men's Basketball Team Superlatives

Louisville High	Louisville Low	Statistical Category	Opponent High	Opponent Low
99 vs. vs. Eastern Ky. (12/14)	57 vs. Texas Tech (12/10)	Points	76 by Akron (11/24)	43 by Michigan (12/3)
50 vs. Eastern Ky. (12/14)	28 three times <i>latest: vs. Miami (Ohio) (12/18)</i>	First Half Points	32 by Eastern Ky. (12/14)	18 by Michigan (12/3)
49 vs. Eastern Ky. (12/14)	29 vs. Pitt (12/6), Texas Tech	Second Half Points	48 by Miami (11/5)	22 by USC Upstate (11/20)
34 vs. Miami (11/5), Eastern Ky.	18 vs. Texas Tech (12/10)	Field Goals	30 by Miami (11/5)	15 by Michigan (12/3)
65 vs. Youngstown St. (11/10)	45 by N.C. Central (11/17)	Field Goal Attempts	69 by Miami (11/5)	49 by USC Upstate (11/20)
.667 vs. N.C. Central (11/17)	.340 vs. Texas Tech (12/10)	FG Percentage	.435 by Miami (11/5)	.259 by Michigan (12/3)
11 vs. Pittsburgh (12/6)	3 Texas Tech (12/10)	3-Point Field Goals	10 by Miami, Indiana St.	1 by Western Ky. (11/29)
27 vs. Miami (Ohio) (12/18)	17 vs. Indiana St. (11/13) vs. Texas Tech (12/10)	3-Point Field Goal Att.	33 by Miami (Ohio) (12/18)	12 by Pittsburgh (12/6)
.529 vs. Indiana St. (11/13)	.176 vs. Texas Tech (12/10)	3-Point FG Percentage	.417 by Miami (11/5)	.059 by Western Ky. (11/29)
22 vs. Eastern Ky. (12/14)	5 vs. Youngstown St. (11/10)	Free Throws	17 by Texas Tech (12/10)	3 by Pittsburgh (12/6)
30 vs. Akron (11/24)	6 vs. Youngstown St. (11/10)	Free Throw Attempts	25 by N.C. Central (11/17)	6 by Pitt (12/6), Miami (Ohio)
.957 vs. Eastern Ky. (12/14)	.556 vs. Michigan (12/3)	Free Throw Percentage	.929 by Western Ky. (11/29)	.364 by Miami (11/5)
15 vs. Akron (11/24)	5 vs. N.C. Central (11/17)	Offensive Rebounds	19 by Youngstown St. (11/10)	5 by USC Upstate (11/20)
40 vs. Miami (Ohio) (12/18)	25 vs. Pittsburgh (12/6)	Defensive Rebounds	33 by Texas Tech (12/10)	8 by Eastern Ky. (12/14)
54 vs. Miami (Ohio) (12/18)	31 vs. N.C. Central (11/17)	Total Rebounds	46 by Youngstown St. (11/10)	21 by Indiana St. (11/13)
22 vs. N.C. Central (11/17)	11 vs. Youngstown St. (11/10) vs. USC Upstate (11/20)	Fouls	22 by N.C. Central (11/17) by Akron (11/24)	12 by USC Upstate (11/20)
22 three times <i>latest: vs. Eastern Ky. (12/14)</i>	8 vs. Michigan (12/3)	Assists	15 by Texas Tech (12/10)	5 by Youngstown St. (11/10)
19 vs. Texas Tech (12/10)	6 vs. Youngstown St. (11/10)	Turnovers	14 by Eastern Ky., Texas Tech	9 by Miami (Ohio) (12/18)
5 vs. Youngstown St. (11/10) vs. Miami (Ohio) (12/18)	1 vs. USC Upstate (11/20) vs. Western Ky. (11/29)	Blocked Shots	5 by Western Ky. (11/29)	0 three times <i>latest: by Eastern Ky. (12/14)</i>
8 vs. Miami (11/5)	2 vs. Miami (Ohio) (12/18)	Steals	8 by Texas Tech (12/10) by Eastern Ky. (12/14)	3 by Miami (Ohio) (12/18)

2019-20 Louisville Men's Basketball Individual Superlatives

	Louisville	Opponent
Points	28 by Jordan Nwora vs. USC Upstate (11/20)	20 three times <i>latest: by L. Jackson & T. Cheese, Akron (11/24)</i>
Field Goals Made	11 by Jordan Nwora vs. USC Upstate (11/20)	8 by Loren Cristian Jackson, Akron (11/24)
Field Goals Attempted	23 by Jordan Nwora vs. Michigan (12/3)	18 by Jon Teske, Michigan (12/3)
Highest FG Pct. (min. 5 made)	.900 (9-10) by Steven Enoch vs. Eastern Ky. (12/14)	.625 (5-8) by Eric Hamilton, Pittsburgh (12/6)
3-Point Field Goals Made	5 by Ryan McMahon vs. USC Upstate (11/20)	6 by Channel Banks, Akron (11/24)
3-Point Field Goals Attempted	9 by Jordan Nwora vs. Western Ky. (11/29)	10 by Channel Banks, Akron (11/24) by Davide Moretti, Texas Tech (12/10)
3-Point FG Pct. (min. 3 made)	.750 (3-4) by Ryan McMahon vs. Indiana St. (11/13)	.600 (6-10) by Channel Banks, Akron (11/24)
Free Throws Made	9 by Jordan Nwora vs. Indiana St. (11/13)	8 by Davide Moretti, Texas Tech (12/10)
Free Throws Attempted	10 by Jordan Nwora vs. Indiana St. (11/13)	8 four times <i>latest: by Davide Moretti, Texas Tech (12/10)</i>
Free Throw Pct. (min. 8 made)	.900 (9-10) by Jordan Nwora vs. Indiana St. (11/13)	1000 by Davide Moretti, Texas Tech (12/10)
Offensive Rebounds	7 by Dwayne Sutton vs. USC Upstate (11/20), Akron (11/24)	5 by Jamir Thomas, Youngstown St. (11/10)
Defensive Rebounds	11 by Dwayne Sutton vs. Miami (Ohio) (12/18)	12 by Chris Clarke, Texas Tech (12/10)
Total Rebounds	15 by Dwayne Sutton vs. USC Upstate (11/20), Miami (Ohio) (12/18)	12 by Chris Clarke, Texas Tech (12/10)
Turnovers	6 by Jordan Nwora vs. Western Ky. (11/29) by Darius Perry vs. Texas Tech (12/10)	5 by Xavier Johnson, Pittsburgh (12/6)
Assists	12 by Darius Perry vs. Youngstown St. (11/10)	6 three times <i>latest: by Jomaru Brown, Eastern Ky. (12/14)</i>
Blocked Shots	3 by Steven Enoch vs. Youngstown St. (11/10) by Dwayne Sutton vs. Miami (Ohio) (12/18)	2 five times <i>latest: by Avery Benson, Texas Tech (12/10)</i>
Steals	2 15 times <i>latest: by Nwora & Sutton vs. Eastern Ky. (12/14)</i>	4 by Christian Williams, Indiana St. (11/13)
Minutes Played (regulation game)	36 three time <i>latest: by Dwayne Sutton vs. Miami (Ohio) (12/18)</i>	38 by Jibri Blount, N.C. Central (11/17)
Minutes Played (overtime game)	none	none

2019-20 Louisville Men's Basketball Miscellaneous Statistics

Louisville's Record When the Cardinals ...

Lead at halftime	11-0
Trail at halftime	0-1
Are tied at halftime	0-0
Shoot better from the field than opponent	11-0
Shoot worse from the field than opponent	0-1
Shoot 50 percent or better from the field	6-0
Shoot below 50 percent from the field	5-1
Opp. shoots 50 pct. or better from the field	0-0
Opp. shoots below 50 pct. from the field	11-1
Make 7 or fewer three-point goals	4-1
Make more than 7 three-point goals	7-0
Attempt 20 or fewer three-point goals	4-1
Attempt more than 20 three-point goals	7-0
Shoot more free throws than their opp.	9-1
Opponent shoots more free throws	1-0
Outrebound their opponent	10-0
Are outrebounded by their opponent	1-1
Bench outscores the opponent bench	6-1
Opponent bench outscores their bench	5-0
Commit fewer turnovers than their opp.	3-0
Commit more turnovers than their opp.	8-1
Commit same number of turnover as opp.	0-0
Commit 15 or fewer turnovers	10-0
Commit more than 15 turnovers	1-1
Lead with 5:00 Remaining	11-0
Trail with 5:00 Remaining	0-1
Tied with 5:00 Remaining	0-0
1-3 point margins	0-0
4-5 point margins	0-0
6-10 point margins	1-0
11-19 point margins	4-1
20 or more point margins	6-0
Overtime games	0-0
Vs. Top 25 teams	1-0
Home games	9-0
Away games	1-0
Neutral games	1-1
Score 59 or fewer points	1-1
Score 60-69 points	1-0
Score 70-79 points	4-0
Score 80-89 points	3-0
Score 90 or more points	2-0
Allow 59 or fewer points	7-0
Allow 60-69 points	2-0
Allow 70-79 points	2-1
Allow 80 or more points	0-0

Double-Doubles

Enoch	3	Nwora	2
Sutton	2	McMahon	1
Williams	1		

Points Off Turnovers

Louisville	163	Opponents	159
------------	-----	-----------	-----

Bench Scoring

Louisville	238 (19.8)	Opp.	200 (16.7)
------------	------------	------	------------

Rebounding Advantage

Louisville	10	Opponents	2
------------	----	-----------	---

Attendance

Home	144,294	(16,033 avg.)
Away	7,576	(7,576 avg.)
Neutral	23,808	(11,904 avg.)
Total	175,678	(14,640 avg.)

Double-Figure

Scoring Games

Nwora	12
Enoch	7
McMahon	6
Sutton	6
Perry	2
Williams	2
Williamson	2
Kimble	1

Games Leading

UofL in Scoring

Nwora	12
-------	----

Games Leading

UofL in Rebounding

Sutton	5
Enoch	4
Nwora	4
Williams	2
Igiehon	1

Games Leading

UofL in Assists

Perry	7
Kimble	2
Sutton	2
McMahon	1
Nwora	1
Williamson	1

Scored Louisville's

First Points

<i>Who</i>	
Enoch	4
Nwora	4
Perry	2
McMahon	1
Sutton	1
<i>How</i>	
3-Pointer	3
Jumper	3
Dunk	2
Layup	2
Free Throw	1
Hook Shot	1

Dunks 38

Nwora	13
Enoch	12
Williamson	5
Igiehon	3
Johnson	2
Williams	2
Sutton	1

Charges Taken 11

Perry	5
McMahon	4
Kimble	1
Williamson	1

Jump Balls Controlled

Louisville	11	(Enoch 11)
Opponents	1	

Starting Lineups

W-L	Forward	Forward	Center	Guard	Guard
11-1	Nwora	Sutton	Enoch	Perry	McMahon

Scoring Summary

	1st Half	2nd Half	OT	Total
Louisville	460	460	0	920
Opponents	306	395	0	701

Leads and Deficits

UL's Biggest Halftime Lead	24 vs. N.C. Central (11/17)
UL's Biggest Halftime Lead Blown	6 (34-28) vs. USC Upstate (11/20)
UL's Biggest Halftime Deficit	Overcome..... none
UL's Biggest 2nd Half Lead	33 (95-62) vs. Eastern Ky. (12/14)
UL's Biggest 2nd Half Lead Blown	6 (34-28) vs. USC Upstate (11/20)
UL's Biggest 2nd Half Deficit	15 (55-70) vs. Texas Tech (12/10)
UL's Biggest 2nd Half Deficit	Overcome..... 3 (40-43) vs. USC Upstate (11/20)
UL's Biggest Overall Lead	33 (95-62) vs. Eastern Ky. (12/14)
UL's Biggest Lead Blown	11 (21-10) vs. USC Upstate (11/20)
UL's Biggest Overall Deficit	15 (55-70) vs. Texas Tech (12/10)
UL's Biggest Deficit Overcome	7 (9-16) vs. Miami (11/5)

Home, Road and Half Statistics

Halftime Leads	UL 11, Opp 1, Tied 0
FG% in KFC Yum! Center	498 (253-508)
FG% Away from Home	446 (75-168)
3 Pt FG% in KFC Yum! Center	340 (67-197)
3 Pt FG% Away from Home	328 (19-58)
FT% in KFC Yum! Center	735 (122-166)
FT% Away from Home	780 (46-59)
Scoring Average	
in KFC Yum! Center	78.3 (705 pts.)
Scoring Avg. on the Road	71.7 (215 pts.)
Opp. Scoring Average	
in KFC Yum! Center	55.9 (503 pts.)
Opp. Scoring Average	
on the Road	66.0 (198 pts.)
Most 1st Half Points	50 vs. Eastern Ky. (12/14)
Most 2nd Half Points	49 vs. Eastern Ky. (12/14)
Fewest 1st Half Points	28 three times
	<i>latest:</i> vs. Miami (Ohio) (12/18)
Fewest 2nd Half Points	29 vs. Pittsburgh (12/6)
	vs. Texas Tech (12/10)
Largest Halftime Lead	24 vs. N.C. Central (11/17)
Largest Halftime Deficit	3 vs. Texas Tech (12/10)

2019-20 Box Scores

Louisville 75, Bellarmine 65 (exhibition) October 29, 2019 -- KFC YUM! CENTER

Louisville 75

Player	min	FG	3FG	FT	Reb	Ast	TO	BL	ST	PF	TP	
Williamson	f 32	6-13	2-4	3-3	9	1	2	0	1	1	17	
Nwora	f 38	10-21	5-11	3-4	5	5	4	2	3	3	28	
Sutton	c 33	7-12	0-3	4-4	13	2	2	0	1	3	18	
Perry	g 34	3-7	1-2	3-4	7	2	0	0	2	3	10	
McMahon	g 24	0-6	0-5	0-0	0	3	1	0	0	1	0	
Kimble	18	1-3	0-1	0-0	1	3	0	0	0	2	2	
Ighehon	7	0-0	0-0	0-0	0	0	2	1	0	3	0	
Slazinski	8	0-0	0-0	0-0	1	0	1	0	0	0	0	
Withers	1	0-1	0-1	0-0	1	0	0	0	0	1	0	
Nickelberry	5	0-1	0-1	0-0	0	0	0	0	0	0	0	
Team					3							
Totals	200	27-64	8-28	13-15	40	16	12	3	7	17	75	
Total FG%	1st H:	12-33	36.4%	2nd H:	15-31	48.4%	Game:	42.2%				
3-Pt. FG%	1st H:	4-16	25.0%	2nd H:	4-12	33.3%	Game:	28.6%				
FThrow %	1st H:	5-6	83.3%	2nd H:	8-9	88.9%	Game:	86.7%				

Bellarmine 65

Player	min	FG	3FG	FT	Reb	Ast	TO	BL	ST	PF	TP	
Weyer	f 29	5-12	3-7	2-2	5	2	0	1	1	1	15	
Cook	f 33	5-10	1-2	9-10	9	2	4	1	0	0	20	
Penn	g 27	5-6	0-0	2-4	2	1	4	0	0	4	12	
Fleming	g 31	2-7	1-5	0-0	0	0	1	1	1	4	5	
Bradshaw	g 15	0-4	0-1	2-2	1	2	1	0	0	2	2	
Claycomb	23	1-2	0-1	1-2	2	2	0	0	2	1	3	
Penny	22	3-6	0-1	0-0	4	0	2	0	0	2	6	
Betz	10	0-0	0-0	0-0	1	3	0	0	0	1	2	
Palombizio	6	0-0	0-0	2-2	1	0	0	0	0	0	2	
Tipton	2	0-0	0-0	0-0	0	0	0	0	0	0	0	
Pfriem	2	0-0	0-0	0-0	1	0	0	0	0	0	0	
Team					0							
Totals	200	21-47	5-17	18-22	26	12	12	3	5	16	65	
Total FG%	1st H:	11-26	42.3%	2nd H:	10-21	47.6%	Game:	44.7%				
3-Pt. FG%	1st H:	4-10	40.0%	2nd H:	1-7	14.3%	Game:	29.4%				
FThrow %	1st H:	9-10	90.0%	2nd H:	9-12	75.0%	Game:	81.8%				

Score by Periods	1st	2nd	Total	Attendance:
Bellarmine	35	30	65	15,009
Louisville	33	42	75	Ties: 10
				Lead Changes: 14

Louisville 87, Miami 74 November 5, 2019 -- Miami, Fla. (Watsco Center)

Louisville 87

Player	min	FG	3FG	FT	Reb	Ast	TO	BL	ST	PF	TP	
Sutton	f 28	6-7	0-0	4-6	5	1	0	0	2	0	16	
Nwora	f 31	8-16	4-6	3-3	12	2	2	1	2	0	23	
Enoch	c 19	5-7	0-1	1-2	12	0	0	1	0	2	11	
Perry	g 26	1-6	0-3	0-0	3	4	2	0	0	3	2	
McMahon	g 24	6-10	4-7	0-0	0	2	0	0	2	1	16	
Kimble	20	2-5	0-1	2-2	0	3	3	1	2	2	6	
Williamson	24	6-9	1-1	0-1	5	1	3	0	0	4	13	
Ighehon	12	0-1	0-0	0-0	0	0	2	1	0	3	0	
Nickelberry	9	0-0	0-0	0-0	0	0	0	0	0	0	0	
Slazinski	7	0-2	0-0	0-0	1	1	0	0	0	2	0	
Team					2		1					
Totals	200	34-63	9-19	10-14	40	14	13	4	8	17	87	
Total FG%	1st H:	17-32	53.1%	2nd H:	17-31	54.8%	Game:	54.0%				
3-Pt. FG%	1st H:	4-9	44.4%	2nd H:	5-10	50.0%	Game:	47.4%				
FThrow %	1st H:	7-10	70.0%	2nd H:	3-4	75.0%	Game:	71.4%				

Miami 74

Player	min	FG	3FG	FT	Reb	Ast	TO	BL	ST	PF	TP	
Wardenburg	f 22	1-3	0-0	0-0	4	1	1	2	0	1	2	
Miller	c 20	3-5	0-0	0-2	9	0	1	0	0	3	6	
Lykes	g 33	7-15	2-4	2-2	1	5	2	0	2	3	18	
Vasiljevic	g 33	6-10	4-7	0-0	4	3	0	0	0	0	16	
McGusty	g 24	5-13	2-5	0-0	2	1	2	0	1	2	12	
Wong	17	1-6	0-2	0-2	2	2	0	0	0	0	2	
Beverly	21	4-11	1-4	0-0	1	2	0	0	1	2	9	
Walker	18	3-6	1-2	2-4	5	0	1	0	0	2	9	
Gak	12	0-0	0-0	0-1	2	0	1	2	0	2	0	
Team					5							
Totals	200	30-69	10-24	4-11	35	12	10	4	6	13	74	
Total FG%	1st H:	12-34	35.3%	2nd H:	18-35	51.4%	Game:	43.5%				
3-Pt. FG%	1st H:	2-8	25.0%	2nd H:	8-16	50.0%	Game:	41.7%				
FThrow %	1st H:	0-0	0.0%	2nd H:	4-11	36.4%	Game:	36.4%				

Score by Periods	1st	2nd	Total	Attendance:
Miami	26	48	74	7,576
Louisville	45	42	87	Ties: 1
				Lead Changes: 3

Louisville 78, Youngstown State 55 November 10, 2019 -- KFC YUM! CENTER

Louisville 78

Player	min	FG	3FG	FT	Reb	Ast	TO	BL	ST	PF	TP	
Sutton	f 30	1-3	0-2	0-0	3	1	2	1	2	1	2	
Nwora	f 29	10-16	1-4	0-0	6	0	2	0	0	2	21	
Enoch	c 29	8-14	0-2	1-1	14	0	0	3	0	0	17	
Perry	g 27	4-7	0-2	2-3	5	12	1	0	1	1	10	
McMahon	g 31	5-9	4-7	2-2	3	2	1	0	0	1	16	
Kimble	16	0-6	0-2	0-0	0	5	0	0	0	1	0	
Williamson	23	3-8	0-1	0-0	5	2	0	1	0	1	6	
Ighehon	5	0-0	0-0	0-0	1	0	0	0	0	4	0	
Slazinski	4	2-2	2-2	0-0	1	0	0	0	0	0	6	
Nickelberry	5	0-0	0-0	0-0	0	0	0	0	0	0	0	
Oddo	1	0-0	0-0	0-0	0	0	0	0	0	0	0	
Team					0							
Totals	200	33-65	7-22	5-6	38	22	6	5	3	11	78	
Total FG%	1st H:	16-30	53.3%	2nd H:	17-35	48.6%	Game:	50.8%				
3-Pt. FG%	1st H:	3-8	37.5%	2nd H:	4-14	28.6%	Game:	31.8%				
FThrow %	1st H:	3-4	75.0%	2nd H:	2-2	100%	Game:	83.3%				

Youngstown State 55

Player	min	FG	3FG	FT	Reb	Ast	TO	BL	ST	PF	TP	
Akuckie	f 25	2-8	1-6	2-5	5	0	1	0	0	1	7	
Bohannon	f 34	6-14	0-0	2-4	8	1	1	0	0	2	14	
Simmons	g 17	0-1	0-1	0-0	2	0	0	0	0	1	0	
Quisenberry	g 21	3-13	2-6	3-5	1	0	3	0	2	2	11	
Covington	g 24	1-6	0-4	1-2	7	0	1	0	0	1	3	
Morgan	20	4-10	2-8	0-0	2	2	0	0	2	3	10	
Cathcart	13	0-2	0-1	0-0	2	1	2	0	0	1	0	
Thomas	20	3-7	0-1	0-0	11	0	0	0	0	1	6	
Foster	12	1-3	0-0	0-0	1	0	1	1	0	0	2	
Bentley	11	1-2	0-0	0-0	3	1	2	0	0	1	2	
Konate	1	0-0	0-0	0-0	0	0	0	0	0	0	0	
Hamperian	1	0-0	0-0	0-0	0	0	0	0	0	0	0	
Bofenkamp	1	0-0	0-0	0-0	0	0	0	0	0	0	0	
Team					4							
Totals	200	21-67	5-27	8-16	46	5	11	1	4	13	55	
Total FG%	1st H:	12-34	35.3%	2nd H:	9-33	27.3%	Game:	31.3%				
3-Pt. FG%	1st H:	3-13	23.1%	2nd H:	2-14	14.3%	Game:	18.5%				
FThrow %	1st H:	4-8	50.0%	2nd H:	4-8	50.0%	Game:	50.0%				

Score by Periods	1st	2nd	Total	Attendance:
Youngstown St.	31	24	55	14,761
Louisville	38	40	78	Ties: 0
				Lead Changes: 0

Louisville 91, Indiana State 62 November 13, 2019 -- KFC YUM! CENTER

Louisville 91

Player	min	FG	3FG	FT	Reb	Ast	TO	BL	ST	PF	TP	
Sutton	f 31	5-6	2-2	2-3	10	1	2	0	1	2	14	
Nwora	f 25	5-10	2-2	9-10	5	2	2	0	0	3	21	
Enoch	c 21	2-6	0-0	0-0	10	0	3	2	0	4	4	
Perry	g 15	3-4	1-2	0-0	1	3	4	0	0	4	7	
McMahon	g 28	3-5	3-4	0-0	1	2	0	0	0	0	9	
Kimble	26	5-6	1-2	2-2	4	3	1	0	1	3	13	
Williamson	24	6-9	0-1	3-4	5	4	2	1	1	1	15	
Ighehon	11	2-2	0-0	0-2	3	0	1	0	0	0	4	
Nickelberry	9	0-3	0-2	2-2	1	0	0	0	0	0	2	
Slazinski	6	0-2	0-2	2-2	2	1	0	0	0	1	2	
Oddo	2	0-0	0-0	0-0	0	0	0	0	0	2	0	
Williams, G.	1	0-0	0-0	0-0	0	0	0	0	0	0	0	
Orbaugh	1	0-0	0-0	0-0	0	0	0	0	0	0	0	
Team					0							
Totals	200	31-53	9-17	20-25	42	16	15	2	2	20	91	
Total FG%	1st H:	17-28	60.7%	2nd H:	14-25	56.0%	Game:	58.5%				
3-Pt. FG%	1st H:	7-9	77.8%	2nd H:	2-8	25.0%	Game:	52.9%				
FThrow %	1st H:	6-10	60.0%	2nd H:	14-15	93.3%	Game:	80.0%				

Indiana State 62

Player	min	FG	3FG	FT	Reb	Ast	TO	BL	ST	PF	TP
Kessinger	f 16	2-5	0-0	0-0	3	0	1	0	0	2	4
Williams	c 21	1-3	0-0	0-0	2	1	2	0	1	2	2
Barnes, J.	g 29	2-13	2-9	1-2	1	2	1	0	0	3	7
Williams	g 22	3-5	1-1	2-2	0	1	1	0	4	1	9
Key	g 31	5-11	4-7	6-6	1	2	1	0	1	1	20
LaRavia	10	0-1	0-0	0-0	1						

2019-20 Box Scores

Louisville 70, Miami (Ohio) 46
December 18, 2019 -- KFC YUM! CENTER

Louisville 70

Player	min	FG	3FG	FT	Reb	Ast	TO	BL	ST	PF	TP
Sutton	36	4-10	0-2	0-0	15	4	0	3	0	2	8
Nwora	32	7-17	2-8	4-7	8	1	4	0	1	2	20
Enoch	18	1-3	0-0	2-2	7	1	1	0	0	1	4
Perry	23	3-10	2-5	0-0	3	5	2	0	1	3	8
McMahon	28	3-7	3-7	2-2	2	0	1	0	0	1	11
Kimble	16	1-2	1-2	0-0	2	0	0	0	0	1	3
Williams	21	3-6	0-0	3-6	11	0	1	1	0	1	9
Williamson	11	1-4	1-1	0-0	2	0	0	0	0	1	3
Johnson	12	2-4	0-2	0-0	2	0	1	1	0	1	4
Slazinski	1	0-0	0-0	0-0	1	0	0	0	0	0	0
Nickelberry	1	0-0	0-0	0-0	0	0	0	0	0	0	0
Igiehon	1	0-0	0-0	0-0	0	0	0	0	0	0	0
Team					1						
Totals	200	25-63	9-27	11-17	54	11	10	5	2	13	70

Total FG% 1st H: 11-28 39.3% 2nd H: 14-35 40.0% Game: 39.7%
3-Pt. FG% 1st H: 4-14 28.6% 2nd H: 5-13 38.5% Game: 33.3%
FThrow % 1st H: 2- 5 40.0% 2nd H: 9-12 75.0% Game: 64.7%

Miami (Ohio) 46

Player	min	FG	3FG	FT	Reb	Ast	TO	BL	ST	PF	TP
Brown	24	2-12	0-3	4-4	7	0	1	0	0	1	8
Bowman	20	0-7	0-6	0-0	3	1	2	0	0	3	0
Sibande	20	2-8	1-6	0-1	3	4	2	0	0	2	5
Grant	24	3-12	1-4	0-1	8	3	0	0	0	1	7
White	32	1-4	0-2	0-0	3	0	0	0	1	2	2
Lairy	18	4-7	2-4	0-0	2	0	1	0	0	0	10
Jovic	18	0-2	0-2	0-0	1	1	1	0	0	1	0
Brewer	8	1-2	1-1	0-0	1	0	0	0	0	2	3
Coleman-Lands16	1-5	0-4	0-0	4	2	2	0	0	2	2	2
McNamara	7	2-5	1-1	0-0	2	0	0	1	0	1	5
Ayah	13	2-2	0-0	0-0	2	0	0	0	2	4	4
Team					4						
Totals	200	18-66	6-33	4-6	40	11	9	1	3	19	46

Total FG% 1st H: 9-36 25.0% 2nd H: 9-30 30.0% Game: 27.3%
3-Pt. FG% 1st H: 2-20 10.0% 2nd H: 4-13 30.8% Game: 18.2%
FThrow % 1st H: 0- 1 0.0% 2nd H: 4- 5 80.0% Game: 66.7%

Score by Periods	1st	2nd	Total	Attendance:
Miami (Ohio)	20	26	46	Ties: 2
Louisville	28	42	70	Lead Changes: 0

■ **Happy Holidays** — The Cardinals have enjoyed success in recent years with its first game after Christmas. Louisville has won 18 of its last 25 games played immediately after Christmas, including 11 of the last 18. All but five of those have been UofL home games. The Cardinals fell to Kentucky in Louisville's first game after Christmas last season.



**2019-20 Louisville Men's Basketball
Season/Career Statistics
All games**

Summary

Player	Season Statistics										Career Statistics									
	GP-GS	MIN/G	FG%	3FG%	FT%	R/G	A/G	STL	BLK	PTS/G	GP-GS	MIN/G	FG%	3FG%	FT%	R/G	A/G	STL	BLK	PTS/G
ENOCH, Steven	12-12	21.6	.568	.267	.724	7.3	0.4	2	12	11.1	46-26	19.8	.540	.333	.792	5.7	0.2	8	34	9.9
IGIEHON, Aidan	11-0	5.4	.625	.000	.167	1.5	0.0	0	2	1.0	11-0	5.4	.625	.000	.167	1.5	0.0	0	2	1.0
JOHNSON, David	8-0	7.3	.611	.400	.400	1.3	0.5	0	1	3.3	8-0	7.3	.611	.400	.400	1.3	0.5	0	1	3.3
KIMBLE, Lamarr	12-0	18.6	.341	.214	.818	1.3	2.9	8	2	4.3	12-0	18.6	.341	.214	.818	1.3	2.9	8	2	4.3
MCMAHON, Ryan	12-12	29.5	.427	.463	.944	1.3	2.3	8	1	9.8	103-13	15.9	.392	.390	.911	0.9	1.4	54	9	5.9
NICKELBERRY, Josh	10-0	5.0	.125	.167	1.000	0.3	0.1	0	0	0.9	10-0	5.0	.125	.167	1.000	0.3	0.1	0	0	0.9
NWORA, Jordan	12-12	30.8	.481	.414	.804	7.5	1.4	13	3	21.2	74-41	24.2	.458	.393	.775	5.6	1.0	62	18	13.4
ODDO, Keith	4-0	1.1	.000	.000	.500	0.0	0.0	0	0	0.3	4-0	1.1	.000	.000	.500	0.0	0.0	0	0	0.3
ORBAUGH, Hogan	1-0	0.6	.000	.000	.000	0.0	0.0	0	0	0.0	1-0	0.6	.000	.000	.000	0.0	0.0	0	0	0.0
PERRY, Darius	12-12	23.2	.431	.296	.714	2.0	4.6	9	0	5.8	81-26	16.4	.408	.343	.828	1.4	2.0	44	3	4.8
SLAZINSKI, Quinn	10-0	3.3	.333	.500	.750	0.8	0.3	0	0	1.2	10-0	3.3	.333	.500	.750	0.8	0.3	0	0	1.2
SUTTON, Dwayne	12-12	31.5	.591	.417	.741	8.7	2.0	11	7	9.0	82-50	24.3	.459	.357	.730	5.9	1.3	71	29	7.3
WILLIAMS, Grant	1-0	0.6	.000	.000	.000	0.0	0.0	0	0	0.0	1-0	0.6	.000	.000	.000	0.0	0.0	0	0	0.0
WILLIAMS, Malik	8-0	16.5	.541	.300	.667	6.9	0.5	6	2	7.6	74-32	14.7	.432	.319	.692	4.6	0.2	27	56	6.0
WILLIAMSON, Samuel	12-0	16.6	.467	.231	.667	3.5	0.7	2	3	5.6	12-0	16.6	.467	.231	.667	3.5	0.7	2	3	5.6

Scoring

Player	Season Statistics								Career Statistics							
	FG-FGA	FG%	3FG-3FGA	3FG%	FT-FTA	FT%	PTS	PTS/G	FG-FGA	FG%	3FG-3FGA	3FG%	FT-FTA	FT%	PTS	PTS/G
ENOCH, Steven	54-95	.568	4-15	.267	21-29	.724	133	11.1	176-326	.540	18-54	.333	84-106	.792	454	9.9
IGIEHON, Aidan	5-8	.625	0-0	.000	1-6	.167	11	1.0	5-8	.625	0-0	.000	1-6	.167	11	1.0
JOHNSON, David	11-18	.611	2-5	.400	2-5	.400	26	3.3	11-18	.611	2-5	.400	2-5	.400	26	3.3
KIMBLE, Lamarr	15-44	.341	3-14	.214	18-22	.818	51	4.3	15-44	.341	3-14	.214	18-22	.818	51	4.3
MCMAHON, Ryan	35-82	.427	31-67	.463	17-18	.944	118	9.8	177-451	.392	145-372	.390	113-124	.911	612	5.9
NICKELBERRY, Josh	1-8	.125	1-6	.167	6-6	1.000	9	0.9	1-8	.125	1-6	.167	6-6	1.000	9	0.9
NWORA, Jordan	90-187	.481	29-70	.414	45-56	.804	254	21.2	340-743	.458	131-333	.393	179-231	.775	990	13.4
ODDO, Keith	0-0	.000	0-0	.000	1-2	.500	1	0.3	0-0	.000	0-0	.000	1-2	.500	1	0.3
ORBAUGH, Hogan	0-0	.000	0-0	.000	0-0	.000	0	0.0	0-0	.000	0-0	.000	0-0	.000	0	0.0
PERRY, Darius	28-65	.431	8-27	.296	5-7	.714	69	5.8	127-311	.408	58-169	.343	77-93	.828	389	4.8
SLAZINSKI, Quinn	2-6	.333	2-4	.500	6-8	.750	12	1.2	2-6	.333	2-4	.500	6-8	.750	12	1.2
SUTTON, Dwayne	39-66	.591	10-24	.417	20-27	.741	108	9.0	205-447	.459	75-210	.357	116-159	.730	601	7.3
WILLIAMS, Grant	0-0	.000	0-0	.000	0-0	.000	0	0.0	0-0	.000	0-0	.000	0-0	.000	0	0.0
WILLIAMS, Malik	20-37	.541	3-10	.300	18-27	.667	61	7.6	152-352	.432	51-160	.319	90-130	.692	445	6.0
WILLIAMSON, Samuel	28-60	.467	3-13	.231	8-12	.667	67	5.6	28-60	.467	3-13	.231	8-12	.667	67	5.6


Totals

Player	Season Statistics								Career Statistics							
	O-REB	D-REB	TOTAL	PF	FO	A	TO	A/TO	O-REB	D-REB	TOTAL	PF	FO	A	TO	A/TO
ENOCH, Steven	22	65	87	24	0	5	15	0.3	73	191	264	110	2	11	50	0.2
IGIEHON, Aidan	2	15	17	12	0	0	4	0.0	2	15	17	12	0	0	4	0.0
JOHNSON, David	2	8	10	9	0	4	5	0.8	2	8	10	9	0	4	5	0.8
KIMBLE, Lamarr	2	13	15	15	0	35	17	2.1	2	13	15	15	0	35	17	2.1
MCMAHON, Ryan	1	14	15	16	0	27	14	1.9	11	86	97	143	0	148	95	1.6
NICKELBERRY, Josh	1	2	3	2	0	1	1	1.0	1	2	3	2	0	1	1	1.0
NWORA, Jordan	20	70	90	23	0	17	28	0.6	75	337	412	128	0	72	131	0.5
ODDO, Keith	0	0	0	3	0	0	0	0.0	0	0	0	3	0	0	0	0.0
ORBAUGH, Hogan	0	0	0	0	0	0	0	0.0	0	0	0	0	0	0	0	0.0
PERRY, Darius	0	24	24	31	0	55	28	2.0	11	102	113	162	0	159	107	1.5
SLAZINSKI, Quinn	2	6	8	3	0	3	3	1.0	2	6	8	3	0	3	3	1.0
SUTTON, Dwayne	38	66	104	21	0	24	12	2.0	154	327	481	173	4	108	79	1.4
WILLIAMS, Grant	0	0	0	0	0	0	0	0.0	0	0	0	0	0	0	0	0.0
WILLIAMS, Malik	16	39	55	10	0	4	5	0.8	102	238	340	124	1	18	47	0.4
WILLIAMSON, Samuel	12	30	42	21	0	8	14	0.6	12	30	42	21	0	8	14	0.6

2019-20 Louisville Photo Roster



0 **Lamarr "Fresh" Kimble**
G 6-0 185 Gr.
Philadelphia, Pa.
(St. Joseph's University)



1 **Keith Oddo**
G 6-1 180 Gr.
Roanoke, Va.
(Richmond University)



2 **Darius Perry**
G 6-2 195 Jr.
Marietta, Ga.
(Wheeler HS)



3 **Jae'Lyn Withers**
F 6-8 215 Fr.
Charlotte, N.C.
(Cleveland (OH) Heights HS)



4 **Grant Williams**
G 5-11 165 Jr.
Crestwood, Ky.
(South Oldham HS)



5 **Malik Williams**
F/C 6-11 245 Jr.
Ft. Wayne, Ind.
(Snider HS)



10 **Samuell Williamson**
G/F 6-7 200 Fr.
Rockwall, Texas
(Rockwall HS)



11 **Quinn Slazinski**
F 6-8 215 Fr.
Houston, Texas
(Huntington Prep/WV)



12 **Hogan Orbaugh**
F 6-8 240 Fr.
Zionsville, Ind.
(Zionsville HS)



13 **David Johnson**
G 6-5 210 Fr.
Louisville, Ky.
(Trinity HS)



20 **Josh Nickelberry**
G 6-4 200 Fr.
Fayetteville, N.C.
(Northwood Temple Acad.)




22 **Aidan Igiehon**
F 6-10 240 Fr.
Dublin, Ireland
(Lawrence Woodmere)



23 **Steven Enoch**
C 6-10 255 R-Sr.
Norwalk, Conn.
(Univ. of Connecticut)



24 **Dwayne Sutton**
F 6-5 220 R-Sr.
Louisville, Ky.
(UNC Asheville)



30 **Ryan McMahon**
G 6-0 185 R-Sr.
Sarasota, Fla.
(Cardinal Mooney HS)



33 **Jordan Nwora**
F 6-8 225 Jr.
Buffalo, N.Y.
(Vermont Academy)

On The Bench



Chris Mack
Head Coach



Luke Murray
Assistant Coach



Mike Pegues
Assistant Coach



Dino Gaudio
Assistant Coach



Kahil Fennell
Dir. Basketball Operations