



KENTUCKY

2019-20 MEN'S BASKETBALL

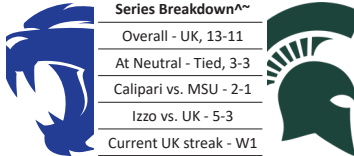


8 NATIONAL CHAMPIONSHIPS | MOST WINS IN COLLEGE BASKETBALL | 48 SEC TITLES | 31 SEC TOURNAMENT CHAMPIONSHIPS | 55 ALL-AMERICANS | 129 NBA DRAFT PICKS

#1/1 MICHIGAN STATE (0-0) VS. #2/2 KENTUCKY (0-0)

Tuesday, Nov. 5 • 9:30 p.m. • Madison Square Garden (20,789) • New York
 #MSUvsUK #TGT • @KentuckyMBB

THE MATCHUP



Series Breakdown[^]

Overall - UK, 13-11
 At Neutral - Tied, 3-3
 Calipari vs. MSU - 2-1
 Izzo vs. UK - 5-3
 Current UK streak - W1

John Calipari	Tom Izzo
Overall Record: 750-211*	Overall Record: 606-232
Record at UK: 305-71	Record at MSU: 606-232
Overall Seasons: 28th	Overall Seasons: 25th
At UK: 11th	At MSU: 25th

*on-court record

BY THE NUMBERS

2,293	All-time wins, NCAA leader
305	Calipari wins at UK, second most in school history
48	Kentucky's all-time SEC regular season titles
5-3	UK's record in AP No. 1 vs. No. 2 games

TALE OF THE TAPE

UK	STAT (2018-19)	MSU
75.8	Points Per Game	77.6
64.7	Opp. Points PG	65.0
38.5	Rebounds PG	40.5
13.5	Assists PG	18.3
4.8	Blocks PG	5.3
5.9	Steals PG	5.2
.477	FG Pct.	.480
.400	Opp. FG Pct.	.381
.354	3-Pt. FG Pct.	.378
.343	Opp. 3-Pt. FG Pct.	.316
.739	FT Pct.	.753

A UK WIN WOULD ...

- Give UK its 10th win in season openers in 11 seasons under John Calipari
- Improve Kentucky's record to 6-3 in games involving the AP's No. 1 vs. No. 2 teams
- Move Calipari's UK record to 60-31 against AP Top 25 opponents
- Push Kentucky's record to 5-4 in the Champions Classic
- Improve UK's record to 7-4 under Calipari when both teams are ranked inside the AP top five

LAST GAME'S STARTERS




0

ASHTON HAGANS

6-3 • 198 • GUARD • SOPHOMORE
 CARTERSVILLE, GA. | NEWTON HIGH SCHOOL

Preseason All-SEC First Team (media) | Bob Cousy Award preseason watch list | Leading returner in points, assists, steals | 2019 SEC Co-Defensive Player of the Year | Averaged 10.5 points, 9.5 assists in exhibitions | Started 30 games last season



1

NATE SESTINA

6-9 • 234 • FORWARD • GRADUATE STUDENT
 EMPORIUM, PA. | BUCKNELL UNIVERSITY

Graduate transfer from Bucknell | Second Team All-Patriot league last season | Averaged 15.8 points and league-high 8.5 boards per game in 2018-19 | Averaged 12.0 points and 8.0 boards in exhibitions | Shot 64.7% in exhibitions



2

KAHLIL WHITNEY

6-6 • 210 • FORWARD • FRESHMAN
 CHICAGO | ROSELLE CATHOLIC

No. 11 overall player by RSCI | Scored in double figures in all 29 games of senior season | Julius Erving Award preseason watch list | McDonald's All American and Iverson Roundball Classic co-MVP | 15 points, five rebounds, vs. KSU



3

TYRESE MAXEY

6-3 • 198 • GUARD • FRESHMAN
 GARLAND, TEXAS | SOUTH GARLAND

Preseason All-SEC Second Team (media) | Jerry West Award preseason watch list | No. 10 overall player by RSCI | Averaged 10.5 points, 4.5 rebounds, 4.0 assists, 2.5 steals in exhibitions | McDonald's All American | Gold medal with Team USA



23

EJ MONTGOMERY

6-10 • 228 • FORWARD • SOPHOMORE
 FORT PIERCE, FLA. | WHEELER HIGH SCHOOL

Preseason All-SEC Second Team pick (media) | Karl Malone Award preseason watch list | Appeared in all 37 games with 10 starts last season | Started nine of final 11 games | Totaled 139 points, 150 rebounds and 38 blocks

RETURNING LEADERS

POINTS PER GAME		
UK	Ashton Hagans	7.7
MSU	Cassius Winston	18.8
REBOUNDS PER GAME		
UK	EJ Montgomery	4.1
MSU	Xavier Tillman	7.3
ASSISTS PER GAME		
UK	Ashton Hagans	4.3
MSU	Cassius Winston	7.5
STEALS PER GAME		
UK	Ashton Hagans	1.6
MSU	Cassius Winston	1.0
3-POINTERS		
UK	Immanuel Quickley	30
MSU	Cassius Winston	84
FIELD-GOAL PERCENTAGE		
UK	Nick Richards	.598
MSU	Thomas Kithier	.793
FREE-THROW PERCENTAGE		
UK	Immanuel Quickley	.828
MSU	Cassius Winston	.840

NEED TO KNOW

Kentucky was picked to win the SEC title by the league's media members

Ashton Hagans was a preseason All-SEC First Team pick by the league's media. EJ Montgomery and Tyrese Maxey were tabbed All-SEC Second Team

UK begins the season ranked No. 2 in both the AP Top 25 and the USA Today Coaches Poll, behind Michigan State

Tuesday's matchup will mark the second time in NCAA Division I history the AP Top 25's top two teams meet to start their respective seasons.

Immanuel Quickley led UK in the two exhibition games with 15.5 points per game. Nate Sestina averaged 12.0 points and 9.0 rebounds

John Calipari is 5-4 vs. the AP No. 1 team in his career, including 2-2 at UK

Nick Richards is day-to-day with a sprained left ankle

SCHEDULE

OCTOBER

27 2/2 -/ GEORGETOWN COLL.[^] SEC W, 80-53

NOVEMBER

1 2/2 -/ KENTUCKY STATE [^] SEC W, 83-51
5 2/2 1/1 vs. Michigan State ¹ ESPN 9:30 p.m.
8 2/2 -/ EASTERN KENTUCKY SEC 7 p.m.
12 -/ -/ EVANSVILLE SEC 7 p.m.
18 -/ -/ UTAH VALLEY ² ESPN2 7 p.m.
22 -/ -/ MOUNT ST. MARY'S ² SEC 7 p.m.
24 -/ -/ LAMAR ² SEC 6 p.m.
29 -/ -/ UAB ² SEC 7 p.m.

DECEMBER

7 -/ -/ FAIRLEIGH DICKINSON SEC 4 p.m.
14 -/ -/ GEORGIA TECH ESPN 5 p.m.
18 -/ -/ vs. Utah ³ ESPN2 11 p.m.
21 -/ -/ vs. Ohio State ⁴ CBS 5:15 p.m.
28 -/ -/ LOUISVILLE CBS 3:45 p.m.

JANUARY

4 -/ -/ MISSOURI* SEC 2 p.m.
7 -/ -/ at Georgia* TBD 9 p.m.
11 -/ -/ ALABAMA* ESPN Noon
15 -/ -/ at South Carolina* SEC 6:30 p.m.
18 -/ -/ at Arkansas* ESPN/2 4 p.m.
21 -/ -/ GEORGIA* TBD 7 p.m.
25 -/ -/ at Texas Tech ⁵ ESPN 6 p.m.
29 -/ -/ VANDERBILT* SEC 6:30 p.m.

FEBRUARY

1 -/ -/ at Auburn* ESPN 6/8 p.m.
4 -/ -/ MISSISSIPPI STATE* ESPN/2 9 p.m.
8 -/ -/ at Tennessee* CBS 1 p.m.
11 -/ -/ at Vanderbilt* TBD 7 p.m.
15 -/ -/ OLE MISS* TBD 2 p.m.
18 -/ -/ at LSU* ESPN/2 9 p.m.
22 -/ -/ FLORIDA* ESPN/2 6/8 p.m.
25 -/ -/ at Texas A&M* TBD 7 p.m.
29 -/ -/ AUBURN* CBS 3:45 p.m.

MARCH

3 -/ -/ TENNESSEE* ESPN/2 9 p.m.
7 -/ -/ at Florida* CBS 1 p.m.

All times Eastern | *SEC conference game | HOME GAMES IN CAPS | [^]Exhibition
¹State Farm Champions Classic (New York | Madison Square Garden)
²BBN Showcase (Rupp Arena | Lexington, Ky.)
³(T-Mobile Arena | Las Vegas)
⁴CBS Sports Classic (T-Mobile Arena | Las Vegas)
⁵Big 12/SEC Challenge (United Supermarkets Arena | Lubbock, Texas)
⁶SEC Tournament (Bridgestone Arena | Nashville, Tenn.)

BROADCAST INFO

ESPN

Play-by play: Dan Shulman
 Analyst: Dick Vitale
 Sideline: Holly Rowe



UK SPORTS NETWORK

Play-by play: Tom Leach
 Analyst: Mike Pratt



SATELLITE RADIO

Sirius: 119
 XM: 190
 Internet: 961



TV CHART



0 ASHTON HAGANS
Sophomore | Guard
 6-3 | 198
 Cartersville, Ga.
 Newton
 @H23Ash
 @ashton.hagans



1 NATE SESTINA
Graduate | Forward
 6-9 | 234
 Emporium, Pa.
 Bucknell University
 @NateSestina23
 @natesestina4



2 KAHLIL WHITNEY
Freshman | Forward
 6-6 | 210
 Chicago
 Roselle Catholic
 @KahlilWhitney
 @kahlilwhitney



3 TYRESE MAXEY
Freshman | Guard
 6-3 | 198
 Garland, Texas
 South Garland
 @TyreseMaxey
 @tyresemaxey




4 NICK RICHARDS
Junior | Forward
 6-11 | 247
 Kingston, Jamaica
 The Patrick School
 @iamnickrichards
 @nickrichards_
 @nicholas.p.richards



5 IMMANUEL QUICKLEY
Sophomore | Guard
 6-3 | 188
 Havre de Grace, Md.
 The John Carroll School
 @IQ_GodSon
 @immanuelquickley_
 @immanuelquickley5



10 JOHNNY JUZANG
Freshman | Guard
 6-6 | 214
 Los Angeles
 Harvard-Westlake
 @JohnnyJuzang
 @jsilk5



11 DONTAE ALLEN
Freshman | Guard
 6-6 | 200
 Falmouth, Ky.
 Pendleton County
 @dontaieallen11
 @dontaieallen11
 @tay.allen3139



12 KEION BROOKS JR.
Freshman | Forward
 6-7 | 205
 Fort Wayne, Ind.
 La Lumiere School
 @KeionB_12
 @klbj.xii



13 RILEY WELCH
Junior | Guard
 6-0 | 185
 Littleton, Colo.
 College of the Desert
 @Riley_Welch
 @riley_welch
 @Riley.Welch.UK



14 BRENNAN CANADA
Freshman | Forward
 6-6 | 198
 Mount Sterling, Ky.
 George Rogers Clark
 @brennanc14
 @brennanc14



21 ZAN PAYNE
R-Freshman | G/F
 6-4 | 235
 Lexington, Ky.
 Lexington Catholic
 @young_payne2321
 @alexander.payne23



23 EJ MONTGOMERY
Sophomore | Forward
 6-10 | 228
 Fort Pierce, Fla.
 Wheeler
 @ejmontgomery23
 @_mont23



33 BEN JORDAN
Sophomore | Forward
 6-9 | 250
 Olive Hill, Ky.
 West Carter
 @ben3jordan
 @ben3jordan3



JOHN CALIPARI
Head Coach
 11th Season
 @UKCoachCalipari
 @UKCoachCalipari
 @UKCoachCalipari



KENNY PAYNE
Assoc. Head Coach
 10th season at UK
 Sixth season as associate HC



TONY BARBEE
Assistant Coach
 Sixth season at UK
 Fifth season as assistant
 @CoachTonyBarbee



JOEL JUSTUS
Assistant Coach
 Sixth season at UK
 Fourth season as assistant
 @UKCoachJustus
 @UKCoachJustus



JOHN ROBIC
Special Assistant
 11th season at UK
 Fourth season as special asst.

Pronunciation Guide

DONTAIE Allen	(DON-tay)
KEION Brooks Jr.	(KEY-on)
John CALIPARI	(cal-uh-PEAR-ee)
Ashton HAGANS	(HAY-gens)
Johnny JUZANG	(JEW-zang)
Nate SESTINA	(ses-TINA)
KAHLIL Whitney	(kuh-LIL)

Alphabetical Roster						
NO.	NAME	POS.	HT.	WT.	CL.	HOMETOWN (PREVIOUS SCHOOL)
11	Dontaie Allen	G	6-6	200	Fr.	Falmouth, Ky. (Pendleton County)
12	Keion Brooks Jr.	F	6-7	205	Fr.	Fort Wayne, Ind. (La Lumiere)
14	Brennan Canada	F	6-6	198	Fr.	Mount Sterling, Ky. (George Rogers Clark)
0	Ashton Hagans	G	6-3	198	So.	Cartersville, Ga. (Newton)
33	Ben Jordan	F	6-9	250	R-So.	Olive Hilly, Ky. (West Carter)
10	Johnny Juzang	G	6-6	214	Fr.	Los Angeles (Harvard-Westlake)
3	Tyrese Maxey	G	6-3	198	Fr.	Garland, Texas (South Garland)
23	EJ Montgomery	F	6-10	228	So.	Fort Pierce, Fla. (Wheeler)
21	Zan Payne	G/F	6-4	235	R-Fr.	Lexington, Ky. (Lexington Catholic)
5	Immanuel Quickley	G	6-3	188	So.	Havre de Grace, Md. (The John Carroll School)
4	Nick Richards	F	6-11	247	Jr.	Kingston, Jamaica (The Patrick School)
1	Nate Sestina	F	6-9	234	Gr.	Emporium, Pa. (Bucknell University)
13	Riley Welch	G	6-0	185	Jr.	Littleton, Colo. (College of the Desert)
2	Kahlil Whitney	F	6-6	210	Fr.	Chicago (Roselle Catholic)

On the Bench

Head Coach: John Calipari (Clarion, 1982)
Associate Head Coach: Kenny Payne (Louisville, 2003)
Assistant Coaches: Tony Barbee (UMass, 1993)
 Joel Justus (UNC Wilmington, 2004)
Special Asst. to the Head Coach: John Robic (Denison, 1986)
Assoc. AD/Basketball Operations: Chris Woolard (UCLA, 1997)
Director of Basketball Admin.: Will Barton (Kentucky, 2013)
Strength Coach: Robert Harris (Kentucky State, 2009)
Athletic Trainer: Geoffrey Staton (North Carolina, 2007)
Equipment Manager: Mark Evans (Kentucky, 2013)
Recruiting Analyst: Brady Kennedy (Kentucky, 2016)



POLLS, STATS, MEDIA INFO

Weekly Media Schedule

all times ET unless indicated otherwise

3 Sun.	4 Mon.	5 Tue.	6 Wed.	7 Thu.	8 Fri.	9 Sat.
Practice: 10 a.m.	Practice: 2 p.m.	vs. Michigan State: 9:30 p.m. ESPN	Day off	Media opportunity: 2 p.m. Calipari Players	vs. Eastern Kentucky: 7 p.m. SEC Network	Practice: 10 p.m.
Media opportunity: 3:45 p.m. Calipari Players	Travel day		No media availability	Practice: 2:30 p.m.		Practice: 5 p.m.
Practice: 5 p.m.	No media availability					No media availability

Communications & PR Staff



Eric Lindsey
Director
Cell - 859.619.0944
Email - eric.lindsey@uky.edu



Deb Moore
Associate Director
Cell - 859.559.5781
Email - deb.moore@uky.edu

Media Information

CREDENTIAL REQUESTS

Requests for single-game credentials should be made as far in advance as possible and no later than five days prior to game day online at sportssystem.com/Kentucky.

CREDENTIAL CRITERIA

The University of Kentucky's decision to issue credentials to a media outlet for the purposes of covering a UK basketball home or away event is determined by a variety of factors. They include the following:

- Amount of coverage given to Kentucky throughout the season
- Intention/ability to cover all 22 sports at Kentucky
- Distribution/size of publication: free, subscription, sale on newsstands, website traffic, etc.
- Radio or TV station program format and size of audience
- Length of existence of the publication, amount of original copy generated, number of full-time employees of the publication and the journalistic experience of the reporter(s)
- Attendance at Kentucky media sessions, including Olympic sport opportunities
- Space availability
- Professionalism, which includes but is not limited to conduct at games, press conferences, practices, on social media, etc.

The University of Kentucky has the right to revoke credentials under its own discretion.

INTERVIEW POLICIES-GENERAL

All interviews with University of Kentucky basketball players or staff members must be arranged through the Communications and public relations office. Media should never contact a player or coach directly.

The Wildcat Coal Lodge, dormitories, team locker rooms and other team quarters are private team areas. Media members are not permitted in these areas unless accompanied by appropriate university personnel.

PRACTICE/PRESS CONFERENCES

Other than announced exceptions, UK basketball practices are closed to the media. UK will accept requests to attend practice. All requests must be made by 10 a.m. the day before the practice. In cases in which practices are open to the media, no cell phones are allowed in the practice facility.

Player interviews are conducted prior to practices the day before a game and will be available to all UK media in the Joe Craft Center lower-level lobby. UK will accept requests for player interviews, but they must be submitted 24 hours prior to the scheduled availability.

Coach John Calipari or an assistant coach will meet with members of the media immediately following player interviews in the lower level lobby of the Joe Craft Center.

Gameday shoot-arounds are closed to the media.

TELEPHONE PLAYER INTERVIEWS

Telephone interviews are available to the media on a call-back basis. Individual player and coach telephone numbers will not be given to members of the media.

Players are instructed not to conduct interviews when contacted directly by telephone. The communications and public relations office will arrange for telephone interviews at a time most convenient for the student-athlete.

Other special requests are handled on a case-by-case basis.

POSTGAME INTERVIEWS

Following each game, there is a cooling-off period, during which time the players shower and dress. Approximately 10 minutes after the game ends, Coach Calipari conducts his postgame press conference while a player is taken to the UK Sports Network.

Following Coach Calipari's press conference and the cooling-off period, selected UK players are brought to the media interview room.

The Polls

Associated Press Top 25 Preseason

1. Michigan State (60)
2. **Kentucky (2)**
3. Kansas
4. Duke
5. Louisville
6. Florida
7. Maryland
8. Gonzaga
9. North Carolina
10. Villanova
11. Virginia
12. Seton Hall
13. Texas Tech
14. Memphis
15. Oregon
16. Baylor
17. Utah State
18. Ohio State
19. Xavier
20. St. Mary's
21. Arizona
22. LSU
23. Purdue
24. Auburn
25. VCU

Receiving Votes: Washington 164, Colorado 152, Tennessee 78, Marquette 68, Florida St. 36, Davidson 34, Harvard 24, Illinois 14, Missouri 13, Mississippi State 12, Houston 11, Georgetown 11, Cincinnati 8, Notre Dame 7, Creighton 4, Syracuse 3, NC State 3, Vermont 2, Alabama 2, Southern Cal 2, Liberty 2, Michigan 2, Dayton 1, Colgate 1, Providence 1

USA Today Coaches Poll Preseason

1. Michigan State (30)
2. **Kentucky**
3. Kansas (1)
4. Duke (1)
5. Louisville
6. Florida
7. Gonzaga
8. Maryland
9. Virginia
10. Villanova
11. North Carolina
12. Texas Tech
13. Seton Hall
14. Oregon
15. Memphis
16. Ohio State
17. Arizona
18. Baylor
19. Utah State
20. St. Mary's
21. Xavier
22. Purdue
23. Auburn
24. LSU
25. Tennessee

Receiving Votes: Marquette 62, Washington 59, Florida State 47, Michigan 28, Colorado 28, Houston 17, Creighton 13, Davidson 11, Southern California 9, Providence 8, Mississippi State 7, Wisconsin 6, UCLA 6, Texas 6, Syracuse 6, Georgetown 6, Liberty 5, Dayton 5, Harvard 4, Oklahoma 3, Illinois 2, NC State 1.

UK in the Rankings

Team Rankings (2018-19)

Category	Stat	SEC [NCAA]
Scoring	75.8	5th [89th]
Scoring Defense	64.7	2nd [29th]
Scoring Margin	+11.1	2nd [21st]
Free Throw %	.739	4th [68th]
Field Goal %	.477	2nd [28th]
Field Goal % Def.	.400	1st [19th]
3-Point FG %	.354	7th [122nd]
3-Point FG % Def.	.343	9th [189th]
Rebounding Off.	38.5	2nd
Rebounding Def.	29.2	1st
Rebounding Margin	+9.4	1st [4th]
Blocks Per Game	4.8	5th [21st]
Assists Per Game	13.5	6th [164th]
Steals Per Game	5.9	10th [212th]
Turnover Margin	-0.5	9th [210th]
Assist/TO Ratio	1.1	6th [140th]
Off. Rebs. Per Game	11.6	5th [69th]
Def. Rebs. Per Game	26.9	2nd [60th]
Def. Rebound %	.745	1st
Off. Rebound %	.368	1st
3-Point FG Per Game	5.8	14th [323rd]

Individual Rankings (2018-19)

Category/Player	Stat	SEC [NCAA]
Assists Per Game/Hagans	4.3	7th [114th]
Asst. to TO Ratio/Hagans	1.7	7th [171st]
Def. Rebs. Per Game/Washington	5.2	6th [155th]
Double-Doubles/Washington	9	5th [80th]
Field-Goal Pct./Washington	.522	3rd [71st]
Field-Goal Pct./Herro	.462	9th [193rd]
Minutes Per Game/Herro	32.6	9th
Off. Rebs. Per Game/Travis	2.7	5th [82nd]
Points Per Game/Washington	15.2	11th
Points Per Game/Herro	14.0	13th
Points Per Game/Johnson	13.5	T19th
Rebounds Per Game/Washington	7.5	6th [144th]
Rebounds Per Game/Travis	7.2	10th [192nd]
Steals Per Game/Hagans	1.6	8th [104th]

SEC Standings

Team	SEC Record	Overall Record	Games Back
Alabama	0-0 (.000)	0-0 (.000)	-
Arkansas	0-0 (.000)	0-0 (.000)	-
Auburn	0-0 (.000)	0-0 (.000)	-
Florida	0-0 (.000)	0-0 (.000)	-
Georgia	0-0 (.000)	0-0 (.000)	-
Kentucky	0-0 (.000)	0-0 (.000)	-
LSU	0-0 (.000)	0-0 (.000)	-
Mississippi State	0-0 (.000)	0-0 (.000)	-
Missouri	0-0 (.000)	0-0 (.000)	-
Ole Miss	0-0 (.000)	0-0 (.000)	-
South Carolina	0-0 (.000)	0-0 (.000)	-
Tennessee	0-0 (.000)	0-0 (.000)	-
Texas A&M	0-0 (.000)	0-0 (.000)	-
Vanderbilt	0-0 (.000)	0-0 (.000)	-

Upcoming in the SEC

Nov. 5-8

Contest	Time	TV Network
Tuesday, Nov. 5		
North Florida at Florida	7 p.m.	SEC Network
Western Carolina at Georgia	7 p.m.	SEC Network+
UNC Asheville at Tennessee	7 p.m.	SEC Network+
Penn at Alabama	8 p.m.	SEC Network+
Rice at Arkansas	8 p.m.	SEC Network+
FIU at Mississippi State	8 p.m.	SEC Network+
Georgia Southern at Auburn	9 p.m.	SEC Network
Kentucky vs. Michigan State	9:30 p.m.	ESPN
Wednesday, Nov. 6		
North Alabama at South Carolina	7 p.m.	SEC Network+
Incarnate Word at Missouri	8 p.m.	SEC Network+
Northwestern State at Texas A&M	8 p.m.	SEC Network+
SE Missouri State at Vanderbilt	8 p.m.	SEC Network+
Friday, Nov. 8		
Auburn vs. Davidson	6 p.m.	CBS Sports
Eastern Kentucky at Kentucky	7 p.m.	SEC Network
Arkansas State at Ole Miss	7 p.m.	SEC Network+
Northern Kentucky at Missouri	8 p.m.	SEC Network+
Bowling Green at LSU	8 p.m.	SEC Network+
Sam Houston State at Mississippi State	8 p.m.	SEC Network+

All times Eastern



NOTES

Honoring the Cats

Ashton Hagans

- Preseason All-SEC First Team (media)
- Bob Cousy Award preseason watch list

Tyrese Maxey

- AP Preseason All-America Honorable Mention
- NBC Sports Preseason All-America Third Team
- Preseason NCAA March Madness Player of the Year candidate
- Preseason All-SEC Second Team (media)
- Jerry West Award preseason watch list

EJ Montgomery

- Preseason All-SEC Second Team (media)
- Karl Malone Award preseason watch list

Immanuel Quickley

- Preseason NCAA March Madness "Glue Guy"

Kahlil Whitney

- Julius Erving Award preseason watch list

Blockbuster 1-2 Matchup to Start Season

As if the spotlight on the State Farm Champions Classic wasn't bright enough, the 2019-20 opener will feature the top two teams in the country for just the second time in NCAA Division I history.

With Michigan State and Kentucky entering the season ranked No. 1 and No. 2, respectively, it will mark the 42nd time since the inception of the Associated Press Top 25 that the top two teams will meet during the season. It will mark the ninth time UK has been involved in the matchup. Kentucky is 5-3 in those games.

It will be only the second time in NCAA Division I history the AP No. 1 and No. 2 teams will play in their respective season openers. In November 1975, No. 1 Indiana defeated No. 2 UCLA 84-64.

Coincidentally, the last time Kentucky was involved in a No. 1 vs. No. 2 matchup was also against Michigan State in the State Farm Champions Classic. The Spartans, ranked No. 2, won 78-74 in Chicago on Nov. 12, 2013.

Calipari is 12-8 as a head coach when both teams are ranked in the top five of the AP Top 25 and 6-4 at Kentucky. He's 5-4 vs. the AP top-ranked team in the land, including 2-2 at Kentucky, regardless of his team's ranking. He'll be involved in his fourth No. 1 vs. No. 2 matchup on Tuesday.

Championship-Quality Competition at the Champions Classic

The matchup with Michigan State will mark the second straight season the Wildcats open the regular season vs. an opponent ranked inside the top five of the Associated Press Top 25.

As a matter of fact, according to STATS, this will mark just the ninth time in AP Top 25 history that two top-five teams will meet one another in their respective season openers. The eighth time will take place in the first Champions Classic matchup earlier that night between Kansas (3) and Duke (4).

After Nov. 5, John Calipari's teams will have been a part of three of the last four games that teams have opened their seasons as top-five opponents. The other two were last season's matchup vs. Duke and the 1994 meeting when Calipari's No. 3 UMass team toppled No. 1 Arkansas 104-80.

UK, regardless of its ranking, has played a top-10 opponent to open a season five times, posting a 2-3 mark in those games.

As it pertains to the State Farm Champions Classic, UK has been featured in a top-five AP matchup in the Champions Classic four times, going 2-2 in those games. Other notes on the Champions Classic:

- The series is tightly bunched. Duke leads with a 5-3 record. UK and Kansas are tied at 4-4 and Michigan State is just a game behind at 3-5
- This will be the third meeting between the Wildcats and the Spartans in the Champions Classic. Michigan State won the first matchup 78-74 in 2013, in the 1-2 matchup in Chicago, but UK routed MSU 69-48 in the last Champions Classic meeting in 2016 in New York
- This will be the third time Kentucky has played in Madison Square Garden for the Champions Classic. The previous two produced good results. The most recent was the aforementioned matchup vs. the Spartans. The other was in 2011 vs. Kansas. UK won that game 75-65 and went on to win the national championship later that season. He's 5-4 vs. the AP top-ranked team in the land, including 2-2 at Kentucky

Richards Day-to-Day with Sprained Ankle

Nick Richards suffered a sprained left ankle in Kentucky's win over Georgetown College last week. He is listed as day-to-day but did not play Friday night in the exhibition game vs. Kentucky State.

Richards played 14 minutes vs. Georgetown College and was 3 of 3 from the field with six points, five rebounds and a blocked shot before going down early in the second half.

The junior forward has appeared in 74 career games with 40 starts. Richards averaged 4.5 points and 3.9 rebounds per game during his first two seasons and connected on 60.8% of his shots from the field and 70.4% from the free-throw line.

At 6-foot-11 -- with a 7-5 wingspan -- and 247 pounds, Richards is Kentucky's biggest body. With a thin frontcourt depth wise, freshman forwards Keion Brooks Jr. and Kahlil Whitney, considered wing players, spent time in the front court with Nate Sestina and EJ Montgomery vs. Kentucky State.

Wildcats Show Improvement in Final Exhibition Game

Kentucky downed Kentucky State 83-51 on Friday night to close its exhibition season. UK handled both of its opponents in the preseason with relative ease, but more importantly, the Wildcats showed progress from game one to game two, even without the services of junior forward Nick Richards, who is day-to-day with a sprained left ankle.

After failing to score in the first exhibition game, freshman forward Kahlil Whitney posted a game-high-tying 15 points with five rebounds, three assists and three blocks, encompassing the strides the Wildcats are making.

Behind Whitney, Kentucky raced out to a 12-3 lead and never trailed. Immanuel Quickley matched Whitney with 15 points, while Nate Sestina scored 13. Neither of UK's primary ballhandlers, Ashton Hagans and Tyrese Maxey, reached double figures in scoring, but they can be credited in large part for a balanced Wildcat scoring attack. Hagans had nine assists to give him 19 in two exhibitions and Maxey had five. In all, UK tallied assists on 25 of its 34 baskets.

The Wildcats held the visiting Thorobreds to just 25.9% shooting and blocked six shots. UK also outrebounded Kentucky State 43-33 and held the Thorobreds to just five offensive rebounds. That was a vast improvement on the minus-six rebounding margin the Cats had against Georgetown College last week.

- UK improved to 138-12 all-time in exhibition games, including 2-0 vs. Kentucky State
- Kentucky has won its last 17 exhibition games dating back to Nov. 2, 2014, vs. Pikeville. The last loss was Aug. 17, 2014, vs. the Dominican Republic in the final game of the 2014 Big Blue Bahamas exhibition tour
- UK is 34-1 in exhibition play under John Calipari

Kentucky Picked to Win 49th SEC Title

Eleventh-year head coach John Calipari has often described Kentucky as the hunted within the ranks of the Southeastern Conference. With more regular-season and tournament titles than the entire league combined, it's not a far-fetched mantra. If the 2019-20 preseason media poll conducted by the league's media proves true, Kentucky will once again be the pursued.

UK was voted to win their sixth regular-season title under Calipari by the league's media members. Should Kentucky achieve the feat, it would mark the program's 49th overall regular-season title.

It's the 15th time since the 1998-99 season the Wildcats are the overall preseason favorite. Calipari has directed his teams to regular-season SEC crowns in 2010, 2012, 2015, 2016 and 2017. Kentucky has claimed the SEC Tournament title six times under his direction in 2010, 2011, 2015, 2016, 2017 and 2018.

Each school selected media members that cover their team and additional media from across the nation were selected by the conference office to comprise the voting panel. Points were compiled on a 14-13-12-11-10-9-8-7-6-5-4-3-2-1 basis. Each media member also voted for two All-SEC teams.

Hagans, Montgomery, Maxey Preseason All-SEC

In a league as talented as it's ever been, sophomores Ashton Hagans and EJ Montgomery and freshman Tyrese Maxey were tabbed preseason All-Southeastern Conference picks by both the league's media.



2019-20 Lead-Deficit Comparison

Opponent	Biggest Lead	Biggest Deficit	Biggest Run	Changes	Ties	Led	Trailed	Result
GC (Exh)	29 (2nd)	N/A	12-0	0	0	38:27	0:00	W, 80-53
KSU (Exh)	33 (2nd)	N/A	10-0	0	1	37:33	0:00	W, 83-51
vs. Michigan St.								
EKU								
EVANSVILLE								
UTAH VALLEY								
MT. SAINT MARY'S								
LAMAR								
UAB								
FAIRLEIGH DICKINSON								
GEORGIA TECH								
vs. Utah								
vs. Ohio State								
LOUISVILLE								
MISSOURI								
at Georgia								
ALABAMA								
at S. Carolina								
at Arkansas								
GEORGIA								
at Texas Tech								
VANDERBILT								
at Auburn								
MISSISSIPPI ST.								
at Tennessee								
at Vanderbilt								
OLE MISS								
at LSU								
FLORIDA								
at Texas A&M								
AUBURN								
TENNESSEE								
at Florida								
BIGGEST/MOST	-	-	-	-	-	0:00	0:00	
TOTALS						0:00	0:00	

Hagans was a first-team pick while Maxey and Montgomery were tabbed to the second team. Hagans also received at least one vote for the preseason pick for SEC Player of the Year from the media.

Kentucky has featured at least one player on one of the two end-of-the-season All-SEC teams (media or coaches) since 2006-07.

The preseason coaches picks are expected to be released this week.

UK Starts Season at No. 2 in Both Polls

With a mix of talented newcomers and experienced veterans, Kentucky begins the season as the No. 2 team in the Associated Press Top 25 and the USA Today Coaches Poll.

The top five is identical in both polls. Michigan State, who the Wildcats open the season with Tuesday in Madison Square Garden in New York, starts the season at the top, with Kansas coming in at No. 3. Duke was voted fourth and Louisville rounds out the top five. Kentucky picked up two of the possible 65-first place votes in the AP Top 25.

It's the 10th time in 11 seasons the Wildcats begin the season ranked among the nation's top five in the AP Top 25. John Calipari's squad has been ranked in the top two to open play seven times, including in six of the last seven seasons. Calipari has had a team ranked among the top 11 in the preseason AP Top 25 in all 11 seasons at the helm.

Kentucky's Schedule Packs a Punch

Kentucky's schedule is always among the toughest in the country and this season will certainly be no different.

UK's nonconference slate alone will see the Wildcats play Michigan State on Tuesday in the State Farm Champions Classic in New York, features a two-game trip in Las Vegas with games against Utah (Dec. 18) and Ohio State (Dec. 21 as a part of the CBS Sports Classic), includes the annual rivalry vs. Louisville on Dec. 28 in Rupp Arena and takes the Wildcats to Texas Tech to play the Red Raiders on Jan. 25.

Seven of UK's 13 nonconference opponents in the upcoming season made a postseason tournament in 2019, five of which made the NCAA Tournament. Both Michigan State (1) and Louisville (5) start the season in the top five of the Associated Press Top 25.

That nonconference schedule will give way to one of the toughest league schedules in the country. UK will play its permanent home-and-away opponents of Florida, Tennessee and Vanderbilt twice, plus host and visit both Auburn and Georgia. The SEC's 15 NCAA Tournament selections over the last two years are second most in the nation.

The nonconference and league schedule combined reveals that 15 of the 26 opponents UK will face played in the postseason in 2018-19, including 11 in the NCAA Tournament, five in the Sweet 16 and three in the Final Four.

Seven Kentucky opponents enter the 2019-20 season ranked in the Associated Press Top 25, including four nonconference opponents in Michigan State (1), Louisville (5), Texas Tech (13) and Ohio State (18).

Showcasing the league's strength, fellow SEC members Florida (6), LSU (22) and Auburn (24) were also ranked among the AP Top 25. Four more teams in Tennessee, Missouri, Mississippi State and Alabama sit just outside the top 25 and received votes. Kentucky plays Florida and Auburn twice, resulting in nine total matchups in 2019-20 against top-25 opponents.

Four Players on Naismith Hall of Fame Watch Lists

Four Wildcats -- Ashton Hagans, Tyrese Maxey, Kahlil Whitney and EJ Montgomery -- made preseason watch lists for their positional player of the year awards presented by the Naismith Memorial Basketball Hall of Fame. No other school featured more than three players.

Hagans is on the list for the Bob Cousy Award (best point guard), Maxey is nominated for the Jerry West Award (best shooting guard), Whitney is tabbed to the Julius Erving Award watch list (best small forward) and Montgomery is among the candidates for the Karl Malone Award (best power forward).

By mid-February, each watch list of 20 players will be narrowed down to 10. In March, five finalists will be presented to the various awards' committees and the Hall of Fame's selection committee. The winner of the 2019 positional awards will be presented at the ESPN College Basketball Awards Show on April 10. New this season, fan voting will be a part of all three rounds of voting before a winner is announced.

Kentucky in Season Openers

Kentucky has won nine of 10 in season openers under John Calipari.

Last season's loss to Duke snapped a nine-game winning streak that began when Calipari took the job.

Prior to last season's loss, Calipari-coached teams had won 14 straight regular-season openers dating back to his time at Memphis.



NOTES

CATS IN THE NBA

At the beginning of the 2019-20 season, 29 former Wildcats were on an opening-day roster, more than any other school in the country. Kentucky has enjoyed unprecedented success at putting players in the NBA under John Calipari. In the 10 seasons of the Calipari era, 38 players have been selected in the NBA Draft, more than any other school. Included in the recent run are 29 first-round picks, three No. 1 overall selections and 21 lottery selections.

Name	Team
Bam Adebayo	Miami Heat
Eric Bledsoe	Milwaukee Bucks
Devin Booker	Phoenix Suns
Willie Cauley-Stein	Golden State Warriors
DeMarcus Cousins	Los Angeles Lakers
Anthony Davis	Los Angeles Lakers
Hamido Diallo	Oklahoma City Thunder
De'Aaron Fox	Sacramento Kings
Wenyen Gabriel	Sacramento Kings
Shai Gilgeous-Alexander	Oklahoma City Thunder
Tyler Herro	Miami Heat
Keldon Johnson	San Antonio Spurs
Enes Kanter	Boston Celtics
Michael Kidd-Gilchrist	Charlotte Hornets
Brandon Knight	Cleveland Cavaliers
Kevin Knox	New York Knicks
Skal Labissière	Portland Trail Blazers
Trey Lyles	San Antonio Spurs
Darius Miller	New Orleans Pelicans
Malik Monk	Charlotte Hornets
Jamal Murray	Denver Nuggets
Nerlens Noel	Oklahoma City Thunder
Patrick Patterson	Los Angeles Clippers
Julius Randle	New York Knicks
Rajon Rondo	Los Angeles Lakers
Karl-Anthony Towns	Minnesota Timberwolves
Jarred Vanderbilt	Denver Nuggets
John Wall	Washington Wizards
PJ Washington	Charlotte Hornets

Several former Kentucky players are among NBA league leaders in the major statistical categories. Former UK players are in **BOLD** as of Nov. 1. Top 20 is the cutoff.

Points Per Game

1. James Harden (Rockets) - 36.6

T3. Anthony Davis (Lakers) - 29.2

7. Karl-Anthony Towns (Timberwolves) - 27.3

15. Devin Booker (Suns) - 24.4

Rebounds Per Game

1. Andre Drummond (Pistons) - 18.5

8. Anthony Davis (Lakers) - 11.6

9. Karl-Anthony Towns (Timberwolves) - 11.5

13. Julius Randle (Knicks) - 11.0

20. Bam Adebayo (Heat) - 9.8

Assists Per Game

1. LeBron James (Lakers) - 10.8

T20. De'Aaron Fox (Kings) - 6.3

Blocks Per Game

1. Anthony Davis (Lakers) - 2.8

13. Bam Adebayo (Heat) - 1.8

17. Karl-Anthony Towns (Timberwolves) - 1.8

Steals Per Game

1. Matisse Thybulle (76ers) - 3.0

3. Karl-Anthony Towns (Timberwolves) - 2.5

3-Pointers Per Game

1. Karl-Anthony Towns (Timberwolves) - 4.5

3-Point Percentage

1. Meyers Leonard (Heat) - .636

12. Karl-Anthony Towns (Timberwolves) - .529

15. PJ Washington (Hornets) - .520

Double-Doubles

1. Andre Drummond (Pistons) - 6

T2. Julius Randle (Knicks) - 5

T10. Karl-Anthony Towns (Timberwolves) - 3

T10. Bam Adebayo (Heat) - 3

T19. Anthony Davis (Lakers) - 2

UK Leads Nation with 29 Players on NBA Rosters

Some were certainly projected as can't-miss NBA prospects. But others were supposed to take several years to get there. Some had NBA potential but developed and blossomed in college. And others learned how to grind before they left school and carved their own path.

No matter what road they took to get there, for a large chunk of players on 2019-20 NBA opening-day rosters, the journey began at Kentucky.

As the 2019-20 NBA season began, a staggering 29 players on NBA opening-day rosters (including two-way and inactive lists) played and finished their college basketball careers at the University of Kentucky. Underscoring the fact that no other school in the country can match UK's ability to develop players and put them in the NBA, Kentucky's 29 players are once again the most of any college basketball program, beating the next-closest school (Duke with 24) by five players.

Of the 496 players in the NBA to start the 2019-20 season, 5.8 percent played and finished their college basketball careers at UK. There are actually fewer teams without a Wildcat (12) than there are NBA teams featuring Wildcats (18).

Kentucky's NBA dominance is best represented in Charlotte, Los Angeles (Lakers) and Oklahoma City, where a combined nine Wildcats now play at the highest level of the game. Former UK stars Michael Kidd Kidd-Gilchrist (2012), Malik Monk (2017) and PJ Washington (2018-19) call Charlotte their home; DeMarcus Cousins (2010), Anthony Davis (2012) and Rajon Rondo (2005-06) play for the Lakers; and Hamidou Diallo (2017-18), Shai Gilgeous-Alexander (2018) and Nerlens Noel (2013) suit up for OKC.

Five other franchises – the Denver Nuggets (Jamal Murray [2016], Jarred Vanderbilt [2018]), the Miami Heat (Bam Adebayo [2017], Tyler Herro [2019]), the New York Knicks (Julius Randle [2014], Kevin Knox [2018]), the Sacramento Kings (De'Aaron Fox [2017], Wenyen Gabriel [2017-18]) and the San Antonio Spurs (Keldon Johnson [2019], Trey Lyles [2015]) – open the season with at least two Wildcats apiece.

Rondo, now entering his 14th season, is the most experienced Kentucky player in the league, while Herro, Johnson and Washington are all in their rookie seasons.

Of the 29 Wildcats on an opening-day NBA roster, head coach John Calipari has coached 28 of them. With Derrick Rose (Detroit Pistons), who played for Calipari during the 2006-07 season at Memphis, Calipari has coached 29 players on 2019-20 opening-day rosters.

Kentucky has enjoyed unprecedented success at putting players in the NBA under Calipari. In the 10 seasons of the Calipari era, 38 players have been selected in the NBA Draft, more than any other school. Included in the recent run are 29 first-round picks, three No. 1 overall selections (Davis, Karl-Anthony Towns and John Wall) and 21 lottery selections.

Calipari's players are not only reaching the next level, they are succeeding when they do. His players have garnered 20 All-Star selections, with Davis winning the game's MVP honor in 2017. Rose was named league MVP in 2011. Five of his players have been tabbed All-NBA (Rose, Wall, Davis, Cousins and Towns), three have been named NBA Rookie of the Year (Rose, Tyreke Evans and Towns), and 12 players from Calipari's first nine teams at Kentucky have made the NBA All-Rookie teams.

Using figures compiled by basketball-reference.com and spotrac.com, Calipari-coached players only (which includes Rose but not Rondo) have amassed more than \$2.26 billion in career NBA contracts. In the 10 seasons Calipari has been the head coach at Kentucky, his players have totaled nearly \$1.9 billion in NBA contracts.

In just the 2019-20 season alone, UK players are slated to make more than \$255 million. Calipari-coached players only (which includes Rose but not Rondo) will make more than \$260 million.

Among the most noteworthy performances of the season so far:

- Washington hit seven 3-pointers on opening night en route to a rookie franchise-record 27 points in his debut. The seven 3-pointers are the most by any player in an NBA debut in the history of the league. He had 17 points at halftime, the most by a rookie at halftime in a season opener in more than 20 years
- Towns was named the Western Conference's Player of the Week following the opening week of action on Oct. 28. He averaged 32.0 points, 13.3 rebounds and 3.0 steals per game in three wins for the Timberwolves. According to NBA Stats, he is just the sixth player in NBA history to record at least 35 points and 10 rebounds in each of his first two games of the season
- On Oct. 29, Davis became the sixth different player in Lakers history with at least 40 points and 20 rebounds in a game, and the first since Shaquille O'Neal in 2003. He was believed to be the first player to record 40 points and 20 rebounds in 30 minutes or less
- Herro scored 29 points against the Hawks on Oct. 29 for a franchise record for a rookie off the bench. It's the most points for a Heat rookie since Dwyane Wade in 2004. He recorded 19 points on 5-of-6 shooting in the second quarter to become the first Heat rookie to score 19 points in a quarter since Caron Butler in 2003

Measurables

Wing Span

1. Nick Richards - 7'5"
2. Dontaie Allen - 7'2.50"
3. Nate Sestina - 7'2"
- T4. Keion Brooks Jr. - 7'1"
- T4. Johnny Juzang - 7'1"

Maximum Vertical

1. Kahlil Whitney - 42"
- T2. Keion Brooks Jr. - 37"
- T2. Immanuel Quickley - 37"
- T4. Nick Richards - 36.50"
- T4. Ashton Hagans - 36.50"

Hand Width

- T1. Kahlil Whitney - 11.5"
- T1. Dontaie Allen - 11.5"
3. Nate Sestina - 11"
- T4. Nick Richards - 10.5"
- T4. Keion Brooks Jr. - 10.5"

3/4-Court Sprint

1. Ashton Hagans - 3.11 secs.
- T2. Tyrese Maxey - 3.21 secs.
- T2. Immanuel Quickley - 3.21 secs.
4. Kahlil Whitney - 3.25 secs.
5. Brennan Canada - 3.31 secs.

Body Fat

1. Kahlil Whitney - 5.60%
2. Immanuel Quickley - 6.51%
3. Ashton Hagans - 7.00%
4. Tyrese Maxey - 7.21%
5. Nate Sestina - 7.31%

185-Pound Bench Press

1. Nick Richards - 18 reps
2. EJ Montgomery - 9 reps
3. Johnny Juzang - 8 reps
- T4. Whitney, Hagans, Welch - 6 reps



Three Players Drafted in 2019

Kentucky's aforementioned presence in the NBA was bolstered by yet another strong NBA Draft. Three players -- PJ Washington (12th to the Charlotte Hornets), Tyler Hero (13th to the Miami Heat) and Keldon Johnson (29th to the San Antonio Spurs) were all selected in the 2019 NBA Draft.

All three impressed in the NBA Summer League and preseason games.

In 10 seasons with John Calipari at the helm, Kentucky has churned out three No. 1 selections, 29 first-rounders, 21 lottery picks and 38 total players in the NBA Draft. The 38 draft picks are nearly twice as many as the next school (Duke). With another surge of first-round picks, Kentucky has more first-round selections (39) than any other school in the NBA lottery era (since 1985).

Kentucky Made Another Elite Eight Appearance in 2019

Kentucky made its nation-leading 58th all-time appearance and sixth straight in the NCAA Tournament in 2019 (59 on-court appearances as the 1988 appearance was vacated) and its 34th Elite Eight since 1951 (the first year when teams had to win one game to advance to the regional finals). The 34 Elite Eight berths are more than any other school.

The Wildcats, the No. 2 seed in the Midwest, earned their way to the regional finals by defeating Abilene Christian 79-44 and Wofford 62-56 in Jacksonville, Florida, before earning a 62-58 win over Houston in Kansas City, Missouri. UK lost in overtime to Auburn to end the season.

For the season, the Wildcats went 30-7 -- UK's fifth 30-win season under John Calipari -- with a 7-5 record vs. Associated Top 25 opponents.

With another banner season, UK continues to lead the country in several key categories in the 10 seasons since Calipari took over the reins:

- Total wins (305)
- NCAA Tournament wins (31)
- Final Four appearances (four)
- Elite Eight appearances (seven)
- Sweet 16 appearances (eight)

The Core Four

Kentucky's annual "graduation day" -- the NBA Draft -- once again resulted in big roster losses for the Wildcats, but UK returns a solid core of four players who played important parts during the successful 2018-19 season.

Junior Nick Richards and sophomores Ashton Hagans, Immanuel Quickley and EJ Montgomery returned to UK for the 2019-20 season, providing head coach John Calipari with valuable experience to go alongside another talented recruiting class.

The Wildcats return 36.8 percent of their minutes and 27.2 percent of their points from last season with the quartet of Hagans, Quickley, Montgomery and Richards. Combined, the four made 50 starts last season.

Hagans headlines the returners after sharing Southeastern Conference Defensive Player of

the Year honors last season. The CollegeInsider.com Kyle Macy Freshman All- America Team and CollegeInsider.com Lefty Drisell Defensive All-America Team selection totaled 61 steals in 2018-19, tied for the third most by a UK freshman in program history. He also averaged 7.7 points and 4.3 assists per game.

Quickley showed as much improvement last season as any player on the roster and evolved into a consistent shot-maker by conference play. He made 30 3-pointers and shot 82.8 percent from the free-throw line.

Montgomery displayed his versatility and ability in 37 appearances and 10 starts. His best game was an 11-point, 13-rebound effort vs. South Carolina.

Richards has appeared in 74 games with 40 starts over the last two seasons. He's blocked 80 shots -- including a team-best 47 in 2018- 19 -- over that time with 286 rebounds.

UK also welcomes back guard/forward Zan Payne, who redshirted last season as he recovered from a knee injury.

As for the young talent ...

What's New? Young and Talented Again

If it's not an annual certainty at this point, it's at least become a yearly expectation for John Calipari to reel in a top-ranked recruiting class every season. He's only done it in every year at Kentucky. This year's group is no exception.

The six-man freshman class includes guards Tyrese Maxey, Johnny Juzang and Dontaie Allen and forwards Keion Brooks Jr., Kahlil Whitney and walk-on Brennan Canada.

Officially the class was ranked No. 2 in the country by the Recruiting Services Consensus Index at the end of the high school season -- making Calipari 11 for 11 when it comes to top-three ranked recruiting classes -- but even the No. 2 ranking might not do this class justice.

Talent aside -- and this one has plenty of it -- this collection of prospects could be one of Calipari's best because of its versatility. Calipari checked just about every box in putting this class together.

There are shooters. There are playmakers. There is athleticism and toughness. Yes, there is a nice mix of guards and forwards, but this class is once again made up of "position-less" players, giving the Wildcats a number of options to attack teams.

And it doesn't even officially include newcomer Nate Sestina, an All-Patriot League selection (more on him below).

Of the six incoming freshmen, all five scholarship players are consensus five- or four-star prospects, three played in the Jordan Brand Classic and two in the McDonald's All American Game (Juzang was not eligible as a late reclassification).

The New Old Guy

After a successful season with Stanford graduate transfer Reid Travis, who played a key role in Kentucky advancing to the 2019 Elite Eight, UK added a graduate transfer for a second straight season. Nate Sestina, a forward from Bucknell, will join the Wildcats for 2019-20.

Although he's a different player on the court than Travis, he's expected to bring a similar

UK's Record vs. AP Ranked Opponents and as an AP Ranked Opponent Under Cal

Kentucky (RK)	Opponent Rank																									RV	NR	TOTAL
	1	2	3	4	5	6	7	8	9	10	11	12	13	14	15	16	17	18	19	20	21	22	23	24	25			
1	-	0-1	0-1	1-0	2-0	2-0	-	2-0	1-0	-	0-1	-	-	-	-	2-0	1-0	1-0	-	1-0	3-0	1-0	-	-	-	6-2	46-2	69-7
2	-	-	-	0-1	1-0	0-1	-	-	-	-	-	1-0	1-0	-	1-0	-	1-0	1-0	0-1	-	-	-	-	-	-	4-0	23-0	32-3
3	-	-	-	1-0	-	-	-	-	0-1	-	-	1-0	-	-	-	-	-	-	-	0-1	-	-	-	-	-	1-0	17-0	20-2
4	-	0-1	-	-	-	-	0-1	0-1	-	-	-	-	1-0	-	-	-	-	-	-	-	-	-	-	-	1-0	2-0	9-2	13-5
5	1-0	-	-	-	-	0-1	-	-	-	1-0	-	-	-	-	-	-	-	-	0-1	-	-	-	-	1-0	-	1-0	9-0	13-2
6	-	-	-	-	-	-	1-0	1-0	-	0-1	-	-	-	-	-	-	-	-	1-0	-	-	-	-	-	-	1-0	8-0	12-1
7	-	-	-	0-1	-	-	-	-	-	-	1-0	-	-	0-1	-	-	-	-	1-0	-	-	-	-	-	-	-	5-1	7-3
8	-	-	-	-	-	-	-	-	1-0	-	-	-	1-0	-	-	-	-	-	-	-	-	-	1-0	0-1	-	2-3	11-0	16-4
9	-	-	-	-	-	-	-	-	-	-	-	-	-	-	-	-	-	-	-	-	-	-	-	-	-	-	3-2	3-2
10	-	-	-	-	-	-	-	-	-	-	-	-	0-1	-	-	-	-	-	-	-	-	-	-	-	-	0-3	10-1	10-5
11	1-0	-	-	-	-	-	1-0	0-1	-	-	-	1-0	-	-	-	-	0-1	-	-	-	-	2-0	-	-	-	-	6-1	11-3
12	-	-	-	-	-	-	-	-	-	-	-	-	1-0	-	1-0	-	-	-	-	-	-	-	-	-	-	1-0	2-1	5-1
13	-	-	-	-	-	-	-	-	-	-	-	-	-	-	-	-	-	-	-	-	-	-	-	-	-	-	6-2	6-2
14	-	-	0-1	-	-	-	-	-	-	-	-	-	-	-	-	-	-	-	-	-	-	-	-	-	-	1-1	7-1	8-3
15	-	-	-	-	-	-	-	-	-	-	-	1-0	-	-	-	-	-	-	-	-	-	-	-	-	-	1-0	3-0	5-0
16	-	-	-	-	-	-	-	-	-	-	-	-	-	-	-	1-0	-	-	-	-	-	-	-	-	-	2-0	4-1	7-1
17	-	-	-	-	-	-	-	-	-	-	-	-	-	-	-	-	-	-	-	-	-	-	1-1	-	-	-	3-2	4-3
18	-	-	-	-	-	-	-	-	-	-	-	-	-	-	-	-	-	-	-	-	-	0-1	-	-	-	3-2	6-2	9-4
19	-	-	-	1-0	-	-	-	-	1-0	-	-	-	-	-	-	-	-	-	-	-	-	-	-	-	-	-	2-0	4-0
20	-	-	-	0-1	-	-	-	-	-	-	-	-	-	-	-	-	-	-	-	-	1-0	-	-	-	-	-	3-1	4-2
21	-	-	-	-	-	-	-	-	-	-	-	-	-	-	-	-	-	-	-	-	-	-	-	-	-	1-0	2-1	3-1
22	-	-	-	-	-	-	-	-	-	-	-	1-0	-	-	-	-	-	-	-	-	-	-	-	-	-	1-0	5-1	7-1
23	-	-	-	-	-	-	-	-	-	-	-	-	-	-	-	-	-	-	-	-	-	-	-	-	0-1	3-0	3-1	
24	-	-	-	-	-	-	-	-	-	-	-	-	-	0-1	-	-	-	-	-	-	-	-	-	-	-	-	0-1	0-2
25	0-1	-	-	-	-	-	0-1	-	-	-	-	-	-	-	-	-	-	-	-	-	-	-	-	-	-	-	1-1	1-3
RV	0-1	1-0	-	-	1-0	-	2-0	-	-	0-1	-	1-0	1-0	-	-	-	-	0-1	-	-	-	-	-	-	-	-	-	6-3
NR	-	-	-	0-1	-	-	-	-	-	-	1-0	-	-	-	1-0	-	-	-	-	-	-	-	-	-	-	-	-	2-1
TOTAL	2-2	1-2	0-2	3-4	4-1	2-1	4-2	3-1	3-2	1-2	2-1	4-0	5-0	2-2	1-1	4-0	3-0	1-2	2-2	1-1	4-0	4-0	1-2	1-1	1-0	Total	280-65	
																										Total	59-31	



NOTES

Points Per Possession

Game	Off. PPP	Def. PPP
vs. Michigan State		
EASTERN KENTUCKY		
EVANSVILLE		
UTAH VALLEY		
MOUNT ST. MARY'S		
LAMAR		
UAB		
FAIRLEIGH DICKINSON		
GEORGIA TECH		
vs. Utah		
vs. Ohio State		
LOUISVILLE		
MISSOURI		
at Georgia		
ALABAMA		
at South Carolina		
at Arkansas		
GEORGIA		
at Texas Tech		
VANDERBILT		
at Auburn		
MISSISSIPPI STATE		
at Tennessee		
at Vanderbilt		
OLE MISS		
at LSU		
FLORIDA		
at Texas A&M		
AUBURN		
TENNESSEE		
at Florida		

Overall

- UK offensive high -
- UK offensive low -
- Kentucky SEC offensive high -
- Kentucky SEC offensive low -
- Kentucky postseason high -
- Kentucky postseason low -
- Opponent offensive high -
- Opponent offensive low -
- Opponent SEC offensive high -
- Opponent SEC offensive low -
- Opponent postseason high -
- Opponent postseason low -

Clutch Free Throws

Free-throw totals during a single-digit game with 5:00 to play or OT:

Player	FTs (Pct.)
Kentucky	0-0 (.000)

blend of talent and experience.

The 6-foot-9, 234-pound forward emerged last season as a versatile big man for Bucknell who can impact the game both inside the paint and on the perimeter. In his first season as a starter, Sestina averaged 15.8 points per game, a team-high 8.5 rebounds and 1.1 blocks.

Sestina shot 53.6 percent from the floor but did his damage from all over the floor. He made 41 3-pointers in his senior season at a 38.0 percent clip.

The All-Patriot Second Team selection ranked sixth in the league in scoring and second in rebounding. He scored in double figures in 27 of 31 games and posted 11 double-doubles. He scored 20 or more points in 10 games, including his final two games that led to Patriot League All-Tournament Team honors.

He's shown his ability to make shots from the floor in the pre-season, drawing high praise from head coach John Calipari, who has called him a bigger, stronger Derek Willis because of his ability to stretch the floor and hit shots.

Sestina is the third graduate transfer under Calipari, joining Travis from last season and Julius Mays in 2012-13. He transferred to UK to pursue a master's degree after graduating with his undergraduate degree in geography from Bucknell.

Michigan State has seen Sestina before. While at Bucknell, Sestina posted seven points and seven rebounds vs. the Spartans in the first round of the 2018 NCAA Tournament.

Other Roster Moves: Welch, Jordan Add Depth

Even with key returners, a deep and talented recruiting class, and the addition of graduate transfer Nate Sestina, Kentucky suffered major losses from last season. Four Wildcats are playing professionally, Jonny David graduated, and Brad Calipari and Jemarl Baker Jr. transferred.

From a numbers standpoint, UK needed more depth.

The Wildcats found some with the additions of junior walk-on Riley Welch and redshirt sophomore Ben Jordan, who plays on the Kentucky baseball team.

Welch, a 6-foot guard from Colorado, suited up for UC Irvine in 2017-18 and played last season at College of the Desert in Palm Desert, California. He saw action in 27 games as a true freshman at UC Irvine and scored 14 points.

Last season, at College of the Desert, Welch appeared in 27 games. He averaged 8.2 points for the Roadrunners in addition to 5.0 assists, 3.5 rebounds and 31 made shots from behind the arc.

Welch appeared to be the last addition to the team, but Calipari made a late add -- announcing the official move on the day of the Blue-White Game -- with Jordan, a 6-9 forward. With a thin front-court, the Wildcats brought in Jordan, a physical, 250-pound post player, to assist in practice.

Although Jordan is a highly regarded baseball prospect with a lively arm, he's also a talented basketball player. He played at West Carter High School in Olive Hill, Kentucky, where he was the all-time leading rebounder and shot blocker and the eighth all-time leading scorer.

Jordan won Eastern Kentucky Conference Defensive Player of the Year in his senior season in addition to EKC First Team honors. He averaged 12.2 rebounds a contest in his final year.

Jordan is expected to be a major part of the UK baseball team in the spring. A 2016 Under Armour All-American in high school, he appeared in 10 games last season after redshirting in 2018 with an injury. Over the summer, playing for the Gaithersburg Giants of the Cal Ripken College Baseball League, Jordan appeared in seven games with six starts. He went 1-1 with a 2.70 ERA in 26.2 innings, allowing just 14 hits while striking out 36 en route to First Team All-Cal Ripken League honors.

Jordan is Kentucky men's basketball's first multi-sport player since Nehemiah "Junior" Braddy, who played four seasons with the basketball team (1990-93) and one with the baseball team (1991). It's worth noting that while former UK basketball player E.J. Floreal played both basketball (2014-16) and track at Kentucky, he didn't begin his track career until after leaving basketball.

S-E-C! S-E-C! S-E-C!

Kentucky has the unquestionable reputation as the league's gold standard. Since the SEC's inception in 1932-33, the Wildcats are the most dominant team in the league, recording a 997-281 mark (.780) in regular-season conference play. Only one other team has won more than 750 regular-season SEC games (Alabama), and

no other team owns a better winning percentage.

- Kentucky has averaged 11.6 wins and only 3.3 losses per season in 86 seasons in the SEC
- UK has won 48 SEC titles and 31 SEC Tournament championships
- The Wildcats have won 16 of the last 28 SEC Tournament titles
- Kentucky has captured at least a share of five of the last 10 SEC regular-season championships under head coach John Calipari
- UK has played in the championship game of the SEC Tournament in eight of Calipari's 10 seasons, winning the tournament six times
- Seven teams made the 2019 NCAA Tournament field, tied for the second most of any league in the country
- The SEC had two teams in the Elite Eight, one in the Final Four and went 12-7 in NCAA Tournament games in 2019
- Four SEC teams start the season in the Associated Press Top 25. In addition to UK, SEC members Florida (6), LSU (22) and Auburn (24) were also ranked. Four more teams in Tennessee, Missouri, Mississippi State and Alabama sit just outside the top 25 and received votes

Hold Them to 55 Points, 40 Percent

Defense has always been a recipe for success for the Wildcats under John Calipari. The special ingredient: 55 points. UK is a perfect 74-0 under Calipari when holding the opponent to 55 points or fewer, including 10-0 last season. The Wildcats are 173-7 (.961) under Calipari when limiting the opponent to 63 points or less. Kentucky's 61-59 loss to Tennessee in 2017-18 snapped a 60-game winning streak when holding the opponent to 63 or less.

Kentucky has also fared well when it keeps its opponents to 40 percent or less from the floor. UK is 187-16 (.921) against opponents under Calipari when its field-goal percentage is 40 percent or lower, including 18-1 last season (Auburn shot 40.0 percent in the final game to hand the Wildcats their lone loss).

Cats Don't Count on the Long Ball

New rules this season that moved the 3-point line to the international basketball distance of 22 feet, 1.75 inches shouldn't be concerning for the Wildcats.

For one, with this guard- and wing-oriented team, the 2019-20 team not only has capable shooters, it has a stable of them.

But maybe more pertinent, Kentucky has not relied on the 3-point shot under John Calipari. While the trend nationally has seen teams take more 3-point shots than ever before, UK has bucked the trend and played to the style that's best suited that particular group.

The highest percentage of 3-point shots taken under Calipari was the 2010-11 Final Four team that lofted 32.4 percent of its shots from beyond the arc. No surprise, that team that consisted of Brandon Knight and Doron Lamb on the perimeter is also Calipari's top 3-point shooting team at Kentucky.

Calipari likes his teams to take between 20 to 24 3-point attempts per game.

Year	Pct. of Attempts that were 3s	3-Point FG Pct.
2009-10:	.313	.331 (lowest)
2010-11:	.324 (highest)	.397 (highest)
2011-12:	.265	.378
2012-13:	.293	.346
2013-14:	.276	.332
2014-15:	.271	.349
2015-16:	.310	.366
2016-17:	.316	.353
2017-18:	.258 (lowest)	.357
2018-19:	.296	.354

Big-Game Cal, Cats

John Calipari's teams aren't just good against the best teams in the country, they're great. Not only does Kentucky own a 59-31 record (.656) vs. Associated Press Top 25 teams under Calipari, UK is 6-4 when both teams are ranked in the AP top five.

All-time, Calipari is 12-8 when both teams are ranked in the AP top five. When both teams are ranked in the AP Top 25, Calipari's all-time record is 82-54, including a 51-27 mark at Kentucky. When both are ranked in the top 10 he has a 26-18 record, including 15-11 at UK.

Last season, Kentucky answered the bell of big-time showdowns



after an early season lesson vs. Duke. UK was 7-5 vs. AP Top 25 teams, including three victories over top-10 foes.

When Kentucky beat then-No. 1 Tennessee on Feb. 19, it marked UK's first win vs. the AP No. 1 team since toppling Ohio State in the 2011 NCAA Tournament. All-time it was the Wildcats' eighth victory for the No. 1 team in 23 tries and its second largest margin of victory.

Calipari improved to 5-4 vs. the No. 1 team in his career with the win vs. Tennessee, including 2-2 at Kentucky. According to SEC Network at the time, there are 87 coaches who have faced the No. 1 team in the country at least seven times but Calipari is the only coach with a winning record.

Cats Deliver the Knockout Punch

UK is 260-6 (.977) in the John Calipari era when leading by at least 10 points at any time in the contest.

When Kentucky couldn't put away Auburn in the 2019 Elite Eight after leading by as many as 11 points in the first half, it was the first time the Wildcats let a double-digit lead wind up in a loss since losing a 14-point lead to South Carolina in 2017-18. Five of the six losses are to conference opponents.

Perhaps most impressive of all is that 70.7 percent of games Calipari has coached in at Kentucky have produced 10-point leads at some point during the game for UK. The Wildcats have led by 10 points or more in a whopping 85.2 percent of Calipari's 305 career wins at Kentucky.

Always Efficient

According to Ken Pomeroy's calculations on kenpom.com, UK's teams under John Calipari have consistently ranked among the most efficient teams in the country per possession.

Year	Offense (Rank)	Defense (Rank)	Overall
2019	117.6 (14)	90.1 (8)	8th
2018	115.8 (24)	95.4 (22)	17th
2017	119.1 (12)	91.4 (7)	4th
2016	120.4 (5)	98.0 (53)	6th
2015	119.3 (5)	86.5 (2)	1st
2014	117.6 (10)	96.9 (41)	11th
2013	108.8 (42)	99.1 (129)	42nd
2012	122.9 (2)	88.2 (9)	1st
2011	118.1 (7)	90.4 (15)	6th
2010	116.1 (15)	86.2 (6)	3rd

Taking Care of Business

Kentucky's 59-31 record vs. opponents ranked in the Associated Press Top 25 in John Calipari's tenure is impressive, but the Wildcats' ability to beat all-comers can't be overlooked. Under Calipari, UK is 246-40 vs. unranked competition, an .860 winning percentage.

Bounce Back

The Wildcats don't lose very often during the John Calipari era, but when they do, they almost always bounce back. UK is 50-12 under Calipari following a loss (record does not count end-of-season losses).

The Wildcats have only lost back-to-back games 12 times during the Calipari era with three of those losses having come during a four-game losing streak from Feb. 3-14, 2018. That was the first four-game losing streak under Calipari.

Previously, the last time UK lost four games in a row was in February 2009, when the Wildcats dropped four straight games to end the regular season. It was the first time Calipari had lost four straight since the end of the 2004-05 season at Memphis.

Best in the Bluegrass

Kentucky has dominant teams in the state under John Calipari. Kentucky is 17-2 against in-state foes with Calipari at the helm.

The mark also includes a 10-2 mark vs. Louisville. Two of the victories over the Cardinals were in postseason play. UK's four-game winning streak was snapped in 2016-17 but the Wildcats won all five meetings played in Rupp Arena, including a 29-point blowout in 2017-18,

the third-biggest margin of victory in the history of the series. Louisville's two wins are by a combined six points.

Here's a list of the meetings between the state's two premier programs since Calipari took over at UK:

- Jan. 2, 2010 - UK won 71-62 at Rupp Arena
- Dec. 31, 2010 - UK won 78-63 at the KFC Yum! Center
- Dec. 31, 2011 - UK won 69-62 at Rupp Arena
- March 31, 2012 - UK won 69-61 at the Superdome (NCAA Final Four in New Orleans)
- Dec. 29, 2012 - Louisville won 80-77 at the KFC Yum! Center
- Dec. 28, 2013 - UK won 73-66 at Rupp Arena
- March 28, 2014 - UK won 74-69 at Lucas Oil Stadium (NCAA Sweet 16 in Indianapolis)
- Dec. 27, 2014 - UK won 58-50 at the KFC Yum! Center
- Dec. 26, 2015 - UK won 75-73 at Rupp Arena
- Dec. 21, 2016 - Louisville won 73-70 at the KFC Yum! Center
- Dec. 29, 2017 - UK won 90-61 at Rupp Arena
- Dec. 29, 2018 - UK won 71-58 at the KFC Yum! Center

Cousins Inducted into UK Athletics Hall of Fame

DeMarcus Cousins was inducted into the UK Athletics Hall of Fame as a member of the 2019 class in September.

Cousins was one of the key players on the 2009-10 Kentucky team that went to the Elite Eight in John Calipari's first season at UK. Cousins was named an NCAA Consensus Second Team All-American, including first-team recognition from the Associated Press, the 2010 Southeastern Conference Freshman of the Year by the league's coaches, and an All-SEC First Team (AP and coaches) selection.

While at UK, Cousins led the Wildcats to a No. 1 national ranking, an SEC regular-season championship and an SEC Tournament championship. He averaged 15.1 points and 9.9 rebounds and concluded freshman season with eighth-most rebounds in a single season in UK history with 375.

Following his one season in Lexington, Cousins was selected by the Sacramento Kings with the fifth overall pick in the 2010 NBA Draft. He's since gone on to a highly successful NBA career. He is a four-time NBA All-Star, was named to All-NBA Second Team in 2015 and 2016, and averaged double figures in all of his nine seasons in the league, including 20-plus points in five of them.

Family Returns Home for Alumni Weekend

Kentucky has held a number of alumni functions in recent seasons, including alumni games, Big Blue Madness and reunions for elite teams, but UK welcomed back any and everyone with ties to the program for an alumni weekend Oct. 18-19. Former players, coaches, staff members, managers and more were invited back.

Festivities included the Blue-White Game, tours of the practice facility Saturday morning, lunch, practice and a reception Saturday night. Approximately 90 former players, coaches and staff members -- plus their family and friends -- spanning eight different decades were in attendance.

Success Rate

The Wildcats received an NCAA award in the spring of 2019 for placing in the top 10 percent of all men's basketball teams in the country in the NCAA's annual Academic Progress Rate. UK scored a perfect 1,000. It's the fifth straight year the men's basketball team received the award and the sixth time since 2009.

The APR provides a real-time look at a team's academic success by the progress of each student-athlete on scholarship. The APR measures academic eligibility, retention and graduation. The scores are a four-year composite, covering the 2014-15 through 2017-18 school years.

Every Division I sports team across the nation calculates its APR each academic year, similar to a report card. Scholarship student-athletes each semester earn one point for remaining eligible and one point for staying in school or graduating.

UK has received a perfect 1,000 mark in each of the last six single-year APR rates.

The NCAA cut score to compete in the 2019-20 postseason is a 930 four-year APR. Teams scoring below 930 can face consequences intended to direct additional focus on academics.

Lineup Comparison

A breakdown of Kentucky's lineups during the two exhibition games:

Most Frequent Lineups	Total Minutes	Points For	Points Against	+/-	+/- per 40 min.
Hagens, Montgomery, Sestina, Whitney, Maxey	5:37	9	2	+7	+49.85
Hagens, Richards, Quickley, Brooks, Montgomery	5:24	18	4	+14	+103.70
Hagens, Quickley, Brooks Jr., Sestina, Montgomery	4:33	7	1	+6	+52.75
Brooks Jr., Montgomery, Whitney, Maxey, Juzang	4:33	9	8	+1	+8.79
Montgomery, Sestina, Whitney, Maxey, Juzang	4:31	2	8	-6	-53.14
Brooks Jr., Sestina, Whitney, Maxey, Juzang	4:23	12	7	+5	+45.63
Hagens, Brooks Jr., Montgomery, Whitney, Maxey	3:09	8	6	+2	+25.40
Hagens, Montgomery, Sestina, Maxey, Juzang	3:05	10	6	+4	+51.89
Hagens, Quickley, Montgomery, Sestina, Whitney	3:03	7	3	+4	+52.46
Hagens, Brooks Jr., Sestina, Whitney, Juzang	2:37	6	0	+6	+91.72



KENTUCKY BY THE NUMBERS

Date	Opponent	Result	Points	Rebounds	Blocks	Steals	Assists
O. 27	GEORGETOWN COLLEGE (Exh.)	W, 80-53	Quickley - 16	Sestina - 10	Montgomery - 3 [^]	Hagans - 4 [^]	Hagans - 10 [^]
N. 1	KENTUCKY STATE (Exh.)	W, 83-51	Two tied - 15 [^]	Brooks Jr. - 9 [^]	Whitney - 3 [^]	Three tied - 3 [^]	Hagans - 9 [^]
N.5	Michigan State ¹						
N.8	EASTERN KENTUCKY						
N.12	EVANSVILLE						
N.18	UTAH VALLEY²						
N.22	MOUNT ST. MARY'S²						
N.24	LAMAR²						
N.29	UAB²						
D.7	FAIRLEIGH DICKINSON						
D. 14	GEORGIA TECH						
D.18	Utah ³						
D.21	Ohio State ⁴						
D.28	LOUISVILLE						
J. 4	MISSOURI*						
J. 7	at Georgia*						
J. 11	ALABAMA*						
J. 15	at South Carolina*						
J. 18	at Arkansas*						
J. 21	GEORGIA						
J. 25	at Texas Tech ⁵						
J. 29	VANDERBILT*						
F. 1	at Auburn*						
F. 4	MISSISSIPPI STATE*						
F. 8	at Tennessee*						
F. 11	at Vanderbilt*						
F. 15	OLE MISS*						
F. 18	at LSU*						
F. 22	FLORIDA*						
F. 25	at Texas A&M*						
F. 29	AUBURN*						
M. 3	TENNESSEE*						
M. 7	at Florida*						

	Times Led	Times Led	Times Led	Times Led	Times Led
All home games in BOLD CAPS ; ExhibitionS in BOLD ITALICS *SEC game, ^ game high					
1 - Champions Classic (Madison Square Garden New York)					
2 - BBN Showcase (Rupp Arena)					
3 - (T-Mobile Arena Las Vegas)					
4 - CBS Sports Classic (T-Mobile Arena Las Vegas)					
5 - BIG 12/SEC Challenge (Rupp Arena)					
6 - SEC Tournament (Bridgestone Arena Nashville, Tenn.)					

Comparing the Calipari Era

A look at the statistics of each team throughout the John Calipari era ...

Year	FG%	Opp. FG%	3-Pt. FG%	FT%	RPG	Assists	TOs.	Blocks	Steals	Points	PPG	Record
2018-19	.477	.400	.354	.739	38.5	501	466	176	220	2,806	75.8	30-7
2017-18	.472	.404	.357	.698	38.6	489	481	176	208	2,840	76.8	26-11
2016-17	.473	.424	.353	.703	39.9	585	443	201	229	3,225	84.9	32-6
2015-16	.478	.397	.366	.690	38.8	512	402	209	206	2,861	79.5	27-9
2014-15	.468	.354	.349	.726	38.0	553	408	268	253	2,900	74.4	38-1
2013-14	.453	.411	.332	.682	40.2	446	481	236	189	2,992	74.8	29-11
2012-13	.475	.392	.346	.642	37.8	441	430	217	185	2,396	72.6	21-12
2011-12	.488	.374	.378	.723	38.9	531	453	344	242	3,095	77.4	38-2
2010-11	.459	.393	.397	.710	37.4	482	406	239	211	2,845	74.9	29-9
2009-10	.478	.378	.331	.668	41.7	573	547	273	279	3,012	79.3	35-3



MISCELLANEOUS STATS

Team Leaders

NO.	NAME	GAME LEADERS					GAMES WITH							
		PTS.	REBS.	BLKS.	ASSTS.	STLS.	10+ PTS	20+ PTS	10+REBS	3+ASSTS	3+BLKS	3+STLS	3+3S	DOUBLE-DOUBLE
0	Ashton Hagans	-(2)	-(1)	-(1)	-(26)	-(17)	-(13)	-(1)	-	-(29)	-	-(10)	-	-(1)
1	Nate Sestina*	-(9)	-(27)	-(32)	-	-(12)	-(40)	-(10)	-(12)	-(9)	-(5)	-	-(4)	-(11)
2	Kahlil Whitney	-	-	-	-	-	-	-	-	-	-	-	-	-
3	Tyrese Maxey	-	-	-	-	-	-	-	-	-	-	-	-	-
4	Nick Richards	-(1)	-(12)	-(28)	-	-	-(9)	-(1)	-(3)	-	-(12)	-	-	-(1)
5	Immanuel Quickley	-(1)	-	-	-(1)	-(2)	-(6)	-	-	-(3)	-	-(1)	-(2)	-
10	Johnny Juzang	-	-	-	-	-	-	-	-	-	-	-	-	-
11	Dontaie Allen	-	-	-	-	-	-	-	-	-	-	-	-	-
12	Keion Brooks Jr.	-	-	-	-	-	-	-	-	-	-	-	-	-
13	Riley Welch^	-	-	-	-(1)	-	-	-	-(2)	-	-	-	-	-
14	Brennan Canada	-	-	-	-	-	-	-	-	-	-	-	-	-
21	Zan Payne	-	-	-	-	-	-	-	-	-	-	-	-	-
23	EJ Montgomery	-	-(3)	-(14)	-	-(6)	-(2)	-	-(2)	-	-(3)	-(1)	-	-(1)

Career total in (parentheses); *includes Bucknell career; ^includes UC Irvine career

Starting Lineups

Guard Guard G/F Forward Forward Games W-L

Starter Games Started Wins Losses

Streaks

Win-Loss Margins

Overall	Lost 1	Margin	Games Won	Games Lost
Unranked AP teams anywhere	Won 14			
Ranked AP teams anywhere	Lost 1	1		
Home	Won 4			
Home AP ranked teams	Won 1	2		
Home AP unranked teams	Won 19			
Home SEC	Won 4	3		
Home nonconference	Won 18			
Home AP ranked SEC	Won 1	4		
Home AP unranked SEC	Won 11			
Home AP ranked nonconference	Won 1	5		
Home AP unranked nonconference	Won 51			
Road	Won 1	6		
Road AP ranked teams	Lost 1	7		
Road AP unranked teams	Won 6			
Road SEC	Won 1	8		
Road nonconference	Won 2			
Road AP ranked SEC	Lost 1	9		
Road AP unranked SEC	Won 6			
Road AP ranked nonconference	Won 1	10		
Road AP unranked nonconference	Won 1			
Neutral	Lost 1	11		
Neutral AP ranked teams	Lost 1			
Neutral AP unranked teams	Won 2	12		
Neutral SEC	Lost 2			
Neutral nonconference	Won 3	13		
Neutral AP ranked SEC	Lost 2			
Neutral AP unranked SEC	Won 12	14		
Neutral AP ranked nonconference	Won 3			
Neutral AP unranked nonconference	Won 1	15		
Active Consecutive Made Starts		16		
Ashton Hagans	29			
EJ Montgomery	4	17		
Active Consecutive Made Free Throws		18		
Ashton Hagans	4			
EJ Montgomery	1	19		
Active Consecutive Games with a 3-Pointer		20		
Immanuel Quickley	2	21		
Ashton Hagans	1	22		
		23		
		24		
		25+		

Kentucky's Record When ...

KENTUCKY RECORD	ALL	SEC	KENTUCKY RECORD	ALL	SEC
Leading at halftime:	0-0	0-0	On CBS:	0-0	0-0
Tied at the half:	0-0	0-0	On TBS:	0-0	0-0
Trailing at halftime:	0-0	0-0	On ESPN/ESPN2/ESPNU:	0-0	0-0
Shoot 50% or better:	0-0	0-0	On FOX:	0-0	0-0
Shoot less than 50%:	0-0	0-0	On SEC Network/(+):	0-0	0-0
Shoot higher % than opp.:	0-0	0-0	vs. SEC at home:	0-0	0-0
Shoot lower % than opp.:	0-0	0-0	vs. SEC on road:	0-0	0-0
Opp. shoot worse than 50%:	0-0	0-0	Games vs. AP ranked opp.:	0-0	0-0
Opp. shoot 50% or higher:	0-0	0-0	Games following a loss:	0-0	0-0
Score less than 60 points:	0-0	0-0	Games following a win:	0-0	0-0
Score 60-69 points:	0-0	0-0	More points in the paint:	0-0	0-0
Score 70-79 points:	0-0	0-0	Fewer/Same points in the paint:	0-0	0-0
Score 80-89 points:	0-0	0-0	More bench points than opp.:	0-0	0-0
Score 90-99 points:	0-0	0-0	Fewer or same bench pts.:	0-0	0-0
Score 100+ points:	0-0	0-0	More 2nd-chance points:	0-0	0-0
Opp. score less than 60 pts.:	0-0	0-0	Fewer or same 2nd chance pts.:	0-0	0-0
Opp. score 60-69 pts.:	0-0	0-0	More or same points off TOs:	0-0	0-0
Opp. score 70-79 pts.:	0-0	0-0	Fewer points off TOs:	0-0	0-0
Opp. score 80-89 points:	0-0	0-0	On Monday:	0-0	0-0
Opp. score 90-99 points:	0-0	0-0	On Tuesday:	0-0	0-0
Opp. score 100+ points:	0-0	0-0	On Wednesday:	0-0	0-0
Outrebounded opponent:	0-0	0-0	On Thursday:	0-0	0-0
Outrebounded by opponent:	0-0	0-0	On Friday:	0-0	0-0
Equal number of rebounds:	0-0	0-0	On Saturday:	0-0	0-0
Fewer turnovers than opp.:	0-0	0-0	On Sunday:	0-0	0-0
Same turnovers as opp.:	0-0	0-0	In November:	0-0	0-0
More turnovers than opp.:	0-0	0-0	In December:	0-0	0-0
Make 8 or more 3-pointers:	0-0	0-0	In January:	0-0	0-0
Make 7 or fewer 3-pointers:	0-0	0-0	In February:	0-0	0-0
Games decided by 5 or fewer:	0-0	0-0	In March:	0-0	0-0
Overtime games:	0-0	0-0	In April:	0-0	0-0

How the Cats are Scoring

Dunk Tracker

Player	Dunks in 2019-20	Dunks in Career
Nick Richards		52
EJ Montgomery		18
Ashton Hagans		3
Immanuel Quickley		1

Fast Facts

Shooting Percentage
Avg. Assists Per Game
Points Off Turnovers
Second-Chance Points
Points in the Paint
Fast Break Points
Bench Points
Points Per Possession
Avg. Time of Possession

First Points of the Game

Player Dunk/Layup Jumper 3PT FT



THE LAST TIME UK ...

INDIVIDUALS

SCORING

Scored 25 points: PJ Washington (28) vs. Auburn, 3/31/19
Scored 30 points: Shai Gilgeous-Alexander (30) vs. Vanderbilt, 1/30/18
Scored 35 Points: De'Aaron Fox (39) vs. UCLA, 3/24/17
Scored 40 points: Malik Monk (47) vs. North Carolina, 12/17/16
Scored 45 points: Malik Monk (47) vs. North Carolina, 12/17/16
Scored 50 points: Jodie Meeks (54) at Tennessee, 1/13/09
Scored 55 points: Never
Two players had 20 points: Keldon Johnson (22), Tyler Herro (20), at Ole Miss, 3/5/19
Three players had 20 points: DeMarcus Cousins (27)/John Wall (21)/Patrick Patterson (20) vs. Sam Houston State, 11/19/09
Two players had 30 points: Patrick Patterson (33) and Jodie Meeks (32) vs. Tennessee State, 12/22/08
Scored 20 points in two straight games: PJ Washington (4) 2/5/19 - 2/16/19
Scored 20 points in three straight games: PJ Washington (4) 2/5/19 - 2/16/19
Scored 20 points in four straight games: PJ Washington (4) 2/5/19 - 2/16/19
Scored 20 points in five straight games: Jamal Murray (12) 2/2/16 - 3/12/16
Scored 20 points in six straight games: Jamal Murray (12) 2/2/16 - 3/12/16
Scored 20 points in seven straight games: Jamal Murray (12) 2/2/16 - 3/12/16
Scored 20 points in eight straight games: Jamal Murray (12) 2/2/16 - 3/12/16
Scored 20 points in nine straight games: Jamal Murray (12) 2/2/16 - 3/12/16
Scored 20 points in 10 straight games: Jamal Murray (12) 2/2/16 - 3/12/16
Scored 20 points in 11 straight games: Jamal Murray (12) 2/2/16 - 3/12/16
Scored 20 points in 12 straight games: Jamal Murray (12) 2/2/16 - 3/12/16
Scored 20 points in 15 straight games: Dan Issel (18) 12/1/69 - 2/7/70
Scored 25 points in three straight games: Tayshaun Prince (3) 3/11/01-3/17/01
Scored 30 points in two straight games: Jodie Meeks vs. Appalachian State (46) 12/20/08; vs. Tennessee State (32) 12/22/08
Scored 30 points in three straight games: Dan Issel (6) 2/14/70 - 3/2/70
Scored in double figures in 10 straight games: PJ Washington (12) 1/15/19-2/23/19
Scored in double figures in 15 straight games: Malik Monk (30) 11/11/16-2/28/17
Scored in double figures in 20 straight games: Malik Monk (30) 11/11/16-2/28/17
Scored in double figures in 25 straight games: Malik Monk (30) 11/11/16-2/28/17
Scored in double figures in 30 straight games: Malik Monk (30) 11/11/16-2/28/17
Scored in double figures in 33 straight games: Jamal Murray (34) 11/17/15 - 3/19/16
Scored in double figures in 34 straight games: Jamal Murray (34) 11/17/15 - 3/19/16
Scored in double figures in 35 straight games: Kenny Walker (36) 11/14/85 - 3/22/86
Five players scored in double figures: PJ Washington (16), Keldon Johnson (15), Reid Travis (11), Tyler Herro (10), Ashton Hagans (10) vs. Tennessee, 3/16/19
Six players scored in double figures: Kevin Knox (21), Shai Gilgeous-Alexander (14), Quade Green (12), PJ Washington (12), Hamidou Diallo (11), Jarred Vanderbilt (11) vs. Missouri, 2/24/18
Seven players scored in double figures: Randolph Morris (17), Kelenna Azubuike (15), Patrick Sparks (14), Chuck Hayes (12), Rajon Rondo (11), Ravi Moss (10) and Rameel Bradley (10) vs. Mississippi State 2/19/05
Four players with 15 or more points: Kevin Knox (22), Quade Green (18), Shai Gilgeous-Alexander (17), Wenyen Gabriel (15) vs. Ole Miss, 2/28/18

DOUBLE-DOUBLES

Double-double: PJ Washington (28 points, 13 rebounds), Keldon Johnson (14 points, 10 rebounds) vs. Auburn, 3/31/19
Triple-double: Isaiah Briscoe (19 points, 11 rebounds, 10 assists) at Ole Miss, 12/29/16
20-10 (rebs) game: PJ Washington (28 points, 13 rebounds)

vs. Auburn, 3/31/19
20-10 (assts) game: De'Aaron Fox (24 points, 10 assists) vs. North Carolina, 12/17/16
20-15 game: Nick Richards (25 points, 15 rebounds) vs. Fort Wayne, 11/22/17
30-10 game: Tayshaun Prince (33 points, 11 rebounds) vs. Tennessee State, 12/22/98
Back-to-back 20-10 games: PJ Washington (20 p, 13 r) vs. Kansas, 1/26/19; (26 p, 12 r) at Vanderbilt, 1/29/19
Three straight 20-10 games: Julius Randle (3) 11/8/13 - 11/12/13
Double-double in points and rebs.: PJ Washington (28 points, 13 rebounds), Keldon Johnson (14 points, 10 rebounds) vs. Auburn, 3/31/19
Double-double in points and assists: Ashton Hagans (10 points, 12 assists) vs. Tennessee, 3/16/19
Double-double in points and blocks: Never
Double-double in points and steals: Never
Double-double in two consecutive games: PJ Washington (20 p, 13 r) vs. Kansas, 1/26/19; (26 p, 12 r) at Vanderbilt, 1/29/19; (15 p, 12 r) at Florida, 2/2/19
Double-double in three consecutive games: PJ Washington (20 p, 13 r) vs. Kansas, 1/26/19; (26 p, 12 r) at Vanderbilt, 1/29/19; (15 p, 12 r) at Florida, 2/2/19
Double-double in four consecutive games: Julius Randle (19 p, 15 r) vs. Kansas State, 3/21/14; (13 p, 10 r), vs. Wichita State, 3/23/14; (15 p, 12 r), vs. Louisville, 3/28/14; (16 p, 11 r), vs. Michigan, 3/30/14
Double-double in five consecutive games: Julius Randle (14 p, 10 r) at Arkansas, (2/27/14); (10 p, 15 r) at South Carolina (3/1/14); (12 p, 11 r) vs. Alabama, (3/4/14); (16 p, 10 r) at Florida, (3/8/14); (17 p, 16 r) vs. LSU, (3/14/14); (12 p, 11 r) vs. Georgia, (3/15/14)
Double-double in six consecutive games: Julius Randle (14 p, 10 r) at Arkansas, (2/27/14); (10 p, 15 r) at South Carolina (3/1/14); (12 p, 11 r) vs. Alabama, (3/4/14); (16 p, 10 r) at Florida, (3/8/14); (17 p, 16 r) vs. LSU, (3/14/14); (12 p, 11 r) vs. Georgia, (3/15/14)
Double-double in seven consecutive games: Julius Randle (7) 11/18/13-11/27/13
Double-double in 10 consecutive games: Jim Andrews, 1972-73 season
Two players record double-doubles: PJ Washington (28 points, 13 rebounds), Keldon Johnson (14 points, 10 rebounds) vs. Auburn, 3/31/19
Three players record double-doubles: PJ Washington (20 points, 13 rebounds), Reid Travis (18 points, 12 rebounds), Keldon Johnson (15 points, 10 rebounds) vs. Kansas, 1/26/19
Four players record double-doubles: Jack Givens (30 pts, 13 rebs)/Kyle Macy (16 pts, 10 assts)/Mike Phillips (22 pts, 18 rebs)/Rick Robey (23 pts, 13 rebs) vs. Southern Methodist, 11/26/77
Five players record double-doubles: Never

FIELD GOALS

Made 12 FG in a game: Shai Gilgeous-Alexander (12) vs. Vanderbilt, 1/30/18
Made 15 FG in a game: Malik Monk (18) vs. North Carolina, 12/17/16
Made 16 FG in a game: Malik Monk (18) vs. North Carolina, 12/17/16
Made 17 FG in a game: Malik Monk (18) vs. North Carolina, 12/17/16
Made 18 FG in a game: Malik Monk (18) vs. North Carolina, 12/17/16
Made 19 FG in a game: Dan Issel (19) vs. Alabama, 2/23/70
Made 20 FG in a game: Dan Issel (23) vs. Ole Miss, 2/7/70
Made 21 FG in a game: Dan Issel (23) vs. Ole Miss, 2/7/70
Made 22 FG in a game: Dan Issel (23) vs. Ole Miss, 2/7/70
Made 23 FG in a game: Dan Issel (23) vs. Ole Miss, 2/7/70
Made 24 FG in a game: Never
Attempted 17 FG in a game: PJ Washington (18) vs. Auburn, 3/31/19
Attempted 18 FG in a game: PJ Washington (18) vs. Auburn, 3/31/19
Attempted 19 FG in a game: Shai Gilgeous-Alexander (19) vs. Vanderbilt, 1/30/18
Attempted 20 FG in a game: De'Aaron Fox (20) vs. UCLA, 3/24/17
Attempted 25 FG in a game: Malik Monk (28) vs. North Carolina, 12/17/16

3-POINTERS

Made 5 3-pointers in a game: Tyler Herro (5) vs. Arkansas, 2/26/19
Made 6 3-pointers in a game: Keldon Johnson (6) vs. Utah, 12/15/18

Made 7 3-pointers in a game: Wenyen Gabriel (7) vs. Alabama, 3/10/18
Made 8 3-pointers in a game: Malik Monk (8) vs. North Carolina, 12/17/16
Made 9 3-pointers in a game: Jodie Meeks (10) at Tennessee, 1/13/09
Made 10 3-pointers in a game: Jodie Meeks (10) at Tennessee, 1/13/09
Made 11 3-pointers in a game: Never
Attempted 10 3-pointers in a game: Malik Monk (11) vs. Georgia, 1/31/17
Attempted 15 3-pointers in a game: Jodie Meeks (15) at Tennessee, 1/13/09
Attempted 16 3-pointers in a game: Derrick Miller (16) vs. LSU 2/15/90
Attempted 17 3-pointers in a game: Derrick Miller (19) vs. Kansas 12/6/89
Attempted 18 3-pointers in a game: Derrick Miller (19) vs. Kansas 12/6/89
Attempted 19 3-pointers in a game: Derrick Miller (19) vs. Kansas 12/6/89
Attempted 20 3-pointers in a game: Never
Made a 3-pointer in 10 straight games: Kevin Knox (10), 2/10/18-3/11/18
Made a 3-pointer in 15 straight games: Jamal Murray (36), 11/13/15 - 3/19/16, Derek Willis (17), 1/12/16 - 3/17/16
Made a 3-pointer in 20 straight games: Jamal Murray (36), 11/13/15 - 3/19/16
Made a 3-pointer in 30 straight games: Jamal Murray (36), 11/13/15 - 3/19/16
Made two 3-pointers in 10 straight games: Kevin Knox (11), 2/10/16 - 3/11/18
Made three 3-pointers in 10 straight games: Gerald Fitch (20) 1/14/03 - 3/23/03
Made three 3-pointers in 15 straight games: Gerald Fitch (20) 1/14/03 - 3/23/03
Made three 3-pointers in 20 straight games: Gerald Fitch (20) 1/14/03 - 3/23/03
Made three 3-pointers in 25 straight games: Keith Bogans (29) 3/14/02 - 2/26/03

FREE THROWS

Made 8 FT in a game: PJ Washington (9), at Tennessee, 3/2/19
Made 9 FT in a game: PJ Washington (9), at Tennessee, 3/2/19
Made 10 FT in a game: Ashton Hagans (10), vs. Texas A&M, 1/8/19
Made 11 FT in a game: PJ Washington (12), vs. Seton Hall, 12/8/18
Made 12 FT in a game: PJ Washington (12), vs. Seton Hall, 12/8/18
Made 13 FT in a game: Keldon Johnson (13), vs. Tennessee State, 11/23/18
Made 14 FT in a game: Tyler Ullis (14) at Arkansas, 1/21/16
Made 15 FT in a game: Rodrick Rhodes (16) vs. Ole Miss 1/18/95
Made 16 FT in a game: Rodrick Rhodes (16) vs. Ole Miss 1/18/95
Made 17 FT in a game: Dwight Anderson (18) vs. Mississippi State 2/12/79
Made 18 FT in a game: Dwight Anderson (18) vs. Mississippi State 2/12/79
Made 18 FT in a game: Never
Attempted 10 FT in a game: PJ Washington (11), vs. Auburn, 3/31/19
Attempted 15 FT in a game: Keldon Johnson (18), vs. Tennessee State, 11/23/18
Attempted 20 FT in a game: PJ Washington (20) vs. Kansas State, 3/22/18
Attempted 25 FT in a game: Never
Made 20 Straight FT: Tyler Herro (38), 2/16/19 - 3/29/19
Made 30 Straight FT: Tyler Herro (38), 2/16/19 - 3/29/19

REBOUNDS

15 Rebs: Nick Richards (15) vs. Arkansas, 2/26/19
16 Rebs: Keldon Johnson (17) vs. Auburn, 2/23/19
17 Rebs: Keldon Johnson (17) vs. Auburn, 2/23/19
18 Rebs: PJ Washington (18) vs. VMI, 11/18/18
19 Rebs: Nick Richards (19) vs. Southern Illinois, 11/9/18
20 Rebs: Jared Prickett (20) vs. Arkansas 2/9/94
25 Rebs: Mike Phillips (28) vs. Tennessee 1/10/76
30 Rebs: Cotton Nash (30) vs. Ole Miss 2/8/64
34 Rebs: Bob Burrow (34) vs. Temple 12/10/55
35 Rebs: Never
10+ Rebs in three consecutive games: PJ Washington (3) 1/26/19 - 2/2/19
10+ Rebs in four consecutive games: Julius Randle (4) 3/21/14 - 3/30/14
10+ Rebs in five consecutive games: Julius Randle (10)



THE LAST TIME UK ...

2/12/14 - 3/15/14

10+ Rebs in six consecutive games: Julius Randle (10) 2/12/14 - 3/15/14

10+ Rebs in seven consecutive games: Julius Randle (10) 2/12/14 - 3/15/14

10+ rebs in eight consecutive games: Julius Randle (10) 2/12/14 - 3/15/14

10+ rebs in nine consecutive games: Julius Randle (10) 2/12/14 - 3/15/14

10+ rebs in 10 consecutive games: Julius Randle (10) 2/12/14 - 3/15/14

Two players had 10 rebounds: PJ Washington (13), Keldon Johnson (10) vs. Auburn, 3/31/19

Three players had 10 rebounds: PJ Washington (13), Reid Travis (12), Keldon Johnson (10) vs. Kansas, 1/26/19

ASSISTS

6 assists: Tyler Herro (6) vs. Auburn, 3/31/19

7 assists: Ashton Hagans (12) vs. Tennessee, 3/16/19

8 assists: Ashton Hagans (12) vs. Tennessee, 3/16/19

9 assists: Ashton Hagans (12) vs. Tennessee, 3/16/19

10 assists: Ashton Hagans (12) vs. Tennessee, 3/16/19

11 assists: Ashton Hagans (12) vs. Tennessee, 3/16/19

12 assists: Ashton Hagans (12) vs. Tennessee, 3/16/19

13 assists: Tyler Ulis (14) vs. LSU, 3/5/16

14 assists: Tyler Ulis (14) vs. LSU, 3/5/16

15 assists: John Wall (16) vs. Hartford, 12/29/09

16 assists: John Wall (16) vs. Hartford, 12/29/09

16 assists: Never

5+ assists in four consecutive games: Ashton Hagans (4) 1/19/19 - 1/29/19

8+ assists in two consecutive games: Ashton Hagans (3) 1/22/19 - 1/29/19

BLOCKS

4 blocks: PJ Washington (4) vs. Alabama, 3/15/19

5 blocks: Nick Richards (5) vs. Kansas, 1/26/19

6 blocks: Skal Labissiere (6) vs. Stony Brook, 3/17/16

7 blocks: Karl-Anthony Towns (7) vs. Vanderbilt, 1/20/15

8 blocks: Willie Cauley-Stein (9) vs. Boise State, 12/10/13

9 blocks: Willie Cauley-Stein (9) vs. Boise State, 12/10/13

10 blocks: Nerlens Noel (12) at Ole Miss, 1/29/13

11 blocks: Nerlens Noel (12) at Ole Miss, 1/29/13

12 blocks: Nerlens Noel (12) at Ole Miss, 1/29/13

13 blocks: Never

STEALS

4 steals: Ashton Hagans (4) at Georgia, 1/15/19

5 steals: Ashton Hagans (5) vs. Texas A&M, 1/8/19

6 steals: Ashton Hagans (8) vs. North Carolina, 12/22/18

7 steals: Ashton Hagans (8) vs. North Carolina, 12/22/18

8 steals: Ashton Hagans (8) vs. North Carolina, 12/22/18

9 steals: Never

3+ steals in five consecutive games: Ashton Hagans (7) 12/22/18 - 1/19/19

3+ steals in 10 consecutive games: Never

MINUTES

Played every minute: PJ Washington (40) vs. Kansas State, 3/22/18

Played 40+ minutes: Reid Travis (44) vs. Auburn, 3/31/19

Played more than 50 minutes: Patrick Patterson (50) vs. Vanderbilt, 1/12/08

FOULS

Fouled out: Reid Travis vs. Tennessee, 3/16/19

Two players fouled out: Jarred Vanderbilt, Wenyen Gabriel, at Texas A&M, 2/10/18

Three players fouled out: Hamidou Diallo, Wenyen Gabriel, Nick Richards at South Carolina, 1/16/18

Four players fouled out: Skal Labissiere, Marcus Lee, Alex Poythress, Derek Willis at Kansas, 1/30/16

Technical foul: Kentucky bench, vs. Tennessee, 3/16/19

TEAM

WINS/LOSSES

Won 10 straight games: 10, 1/8/19 - 2/9/19

Won 20 straight games: 38, 11/14/14 - 3/28/15

Won 30 straight games: 38, 11/14/14 - 3/28/15

Won 40 straight games: Never

Lost consecutive games: 4, 2/3/18 - 2/14/18

Lost three straight games: 4, 2/3/18 - 2/14/18

Lost four straight games: 4, 2/3/18 - 2/14/18

Lost five straight games: 5, 12/23/89 - 1/6/90

Lost 10 straight games: Never

STARTS

Started four freshmen: EJ Montgomery, Keldon Johnson, Ashton Hagans, Tyler Herro vs. Auburn, 3/31/19

Started five freshmen: Hamidou Diallo, Shai Gilgeous-Alexander, Kevin Knox, Nick Richards, PJ Washington vs. Kansas State, 3/22/18

SCORING

Scored 90 or more points: 92 vs. Monmouth, 11/28/18 (W, 90-44)

Scored 90 or more points (SEC game): 96 vs. Ole Miss, 2/28/18 (W, 96-78)

Scored 100 or more points: 107 vs. UIC, 11/26/17 (W, 107-73)

Scored 100 or more points (SEC game): 100 vs. Texas A&M, 1/3/17 (W, 100-58)

Scored 110 or more points: 115 vs. Arizona State, 11/28/16 (W, 115-69)

Scored 110 or more points (SEC game): 110 vs. Auburn, 2/21/15 (W, 110-75)

Scored 120 or more points: 120 vs. Vanderbilt, 2/7/96 (W, 120-81)

Scored 120 or more points (SEC game): 120 vs. Vanderbilt, 2/7/96 (W, 120-81)

Scored 130 or more points: 143 vs. Georgia, 2/27/56 (W, 143-66)

Scored 140 or more points: 143 vs. Georgia, 2/27/56 (W, 143-66)

Scored 150 or more points: Never

Scored less than 50 points: 48 vs. Vanderbilt, 3/15/13 (L, 64-48)

Scored 100 points in two consecutive games: vs. Cleveland State (11/23/16), vs. UT Martin (11/25/16), vs. Arizona State (11/28/16)

Scored 100 Points in three consecutive games: vs. Cleveland State (11/23/16), vs. UT Martin (11/25/16), vs. Arizona State (11/28/16)

Scored 100 points in consecutive SEC games: 2/27/56-3/3/56

SHOOTING PERCENTAGES

Shot 70% from the field: .722 vs. Mississippi St., 2/15/86

Shot 65% from the field: .667 vs. UIC, 11/26/17

Shot 30% or less from the field: .281 at Texas A&M (1/10/15)

Allowed 50% shooting: .544 vs. Duke, 11/6/18

Allowed 60% shooting: .640 by Florida, 3/4/07

Allowed 30% or less shooting: .276 by Monmouth, 11/28/18 (16-58)

Allowed 20% or less shooting: .197 by Montana State, 11/23/14 (12-61)

FREE THROWS

Shot 90% or better from FT line: 91.3 (21-23) vs. Texas A&M (1/8/19)

Shot 100% from FT Line: 11-11 vs. Florida, 2/7/12

Shot 50% or less from FT line: .471 (8-17) at Texas A&M, 2/10/18

Attempted 40 FT: vs. Tennessee State (41), 11/23/18

Attempted five or less FT: vs. South Carolina (4) 1/21/06

Made 30 FT: 30 vs. Auburn, 3/14/15 (30-35)

3-POINTERS

Hit 0 3-pointers: 0 vs. Davidson, 3/15/18 (0-6)

Hit 10 3-pointers: 11 vs. Auburn, 2/23/19 (11-24)

Hit 11 3-pointers: 11 vs. Auburn, 2/23/19 (11-24)

Hit 12 3-pointers: 12 vs. Utah, 12/15/18 (12-21)

Hit 13 3-pointers: 13 vs. Texas A&M, 1/3/17 (13-25)

Hit 14 3-pointers: 15 vs. Georgia, 3/1/12 (15-27)

Hit 15 3-pointers: 15 vs. Georgia, 3/1/12 (15-27)

Hit 16 3-pointers: 16 vs. UNC-Asheville, 12/23/96 (16-33)

Hit 17 3-pointers: 20 vs. LSU, 3/4/95 (20-35)

Hit 18 3-pointers: 20 vs. LSU, 3/4/95 (20-35)

Hit 19 3-pointers: 20 vs. LSU, 3/4/95 (20-35)

Hit 20 3-pointers: 20 vs. LSU, 3/4/95 (20-35)

Hit 21 3-pointers: 21 vs. North Carolina, 12/27/89 (21-48)

Hit 22 3-pointers: Never

SCORING MARGINS

Won game by 50 points or more: 58 vs. Montana State (W, 86-28) 11/23/14

Won game by 60 points or more: 62 vs. Vanderbilt (W, 106-44) 3/5/03

Won game by 70 points or more: 74 vs. Tennessee-Martin (W, 124-50) 11/26/94

Lost game by 30 points or more: 34 vs. Duke (L, 118-84) 11/6/18

Lost game by 40 points or more: 41 at Vanderbilt (L, 93-52) 2/12/08

Lost game by 50 points or more: 55 at Kansas (L, 150-95) 12/9/89

Lost game by 60 points or more: 70 vs. Central (L, 87-17) 1/28/1910

Lost game by 70 points or more: 70 vs. Central (L, 87-17) 1/28/1910

Game decided by one point: vs. Seton Hall, 12/8/18 (L, 84-83 OT)

Game decided by two points: vs. LSU, 2/11/19 (L, 73-71)

Game decided by three points: vs. Kansas State, 3/22/18 (L, 61-58)

Two consecutive games decided by one point: vs. North Carolina (W, 73-72) 12/3/11 and at Indiana (L, 73-72) 12/10/11

Three consecutive games decided by one point: Never

Two consecutive games decided by two points: at Ole Miss (L, 71-69) 2/1/11 and Florida (L, 70-68) 2/5/11

Came back from 10-point deficit for win: W, 70-66 vs. Arkansas (2/26/19); Trailed by 15 at 45-30 (18:22 in 2nd)

Came back from 11-point deficit for win: W, 70-66 vs. Arkansas (2/26/19); Trailed by 15 at 45-30 (18:22 in 2nd)

Came back from 12-point deficit for win: W, 70-66 vs. Arkansas (2/26/19); Trailed by 15 at 45-30 (18:22 in 2nd)

Came back from 13-point deficit for win: W, 70-66 vs. Arkansas (2/26/19); Trailed by 15 at 45-30 (18:22 in 2nd)

Came back from 14-point deficit for win: W, 70-66 vs. Arkansas (2/26/19); Trailed by 15 at 45-30 (18:22 in 2nd)

Came back from 15-point deficit for win: W, 70-66 vs. Arkansas (2/26/19); Trailed by 15 at 45-30 (18:22 in 2nd)

Came back from 16-point deficit for win: W, 83-76 at West Virginia (1/27/18); Trailed by 17 at 40-23 (18:57 in 2nd))

Came back from 17-point deficit for win: W, 83-76 at West Virginia (1/27/18); Trailed by 17 at 40-23 (18:57 in 2nd)

Came back from 18-point deficit for win: W, 73-67 vs. Vanderbilt (2/28/17); Trailed by 19 at 25-6 (8:03 in 1st)

Came back from 19-point deficit for win: W, 73-67 vs. Vanderbilt (2/28/17); Trailed by 19 at 25-6 (8:03 in 1st)

Came back from 20-point deficit for win: W, 82-79 at Vanderbilt (2/22/97); Trailed by 22 at 40-18 (3:51 in 1st)

Came back from 30-point deficit for win: W, 99-95 at LSU (2/15/94); Trailed by 31 at 68-37 (15:34 in 2nd)

Came back from 31-point deficit for win: W, 99-95 at LSU (2/15/94); Trailed by 31 at 68-37 (15:34 in 2nd)

REBOUNDS

Pulled down 50 rebounds: 50 (21-29) vs. South Carolina, 2/5/19

Pulled down 55 rebounds: 59 (20-39) vs. Arizona State, 11/28/16

Pulled down 60 rebounds: 62 (19-43) vs. Morehead State, 12/16/96

OVERTIME GAMES

Played an overtime game: vs. Auburn, 3/31/19 (L, 77-71 OT)

Won an overtime game: vs. Vanderbilt, 1/30/18 (W, 83-81 OT)

Lost an overtime game: vs. Auburn, 3/31/19 (L, 77-71 OT)

Played an SEC overtime game: vs. Vanderbilt, 1/30/18 (W, 83-81 OT)

Won an SEC overtime game: vs. Vanderbilt, 1/30/18 (W, 83-81 OT)

Lost an SEC overtime game: at Texas A&M, 2/20/16 (L, 79-77 OT)

Played an overtime game in SEC Tournament: vs. Texas A&M, 3/13/16 (W, 82-77 OT)

Won an overtime game in SEC Tournament: vs. Texas A&M, 3/13/16 (W, 82-77 OT)

Played an overtime game in NCAA Tournament: vs. Auburn, 3/31/19 (L, 77-71 OT)

Won an overtime game in NCAA Tournament: vs. St. Bonaventure, 3/16/00 (W, 85-80 OT)

Lost an overtime game in NCAA Tournament: vs. Auburn, 3/31/19 (L, 77-71 OT)

Played two overtimes: at Texas A&M, 1/10/15 (W, 70-64 2ot)

Played three overtimes: vs. Temple 12/7/57 (W, 85-83)

Played four overtimes: Never played four overtime game

Played consecutive games that went to overtime: 1/6/15 vs. Ole Miss (W, 89-86) and 1/10/15 at Texas A&M (70-64)



THE LAST TIME A UK OPPONENT ...

INDIVIDUALS

SCORING

Scored 25 points: Jared Harper (26), Auburn, 3/31/19
Scored 30 points: Bubba Parham (35), VMI, 11/21/18
Scored 35 Points: Bubba Parham (35), VMI, 11/21/18
Scored 40 points: Elston Turner (40), Texas A&M, 1/12/13
Scored 45 points: David Robinson (45), Navy, 1/25/87
Scored 50 points: Austin Carr (50), Notre Dame, 12/29/79
Scored 60 points: Pete Maravich (64), LSU, 2/21/70
Scored 65 points: Never
Two players had 20 points: Jared Harper (26), Bryce Brown (24), Auburn, 3/31/19
Three players had 20 points: R.J. Barrett, Zion Williamson, Cam Reddish, Duke, 11/6/18
Two players had 30 points: Ronnie Henderson (36) and Claren Ceasar (32), LSU, 2/15/94
Five players scored in double figures: Alabama, 1/5/19

FIELD GOALS

Made 15 FG in a game: David Robinson (17), Navy, 1/25/87
Made 16 FG in a game: David Robinson (17), Navy, 1/25/87
Made 17 FG in a game: David Robinson (17), Navy, 1/25/87
Made 18 FG in a game: Steve Downing (19), Indiana, 12/11/71
Made 19 FG in a game: Steve Downing (19), Indiana, 12/11/71
Made 20 FG in a game: Johnny Neumann (20), Ole Miss, 1/2/71
Made 21 FG in a game: Austin Carr (21), Notre Dame, 12/29/70
Made 22 FG in a game: Austin Carr (22), Notre Dame, 3/12/70
Made 23 FG in a game: Pete Maravich (23), LSU, 2/21/70
Made 24 FG in a game: Never
Attempted 17 FG in a game: Jared Harper (18), Auburn, 3/31/19
Attempted 18 FG in a game: Jared Harper (18), Auburn, 3/31/19
Attempted 19 FG in a game: Bubba Parham (20), VMI, 11/28/18
Attempted 20 FG in a game: Bubba Parham (20), VMI, 11/28/18
Attempted 25 FG in a game: R.J. Barrett (26), Duke, 11/6/18
Attempted 30 FG in a game: Freeman Williams (40), Portland State, 12/16/17
Attempted 35 FG in a game: Freeman Williams (40), Portland State, 12/16/17
Attempted 40 FG in a game: Freeman Williams (40), Portland State, 12/16/17
Attempted 45 FG in a game: Johnny Neumann (50), Ole Miss, 1/2/71
Attempted 50 FG in a game: Johnny Neumann (50), Ole Miss, 1/2/71
Attempted 53 FG in a game: Pete Maravich (53), LSU, 2/22/69
Attempted 54 FG in a game: Never

3-POINTERS

Made 5 3-pointers in a game: Armoni Brooks (6), Houston, 3/29/19
Made 6 3-pointers in a game: Armoni Brooks (6), Houston, 3/29/19
Made 7 3-pointers in a game: Bubba Parham (10), VMI, 11/18/18
Made 8 3-pointers in a game: Bubba Parham (10), VMI, 11/18/18
Made 9 3-pointers in a game: Bubba Parham (10), VMI, 11/18/18
Made 10 3-pointers in a game: Bubba Parham (10), VMI, 11/18/18
Made 11 3-pointers in a game: Corey Allmond (11), Sam Houston State, 11/19/2009
Made 12 3-pointers in a game: Never
Attempted 10 3-pointers in a game: Armoni Brooks (12), Houston, 3/29/19
Attempted 15 3-pointers in a game: Bubba Parham (16), VMI, 11/18/18
Attempted 16 3-pointers in a game: Bubba Parham (16), VMI, 11/18/18
Attempted 17 3-pointers in a game: Chris Jackson (17), LSU, 2/15/90
Attempted 18 3-pointers in a game: Jeff Boschee (18), Kansas, 3/14/99
Attempted 19 3-pointers in a game: Never

FREE THROWS

Made 10 FT in a game: Jared Harper (11), Auburn, 3/31/19
Made 11 FT in a game: Jared Harper (11), Auburn, 3/31/19
Made 12 FT in a game: J.J. Frazier (12), Georgia, 2/18/17
Made 13 FT in a game: Sindarius Thornwell (14), South Carolina, 1/21/17

Made 14 FT in a game: Sindarius Thornwell (14), South Carolina, 1/21/17
Made 15 FT in a game: Brenton Williams (15), South Carolina, 3/1/14
Made 16 FT in a game: Dan Cross (16), Florida, 2/18/95
Made 17 FT in a game: John Mengelt (17), Auburn, 3/2/70
Made 18 FT in a game: Pete Maravich (18), LSU, 2/21/70
Made 19 FT in a game: Never
Attempted 10 FT in a game: Jared Harper (11), Auburn, 3/31/19
Attempted 15 FT in a game: J.J. Frazier (15), Georgia, 2/18/17
Attempted 20 FT in a game: Harding McCaleb (25), Louisville, 2/22/16
Attempted 25 FT in a game: Harding McCaleb (25), Louisville, 2/22/16
Attempted 26 FT in a game: Never

REBOUNDS

15 Rebs: Dedric Lawson (15), Kansas, 1/26/19
16 Rebs: Kennedy Meeks (17), North Carolina, 3/26/17
17 Rebs: Kennedy Meeks (17), North Carolina, 3/26/17
18 Rebs: Sean May (19), North Carolina, 12/4/04
19 Rebs: Sean May (19), North Carolina, 12/4/04
20 Rebs: Andrew DeClercq (20), Florida, 1/18/94
25 Rebs: Leon Douglas (25), Alabama, 1/20/75
30 Rebs: Kenneth Stanley (30), USC, 12/4/61
31 Rebs: Never
Two players had 10 rebounds: Desean Murray (11) and Anfernee McLemore (11), Auburn, 2/4/18
Three players had 10 rebounds: Craig Victor II (12), Tim Quarterman (10), Ben Simmons (10), LSU, 1/5/16

ASSISTS

10 assists: Tonny Trocha-Morelos (10), Texas A&M, 3/4/2017
11 assists: Dwyane Wade (11), Marquette, 3/29/03
12 assists: Edgar Padilla (12), UMass, 3/30/96
13 assists: Billy McCaffrey (14), Vanderbilt, 1/13/93
14 assists: Billy McCaffrey (14), Vanderbilt, 1/13/93
15 assists: Eric Richardson (15), Alabama, 2/4/84
16 assists: Never

BLOCKS

5 blocks: Akolda Manyang (5), Utah Valley, 11/10/17
6 blocks: Sagaba Konate (7), West Virginia, 1/27/18
7 blocks: Sagaba Konate (7), West Virginia, 1/27/18
8 blocks: Jarvis Varnado (10), Mississippi State, 1/15/08
9 blocks: Jarvis Varnado (10), Mississippi State, 1/15/08
10 blocks: Jarvis Varnado (10), Mississippi State, 1/15/08
11 blocks: Samaki Walker (11), Louisville, 1/1/95
12 blocks: Never

STEALS

5 steals: Ben Simmons (7), LSU, 3/5/16
6 steals: Ben Simmons (7), LSU, 3/5/16
7 steals: Ben Simmons (7), LSU, 3/5/16
8 steals: Never

TEAM

SCORING

Scored 90 or more points: 118, Duke, 11/6/18 (L, 118-84)
Scored 90 or more points (SEC game): 90, Georgia, 3/4/09 (L, 90-85)
Scored 100 or more points: 118, Duke, 11/6/18 (L, 118-84)
Scored 100 or more points (SEC game): 101, Arkansas, 2/10/93 (L, 101-94)
Scored 110 or more points: 118, Duke, 11/6/18 (L, 118-84)
Scored 110 or more points (SEC game): 110, Vanderbilt, 3/4/67 (L, 110-94)
Scored 120 or more points: 121, North Carolina, 12/27/89 (L, 121-110)
Scored 120 or more points (SEC game): Never
Scored 130 or more points: 150, Kansas, 12/9/89 (L, 150-95)
Scored 140 or more points: 150, Kansas, 12/9/89 (L, 150-95)
Scored 150 or more points: 150, Kansas, 12/9/89 (L, 150-95)
Scored 160 or more points: Never
Scored less than 50 points: 44, Abilene Christian, 3/21/19 (W, 79-44)
Scored less than 50 points (SEC game): 48, South Carolina, 2/5/19 (W, 76-48)
Scored less than 40 points: 39, West Virginia, 3/26/15 (W, 78-39)
Scored less than 40 points (SEC game): 37, Missouri, 1/13/15 (W, 86-37)
Scored less than 30 points: 28, Montana State, 11/23/14 (W, 86-28)
Scored less than 30 points (SEC game): 26, Georgia Tech,

1/28/46 (W, 86-37)

Scored less than 20 points: 18, Western Ontario, 12/10/49 (W, 90-21)

Scored less than 20 points (SEC game): 18, Alabama, 2/10/40 (W, 46-18)

Scored less than 10 points: 9, Tulane, 12/21/34 (W, 39-9)

Scored less than 10 points (SEC game): Never
Scored less than 5 points: Never

SHOOTING PERCENTAGES

Shot 70% from the field: Never
Shot 60% from the field: .640, Florida, 3/4/07
Shot 50% from the field: .544, Duke, 11/6/18
Shot 30% or less from the field: .276, Monmouth, 11/28/18 (16-58)
Shot 20% or less from the field: .197, Montana State, 11/23/14 (12-61)
Shot 10% or less from the field: Never (shooting percentages not recorded prior to 1947)

3-Pointers

Made 10 or more 3-pointers: 10, Tennessee, 3/16/19
Made 15 or more 3-pointers: 19, VMI, 11/18/18
Made 20 or more 3-pointers: Never
Made zero 3-pointers: 0, Auburn, 1/19/13 (0-15)

FREE THROWS

Shot 90% or better from FT line: 90.9 (20-22), Ole Miss, 3/5/19
Shot 100% from FT Line: 5-5, VMI, 11/18/18
Shot 50% or less from FT line: .500 (5-10), Abilene Christian, 3/21/19
Attempted 40 FT: 47, Kansas, 1/30/16 (30-47)
Attempted five or less FT: 5, VMI, 11/18/18 (5-5)
Made 30 FT: 30, Tennessee, 2/2/16 (30-34)

REBOUNDS

Pulled down 50 rebounds: 54 (17-37), Florida, 2/4/17



RUPP ARENA

Year-by-Year Records

Season	W-L	Percentage
2019-20	0-0	.000
2018-19	17-1	.944
2017-18	16-2	.889
2016-17	15-2	.882
2015-16	17-0	1.000
2014-15	19-0	1.000
2013-14	16-2	.889
2012-13	16-2	.889
2011-12	18-0	1.000
2010-11	15-0	1.000
2009-10	18-0	1.000
2008-09	12-6	.667
2007-08	14-4	.778
2006-07	14-2	.875
2005-06	10-5	.667
2004-05	14-1	.933
2003-04	11-2	.846
2002-03	12-1	.923
2001-02	12-3	.800
2000-01	11-1	.917
1999-2000	14-0	1.000
1998-99	12-1	.923
1997-98	9-3	.750
1996-97	12-1	.923
1995-96	13-0	1.000
1994-95	12-1	.923
1993-94	13-1	.929
1992-93	16-0	1.000
1991-92	15-2	.882
1990-91	13-0	1.000
1989-90	13-2	.867
1988-89	8-6	.571
1987-88	14-2	.875
1986-87	13-2	.867
1985-86	18-0	1.000
1984-85	11-3	.786
1983-84	16-0	1.000
1982-83	14-1	.933
1981-82	15-1	.938
1980-81	15-0	1.000
1979-80	12-3	.800
1978-79	11-4	.733
1977-78	16-0	1.000
1976-77	12-2	.857
Total	594-69	.896

Top 10 All-Time Attendances

No.	Att.	Opp.	Date	Result
1.	24,479	Louisville	1/20/10	W, 71-62
2.	24,468	N. Carolina	12/5/09	W, 68-66
3.	24,467	Tennessee	2/16/19	W, 86-69
4.	24,465	Florida	2/10/07	L, 64-61
5.	24,459	Florida	2/4/03	W, 70-55
6.	24,456	Florida	3/9/19	W, 66-57
7.	24,432	Louisville	12/17/05	W, 73-61
8.	24,431	Florida	2/25/17	W, 76-66
9.	24,428	Florida	3/7/15	W, 67-50
10.	24,425	Florida	2/15/14	L, 69-59

Top 10 Attendances of 19-20

No.	Att.	Opp.	Date	Result
1.	19,588	Kentucky St.	11/1/19	W, 83-51
2.	19,527	Georgetown	10/27/19	W, 80-53

Cats Rock at Rupp

The Wildcats are 594-69 (.896) in Rupp Arena. Among the most notable marks of dominance as the nation's toughest venue to play include:

- A school record 54-game winning streak to begin the John Calipari era
- The Wildcats are 321-41 (.887) in regular-season SEC games in the building
- Kentucky set a new program home record of 19 wins in 2014-15
- The Wildcats have gone undefeated at home in five of John Calipari's 10 seasons
- Overall, UK has posted a perfect mark in 13 of Rupp Arena's 42 seasons

Cal Owns Longest Win Streaks in Rupp

With UK's 2011-12 season-opening victory over Marist, UK head coach John Calipari recorded his 34th consecutive win in Rupp Arena as UK's head coach. It broke former UK head coach Rick Pitino's longest streak of 33 games in the venue.

The winning streak reached as long as 54 games. Calipari didn't suffer his first loss in Rupp Arena until losing to Baylor in his fourth season. The 54-game run, however, was his longest career winning streak. He also had the second-longest streak in the arena as the Cats won 42 straight from March 4, 2014 to Nov. 25, 2016.

Pack the House

Kentucky has led the nation in average home attendance in 20 of the last 24 seasons. That number includes a Rupp Arena record of 24,110 in John Calipari's first season (2009-10) as head coach.

- Kentucky averaged 21,695 fans during the 2018-19 season
- UK has averaged 23,000 or more fans in seven of Calipari's 10 complete seasons
- The Wildcats led the nation in average attendance in 2017-18

New Chairbacks, Fewer Seats

After receiving a \$16 million upgrade over the 2014-15 and 2015-16 seasons that enhanced the fan experience with the likes of a new Daktronics center-hung scoreboard, ribbons boards, new corner video boards and a new audio system, Rupp Arena is undergoing an additional transformation as a part of UK's new leasing agreement with the Lexington Center.

Chair-back seating in the upper-level sideline was installed in sections 211-217 and 228-234 for the 2019-20 season. Club areas will be available to season ticket holders starting with the 2020-21 season.

The new seating reduced Rupp Arena's capacity to 20,500.

The Top-Ranked Team at Home

Kentucky has lost just three times at home as the Associated Press top-ranked team in the history of the program and just twice in Rupp Arena. Prior to the loss to UCLA by three on Dec. 3, 2016, the other two losses came by just one point.

The Wildcats are 54-2 all-time as the AP No. 1 team in Rupp Arena since its opening in 1976. The first loss was to Auburn, 53-52, on Jan. 9, 1988.

Coach Cal in Rupp Arena

It's been downright difficult to beat the Wildcats in Rupp Arena during the John Calipari era. UK is 167-9 (.949) in Rupp Arena under Calipari.

- UK is 20-5 (.800) vs. ranked opponents in Rupp in the Calipari era
- The Wildcats are 147-4 (.974) vs. unranked teams in Rupp under Cal
- UK is 86-3 (.966) at home vs. nonconference foes under Calipari
- Calipari notched his 100th career win in Rupp Arena as UK's coach with the Wildcats' 110-75 rout of Auburn on Feb. 21, 2014. It took Calipari just 104 games to reach the century mark at home, the fastest of any UK coach

Cal Passes Hall for Rupp Record

With a 101-70 victory over Cleveland State on Nov. 23, 2016, John Calipari passed former UK head coach Joe B. Hall for wins in Rupp Arena history.

Calipari currently has 167 victories inside the historic venue. Hall won 122.

Rupp Arena Quick Facts

Year Opened:	1976
First Game:	Nov. 27, 1976
All-Time Record:	594-69 (89.6)
Record Under Calipari:	167-9 (94.9)
Capacity:	20,500
Record Crowd:	24,479 (1/20/10)
Longest Winning Streak:	54 (11/9/10-12/1/12)
Current Winning Streak:	4

2019-20 Opponent Breakdown

Eastern Kentucky (Nov. 8)

All-time games in Rupp Arena: 10
UK record in Rupp vs. EKU: 10-0
Last time in Rupp Arena: UK, 88-67 (12/9/15)

Evansville (Nov. 12)

All-time games in Rupp Arena: N/A
UK record in Rupp vs. EU: N/A
Last time in Rupp Arena: N/A

Utah Valley (Nov. 18)

All-time games in Rupp Arena: One
UK record in Rupp vs. UV: 1-0
Last time in Rupp Arena: UK, 73-63 (11/10/17)

Mount St. Mary's (Nov. 22)

All-time games in Rupp Arena: N/A
UK record in Rupp vs. MSM: N/A
Last time in Rupp Arena: N/A

Lamar (Nov. 24)

All-time games in Rupp Arena: Three
UK record in Rupp vs. LU: 3-0
Last time in Rupp Arena: UK, 86-64 (12/28/11)

UAB (Nov. 29)

All-time games in Rupp Arena: One
UK record in Rupp vs. UAB: 1-0
Last time in Rupp Arena: UK, 61-53 (12/20/80)

Fairleigh Dickinson (Dec. 7)

All-time games in Rupp Arena: N/A
UK record in Rupp vs. FD: N/A
Last time in Rupp Arena: N/A

Georgia Tech (Dec. 14)

All-time games in Rupp Arena: Three
UK record in Rupp vs. GT: 3-0
Last time in Rupp Arena: UK, 85-71 (12/13/97)

Louisville (Dec. 28)

All-time games in Rupp Arena: 19
UK record in Rupp vs. UofL: 15-4
Last time in Rupp Arena: UK, 90-61 (12/16/17)

Missouri (Jan. 4)

All-time games in Rupp Arena: Four
UK record in Rupp vs. MU: 4-0
Last time in Rupp Arena: UK, 87-66 (2/24/18)

Alabama (Jan. 11)

All-time games in Rupp Arena: 31
UK record in Rupp vs. UA: 26-5
Last time in Rupp Arena: UK, 81-71 (2/17/18)

Georgia (Jan. 21)

All-time games in Rupp Arena: 40
UK record in Rupp vs. UGA: 36-4
Last time in Rupp Arena: UK, 66-61 (12/31/17)

Vanderbilt (Jan. 29)

All-time games in Rupp Arena: 41
UK record in Rupp vs. VU: 39-2
Last time in Rupp Arena: UK, 56-47 (1/12/19)

Mississippi State (Feb. 4)

All-time games in Rupp Arena: 30
UK record in Rupp vs. MSU: 28-2
Last time in Rupp Arena: UK, 76-55 (1/22/19)

Ole Miss (Feb. 15)

All-time games in Rupp Arena: 31
UK record in Rupp vs. OM: 30-1
Last time in Rupp Arena: UK, 96-78 (2/28/18)

Florida (Feb. 22)

All-time games in Rupp Arena: 43
UK record in Rupp vs. UF: 35-8
Last time in Rupp Arena: UK, 66-57 (3/9/19)

Auburn (Feb. 29)

All-time games in Rupp Arena: 30
UK record in Rupp vs. AU: 28-2
Last time in Rupp Arena: UK, 80-53 (2/23/19)

Tennessee (March 3)

All-time games in Rupp Arena: 43
UK record in Rupp vs. UT: 38-5
Last time in Rupp Arena: UK, 86-69 (2/16/19)



COACH CALIPARI

UK vs. AP Ranked Foes Under Cal

In John Calipari Era (2009-Present)

59-31

vs. No. 14 Auburn (NCAAT)	March 31, 2019	L 77-71 ^{OT}
vs. No. 11 Houston (NCAAT)	March 29, 2019	W, 62-58
vs. No. 19 Wofford (NCAAT)	March 23, 2019	W, 62-56
vs. No. 8 Tennessee (SECT)	March 16, 2019	L, 82-78
at No. 7 Tennessee	March 2, 2019	L, 71-52
vs. No. 1 Tennessee	Feb. 16, 2019	W, 86-69
vs. No. 19 LSU	Feb. 13, 2019	L, 73-71
vs. No. 9 Kansas	Jan. 26, 2019	W, 71-63
vs. No. 22 Mississippi State	Jan. 22, 2019	W, 76-55
at No. 14 Auburn	Jan. 19, 2019	W, 82-80
vs. No. 9 North Carolina (Chicago)	Dec. 22, 2018	W, 80-72
vs. No. 4 Duke (Indianapolis)	Nov. 6, 2018	L, 118-84
vs. No. 13 Tennessee (SECT)	March 11, 2018	W, 77-72
at No. 10 Auburn	Feb. 14, 2018	L, 76-66
vs. No. 15 Tennessee	Feb. 6, 2018	L, 61-59
at No. 7 West Virginia	Jan. 27, 2018	W, 83-76
at No. 23 Tennessee	Jan. 6, 2018	L, 76-65
vs. No. 4 Kansas (Chicago)	Nov. 14, 2017	L, 65-61
vs. No. 6 North Carolina (NCAAT)	March 26, 2017	L, 75-73
vs. No. 8 UCLA (NCAA)	March 24, 2017	W, 86-75
vs. No. 19 Wichita State (NCAAT)	March 19, 2017	W, 65-62
vs. No. 13 Florida	Feb. 25, 2017	W, 76-66
at No. 24 Florida	Feb. 4, 2017	L, 88-66
vs. No. 2 Kansas	Jan. 28, 2017	L, 79-73
vs. No. 24 South Carolina	Jan. 21, 2017	W, 85-69
at No. 10 Louisville	Dec. 21, 2016	L, 73-70
vs. No. 7 North Carolina (Las Vegas)	Dec. 17, 2016	W, 103-100
vs. No. 11 UCLA	Dec. 3, 2016	L, 97-92
vs. No. 13 Michigan State (New York)	Nov. 15, 2016	W, 69-48
vs. No. 14 Indiana (NCAAT)	March 19, 2016	L, 73-67
vs. No. 17 Texas A&M (SECT)	March 13, 2016	W, 82-77
at No. 4 Kansas	Jan. 30, 2016	L, 90-84
vs. No. 16 Louisville	Dec. 27, 2015	W, 75-73
vs. No. 5 Duke (Chicago)	Nov. 17, 2015	W, 74-63
vs. No. 3 Wisconsin (NCAAT)	April 4, 2015	L, 71-64
vs. No. 8 Notre Dame (NCAAT)	March 28, 2015	W, 68-66
vs. No. 20 West Virginia (NCAAT)	March 26, 2015	W, 78-39
vs. No. 21 Arkansas (SECT)	March 15, 2015	W, 78-63
vs. No. 18 Arkansas	Feb. 28, 2015	W, 84-67
at No. 4 Louisville	Dec. 27, 2014	W, 58-50
vs. No. 21 North Carolina	Dec. 13, 2014	W, 84-70
vs. No. 6 Texas	Dec. 5, 2014	W, 63-51
vs. No. 5 Kansas (Indianapolis)	Nov. 18, 2014	W, 72-40
vs. No. 18 UConn (NCAAT)	April 7, 2014	L, 60-54
vs. No. 12 Wisconsin (NCAAT)	April 5, 2014	W, 74-73
vs. No. 7 Michigan (NCAAT)	March 30, 2014	W, 75-72
vs. No. 5 Louisville (NCAAT)	March 28, 2014	W, 74-69
vs. No. 2 Wichita State (NCAAT)	March 23, 2014	W, 78-76
vs. No. 1 Florida (SECT)	March 16, 2014	L, 61-60
at No. 1 Florida	March 8, 2014	L, 84-65
vs. No. 3 Florida	Feb. 15, 2014	L, 69-59
vs. No. 4 Louisville	Dec. 28, 2013	W, 73-66
at No. 18 North Carolina	Dec. 14, 2013	L, 82-77
vs. No. 20 Baylor (Dallas)	Dec. 6, 2013	L, 67-62
vs. No. 2 Michigan St. (Chicago)	Nov. 12, 2013	L, 78-74
vs. No. 11 Florida	March 9, 2013	W, 61-57
at No. 7 Florida	Feb. 12, 2013	L, 69-52
at No. 16 Ole Miss	Jan. 29, 2013	W, 87-74
at No. 4 Louisville	Dec. 29, 2012	L, 80-77
vs. No. 9 Duke (Atlanta)	Nov. 13, 2012	L, 75-68
vs. No. 6 Kansas (NCAAT)	April 2, 2012	W, 67-59
vs. No. 17 Louisville (NCAAT)	March 31, 2012	W, 69-61
vs. No. 9 Baylor (NCAAT)	March 25, 2012	W, 82-70
vs. No. 16 Indiana (NCAAT)	March 23, 2012	W, 87-71
vs. No. 22 Florida (SECT)	March 10, 2012	W, 74-71
at No. 16 Florida	March 4, 2012	W, 74-59
vs. No. 8 Florida	Feb. 7, 2012	W, 78-58
vs. No. 4 Louisville	Dec. 31, 2011	W, 69-62
vs. No. 5 North Carolina	Dec. 3, 2011	W, 73-72
vs. No. 12 Kansas (New York)	Nov. 15, 2011	W, 75-65
vs. No. 9 UConn (NCAAT)	April 2, 2011	L, 56-55
vs. No. 7 North Carolina (NCAAT)	March 27, 2011	W, 76-69
vs. No. 1 Ohio State (NCAAT)	March 25, 2011	W, 62-60
vs. No. 22 West Virginia (NCAAT)	March 19, 2011	W, 71-63
vs. No. 12 Florida (SECT)	March 13, 2011	W, 70-54
vs. No. 21 Vanderbilt	March 11, 2011	W, 68-66
vs. No. 13 Florida	Feb. 26, 2011	W, 76-68
at No. 21 Vanderbilt	Feb. 12, 2011	L, 81-77
at No. 22 Louisville	Dec. 31, 2010	W, 78-63
vs. No. 23 Notre Dame (Louisville)	Dec. 8, 2010	W, 72-58
vs. No. 13 Washington (Maui)	Nov. 23, 2010	W, 74-67
vs. No. 6 West Virginia (NCAAT)	March 27, 2010	L, 73-66
vs. No. 15 Tennessee (SECT)	March 13, 2010	W, 74-45
at No. 19 Tennessee	Feb. 27, 2010	L, 74-65
at No. 17 Vanderbilt	Feb. 20, 2010	W, 58-56
vs. No. 12 Tennessee	Feb. 13, 2010	W, 73-62
vs. No. 25 Ole Miss	Feb. 2, 2010	W, 85-75
vs. No. 21 Vanderbilt	Jan. 30, 2010	W, 85-72
vs. No. 14 UConn (New York)	Dec. 9, 2009	W, 64-61
vs. No. 10 North Carolina	Dec. 5, 2009	W, 68-66

Calipari's Record at UK vs:

vs. No. 1	2-2
vs. Top 3	3-6
vs. Top 5	10-10
vs. Top 10	23-19
vs. Top 15	37-23
vs. Top 20	48-28
vs. Top 25	59-31
Home	20-5
Away	7-12
Neutral	32-14
SEC Tourney	5-2
NCAA Tourney	17-7

Second Tour: Calipari, UK Agree to New Long-Term Contract

John Calipari, who owns more wins, more NCAA Tournament wins, more Final Four appearances, more Elite Eight berths and more Sweet 16 showings than any other coach since his arrival at Kentucky, signed a new long-term contract with the school in June that offers the opportunity to end his career in Lexington.

The new deal, with total guaranteed compensation – which includes base salary and media/endorsement payments – is valued at \$86 million over the lifetime of the contract. With a base salary of \$400,000 per season from the university, Calipari will make \$8 million in total compensation over the next two seasons with increases starting in 2021-22 (\$8.5 million per year for four seasons) and 2025-26 (\$9 million per year for four seasons).

The only incentive included in Calipari's new contract remains the performance of the men's basketball team in the Academic Progress Rate, a metric created by the NCAA to measure academic eligibility, retention and graduation. The bonus will remain unchanged at \$50,000 from the previous contract for meeting the threshold of 975. The men's basketball team has earned an NCAA award in five straight seasons for finishing among the top 10% of Division I men's basketball schools.

Calipari's new contract will no longer include a retention bonus. Beginning with the sixth contract year of the agreed upon terms, Calipari has the option to step down as the head coach and become special assistant to the athletics director/university representative. He would receive \$950,000 in annual compensation for the position.

Calipari is calling the start of his second decade at Kentucky his "second tour" after unprecedented success in his first decade. His goal is for the program to build on that success and do even bigger things on the second tour. First, let's take a look back at his first one ...

A Decorated Decade

Through 10 years at Kentucky, John Calipari's time in Lexington has been every bit as successful -- and more -- as fans hoped when he agreed to become the head coach at Kentucky back in the spring of 2009.

By just about every measure, he's the most successful coach in college basketball during the last decade. Among schools who have been to at least two Elite Eights and a Final Four since 2009-10, Calipari ranks:

- First in wins (305)
- First in NCAA Tournament wins (31)
- Fourth in NCAA titles (one)
- First in Final Four appearances (four)
- First in Elite Eight appearances (seven)
- First in Sweet 16 appearances (eight)
- Third in regular-season conference titles (five)
- Second in league tournament titles (six)

Moving Up the Kentucky Career Wins List

With an 80-53 victory vs. Auburn on Feb. 23, 2019, John Calipari moved past Joe B. Hall for the second-most wins in program history. Calipari trails only the legendary Adolph Rupp (876 wins) for the most wins at Kentucky and earned win No. 300 at Ole Miss on March 5.

When Calipari tied Hall with his 297th win at Missouri on Feb. 19, he did so 32 games faster than Hall and just two games slower than Rupp.

Although he's still climbing the charts, he's doing it nearly as fast as anyone else in NCAA history. With the win over Ole Miss, Calipari became the fourth-fastest coach to 300 wins at one program in NCAA history. Only Bill Self (358 games at Kansas), Claire Bee (359 games at Long Island) and Rupp (366 at UK) got there faster.

Calipari passed Tubby Smith on Dec. 1, 2019, for the third-most coached games at UK. Smith's 10-year career with the Wildcats ended with his 346th game. Calipari and UK's win over UNC Greensboro on Dec. 1 marked the 347th career game he's been at the helm.

Rupp is obviously first in games coached with a 42-year tenure spanning 1,066 career games.

First-Ballot Hall of Famer

Kentucky men's basketball coach John Calipari joined basketball's fraternity of legends in September 2015 after being elected to the Naismith Memorial Basketball Hall of Fame on the first ballot.

Calipari joined an elite group of basketball players and coaches in the Naismith Hall of Fame, considered to be one of the ultimate honors in the sport. The Class of 2015 included Calipari, Dick Bevetta, Wildcat Louie Dampier, Lindsay Gaze, Tom Heinsohn, John Isaacs, Spencer Haywood, Lisa Leslie, Dikembe Mutombo, George Raveling and JoJo White.

700 Victories and Counting

With Kentucky's win over UIC on Nov. 26, 2017, John Calipari reached 700 on-court wins. At the time he was one of just 41 coaches, regardless of NCAA level of classification, to reach that barrier. Only 29 coaches have done it with at least 10 seasons at the Division I level.

Calipari became the fourth-fastest coach to 700 on-court wins ever. Only Adolph Rupp (836 games), Jerry Tarkanian (876 games) and Roy Williams (879 games) did it faster.

Calipari is currently the only coach in NCAA history with at least 189 victories at three different schools.

Calipari Unrivaled in Conference

John Calipari has won 15 league regular-season championships (including five Southeastern Conference titles) seven more than the next-closest coach in the SEC (Bruce Pearl has eight). Calipari has won six SEC Tournament championships in 10 seasons at Kentucky and owns 15 conference tournament titles in his career, 11 more than his closest competitors (Ben Howland and Kermit Davis).

He's tallied a 344-104 (.768) all-time record within conference play as a head coach and owns a 136-38 (.782) record since joining the SEC. His 136 total wins are the second most among Division I coaches since 1996-97 over their first 10 seasons with a program, while his winning percentage ranks third. Only Adolph Rupp (.833) had a better winning percentage through his first 10 seasons in league play in Kentucky's history.

Although he's been publicly outspoken against conference tournaments -- only because he doesn't favor playing three or more games on consecutive days to win the tournament -- his teams have gotten up for them. Calipari's teams at UMass, Memphis and Kentucky have been to 19 conference championship games in his 27-year career, winning a remarkable 15 of them. Calipari is 57-12 (.826) all-time in conference tournaments, including 23-4 (.852) at UK.

Calipari in Elite Company with Conference Championships

Kentucky men's basketball coach John Calipari added another first to his Hall of Fame career in 2017.

When Kentucky clinched at least a share of the 2017 Southeastern Conference championship by beating Vanderbilt on Feb. 28, 2017, he made history as a head coach. Calipari became the first NCAA Division I coach to lead three different programs (UMass, Memphis, Kentucky) to five on-court regular-season league titles five different times. He won the Atlantic 10 at the helm of UMass in 1992, 93, 94, 95 and 96. Memphis claimed the Conference USA crown in 2004, 06, 07, 08 and 09. Kentucky has captured the SEC five times in 2010, 12, 15, 16 and 17.

Perhaps more impressive is that Calipari has 30 combined regular-season and tournament championships after the 2018 SEC Tournament title. That trails only Mark Few of Gonzaga (33 titles with the West Coast Conference regular-season title in 2019) among all active coaches. All-time, Calipari trails only the great Adolph Rupp (41) and Few.

ON PACE WITH THE BARON OF THE BLUEGRASS

- Legendary coach Adolph Rupp won 876 career games while he was the coach of UK. He also led Kentucky to five NCAA titles during his 41-year tenure.
- John Calipari is just behind pace with Rupp to begin his career at UK in total victories. Calipari (.811) is slightly behind Rupp (.822) in total UK career winning percentage.

Coach	Games	Record	Next Game (377th Game)
Adolph Rupp	376	309-67	def. Vanderbilt 84-41 (Feb. 21, 1947)
John Calipari	376	305-71	vs. Michigan State (Nov. 5, 2019)
Joe B. Hall	376	285-91	def. Vanderbilt 75-58 (Jan. 7, 1985)



COACH CALIPARI

UK vs. AP Ranked Foes Under Cal

Record as AP Top-Ranked Coach Since 2009-10

Coach	Schools	Records
1. John Calipari	Kentucky	69-7
2. Mike Krzyzewski	Duke	50-10
3. Bill Self	Kansas	42-8
4. Jay Wright	Villanova	28-6
5. Mark Few	Gonzaga	16-4
6. Jim Boeheim	Syracuse	15-4
7. Tom Crean	Indiana	14-3
8. Thad Matta	Ohio State	13-2
9. Sean Miller	Arizona	12-1
10. Billy Donovan	Florida	11-1

Record as AP Top-Ranked Coach Active

Coach	Schools	Records
1. Mike Krzyzewski	Duke	216-34
2. John Calipari	UK, Memphis, UMass	110-12
3. Roy Williams	UNC, Kansas	95-18
4. Bill Self	Kansas	44-9
5. Bruce Weber	Illinois	30-2
6. Jay Wright	Villanova	28-6
7. Jim Boeheim	Syracuse	24-5
8. Bob Huggins	Cincinnati	20-4
9. Mark Few	Gonzaga	16-4
10. Tom Crean	Indiana	14-3

entering 2019-20 season

All-Time Calipari Draft Picks

Player (School)	Round	Year (Overall)
Bam Adebayo (UK)	First	2017 (14)
Eric Bledsoe (UK)	First	2010 (18)
Devin Booker (UK)	First	2015 (13)
Antonio Burks (MEM)	Second	2004 (36)
Marcus Camby (UMASS)	First	1996 (2)
Rodney Carney (MEM)	First	2006 (16)
DeMarcus Cousins (UK)	First	2010 (5)
Willie Cauley-Stein (UK)	First	2015 (6)
Anthony Davis (UK)	First	2012 (1)
Hamidou Diallo (UK)	Second	2018 (45)
Joey Dorsey (MEM)	Second	2008 (33)
C. Douglas-Roberts (MEM)	Second	2008 (40)
Robert Dozier (MEM)	Second	2009 (60)
Tyreke Evans (MEM)	First	2009 (4)
De'Aaron Fox (UK)	First	2017 (5)
S. Gilgeous-Alexander (UK)	First	2018 (11)
Archie Goodwin (UK)	First	2013 (29)
Josh Harrellson (UK)	Second	2011 (45)
Andrew Harrison (UK)	Second	2015 (44)
Tyler Herro (UK)	First	2019 (13)
Dakari Johnson (UK)	Second	2015 (48)
Keldon Johnson (UK)	First	2019 (29)
Terrence Jones (UK)	First	2012 (18)
Enes Kanter (UK)	First	2011 (3)
Michael Kidd-Gilchrist (UK)	First	2012 (2)
Brandon Knight (UK)	First	2011 (8)
Kevin Knox (UK)	First	2018 (9)
Skal Labissiere (UK)	First	2016 (28)
Doron Lamb (UK)	Second	2012 (42)
DeAndre Liggins (UK)	Second	2011 (53)
Trey Lyles (UK)	First	2015 (12)
Darius Miller (UK)	Second	2012 (46)
Malik Monk (UK)	First	2017 (11)
Jamal Murray (UK)	First	2016 (7)
Nerlens Noel (UK)	First	2013 (6)
Daniel Orton (UK)	First	2010 (29)
Patrick Patterson (UK)	First	2010 (14)
Julius Randle (UK)	First	2014 (7)
Lou Roe (UMass)	Second	1995 (30)
Derrick Rose (MEM)	First	2008 (1)
Marquis Teague (UK)	First	2012 (29)
Karl-Anthony Towns (UK)	First	2015 (1)
Tyler Ulis (UK)	Second	2016 (34)
Jarred Vanderbilt (UK)	Second	2018 (41)
Dajuan Wagner (MEM)	First	2002 (6)
John Wall (UK)	First	2010 (1)
PJ Washington (UK)	First	2019 (12)
Shawne Williams (MEM)	First	2006 (17)
James Young (UK)	First	2014 (17)

30 is the new 20

With a 71-67 win over Mississippi State on Feb. 9, 2019, John Calipari achieved another feat in his decorated coaching career. With his 20th victory in 2019, he secured his 25th consecutive on-court 20-win season. He leads all active coaches with that streak, ahead of Mike Krzyzewski (23) and Bill Self (21).

With a Sweet 16 win over Houston in the 2019 NCAA Tournament, Calipari and the Cats clinched a 30-win season for the fifth time as UK's head coach. Calipari has 11 seasons with 30 or more on-court wins. Only Krzyzewski (15) and Roy Williams (12) have more 30-win seasons as an active head coach. Calipari is the first coach in NCAA Division I history to record five straight on-court 30-win seasons, notching 30 wins in consecutive seasons from 2005-06 to 2009-10.

There's No Place Like Home

Since his 1991-92 season at UMass, John Calipari-coached teams have posted a 377-31 (.924) record at home. At UK, Coach Cal is 167-9 (.949) in Rupp Arena.

In five of Calipari's 10 seasons at Kentucky, the Wildcats have posted an undefeated record at home, including a school-record 19-0 mark during the 2014-15 season.

Calipari owns both of UK's longest winning streaks in the arena. He began his career at UK with a 54-game winning streak at Rupp Arena. It was the longest winning streak since the arena opened in 1976. With a win over Georgia on Feb. 9, 2016, he secured the second-longest streak in the storied building at 34 games (which ended at 42).

Coach	Streak (Yrs)
1. John Calipari	54 (2010-13)
2. John Calipari	42 (2014-17)
3. Rick Pitino	33 (1992-94)
4. Joe B. Hall	30 (1981-82)
5. Rick Pitino	27 (1995-97)

Life Away From Home Isn't So Bad Either

As good as John Calipari's team's have been at home, they're pretty good in hostile environments on the road. Dating back to the 2005-06 season, Calipari has recorded a 100-45 (.690) record on the road. At neutral-site venues, Kentucky is 77-21 (.786) all-time under Calipari.

Calipari at No. 1

John Calipari is one of just two coaches (Frank McGuire) to lead three programs to a No. 1 ranking. Calipari has led six of his 10 UK teams to the ranking and seven of his last 12 teams to the No. 1 ranking (he's done it nine times overall).

When Coach Cal's teams have been at the top, they've been difficult to knock off:

- Calipari is 110-12 (.902) as the top-ranked Associated Press Top 25 coach in the country
- He's 69-7 (.908) when his team is at the top of the AP Top 25 as UK's head coach
- Calipari tallied a 32-4 mark at UMass at No. 1 and he was 9-1 at Memphis when he had the Tigers at the pinnacle of the rankings
- He (110) trails only Duke's Mike Krzyzewski (216) in active coaches with victories at No. 1
- Calipari has coached 122 career games as a No. 1 team, the fourth most in NCAA history, trailing Krzyzewski (250), John Wooden (228) and Adolph Rupp (131)
- Among coaches who have owned a No. 1 ranking in at least 119 games, Calipari's winning percentage of .902 trails only Wooden (.952) and is ahead of active coach Krzyzewski (.865) entering NCAA Tournament regional play
- Calipari is 5-4 vs. the AP top-ranked team in the land, including 2-2 at Kentucky

UK Collegiate Awards Under Calipari

All-America Honors DeMarcus Cousins (2010) <i>AP (1), NABC (2), USBWA (2), SN (2)</i>	CoSIDA Academic All-America Alex Poythress (2nd) 2016	Bam Adebayo 2017 Kevin Knox 2018 Shai Gilgeous-Alexander 2018 Tyler Herro 2019 Keldon Johnson 2019
John Wall (2010) <i>AP (1), NABC (2), USBWA (2), SN (2)</i>	All-SEC D. Cousins (2010) 1st (Coaches/AP) Patrick Patterson (2010) 1st (Coaches/AP) John Wall (2010) 1st (Coaches/AP) Terrence Jones (2011) 1st (Coaches/AP) Brandon Knight (2011) 1st (Coaches/AP) Anthony Davis (2012) 1st (Coaches/AP)	NCAA Final Four Team Anthony Davis (MVP) 2012 Michael Kidd-Gilchrist 2012 Doron Lamb 2012 Julius Randle 2014 James Young 2014
Michael Kidd-Gilchrist (2012) <i>AP (3), USBWA (2), NABC (3), SN (2)</i>	M. Kidd-Gilchrist (2012) 1st (Coaches/AP) Terrence Jones (2012) 2nd (Coaches/AP) Doron Lamb (2012) 2nd (Coaches/AP) Nerlens Noel (2013) 1st (Coaches/AP) Julius Randle (2014) 1st (Coaches/AP) James Young (2014) 2nd (Coaches/AP) Devin Booker (2015) 2nd (Coaches/AP) Willie Cauley-Stein (2015) 1st (Coaches/AP) Aaron Harrison (2015) 2nd (Coaches/AP) Karl Towns (2015) 1st (Coaches/AP) Tyler Ulis (2016) 1st (Coaches/AP) Jamal Murray (2016) 1st (Coaches/AP) Malik Monk (2017) 1st (Coaches/AP) De'Aaron Fox (2017) 1st (Coaches/AP) Barn Adebayo (2017) 2nd (Coaches/AP) Kevin Knox (2018) 1st (Coaches/AP) Shai G.-Alexander (2018) 2nd (Coaches/AP) PJ Washington (2019) 1st (Coaches/AP) Tyler Herro (2019) 2nd (Coaches/AP) Keldon Johnson (2019) 2nd (Coaches/AP)	NCAA All-Regional DeMarcus Cousins 2010 John Wall 2010 Josh Harrellson 2011 Brandon Knight (MVP) 2011 DeAndre Liggins 2011 M. Kidd-Gilchrist (MVP) 2012 Anthony Davis 2012 Doron Lamb 2012 Aaron Harrison 2014 Marcus Lee 2014 Julius Randle (MVP) 2014 Willie Cauley-Stein 2015 Andrew Harrison 2015 Karl Towns (MVP) 2015 De'Aaron Fox 2017 Isaac Humphries 2017 Tyler Herro 2019 PJ Washington 2019
Karl-Anthony Towns (2015) <i>SN (3)</i>	SEC Player of the Year John Wall 2010 (Coaches/AP) Anthony Davis 2012 (Coaches/AP) Tyler Ulis 2016 (Coaches/AP) Malik Monk 2017 (AP)	SEC All-Tournament Team John Wall 2010 Eric Bledsoe 2010 DeMarcus Cousins 2010 Darius Miller 2011 Brandon Knight 2011 Josh Harrellson 2011 Anthony Davis 2012 Terrence Jones 2012 Aaron Harrison 2014 Julius Randle 2014 Willie Cauley-Stein 2015 Aaron Harrison 2015 Andrew Harrison 2015 Jamal Murray 2016 Tyler Ulis 2016 Barn Adebayo 2017 De'Aaron Fox 2017 Dominique Hawkins 2017 Wenyan Gabriel 2018 Shai Gilgeous-Alexander 2018 Kevin Knox 2018
Tyler Ulis (2016) <i>AP (1), SN (1), USBWA (2), NABC (2)</i>	SEC Defensive Team Patrick Patterson 2010 DeAndre Liggins 2011 Anthony Davis 2012 Michael Kidd-Gilchrist 2012 Nerlens Noel 2013 Willie Cauley-Stein 2013 Willie Cauley-Stein 2015 Tyler Ulis 2016 Ashton Hagans 2019	SEC Tournament MVP John Wall 2010 Darius Miller 2011 Willie Cauley-Stein 2012 Tyler Ulis 2016 De'Aaron Fox 2017 De'Aaron Fox 2017 Dominique Hawkins 2017 Wenyan Gabriel 2018 Shai Gilgeous-Alexander 2018 Kevin Knox 2018
Malik Monk (2017) <i>SN (2), USBWA (2), NABC (2), AP (2)</i>	SEC Freshman (Coaches)/Newcomer (AP) of the Year DeMarcus Cousins 2010 (Coaches) John Wall 2010 (AP) Terrence Jones 2011 (Coaches/AP) Anthony Davis 2012 (Coaches/AP) Nerlens Noel 2013 (Coaches/AP) Julius Randle 2014 (Coaches/AP) Karl-Anthony Towns 2015 (Coaches/AP) Malik Monk 2017 (Coaches/AP) Kevin Knox 2018 (Coaches) Keldon Johnson 2019 (Coaches) Tyler Herro 2019 (AP)	SEC Freshman (Coaches)/Newcomer (AP) of the Year DeMarcus Cousins 2010 John Wall 2010 Brandon Knight 2011 Terrence Jones 2011 Doron Lamb 2011 Anthony Davis 2012 Michael Kidd-Gilchrist 2012 Willie Cauley-Stein 2013 Archie Goodwin 2013 Nerlens Noel 2013 Alex Poythress 2013 Julius Randle 2014 James Young 2014 Devin Booker 2015 Trey Lyles 2015 Karl-Anthony Towns 2015 Tyler Ulis 2016 Jamal Murray 2016 Malik Monk 2017 De'Aaron Fox 2017
PJ Washington (2019) <i>SN (3), USBWA (2), NABC (3), AP (3)</i>	Coaches' All-SEC Freshman Team Eric Bledsoe 2010 DeMarcus Cousins 2010 John Wall 2010 Brandon Knight 2011 Terrence Jones 2011 Doron Lamb 2011 Anthony Davis 2012 Michael Kidd-Gilchrist 2012 Willie Cauley-Stein 2013 Archie Goodwin 2013 Nerlens Noel 2013 Alex Poythress 2013 Julius Randle 2014 James Young 2014 Devin Booker 2015 Trey Lyles 2015 Karl-Anthony Towns 2015 Tyler Ulis 2016 Jamal Murray 2016 Malik Monk 2017 De'Aaron Fox 2017	SEC Tournament MVP John Wall 2010 Darius Miller 2011 Willie Cauley-Stein 2012 Tyler Ulis 2016 De'Aaron Fox 2017 De'Aaron Fox 2017 Dominique Hawkins 2017 Wenyan Gabriel 2018 Shai Gilgeous-Alexander 2018 Kevin Knox 2018



COACH CALIPARI

The Success Rate

John Calipari has graduated 100 percent of the players (20 of 20) who have been eligible to receive their diploma by the end of their senior years and exhausted their athletic eligibility. Of that group, Brad Calipari, Patrick Patterson, Jarrod Polson and Alex Poythress completed their degrees in three years.

In the NCAA's Academic Progress Rate, which measures eligibility, retention and graduation, UK has posted a single-year Academic Progress Rate of 977 or higher in every season under Calipari, including a perfect 1,000 in the last six single-year reports. Kentucky's four-year composite score in the most recent report, which was released in May of 2019, was a 1,000, earning the team an NCAA academic award for the fifth year in a row for finishing in the top 10% of Division I men's basketball programs.

Dream Maker

As someone who prides himself on helping young men reach their dreams, Coach Cal has helped 49 players earn selection in the NBA Draft during his college coaching career, including 38 over his first 10 seasons at Kentucky, which is more than any other coach.

- Four No. 1 overall selections (Derrick Rose, John Wall, Anthony Davis and Karl-Anthony Towns) during the nine drafts from 2008 to 2016. No other coach has more than three No. 1 picks
- In 2010, five of his UK players were selected in the first round for the first time in NBA history
- His six players in the 2012 and 2015 NBA drafts are the most in the two-round era
- Churned out 38 NBA Draft picks, 29 first-rounders, three No. 1 overall selections, seven top-five picks and 21 lottery picks at Kentucky
- Of the 60 players who have finished their college careers at Kentucky under Calipari, 38 have been selected in the NBA Draft, a 63.3-percent success rate. Another five of those made the NBA, and the majority of the rest were walk-ons
- Of the 27 players at UK who have declared for the NBA Draft after their freshman seasons, 25 have been first-round picks. All 27 have played a game in the NBA. He is 29 for 31 in that regard when including his players from Memphis
- Only coach to produce the top two picks in the same draft (2012 - Anthony Davis and Michael Kidd-Gilchrist)
- Produced a top-10 pick in 12 straight drafts since 2008, the only school to do so during that time period

Developing Talent

John Calipari hasn't just signed the best talent in the country while he's been at Kentucky; he's been the best at developing that talent and getting it ready for the next level.

Of the 35 top-25 Rivals.com players Kentucky has signed and have completed their college eligibility at UK, 31 were drafted and 25 were selected in the first round. But that's only half the story. Calipari's players don't just make it to the pros; they're better prepared than anyone else. The proof is in the numbers.

Over the course of his career, Calipari's 50-plus NBA pros have amassed more than \$2.26 billion in NBA contracts, which doesn't include endorsement deals and overseas contracts. Of his UK players in the NBA, they've earned just shy of \$1.9 billion in guaranteed contracts.

There's more: Of UK's 21 lottery picks in the Calipari era, 14 have earned second contracts in the NBA with seven of them cashing in on max contracts. Of the seven who haven't earned contracts, all have been drafted in the last three years and are still on their rookie deal. Over the last 10 years, there have been 22 lottery picks who earned max contracts in the NBA. Seven of them attended Kentucky.

Double-Digit Win Streaks

Kentucky's 10-game winning streak this season -- its longest since winning 14 consecutive games near the end of the 2016-17 season -- was not abnormal for John Calipari-coached teams. Calipari's teams have posted 19 streaks of 10 or more wins at Kentucky, Memphis and UMass, including seven at UK.

They've won have won 15 or more straight games nine times, 20 or more six times, 25 or more five times, and 30 or more one time. Of course, the most famous streak was the 38-0 start during the 2014-15 season.

1. 38 Kentucky, 2014-15	6. 24 Kentucky, 2011-12	T10. 14 UMass, 1991-92	T16. 10 Kentucky, 2018-19
2. 27 Memphis, 2008-09	7. 19 Kentucky, 2009-10	T12. 12 Memphis, 2007-08	T16. 10 Kentucky, 2010-11
T3. 26 Memphis, 2007-08	8. 16 UMass, 1994-95	T12. 12 Memphis, 2002-03	T16. 10 Memphis, 2001-02
T3. 26 UMass, 1995-96	9. 15 Memphis, 2005-06	T12. 12 UMass, 1992-93	T16. 10 UMass, 1993-94
5. 25 Memphis, 2006-07	T10. 14 Kentucky, 2016-17	15. 11 Memphis, 2003-04	

Calipari Knows Defense

Defense has always been a staple of John Calipari-coached teams. Dating back to complete NCAA records beginning in 2001-02, Calipari's teams have been among national leaders in several critical defensive categories.

Year	FG % Def.	3PT FG % Def.	Rebound Margin	Scoring Margin	Blocks
2001-02 (UM)	13th (39.5)	N/A (29.3)	11th (+6.6)	15th (+11.2)	54th (4.4)
2002-03 (UM)	28th (40.6)	N/A (29.3)	44th (+4.1)	32nd (+8.0)	26th (5.1)
2003-04 (UM)	34th (40.5)	N/A (35.8)	58th (+3.4)	48th (+7.1)	20th (5.0)
2004-05 (UM)	4th (38.4)	N/A (32.7)	75th (+2.9)	62nd (+5.9)	13th (5.4)
2005-06 (UM)	2nd (38.0)	N/A (30.3)	9th (+6.7)	5th (+14.6)	8th (6.4)
2006-07 (UM)	12th (39.0)	N/A (31.3)	28th (+5.3)	5th (+5.8)	12th (5.9)
2007-08 (UM)	12th (39.1)	N/A (30.2)	16th (+6.2)	2nd (+18.0)	8th (6.1)
2008-09 (UM)	1st (37.1)	10th (30.0)	19th (+6.1)	2nd (+16.3)	7th (6.0)
2009-10 (UK)	3rd (37.8)	47th (31.3)	4th (+8.1)	6th (+14.3)	4th (7.2)
2010-11 (UK)	15th (39.4)	59th (32.4)	60th (+3.6)	13th (+11.4)	3rd (6.3)
2011-12 (UK)	1st (37.4)	67th (31.8)	12th (+6.8)	1st (+16.8)	1st (8.6)
2012-13 (UK)	30th (39.2)	104th (32.4)	48th (+4.3)	48th (+8.2)	3rd (6.6)
2013-14 (UK)	59th (41.1)	67th (32.2)	2nd (+9.4)	43rd (+8.2)	13th (5.9)
2014-15 (UK)	1st (35.4)	3rd (27.1)	15th (+6.8)	1st (+20.1)	2nd (6.9)
2015-16 (UK)	24th (39.7)	75th (32.6)	39th (+5.2)	17th (+11.4)	6th (5.8)
2016-17 (UK)	98th (42.4)	12th (30.6)	39th (+4.7)	9th (+13.4)	15th (5.3)
2017-18 (UK)	14th (40.4)	4th (30.1)	40th (+5.1)	68th (+6.5)	31st (4.8)
2018-19 (UK)	19th (40.0)	189th (34.3)	4th (+9.4)	21st (+11.1)	21st (4.8)

La Familia NBA Awards

NBA Player of the Year	Year	Player	Year	Player	Year	Player
Derrick Rose	2011	DeMarcus Cousins (2nd)	2015	Anthony Davis (2nd)	2017	Anthony Davis
		Derrick Rose (1st)	2012	Anthony Davis (2nd)	2015	John Wall
		Derrick Rose (1st)	2011	John Wall (2nd)	2015	Derrick Rose
NBA Rookie of the Year		All-NBA Rookie Team		Marcus Camby (1st)	2008	Derrick Rose
Karl-Anthony Towns	2016	S. Gilgeous-Alexander (2nd)	2019	Marcus Camby (1st)	2007	Derrick Rose
Tyreke Evans	2010	Jamal Murray (2nd)	2017	Marcus Camby (2nd)	2006	
Derrick Rose	2009	Karl Towns (1st)	2016	Marcus Camby (2nd)	2005	All-Star Game MVP
		Devin Booker (1st)	2016			Anthony Davis
NBA Defensive Player of the Year		W. Cauley-Stein (2nd)	2016	NBA All-Star Team		
Marcus Camby	2007	Nerlens Noel (1st)	2015	Anthony Davis	2019	Rising Stars Challenge MVP
		Anthony Davis (1st)	2013	Karl-Anthony Towns	2019	Jamal Murray
		M. Kidd-Gilchrist (2nd)	2013	DeMarcus Cousins	2018	John Wall
NBA Cares Community Assist Award		Brandon Knight (1st)	2012	Anthony Davis	2018	Tyreke Evans
DeMarcus Cousins	2017	D. Cousins (1st)	2011	Karl-Anthony Towns	2018	
John Wall	2016	John Wall (1st)	2011	John Wall	2018	Slam Dunk Contest Winner
		Eric Bledsoe (2nd)	2011	DeMarcus Cousins	2017	Hamidou Diallo
		Tyreke Evans (1st)	2010	Anthony Davis	2017	John Wall
All-NBA Team		Derrick Rose (1st)	2010	John Wall	2017	
Anthony Davis (1st)	2018	Marcus Camby (3rd)	1997	DeMarcus Cousins	2016	3-Point Contest Winner
Karl Towns (3rd)	2018			Anthony Davis	2016	Devin Booker
Anthony Davis (1st)	2017			John Wall	2016	
John Wall (3rd)	2017	All-NBA Defensive Team		DeMarcus Cousins	2015	Skills Challenge Winner
DeMarcus Cousins (2nd)	2016	Eric Bledsoe (1st)	2019	Anthony Davis	2015	Karl-Anthony Towns
Anthony Davis (1st)	2015	Anthony Davis (1st)	2018	John Wall	2015	

Recruiting Trail

The Wildcats have signed more top-25 players under John Calipari's leadership than any other school. Nearly a quarter of all Rivals' top-10 prospects nationally over the past 11 classes have signed with Coach Cal and the Cats. The following list does not include transfers (freshman signees only).

PLAYER (YEAR)	ESPN	RIVALS	247	MCD	JB
Dontaie Allen ('19)	NR	68	98		
Keion Brooks ('19)	36	29	14		Y
Brennan Canada ('19)	NR@	NR@	NR@		
Johnny Juzang ('19)	30	34	31		
Tyrese Maxey ('19)	13	10	10	Y	Y
Kahlil Whitney ('19)	12	14	11	Y	Y
Ashton Hagans ('18)	20	13	12		
Tyler Herro ('18)	30	36	38		Y
Keldon Johnson ('18)	7	15	18		Y Y
EJ Montgomery ('18)	14	11	6	Y	
Zan Payne ('18)	NR	NR	NR		
Immanuel Quickley ('18)	25	22	19		Y
Jemarl Baker Jr. ('17)	66	82	90		
Hamidou Diallo ('17)	11~	10~	11		
Shai Gilgeous-Alexander ('17)	35	34	20		
Quade Green ('17)	24	22	33	Y	Y
Kevin Knox ('17)	10	10	18	Y	Y
Nick Richards ('17)	17	17	15	Y	Y
Jarrod Vanderbilt ('17)	19	14	12	Y	Y
PJ Washington ('17)	12	15	9	Y	Y
Bam Adebayo ('16)	5	7	12	Y	Y
Brad Calipari ('16)	NR	NR	NR		
De'Aaron Fox ('16)	6	6	6	Y	Y
Wenyen Gabriel ('16)	14	13	14	Y	Y
Sacha Killeya-Jones ('16)	24	24	25	Y	
Malik Monk ('16)	9	9	10	Y	Y
Tai Wynyard ('16)	NR	NR	NR		
Isaiah Briscoe ('15)	13	10	16	Y	Y
Jonny David ('15)	NR@	NR@	NR@		
Isaac Humphries ('15)	49	NR^	62		
Skal Labissiere ('15)	2	1	2		Y
Charles Matthews ('15)	42	48	74	Y	
Jamal Murray ('15)	NA^	9	10		
Devin Booker ('14)	18	29	22	Y	Y
Trey Lyles ('14)	6	13	17	Y	Y
Karl-Anthony Towns ('14)	9	5	2	Y	Y
Tyler Ulis ('14)	25	21	20	Y	Y
EJ Lereal ('13)	NR@	NR@	NR@		
Aaron Harrison ('13)	9	7	5	Y	Y
Andrew Harrison ('13)	5	5	3	Y	Y
Dominique Hawkins ('13)	NR	NR	151		
Dakari Johnson ('13)	7	9	8	Y	Y
Marcus Lee ('13)	25	19	14	Y	Y
Julius Randle ('13)	3	2	2	Y	Y
Derek Willis ('13)	NR	115	58		
James Young ('13)	8	11	10	Y	Y
Archie Goodwin ('12)	15	14	18	Y	Y
Willie Cauley-Stein ('12)	40	40	47		
Nerlens Noel ('12)	1	2	1		Y
Alex Poythress ('12)	13	8	7	Y	Y
Anthony Davis ('11)	1	2	1	Y	Y
Michael Kidd-Gilchrist ('11)	4	3	2	Y	Y
Sam Malone ('11)	NR@	NR@	NR@		
Brian Long ('11)	NR@	NR@	NR@		
Marquis Teague ('11)	8	5	6	Y	Y
Kyle Wiltjer ('11)	19	22	21	Y	Y
Terrence Jones ('10)	9	13	8*	Y	Y
Enes Kanter ('10)	25	3	3*		
Brandon Knight ('10)	4	6	6*	Y	Y
Doron Lamb ('10)	29	21	28*	Y	Y
Jarrod Polson ('10)	NR@	NR@	NR@*		
Stacey Poole, Jr. ('10)	51	33	67*		
Eric Bledsoe ('09)	NR	23	37*		
DeMarcus Cousins ('09)	4	2	3*	Y	Y
Jon Hood ('09)	92	40	46*		
Daniel Orton ('09)	13	22	17*		Y
John Wall ('09)	5	1	2*		Y

Top-10 Players	21	23	22
Top-25 Players	42	44	44
Top-50 Players	50	53	51

McDonald's All-Americans 35
Jordan Brand Classic All-Americans 40

* Scout.com ranking | ~ final ranking in the 2017 class before early enrollment | ^ reclassified after final rankings were released @ originally joined team as walk-on



COACH CALIPARI

A "players-first" coach with a penchant for helping people reach their dreams, John Calipari, a Naismith Memorial Basketball Hall of Famer, has guided six teams to the Final Four, led one to a national championship and helped 49 players earn selection in the NBA Draft during his 27-year college coaching career.

Calipari guided Kentucky to its eighth national championship and his first national title in 2012. In becoming only the second coach in NCAA history to lead three different schools to the Final Four, he has racked up more than 700 on-court victories, 20 NCAA Tournament on-court appearances, six Final Fours and numerous national coach of the year honors.

From UMass to Memphis and now Kentucky, Calipari's career has been successful throughout, but his most recent run in Lexington has been the best stretch of his career. During Calipari's 10 seasons at UK, he leads all coaches in total wins (305), NCAA Tournament wins (31), Final Fours (four), Elite Eights (seven) and Sweet 16s (eight).

In 2015, Coach Cal led college basketball's first ever 38-0 team, and became one of just three coaches to make four Final Fours in a five-year span. At the end of the season, Calipari became the 96th coach to join the Naismith Memorial Basketball Hall of Fame.

While building a program out of obscurity at Massachusetts, laying the foundation at Memphis and restoring luster at the sport's greatest program at Kentucky, he totaled the second-most wins in NCAA history in the first 20 years of a college coaching career.

Quite honestly, though, Calipari's on-court success overshadows a much more significant picture.

In his goal to lead a players-first program, he has helped more than 50 young men realize their dreams and reach the NBA level with 49 players earning NBA Draft selections, including a record five first-round draft picks in 2010. Two years later, six Wildcats heard their names called at the 2012 draft, the most in the two-round draft era. UK, with Calipari's help, would tie those six picks again in 2015, including a record-tying four lottery selections. His four No. 1 overall picks are more than any other coach, and he's had 38 players drafted during his first 10 years at Kentucky, including 29 first-round picks.

Calipari's players have entered the league NBA-ready. His players have garnered 20 All-Star selections, with Anthony Davis winning the game's MVP honor in 2017. Derrick Rose was named NBA MVP in 2011. Five of his players have been tabbed All-NBA, three have been named NBA Rookie of the Year, and 12 players from Calipari's first nine teams at Kentucky have made the NBA All-Rookie teams.

Much like he did at UMass, where his players graduated at nearly 80 percent, Calipari has stressed academics. Fifteen of his last 18 seniors at Memphis earned their bachelor's degrees, and all 18 players at UK who were eligible to graduate by the end of their senior years walked away with a diploma in hand, including four players who earned their degree in just three years. Calipari's teams routinely have posted a combined team grade-point average of 3.0 or better.

Calipari has raised millions of dollars to help the lives of those in need in the Commonwealth and beyond. He has had a particular passion to assist those impacted by natural disasters. For instance, in 2010, he used a telethon to raise more than \$1 million for victims of the devastating earthquake in Haiti. He followed that up with telethons in 2012, raising \$1 million for victims of Superstorm Sandy, and in 2017, for victims of Hurricane Harvey.

Calipari launched his foundation in 2012, and since then the foundation has worked with several key partners and donated more than \$1.5 million, a figure that does not include matching funds that have been contributed from individuals and corporations. In 2013, Calipari initiated hosting an annual alumni weekend around his basketball fantasy experience with the intent to raise money for charity. After generating \$350,000 for selected organizations and charities during the inaugural game, the weekend has generated millions of dollars for charity since its inception.

In 2017, Coach Cal was named the head coach of the 2017 USA Basketball Men's U19 World Cup Team, which finished third at the 2017 FIBA U19 World Cup in Cairo.

Author of five books, including the New York Times Best Seller "Players First: Coaching from the Inside Out," Calipari is a master of communication and maximizing talent. He lives by the motto that "it's never a matter of how far you have fallen, but instead it's about how high you bounce back."

BIOGRAPHICAL INFORMATION

Date of Birth: Feb. 10, 1959 | **Wife:** Ellen
Children: Erin, Megan, Brad

Education
Clarion State (1982)

Head Coaching Experience
University of Massachusetts (1989-96)
New Jersey Nets (NBA) (1997-99)
University of Memphis (2001-09)
University of Kentucky (2010-present)

COACHING AWARDS

- 2018 Naismith Hall of Fame 'Service Above Self' Honoree
- 2018 NABC Metropolitan Award
- 2015 Naismith Memorial Basketball Hall of Fame Inductee
- 2015 AP National Coach of the Year
- 2015 Naismith National Coach of the Year
- 2015 NABC National Coach of the Year
- 2015 The Sporting News National Coach of the Year
- 2015 Adolph Rupp National Coach of the Year
- 2015 SEC Coach of the Year (AP/Coaches)
- 2015 USBWA District IV Coach of the Year
- 2012 Nell & John Wooden Coach of the Year Leadership Award
- 2012 Naismith National Coach of the Year Finalist
- 2012 SEC Coach of the Year (AP/Coaches)
- 2010 Adolph Rupp National Coach of the Year
- 2010 Naismith National Coach of the Year Finalist
- 2010 SEC Coach of the Year (AP)
- 2010 *Sporting News* SEC Coach of the Year
- 2010 Yahoo! Sports SEC Coach of the Year
- 2010 USBWA District IV Coach of the Year
- 2009 NABC National Co-Coach of the Year
- 2009 *Sports Illustrated* National Coach of the Year
- 2009 Phelan National Coach of the Year
- 2009 Iba National Coach of the Year Finalist
- 2009 C-USA Coach of the Year
- 2008 Naismith National Coach of the Year
- 2008 C-USA Coach of the Year
- 2008 Iba National Coach of the Year Finalist
- 2008 Phelan National Coach of the Year Finalist
- 2007 Phelan National Coach of the Year Finalist
- 2007 USBWA District IV Coach of the Year
- 2007 *Basketball Times* South Region Coach of the Year
- 2006 C-USA Coach of the Year
- 2004 NABC District 7 Coach of the Year
- 1996 Naismith National Coach of the Year
- 1996 NABC National Coach of the Year
- 1996 *The Sporting News* National Coach of the Year
- 1996 Atlantic 10 Coach of the Year
- 1995 Naismith National Coach of the Year Finalist
- 1994 Naismith National Coach of the Year Finalist
- 1994 Atlantic 10 Coach of the Year
- 1993 USBWA District I Coach of the Year
- 1993 Atlantic 10 Coach of the Year
- 1992 Eastern Basketball Coach of the Year

TEAMS	WINS	NCAA TOURNAMENT WINS	NATIONAL TITLES	FINAL FOURS	ELITE EIGHTS	SWEET 16'S	LEAGUE TITLES (RS)	LEAGUE TOURNAMENT TITLES
BUTLER	231	16	0	2	2	3	2	2
DUKE	299	26	2	2	5	7	1	4
FLORIDA	246	18	0	1	5	5	3	1
GONZAGA	304	20	0	1	3	5	9	7
KANSAS	304	24	0	2	5	6	9	5
KENTUCKY	305	31	1	4	7	8	5	6
LOUISVILLE	258	16	1	2	3	4	2	3
MICHIGAN	247	19	0	2	3	5	2	2
MICHIGAN ST.	270	21	0	3	4	6	4	4
N. CAROLINA	277	24	1	2	4	6	5	1
OREGON	251	13	0	1	2	4	2	3
SYRACUSE	252	18	0	2	3	5	2	0
TEXAS TECH	173	8	0	1	2	2	1	0
UCONN	213	13	2	2	2	2	0	2
VILLANOVA	270	17	2	2	2	2	5	4
VIRGINIA	254	13	1	1	2	3	4	2
WISCONSIN	251	18	0	2	2	6	1	1



COACH CALIPARI

NCAA DIVISION I ACTIVE WINNINGEST COACHES

(On-Court By Percentage - Min. 10 yrs. at Division I level)

NO.	COACH/TEAM	YRS.	PCT.
1.	Mark Few/Gonzaga	20	.823
2.	Roy Williams/UNC	31	.788
3.	John Calipari/Kentucky	27	.780
4.	Mike Krzyzewski/Duke	44	.767
5.	Bill Self/Kansas	26	.763

*numbers at the conclusion of the 2018-19 season

SINCE 2005-06 ...

Since the 2005-06 season, John Calipari's on-court record ranks him as the winningest coach. Totals through the end of the 2018-19 season.

COACH	RECORD
1. John Calipari	442-85
2. Bill Self	426-90
3. Mike Krzyzewski	411-98
4. Mark Few	409-85
5. Roy Williams	401-118

MISCELLANEOUS ON-COURT RECORDS

Overall On-Court Record:750-211 (.780)
 March/April Record:.....163-47 (.776)
 NCAA Record:.....56-19 (.747)
 Record in Conference Games:.....344-104 (.768)
 Record in Conference Tournament:.....57-12 (.826)

- Calipari owns the NCAA's most single-season wins with 38, tying his own record (Memphis in '08 and UK in '12) in 2015 with 38 wins. He owns the most single-season wins at UMass, Memphis and UK
- Calipari is the winningest coach in NCAA Division I history for a five-year span with 173 victories (2008-12)
- Calipari is the first coach in NCAA Division I history to record five straight on-court 30-win seasons. Memphis hit the 30-win plateau from 2006-09
- Calipari is one of only two coaches (Rick Pitino) to lead three different schools to a Final Four
- Calipari is one of only three coaches (John Wooden, Mike Krzyzewski) to go to four Final Fours in five seasons
- Calipari has advanced to the Sweet 16 in 12 of his last 14 seasons and the Elite Eight in 10 of the last 14 seasons
- Calipari started with a 54-0 record in Rupp Arena as head coach of the Wildcats
- Calipari has helped 38 players earn selection in the NBA Draft (29 first-round picks) over the last 19 seasons
- Calipari has more wins (327) in a 10-year period (2006-15) than any other coach in college basketball history
- Calipari is the fourth-fastest NCAA Division I men's basketball coach to reach 300 victories at a single school
- Calipari's 30 combined regular season and tournament league titles trail only Mark Few (33) of Gonzaga for the most among active coaches
- Calipari became the fourth-fastest coach to 700 on-court wins, behind only Adolph Rupp, Jerry Tarkanian and Roy Williams
- Calipari has the second-most wins in school history, behind only Adolph Rupp
- Calipari's 31 NCAA Tournament wins are the most in school history. Rupp had 30

CAL IN CONFERENCE

SEC COACHES	CONFERENCE	Tournament	Conference
	CHAMPIONSHIPS	Championships	Coach of the Year
Nate Oats, Alabama	2	3	2
Eric Musselman, Arkansas	3	1	1
Bruce Pearl, Auburn	8	3	7
Michael White, Florida	3	0	3
Tom Crean, Georgia	3	0	3
John Calipari, Kentucky	15	15	9
Will Wade, LSU	1	0	1
Cuonzo Martin, Missouri	1	0	1
Kermit Davis, Ole Miss	7	4	4
Ben Howland, Mississippi State	7	4	3
Frank Martin, South Carolina	0	0	1
Rick Barnes, Tennessee	4	1	6
Buzz Williams, Texas A&M	1	0	0
Jerry Stackhouse, Vanderbilt	0	0	0
TOTALS	55	31	41

CALIPARI VS. ALL OPPONENTS

Abilene Christian 1-0	Furman 1-0	Montana State..... 1-0	Southwest Texas St. 1-0
Alabama 16-4	George Mason 1-0	Morehead State..... 2-0	St. Bonaventure 17-1
Albany..... 1-0	George Washington 8-9	Murray State..... 1-0	St. John's 1-0
Arizona 1-1	Georgetown..... 2-1	Nevada 1-0	St. Joseph's 15-5
Arizona State 2-1	Georgia 17-2	New Hampshire..... 5-0	St. Mary's 1-0
Arkansas 12-6	Georgia Tech 1-1	New Mexico..... 1-0	St. Peter's 1-0
Arkansas-Little Rock 3-0	Gonzaga 4-0	New Orleans..... 1-0	Stanford 3-2
Arkansas-Pine Bluff..... 1-0	Grand Canyon..... 1-0	NJIT..... 1-0	Stephen F. Austin..... 1-0
Arkansas State 4-0	Hampton..... 1-0	North Carolina 7-3	Stony Brook 1-0
Auburn 11-3	Hartford..... 2-0	North Carolina State..... 1-0	Syracuse..... 3-2
Austin Peay..... 6-1	Harvard..... 2-0	North Dakota 1-0	TCU 7-1
Baylor 1-2	Hofstra 1-0	North Texas..... 1-0	Temple..... 13-11
Belmont 2-0	Holy Cross..... 4-1	Northeastern 3-1	Tennessee 16-11
Boise State..... 1-0	Houston 17-3	Northern Kentucky 2-0	Tennessee State..... 1-0
Boston 7-1	Howard 1-0	Northwestern State 1-0	Tennessee Tech..... 1-0
Boston College..... 2-0	Illinois 1-1	Notre Dame 2-1	Texas 2-2
Bradley 1-0	Illinois State 1-0	Oakland 1-0	Texas A&M..... 9-3
Bucknell 1-0	Indiana..... 3-2	Ohio State..... 1-2	Towson State 1-0
Buffalo 3-0	Iowa..... 0-1	Oklahoma 5-1	Troy..... 1-0
BYU 1-0	Iowa State..... 2-0	Oklahoma State 0-2	Tulane 16-0
Cal State Northridge..... 1-0	Jackson State 2-0	Old Dominion 2-0	Tulsa 11-1
Canisius 1-0	Kansas..... 4-6	Ole Miss 15-4	UAB..... 14-3
Central Conn. St..... 2-0	Kansas State 2-1	Oral Roberts 1-0	UCF..... 5-0
Charlotte 2-3	Keene State 1-0	Oregon State..... 1-0	UCLA 4-4
Chattanooga..... 2-0	Kentucky 2-4	Pennsylvania..... 3-0	UIC..... 1-0
Christian Brothers..... 2-0	La Salle..... 3-0	Penn State 4-4	UNC Asheville 2-0
Cincinnati..... 6-7	Lafayette (Pa.)..... 1-0	Pepperdine 1-0	UNC Greensboro 2-0
Cleveland State..... 4-0	Lamar 4-0	Pittsburgh 2-1	UNC Wilmington..... 1-0
Coastal Carolina..... 1-0	LIU-Brooklyn 1-0	Portland 3-0	USF 10-1
Colorado 1-1	Lipscomb 1-0	Princeton 2-0	Utah 2-1
Colorado State 0-1	Long Beach State 1-0	Providence..... 3-1	Utah Valley 1-0
Columbia 1-0	Louisiana Tech 1-1	Purdue..... 2-1	UTEP 5-0
Connecticut 2-5	Louisville..... 16-7	Radford..... 1-0	UT Arlington 3-0
Coppin State 1-0	Loyola 1-0	Rhode Island..... 16-2	UT Martin 5-0
Cornell 1-0	Lowell 2-1	Rice 4-0	Valparaiso 1-0
Dartmouth..... 1-0	LSU 11-3	Richmond 1-0	Vanderbilt 17-4
Davidson 1-0	Manhattan 2-0	Rider 1-0	Vermont..... 3-0
Dayton 1-0	Marist 2-0	Robert Morris 1-1	Villanova 2-0
DePaul 4-2	Marquette 3-1	Rutgers 11-4	Virginia 0-1
Detroit 1-0	Marshall 6-0	Saint Louis 4-3	Virginia Tech 3-0
Drexel 2-0	Maryland 5-3	Sam Houston State 1-0	VMI 1-0
Duke 1-3	Massachusetts..... 1-0	Samford 3-0	Wake Forest..... 2-1
Duquesne 12-4	Memphis 1-0	Santa Clara 1-0	Washington 1-0
East Carolina..... 7-0	Miami (Fla.) 0-1	Savannah State..... 1-0	West Virginia 13-7
East Tennessee State 4-0	Miami (Ohio) 2-0	Seton Hall 1-1	Western Kentucky 2-0
Eastern Kentucky 3-0	Michigan 1-0	Siena 4-0	Wichita State 2-0
Eastern Michigan 2-0	Michigan State..... 2-1	SMU 7-0	Winthrop 3-0
Fairfield..... 1-0	Middle Tennessee..... 3-0	South Carolina 14-3	Wisconsin 1-1
Florida 17-8	Milwaukee 1-0	Southern Cal 2-0	Wofford 2-0
Florida State 1-1	Mississippi State 14-0	South Connecticut..... 1-0	Wright State..... 1-0
Florida Tech 0-1	Mississippi Valley St. 1-0	Southeastern Louisiana 3-0	Xavier..... 2-2
Fordham 5-0	Missouri 9-3	Southern Illinois 1-0	Yale 1-0
Fort Wayne 1-0	Monmouth 2-0	Southern Miss 15-4	



INDIVIDUAL GAME RECORDS CAL ERA

MOST POINTS			MOST REBOUNDS			MOST POINTS/REBOUNDS/ASSISTS		
Pts.	Player vs. Opponent	Date	Rebs	Player vs. Opponent	Date	P/R/A	Player vs. Opponent	Date
47	Malik Monk vs. North Carolina	12/17/16	19	Nick Richards vs. SOUTHERN ILLINOIS	11/9/18	49 (47/0/2)	Malik Monk vs. UNC	12/17/16
39	De'Aaron Fox vs. UCLA	3/24/17	19	Michael Kidd-Gilchrist vs. LOUISVILLE	12/31/11	47 (27/17/3)	Terrence Jones vs. Notre Dame	12/8/10
37	Malik Monk vs. GEORGIA	1/31/17	18	PJ Washington vs. VMI	11/18/18	46 (29/13/4)	PJ Washington vs. Seton Hall	12/8/18
35	Jamal Murray vs. FLORIDA	2/6/16	18	Bam Adebayo vs. Northern Kentucky	3/17/17	46 (39/3/4)	De'Aaron Fox vs. UCLA	3/24/17
35	Terrence Jones vs. AUBURN	1/11/11	18	Anthony Davis vs. CHATTANOOGA	12/17/11	45 (29/13/3)	Terrence Jones vs. Oklahoma	11/22/10
34	Kevin Knox at West Virginia	1/27/17	18	DeMarcus Cousins vs. LOUISVILLE	1/2/10	45 (27/18/0)	DeMarcus Cousins vs. SAM HOUSTON STATE	11/19/09
34	Malik Monk at Ole Miss	12/29/16	18	Patrick Patterson vs. RIDER	11/21/09	44 (24/19/1)	Michael Kidd-Gilchrist vs. LOUISVILLE	12/31/11
33	Malik Monk vs. FLORIDA	2/25/17	18	DeMarcus Cousins vs. SAM HOUSTON STATE	11/19/09	43 (33/9/2)	Jamal Murray at Vanderbilt	2/27/16
33	Jamal Murray at Vanderbilt	2/27/16	17	Keldon Johnson vs. AUBURN	2/23/19	43 (35/8/0)	Terrence Jones vs. AUBURN	1/11/11
33	Jamal Murray vs. Ohio State	12/19/15	17	Terrence Jones vs. Notre Dame	12/8/10	42 (33/4/5)	Malik Monk vs. FLORIDA	2/25/17
32	Doron Lamb vs. WINTHROP	12/22/10	17	Terrence Jones at Washington	11/23/10	42 (23/11/8)	Isaiah Briscoe vs. GEORGIA	1/31/17
30	Shai Gilgeous-Alexander vs. VANDERBILT	1/30/18	16	Weneny Gabriel vs. AUBURN	1/14/17	42 (35/6/1)	Jamal Murray vs. FLORIDA	2/6/16
30	Tyler Ulis vs. Texas A&M	3/13/16	16	Julius Randle vs. LSU	3/14/14			
30	Brandon Knight vs. West Virginia	3/19/11	16	Julius Randle vs. UNC ASHEVILLE	11/8/13			
29	Tyler Herro vs. ARKANSAS	2/16/19	16	Nerlens Noel vs. BAYLOR	12/1/12			
29	PJ Washington vs. Seton Hall	12/8/18	16	Anthony Davis vs. Kansas	4/2/12			
29	Shai Gilgeous-Alexander vs. Tennessee	3/11/18	16	Anthony Davis vs. LITTLE ROCK	1/3/12			
29	Julius Randle vs. BELMONT	12/21/13						
29	Terrence Jones vs. Oklahoma	11/22/10						
29	Eric Bledsoe vs. East Tennessee State	3/18/10						

SEC: 37, Malik Monk vs. GEORGIA, 1/31/17			SEC: 17, Keldon Johnson vs. AUBURN, 2/23/19			MOST MINUTES WITHOUT A TURNOVER		
Postseason: 39, De'Aaron Fox vs. UCLA, 3/24/17			Postseason: 18, Bam Adebayo vs. NKU, 3/17/17			Mins.	Player vs. Opponent	Date
SEC Tourney: 30, Tyler Ulis vs. Texas A&M, 3/13/16			SEC Tourney: 16, Julius Randle vs. LSU, 3/14/14			44	Reid Travis vs. Auburn	3/3/19
NCAA Tourney: 39, De'Aaron Fox vs. UCLA, 3/24/17			NCAA Tourney: 18, Bam Adebayo vs. NKU, 3/17/17			44	Darius Miller at Arkansas	2/23/11
Rupp Arena: 37, Malik Monk vs. GEORGIA, 1/31/17			Rupp Arena: 19, Nick Richards vs. SOUTHERN ILLINOIS, 11/9/18			41	Aaron Harrison vs. LSU	2/22/14
On the Road: 34, Kevin Knox at West Virginia, 1/27/17			On the Road: 17, Terrence Jones at Wash., 11/23/10			40	Tyler Ulis vs. Duke	11/17/15
Neutral: 47, Malik Monk vs. North Carolina, 12/17/16			SEC Road: 15, Bam Adebayo at Missouri, 2/21/17			40	Aaron Harrison vs. OLE MISS	1/6/15
SEC Road: 34, Malik Monk at Ole Miss, 12/29/16			Ranked Opp.: 19, Michael Kidd-Gilchrist vs. LOUISVILLE, 12/31/11			40	Alex Poynthress vs. MISSOURI	2/23/13
Ranked Opp.: 47, Malik Monk vs. North Carolina, 12/17/16			Freshman: 19, Michael Kidd-Gilchrist vs. LOUISVILLE, 12/31/11			39	Nerlens Noel vs. TEXAS A&M	1/12/13
Freshman: 47, Malik Monk vs. North Carolina, 12/17/16			Sophomore: 19, Nick Richards vs. SOUTHERN ILLINOIS, 11/9/18			39	Ryan Harrow at Louisville	12/29/12
Sophomore: 30, Tyler Ulis vs. Texas A&M, 3/13/16			Junior: 18, Patrick Patterson vs. RIDER, 11/21/09			39	Anthony Davis vs. ALABAMA	1/21/12
Junior: 25, Derek Willis vs. TENNESSEE, 2/18/16			Senior: 14, Josh Harrrellson at Arkansas, 2/23/11			39	Michael Kidd-Gilchrist vs. LOUISVILLE	12/31/11
Senior: 25, Alex Poynthress at Alabama, 1/19/16			Opener: 16, Julius Randle vs. UNC ASHEVILLE, 11/8/13			38	Keldon Johnson vs. Auburn	3/31/19
Opener: 25, Terrence Jones vs. ETSU, 11/12/10			SEC Opener: 12, Willie Cauley-Stein vs. OLE MISS, 1/6/15			38	Tyler Herro at Ole Miss	3/5/19
SEC Opener: 34, Malik Monk at Ole Miss, 12/29/16						38	Aaron Harrison at LSU	1/28/14
**In some cases, the most recent occurrence is listed						38	Patrick Patterson vs. Mississippi State	3/14/10

MOST POINTS IN AN SEC GAME			MOST OFFENSIVE REBOUNDS			MOST BLOCKED SHOTS		
Pts.	Player vs. Opponent	Date	Rebs	Player vs. Opponent	Date	Blks.	Player vs. Opponent	Date
37	Malik Monk vs. GEORGIA	1/31/17	9	Nick Richards vs. SOUTHERN ILLINOIS	11/9/18	12	Nerlens Noel at Ole Miss	1/29/13
35	Jamal Murray vs. FLORIDA	2/6/16	9	Willie Cauley-Stein vs. ARKANSAS	2/27/14	9	Willie Cauley-Stein vs. BOISE STATE	12/10/13
35	Terrence Jones vs. AUBURN	1/11/11	9	DeMarcus Cousins vs. OLE MISS	2/2/10	9	Willie Cauley-Stein vs. Providence	12/1/13
34	Malik Monk at Ole Miss	12/29/16	9	Patrick Patterson vs. RIDER	11/21/09	8	Nerlens Noel at Alabama	1/22/13
33	Malik Monk vs. FLORIDA	2/25/17	8	Bam Adebayo vs. UT MARTIN	11/25/16	8	Anthony Davis at South Carolina	2/4/12
33	Jamal Murray at Vanderbilt	2/27/16	8	Dakari Johnson vs. GRAND CANYON	11/14/14	8	Anthony Davis vs. ST. JOHN'S	12/1/11
30	Shai Gilgeous-Alexander vs. VANDERBILT	1/30/18	8	DeMarcus Cousins vs. VANDERBILT	1/30/10	7	Karl-Anthony Towns vs. VANDERBILT	1/20/15
29	Tyler Herro vs. ARKANSAS	2/26/19	8	Patrick Patterson at Indiana	12/12/09	7	Willie Cauley-Stein vs. EAST MICHIGAN	11/27/13
28	Jamal Murray vs. TENNESSEE	2/18/16	8	DeMarcus Cousins vs. SAM HOUSTON STATE	11/19/09	7	Willie Cauley-Stein vs. MISSOURI	2/23/13
28	Anthony Davis vs. VANDERBILT	2/25/12				7	Nerlens Noel at Auburn	1/19/13
27	Malik Monk vs. VANDERBILT	2/28/17				7	Nerlens Noel vs. TEXAS A&M	1/12/13
27	Malik Monk vs. SOUTH CAROLINA	1/21/17				7	Nerlens Noel vs. LIPSCOMB	12/15/12
27	De'Aaron Fox vs. ARKANSAS	1/7/17				7	Nerlens Noel vs. PORTLAND	12/8/12
27	Tyler Ulis at South Carolina	2/13/16				7	Anthony Davis vs. Western Kentucky	3/15/12
27	Terrence Jones at LSU	1/28/12				7	Anthony Davis at Vanderbilt	2/11/12
27	Anthony Davis vs. ARKANSAS	1/17/12				7	Anthony Davis vs. TENNESSEE	1/31/12
27	DeMarcus Cousins at South Carolina	1/26/10				7	Anthony Davis vs. ARKANSAS	1/17/12
						7	Anthony Davis vs. SOUTH CAROLINA	1/7/12
						7	Anthony Davis vs. Kansas	11/15/11

MOST POINTS IN A HALF			MOST DEFENSIVE REBOUNDS			SEC: 12, Nerlens Noel at Ole Miss, 1/29/13		
Pts.	Player vs. Opponent	Date	Rebs	Player vs. Opponent	Date	Postseason: 7, A. Davis vs. Western Kentucky, 3/15/12		
30	Malik Monk ² vs. FLORIDA	2/25/17	15	Terrence Jones vs. Notre Dame	12/8/10	SEC Tourney: 6, Anthony Davis vs. LSU, 3/11/12		
27	Malik Monk ² vs. North Carolina	12/17/16	14	Keldon Johnson vs. AUBURN	2/23/19	NCAA Tourney: 7, A. Davis vs. Western Kentucky, 3/15/12		
27	Jamal Murray ² vs. Ohio State	12/19/15	14	DeMarcus Cousins vs. LOUISVILLE	1/2/10	Rupp Arena: 9, Willie Cauley-Stein vs. BOISE STATE, 12/10/13		
24	De'Aaron Fox ² vs. UCLA	3/24/17	13	Anthony Davis vs. LSU	3/9/12	On the Road: 12, Nerlens Noel at Ole Miss, 1/29/13		
24	Malik Monk ² at Ole Miss	12/29/16	13	Michael Kidd-Gilchrist vs. LOUISVILLE	12/31/11	SEC Road: 12, Nerlens Noel at Ole Miss, 1/29/13		
23	Malik Monk ² vs. GEORGIA	1/31/17	13	Anthony Davis vs. CHATTANOOGA	12/17/11	Ranked Opp.: 12, Nerlens Noel at Ole Miss, 1/29/13		
23	Julius Randle ² vs. Michigan State	11/12/13	13	Terrence Jones vs. Washington	11/23/10	Freshman: 12, Nerlens Noel at Ole Miss, 1/29/13		
22	Terrence Jones ² vs. AUBURN	1/11/11	12	Jarred Vanderbilt vs. MISSOURI	2/24/18	Sophomore: 9, Willie Cauley-Stein vs. BOISE STATE, 12/10/13		
22	Eric Bledsoe ² vs. MOREHEAD STATE	11/13/09	12	Bam Adebayo vs. Northern Kentucky	3/17/17	Junior: 4, Willie Cauley-Stein vs. ARKANSAS, 2/28/15		
	1 / First Half, 2 / Second Half		12	Karl-Anthony Towns vs. GEORGIA	2/3/15	Senior: 6, Josh Harrrellson vs. PENN, 1/3/11		
			12	Julius Randle vs. Kansas State	3/21/14	Opener: 5, Anthony Davis vs. MARIST, 11/11/11		
			12	Anthony Davis vs. Kansas	4/2/12	SEC Opener: 7, A. Davis vs. SOUTH CAROLINA, 1/7/12		
			12	Anthony Davis vs. Louisville	3/31/12	**In some cases, the most recent occurrence is listed		
			12	Anthony Davis vs. LITTLE ROCK	1/3/12			

MOST POINTS OFF THE BENCH			MOST ASSISTS			MOST STEALS		
Pts.	Player vs. Opponent	Date	Assts.	Player vs. Opponent	Date	Stls.	Player vs. Opponent	Date
35	Terrence Jones vs. AUBURN	1/11/11	16	John Wall vs. HARTFORD	12/29/09	8	Ashton Hagans vs. North Carolina	12/22/18
32	Doron Lamb vs. WINTHROP	12/22/10	14	Tyler Ulis vs. LSU	3/5/16	6	Tyler Ulis vs. OLE MISS	1/2/16
28	PJ Washington vs. Auburn	3/31/19	14	John Wall vs. UNC Asheville	11/30/09	6	Willie Cauley-Stein vs. GEORGIA	1/25/14
27	Malik Monk vs. VANDERBILT	2/28/17	12	Ashton Hagans vs. Tennessee	3/16/19	6	Nerlens Noel vs. BAYLOR	12/1/12
26	Kyle Wiltjer at Ole Miss	1/29/13	12	De'Aaron Fox vs. STEPHEN F. AUSTIN	11/11/16	6	John Wall vs. UConn	12/9/09
24	Shai Gilgeous-Alexander vs. LOUISVILLE	12/29/17	11	Tyler Ulis at South Carolina	2/13/16	6	John Wall vs. UNC Asheville	11/30/09
24	Kyle Wiltjer vs. LOYOLA	12/22/11	11	Isaiah Briscoe at Ole Miss	12/29/16	5	Ashton Hagans vs. TEXAS A&M	1/8/19
24	Doron Lamb at North Carolina	12/4/10	11	De'Aaron Fox vs. CLEVELAND STATE	11/23/16	5	Tyler Herro vs. MONMOUTH	11/28/18
23	Weneny Gabriel vs. Alabama	3/10/18	11	Tyler Ulis at Florida	3/1/16	5	Tyler Herro vs. NORTH DAKOTA	11/14/18
23	Kyle Wiltjer vs. LIPSCOMB	12/15/12	11	Tyler Ulis at Texas A&M	2/20/16	5	Shai Gilgeous-Alexander vs. Davidson	3/15/18
22	Reid Travis vs. VMI	11/18/18	11	Tyler Ulis vs. FLORIDA	2/6/16	5	Malik Monk vs. UCLA	12/3/16
			11	John Wall vs. East Tennessee State	3/18/10	5	Aaron Harrison vs. ARKANSAS	2/28/15
			11	John Wall vs. RIDER	11/21/09	5	Willie Cauley-Stein vs. Texas	12/5/14
						5	DeAndre Liggins vs. TENNESSEE	2/8/11
						5	Darius Miller at Portland	11/19/10

MOST 3-POINTERS MADE			SEC: 14, Tyler Ulis vs. LSU, 3/5/16			SEC: 6, Tyler Ulis vs. OLE MISS, 1/2/16		
3's	Player vs. Opponent	Date	Postseason: 12, Ashton Hagans vs. Tennessee, 3/16/19			Postseason: 5, Shai Gilgeous-Alexander vs. Davidson, 3/15/18		
8	Malik Monk vs. North Carolina	12/17/16	SEC Tourney: 12, Ashton Hagans vs. Tennessee, 3/16/19			SEC Tourney: 5, John Wall vs. Mississippi State, 3/14/10		
8	Jamal Murray vs. FLORIDA	2/6/16	NCAA Tourney: 12, John Wall vs. ETSU, 3/18/10			NCAA Tourney: 5, Shai Gilgeous-Alexander vs. Davidson, 3/15/18		
8	Eric Bledsoe vs. ETSU	3/18/10	Rupp Arena: 16, John Wall vs. HARTFORD, 12/29/09			Rupp Arena: 6, Tyler Ulis vs. OLE MISS, 1/2/16		
			On the Road: 12, Tyler Ulis, at South Carolina, 2/13/16			On the Road: 5, Darius Miller at Portland, 11/19/10		
			SEC Road: 12, Tyler Ulis, at South Carolina, 2/13/16			SEC Road: 4, Ashton Hagans at Georgia, 1/15/19		
			Ranked Opp.: 12, Ashton Hagans vs. Tennessee, 3/16/19			Ranked Opp.: 8, Ashton Hagans vs. North Carolina, 12/22/18		
			Freshman: 16, John Wall vs. HARTFORD, 12/29/09			Freshman: 8, Ashton Hagans vs. North Carolina, 12/22/18		
			Sophomore: 14, Tyler Ulis vs. LSU, 3/5/16			Sophomore: 6, Tyler Ulis vs. OLE MISS, 1/2/16		
			Junior: 9, DeAndre Liggins vs. WINTHROP, 12/22/10			Junior: 5, Willie Cauley-Stein vs. TEXAS, 12/5/14		
			Senior: 10, Julius Mays vs. LAFAYETTE, 11/16/12			Senior: 4, Dominique Hawkins vs. Arkansas, 3/12/17		
			Opener: 12, De'Aaron Fox vs. SFA, 11/11/16			Opener: 4, Knox/Gilgeous-Alexander vs. UTAH VALLEY, 11/10/17		
			SEC Opener: 11, Isaiah Briscoe at Ole Miss, 12/29/16			SEC Opener: 6, Tyler Ulis vs. OLE MISS, 1/2/16		
						**In some cases, the most recent occurrence is listed		



TEAM GAME RECORDS CAL ERA

MOST FIELD GOALS

FGs.	Opponent	Date
46	MARIST	11/11/11
44	vs. Arizona State	11/28/16
44	AUBURN	2/21/15
42	UIC	11/26/17
42	LIU BROOKLYN	11/23/12
41	UT MARTIN	11/25/16
41	HARTFORD	12/29/09
40	vs. North Carolina	12/17/16
40	LAFAYETTE	11/16/12
38	CLEVELAND STATE	11/23/16
38	LSU	3/5/16
38	vs. Wake Forest	3/20/10

FEWEST FIELD GOALS

FGs.	Opponent	Date
14	at Tennessee	3/2/19
14	at South Carolina	3/1/14
16	vs. Kansas State	3/22/18
16	ALABAMA	3/4/14
17	GEORGIA	12/31/17
17	LOUISVILLE	12/31/11
17	at Auburn	2/12/14
18	vs. LSU	3/9/12
18	vs. Vanderbilt	3/15/13
18	vs. Florida	3/16/14
18	vs. UConn	4/7/14
18	at Texas A&M	1/10/15
18	at South Carolina	1/24/15

MOST FIELD-GOAL ATTEMPTS

FGs.	Opponent	Date
84	vs. Arizona State	11/28/16
80	UCLA	12/3/16
77	ARKANSAS	1/23/10
76	ARKANSAS	2/27/14
75	MARIST	11/11/11
74	at Ole Miss	12/29/16
74	vs. North Carolina	12/17/16
74	UT MARTIN	11/25/16

FEWEST FIELD-GOAL ATTEMPTS

FGs.	Opponent	Date
39	at South Carolina	1/24/15
40	at Robert Morris	3/19/13
41	ALABAMA	1/31/15
41	TENNESSEE	1/31/12
42	ARKANSAS	2/26/19
42	at Missouri	2/19/19
42	vs. Kansas State	3/22/18
42	vs. Alabama	3/10/18
42	FLORIDA	2/15/14
42	vs. Providence	12/1/13
42	vs. LSU	3/9/12
42	vs. Cleveland State	11/24/09

MOST FREE THROWS

FTs.	Opponent	Date
35	vs. Indiana	3/23/12
33	at South Carolina	3/1/14
32	LOUISVILLE	12/31/11
31	MOREHEAD STATE	11/21/12
31	INDIANA	12/11/10
30	vs. Auburn	3/14/15
30	UNC ASHEVILLE	11/8/13
30	vs. Baylor	3/25/12
29	VMI	11/18/18
29	ILLINOIS STATE	11/30/15
29	at North Carolina	12/14/13

FEWEST FREE THROWS

FTs.	Opponent	Date
3	ETSU	11/17/17
4	vs. UConn	4/2/11
4	VANDERBILT	1/23/16

5	vs. Georgia	3/9/18
6	vs. Michigan	3/30/14
6	at Florida	2/12/13
6	at Alabama	1/22/13
6	vs. Princeton	3/17/11

MOST FREE-THROW ATTEMPTS

FTs.	Opponent	Date
48	UNC ASHEVILLE	11/8/13
46	ILLINOIS STATE	11/30/15
44	vs. Baylor	3/25/12
44	INDIANA	12/11/10
43	at North Carolina	12/14/13
43	LOUISVILLE	12/31/11
42	at South Carolina	3/1/14
41	vs. TENNESSEE STATE	11/23/18
41	vs. LSU	3/14/14
41	MOREHEAD STATE	11/21/12

FEWEST FREE-THROW ATTEMPTS

FTs.	Opponent	Date
6	VANDERBILT	1/23/16
10	vs. Georgia	3/9/18
10	vs. Wisconsin	4/4/15
11	at Georgia	1/15/19
11	at Louisville	12/29/18
11	at LSU	2/10/15
11	vs. Michigan	3/30/14
11	MISSISSIPPI STATE	2/27/13
11	at Florida	2/12/13
11	at Alabama	1/22/13
11	at Florida	3/4/12
11	GEORGIA	3/1/12
11	FLORIDA	2/7/12
11	vs. Princeton	3/17/11

MOST 3-POINTERS

3s.	Opponent	Date
15	GEORGIA	3/1/12
15	vs. ETSU	3/18/10
14	HARTFORD	12/29/09
13	TEXAS A&M	1/3/17
13	vs. Alabama	3/11/16
13	ETSU	11/12/10
12	UTAH	12/15/18
12	FLORIDA	2/6/16
12	vs. UCLA	12/20/14
12	CHATTANOOGA	12/17/11
12	vs. North Carolina	3/27/11
12	WINTHROP	12/22/10
12	VANDERBILT	1/30/10

FEWEST 3-POINTERS

3s.	Opponent	Date
0	vs. Davidson	3/15/18
1	at South Carolina	1/16/18
1	at Vanderbilt	1/10/17
1	Texas	12/5/14
1	LSU	2/22/14
1	vs. LSU	3/9/12
1	Tennessee	1/31/12
1	vs. Alabama	3/12/10

MOST 3-POINT ATTEMPTS

3s.	Opponent	Date
33	CHATTANOOGA	12/17/11
33	vs. ETSU	3/18/10
33	ARKANSAS	1/23/10
32	vs. West Virginia	3/27/10
28	vs. Arizona State	11/28/16
28	at Texas A&M	1/10/15
28	ALABAMA	3/4/14
28	vs. Vanderbilt	3/11/12
28	HARTFORD	12/29/09
27	GEORGIA	3/1/12
27	vs. UConn	4/2/11

FEWEST 3-POINT ATTEMPTS

3s.	Opponent	Date
5	vs. Wisconsin	4/4/15
5	vs. Wisconsin	4/5/14
5	at Tennessee	1/14/12
5	vs. Davidson	3/15/18
6	FLORIDA	3/7/15
6	Vanderbilt	1/20/15
7	FLORIDA	3/10/19
7	at Missouri	1/29/15
7	PROVIDENCE	11/30/14
7	vs. Louisville	3/31/12
7	at Indiana	12/10/11

MOST REBOUNDS

Rebs.	Opponent	Date
59	vs. Arizona State	11/28/16
59	ARKANSAS	1/23/10
57	LOUISVILLE	12/31/11
56	ROBERT MORRIS	11/17/13
54	NJIT	11/14/15

FEWEST REBOUNDS

Rebs.	Opponent	Date
21	ALABAMA	1/31/15
21	at Tennessee	2/16/13
22	vs. Wisconsin	4/4/15
23	UTAH	12/15/18
24	GEORGIA	2/3/15
24	NORTH CAROLINA	12/13/14
24	TENNESSEE	1/18/14
25	vs. Baylor	12/6/13
25	at Robert Morris	3/19/13

MOST OFFENSIVE REBOUNDS

Rebs.	Opponent	Date
26	ARKANSAS	2/27/14
24	GRAND CANYON	11/14/14
24	vs. West Virginia	3/27/10
22	NJIT	11/14/15
22	at Auburn	2/2/14
22	ARKANSAS	1/23/10
21	SOUTH CAROLINA	2/5/19
21	at West Virginia	1/27/18
21	VALPARAISO	12/7/16
21	COLUMBIA	12/10/14
21	at South Carolina	3/1/14
21	BAYLOR	12/1/12
21	at Indiana	12/12/09

FEWEST OFFENSIVE REBOUNDS

Rebs.	Opponent	Date
1	vs. Alabama	3/10/18
3	at South Carolina	1/24/14
4	at Ole Miss	3/5/19
5	GEORGIA	2/3/15
5	ALABAMA	1/31/15
5	MISSISSIPPI STATE	2/15/11
5	GEORGIA	1/29/11

MOST DEFENSIVE REBOUNDS

Rebs.	Opponent	Date
39	vs. Arizona State	11/28/16
39	ROBERT MORRIS	11/17/13
39	EASTERN MICHIGAN	1/2/13
38	TROY	11/20/17
38	vs. Hampton	3/19/15
38	EASTERN KENTUCKY	12/7/14
38	vs. Cleveland State	11/24/09
37	at Texas A&M	1/10/15
37	LOUISVILLE	12/31/11
37	ARKANSAS	1/23/10

FEWEST DEFENSIVE REBOUNDS

Rebs.	Opponent	Date
9	at Tennessee	2/16/13
13	NORTH CAROLINA	12/13/14
15	vs. Baylor	12/6/13
15	at Alabama	1/18/11
16	UTAH	12/15/18
16	vs. Wisconsin	4/4/15
16	ALABAMA	1/31/15
16	TEXAS A&M	1/12/13
16	at Auburn	1/11/12
16	vs. UConn	11/24/10

MOST ASSISTS

Assts.	Opponent	Date
33	vs. Arizona State	11/28/16
30	HARTFORD	12/29/09
28	LIU BROOKLYN	11/23/12
28	vs. UNC Asheville	11/30/09
25	CLEVELAND STATE	11/23/16
25	AUBURN	2/21/15
25	vs. UCLA	12/20/14
24	vs. North Carolina	12/22/18
24	at Ole Miss	12/29/16
24	UT MARTIN	11/25/16
24	BOSTON	11/21/14
24	MARIST	11/11/11
24	vs. ETSU	3/18/10

FEWEST ASSISTS

Assts.	Opponent	Date
5	LSU	2/22/14
6	vs. Kansas State	3/22/18
6	at Florida	3/3/18
6	VANDERBILT	3/1/11

MOST TURNOVERS

TOs.	Opponent	Date
24	MOREHEAD STATE	11/13/09
23	SAM HOUSTON STATE	11/19/09
22	ETSU	11/17/17
21	LOUISVILLE	12/31/11
21	vs. Old Dominion	11/20/11
21	NORTH CAROLINA	12/5/09
20	EASTERN MICHIGAN	11/27/13
20	ALBANY	11/13/15
20	vs. Cleveland State	11/24/09

FEWEST TURNOVERS

TOs.	Opponent	Date
3	at Georgia	3/3/15
3	at South Carolina	2/4/12
4	ALABAMA	2/23/16
4	COLUMBIA	12/10/14
4	vs. Wisconsin	4/5/14
4	PORTLAND	11/26/11
5	vs. Georgia	3/9/18
5	vs. Georgia	3/12/16
5	at Vanderbilt	2/27/16
5	ALABAMA	1/31/15

MOST BLOCKS

Blks.	Opponent	Date
18	ST. JOHN'S	12/1/11
15	vs. Stony Brook	3/17/16
14	at Georgia	3/3/10
13	vs. UCLA	12/20/14
13	at Ole Miss	1/29/13
13	ARKANSAS	1/17/12
13	vs. Kansas	11/15/11
13	MARIST	11/11/11



TEAM GAME RECORDS CAL ERA

FEWEST BLOCKS

Blks.	Opponent	Date
1	vs. Wofford	3/23/19
1	vs. Abilene Christian	3/21/19
1	LSU	2/12/19
1	SOUTH CAROLINA	2/5/19
1	at Alabama	1/5/19
1	vs. Georgia	3/9/18
1	at Vanderbilt	1/10/17
1	vs. Alabama	3/11/16
1	at LSU	1/5/16
1	WRIGHT STATE	11/20/15
1	ALABAMA	1/31/15
1	at Missouri	1/29/15
1	vs. Wisconsin	4/5/14
1	at Florida	3/8/14

MOST STEALS

Stls.	Opponent	Date
15	LAFAYETTE	11/16/12
13	OLE MISS	1/2/16
13	vs. UConn	12/9/09
12	vs. North Carolina	12/22/18
12	NORTH DAKOTA	11/14/18
12	STEPHEN F. AUSTIN	11/11/16
12	BOSTON	11/24/15
12	NORTH CAROLINA	12/13/14
12	PROVIDENCE	11/30/14
12	LIPSCOMB	12/15/12
12	PORTLAND	11/26/11
12	vs. Cornell	3/25/10
12	GEORGIA	1/9/10
12	vs. UNC Asheville	11/30/09

FEWEST STEALS

Stls.	Opponent	Date
0	vs. Baylor	12/6/13
1	vs. Duke	11/7/18
1	at West Virginia	1/27/18
1	vs. Michigan State	11/12/13
1	at Robert Morris	3/19/13
1	vs. West Virginia	3/19/11
1	FLORIDA	2/26/11

MOST PERSONAL FOULS

Fls.	Opponent	Date
33	at Kansas	1/30/16
32	at South Carolina	1/16/18
31	at Arkansas	1/14/14
31	at North Carolina	12/14/13
29	at Missouri	2/3/18
29	at South Carolina	3/1/14
28	VANDERBILT	1/30/10

FEWEST PERSONAL FOULS

Fls.	Opponent	Date
7	HARTFORD	12/29/09
8	MONTANA STATE	11/23/14
8	LAFAYETTE	11/16/12
8	vs. Florida	3/10/12
8	vs. Princeton	3/17/11
8	WINTHROP	12/22/10
8	DREXEL	12/21/09
8	vs. UNC Asheville	11/30/09

HIGHEST FIELD-GOAL PCT.

Pct.	Opponent	Date
.677	LIU BROOKLYN	11/23/12
.667	UIC	11/26/17
.647	AUBURN	2/21/15
.645	LAFAYETTE	11/16/12
.643	vs. Alabama	3/10/18
.643	vs. Providence	12/13/13
.614	SOUTH CAROLINA	2/5/13
.613	MARIST	11/11/11
.603	vs. Wake Forest	3/20/10

.603 HARTFORD 12/29/09

LOWEST FIELD-GOAL PCT.

Pct.	Opponent	Date
.269	at South Carolina	3/1/14
.281	at Texas A&M	1/10/15
.296	BAYLOR	12/1/12
.298	LOUISVILLE	12/31/11
.309	at Auburn	2/12/14
.313	at Missouri	2/3/18
.318	at Tennessee	3/2/19
.315	GEORGIA	12/31/17
.327	ALABAMA	3/4/14
.339	vs. UConn	4/2/11

HIGHEST FREE-THROW PCT.

Pct.	Opponent	Date
1.000	FLORIDA	2/7/12
1.000	AUSTIN PEAY	12/19/09
.958	TENNESSEE	1/18/14
.955	at Florida	2/7/15
.946	vs. Indiana	3/23/12
.923	at Mississippi State	2/25/15
.913	TEXAS A&M	1/8/19
.900	vs. Wisconsin	4/4/15
.900	at Ole Miss	2/18/14
.895	DREXEL	12/21/09

LOWEST FREE-THROW PCT.

Pct.	Opponent	Date
.200	ETSU	11/17/17
.333	vs. UConn	4/2/11
.391	ETSU	11/12/10
.412	vs. Wake Forest	3/20/10
.435	at Vanderbilt	2/27/16
.471	at Texas A&M	2/10/18
.471	PROVIDENCE	11/30/14
.478	at Louisville	12/29/12

HIGHEST 3-POINT PCT.

Pct.	Opponent	Date
.700	at Florida	3/1/16
.692	DREXEL	12/21/09
.667	vs. Alabama	3/10/18
.667	AUSTIN PEAY	12/19/09
.636	vs. Michigan	3/30/14
.625	MISSOURI	2/24/18
.625	BOSTON	11/30/10
.600	FLORIDA	2/6/16
.600	FLORIDA	2/7/12
.591	vs. Alabama	3/11/16

LOWEST 3-POINT PCT.

Pct.	Opponent	Date
.000	vs. Davidson	3/15/18
.077	vs. Alabama	3/12/10
.083	TEXAS	12/5/14
.091	at South Carolina	1/16/18
.091	at Tennessee	2/27/10
.100	at Missouri	2/3/18
.100	TENNESSEE	1/31/12
.111	at Vanderbilt	1/10/17
.118	COLUMBIA	12/10/14
.125	vs. LSU	3/9/12
.125	vs. West Virginia	3/27/10
.125	vs. Cornell	3/25/10

HIGHEST REBOUND MARGIN

Margin	Opponent	Date
+31	NJIT	11/14/15
+30	NORTH DAKOTA	11/14/18
+30	GRAND CANYON	11/14/14

+29	SOUTHERN ILLINOIS	11/9/18
+28	NKU	11/10/13
+27	vs. Abilene Christian	3/21/19
+27	vs. Little Rock	1/3/12
+26	vs. Arizona State	11/28/16
+26	LOUISVILLE	12/31/11

LOWEST REBOUND MARGIN

Margin	Opponent	Date
-25	at Florida	2/4/17
-18	at Tennessee	2/16/13
-16	vs. Baylor	12/6/13
-16	vs. Maryland	11/9/12
-15	TENNESSEE	1/18/14
-14	at LSU	1/5/16
-12	vs. Wisconsin	4/4/15
-12	GEORGIA	2/3/15
-12	at South Carolina	1/24/14
-12	vs. Alabama	3/12/10
-11	at Kansas	1/30/16
-11	TEXAS	12/5/14

VICTORY MARGINS

Margin (Score)	Opponent	Date
+58 (86-28)	MONTANA STATE	11/13/14
+52 (101-49)	LAFAYETTE	11/16/12
+50 (108-58)	MARIST	11/11/11
+49 (86-37)	MISSOURI	1/13/15
+48 (92-44)	UT ARLINGTON	11/25/14
+48 (88-40)	RADFORD	11/23/11
+46 (90-44)	MONMOUTH	11/28/18
+46 (115-69)	vs. Arizona State	11/28/16
+44 (88-44)	DREXEL	12/21/09
+43 (104-61)	HARTFORD	12/29/09

VICTORY MARGIN IN RUPP ARENA

Margin (Score)	Opponent	Date
+58 (86-28)	MONTANA STATE	11/13/14
+52 (101-49)	LAFAYETTE	11/16/12
+50 (108-58)	MARIST	11/11/11
+49 (86-37)	MISSOURI	1/13/15
+48 (92-44)	UT ARLINGTON	11/25/14
+48 (88-40)	RADFORD	11/23/11
+46 (90-44)	MONMOUTH	11/28/18
+44 (88-44)	DREXEL	12/21/09
+43 (104-61)	HARTFORD	12/29/09
+42 (100-58)	TEXAS A&M	1/3/17

VICTORY MARGIN IN SEC PLAY

Margin (Score)	Opponent	Date
+49 (86-37)	MISSOURI	1/13/15
+42 (100-58)	TEXAS A&M	1/3/17
+38 (82-44)	LSU	1/15/11
+35 (87-52)	at Vanderbilt	1/29/19
+35 (110-75)	AUBURN	2/21/15
+34 (82-48)	GEORGIA	2/9/16
+34 (88-54)	MISSOURI	1/27/16
+34 (77-43)	SOUTH CAROLINA	2/14/15
+34 (86-52)	at South Carolina	2/4/12
+31 (90-59)	SOUTH CAROLINA	2/19/11
+31 (101-70)	ARKANSAS	1/23/10

VICTORY MARGIN ON THE ROAD

Margin (Score)	Opponent	Date
+35 (87-52)	at Vanderbilt	1/29/19
+34 (86-52)	at South Carolina	2/4/12
+31 (79-48)	at Portland	11/19/10
+27 (89-62)	at South Carolina	2/13/16
+26 (81-55)	at LSU	2/6/10
+24 (74-50)	at LSU	1/28/12
+23 (99-76)	at Ole Miss	12/29/16
+22 (70-48)	at Alabama	1/17/15
+22 (75-53)	at Auburn	1/19/13
+20 (69-49)	at Georgia	1/15/19

VICTORY MARGIN AT A NEUTRAL SITE

Margin (Score)	Opponent	Date
+46 (115-69)	vs. Arizona State	11/28/16
+39 (78-39)	vs. West Virginia	3/26/15
+39 (83-44)	vs. UCLA	12/20/14
+38 (85-47)	vs. Penn State	11/19/11
+35 (79-44)	vs. Abilene Christian	3/21/19
+32 (72-40)	vs. Kansas	11/18/14
+30 (90-60)	vs. Wake Forest	3/20/10
+29 (100-71)	vs. ETSU	3/18/10
+29 (74-45)	vs. Tennessee	3/13/10
+28 (85-57)	vs. Stony Brook	3/17/16
+26 (85-59)	vs. Alabama	3/11/16

VICTORY MARGIN ON THE ROAD IN THE SEC

Margin (Score)	Opponent	Date
+35 (87-52)	at Vanderbilt	1/29/19
+34 (86-52)	at South Carolina	2/4/12
+27 (89-62)	at South Carolina	2/13/16
+26 (81-55)	at LSU	2/6/10
+24 (74-50)	at LSU	1/28/12
+23 (99-76)	at Ole Miss	12/29/16
+22 (70-48)	at Alabama	1/17/15
+22 (75-53)	at Auburn	1/19/13
+20 (69-49)	at Georgia	1/15/19
+18 (74-56)	at Mississippi State	2/25/15
+18 (66-48)	at Tennessee	2/17/15

VICTORY MARGIN IN THE SEC TOURNAMENT

Margin (Score)	Opponent	Date
+29 (74-45)	vs. Tennessee	3/13/10
+26 (85-59)	vs. Alabama	3/11/16
+24 (91-67)	vs. Auburn	3/14/15
+23 (86-63)	vs. Alabama	3/10/18
+18 (73-55)	vs. Alabama	3/15/19
+18 (85-67)	vs. LSU	3/14/14
+17 (82-65)	vs. Arkansas	3/12/17
+16 (70-54)	vs. Florida	3/13/11
+15 (78-63)	vs. Arkansas	3/15/15
+15 (64-49)	vs. Florida	3/13/15

VICTORY MARGIN IN THE NCAA TOURNAMENT

Margin (Score)	Opponent	Date
+39 (78-39)	vs. West Virginia	3/26/15
+35 (79-44)	vs. Abilene Christian	3/21/19
+30 (90-60)	vs. Wake Forest	3/20/10
+29 (100-71)	vs. ETSU	3/18/10
+28 (85-57)	vs. Stony Brook	3/17/16
+23 (79-56)	vs. Hampton	3/19/15
+20 (95-75)	vs. Buffalo	3/17/18
+17 (62-45)	vs. Cornell	3/25/10
+16 (87-71)	vs. Iowa State	3/17/12
+15 (81-66)	vs. Western Kentucky	3/15/12
+13 (64-51)	vs. Cincinnati	3/21/15





ASHTON HAGANS

Sophomore | Guard | 6-3 | 198 lbs | Cartersville, Ga. | Newton

[@H23Ash](#) | [@ashton.hagans](#)

2019-20 SEASON/CAREER HIGHS

Points	
Season	-
Career	23, at Georgia (1/15/19)
Rebounds	
Season	-
Career	7, at Auburn, (1/19/19)
Field Goals	
Season	-
Career	9, at Georgia (1/15/19)
Field Goals Attempted	
Season	-
Career	18, at Georgia (1/15/19)
3-Point Field Goals	
Season	-
Career	2, 2x, last vs. AUBURN (2/23/19)
3-Point Field Goals Attempted	
Season	-
Career	4, 3x, last vs. Auburn (3/31/19)
Free Throws	
Season	-
Career	10, vs. TEXAS A&M (1/8/19)
Free Throws Attempted	
Season	-
Career	11, vs. TEXAS A&M (1/8/19)
Assists	
Season	-
Career	12, vs. Tennessee (3/16/19)
Steals	
Season	-
Career	8, vs. North Carolina (12/22/18)
Blocked Shots	
Season	-
Career	2, vs. VMI (11/18/18)
Minutes Played	
Season	-
Career	38, 2x, last vs. Auburn (3/31/19)

MISCELLANEOUS	2019-20	CAREER
Dunks	0	3
Double-Figure Scoring Games	0	13
Double-Figure Rebounding Games	0	0
Games With Double-Double	0	1
Games Led UK in Scoring	0	2
Games Led UK in Rebounding	0	1
Games Led UK in Assists	0	26
Games Led UK in Steals	0	17
Games Led UK in Blocks	0	1
Games With 3+ Assists	0	29
Games With 3+ Blocks	0	0
Games With 3+ Steals	0	10
Games With 3+ 3-Pointers	0	0

- Averaged 10.5 points and 9.5 assists in the two exhibition games, including 14 points, 10 assists and four steals vs. Georgetown College
- On his jump shot: "Coach has seen me in the gym. He's letting me let it go more. I'm just trying to come in with a different mindset and see how I can help this team."
- All-SEC Preseason First Team selection by the media
- Bob Cousy Award watch list for the Naismith Memorial Basketball Hall of Fame's top point guard
- SEC Co-Defensive Player of the Year and SEC All-Defensive Team, as voted by the league's coaches in 2018-19
- Naismith National Defensive Player of the Year semifinalist as a freshman
- Athletic All-Glue Team in 2018-19
- Two-time SEC Freshman of the Week winner last season
- Made nine 3-pointers over the final 12 games in 2018-19. He had made five in the prior 25 games
- Led UK with 61 steals, tied for the third most among all freshmen in school history
 - First player in program history with at least three steals in seven straight, a run that ended Jan. 22 vs. Mississippi State
 - Steals streak was the longest by a major-conference freshman since Chris Paul had a stretch of 10 straight games with three or more steals in 2003-04
- Led team with 160 total assists, the fifth most by a freshman in school history
 - Had three or more in a team-high 29 games
 - Dished a career-high 12 assists vs. Tennessee in the SEC Tournament semifinals, tied for the most in SEC Tournament history
- Career game in his return home to Georgia with 23 points on nine field goals, five rebounds, four assists and four steals
- Scored in double figures in five in a row between Dec. 29-Jan. 15, averaging 15.8 points per game
- Tied Rajon Rondo and Wayne Turner's school record with eight steals against North Carolina
- Forewent his final year of high school eligibility and enrolled at UK a year early
- Won both the Gatorade Georgia Player of the Year and the Mr. Georgia Basketball honor as a junior



Birthday: July 8
Parents: Monica Wheeler and Marvin Hagans
Major: Community and leadership development

Off the court he likes ...
 Going to the studio and rapping for the fun of it

Did you know ...
 Chose to wear No. 0 this season because it was also his high school number

Game-By-Game Statistics

Career Statistics

Year	GP-GS	Min-Avg	FG-FGA	Pct	3FG-FGA	Pct	FT-FTA	Pct	Off-Def-Tot-Avg	PF-FO	Ast	TO	Blk	Stl	Pts	Avg
2018-19	37-30	1054-28.5	100-214	.467	14-51	.275	70-92	.761	22-74-96-2.6	73-0	160	94	4	61	284	7.7
2019-20																
TOTAL	37-30	1054-28.5	100-214	.467	14-51	.275	70-92	.761	22-74-96-2.6	73-0	160	94	4	61	284	7.7

1

NATE SESTINA

Graduate Student | Forward | 6-9 | 234 lbs | Emporium, Pa. | Bucknell

[@NateSestina23](#) | [@natesestina4](#)

2019-20 SEASON/CAREER HIGHS

Points	
Season	-
Career	32, vs. HOLY CROSS (1/14/19)
Rebounds	
Season	-
Career	17, vs. ARMY (3/2/19)
Field Goals	
Season	-
Career	11, vs. HOLY CROSS (1/14/19)
Field Goals Attempted	
Season	-
Career	17, vs. ARMY (3/2/19)
3-Point Field Goals	
Season	-
Career	5, at Boston University (1/5/19)
3-Point Field Goals Attempted	
Season	-
Career	8, at Army (1/2/19)
Free Throws	
Season	-
Career	9, vs. HOLY CROSS (1/14/19)
Free Throws Attempted	
Season	-
Career	10, vs. HOLY CROSS (1/14/19)
Assists	
Season	-
Career	5, vs. BOSTON UNIVERSITY (3/4/18)
Steals	
Season	-
Career	2, 4x, last vs. ARMY (3/2/19)
Blocked Shots	
Season	-
Career	4, 2x, last vs. ARMY (3/2/19)
Minutes Played	
Season	-
Career	39, at St. Bonaventure (11/7/18)

MISCELLANEOUS	2019-20	CAREER*
Dunks	0	-
Double-Figure Scoring Games	0	40
Double-Figure Rebounding Games	0	12
Games With Double-Double	0	11
Games Led UK in Scoring	0	9
Games Led UK in Rebounding	0	27
Games Led UK in Assists	0	0
Games Led UK in Steals	0	12
Games Led UK in Blocks	0	32
Games With 3+ Assists	0	9
Games With 3+ Blocks	0	5
Games With 3+ Steals	0	0
Games With 3+ 3-Pointers	0	4

**includes Bucknell statistics*

- Averaged 12.0 points and 9.0 rebounds in UK's two exhibition games, including a double-double vs. Georgetown College (11 points, 10 boards) and 13 points vs. Kentucky State
- Graduate transfer who concluded his career at Bucknell as an All-Patriot League Second Team performer
- Ranked second on the team and sixth in the Patriot League in points per game (15.8) and led the team and league in rebounds per game (8.5) as a senior
- Shot 53.6% from the field, 38% from 3-point range and 80.8% from the free-throw line
- Scored in double figures in 27 games
- Calipari has called him a bigger, stronger Derek Willis because of his ability to stretch the floor and hit shots. "He's way better than I thought he was," Calipari said
- Tallied a career-high 32 points and broke the school record for most field goals without a miss (11 of 11) against Holy Cross
- Had 11 double-doubles
- First player from Cameron County to become a Division I athlete since the 1970s

Birthday: May 12
Parents: Donald and Rachelle Sestina
Grad program: Kinesiology and health promotion

Off the court he likes to ...
 Go fishing with his dad and two brothers

Did you know ...
 Nickname is "Sesti," and he has at least one cup of coffee every day



Game-By-Game Statistics

Career Statistics

Year	GP-GS	Min-Avg	FG-FGA	Pct	3FG-FGA	Pct	FT-FTA	Pct	Off-Def-Tot-Avg	PF-FO	Ast	TO	Blk	Stl	Pts	Avg
2015-16	4-0	32-8.0	6-11	.545	2-3	.667	1-1	1.000	1-4-5-1.3	7-0	3	4	0	2	15	3.8
2016-17	31-0	371-12.0	63-124	.508	7-24	.292	16-23	.696	35-79-114-3.7	57-0	12	27	17	7	149	4.8
2017-18	34-0	508-14.9	89-159	.560	14-41	.341	29-39	.744	37-97-134-3.9	71-0	31	35	20	11	221	6.5
2018-19	31-31	858-27.7	185-345	.536	41-108	.380	80-99	.808	61-201-262-8.5	89-3	37	66	33	11	491	15.8
2019-20																
TOTAL	100-31	1769-17.7	343-639	.537	64-176	.364	126-162	.778	134-381-515-5.2	224-3	83	132	70	31	876	8.8

4

NICK RICHARDS

Junior | Forward | 6-11 | 240 lbs | Kingston, Jamaica | Patrick School

[@iarnickrichards](https://twitter.com/iarnickrichards) |
 [@nickrichards_](https://www.instagram.com/nickrichards_) |
 [@nicholas.p.richards](https://www.facebook.com/nicholas.p.richards)

2019-20 SEASON/CAREER HIGHS

Points	
Season	-
Career	25, vs. FORT WAYNE (11/22/17)
Rebounds	
Season	-
Career	19, vs. SOUTHERN ILLINOIS (11/9/18)
Field Goals	
Season	-
Career	9, vs. FORT WAYNE (11/22/17)
Field Goals Attempted	
Season	-
Career	10, vs. FORT WAYNE (11/22/17)
3-Point Field Goals	
Season	-
Career	-
3-Point Field Goals Attempted	
Season	-
Career	-
Free Throws	
Season	-
Career	7, vs. FORT WAYNE (11/22/17)
Free Throws Attempted	
Season	-
Career	10, at Vanderbilt (1/29/19)
Assists	
Season	-
Career	2, 2x, last at Alabama (1/5/19)
Steals	
Season	-
Career	1, 7x, last vs. AUBURN (2/23/19)
Blocked Shots	
Season	-
Career	5, vs. KANSAS (1/26/19)
Minutes Played	
Season	-
Career	27, vs. SOUTHERN ILLINOIS (11/9/18)

MISCELLANEOUS 2019-20 CAREER

Dunks	0	52
Double-Figure Scoring Games	0	9
Double-Figure Rebounding Games	0	3
Games With Double-Double	0	1
Games Led UK in Scoring	0	1
Games Led UK in Rebounding	0	12
Games Led UK in Assists	0	0
Games Led UK in Steals	0	0
Games Led UK in Blocks	0	28
Games With 3+ Assists	0	0
Games With 3+ Blocks	0	12
Games With 3+ Steals	0	0
Games With 3+ 3-Pointers	0	0

- Suffered a left ankle sprain against Georgetown College and did not play against Kentucky State. He remains day-to-day
- Declared for the NBA Draft but returned for his junior season
- Led the team with 47 blocks in 2018-19
 - Blocked three shots in three of the five games Reid Travis missed due to injury
 - Blocked a combined nine shots in 23 minutes across the Kansas and Vanderbilt games to conclude January
- Top wingspan on the team at 7-foot-5
- Posted seven points, 15 rebounds and three blocks in the win vs. Arkansas
- Scored a season-high 14 points at Vanderbilt on Jan. 30 on 4-of-5 shooting and 6 of 10 at the free-throw line
- Grabbed six rebounds and blocked two shots in 10 minutes vs. North Carolina
- Played one of the best games of his career vs. Southern Illinois with eight points, a career-high 19 rebounds and three blocks
 - The 19 rebounds were the most by a UK player since Michael Kidd-Gilchrist hauled in 19 boards vs. Louisville on Dec. 31, 2011. The 19 rebounds also matched SIU's team total
- Scored in double figures seven times during his freshman season and started all 37 games
 - Averaged 5.1 points, 4.4 rebounds and 0.9 blocks per game a season ago
 - Finished second on the team in blocks with 33 and fourth in total rebounds with 163
- Double-double (25 points, 15 rebounds) vs. Fort Wayne
 - Became the third UK player in the Calipari era with 25 points and 15 rebounds in a game (Terrence Jones vs. Notre Dame, 12/8/10); DeMarcus Cousins vs. Sam Houston State, 11/19/09)



Birthday: Nov. 29
Mother: Marion Tenn
Major: Community leadership and development

Off the court he likes to ...
 Enjoys watching anime and his favorite show is Nitro

Did you know ...
 He loves dogs and has a german shepard named Luna

Game-By-Game Statistics

Career Statistics

Year	GP-GS	Min-Avg	FG-FGA	Pct	3FG-FGA	Pct	FT-FTA	Pct	Off-Def-Tot-Avg	PF-FO	Ast	TO	Blk	Stl	Pts	Avg
2017-18	37-37	543-14.7	69-112	.616	0-0	.000	51-71	.718	55-108-163-4.4	76-1	9	26	33	3	189	5.1
2018-19	37-3	446-12.1	49-82	.598	0-0	.000	49-71	.690	57-66-123-3.3	76-2	7	26	47	4	147	4.0
2019-20																
TOTAL	74-40	989-13.4	118-194	.608	0-0	.000	100-142	.704	112-174-286-3.9	152-3	16	52	80	7	336	4.5

5

IMMANUEL QUICKLEY

Sophomore | Guard | 6-3 | 188 lbs | Havre de Grace, Md. | John Carroll School


[@IQ_GodSon](#) |
 [@immanuelquickley_](#) |
 [@immanuelquickley5](#)

2019-20 SEASON/CAREER HIGHS

Points	
Season	-
Career	15, vs. SOUTHERN ILLINOIS (11/9/18)
Rebounds	
Season	-
Career	6, vs. WINTHROP (11/21/18)
Field Goals	
Season	-
Career	6, vs. SOUTHERN ILLINOIS (11/9/18)
Field Goals Attempted	
Season	-
Career	10, vs. SOUTHERN ILLINOIS (11/9/18)
3-Point Field Goals	
Season	-
Career	3, 2x, last vs. Alabama (3/15/19)
3-Point Field Goals Attempted	
Season	-
Career	7, vs. VANDERBILT (1/12/19)
Free Throws	
Season	-
Career	8, vs. NORTH DAKOTA (11/14/18)
Free Throws Attempted	
Season	-
Career	10, vs. NORTH DAKOTA (11/14/18)
Assists	
Season	-
Career	4, 2x, last vs. S. CAROLINA (2/5/19)
Steals	
Season	-
Career	3, vs. TEXAS A&M (1/8/19)
Blocked Shots	
Season	-
Career	1, vs. North Carolina (12/22/18)
Minutes Played	
Season	-
Career	31, 2x, last vs. WINTHROP (11/21/18)

MISCELLANEOUS	2019-20	CAREER
Dunks	0	1
Double-Figure Scoring Games	0	6
Double-Figure Rebounding Games	0	0
Games With Double-Double	0	0
Games Led UK in Scoring	0	1
Games Led UK in Rebounding	0	0
Games Led UK in Assists	0	1
Games Led UK in Steals	0	2
Games Led UK in Blocks	0	0
Games With 3+ Assists	0	3
Games With 3+ Blocks	0	0
Games With 3+ Steals	0	1
Games With 3+ 3-Pointers	0	2

- Led the team with a 15.5 scoring average in the exhibition games, including five 3-pointers
- Scored 16 points vs. Georgetown College, which would have bested his career high of 15 had it been an official game, and then followed with 15 vs. Kentucky State
- Preseason NCAA March Madness Glue Guy
- Back-to-back Big Blue Madness 3-point champion
- Calipari on Quickley's offseason transformation: "Immanuel isn't even the same player. It's like when PJ (Washington) came back. He has a different mentality. He's building his own confidence."
- Made nine 3-pointers over the final nine games in 2018-19
- 12-point performance in the SEC Tournament quarterfinals vs. Alabama. He went 4 of 4 from the field, including making all three 3-point attempts
- Contributed six points, two rebounds and a steal in 17 minutes vs. Houston in the Sweet 16
- The six points were a career high during the NCAA Tournament and the most since he had 12 points against Alabama in the opening game of the SEC Tournament
- Scored eight points on 3-of-5 shooting (2 of 4 from 3-point range) at Tennessee, which at the time was his best scoring output since he scored 12 on Jan. 12 against Vanderbilt
- Scored a combined 30 points over a three-game stretch between Jan. 5-12, including at least two 3-pointers during that stretch and a career-high three vs. Vanderbilt
- 82.8 percent at the line, including two under pressure at the end of both the Arkansas and Ole Miss games to clinch victories
- Posted 12 points and a season-high four assists to couple with two steals vs. North Dakota
- Scored a team-high-tying 15 points in the win vs. Southern Illinois
 - Made 6 of 10 from the floor, including 2 of 4 from 3
- Two-time state champion at the John Carroll School
 - Three-time Maryland All-State selection
- Also a member of the USA U17 and U19 teams, winning gold with U17 team at the FIBA Championships
- McDonald's All American
 - Won the 3-point contest at the event



Birthday: June 17
Parents: Nitrease and Marcellous Quickley
Major: Undeclared/exploratory studies in agriculture
Two things to know ...
 Best movie he saw this summer was Avengers: Endgame and his favorite restaurant in Lexington is Indi's
Did you know ...
 Favorite class is communications but he also excels musically and can play the saxophone, the piano and the drums

Game-By-Game Statistics

Career Statistics

Year	GP-GS	Min-Avg	FG-FGA	Pct	3FG-FGA	Pct	FT-FTA	Pct	Off-Def-Tot-Avg	PF-FO	Ast	TO	Blk	Stl	Pts	Avg
2018-19	37-7	684-18.5	55-148	.372	30-87	.345	53-64	.828	2-63-65-1.8	44-0	44	33	1	16	193	5.2
2019-20																
TOTAL	37-7	684-18.5	55-148	.372	30-87	.345	53-64	.828	2-63-65-1.8	44-0	44	33	1	16	193	5.2

2019-20 SEASON/CAREER HIGHS

Points	
Season	-
Career	5, at Denver (11/12/17)
Rebounds	
Season	-
Career	4, vs. UC RIVERSIDE (1/24/18)
Field Goals	
Season	-
Career	1, 4x, last at Hawaii (2/24/18)
Field Goals Attempted	
Season	-
Career	3, at Hawaii (2/24/18)
3-Point Field Goals	
Season	-
Career	1, 2x, last vs. CHAPMAN (11/14/17)
3-Point Field Goals Attempted	
Season	-
Career	1, 8x, last at Hawaii (2/24/18)
Free Throws	
Season	-
Career	2, 2x, last vs. UC RIVERSIDE (1/24/18)
Free Throws Attempted	
Season	-
Career	2, 2x, last vs. UC RIVERSIDE (1/24/18)
Assists	
Season	-
Career	4, vs. CHAPMAN (11/14/17)
Steals	
Season	-
Career	1, 2x, last at Montana (12/19/17)
Blocked Shots	
Season	-
Career	-
Minutes Played	
Season	-
Career	14, vs. UC RIVERSIDE (1/24/18)

MISCELLANEOUS 2019-20 CAREER*

Dunks	0	0
Double-Figure Scoring Games	0	0
Double-Figure Rebounding Games	0	0
Games With Double-Double	0	0
Games Led UK in Scoring	0	0
Games Led UK in Rebounding	0	0
Games Led UK in Assists	0	2
Games Led UK in Steals	0	0
Games Led UK in Blocks	0	0
Games With 3+ Assists	0	2
Games With 3+ Blocks	0	0
Games With 3+ Steals	0	0
Games With 3+ 3-Pointers	0	0

*includes UC Irvine/Division I statistics

- Saw action in 27 games a season ago at the College of the Desert
- Averaged 8.2 points, 5.0 assists and 3.5 rebounds per game
- Dished out a team-high 134 assists and sunk 31 shots from beyond arc
- Scored a career-high 29 points vs. San Jacinto on 9-of-11 shooting 10 of 11 from the free-throw line
- Played at UC Irvine his freshman season, appearing in 27 games
 - Saw double-digit minutes four times
- Scored five points in his collegiate debut at Denver
- Played for Chatfield High School to conclude his prep career
 - Won a league or county championship during all four years of his high school career
- 2016 Chauncey Billups regional champion
- School reached the Colorado High School Activities Association Final Four in 2016
- Two-time All-Conference performer
- Academic All-State



Birthday: Sept. 26
Parents: John and Jean Welch
Major: Liberal Studies

Of note ...
 His dad, John, is an assistant coach with the LA Clippers and has coached in the NBA for more than 15 years. He also played for UNLV

Did you know ...
 He is a vegetarian and enjoys relaxing at the beach when he has free time

Game-By-Game Statistics

Career Statistics

Year	GP-GS	Min-Avg	FG-FGA	Pct	3FG-FGA	Pct	FT-FTA	Pct	Off-Def-Tot-Avg	PF-FO	Ast	TO	Blk	Stl	Pts	Avg
2017-18	27-0	143-5.3	4-13	.308	2-8	.250	4-5	.800	2-12-14-0.5	22-0	15	7	0	2	14	0.5
2019-20																
TOTAL	27-0	143-5.3	4-13	.308	2-8	.250	4-5	.800	2-12-14-0.5	22-0	15	7	0	2	14	0.5

14

BRENNAN CANADA

Freshman | Forward | 6-6 | 198 lbs | Mount Sterling, Ky. | George Rogers Clark

[@brennanc14](#) | [@brennanc14](#)

2019-20 SEASON/CAREER HIGHS

Points	
Season	-
Career	-
Rebounds	
Season	-
Career	-
Field Goals	
Season	-
Career	-
Field Goals Attempted	
Season	-
Career	-
3-Point Field Goals	
Season	-
Career	-
3-Point Field Goals Attempted	
Season	-
Career	-
Free Throws	
Season	-
Career	-
Free Throws Attempted	
Season	-
Career	-
Assists	
Season	-
Career	-
Steals	
Season	-
Career	-
Blocked Shots	
Season	-
Career	-
Minutes Played	
Season	-
Career	-

- Walk-on who is one of the best prospects from the state of Kentucky
- Capped his high school career with 1,371 career points and 776 rebounds
- Two-year captain
- Named an All-10th Region First Team selection
- Averaged 15.0 points and 9.5 rebounds per game as a senior
 - Had 13 double-doubles
- Double-digit scorer over his final three seasons
- Three-time All-District Team selection and a three-time All-District Tournament Team pick
- Team claimed two District 40 titles
 - 10th Region runners-up in 2019



Birthday: July 15

Parents: Lynn and Melissa Canada

Major: Marketing

Proudest basketball moment ...

Winning back-to-back district titles

Did you know ...

He and UK teammate Dontaie Allen were AAU teammates and have been friends since seventh grade

Game-By-Game Statistics

MISCELLANEOUS


	2019-20	CAREER
Dunks	0	0
Double-Figure Scoring Games	0	0
Double-Figure Rebounding Games	0	0
Games With Double-Double	0	0
Games Led UK in Scoring	0	0
Games Led UK in Rebounding	0	0
Games Led UK in Assists	0	0
Games Led UK in Steals	0	0
Games Led UK in Blocks	0	0
Games With 3+ Assists	0	0
Games With 3+ Blocks	0	0
Games With 3+ Steals	0	0
Games With 3+ 3-Pointers	0	0

Career Statistics

Year	GP-GS	Min-Avg	FG-FGA	Pct	3FG-FGA	Pct	FT-FTA	Pct	Off-Def-Tot-Avg	PF-FO	Ast	TO	Blk	Stl	Pts	Avg
------	-------	---------	--------	-----	---------	-----	--------	-----	-----------------	-------	-----	----	-----	-----	-----	-----

2019-20

TOTAL



2019-20 SEASON/CAREER HIGHS

Points	
Season	-
Career	11, vs. SOUTH CAROLINA (2/5/19)
Rebounds	
Season	-
Career	13, vs. SOUTH CAROLINA (2/5/19)
Field Goals	
Season	-
Career	5, vs. SOUTH CAROLINA (2/5/19)
Field Goals Attempted	
Season	-
Career	8, 2x, last vs. N. DAKOTA (11/14/18)
3-Point Field Goals	
Season	-
Career	1, 2x, last vs. S. CAROLINA (2/5/19)
3-Point Field Goals Attempted	
Season	-
Career	2, vs. MISSISSIPPI STATE (1/22/19)
Free Throws	
Season	-
Career	3, vs. TENNESSEE STATE (11/23/18)
Free Throws Attempted	
Season	-
Career	4, vs. TENNESSEE STATE (11/23/18)
Assists	
Season	-
Career	2, 4x, last vs. Alabama (3/15/19)
Steals	
Season	-
Career	3, vs. Wofford (3/23/19)
Blocked Shots	
Season	-
Career	4, at Ole Miss (3/5/19)
Minutes Played	
Season	-
Career	28, vs. FLORIDA (3/9/19)

MISCELLANEOUS	2019-20	CAREER
Dunks	0	18
Double-Figure Scoring Games	0	2
Double-Figure Rebounding Games	0	2
Games With Double-Double	0	1
Games Led UK in Scoring	0	0
Games Led UK in Rebounding	0	3
Games Led UK in Assists	0	0
Games Led UK in Steals	0	6
Games Led UK in Blocks	0	14
Games With 3+ Assists	0	0
Games With 3+ Blocks	0	3
Games With 3+ Steals	0	1
Games With 3+ 3-Pointers	0	0

- Declared for the NBA Draft but elected to return for his sophomore season
- Started nine of the final 11 games. UK was 8-1 in those games and 9-1 with him as a starter on the year
- Finished third on the team with 38 blocks, including a career-high four at Ole Miss
- All-around contributor who averaged 3.8 points, 4.1 rebounds and 1.0 blocks in 15.1 minutes per game
- Grabbed 11 rebounds in his NCAA Tournament debut against Abilene Christian
- In the first game without Reid Travis (sprained right knee), started and played 23 minutes -- his most since Nov. 28 -- recording six points, seven rebounds, and tying his career high in blocks (three) and steals (two)
- Had his best game as a Wildcat vs. South Carolina on Feb. 5, notching his first career double-double with 11 points and 13 rebounds, both career highs
- A difference maker in the win at Florida with three rebounds, including two key ones on offense
- Solid game off the bench with six points, six rebounds and a block in 14 minutes at Georgia
- Strong showing vs. Southern Illinois with 10 points, seven boards and two swats
- Nearly matched that effort with eight points, seven boards and two blocks vs. North Dakota in 26 minutes
- Led Kentucky with 14 points on 7-of-10 shooting against Transylvania with nine rebounds and a blocked shot
- Averaged 25.6 points, 13.6 rebounds and 4.3 assists per game as a senior at Wheeler
- McDonald's All American
- Five-star recruit out of high school and ranked as high as No. 6 overall by 247 Sports

Birthday: Sept. 12
Parents: Efrem and Glenda Montgomery
Major: Community and leadership development
What's on TV ...
 Currently watching Money Heist on Netflix
Did you know ...
 Favorite restaurant in Lexington is The Local Taco

Game-By-Game Statistics

Career Statistics																
Year	GP-GS	Min-Avg	FG-FGA	Pct	3FG-FGA	Pct	FT-FTA	Pct	Off-Def-Tot-Avg	PF-FO	Ast	TO	Blk	Stl	Pts	Avg
2018-19	37-10	558-15.1	60-125	.480	2-10	.200	17-30	.567	62-88-150-4.1	79-0	15	29	38	16	139	3.8
2019-20																
TOTAL	37-10	558-15.1	60-125	.480	2-10	.200	17-30	.567	62-88-150-4.1	79-0	15	29	38	16	139	3.8



THE STAT CREW SYSTEM
Kentucky Combined Team Statistics (as of Apr 03, 2019)
All games



Overall record: 30-7 Conf: 15-3 Home: 17-1 Away: 8-2 Neutral: 5-4

#	Player	gp-gs	min	Total		3-Point		F-Throw		Rebounds				pf	dq	a	to	blk	stl	pts	avg	
				fg-fga	fg%	3fg-fga	3fg%	ft-fa	ft%	off	def	tot	avg									
25	Washington, PJ	35-33	1024	29.3	190-364	.522	33-78	.423	118-178	.663	81	183	264	7.5	86	3	63	69	43	29	531	15.2
14	Herro, Tyler	37-37	1206	32.6	186-403	.462	60-169	.355	87-93	.935	15	151	166	4.5	47	0	91	60	12	40	519	14.0
03	Johnson, Keldon	37-36	1137	30.7	172-373	.461	45-118	.381	109-155	.703	49	168	217	5.9	83	3	60	60	6	28	498	13.5
22	Travis, Reid	32-28	913	28.5	124-231	.537	7-26	.269	104-142	.732	87	142	229	7.2	81	2	28	51	23	13	359	11.2
00	Green, Quade	9-0	160	17.8	22-49	.449	11-26	.423	17-19	.895	3	9	12	1.3	7	0	21	21	0	9	72	8.0
02	Hagans, Ashton	37-30	1054	28.5	100-214	.467	14-51	.275	70-92	.761	22	74	96	2.6	73	0	160	94	4	61	284	7.7
05	Quickley, Immanuel	37-7	684	18.5	55-148	.372	30-87	.345	53-64	.828	2	63	65	1.8	44	0	44	33	1	16	193	5.2
04	Richards, Nick	37-3	446	12.1	49-82	.598	0-0	.000	49-71	.690	57	66	123	3.3	76	2	7	26	47	4	147	4.0
23	Montgomery, EJ	37-10	558	15.1	60-125	.480	2-10	.200	17-30	.567	62	88	150	4.1	79	0	15	29	38	16	139	3.8
13	Baker, Jemarl	28-0	254	9.1	20-61	.328	13-42	.310	11-15	.733	1	14	15	0.5	23	0	12	10	2	4	64	2.3
10	David, Jonny	10-1	14	1.4	0-0	.000	0-0	.000	0-0	.000	1	0	1	0.1	1	0	0	1	0	0	0	0.0
Team											50	37	87		2		12					
Total.....		37	7450		978-2050	.477	215-607	.354	635-859	.739	430	995	1425	38.5	602	10	501	466	176	220	2806	75.8
Opponents.....		37	7450		854-2134	.400	283-824	.343	403-572	.705	340	739	1079	29.2	725	-	409	449	112	215	2394	64.7

TEAM STATISTICS	UK	OPP	Date	Opponent	Score	Att.		
SCORING	2806	2394	1	11/6/18 vs #4/3 Duke	L 84-118	18907		
Points per game	75.8	64.7		11/9/18 SOUTHERN ILLINOIS	w 71-59	20277		
Scoring margin	+11.1	-	2	11/14/18 NORTH DAKOTA	w 96-58	18555		
FIELD GOALS-ATT	978-2050	854-2134	2	11/18/18 VMI	w 92-82	20207		
Field goal pct	.477	.400	2	11/21/18 WINTHROP	w 87-74	20070		
3 POINT FG-ATT	215-607	283-824	2	11/23/18 TENNESSEE STATE	w 77-62	20224		
3-point FG pct	.354	.343		11/28/18 MONMOUTH	w 90-44	18680		
3-pt FG made per game	5.8	7.6		12/1/18 UNCG	w 78-61	21853		
FREE THROWS-ATT	635-859	403-572	3	12/8/18 vs Seton Hall	Lot 83-84	10244		
Free throw pct	.739	.705		12/15/18 UTAH	w 88-61	21922		
F-Throws made per game	17.2	10.9	4	12/22/18 vs #9/10 North Carolina	w 80-72	15124		
REBOUNDS	1425	1079		12/29/18 at RV/RV Louisville	w 71-58	20882		
Rebounds per game	38.5	29.2	*	1/5/19 at Alabama	L 75-77	12424		
Rebounding margin	+9.4	-	*	1/8/19 TEXAS A&M	w 85-74	22048		
ASSISTS	501	409	*	1/12/19 VANDERBILT	w 56-47	22504		
Assists per game	13.5	11.1	*	1/15/19 at Georgia	w 69-49	10523		
TURNOVERS	466	449	*	1/19/19 at #14/12 Auburn	w 82-80	9121		
Turnovers per game	12.6	12.1	*	1/22/19 #22/22 MISSISSIPPI STATE	w 76-55	21449		
Turnover margin	-0.5	-	5	1/26/19 #9/10 KANSAS	w 71-63	24387		
Assist/turnover ratio	1.1	0.9	*	1/29/19 at Vanderbilt	w 87-52	12298		
STEALS	220	215	*	2/2/19 at Florida	w 65-54	10763		
Steals per game	5.9	5.8	*	2/5/19 SOUTH CAROLINA	w 76-48	20496		
BLOCKS	176	112	*	2/9/19 at RV/#21 Mississippi State	w 71-67	9019		
Blocks per game	4.8	3.0	*	2/12/19 #19/21 LSU	L 71-73	23490		
ATTENDANCE	390510	274049	*	2/16/19 #1/1 TENNESSEE	w 86-69	24467		
Home games-Avg/Game	18-21695	10-12696	*	2/19/19 at Missouri	w 66-58	10703		
Neutral site-Avg/Game	-	9-16343	*	2/23/19 RV/RV AUBURN	w 80-53	23427		
Score by Periods	1st	2nd	OT	Totals				
Kentucky	1377	1405	24	2806				
Opponents	1125	1238	31	2394				
					*	2/26/19 ARKANSAS	w 70-66	21998
					*	3/2/19 at #1/7 Tennessee	L 52-71	21729
					*	3/5/19 at Ole Miss	w 80-76	9500
					*	3/9/19 NR/RV FLORIDA	w 66-57	24456
					6	3/15/19 vs Alabama	w 73-55	19575
					6	3/16/19 vs #8/8 Tennessee	L 78-82	20933
					7	3/21/19 vs Abilene Christian	w 79-44	13495
					7	3/23/19 vs #19/19 Wofford	w 62-56	14250
					8	3/29/19 vs #11/9 Houston	w 62-58	17385
					8	3/31/19 vs #14/18 Auburn	Lot 71-77	17174

* = Conference game
1 = Champions Classic | Indianapolis (Bankers Life Fieldhouse)
2 = Ohio Valley Hardwood Showcase | Lexington, Ky. (Rupp Arena)
3 = Citi Hoops Classic | New York (Madison Square Garden)
4 = CBS Sports Classic | Chicago (United Center)
5 = SEC/Big 12 Challenge | Lexington, Ky. (Rupp Arena)
6 = SEC Tournament | Nashville, Tenn. (Bridgestone Arena)
7 = NCAA Tournament | Jacksonville, Fla. (VyStar Veterans Memorial Arena)
8 = NCAA Tournament | Kansas City, Mo. (Sprint Center)



THE STAT CREW SYSTEM
 Kentucky Combined Team Statistics (as of Mar 09, 2019)
 Conference games



RECORD:	OVERALL	HOME	AWAY	NEUTRAL
ALL GAMES	15-3	8-1	7-2	0-0
CONFERENCE	15-3	8-1	7-2	0-0
NON-CONFERENCE	0-0	0-0	0-0	0-0

#	Player	gp-gs	min	avg	Total		3-Point		F-Throw		Rebounds				Other				pts	avg		
					fg-fga	fg%	3fg-fga	3fg%	ft-fa	ft%	off	def	tot	avg	pf	dq	a	to			blk	stl
25	Washington, PJ	18-18	553	30.7	104-197	.528	21-47	.447	61-93	.656	38	80	118	6.6	49	1	29	34	17	15	290	16.1
14	Herro, Tyler	18-18	612	34.0	92-191	.482	32-76	.421	58-59	.983	6	81	87	4.8	22	0	40	29	3	16	274	15.2
03	Johnson, Keldon	18-17	547	30.4	74-177	.418	17-52	.327	47-68	.691	25	80	105	5.8	36	2	34	30	3	12	212	11.8
02	Hagans, Ashton	18-18	576	32.0	61-114	.535	10-29	.345	45-59	.763	8	45	53	2.9	33	0	85	48	0	32	177	9.8
22	Travis, Reid	13-13	356	27.4	36-81	.444	1-10	.100	27-35	.771	32	60	92	7.1	31	0	10	22	10	7	100	7.7
05	Quickley, Immanuel	18-0	297	16.5	25-66	.379	16-42	.381	22-27	.815	0	31	31	1.7	21	0	19	12	0	7	88	4.9
04	Richards, Nick	18-1	231	12.8	24-44	.545	0-0	.000	32-49	.653	32	30	62	3.4	42	1	5	10	23	4	80	4.4
23	Montgomery, EJ	18-4	266	14.8	25-54	.463	2-5	.400	6-10	.600	29	47	76	4.2	38	0	4	11	19	8	58	3.2
13	Baker, Jemarl	18-0	156	8.7	12-38	.316	7-28	.250	3-6	.500	0	9	9	0.5	16	0	10	7	1	2	34	1.9
10	David, Jonny	5-1	6	1.2	0-0	.000	0-0	.000	0-0	.000	0	0	0	0.0	0	0	0	1	0	0	0	0.0
Team											20	20	40				10					
Total.....		18	3600		453-962	.471	106-289	.367	301-406	.741	190	483	673	37.4	288	4	236	214	76	103	1313	72.9
Opponents.....		18	3600		401-1018	.394	130-403	.323	194-276	.703	169	375	544	30.2	340	-	194	210	61	100	1126	62.6

TEAM STATISTICS	UK	OPP	Date	Opponent	Score	Att.
SCORING	1313	1126	* 1/5/19	at Alabama	L 75-77	12424
Points per game	72.9	62.6	* 1/8/19	TEXAS A&M	w 85-74	22048
Scoring margin	+10.4	-	* 1/12/19	VANDERBILT	w 56-47	22504
FIELD GOALS-ATT	453-962	401-1018	* 1/15/19	at Georgia	w 69-49	10523
Field goal pct	.471	.394	* 1/19/19	at #14/12 Auburn	w 82-80	9121
3 POINT FG-ATT	106-289	130-403	* 1/22/19	#22/22 MISSISSIPPI STATE	w 76-55	21449
3-point FG pct	.367	.323	* 1/29/19	at Vanderbilt	w 87-52	12298
3-pt FG made per game	5.9	7.2	* 2/2/19	at Florida	w 65-54	10763
FREE THROWS-ATT	301-406	194-276	* 2/5/19	SOUTH CAROLINA	w 76-48	20496
Free throw pct	.741	.703	* 2/9/19	at RV/#21 Mississippi State	w 71-67	9019
F-Throws made per game	16.7	10.8	* 2/12/19	#19/21 LSU	L 71-73	23490
REBOUNDS	673	544	* 2/16/19	#1/1 TENNESSEE	w 86-69	24467
Rebounds per game	37.4	30.2	* 2/19/19	at Missouri	w 66-58	10703
Rebounding margin	+7.2	-	* 2/23/19	RV/RV AUBURN	w 80-53	23427
ASSISTS	236	194	* 2/26/19	ARKANSAS	w 70-66	21998
Assists per game	13.1	10.8	* 3/2/19	at #7/7 Tennessee	L 52-71	21729
TURNOVERS	214	210	* 3/5/19	at Ole Miss	w 80-76	9500
Turnovers per game	11.9	11.7	* 3/9/19	NR/RV FLORIDA	w 66-57	24456
Turnover margin	-0.2	-				
Assist/turnover ratio	1.1	0.9				
STEALS	103	100				
Steals per game	5.7	5.6				
BLOCKS	76	61				
Blocks per game	4.2	3.4				
ATTENDANCE	204335	106080				
Home games-Avg/Game	9-22704	9-11787				
Neutral site-Avg/Game	-	0-0				

* = Conference game
 1 = Champions Classic | Indianapolis (Bankers Life Fieldhouse)
 2 = Ohio Valley Hardwood Showcase | Lexington, Ky. (Rupp Arena)
 3 = Citi Hoops Classic | New York (Madison Square Garden)
 4 = CBS Sports Classic | Chicago (United Center)
 5 = SEC/Big 12 Challenge | Lexington, Ky. (Rupp Arena)

Score by Periods	1st	2nd	Totals
Kentucky	654	659	1313
Opponents	550	576	1126



2019-20 UK Men's Basketball (Exh.)
#2/2 Kentucky Combined Team Statistics (as of Nov 01, 2019)
All games



RECORD:	OVERALL	HOME	AWAY	NEUTRAL
ALL GAMES	2-0	2-0	0-0	0-0
CONFERENCE	0-0	0-0	0-0	0-0
NON-CONFERENCE	2-0	2-0	0-0	0-0

##	Player	gp-gs	min	avg	Total		3-Point		F-Throw		Rebounds				pf	dq	a	to	blk	stl	pts	avg
					fg-fga	fg%	3fg-fga	3fg%	ft-fta	ft%	off	def	tot	avg								
05	Quickley, Immanuel	2-1	43	21.5	10-16	.625	5-9	.556	6-8	.750	0	4	4	2.0	3	0	3	2	0	0	31	15.5
01	Sestina, Nate	2-1	55	27.5	11-17	.647	2-5	.400	0-1	.000	5	13	18	9.0	7	0	4	1	3	1	24	12.0
03	Maxeley, Tyrese	2-1	50	25.0	8-20	.400	1-7	.143	4-6	.667	2	7	9	4.5	4	0	8	4	1	5	21	10.5
00	Hagans, Ashton	2-2	50	25.0	8-16	.500	2-9	.222	3-4	.750	1	7	8	4.0	3	0	19	5	1	7	21	10.5
12	Brooks Jr., Keion	2-1	50	25.0	7-16	.438	0-3	.000	3-5	.600	3	7	10	5.0	7	0	0	3	1	1	17	8.5
02	Whitney, Kahlil	2-1	49	24.5	7-18	.389	0-2	.000	1-3	.333	0	5	5	2.5	4	0	3	3	4	0	15	7.5
10	Juzang, Johnny	2-0	38	19.0	4-10	.400	4-6	.667	3-4	.750	0	5	5	2.5	4	0	2	1	0	3	15	7.5
23	Montgomery, EJ	2-2	49	24.5	6-13	.462	1-2	.500	0-0	.000	1	8	9	4.5	8	0	2	5	3	2	13	6.5
04	Richards, Nick	1-1	14	14.0	3-3	1.000	0-0	.000	0-1	.000	0	5	5	5.0	0	0	0	1	1	0	6	6.0
13	Welch, Riley	1-0	1	1.0	0-1	.000	0-1	.000	0-0	.000	0	0	0	0.0	0	0	0	0	0	0	0	0.0
14	Canada, Brennan	1-0	1	1.0	0-0	.000	0-0	.000	0-0	.000	0	0	0	0.0	1	0	0	0	0	0	0	0.0
Team											3	6	9									
Total.....		2	400		64-130	.492	15-44	.341	20-32	.625	15	67	82	41.0	41	0	41	25	14	19	163	81.5
Opponents.....		2	400		30-118	.254	11-44	.250	33-44	.750	21	57	78	39.0	33	-	13	36	7	8	104	52.0

TEAM STATISTICS	UK	OPP	Date	Opponent	Score	Att.
SCORING	163	104	10/27/19	GEORGETOWN COLLEGE (KY)	w 80-53	19527
Points per game	81.5	52.0	11/1/19	KENTUCKY STATE	w 83-51	19588
Scoring margin	+29.5	-	* - Conference game			
FIELD GOALS-ATT	64-130	30-118				
Field goal pct	.492	.254				
3 POINT FG-ATT	15-44	11-44				
3-point FG pct	.341	.250				
3-pt FG made per game	7.5	5.5				
FREE THROWS-ATT	20-32	33-44				
Free throw pct	.625	.750				
F-Throws made per game	10.0	16.5				
REBOUNDS	82	78				
Rebounds per game	41.0	39.0				
Rebounding margin	+2.0	-				
ASSISTS	41	13				
Assists per game	20.5	6.5				
TURNOVERS	25	36				
Turnovers per game	12.5	18.0				
Turnover margin	+5.5	-				
Assist/turnover ratio	1.6	0.4				
STEALS	19	8				
Steals per game	9.5	4.0				
BLOCKS	14	7				
Blocks per game	7.0	3.5				
ATTENDANCE	39115	0				
Home games-Avg/Game	2-19558	0-0				
Neutral site-Avg/Game	-	0-0				

Score by Periods	1st	2nd	Totals
#2/2 Kentucky	87	76	163
Opponents	45	59	104



2019-20 UK Men's Basketball (Exh.)
#2/2 Kentucky Team Game-by-Game Comparison (as of Nov 01, 2019)
All games



Opponent	1st	2nd	Score	Mar	Total FG	FG Pct	3-Pointers	3FG Pct	Free Throws	FT Pct	Rebounds	Assist	T/Over	Block	Steal	Fouls
GEORGETOWN COLLEGE (KY)	43/25	37/28	80-53	+27	30-61/16-64	.492/.250	9-22/3-15	.409/.200	11-17/18-22	.647/.818	39/45 (6)	16/4	12/14	8/2	9/2	21/18
KENTUCKY STATE	44/20	39/31	83-51	+32	34-69/14-54	.493/.259	6-22/8-29	.273/.276	9-15/15-22	.600/.682	43/33 +10	25/9	13/22	6/5	10/6	20/15

Note: Game totals are displayed in the format TEAM/OPPONENT for each category



Official Basketball Box Score - Final
Georgetown (KY) at Kentucky
 10/27/19 Rupp Arena, Lexington, Ky.
 2019-20 Men's Basketball

Game Time: 9:00 PM
 Game Duration: 1:59
 Attendance: 19,527

Officials: Chuck Jones, Jason Baker, Garrick Shannon

Georgetown (KY) - 53

Record: 0-0

NO.	Name	Min	FG		3P		FT		Rebounds			Fouls		TP	AS	TO	ST	Blocks		+/-
			M-A	M-A	M-A	OR	DR	TOT	PF	FD	BS	BA								
2	Jake Ohmer	33:51	8-16	2-6	7-7	1	6	7	5	7	25	1	5	0	0	0	0	0	0	-34
4	Eljay Cowherd	24:04	0-10	0-1	0-0	1	0	1	2	1	0	0	3	0	1	2	1	2	-26	
11	Jacob Conway	36:09	1-10	1-7	2-2	0	4	4	2	4	5	2	2	0	0	1	0	1	-24	
13	Chris Coffey	36:01	3-9	0-0	0-0	4	7	11	3	0	6	1	1	0	0	0	2	-26		
25	Michael Turay	22:20	1-4	0-0	2-2	2	4	6	2	2	4	0	0	1	0	1	0	1	-16	
0	Puoch Puoch	04:46	0-2	0-1	0-0	0	1	1	0	0	0	0	2	0	0	0	0	0	-1	
20	Hugues Mbumba	11:03	0-2	0-0	2-2	1	3	4	1	1	2	0	0	0	0	1	0	0	-1	
3	Jaquay Wales	18:46	2-5	0-0	4-5	1	2	3	2	3	8	0	0	1	0	1	0	1	-2	
21	Kyran Jones	13:00	1-6	0-0	1-4	4	1	5	1	3	3	0	1	0	0	0	1	0	-5	
Team									2	1	3				0					
Totals			16-64	3-15	18-22	16	29	45	18	21	53	4	14	2	2	8	2	8	-27	

Shooting By Period		
1 st FG%	-25	28.6%
3PT%	1-6	16.7%
FT%	4-4	100%
2 nd FG%	-23	20.7%
3PT%	2-9	22.2%
FT%	14-18	77.8%
GM FG%	16-64	25.0%
3PT%	3-15	20.0%
FT%	18-22	81.8%

Dead Ball Rebounds: 2, 0

Technical Fouls: NONE

Kentucky - 80

Record: 0-0

NO.	Name	Min	FG		3P		FT		Rebounds			Fouls		TP	AS	TO	ST	Blocks		+/-
			M-A	M-A	M-A	OR	DR	TOT	PF	FD	BS	BA								
4	Nick Richards	F 14:34	3-3	0-0	0-1	0	5	5	0	2	6	0	1	0	1	0	1	0	21	
12	Keion Brooks Jr.	F 26:11	3-7	0-2	2-2	0	1	1	4	3	8	0	2	1	1	1	0	19		
23	EJ Montgomery	F 22:45	2-7	1-2	0-0	0	5	5	4	0	5	1	2	1	3	0	16			
0	Ashton Hagans	G 23:46	5-9	2-6	2-2	0	3	3	3	4	14	10	3	4	0	0	27			
5	Immanuel Quickley	G 23:22	5-7	3-4	3-4	0	2	2	0	3	16	1	0	0	0	1	30			
1	Nate Sestina	25:24	5-9	1-3	0-0	3	7	10	4	1	11	1	0	1	1	0	11			
2	Kahlil Whitney	22:09	0-5	0-0	0-2	0	0	0	2	1	0	0	0	0	0	1	1	9		
3	Tyrese Maxey	25:27	6-12	1-4	1-2	1	3	4	3	2	14	3	3	2	1	0	-3			
10	Johnny Juzang	16:22	1-2	1-1	3-4	0	2	2	1	2	6	0	1	0	0	0	5			
Team									2	5	7				0					
Totals			30-61	9-22	11-17	6	33	39	21	18	80	16	12	9	8	2	27			

Shooting By Period		
1 st FG%	-12	55.6%
3PT%	6-13	46.2%
FT%	7-11	63.6%
2 nd FG%	-19	44.1%
3PT%	3-9	33.3%
FT%	4-6	66.7%
GM FG%	30-61	49.2%
3PT%	9-22	40.9%
FT%	11-17	64.7%

Dead Ball Rebounds: 2, 1

Technical Fouls: NONE

	GC	UK
Biggest lead	0 (1 st 20:00)	29 (2 nd 0:39)
Best Scoring Run	12 (1 st 0:18)	12 (2 nd 11:25)
Lead Changes	0	
Times Tied	0	
Time with Lead	00:00	38:27

	GC	UK
Points from	7	16
Turnovers	24	36
Paint	12	7
Second Chance	19	19
Fast Breaks	13	31
Bench		

	Period by Period Scoring		
	1st	2nd	TOT
GC	25	28	53
UK	43	37	80



Officials: Todd Austin, Will Howard, Robert Felder

Kentucky St. - 51

Record: 0-0

NO.	Name	F	Min	FG			3P			FT			Rebounds			Fouls		TP	AS	TO	ST	Blocks		+/-
				M-A	M-A	M-A	OR	DR	TOT	PF	FD	BS	BA											
4	Damarri Moore	F	34:15	2-5	1-1	0-0	1	4	5	0	1	5	3	8	1	3	0	-21						
14	Kevin Wharton-Price	F	20:39	2-12	2-10	0-0	0	2	2	0	0	6	0	1	1	0	2	-23						
24	Jordan Little	F	18:26	0-5	0-0	0-0	0	5	5	3	0	0	0	1	1	0	-7							
5	Felix Wilson	G	23:27	0-3	0-2	2-4	0	2	2	3	2	2	3	1	0	0	-15							
20	Grant Goode	G	24:56	3-9	1-4	3-4	2	6	8	0	6	10	0	0	0	1	-17							
40	Jah Bennett		12:27	0-1	0-0	0-0	0	0	0	3	1	0	0	0	1	-11								
22	Michael Drynan		09:07	0-2	0-0	1-2	1	0	1	3	1	1	0	2	0	-14								
42	Bradlee Lewis		08:19	1-4	1-4	0-0	0	1	1	0	1	3	1	1	1	-1								
10	Orlando Fikes		10:23	2-4	2-4	2-2	0	0	0	1	1	8	1	2	1	-5								
21	Eddie Johnson-Clayton		05:45	0-1	0-1	0-0	0	2	2	0	0	0	0	1	0	-11								
11	Shaq Athie		14:10	2-4	0-0	6-8	0	3	3	0	6	10	1	2	0	-11								
1	Jalen Fisher		06:00	0-0	0-0	1-2	0	1	1	0	1	1	0	0	0	-12								
3	Josh Wilkerson		08:08	0-1	0-1	0-0	0	1	1	1	0	0	0	1	0	-9								
41	Aaron Howard		03:58	2-3	1-2	0-0	0	1	1	1	0	5	0	2	0	-3								
Team							1	0	1			0		0										
Totals				14-54	8-29	15-22	5	28	33	15	20	51	9	22	6	5	6	-32						

Shooting By Period		
1st FG%	6-27	22.2%
3PT%	3-14	21.4%
FT%	5-8	62.5%
2nd FG%	8-27	29.6%
3PT%	5-15	33.3%
FT%	10-14	71.4%
GM FG%	14-54	25.9%
3PT%	8-29	27.6%
FT%	15-22	68.2%

Dead Ball Rebounds: 5, 1

Technical Fouls::NONE

Kentucky - 83

Record: 0-0

NO.	Name	F	Min	FG			3P			FT			Rebounds			Fouls		TP	AS	TO	ST	Blocks		+/-
				M-A	M-A	M-A	OR	DR	TOT	PF	FD	BS	BA											
1	Nate Sestina	F	30:34	6-8	1-2	0-1	2	6	8	3	4	13	3	1	0	2	0	27						
2	Kahlil Whitney	F	27:25	7-13	0-2	1-1	0	5	5	2	1	15	3	3	0	3	1	27						
23	EJ Montgomery	F	25:28	4-6	0-0	0-0	1	3	4	4	1	8	1	3	1	0	11							
0	Ashton Hagans	G	25:19	3-7	0-3	1-2	1	4	5	0	2	7	9	2	3	1	23							
3	Tyrese Maxey	G	25:43	2-8	0-3	3-4	1	4	5	1	2	7	5	1	3	0	23							
5	Immanuel Quickley		19:03	5-9	2-5	3-4	0	2	2	3	2	15	3	2	0	0	6							
12	Keion Brooks Jr.		24:05	4-9	0-1	1-3	3	6	9	3	3	9	0	1	0	1	26							
10	Johnny Juzang		20:27	3-8	3-5	0-0	0	3	3	3	0	9	2	0	3	0	19							
13	Riley Welch		00:58	0-1	0-1	0-0	0	0	0	0	0	0	0	0	0	0	-1							
14	Brennan Canada		00:58	0-0	0-0	0-0	0	0	0	1	0	0	0	0	0	0	-1							
Team							1	1	2			0		0										
Totals				34-69	6-22	9-15	9	34	43	20	15	83	26	13	10	6	5	32						

Shooting By Period		
1st FG%	17-31	54.8%
3PT%	4-10	40.0%
FT%	6-9	66.7%
2nd FG%	17-38	44.7%
3PT%	2-12	16.7%
FT%	3-6	50%
GM FG%	34-69	49.3%
3PT%	6-22	27.3%
FT%	9-15	60.0%

Dead Ball Rebounds: 3, 3

Technical Fouls::NONE

	KYSt	UK
Biggest lead	0 (1st 20:00)	33 (2nd 0:57)
Best Scoring Run	12(2nd 7:07)	10(1st 1:25)
Lead Changes	0	
Times Tied	1	
Time with Lead	00:00	37:33

Points from	KYSt	UK
Turnovers	10	30
Paint	12	46
Second Chance	4	6
Fast Breaks	6	37
Bench	28	33

Period by Period Scoring			
	1st	2nd	TOT
KYSt	20	31	51
UK	44	39	83



**2019-20 UK Men's Basketball (Exh.)
#2/2 Kentucky Individual Game-by-Game (as of Nov 01, 2019)
All games**



#00 Hagans, Ashton

Opponent	Date	gs	min	Total		3-Pointers		Free throws		Rebounds				pf	a	t/o	blk	stl	pts	avg
				fg-fga	pct	3fg-fga	pct	ft-fta	pct	off	def	tot	avg							
GEORGETOWN COLLEG	10/27/19	*	24	5-9	.556	2-6	.333	2-2	1.000	0	3	3	3.0	3	10	3	0	4	14	14.0
KENTUCKY STATE	11/1/19	*	26	3-7	.429	0-3	.000	1-2	.500	1	4	5	4.0	0	9	2	1	3	7	10.5
Totals			2	8-16	.500	2-9	.222	3-4	.750	1	7	8	4.0	3	19	5	1	7	21	10.5

Games played: 2
Minutes/game: 25.0
Points/game: 10.5
FG Pct: 50.0
3FG Pct: 22.2
FT Pct: 75.0

Rebounds/game: 4.0
Assists/game: 9.5
Turnovers/game: 2.5
Assist/turnover ratio: 3.8
Steals/game: 3.5
Blocks/game: 0.5

#01 Sestina, Nate

Opponent	Date	gs	min	Total		3-Pointers		Free throws		Rebounds				pf	a	t/o	blk	stl	pts	avg
				fg-fga	pct	3fg-fga	pct	ft-fta	pct	off	def	tot	avg							
GEORGETOWN COLLEG	10/27/19		25	5-9	.556	1-3	.333	0-0	.000	3	7	10	10.0	4	1	0	1	1	11	11.0
KENTUCKY STATE	11/1/19	*	30	6-8	.750	1-2	.500	0-1	.000	2	6	8	9.0	3	3	1	2	0	13	12.0
Totals			1	11-17	.647	2-5	.400	0-1	.000	5	13	18	9.0	7	4	1	3	1	24	12.0

Games played: 2
Minutes/game: 27.5
Points/game: 12.0
FG Pct: 64.7
3FG Pct: 40.0
FT Pct: 0.0

Rebounds/game: 9.0
Assists/game: 2.0
Turnovers/game: 0.5
Assist/turnover ratio: 4.0
Steals/game: 0.5
Blocks/game: 1.5

#02 Whitney, Kahlil

Opponent	Date	gs	min	Total		3-Pointers		Free throws		Rebounds				pf	a	t/o	blk	stl	pts	avg
				fg-fga	pct	3fg-fga	pct	ft-fta	pct	off	def	tot	avg							
GEORGETOWN COLLEG	10/27/19		22	0-5	.000	0-0	.000	0-2	.000	0	0	0	0.0	2	0	0	1	0	0	0.0
KENTUCKY STATE	11/1/19	*	27	7-13	.538	0-2	.000	1-1	1.000	0	5	5	2.5	2	3	3	3	0	15	7.5
Totals			1	7-18	.389	0-2	.000	1-3	.333	0	5	5	2.5	4	3	3	4	0	15	7.5

Games played: 2
Minutes/game: 24.5
Points/game: 7.5
FG Pct: 38.9
3FG Pct: 0.0
FT Pct: 33.3

Rebounds/game: 2.5
Assists/game: 1.5
Turnovers/game: 1.5
Assist/turnover ratio: 1.0
Blocks/game: 2.0

#03 Maxey, Tyrese

Opponent	Date	gs	min	Total		3-Pointers		Free throws		Rebounds				pf	a	t/o	blk	stl	pts	avg
				fg-fga	pct	3fg-fga	pct	ft-fta	pct	off	def	tot	avg							
GEORGETOWN COLLEG	10/27/19		25	6-12	.500	1-4	.250	1-2	.500	1	3	4	4.0	3	3	3	1	2	14	14.0
KENTUCKY STATE	11/1/19	*	25	2-8	.250	0-3	.000	3-4	.750	1	4	5	4.5	1	5	1	0	3	7	10.5
Totals			1	8-20	.400	1-7	.143	4-6	.667	2	7	9	4.5	4	8	4	1	5	21	10.5

Games played: 2
Minutes/game: 25.0
Points/game: 10.5
FG Pct: 40.0
3FG Pct: 14.3
FT Pct: 66.7

Rebounds/game: 4.5
Assists/game: 4.0
Turnovers/game: 2.0
Assist/turnover ratio: 2.0
Steals/game: 2.5
Blocks/game: 0.5



2019-20 UK Men's Basketball (Exh.)
#2/2 Kentucky Individual Game-by-Game (as of Nov 01, 2019)
All games



#04 Richards, Nick

Opponent	Date	gs	min	Total		3-Pointers		Free throws		Rebounds				pf	a	t/o	blk	stl	pts	avg
				fg-fga	pct	3fg-fga	pct	ft-fta	pct	off	def	tot	avg							
GEORGETOWN COLLEG	10/27/19	*	14	3-3	1.000	0-0	.000	0-1	.000	0	5	5	5.0	0	0	1	1	0	6	6.0
Totals		1	14	3-3	1.000	0-0	.000	0-1	.000	0	5	5	5.0	0	0	1	1	0	6	6.0

Games played: 1
 Minutes/game: 14.0
 Points/game: 6.0
 FG Pct: 100.0
 FT Pct: 0.0

Rebounds/game: 5.0
 Turnovers/game: 1.0
 Blocks/game: 1.0

#05 Quickley, Immanuel

Opponent	Date	gs	min	Total		3-Pointers		Free throws		Rebounds				pf	a	t/o	blk	stl	pts	avg
				fg-fga	pct	3fg-fga	pct	ft-fta	pct	off	def	tot	avg							
GEORGETOWN COLLEG	10/27/19	*	24	5-7	.714	3-4	.750	3-4	.750	0	2	2	2.0	0	1	0	0	0	16	16.0
KENTUCKY STATE	11/1/19		19	5-9	.556	2-5	.400	3-4	.750	0	2	2	2.0	3	2	2	0	0	15	15.5
Totals		1	43	10-16	.625	5-9	.556	6-8	.750	0	4	4	2.0	3	3	2	0	0	31	15.5

Games played: 2
 Minutes/game: 21.5
 Points/game: 15.5
 FG Pct: 62.5
 3FG Pct: 55.6
 FT Pct: 75.0

Rebounds/game: 2.0
 Assists/game: 1.5
 Turnovers/game: 1.0
 Assist/turnover ratio: 1.5

#10 Juzang, Johnny

Opponent	Date	gs	min	Total		3-Pointers		Free throws		Rebounds				pf	a	t/o	blk	stl	pts	avg
				fg-fga	pct	3fg-fga	pct	ft-fta	pct	off	def	tot	avg							
GEORGETOWN COLLEG	10/27/19		17	1-2	.500	1-1	1.000	3-4	.750	0	2	2	2.0	1	0	1	0	0	6	6.0
KENTUCKY STATE	11/1/19		21	3-8	.375	3-5	.600	0-0	.000	0	3	3	2.5	3	2	0	0	3	9	7.5
Totals		0	38	4-10	.400	4-6	.667	3-4	.750	0	5	5	2.5	4	2	1	0	3	15	7.5

Games played: 2
 Minutes/game: 19.0
 Points/game: 7.5
 FG Pct: 40.0
 3FG Pct: 66.7
 FT Pct: 75.0

Rebounds/game: 2.5
 Assists/game: 1.0
 Turnovers/game: 0.5
 Assist/turnover ratio: 2.0
 Steals/game: 1.5

#12 Brooks Jr., Keion

Opponent	Date	gs	min	Total		3-Pointers		Free throws		Rebounds				pf	a	t/o	blk	stl	pts	avg
				fg-fga	pct	3fg-fga	pct	ft-fta	pct	off	def	tot	avg							
GEORGETOWN COLLEG	10/27/19	*	26	3-7	.429	0-2	.000	2-2	1.000	0	1	1	1.0	4	0	2	1	1	8	8.0
KENTUCKY STATE	11/1/19		24	4-9	.444	0-1	.000	1-3	.333	3	6	9	5.0	3	0	1	0	0	9	8.5
Totals		1	50	7-16	.438	0-3	.000	3-5	.600	3	7	10	5.0	7	0	3	1	1	17	8.5

Games played: 2
 Minutes/game: 25.0
 Points/game: 8.5
 FG Pct: 43.8
 3FG Pct: 0.0
 FT Pct: 60.0

Rebounds/game: 5.0
 Turnovers/game: 1.5
 Steals/game: 0.5
 Blocks/game: 0.5



2019-20 UK Men's Basketball (Exh.)
#2/2 Kentucky Individual Game-by-Game (as of Nov 01, 2019)
All games



#13 Welch, Riley

Opponent	Date	gs	min	Total		3-Pointers		Free throws		Rebounds				pf	a	t/o	blk	stl	pts	avg
				fg-fga	pct	3fg-fga	pct	ft-fta	pct	off	def	tot	avg							
KENTUCKY STATE	11/1/19		1	0-1	.000	0-1	.000	0-0	.000	0	0	0	0.0	0	0	0	0	0	0	0.0
Totals		0	1	0-1	.000	0-1	.000	0-0	.000	0	0	0	0.0	0	0	0	0	0	0	0.0

Games played: 1
 Minutes/game: 1.0
 FG Pct: 0.0
 3FG Pct: 0.0

#14 Canada, Brennan

Opponent	Date	gs	min	Total		3-Pointers		Free throws		Rebounds				pf	a	t/o	blk	stl	pts	avg
				fg-fga	pct	3fg-fga	pct	ft-fta	pct	off	def	tot	avg							
KENTUCKY STATE	11/1/19		1	0-0	.000	0-0	.000	0-0	.000	0	0	0	0.0	1	0	0	0	0	0	0.0
Totals		0	1	0-0	.000	0-0	.000	0-0	.000	0	0	0	0.0	1	0	0	0	0	0	0.0

Games played: 1
 Minutes/game: 1.0

#23 Montgomery, EJ

Opponent	Date	gs	min	Total		3-Pointers		Free throws		Rebounds				pf	a	t/o	blk	stl	pts	avg
				fg-fga	pct	3fg-fga	pct	ft-fta	pct	off	def	tot	avg							
GEORGETOWN COLLEG	10/27/19	*	23	2-7	.286	1-2	.500	0-0	.000	0	5	5	5.0	4	1	2	3	1	5	5.0
KENTUCKY STATE	11/1/19	*	26	4-6	.667	0-0	.000	0-0	.000	1	3	4	4.5	4	1	3	0	1	8	6.5
Totals		2	49	6-13	.462	1-2	.500	0-0	.000	1	8	9	4.5	8	2	5	3	2	13	6.5

Games played: 2
 Minutes/game: 24.5
 Points/game: 6.5
 FG Pct: 46.2
 3FG Pct: 50.0

Rebounds/game: 4.5
 Assists/game: 1.0
 Turnovers/game: 2.5
 Assist/turnover ratio: 0.4
 Steals/game: 1.0
 Blocks/game: 1.5

#TM TEAM

Opponent	Date	gs	min	Total		3-Pointers		Free throws		Rebounds				pf	a	t/o	blk	stl	pts	avg
				fg-fga	pct	3fg-fga	pct	ft-fta	pct	off	def	tot	avg							
GEORGETOWN COLLEG	10/27/19		0	0-0	.000	0-0	.000	0-0	.000	2	5	7	7.0	0	0	0	0	0	0	0.0
KENTUCKY STATE	11/1/19		0	0-0	.000	0-0	.000	0-0	.000	1	1	2	4.5	0	0	0	0	0	0	0.0
Totals		0	0	0-0	.000	0-0	.000	0-0	.000	3	6	9	4.5	0	0	0	0	0	0	0.0

Games played: 2
 Rebounds/game: 4.5