



KENTUCKY

2019-20 MEN'S BASKETBALL




8 NATIONAL CHAMPIONSHIPS | MOST WINS IN COLLEGE BASKETBALL | 48 SEC TITLES | 31 SEC TOURNAMENT CHAMPIONSHIPS | 55 ALL-AMERICANS | 129 NBA DRAFT PICKS

#3/4 LOUISVILLE (11-1) at #19/19 KENTUCKY (8-3)

Saturday, Dec. 28 • 3:45 p.m. • Rupp Arena (20,500) • Lexington, Ky.


#ULvsUK #TGT • @KentuckyMBB • @UKMBBStatsInfo

THE MATCHUP



Series Breakdown

- Overall - UK, 36-16
- Lexington - UK, 19-5
- Calipari vs. UL - 16-7
- Mack vs. UK - 0-1
- Current UK streak - W2



John Calipari	Chris Mack
Overall Record: 758-214*	Overall Record: 246-112
Record at UK: 313-74	Record at UL: 31-15
Overall Seasons: 28th	Overall Seasons: 11th
at Kentucky: 11th	at Louisville: 2nd

*on-court record

BY THE NUMBERS

2,301	All-time wins, NCAA leader
10-2	Kentucky's record vs. Louisville under Calipari
78.5	UK's free-throw %, ranked 13th in the nation
9	Wildcats have dealt with injuries this season


TALE OF THE TAPE

UK	STATISTIC	UL
74.5	Points Per Game	76.7
61.2	Opp. Points PG	58.4
37.5	Rebounds PG	40.5
15.5	Assists PG	15.3
4.3	Blocks PG	2.8
5.5	Steals PG	4.9
.464	FG Pct.	.485
.385	Opp. FG Pct.	.350
.278	3-Pt. FG Pct.	.376
.306	Opp. 3-Pt. FG Pct.	.267
.785	FT Pct.	.747

A UK WIN WOULD ...

- Put the Wildcats at 9-3 on the season
- Improve Kentucky's record to 11-2 vs. Louisville under John Calipari
- Move UK to 61-32 vs. Associated Press Top 25 opponents under John Calipari, including 12-11 vs. top-five foes
- Increase Kentucky's home winning streak to seven games
- Prevent the second three-game losing streak of the Calipari era
- Finish the 2019 calendar year with a 28-8 record
- Improve UK's record to 6-0 in Rupp Arena vs. Louisville under Calipari

LAST GAME'S STARTERS



0

ASHTON HAGANS

6-3 • 198 • GUARD • SOPHOMORE
CARTERSVILLE, GA. | NEWTON HIGH SCHOOL

Naismith Trophy, Wooden Award watch lists | Career-high 26 points vs. Utah Valley | Six or more assists in eight straight games | Leads team in scoring (13.9 points per game), assists (7.3 per game) and steal (2.1 per game)




2

KAHLIL WHITNEY

6-6 • 210 • FORWARD • FRESHMAN
CHICAGO | ROSELLE CATHOLIC HIGH SCHOOL

No. 11 overall player by RSCI | Scored in double figures in all 29 games of senior season | Julius Erving Award preseason watch list | McDonald's All American, Iverson Roundball Classic co-MVP | Averaging 5.2 points per game




3

TYRESE MAXEY

6-3 • 198 • GUARD • FRESHMAN
GARLAND, TEXAS | SOUTH GARLAND HIGH SCHOOL

Naismith, Wooden, Oscar Robertson, NABC watch lists | SEC Freshman of the Week on Nov. 11 | Scored a UK freshman debut record 26 points vs. Michigan State | Averaging 13.1 points per game | Team-high-tying 12 3-pointers




4

NICK RICHARDS

6-11 • 247 • FORWARD • JUNIOR
KINGSTON, JAMAICA | THE PATRICK SCHOOL

Averaging 11.9 points and a team-high 6.9 rebounds and 2.2 blocks per game | Shooting 68.8% | Team-high four double-doubles | Career-high seven blocks vs. Lamar | Scored in double-figures in seven games



23

EJ MONTGOMERY

6-10 • 228 • FORWARD • SOPHOMORE
FORT PIERCE, FLA. | WHEELER HIGH SCHOOL

Averaging 8.9 points, 5.9 rebounds and 1.0 blocks | Missed three games early in the season with a right ankle sprain | Career-high 25 points and nine rebounds vs. Fairleigh Dickinson | Shooting 54.1% from the field for the season

STAT LEADERS

POINTS PER GAME		
UK	Ashton Hagans	13.9
UL	Jordan Nwora	21.2
REBOUNDS PER GAME		
UK	Nick Richards	6.9
UL	Dwayne Sutton	8.7
ASSISTS PER GAME		
UK	Ashton Hagans	7.3
UL	Darius Perry	4.6
STEALS PER GAME		
UK	Ashton Hagans	2.1
UL	Jordan Nwora	1.1
3-POINTERS		
UK	Maxey/Quickley	12
UL	Ryan McMahon	31
FIELD-GOAL PERCENTAGE		
UK	Nick Richards	.688
UL	Dwayne Sutton	.591
FREE-THROW PERCENTAGE		
UK	Immanuel Quickley	.935
UL	Ryan McMahon	.944

NEED TO KNOW

Kentucky was picked to win the SEC title by the league's media members. UK owns 48 SEC regular-season titles

Ashton Hagans was a preseason All-SEC First Team pick by the league's coaches and media. EJ Montgomery and Tyrese Maxey were All-SEC Second Team

Hagans posted 11 points, three assists and three steals in last season's 71-58 victory vs. Louisville

Nick Richards ranks among the nation's leaders with a .688 field-goal percentage

Kentucky is 51-13 under Calipari in games following a loss

Hagans is averaging 16.0 points, 8.6 assists and 2.1 steals over the last eight games

Graduate transfer Nate Sestina hit a career-high-tying five 3-pointers vs. Ohio State

SCHEDULE

OCTOBER

27 2/2 -/ GEORGETOWN COLL.^A SEC W, 80-53

NOVEMBER

1 2/2 -/ KENTUCKY STATE^A SEC W, 83-51
5 2/2 1/1 vs. Michigan State¹ ESPN W, 69-62
8 2/2 -/ EASTERN KENTUCKY SEC W, 91-49
12 1/2 -/ EVANSVILLE SEC L, 67-64
18 9/10 -/ UTAH VALLEY² ESPN2 W, 82-74
22 9/10 -/ MOUNT ST. MARY'S² SEC W, 82-62
24 9/10 -/ LAMAR² SEC W, 81-56
29 9/11 -/ UAB² SEC W, 69-58

DECEMBER

7 8/10 -/ FAIRLEIGH DICKINSON SEC W, 83-52
14 8/9 -/ GEORGIA TECH ESPN W, 67-53
18 6/6 -/ vs. Utah³ ESPN2 L, 69-66
21 6/6 5/4 vs. Ohio State⁴ CBS L, 71-65
28 19/19 3/4 LOUISVILLE CBS 3:45 p.m.

JANUARY

4 -/- -/ MISSOURI* SEC 2 p.m.
7 -/- -/ at Georgia* TBD 9 p.m.
11 -/- -/ ALABAMA* ESPN Noon
15 -/- -/ at South Carolina* SEC 6:30 p.m.
18 -/- -/ at Arkansas* ESPN/2 4 p.m.
21 -/- -/ GEORGIA* TBD 7 p.m.
25 -/- -/ at Texas Tech⁵ ESPN 6 p.m.
29 -/- -/ VANDERBILT* SEC 6:30 p.m.

FEBRUARY

1 -/- -/ at Auburn* ESPN 6/8 p.m.
4 -/- -/ MISSISSIPPI STATE* ESPN/2 9 p.m.
8 -/- -/ at Tennessee* CBS 1 p.m.
11 -/- -/ at Vanderbilt* TBD 7 p.m.
15 -/- -/ OLE MISS* TBD 2 p.m.
18 -/- -/ at LSU* ESPN/2 9 p.m.
22 -/- -/ FLORIDA* ESPN/2 6/8 p.m.
25 -/- -/ at Texas A&M* TBD 7 p.m.
29 -/- -/ AUBURN* CBS 3:45 p.m.

MARCH

3 -/- -/ TENNESSEE* ESPN/2 9 p.m.
7 -/- -/ at Florida* CBS 1 p.m.

All times Eastern | *SEC conference game | HOME GAMES IN CAPS | ^AExhibition
¹State Farm Champions Classic (New York | Madison Square Garden)
²BBN Showcase (Rupp Arena | Lexington, Ky.)
³Neon Hoops Showcase (T-Mobile Arena | Las Vegas)
⁴CBS Sports Classic (T-Mobile Arena | Las Vegas)
⁵Big 12/SEC Challenge (United Supermarkets Arena | Lubbock, Texas)
⁶SEC Tournament (Bridgestone Arena | Nashville, Tenn.)

BROADCAST INFO

TV: CBS

Play-by play: Brad Nessler
Analyst: Bill Raftery



RADIO: UK SPORTS NETWORK

Play-by play: Tom Leach
Analyst: Mike Pratt



SATELLITE RADIO

Sirus: 136
XM: 191
Internet: 962



TV CHART



0 ASHTON HAGANS
Sophomore | Guard
 6-3 | 198
 Cartersville, Ga.
 Newton
 @H23Ash
 @ashton.hagans



1 NATE SESTINA
Graduate | Forward
 6-9 | 234
 Emporium, Pa.
 Bucknell University
 @NateSestina23
 @natesestina4



2 KAHLIL WHITNEY
Freshman | Forward
 6-6 | 210
 Chicago
 Roselle Catholic
 @KahlilWhitney
 @kahlilwhitney



3 TYRESE MAXEY
Freshman | Guard
 6-3 | 198
 Garland, Texas
 South Garland
 @TyreseMaxey
 @tyresemaxey




4 NICK RICHARDS
Junior | Forward
 6-11 | 247
 Kingston, Jamaica
 The Patrick School
 @iamnickrichards
 @nickrichards_
 @nicholas.p.richards



5 IMMANUEL QUICKLEY
Sophomore | Guard
 6-3 | 188
 Havre de Grace, Md.
 The John Carroll School
 @IQ_GodSon
 @immanuelquickley_
 @immanuelquickley5



10 JOHNNY JUZANG
Freshman | Guard
 6-6 | 214
 Los Angeles
 Harvard-Westlake
 @JohnnyJuzang
 @jsilk5



11 DONTAE ALLEN
Freshman | Guard
 6-6 | 200
 Falmouth, Ky.
 Pendleton County
 @dontaieallen11
 @dontaieallen11
 @tay.allen3139



12 KEION BROOKS JR.
Freshman | Forward
 6-7 | 205
 Fort Wayne, Ind.
 La Lumiere School
 @KeionB_12
 @klbj.xii



13 RILEY WELCH
Junior | Guard
 6-0 | 185
 Littleton, Colo.
 College of the Desert
 @Riley_Welch
 @riley_welch
 @Riley.Welch.UK



14 BRENNAN CANADA
Freshman | Forward
 6-6 | 198
 Mount Sterling, Ky.
 George Rogers Clark
 @brennanc14
 @brennanc14



21 ZAN PAYNE
R-Freshman | G/F
 6-4 | 235
 Lexington, Ky.
 Lexington Catholic
 @young_payne2321
 @alexander.payne23



23 EJ MONTGOMERY
Sophomore | Forward
 6-10 | 228
 Fort Pierce, Fla.
 Wheeler
 @ejmontgomery23
 @_mont23



33 BEN JORDAN
Sophomore | Forward
 6-9 | 250
 Olive Hill, Ky.
 West Carter
 @ben3jordan
 @ben3jordan3



JOHN CALIPARI
Head Coach
 11th Season
 @UKCoachCalipari
 @UKCoachCalipari
 @UKCoachCalipari



KENNY PAYNE
Assoc. Head Coach
 10th season at UK
 Sixth season as associate HC



TONY BARBEE
Assistant Coach
 Sixth season at UK
 Fifth season as assistant
 @CoachTonyBarbee



JOEL JUSTUS
Assistant Coach
 Sixth season at UK
 Fourth season as assistant
 @UKCoachJustus
 @UKCoachJustus



JOHN ROBIC
Special Assistant
 11th season at UK
 Fourth season as special asst.

Pronunciation Guide

DONTAIE Allen	(DON-tay)
KEION Brooks Jr.	(KEY-on)
John CALIPARI	(cal-uh-PEAR-ee)
Ashton HAGANS	(HAY-gens)
Johnny JUZANG	(JEW-zang)
Nate SESTINA	(ses-TINA)
KAHLIL Whitney	(kuh-LIL)

Alphabetical Roster						
NO.	NAME	POS.	HT.	WT.	CL.	HOMETOWN (PREVIOUS SCHOOL)
11	Dontaie Allen	G	6-6	200	Fr.	Falmouth, Ky. (Pendleton County)
12	Keion Brooks Jr.	F	6-7	205	Fr.	Fort Wayne, Ind. (La Lumiere)
14	Brennan Canada	F	6-6	198	Fr.	Mount Sterling, Ky. (George Rogers Clark)
0	Ashton Hagans	G	6-3	198	So.	Cartersville, Ga. (Newton)
33	Ben Jordan	F	6-9	250	R-So.	Olive Hilly, Ky. (West Carter)
10	Johnny Juzang	G	6-6	214	Fr.	Los Angeles (Harvard-Westlake)
3	Tyrese Maxey	G	6-3	198	Fr.	Garland, Texas (South Garland)
23	EJ Montgomery	F	6-10	228	So.	Fort Pierce, Fla. (Wheeler)
21	Zan Payne	G/F	6-4	235	R-Fr.	Lexington, Ky. (Lexington Catholic)
5	Immanuel Quickley	G	6-3	188	So.	Havre de Grace, Md. (The John Carroll School)
4	Nick Richards	F	6-11	247	Jr.	Kingston, Jamaica (The Patrick School)
1	Nate Sestina	F	6-9	234	Gr.	Emporium, Pa. (Bucknell University)
13	Riley Welch	G	6-0	185	Jr.	Littleton, Colo. (College of the Desert)
2	Kahlil Whitney	F	6-6	210	Fr.	Chicago (Roselle Catholic)

On the Bench

Head Coach: John Calipari (Clarion, 1982)
Associate Head Coach: Kenny Payne (Louisville, 2003)
Assistant Coaches: Tony Barbee (UMass, 1993)
 Joel Justus (UNC Wilmington, 2004)
Special Asst. to the Head Coach: John Robic (Denison, 1986)
Assoc. AD/Basketball Operations: Chris Woolard (UCLA, 1997)
Director of Basketball Admin.: Will Barton (Kentucky, 2013)
Strength Coach: Robert Harris (Kentucky State, 2009)
Athletic Trainer: Geoffrey Staton (North Carolina, 2007)
Equipment Manager: Mark Evans (Kentucky, 2013)
Recruiting Analyst: Brady Kennedy (Kentucky, 2016)



POLLS, STATS, MEDIA INFO

Weekly Media Schedule

all times ET unless indicated otherwise

27 Fri.

Media opportunity: 1 p.m. ET
Calipari | Players

Practice: 11 a.m.
Closed to the media

28 Sat.

vs. Louisville | 3:45 p.m. ET
CBS

29 Sun.

Practice: 10 a.m.

No media availability

30 Mon.

Practice: 10 a.m.

Practice: 5 p.m.

No media availability

31 Tue.

Practice: 10 a.m.

Practice: 5 p.m.

No media availability

1 Wed.

Happy New Year!

Player off day

No practice

No media availability

2 Thu.

Practice: 10 a.m.

Practice: 5 p.m.

Closed to the media

Communications & PR Staff



Eric Lindsey

Director

Cell - 859.619.0944

Email - eric.lindsey@uky.edu



Deb Moore

Associate Director

Cell - 859.559.5781

Email - deb.moore@uky.edu

Media Information

CREDENTIAL REQUESTS

Requests for single-game credentials should be made as far in advance as possible and no later than five days prior to game day online at sportssystem.com/Kentucky.

CREDENTIAL CRITERIA

The University of Kentucky's decision to issue credentials to a media outlet for the purposes of covering a UK basketball home or away event is determined by a variety of factors. They include the following:

- Amount of coverage given to Kentucky throughout the season
- Intention/ability to cover all 22 sports at Kentucky
- Distribution/size of publication: free, subscription, sale on newsstands, website traffic, etc.
- Radio or TV station program format and size of audience
- Length of existence of the publication, amount of original copy generated, number of full-time employees of the publication and the journalistic experience of the reporter(s)
- Attendance at Kentucky media sessions, including Olympic sport opportunities
- Space availability
- Professionalism, which includes but is not limited to conduct at games, press conferences, practices, on social media, etc.

The University of Kentucky has the right to revoke credentials under its own discretion.

INTERVIEW POLICIES-GENERAL

All interviews with University of Kentucky basketball players or staff members must be arranged through the Communications and public relations office. Media should never contact a player or coach directly.

The Wildcat Coal Lodge, dormitories, team locker rooms and other team quarters are private team areas. Media members are not permitted in these areas unless accompanied by appropriate university personnel.

PRACTICE/PRESS CONFERENCES

Other than announced exceptions, UK basketball practices are closed to the media. UK will accept requests to attend practice. All requests must be made by 10 a.m. the day before the practice. In cases in which practices are open to the media, no cell phones are allowed in the practice facility.

Player interviews are conducted prior to practices the day before a game and will be available to all UK media in the Joe Craft Center lower-level lobby. UK will accept requests for player interviews, but they must be submitted 24 hours prior to the scheduled availability.

Coach John Calipari or an assistant coach will meet with members of the media immediately following player interviews in the lower level lobby of the Joe Craft Center.

Gameday shoot-arounds are closed to the media.

TELEPHONE PLAYER INTERVIEWS

Telephone interviews are available to the media on a call-back basis. Individual player and coach telephone numbers will not be given to members of the media.

Players are instructed not to conduct interviews when contacted directly by telephone. The communications and public relations office will arrange for telephone interviews at a time most convenient for the student-athlete.

Other special requests are handled on a case-by-case basis.

POSTGAME INTERVIEWS

Following each game, there is a cooling-off period, during which time the players shower and dress. Approximately 10 minutes after the game ends, Coach Calipari conducts his postgame press conference while a player is taken to the UK Sports Network.

Following Coach Calipari's press conference and the cooling-off period, selected UK players are brought to the media interview room.

The Polls

Associated Press Top 25 Dec. 23

1. Gonzaga (54)
2. Ohio State (9)
3. Louisville (1)
4. Duke (1)
5. Kansas
6. Oregon
7. Baylor
8. Auburn
9. Memphis
10. Villanova
11. Michigan
12. Butler
13. Maryland
14. Michigan State
15. San Diego State
16. Virginia
17. Florida State
18. Dayton
19. Kentucky
20. Penn State
21. Washington
22. West Virginia
23. Texas Tech
24. Arizona
25. Iowa

Receiving Votes: Wichita State, Colorado, Xavier, DePaul, Indiana, Liberty, Utah State, Saint Mary's, Marquette, Tennessee, Northern Iowa, Creighton, Purdue, Georgetown, Stanford, BYU, St. John's, Virginia Tech, Seton Hall, East Tennessee State

USA Today Coaches Poll Dec. 23

1. Gonzaga (23)
2. Ohio State (7)
3. Duke
4. Louisville (2)
5. Kansas
6. Baylor
7. Oregon
8. Auburn
9. Villanova
10. Memphis
11. Butler
12. Maryland
13. Virginia
14. San Diego State
15. Michigan
16. Michigan State
17. Florida State
18. Dayton
19. Kentucky
20. Washington
21. Penn State
22. Texas Tech
23. West Virginia
24. Arizona
25. Wichita State

Receiving Votes: Iowa, Colorado, Seton Hall, Xavier, Tennessee, Utah State, Purdue, Northern Iowa, Marquette, Stanford, Creighton, Indiana, Saint Mary's, North Carolina, DePaul, VCU, Liberty, Arkansas, Oklahoma

UK in the Rankings

Team Rankings (through Dec. 21)

Category	Stat	SEC [NCAA]
Scoring	74.5	7th [126th]
Scoring Defense	61.2	4th [32nd]
Scoring Margin	+13.3	3rd [37th]
Free-Throw %	.785	1st [13th]
Field-Goal %	.464	4th [73rd]
Field-Goal % Def.	.385	5th [37th]
3-Point FG %	.278	12th [326th]
3-Point FG % Def.	.306	7th [87th]
Rebounds Per Game	37.5	17th [131st]
Opponent Rebs. Per Game	30.3	2nd
Rebounding Margin	+7.2	2nd [32nd]
Blocks Per Game	4.3	18th [66th]
Assists Per Game	15.5	3rd [62nd]
Steals Per Game	5.5	14th [289th]
Turnover Margin	+1.2	7th [145th]
Assist-to-TO Ratio	1.2	1st [39th]
Off. Rebs. Per Game	9.7	12th [221st]
Def. Rebs. Per Game	27.7	4th [80th]
Def. Rebound %	.764	1st
Off. Rebound %	.309	7th
3-Point FG Per Game	4.5	14th [345th]

Individual Rankings

Category/Player	Stat	SEC [NCAA]
Assists Per Game/Hagans	7.3	1st [6th]
Assist-to-TO Ratio/Hagans	2.2	2nd [58th]
Blocks Per Game/Richards	2.3	3rd [37th]
Double-Doubles/Richards	4	T3rd [T53rd]
Free-Throw %/Quickley	.935	1st [8th]
Free-Throw %/Hagans	.852	5th [86th]
Free-Throw %/Maxey	.833	8th [120th]
Minutes Per Game/Maxey	32.2	T13th
Minutes Per Game/Hagans	31.3	T16th
Points Per Game/Hagans	13.9	17th
Points Per Game/Maxey	13.1	T20th
Rebounds Per Game/Richards	6.9	8th [230th]
Steals Per Game/Hagans	2.1	3rd [44th]

SEC Standings (through Dec. 24)

Team	SEC Record	Overall Record	Games Back
Auburn	0-0 (.000)	11-0 (1.000)	-
Arkansas	0-0 (.000)	10-1 (.909)	-
Georgia	0-0 (.000)	8-3 (.727)	-
Kentucky	0-0 (.000)	8-3 (.727)	-
Mississippi State	0-0 (.000)	8-3 (.727)	-
Ole Miss	0-0 (.000)	8-3 (.727)	-
Tennessee	0-0 (.000)	8-3 (.727)	-
South Carolina	0-0 (.000)	8-4 (.667)	-
Florida	0-0 (.000)	7-4 (.636)	-
LSU	0-0 (.000)	7-4 (.636)	-
Missouri	0-0 (.000)	7-4 (.636)	-
Vanderbilt	0-0 (.000)	7-4 (.636)	-
Alabama	0-0 (.000)	6-5 (.545)	-
Texas A&M	0-0 (.000)	5-5 (.500)	-

Upcoming in the SEC

Dec. 28-30

Contest	Time	TV Network
Saturday, Dec. 28		
Long Beach State at Florida	Noon	SEC Network
Wisconsin at Tennessee	1:30 p.m.	CBS
Louisville at Kentucky	3:45 p.m.	CBS
Sunday, Dec. 29		
Liberty at LSU	1:30 p.m.	SEC Network
Lipscomb at Auburn	4 p.m.	SEC Network
Tennessee Tech at Ole Miss	4 p.m.	SEC Network+
Arkansas at Indiana	6 p.m.	Big Ten Net.
Richmond at Alabama	6:30 p.m.	SEC Network
Monday, Dec. 30		
Stetson at South Carolina	3 p.m.	SEC Network+
Georgia at Austin Peay	7 p.m.	SEC Network+
Kent State at Mississippi State	8 p.m.	SEC Network+
Chicago State at Missouri	8 p.m.	SEC Network+
Texas Southern at Texas A&M	8 p.m.	SEC Network+
Davidson at Vanderbilt	8 p.m.	SEC Network+



NOTES

Honoring the Cats

Ashton Hagans

- Lute Olson Award watch list
- Wooden Preseason Top 50
- Naismith Trophy preseason watch list
- Preseason All-SEC First Team (media/coaches)
- Bob Cousy Award preseason watch list

Tyrese Maxey

- USBWA Oscar Robertson Trophy watch list
- SEC Freshman of the Week (Nov. 11)
- Wooden Preseason Top 50
- NABC Division I Player of the Year preseason watch list
- Naismith Trophy preseason watch list
- AP Preseason All-America Honorable Mention
- NBC Sports Preseason All-America Third Team
- Preseason NCAA March Madness Player of the Year candidate
- Preseason All-SEC Second Team (media/coaches)
- Jerry West Award preseason watch list

EJ Montgomery

- Preseason All-SEC Second Team (media/coaches)
- Karl Malone Award preseason watch list

Immanuel Quickley

- Preseason NCAA March Madness "Glue Guy"

Kahlil Whitney

- Julius Erving Award preseason watch list

Sestina Catches Fire, but Ohio State Outlasts Wildcats in Vegas

LAS VEGAS — D.J. Carton had 13 points, Kaleb Wesson added 12 before fouling out and No. 5 Ohio State outlasted No. 6/6 Kentucky 71-65 in the CBS Sports Classic last week.

The Buckeyes (11-1) played with Duane Washington Jr., their second-leading scorer, limited to eight minutes due to a rib injury and had a hard time shaking the Wildcats in a physical game.

Kentucky (8-3) kept Ohio State within reach despite a poor-shooting second half before the Buckeyes stretched the lead to seven with 1:17 left. The Buckeyes made four straight free throws in the final 18 seconds to prevent Kentucky from mounting a comeback.

Nate Sestina scored 17 and hit a career-high-tying five 3-pointers, and Tyrese Maxey added 15 points for the Wildcats.

"We fought," UK head coach John Calipari said. "We tried. Thank God we had Nate. I think we put ourselves in a position where we had a chance to win. We just wouldn't pass the ball. We're still, we're opening up the courts to drive people because everybody will collapse and they did collapse and we tried to shoot it anyway. ... We came down three straight times with guys wide open and shot it into a guy 6-10. We're still learning. But if this is who we are, we'll be fine."

Kentucky has struggled at times with its shooting and had a hard time finding the perimeter mark in the first half -- except for Sestina. The graduate transfer from Bucknell matched his season total in the first half by going 3 for 6 from 3 while his teammates went a combined 0 for 7.

"I'm not spending much time on it," Calipari said. "We're just taking a lot of shots and we chart every shot. And at some point you say, 'Fall back on your training. You made 60 in five minutes. You made 67 in five minutes. You can't make them when you're wide open?' But I think I got a good shooting team. Thank goodness for Nate today."

Young had 10 points to give Ohio State a 37-36 halftime lead.

Sestina, who just returned from a left wrist fracture, hit a couple of early 3s in the second half, but the rest of the Wildcats continued to clank, going four minutes without a field goal.

"Just coming back for my first game after an injury I was a little hesitant, didn't want to put my hand out there, put it in passing lanes, go up with two to rebound," Sestina said. "And I talked to the coaching staff and they were just like, 'Listen, you need to just forget about it. Forget about the injury.' Talking with our trainer Geoff (Staton), he kind of said the same thing, just go out and play and don't think about it. And I tried to do that today, diving on the floor, not thinking about it."

But, just as it did against Utah, Kentucky found a way to keep it close, rallying from seven down to pull within 55-54 with 6 1/2 minutes left. Ohio State made a late push to go up seven and hit enough shots and free throws down the stretch to keep Kentucky at bay.

"These dudes are fighting and this is the process we go through every year," Calipari said. "When they figure it out--if I don't fight, I'm not making it. If I'm not a dog, if I'm not -- you don't make it. And it's not about exchanging basket, let me get more shots. No."

Said Sestina: "It kind of shows where we are right now. I think from the beginning of the year until now we have really improved our toughness. You saw guys getting chippy. Guys were bumping guys around, diving on the floor, guys stepping up, blocking shots. Like I said before, like this is a big toughness game for us, and I mean I don't really remember the score but I think we were starting to click and we're like two or three possessions away from really getting this thing going."

Of note ...

- The Wildcats fell to 4-2 all-time in games in Las Vegas
- Ohio State won the rebounding 33-25. UK is 7-0 this season when winning the rebounding, 1-3 when losing or tying the boardwork
- UK had 17 assists. The Wildcats have given out at least 14 assists in each of the last seven games
- Sestina's 17 points was a season high and his five 3-pointers matched a career high
- Hagans had 14 points and nine assists. He has had at least six assists in eight straight games, the best such streak since Tyler Ulis posted at least six in nine straight games from Feb. 9, 2016, to March 5, 2016
- Tyrese Maxey added 15 points and led the Wildcats with six rebounds

The Best Rivalry in College Basketball

With all due respect to all other rivalries, fans of Kentucky and Louisville will tell you the UK-Louisville game is the best rivalry in all of sports. Given the tradition, there is a strong argument.

Separated by a mere 80 miles, the two schools are the bluebloods of the Bluegrass State. They have combined for more than 4,000 wins, 11 on-court national championships and 27 Final Fours, including a combined six since 2011. Countless All-Americans have put on uniforms for the two schools.

UK owns an all-time record of 36-16 against the Cards, including a 10-2 mark since John Calipari took over the reins. Kentucky has not lost to the Cardinals at home since Calipari became the head coach.

Two of UK's victories were when the stakes were at their highest in the NCAA Tournament. The first was in the 2012 Final Four in which Kentucky went on to win the national title. The second was in 2014 in the Sweet 16, as the Wildcats went on to the Final Four again.

Only three times -- all UK victories -- in those 12 games since Calipari took over has the game been decided by more than 10 points.

The two schools had a 24-year gap without a game following the 1959 meeting before the "Dream Game" revived the series in 1983. The two schools have played each other every year since.

The highest-scoring game came in 1991 when UK won 103-89. Prior to Louisville's win in 2016, Kentucky's four-game winning streak in the series was the longest since UK won five straight from 1916-51.

As is often the case in most games, the team that has won the battle of the shooting percentages has won 10 of the 12 games in the series under Calipari.

In last season's game vs. Louisville -- a 71-58 victory for the Wildcats -- Ashton Hagans recorded 11 points to go along with three steals and three assists. Immanuel Quickley played 18 minutes and contributed two points, two assists and two steals, and EJ Montgomery posted two points and two rebounds in 10 minutes.

Blue-and-Red Connections

In a rivalry that divides houses in the Commonwealth of Kentucky, it should come of little surprise that the rivalry features connections on both sides.

Louisville Athletic Director Vince Tyra and Kentucky associate head coach Kenny Payne know the history of the Kentucky-Louisville rivalry better than most people. They're two of the teams most important figures and they've been on both sides of this historic rivalry.

Payne is in his 10th season as a coach with Kentucky but was a letterman for the Cardinals from 1985-89. He scored 1,083 career points and was a freshman on the 1986 NCAA championship team. Payne averaged 14.5 points, 5.7 rebounds and shot 50.8% from the field as a senior.

Tyra was a four-year letterwinner and two-time captain for the Wildcats baseball team from 1985-88. He started 37 games for UK during his career and started 37 career games on the mound.

Best in the Bluegrass

Kentucky defeated the first of two in-state foes it will welcome to Rupp Arena in 2019-20 vs. Eastern Kentucky.

UK has dominated teams in the state under John Calipari. Kentucky is 18-2 against in-state foes with Calipari at the helm.



2019-20 Lead-Deficit Comparison

Opponent	Biggest Lead	Biggest Deficit	Biggest Run	Changes	Ties	Led	Trailed	Result
GC (Exh)	29 (2nd)	N/A	12-0	0	0	38:27	0:00	W, 80-53
KSU (Exh)	33 (2nd)	N/A	10-0	0	1	37:33	0:00	W, 83-51
vs. Michigan St.	13 (2nd)	2 (1st)	9-0	3	4	36:55	0:38	W, 69-62
EKU	44 (2nd)	N/A	14-0	0	0	38:49	0:00	W, 91-49
EVANSVILLE	3 (1st)	8 (1st)	7-0	7	5	5:44	29:34	L, 67-64
UTAH VALLEY	16 (2nd)	2 (1st)	7-0	5	5	34:36	1:23	W, 82-74
MOUNT ST. MARY'S	25 (2nd)	3 (1st)	10-0	4	1	37:51	1:58	W, 82-62
LAMAR	27 (2nd)	N/A	20-0	0	1	38:32	0:00	W, 81-56
UAB	20 (2nd)	3 (1st)	9-0	2	1	35:44	2:21	W, 69-58
FDU	34 (2nd)	2 (1st)	17-0	1	2	37:44	1:01	W, 83-52
GEORGIA TECH	16 (2nd)	5 (1st)	10-0	4	3	31:03	6:56	W, 67-53
vs. Utah	2 (1st)	17 (2nd)	8-0	1	2	0:08	37:42	L, 69-66
vs. Ohio State	4 (1st)	8 (2nd)	5-0	4	5	3:29	33:23	L, 71-65
LOUISVILLE								
MISSOURI								
at Georgia								
ALABAMA								
at S. Carolina								
at Arkansas								
GEORGIA								
at Texas Tech								
VANDERBILT								
at Auburn								
MISSISSIPPI ST.								
at Tennessee								
at Vanderbilt								
OLE MISS								
at LSU								
FLORIDA								
at Texas A&M								
AUBURN								
TENNESSEE								
at Florida								
BIGGEST/MOST	44	8	20-0	7	5	38:49	37:42	
TOTALS						300:35	114:56	

The overall mark also includes a 10-2 record vs. Louisville. Two of the victories over the Cardinals were in postseason play. UK's four-game winning streak was snapped in 2016-17 but the Wildcats have won all five meetings played in Rupp Arena, including a 29-point blowout in 2017-18, the third-biggest margin of victory in the history of the series. Louisville's two wins are by a combined six points.

Here's a list of the meetings between the state's two premier programs since Calipari took over at UK:

- Jan. 2, 2010 - UK won 71-62 at Rupp Arena
- Dec. 31, 2010 - UK won 78-63 at the KFC Yum! Center
- Dec. 31, 2011 - UK won 69-62 at Rupp Arena
- March 31, 2012 - UK won 69-61 at the Superdome (NCAA Final Four in New Orleans)
- Dec. 29, 2012 - Louisville won 80-77 at the KFC Yum! Center
- Dec. 28, 2013 - UK won 73-66 at Rupp Arena
- March 28, 2014 - UK won 74-69 at Lucas Oil Stadium (NCAA Sweet 16 in Indianapolis)
- Dec. 27, 2014 - UK won 58-50 at the KFC Yum! Center
- Dec. 26, 2015 - UK won 75-73 at Rupp Arena
- Dec. 21, 2016 - Louisville won 73-70 at the KFC Yum! Center
- Dec. 29, 2017 - UK won 90-61 at Rupp Arena
- Dec. 29, 2018 - UK won 71-58 at the KFC Yum! Center

Calipari Named Coach of the Decade

Underscored by more victories than any other coach or program over the last 10 seasons, more Final Four appearances, a record number of NBA Draft picks, and the 2012 national championship, John Calipari was named the College Basketball Coach of the Decade by Sporting News on Monday.

In a piece penned by national writer Mike DeCourcy, Sporting News credits Calipari for changing the college basketball landscape. Detailing Calipari's success – what DeCourcy described as a "college basketball revolution" – DeCourcy wrote that "no one defined the 2010s in the same way as Calipari ... nor achieved the same degree of consistent success."

In an era where players can enter the NBA Draft at 19 years of age, Calipari has masterfully balanced the priority of players' long-term professional dreams with individual and team development, leading to on-court success that no other program has matched over the last decade.

"I knew we were going to make the program — and I said it at the press conference — it was going to be a players-first program," Calipari told Sporting News. "We were going to make decisions based on them and their needs. And it's not just about the name on the front. It'll be about the name on the back. That's how we're going to do this."

The distinction by Sporting News is hard to argue. One only needs to look at the numbers.

Now in his 11th season in 2019-20, Calipari owns more wins, more NCAA Tournament victories, more Final Four appearances, more Elite Eight berths and more Sweet 16 showings than any other coach since arriving at Kentucky.

With a 313-74 record at UK through last week's game vs. Ohio State, he trails only the Baron of the Bluegrass, Adolph Rupp, in total wins as the head coach of the Wildcats. His winning percentage of .809 at Kentucky is only fractions behind Rupp's pace through his first 387 games at UK, and he surpassed Rupp during the Wildcats' 2019 Elite Eight run for the most NCAA Tournament victories (31) as Kentucky's head coach. When he reached the 300-win mark at UK last season, he became the fourth-fastest coach to 300 wins in one program in NCAA history.

The Naismith Memorial Basketball Hall of Famer (first ballot) led Kentucky to a national championship and four Final Fours (2011, '12, '14 and '15) in a five-season span, just the third coach (John Wooden and Mike Krzyzewski) in the history of college basketball to accomplish such a feat.

In addition to UK's total wins under Calipari and its NCAA Tournament success, Calipari's Kentucky teams have captured five regular-season Southeastern Conference championships and six SEC Tournament titles since 2010. They've won 30 games in five of the 10 seasons.

Bounce Back

Kentucky doesn't lose very often during the John Calipari era, but when the Wildcats do, they almost always bounce back and its extremely rare for the Wildcats to drop more than one in a row. UK is 51-13 under Calipari following a loss (record does not count end-of-season losses) following consecutive losses to Utah and No. 5 Ohio State in Las Vegas last week.

It marked just the 13th time the Cats have lost consecutive games during the Calipari era and the most recent since dropping four in a row from Feb. 3-14, 2018. That stretch was the first four-game losing streak under Calipari and the only time Kentucky has lost more than two games in a row under Calipari.



NOTES

Previously, the last time UK lost four games in a row was in February 2009, when the Wildcats dropped four straight games to end the regular season. It was the first time Calipari had lost four straight since the end of the 2004-05 season at Memphis.

UK has never lost back-to-back home games under Calipari.

Big-Game Cal, Cats

John Calipari's teams aren't just good against the best teams in the country, they're great. Not only does Kentucky own a 60-32 record (.652) vs. Associated Press Top 25 teams under John Calipari, UK is 7-4 when both teams are ranked in the AP top five following the win over No. 1 Michigan State.

All-time, Calipari is 13-8 when both teams are ranked in the AP top five. When both teams are ranked in the AP Top 25, Calipari's all-time record is 83-55, including a 52-28 mark at Kentucky. When both are ranked in the top 10 he has a 27-19 record, including 16-12 at UK.

Last season, Kentucky answered the bell of big-time showdowns after an early season lesson vs. Duke. UK was 7-5 vs. AP Top 25 teams, including three victories over top-10 foes. UK is 1-1 in such games thus far this season.

By defeating the top-ranked Spartans, UK knocked off the No. 1 team in consecutive seasons for the first time in school history. Last season, Kentucky downed Tennessee on Feb. 19. With the win over MSU, the Wildcats now have nine victories over the No. 1 team in 25 tries.

Calipari improved to 6-4 vs. the No. 1 team in his career with the win vs. Michigan State, including 3-2 at Kentucky. According to ESPN, Calipari is the only coach with a winning (.600) percentage against No. 1 ranked teams with a minimum of 10 games faced against the No. 1.

Camp Cal Begins

Class is still in session.

No, the players are not in school during this time of the season for the holiday break but learning and development is at its peak right now for the Wildcats during what John Calipari likes to call "Camp Cal."

During this time period, when there are no restrictions on practice hours and the Wildcats are free of any academic responsibilities, the Wildcats often practice two times a day and sometimes even three if one includes a workout session with strength and conditioning coach Rob Harris. With no responsibilities outside practice, Calipari likes the team to be together focusing on basketball for much of the break as possible.

In between practices, Calipari will sometimes have the players over to his house to eat and rest. In the evenings, the team will go out together to eat almost every night. The team will basically eat, sleep and drink basketball during this time of the season, and it's often when Calipari's teams improve the most.

The proof is in the numbers. As successful as Calipari's teams have in the nonconference portion of their schedule this year, it's the conference season where his teams really take off. UK has won five regular-season Southeastern Conference titles in 10 seasons under Calipari and another six SEC Tournament championships.

Break for the Holidays

Although Camp Cal is in session, the players got some time off the holidays following the Ohio State game.

Immediately following Saturday's game, players caught flights and rides home to be with their families through the Christmas holiday.

They had the 22nd, 23rd and 24th off before returning Wednesday to begin preparing for the Louisville game.

Dynamic Hagans Stuffing the Stat Sheet

Ashton Hagans certainly has the confidence of his head coach in year two as Kentucky's starting point guard.

"We could say there are better point guards in the country, but you got to tell me who

you're talking about," John Calipari said after the UAB game.

With the way Hagans is playing this season, there are few rebuttals.

Hagans has been the consummate point guard in his sophomore season, doing a little bit of everything to affect the game. He is averaging 13.9 points, 7.3 assists, 3.8 rebounds and 2.1 steals per game while grabbing the leadership reins of a talented but once again young team. He's one of only four players in the nation averaging at least 13.0 points, 7.0 assists, 3.5 rebounds and 2.0 rebounds.

The Cartersville, Georgia, native has boasted double-figure scoring in nine of 11 games, including a career-high 26-point performance in the win over Utah Valley. He's dished out three or more assists in all 11 games and has five or more in nine of the last 10, including a career-high-tying 12 vs. UAB. His current streak of eight games with five or more assists is the best run by a Wildcat since Tyler Ullis dished out five or more assists in 24 straight games from Dec. 26, 2015, to March 17, 2016.

For the season, he's averaging 7.3 assists per game which ranks sixth in the country and tops in the league as of Dec. 21. With 20 regular-season games remaining at his current-assist rate, Hagans is on pace for 226 assists which would be 20 shy of Ullis' single-season record of 246 set in 2015-16.

Over the last seven games, Hagans is averaging 14.6 points, 9.0 assists, 3.7 rebounds and 53.4% shooting. With 80 assists and 36 turnovers for the season, his 2.2 assist-to-turnover ratio has vaulted him to second in the conference (through games on Dec. 18).

Hagans nearly had a triple-double against Mount St. Mary's with 16 points, seven assists and a career-high-tying seven rebounds, and he followed that vs. Lamar with 15 points, nine assists and a career-high three 3-pointers. He posted the second double-double of his career and first this season with 11 points and 11 assists vs. Fairleigh Dickinson. He again narrowly missed on a triple-double with 21 points, seven assists and seven boards against Georgia Tech.

The reigning Southeastern Conference Defensive Player of the Year remains UK's best on-ball defender with a team-high 23 steals.

Where he's made the biggest improvement: reading the defense, taking what he can get and getting to the free-throw line. He's drained 52 of 61 on the season, good for an 85.2% clip. He had a stretch of 23 straight makes until missing a par vs. UAB. Hagans was 12 of 12 from the line against Utah Valley, becoming the first Wildcat to make at least 12 perfectly since Jodie Meeks, who was 14 of 14 at Tennessee on Jan. 13, 2009 (his UK single-game record 54-point night).

Wildcats Banged Up

Kentucky's depth has been tested by a number of injuries this season. Nine Wildcats this season have dealt with injuries or are still rehabbing old ones.

The Wildcats had only nine full-time basketball scholarship players available in four games this season. Against Utah Valley, with EJ Montgomery (right ankle) and Immanuel Quickley (chest) out, just seven full-time basketball scholarship players were available. That included Ashton Hagans, who was dealing with right leg soreness.

Kentucky is as healthy as it's been all season long. With Sestina returning to the court in just three weeks time and Dontae Allen and Zan Payne appearing in practice recently, the Wildcats are finally nearing full strength.

- Dontae Allen (left knee) - return: undetermined | Torn ACL from his senior season of high school; participated in strength and conditioning programs over the summer and continues to progress with rehabilitation program, including participating in his first practice last week
- Ashton Hagans (lower right leg) - available | Dealt with a lower right leg injury early in the season but has not missed a game
- Ben Jordan (head injury) - available | Sustained a head injury in practice and was unavailable for the Fairleigh Dickinson game
- EJ Montgomery (right ankle) - available | Sustained a right ankle sprain in the first half of

Measurables

Wing Span

1. Nick Richards - 7'5"
2. Dontae Allen - 7'2.50"
3. Nate Sestina - 7'2"
- T4. Keion Brooks Jr. - 7'1"
- T4. Johnny Juzang - 7'1"

Maximum Vertical

1. Kahlil Whitney - 42"
- T2. Keion Brooks Jr. - 37"
- T2. Immanuel Quickley - 37"
- T4. Nick Richards - 36.50"
- T4. Ashton Hagans - 36.50"

Hand Width

- T1. Kahlil Whitney - 11.5"
- T1. Dontae Allen - 11.5"
3. Nate Sestina - 11"
- T4. Nick Richards - 10.5"
- T4. Keion Brooks Jr. - 10.5"



3/4-Court Sprint

1. Ashton Hagans - 3.11 secs.
- T2. Tyrese Maxey - 3.21 secs.
- T2. Immanuel Quickley - 3.21 secs.
4. Kahlil Whitney - 3.25 secs.
5. Brennan Canada - 3.31 secs.

Body Fat

1. Kahlil Whitney - 5.60%
2. Immanuel Quickley - 6.51%
3. Ashton Hagans - 7.00%
4. Tyrese Maxey - 7.21%
5. Nate Sestina - 7.31%

185-Pound Bench Press

1. Nick Richards - 18 reps
2. EJ Montgomery - 9 reps
3. Johnny Juzang - 8 reps
- T4. Whitney, Hagans, Welch - 6 reps

Miscellaneous Stats

Charges Drawn

- Nick Richards - 3
- Tyrese Maxey - 1
- Nate Sestina - 1

First Sub

- Keion Brooks Jr. - 6
- Tyrese Maxey - 2
- Immanuel Quickley - 2
- Nate Sestina - 2
- Kahlil Whitney - 2
- Johnny Juzang - 1
- EJ Montgomery - 1
- Nick Richards - 1

5-Second Violations

- Forced by Kentucky - 1
- Forced by Opponent - 0

10-Second Violations

- Forced by Kentucky - 0
- Forced by Opponent - 0

Shot-Clock Violations

- Forced by Kentucky - 12
- Forced by Opponent - 4

Tip-offs (including OT)

- Won by Kentucky - 6
- Won by Opponent - 5

3-Point Plays

- Ashton Hagans - 5
- Nick Richards - 5
- Tyrese Maxey - 4
- Nate Sestina - 4
- Immanuel Quickley - 2

4-Point Plays



the Michigan State game; missed the next three games and returned vs. Mount St. Mary's

- Zan Payne (right knee) - return: undetermined | Continuing to rehab from a knee injury from his senior season of high school; underwent a rigorous rehab program over the summer and participated in his first practice last week
- Nick Richards (left ankle) - status: available | Sprained his left ankle during the Georgetown College exhibition games and missed the final exhibition vs. Kentucky State
- Nate Sestina (left wrist) - status: available: | Fractured his left wrist on Nov. 26 and returned three weeks later vs. Utah
- Immanuel Quickley (chest contusion) - available | Suffered a chest contusion in practice prior to the Utah Valley game and did not play vs. the Wolverines. Returned the following game
- Kahlil Whitney (left hand) - available | Dislocated his left pinky finger near the end of the Utah Valley game but did not miss a game

Confident Richards Playing His Best Basketball

John Calipari has said that every player is on their own timetable. For some that means breaking through after their freshman season. For other players it may mean two, three or four years of development.

Maybe no player in recent memory is a better example of that than Nick Richards.

The junior forward is enjoying the most productive stretch of his career and despite cooling over a three-game stretch in November, he's still a mainstay for the Wildcats lineup. He is averaging team highs in rebounds per game (6.9) and blocks per game (2.3) with a team-best four double-doubles. His 11.9 points per game is third on the team. Richards is shooting a team-high and would-be-conference-best .688 percentage if he had the minimum attempts.

He's one of just six players in the country averaging at least 11.9 points per game, at least 6.9 rebounds and at least 2.0 blocks while shooting at least 65.0% from the floor and appearing in 11 or more games.

Richards was one the Wildcats' most consistent performers in the early-going and perhaps their most important piece with the thin front line that's been magnified by injuries.

"So much better than a year ago," Calipari said after the Eastern Kentucky game. "Then you say, 'You must really be pumping him up, saying great things.' No. He's in the greatest shape he's ever been, and he has built his own confidence. It doesn't matter what I say now."

Richards appears more confident and assertive than at any other point in his UK career.

"I've been patient," Richards said after the Lamar game. "My coaches just kept saying, 'Keep getting better, keep getting better, your time will come. Don't even worry about it.' Of course they're still going to coach me — they're going to get on me to be better — but it's a process and you just gotta be patient with it. Some people aren't really patient until they get the end result. I don't think I'm at the end result of my development as a basketball player yet."

Entering this season, Richards was averaging 4.5 points, 3.9 rebounds and 1.1 blocks over 13.4 minutes a game for his career. He entered the season with just one career double-double

but now has four in his first 10 games of 2019-20.

Among the highlights for Richards so far:

- 21 points and 10 rebounds with four blocked shots vs. Eastern Kentucky, prompting EKU head coach A.W. Hamilton to call him a "superstar" and declare UK a national title favorite if he plays every game like that
- Against Utah Valley, Richards went 8 of 11 from the floor and 5 of 5 from the free-throw line en route to another 21-point, 10-rebound game
- 19 points, six rebounds and three blocks against Mount St. Mary's
- 10 points, 13 rebounds and a career-high seven blocks vs. Lamar, the most blocked shots by a Wildcat since Karl-Anthony Towns denied seven shots on Jan. 20, 2015, vs. Vanderbilt

Brooks Breaking Through With Fight

Heading into a particularly important December stretch of practice, head coach John Calipari has repeated two things in particular that he's looking for from his guys: "All I'm focused on these next two weeks are fight ... and finish."

Keion Brooks Jr. heard that message loud and clear and produced at a high rate during the stretch against Fairleigh Dickinson, Georgia Tech and Utah.

His stat line during that stretch was 11.0 points, 4.0 rebounds, 0.7 assists, 0.7 blocks and 0.7 steals per game. He was also shooting at a 53.8% clip (14 of 26) and made all four of his free throws in 20.0 minutes per game.

In the prior seven games, Brooks was averaging 5.4 points, 4.0 boards, 0.4 assists, 0.1 steals and had yet to register a block. He was shooting 45.7% from the field and 36.4% from the line in 17.7 minutes of action.

With his comfort level increasing each day, Brooks is impacting the game in ways that don't appear on the stat sheet as well. He's fighting for rebounds and running the floor, even when he's not finishing off the plays in transition, he's an option for the guards who are looking to push the ball.

"It's a lot that goes on the college basketball floor that you come in a freshman that you wouldn't expect or you wouldn't be used to," Brooks said. "The learning curve was difficult, but I feel like I'm starting to find my groove."

Healthy EJ Montgomery Trending Up

EJ Montgomery's sophomore season got off to a slow start after missing three games with an ankle injury. One of UK's top returning players from a season ago, Montgomery has elevated his game in year two and has become a reliable presence for the Wildcats in the post.

For the season, Montgomery is averaging 9.6 points and 6.0 rebounds and 1.1 blocks while shooting 54.4% from the floor. Comparatively, Montgomery averaged 3.8 points, 4.1 boards, 1.0 blocks and shot 48.0% during his freshman campaign.

Montgomery was particularly impressive over a two-game stretch against UAB and Fairleigh Dickinson. He followed up a career-best 16-point, eight-rebound game vs. UAB with a

UK's Record vs. AP Ranked Opponents and as an AP Ranked Opponent Under Cal

Kentucky (RK)	Opponent Rank																									RV	NR	TOTAL	
	1	2	3	4	5	6	7	8	9	10	11	12	13	14	15	16	17	18	19	20	21	22	23	24	25				
1	-	0-1	0-1	1-0	2-0	2-0	-	2-0	1-0	-	0-1	-	-	-	2-0	1-0	1-0	-	1-0	3-0	1-0	-	-	-	-	6-2	46-3	69-8	
2	1-0	-	-	0-1	1-0	0-1	-	-	-	-	-	1-0	1-0	-	1-0	-	1-0	-	0-1	-	-	-	-	-	-	-	4-0	24-0	34-3
3	-	-	-	1-0	-	-	-	-	0-1	-	-	-	1-0	-	-	-	-	-	-	0-1	-	-	-	-	-	-	1-0	17-0	20-2
4	-	0-1	-	-	-	-	0-1	0-1	-	-	-	-	-	1-0	-	-	-	-	-	-	-	-	-	-	-	1-0	2-0	9-2	13-5
5	1-0	-	-	-	-	0-1	-	-	-	1-0	-	-	-	-	-	-	-	-	0-1	-	-	-	-	-	1-0	-	1-0	9-0	13-2
6	-	-	-	-	0-1	-	-	1-0	1-0	-	0-1	-	-	-	-	-	-	-	1-0	-	-	-	-	-	-	-	1-0	8-1	12-3
7	-	-	-	0-1	-	-	-	-	-	-	-	1-0	-	-	0-1	-	-	-	-	1-0	-	-	-	-	-	-	-	5-1	7-3
8	-	-	-	-	-	-	-	-	1-0	-	-	-	1-0	-	-	-	-	-	-	-	-	-	-	-	1-0	0-1	2-3	13-0	18-4
9	-	-	-	-	-	-	-	-	-	-	-	-	-	-	-	-	-	-	-	-	-	-	-	-	-	-	-	7-2	7-2
10	-	-	-	-	-	-	-	-	-	-	-	-	-	0-1	-	-	-	-	-	-	-	-	-	-	-	-	0-3	10-1	10-5
11	1-0	-	-	-	-	-	1-0	-	0-1	-	-	-	1-0	-	-	-	0-1	-	-	-	-	2-0	-	-	-	-	-	6-1	11-3
12	-	-	-	-	-	-	-	-	-	-	-	-	-	1-0	-	1-0	-	-	-	-	-	-	-	-	-	-	1-0	2-1	5-1
13	-	-	-	-	-	-	-	-	-	-	-	-	-	-	-	-	-	-	-	-	-	-	-	-	-	-	-	6-2	6-2
14	-	-	0-1	-	-	-	-	-	-	-	-	-	-	-	-	-	-	-	-	-	-	-	-	-	-	-	1-1	7-1	8-3
15	-	-	-	-	-	-	-	-	-	-	-	-	1-0	-	-	-	-	-	-	-	-	-	-	-	-	-	1-0	3-0	5-0
16	-	-	-	-	-	-	-	-	-	-	-	-	-	-	-	1-0	-	-	-	-	-	-	-	-	-	-	2-0	4-1	7-1
17	-	-	-	-	-	-	-	-	-	-	-	-	-	-	-	-	-	-	-	-	-	-	1-1	-	-	-	-	3-2	4-3
18	-	-	-	-	-	-	-	-	-	-	-	-	-	-	-	-	-	-	-	-	-	-	0-1	-	-	-	3-2	6-2	9-4
19	-	-	-	1-0	-	-	-	-	1-0	-	-	-	-	-	-	-	-	-	-	-	-	-	-	-	-	-	-	2-0	4-0
20	-	-	-	0-1	-	-	-	-	-	-	-	-	-	-	-	-	-	-	-	-	1-0	-	-	-	-	-	-	3-1	4-2
21	-	-	-	-	-	-	-	-	-	-	-	-	-	-	-	-	-	-	-	-	-	-	-	-	-	-	1-0	2-1	3-1
22	-	-	-	-	-	-	-	-	-	-	-	-	1-0	-	-	-	-	-	-	-	-	-	-	-	-	-	1-0	5-1	7-1
23	-	-	-	-	-	-	-	-	-	-	-	-	-	-	-	-	-	-	-	-	-	-	-	-	-	0-1	3-0	3-1	
24	-	-	-	-	-	-	-	-	-	-	-	-	-	0-1	-	-	-	-	-	-	-	-	-	-	-	-	-	0-1	0-2
25	0-1	-	-	-	-	-	0-1	-	-	-	-	-	-	-	-	-	-	-	-	-	-	-	-	-	-	-	-	1-1	1-3
RV	0-1	1-0	-	-	1-0	-	2-0	-	-	0-1	-	1-0	1-0	-	-	-	0-1	-	-	-	-	-	-	-	-	-	-	-	6-3
NR	-	-	-	0-1	-	-	-	-	-	-	1-0	-	-	-	1-0	-	-	-	-	-	-	-	-	-	-	-	-	-	2-1
TOTAL	3-2	1-2	0-2	3-4	4-1	2-2	4-2	3-1	3-2	1-2	2-1	4-0	5-0	2-2	1-1	4-0	3-0	1-2	2-2	1-1	4-0	4-0	1-2	1-1	1-0	Total	288-68		
																										Total	60-32		



NOTES

Points Per Possession

Game	Off. PPP	Def. PPP
vs. Michigan State	0.96	0.86
EASTERN KENTUCKY	1.07	0.58
EVANSVILLE	0.91	0.96
UTAH VALLEY	1.12	1.01
MOUNT ST. MARY'S	1.17	0.89
LAMAR	1.21	0.84
UAB	1.08	0.91
FAIRLEIGH DICKINSON	1.24	0.78
GEORGIA TECH	1.00	0.79
vs. Utah	0.99	1.03
vs. Ohio State	0.98	1.08
LOUISVILLE		
MISSOURI		
at Georgia		
ALABAMA		
at South Carolina		
at Arkansas		
GEORGIA		
at Texas Tech		
VANDERBILT		
at Auburn		
MISSISSIPPI STATE		
at Tennessee		
at Vanderbilt		
OLE MISS		
at LSU		
FLORIDA		
at Texas A&M		
AUBURN		
TENNESSEE		
at Florida		

Overall

UK offensive high - 1.24 vs. FAIRLEIGH DICKINSON
 UK offensive low - 0.91 vs. EVANSVILLE
 Kentucky SEC offensive high -
 Kentucky SEC offensive low -
 Kentucky postseason high -
 Kentucky postseason low -
 Opponent offensive high - 1.08, Ohio State
 Opponent offensive low - 0.58, EASTERN KENTUCKY
 Opponent SEC offensive high -
 Opponent SEC offensive low -
 Opponent postseason high -
 Opponent postseason low -

Clutch Free Throws

Free-throw totals during a single-digit game with 5:00 to play or OT:

Player	FTs	Pct.
Johnny Juzang	4-4	1.000
Immanuel Quickley	2-2	1.000
Nick Richards	2-2	1.000
Nate Sestina	1-1	1.000
Ashton Hagans	13-14	.929
Keion Brooks Jr.	1-2	.500
Tyrese Maxey	1-4	.250
Kahlil Whitney	0-1	.000
Kentucky	24-30	.800

career-high 25-point, nine rebound performance vs. Fairleigh Dickinson. Against FDU, he was 12 of 16 from the floor. The 12 field goals are the most by a Wildcat since Shai Gilgeous-Alexander made 12 vs. Vanderbilt on Jan. 30, 2018.

Immanuel Off to a Quick(ley) Start

John Calipari called Immanuel Quickley the most improved player on the 2018-19 team, but his development from last season to this one might be even more impressive.

Quickley, now in his sophomore campaign, has scored in double figures in six of the 10 games he's played. Overall, he's averaging 11.1 points per game -- one of four Wildcats averaging double figures -- and shooting a team-best 93.5% from the free-throw line, which is ranked eighth in the nation and first in the Southeastern Conference (through games on Dec. 21).

The 6-foot-3 guard's 12 3-pointers are tied for the team lead. He had drained a 3-pointer in 10 straight games dating back to last season until going 0 for 4 vs. Utah.

Maxey Shows Star Potential in Big Debut

Since John Calipari took over the reins of the program, 27 freshmen have been drafted into the NBA. Of those selections, 25 were taken in the opening round. Twenty-one went in the lottery. Thirteen were top-10 picks. And three have been selected No. 1 overall.

None of those players had the debut that Tyrese Maxey produced vs. the then-No. 1 team in the country, Michigan State. Even more impressive: It happened in a 1-2 matchup on the grandest of stages in Madison Square Garden in New York.

A day removed from his 19th birthday, Maxey came off the bench to ignite the Wildcats past the nation's top-ranked team at the time. He scored 26 points on 7 of 12 from the field with a trio of 3-pointers. That mark topped Terrence Jones' 25 points against East Tennessee State in 2010 for the most points by a freshman in their debut as a Wildcat.

Maxey's first points didn't come until just after the midway point of the first half, but he scored seven straight points to help Kentucky earn an 11-point halftime lead. From the 10:03 mark of the second half until a pair of Ashton Hagans' free throws with 37 seconds to play, Maxey scored or assisted on 14 straight UK points to hold off the Michigan State rally.

There was no bigger shot that night though than his final 3-pointer with a minute to play. Michigan State had cut the lead to just two and momentum seemed to be swinging to the veteran-laden Spartans. In front of two former UK stars, John Wall and Jones, as well as NBA champion Kevin Durant, and with the shot clock winding down, Maxey took 6-foot-6 Aaron Henry off the dribble and launched a shot nearly four feet behind the 3-point line. And with one swish of the net, Maxey etched his name into Kentucky record books and introduced himself to the nation.

Highlighted his second 20-point game vs. Lamar -- a 21-point outing that included a career-high four 3-pointers -- Maxey is averaging 13.1 points per game. He's scored in double figures in seven games and is tied for the team lead with 12 3-pointers.

Maxey's defense has made huge strides in recent weeks, including holding Georgia Tech leading scorer Michael Devoe, who entered the game averaging 21.4 points per game, to just five points. Maxey's defense was so good that ESPN analyst Jay Bilas called Maxey the player of the game despite going 0 for 9 from the floor.

Taking Care of Business

Kentucky's 60-32 record vs. opponents ranked in the Associated Press Top 25 in John Calipari's tenure is impressive, but the Wildcats' ability to beat all-comers can't be overlooked. Under Calipari, UK is 253-42 vs. unranked competition, an .858 winning percentage.

Taking Advantage of Free Points

One of Kentucky's strengths this season has been its success at the free-throw line. UK is earning 23.2% of its points at the charity stripe and connecting at 78.5%. Kentucky's free-throw point distribution is ranked 21st in the country, according to KenPom.com (through games on Dec. 22), while its make percentage is 13th in the nation.

Five players are shooting 73.5% or better (with a minimum of 10 attempts), led by Immanuel Quickley's 93.5% (29 of 31).

Kentucky's strong performance at the line isn't relegated to its success rate of makes, but also the frequency in which the Cats are

getting to the line and the number of makes per game. Despite a season-low eight free throws in the loss to Ohio State, Kentucky is traveling to the line an average of 22.0 times a game. The Wildcats are making an average of 17.3 a game. The opposition is averaging 10.0 makes on an average of 14.5 trips a game.

John Calipari's best free-throw shooting team at Kentucky shot 72.6 percent in 2014-15. The 2013-14 squad averaged the most trips (28.7) and makes (19.5) per game under Calipari's tutelage. It's still very early in the season, but UK's current free-throw percentage of .795 would be the best in school history. The school record is 77.6% by the 1978-79 team.

Forever Young

With a combined 50 starts, 27.2% of the scoring, 30.5% of the rebounding and four key players (Ashton Hagans, Immanuel Quickley, Nick Richards and EJ Montgomery) back from the 2018-19 Elite Eight team -- plus a graduate transfer in Nate Sestina -- this is one of the most experienced teams of the John Calipari era.

The key words being the Calipari era. In comparison to the rest of the country, it's still inexperienced. According to Ken Pomeroy's experience rankings, UK is 341st in the country out of 353 teams with an average of 0.94 years of experience (through games on Dec. 22). Only two other Power Five teams check in with less experience in the KenPom.com rankings.

UK features nine newcomers on its roster, so the usual growing pains can be expected. Having said all that, it does rank as one of Calipari's most experienced teams at Kentucky, and that's important. Every team but one in the Calipari era has made the NCAA Tournament, but his best teams have combined young talent with a few returning pieces.

The 2009-10 squad with John Wall and DeMarcus Cousins featured veteran Patrick Patterson. The 2010-11 Final Four team had DeAndre Liggins and Josh Harrellson. The 2011-12 national championship team boasted three key returners in Terrence Jones, Doron Lamb and Darius Miller. The 2013-14 national runner-up squad featured Alex Poythress and Willie Cauley-Stein. And the 2014-15 team that nearly ran the table had both Poythress and Cauley-Stein back in addition to Andrew and Aaron Harrison and Dakari Johnson.

Defense is the Difference Again

Long. Athletic. Interchangeable parts. On paper, Kentucky looks like it has the tools to be an elite defensive team. Although there have been early lapses, the numbers suggest this team could live up to preseason expectations. Some national analysts believe this could end up being one of John Calipari's best defensive teams yet -- lofty praise considering the standard his previous teams have set.

Through 11 games, opponents are making just 38.5% from the floor, ranked 37th in the country (through games on Dec. 21). Opponents are only scoring 61.2 points per game. And unlike last season when it seemed like every opponent early in the schedule caught fire from outside, the opposition is only making 30.6% from behind the arc.

Only five opponents have managed to shoot better than 40% from the field. Utah was the first team to make better than 50% from the field, marking the first time a Kentucky opponent has made more than half its shots since Duke did it on Nov. 6, 2018. Ohio State followed that with a 50.0% performance of its own, the first time back-to-back opponents have shot 50% or since LSU and Missouri did it in back-to-back games on Jan. 28 and Feb. 1, 2014.

Included in the early defensive play was a spectacular effort vs. the then-No. 1 team in the country, Michigan State, in which UK held the Spartans to just 62 points, 39.3% shooting and 19.2% from 3.

Perhaps the truest indicator of Kentucky's early-season defensive dominance is Ken Pomeroy's adjusted defensive efficiency rankings, where the Wildcat rank 17th (through games on Dec. 22).

Sophomore Ashton Hagans, the 2019 Southeastern Conference Co-Defensive Player of the Year, is once again playing lockdown defense with 2.1 steals per game.

Perhaps the biggest early season development on the defensive side of the ball is Nick Richards' continued emergence as a rim protector. The junior is averaging a career-best 2.3 blocks per game, including seven swats vs. Lamar, the most blocks by a Wildcat since Karl-Anthony Towns denied seven shots on Jan. 20, 2015.



Hold Them to 55 Points, 40%

Defense has always been a recipe for success for the Wildcats under John Calipari. The special ingredient: 55 points. UK is a perfect 77-0 under Calipari when holding the opponent to 55 points or fewer, including 3-0 this season. The Wildcats are 180-7 (96.3%) under Calipari when limiting the opponent to 63 points or less. UK is 7-0 thus far this season in the category. Kentucky's 61-59 loss to Tennessee in 2017-18 snapped a 60-game winning streak when holding the opponent to 63 or less.

Kentucky also fares well when it keeps its opponents to 40% or less from the floor. UK is 192-17 (.919) against opponents under Calipari when its field-goal percent is 40% or less. UK is 5-1 so far this season.

Sharing is Caring

After John Calipari voiced displeasure with his team's low assist numbers in the first few games -- especially after a six-assist night in the stunning upset to Evansville -- the Wildcats responded.

Kentucky is suddenly sharing the ball at a Calipari-era record rate. UK has dished out at least 14 assists over the last seven games, and its current assist rate (number of baskets that are assisted) is 59.0%, the best mark of the Calipari era.

Of course, it helps to have a distributor like Ashton Hagans running the point. He ranks sixth in the country with 7.3 assists per game, through games on Dec. 21, and is averaging 8.6 assists over the last eight games.

Cats Don't Count on the Long Ball

New rules this season that moved the 3-point line to the international basketball distance of 22 feet, 1.75 inches shouldn't be concerning for the Wildcats. For one, with this guard- and wing-oriented team, the 2019-20 team has capable shooters.

However, outside a 10-make performance vs. Lamar, Kentucky is off to a slow start behind the arc. UK is shooting a John Calipari-era-low 27.8% from the 3-point line, ranked 326th in the country.

Calipari believes the slow start isn't indicative of things to come.

"I believe we've got good shooters," Calipari said after a perplexing 2-for-17 performance from behind the line in the loss to Utah. "Just maybe timid right now? ... We've got to fix some of that.

Whether the make percentage goes up or not, Kentucky has never relied on the 3-point shot under Calipari. While the trend nationally has seen teams take more 3-point shots than ever before, UK has bucked the trend and played to the style that's best suited that particular group.

The highest percentage of 3-point shots taken under Calipari was the 2010-11 Final Four team that lofted 32.4% of its shots from beyond the arc. No surprise, that team that consisted of Brandon Knight and Doron Lamb on the perimeter is also Calipari's top 3-point shooting team at Kentucky.

Calipari likes his teams to take between 20 to 24 3-point attempts per game. UK is averaging 16.0 attempts through its first 11 games with the longer line.

Year	% of Attempts from 3	3-Point FG%
2009-10:	.313	.331
2010-11:	.324 (highest)	.397 (highest)
2011-12:	.265	.378
2012-13:	.293	.346
2013-14:	.276	.332
2014-15:	.271	.349
2015-16:	.310	.366
2016-17:	.316	.353
2017-18:	.258 (lowest)	.357
2018-19:	.296	.354
2019-20	.282	.278 (lowest)

Kentucky's Schedule Packs a Punch

Kentucky's schedule is always among the toughest in the country and this season will certainly be no different.

UK's nonconference slate alone has seen the Wildcats defeat Michigan State in the State

Farm Champions Classic in New York, endure a tough trip to Las Vegas against Utah and No. 5 Ohio State, includes the annual rivalry vs. Louisville on Dec. 28 in Rupp Arena and takes the Wildcats to Texas Tech to play the Red Raiders on Jan. 25.

Seven of UK's 13 nonconference opponents this season made a postseason tournament in 2019, five of which made the NCAA Tournament. Both Michigan State (1) and Louisville (5) started the season in the top five of the Associated Press Top 25.

That nonconference schedule will give way to one of the toughest league schedules in the country. UK will play its permanent home-and-away opponents of Florida, Tennessee and Vanderbilt twice, plus host and visit both Auburn and Georgia. The SEC's 15 NCAA Tournament selections over the last two years are second most in the nation.

The nonconference and league schedule combined reveals that 15 of the 26 opponents UK will face played in the postseason in 2018-19, including 11 in the NCAA Tournament, five in the Sweet 16 and three in the Final Four.

Five Kentucky opponents are ranked in the Associated Press Top 25 on Dec. 23, including four nonconference opponents in Ohio State (2), Louisville (3), Michigan State (14) and Texas Tech (23). At the time of the game, Michigan State was ranked No. 1 and Ohio State was No. 5.

SEC member Auburn (8) is also ranked among the AP Top 25 and Tennessee sits just outside the top 25 and received votes. Kentucky plays Auburn twice, resulting in six total matchups in 2019-20 against current top-25 opponents.

Cats Deliver the Knockout Punch

UK is 268-6 (.978) in the John Calipari era when leading by at least 10 points at any time in the contest.

When Kentucky couldn't put away Auburn in the 2019 Elite Eight after leading by as many as 11 points in the first half, it was the first time the Wildcats let a double-digit lead wind up in a loss since losing a 14-point lead to South Carolina in 2017-18. Five of the six losses are to conference opponents.

Perhaps most impressive of all is that 70.8% of games Calipari has coached in at Kentucky have produced 10-point leads at some point during the game for UK. The Wildcats have led by 10 points or more in a whopping 85.6% of Calipari's 313 career wins at Kentucky.

Kentucky Picked to Win 49th SEC Title

Eleventh-year head coach John Calipari has often described Kentucky as the hunted within the ranks of the Southeastern Conference. With more regular-season and tournament titles than the entire league combined, it's not a far-fetched mantra. If the 2019-20 preseason media poll conducted by the league's media proves true, Kentucky will once again be the pursued.

UK was voted to win their sixth regular-season title under Calipari by the league's media members. Should Kentucky achieve the feat, it would mark the program's 49th overall regular-season title.

It's the 15th time since the 1998-99 season the Wildcats are the overall preseason favorite. Calipari has directed his teams to regular-season SEC crowns in 2010, 2012, 2015, 2016 and 2017. Kentucky has claimed the SEC Tournament title six times under his direction in 2010, 2011, 2015, 2016, 2017 and 2018.

Each school selected media members that cover their team and additional media from across the nation were selected by the conference office to comprise the voting panel. Points were compiled on a 14-13-12-11-10-9-8-7-6-5-4-3-2-1 basis. Each media member also voted for two All-SEC teams.

Kentucky Trio Preseason All-SEC

In a league as talented as it's ever been, sophomores Ashton Hagans and EJ Montgomery and freshman Tyrese Maxey were tabbed preseason All-Southeastern Conference picks by both the league's media and its coaches.

Hagans was a first-team pick while Maxey and Montgomery were tabbed to the second team. Hagans also received at least one vote for the preseason pick for SEC Player of the Year from the media.

UK has featured at least one player on one of the two end-of-the-season All-SEC teams (media or coaches) since 2006-07.

Lineup Comparison

Most Frequent Lineups	Total Minutes	Points For	Points Against	+/-	+/- per 40 min.
Hagans, Quickley, Montgomery, Richards, Maxey	37:53	71	66	+5	+5.28
Hagans, Sestina, Whitney, Richards, Maxey	27:19	48	34	+14	+20.50
Hagans, Whitney, Montgomery, Richards, Maxey	25:50	38	44	-6	-9.29
Hagans, Quickley, Richards, Maxey, Brooks Jr.	21:18	32	25	+7	+13.15
Hagans, Sestina, Quickley, Montgomery, Maxey	17:53	33	30	+3	+6.71
Hagans, Montgomery, Richards, Maxey, Juzang	17:34	32	22	+10	+22.77
Hagans, Sestina, Whitney, Quickley, Richards	15:48	34	26	+8	+20.25
Hagans, Sestina, Quickley, Richards, Maxey	15:23	28	19	+9	+23.40
Hagans, Sestina, Richards, Maxey, Brooks Jr.	14:38	39	36	+3	+8.20
Hagans, Sestina, Richards, Maxey, Juzang	13:08	40	25	+15	+45.69



NOTES

Jordan First Two-Sport Star Since Braddy

Even with key returners, a deep and talented recruiting class, and the addition of graduate transfer Nate Sestina, Kentucky suffered major losses from last season. Four Wildcats are playing professionally, Jonny David graduated, and Brad Calipari and Jemarl Baker Jr. transferred. Then the injuries started to pile up.

From a numbers standpoint, UK needed more depth. When John Calipari heard there was a 6-foot-9, 250-pound pitcher on the baseball team with considerable basketball talent, he called UK baseball head coach Nick Mingione.

Enter Ben Jordan.

Jordan joined the team just before the Blue-White Game and has been even more important recently because of injuries and ailments to five different players before Thanksgiving.

Jordan is the first multi-sport basketball player since Nehemiah "Junior" Braddy, who played four seasons with the basketball team (1990-93) and one with the baseball team (1991). It's worth noting that while former UK basketball player E.J. Floreal played both basketball (2014-16) and track at Kentucky, he didn't begin his track career until after leaving basketball.

Although Jordan is a highly regarded baseball prospect with a lively arm, he's also a talented basketball player. He played at West Carter High School in Olive Hill, Kentucky, where he was the all-time leading rebounder and shot blocker and the eighth all-time leading scorer.

Jordan won Eastern Kentucky Conference Defensive Player of the Year in his senior season in addition to EKC First Team honors. He averaged 12.2 rebounds a contest in his final year.

Jordan is expected to be a major part of the UK baseball team in the spring. A 2016 Under Armour All-American in high school, he appeared in 10 games last season after redshirting in 2018 with an injury. Over the summer, playing for the Gaithersburg Giants of the Cal Ripken College Baseball League, Jordan appeared in seven games with six starts. He went 1-1 with a 2.70 ERA in 26.2 innings, allowing just 14 hits while striking out 36 en route to First Team All-Cal Ripken League honors.

He has made two appearances this season.

S-E-C! S-E-C! S-E-C!

Kentucky has the unquestionable reputation as the league's gold standard. Since the SEC's inception in 1932-33, the Wildcats are the most dominant team in the league, recording a 997-281 mark (.780) in regular-season conference play. Only one other team has won more than 750 regular-season SEC games (Alabama), and no other team owns a better winning percentage.

- Kentucky has averaged 11.6 wins and only 3.3 losses per season in 86 seasons in the SEC
- UK has won 48 SEC titles and 31 SEC Tournament championships
- The Wildcats have won 16 of the last 28 SEC Tournament titles
- Kentucky has captured at least a share of five of the last 10 SEC regular-season championships under head coach John Calipari
- UK has played in the championship game of the SEC Tournament in eight of Calipari's 10 seasons, winning the tournament six times
- Seven teams made the 2019 NCAA Tournament field, tied for the second most of any league in the country
- The SEC had two teams in the Elite Eight, one in the Final Four and went 12-7 in NCAA Tournament games in 2019
- As of the Dec. 23 rankings, two SEC teams are ranked in the Associated Press Top 25. In addition to UK, Auburn is ranked No. 8. Tennessee sits just outside the top 25 and received votes

Always Efficient

According to Ken Pomeroy's calculations on kenpom.com, UK's teams under John Calipari have consistently ranked among the most efficient teams in the country per possession.

Year	Offense (Rank)	Defense (Rank)	Overall
2020	108.6 (29)	88.9 (17)	16th
2019	117.6 (14)	90.1 (8)	8th
2018	115.8 (24)	95.4 (22)	17th
2017	119.1 (12)	91.4 (7)	4th
2016	120.4 (5)	98.0 (53)	6th
2015	119.3 (5)	86.5 (2)	1st
2014	117.6 (10)	96.9 (41)	11th
2013	108.8 (42)	99.1 (129)	42nd
2012	122.9 (2)	88.2 (9)	1st
2011	118.1 (7)	90.4 (15)	6th
2010	116.1 (15)	86.2 (6)	3rd

**through games played on Dec. 22*

Watch Out for These Wildcats

Stocked full of some of the nation's top talent, a handful of Wildcats are on a number of national preseason watch lists:

- Ashton Hagans - John R. Wooden Award (Los Angeles Athletic Club National Player of the Year), Citizen Naismith Trophy (Atlanta Tipoff Club NPOY), Lute Olson Award (NPOY), Bob Cousy Award (Naismith Memorial Basketball Hall of Fame's best point guard)
- Tyrese Maxey - Oscar Robertson Trophy (U.S. Basketball Writers Association NPOY) Wooden Award, Naismith Trophy, National Association of Basketball Coaches Division I Player of the Year, Jerry West Award (HOF's best shooting guard)
- EJ Montgomery - Karl Malone Award (HOF's best power forward)
- Kahlil Whitney - Julius Erving Award (HOF's best small forward)

And the Award Goes to ... Kentucky!

As John Calipari's team has dominated the Southeastern Conference during his tenure, so too have his players.

UK has won more weekly SEC honors (101) than any other school during the Calipari era, including 81 SEC Freshman of the Week honors and 20 SEC Player of the Week awards.

Tyrese Maxey collected the first one of the 2019-20 season on Nov. 11 after a sensational debut vs. then-No. 1/1 Michigan State in Madison Square Garden in New York.

Nation-Best 29 Wildcats on NBA Opening-Day Rosters

As the 2019-20 NBA season began, 29 players on NBA opening-day rosters (including two-way and inactive lists) played and finished their college basketball careers at Kentucky.

Underscoring the fact that no other school in the country can match UK's ability to develop players and put them in the NBA, UK's 29 players were again the most of any college basketball program, beating the next-closest school (Duke) by five players.

Of the 496 players in the NBA to start the 2019-20 season, 5.8% played and finished their college basketball careers at UK. There were actually fewer teams without a Wildcat (12) than there are NBA teams featuring Wildcats (18).

Of the 29 Wildcats on an opening-day NBA roster, John Calipari has coached 28 of them. With Derrick Rose (Detroit Pistons), who played for Calipari during the 2006-07 season at Memphis, Calipari has coached 29 players on 2019-20 opening-day rosters.

Kentucky has enjoyed unprecedented success at putting players in the NBA under Calipari. In the 10 seasons of the Calipari era, 38 players have been selected in the NBA Draft, more than any other school. Included in the recent run are 29 first-round picks, three No. 1 overall selections (Davis, Karl-Anthony Towns and John Wall) and 21 lottery selections.

Calipari's players are not only reaching the next level, they are succeeding when they do. His players have garnered 20 All-Star selections, with Anthony Davis winning the game's MVP honor in 2017. Rose was named MVP in 2011. Five of his players have been tabbed All-NBA (Rose, Wall, Davis, DeMarcus Cousins and Towns), three have been named NBA Rookie of the Year (Rose, Tyreke Evans and Towns), and 12 players from Calipari's first nine teams at Kentucky have made the NBA All-Rookie teams.

Using figures compiled by basketball-reference.com and spotrac.com, Calipari-coached players only (which includes Rose but not Rondo) have amassed more than \$2.26 billion in career NBA contracts. In the 10 seasons Calipari has been the head coach at Kentucky, his players have totaled nearly \$1.9 billion in NBA contracts.

In just the 2019-20 season alone, UK players will make more than \$255 million. Calipari-coached players only (includes Rose but not Rondo) will make more than \$260 million.

Kentucky at No. 1

For the seventh season in the 11-year John Calipari era, the Kentucky men's basketball team earned a No. 1 ranking in the Associated Press Top 25 on Nov. 11.

After defeating Michigan State, the previous No. 1 team, in the State Farm Champions Classic and then following it up with a dominating 42-point victory vs. Eastern Kentucky the Wildcats were named the March Madness Team of the Week and then moved atop the AP Top 25 for the first time since December 2016.

No other school has reached No. 1 in seven of the last 11 seasons while Calipari has been at Kentucky. According to STATS, only three other programs (Duke, North Carolina and UCLA) have ever been ranked No. 1 in seven different seasons during an 11-year span.

The Wildcats' stay at No. 1 was brief after a shocking loss to Evansville. It marked just the third loss ever by Kentucky in 57 games in Rupp Arena as the No. 1 team in the country. UK fell to 69-8 as the AP top-ranked team under Calipari.

The Wildcats own an all-time record of 220-31 (.876) at No. 1 in the AP Top 25. UK has appeared at the top of the AP poll 24 different seasons in school history, and the latest stay marked the program's 125th week at No. 1, third most in college basketball (Duke has 145 and UCLA, thanks in large part to its dynasty in the 1960s and 1970s, has 134).

Calipari, one of only two coaches (Frank McGuire) to lead three programs to a No. 1 ranking, is no stranger to the top spot. Dating back to his time at Memphis, Calipari-coached teams

Wins vs. Losses in 2019-20

Result	FG%	Opp. FG%	3-Pt. FG%	Opp 3-Pt. FG%	FT%	RPG	APG	TOPG	BPG	SPG	PPG	Opp PPG
Wins	.488	.361	.303	.287	.798	40.1	16.8	12.8	4.9	5.0	78.0	58.2
Losses	.403	.466	.228	.359	.741	30.3	12.3	12.0	2.7	6.7	65.0	69.0



have reached No. 1 in eight of the last 13 seasons. Including his tenure at UMass, his teams have ranked No. 1 in 10 different seasons.

Home Sweet Home: Wildcats Win No. 600 in Rupp in Record Time

The 83-62 victory over Fairleigh Dickinson on Dec. 7 marked win No. 600 in Rupp Arena. Not only did UK reach a milestone, the Wildcats became the fastest to 600 wins for a program in one venue in NCAA Division I history.

Already owning an impressive .896 winning percentage, Kentucky's dominance in Rupp is impressive. It took UK just 670 games to reach win No. 600. UCLA previously held the fastest pace, having reached the mark in 689 games in Pauley Pavilion. Only one other team, Kansas, has achieved win No. 600 in fewer than 700 games. The Jayhawks reached the significant win in their 699th game.

Other notable numbers involving Rupp Arena:

- UK has gone undefeated 13 times in the 43-year history of the building, most recently in 2015-16
- The most wins in one season is 19, set in 2014-15
- John Calipari is the venue's all-time winningest coach with 174 wins. He reached win No. 100 in the venue in just 104 games, the fastest of any UK coach
- Under Calipari, the Wildcats are 154-5 against unranked foes and 93-4 against non-conference opponents
- Calipari began his career with a 54-game winning streak, the longest such winning streak in the venue's history

UK-Michigan Ink Three-Year Series Starting in London

Kentucky has signed a three-year deal with Michigan that will take the Wildcats to London next season and add a marquee home-and-home series for the following two years.

Beginning with a trip to O2 Arena in London in December of 2020 – exact date to be announced at a later time – the Wildcats and Wolverines will play three consecutive seasons. UK will travel to Ann Arbor, Michigan, for the Dec. 4, 2021 game, and Kentucky will host Michigan in Rupp Arena on Dec. 3, 2022.

The neutral-site game between the two schools will be hosted by the Naismith Memorial Basketball Hall of Fame and serve as a fundraiser for the Hall. It will be the first NCAA Division I college basketball game to be played in one of the world's most popular venues. All further details on play date, game time, television partner, ticket pricing, ancillary events and ticket on-sale will be announced in January of 2020.

UK has played internationally on a number of occasions for foreign exhibition tours, but the game in London will mark Kentucky's third regular-season trip outside the U.S. and first in Europe.

London played host to the 1948 U.S. Olympic team that consisted of a handful of Wildcats. After winning the 1948 national championship – UK's first NCAA title – five Wildcats represented the U.S. in the 1948 Olympics in London. The Kentucky-led team won all eight of its games to win the gold medal.

UK leads the all-time series with Michigan 5-2. The most memorable matchup of the bunch – at least in the eyes of Big Blue Nation – was the most recent in March 2014 in Indianapolis. The Wildcats edged the Wolverines 75-72 in a classic in the Elite Eight. Aaron Harrison hit the second of three straight game-winning 3-pointers to advance UK to the Final Four. Howard's Wolverines knocked off Kentucky 81-78 in overtime in the 1993 Final Four to advance to the national championship game.

The on-campus visits in 2021 and 2022 will mark the first in the series since UK's 1970 trip to Ann Arbor and the 1968 UK Invitational Tournament in Memorial Coliseum. The series is tied 1-1 in Lexington, but the Wildcats lead Michigan 2-0 in Ann Arbor and 2-1 at neutral sites.

Wildcats Ink Six in Fall Signing Period

Upon accepting the position of head coach of the Kentucky men's basketball program 10 years ago, John Calipari said one of the reasons he was chosen for the job was because he could recruit the best of the best.

It was a promise kept and a promise on which he continues to deliver. As he begins what he's calling his "second tour" at UK, he hasn't lost his touch.

Calipari and the Wildcats made an emphatic statement during the fall signing period with the additions of six highly skilled, athletic players to the program. UK signed decorated prospects Devin Askew, BJ Boston, Terrence Clarke, Cam'Ron Fletcher, Isaiah Jackson and Lance Ware to national letters of intent.

"I'm really excited about this group of young men," Calipari said. "They recruited us as much as we recruited them. They wanted this culture. They wanted to be with other good players. They didn't need crazy promises. They wanted this. In the past, when we've had groups like that, it's led to success both individually and as a team. When you're building a great team, not only do you need to be talented, you need to have high-character individuals, which we have with this group. These are great kids from good families."

All six players are consensus four- or five-star prospects and all are ranked in the top 50 by the major national recruiting services. Five of the six are on the preseason watch list for the Naismith High School Trophy (Askew was excluded because of his recent reclassification).

With the spring signing class still to go (begins April 15), UK is expected to have one of the nation's top classes yet again. In every season in the Calipari era, the Wildcats have signed a

top-three recruiting class according to the Recruiting Services Consensus Index, which tallies major recruiting rankings and plugs them into a formula to calculate a consensus ranking.

Kentucky has now signed 59 top-50 recruits, 48 top-25 players and 24 top-10 players (according to Rivals) in what will now be Calipari's 12 recruiting classes at Kentucky.

UK can only comment on prospective student-athletes who have signed official paperwork to play at Kentucky.

- Askew - Guard | 6-foot-3, 195 pounds | Sacramento, Calif. | Averaged 14.0 points, 6.8 assists and 3.5 rebounds while leading his team as a sophomore to the California Interscholastic Federation Open Division Southern California Regional championship | Averaged 11.6 points, 5.1 assists and 4.8 rebounds while shooting 41.4% from 3 on the Nike EYBL circuit last summer | Ranked No. 22 overall player in the 2020 class by Rivals | Five-star prospect | No. 1 point guard in the class of 2021 before reclassification | College-ready frame | Winner with a team-first mentality
- Boston - Guard | 6-7, 185 pounds | Norcross, Ga. | Consensus five-star prospect | Averaged 22.8 points, 8.1 rebounds, 3.2 assists and 1.9 steals in the 2018 Nike EYBL circuit | Ranked as high as No. 9 overall by ESPN | 2018-19 MaxPreps Boys Basketball Junior All-American Team Honorable Mention | Averaged 18.4 points, 5.4 rebounds 1.9 steals while leading his previous high school to the Georgia state semifinals last season | Long and athletic | One of the top scorers in the class of 2020
- Clarke - Guard | 6-7, 185 pounds | Boston | Consensus five-star prospect | Averaged 16.2 points, 5.1 rebounds and 3.7 assists in the Nike EYBL circuit last summer | Top-ranked signee of this UK signing class | Both Rivals and 247Sports consider him the No. 4 overall player in the class | No. 1 ranked shooting guard in 2020 class | Long, athletic, scoring guard | Tools to be a shutdown defender
- Fletcher - Guard | 6-6, 195 pounds | St. Louis | Consensus four-star prospect | Averaged 11.8 points, 6.5 rebounds and 1.4 assists in the Nike EYBL last summer | Checks in as high No. 41 overall by Rivals | One of the top wings in the class | Athletic, versatile player with high upside | Length and tools to be an elite two-way player
- Jackson - Forward | 6-9, 200 pounds | Waterford, Mich. | Consensus five-star prospect | Averaged 10.9 points, 6.0 rebounds and 2.3 blocks at this past summer's Nike EYBL | Ranked as high as No. 22 in ESPN's class of 2020 rankings | One of the top power forwards in the country | Elite defender and rim protector | Explosive athlete with length and underrated strength
- Ware - Forward | 6-9, 215 pounds | Camden, N.J. | Consensus four-star prospect | Averaged 11.4 points, 6.0 rebounds and 1.3 blocks during Nike EYBL play over the summer | Increased averages to 14.4 points, 6.4 rebounds and 2.4 blocks at the Nike Peach Jam | Rose to No. 33 overall in the Rivals rankings and the No. 4 power forward | Skilled big man who finishes well 15 feet and in | High shooting, passing and dribbling marks for his position

Cousins Inducted into UK Athletics Hall of Fame

DeMarcus Cousins was inducted into the UK Athletics Hall of Fame as a member of the 2019 class in September.

Cousins was one of the key players on the 2009-10 Kentucky team that went to the Elite Eight in John Calipari's first season at UK. Cousins was named an NCAA Consensus Second Team All-American, including first-team recognition from the Associated Press, the 2010 Southeastern Conference Freshman of the Year by the league's coaches, and an All-SEC First Team (AP and coaches) selection.

While at UK, Cousins led the Wildcats to a No. 1 national ranking, an SEC regular-season championship and an SEC Tournament championship. He averaged 15.1 points and 9.9 rebounds and concluded freshman season with eighth-most rebounds in a single season in UK history with 375.

Following his one season in Lexington, Cousins was selected by the Sacramento Kings with the fifth overall pick in the 2010 NBA Draft. He's since gone on to a highly successful NBA career. He is a four-time NBA All-Star, was named to All-NBA Second Team in 2015 and 2016, and averaged double figures in all of his nine seasons in the league, including 20-plus points in five of them.

Success Rate

The Wildcats received an NCAA award in the spring of 2019 for placing in the top 10% of all men's basketball teams in the country in the NCAA's annual Academic Progress Rate. UK scored a perfect 1,000. It's the fifth straight year the men's basketball team received the award and the sixth time since 2009.

The APR provides a real-time look at a team's academic success by the progress of each student-athlete on scholarship. The APR measures academic eligibility, retention and graduation. The scores are a four-year composite, covering the 2014-15 through 2017-18 school years.

Every Division I sports team across the nation calculates its APR each academic year, similar to a report card. Scholarship student-athletes each semester earn one point for remaining eligible and one point for staying in school or graduating.

UK has received a perfect 1,000 mark in each of the last six single-year APR rates.

The NCAA cut score to compete in the 2019-20 postseason is a 930 four-year APR. Teams scoring below 930 can face consequences intended to direct additional focus on academics. Those penalties can include practice restrictions and playing-season reductions.



KENTUCKY BY THE NUMBERS

Date	Opponent	Result	Points	Rebounds	Blocks	Steals	Assists
O. 27	GEORGETOWN COLLEGE (Exh.)	W, 80-53	Quickley - 16	Sestina - 10	Montgomery - 3 [^]	Hagans - 4 [^]	Hagans - 10 [^]
N. 1	KENTUCKY STATE (Exh.)	W, 83-51	Two tied - 15 [^]	Brooks Jr. - 9 [^]	Whitney - 3 [^]	Three tied - 3 [^]	Hagans - 9 [^]
N.5	#1/1 Michigan State ¹	W, 69-62	Maxey - 26 [^]	Sestina - 6	Montgomery - 2 [^]	Quickley - 2 [^]	Hagans - 3
N.8	EASTERN KENTUCKY	W, 91-49	Richards - 21 [^]	Sestina - 11 [^]	Richards - 4 [^]	Hagans - 3 [^]	Two tied - 5 [^]
N.12	EVANSVILLE	L, 67-64	Quickley - 16	Quickley - 9 [^]	Two tied - 1 [^]	Three tied - 2 [^]	Hagans - 3 [^]
N.18	UTAH VALLEY²	W, 82-74	Hagans - 26 [^]	Sestina - 12 [^]	Two tied - 1	Two tied - 1	Hagans - 6 [^]
N.22	MOUNT ST. MARY'S²	W, 82-62	Richards - 19 [^]	Hagans - 7 [^]	Richards - 3 [^]	Whitney - 2 [^]	Hagans - 7 [^]
N.24	LAMAR²	W, 81-56	Maxey - 21 [^]	Richards - 13 [^]	Richards - 7 [^]	Two tied - 2	Hagans - 9 [^]
N.29	UAB²	W, 69-58	Two tied - 16	Richards - 9 [^]	Montgomery - 2 [^]	Hagans - 2 [^]	Hagans - 12 [^]
D.7	FAIRLEIGH DICKINSON	W, 83-52	Montgomery - 25 [^]	Richards - 10 [^]	Richards - 2	Two tied - 2 [^]	Hagans - 11 [^]
D. 14	GEORGIA TECH	W, 67-53	Hagans - 21 [^]	Two tied - 7	Richards - 4 [^]	Three tied - 2 [^]	Hagans - 7 [^]
D.18	Utah ³	L, 69-66	Maxey - 18	Montgomery - 10 [^]	Richards - 2 [^]	Hagans - 4 [^]	Hagans - 8 [^]
D.21	#5/4 Ohio State ⁴	L, 71-65	Sestina - 17 [^]	Maxey - 6	Brooks - 2 [^]	Hagans - 3 [^]	Hagans - 9 [^]
D.28	#3/4 LOUISVILLE						
J. 4	MISSOURI*						
J. 7	at Georgia*						
J. 11	ALABAMA*						
J. 15	at South Carolina*						
J. 18	at Arkansas*						
J. 21	GEORGIA						
J. 25	at Texas Tech ⁵						
J. 29	VANDERBILT*						
F. 1	at Auburn*						
F. 4	MISSISSIPPI STATE*						
F. 8	at Tennessee*						
F. 11	at Vanderbilt*						
F. 15	OLE MISS*						
F. 18	at LSU*						
F. 22	FLORIDA*						
F. 25	at Texas A&M*						
F. 29	AUBURN*						
M. 3	TENNESSEE*						
M. 7	at Florida*						

	Times Led	Times Led	Times Led	Times Led	Times Led
	Maxey - 3 Richards - 3 Hagans - 2 Montgomery - 2 Quickley - 1 Sestina - 1	Richards - 3 Sestina - 3 Hagans - 2 Maxey - 2 Montgomery - 1 Quickley - 1	Richards - 7 Montgomery - 2 Brooks - 1 Hagans - 1 Maxey - 1 Sestina - 1	Hagans - 9 Quickley - 3 Juzang - 2 Maxey - 2 Whitney - 2	Hagans - 11 Quickley - 1

All home games in **BOLD CAPS**; ExhibitionS in **BOLD ITALICS**
 *SEC game, ^ game high
 1 - Champions Classic (Madison Square Garden | New York)
 2 - BBN Showcase (Rupp Arena)
 3 - (T-Mobile Arena | Las Vegas)
 4 - CBS Sports Classic (T-Mobile Arena | Las Vegas)
 5 - BIG 12/SEC Challenge (Rupp Arena)
 6 - SEC Tournament (Bridgestone Arena | Nashville, Tenn.)

Comparing the Calipari Era

A look at the statistics throughout the John Calipari era following 11 games ...

Year	FG%	Opp. FG%	3-Pt. FG%	FT%	RPG	Assists	TOs.	Blocks	Steals	Points	PPG	Record
2019-20	.464	.385	.278	.785	37.5	171	138	47	60	819	74.5	8-3
2018-19	.491	.428	.366	.748	39.8	164	161	62	70	926	84.6	9-2
2017-18	.495	.405	.360	.680	39.7	180	165	66	74	888	80.7	9-2
2016-17	.490	.398	.342	.686	43.3	219	125	78	78	1047	95.2	10-1
2015-16	.471	.399	.297	.674	40.7	152	141	68	74	862	78.4	9-2
2014-15	.473	.304	.293	.663	41.1	183	123	91	94	838	76.2	11-0
2013-14	.475	.372	.326	.670	44.3	138	149	85	47	885	80.5	8-3
2012-13	.490	.377	.356	.647	38.8	180	135	87	88	863	78.5	8-3
2011-12	.496	.343	.375	.682	41.6	162	137	107	88	900	81.8	10-1
2010-11	.454	.380	.416	.680	41.0	139	120	72	66	875	79.5	9-2
2009-10	.498	.385	.400	.683	42.3	174	184	89	79	893	81.2	11-0



MISCELLANEOUS STATS

Team Leaders

NO.	NAME	GAME LEADERS					GAMES WITH								
		PTS.	REBS.	BLKS.	ASSTS.	STLS.	10+ PTS	20+ PTS	10+REBS	3+ASSTS	3+BLKS	3+STLS	3+3S	DOUBLE-DOUBLE	
0	Ashton Hagans	2 (4)	2 (3)	1 (2)	11 (37)	9 (26)	9 (22)	2 (3)	-	11 (40)	-	3 (13)	1 (1)	1 (2)	
1	Nate Sestina*	1 (10)	3 (30)	1 (33)	-	- (12)	2 (42)	- (10)	2 (14)	1 (10)	- (5)	-	1 (5)	1 (12)	
2	Kahlil Whitney	-	-	-	-	2 (2)	1 (1)	-	-	-	-	-	-	-	
3	Tyrese Maxey	3 (3)	2 (2)	1 (1)	-	2 (2)	7 (7)	2 (2)	-	8 (8)	-	-	2 (2)	-	
4	Nick Richards	3 (4)	3 (15)	7 (35)	-	-	7 (16)	2 (3)	4 (7)	-	4 (16)	-	-	4 (5)	
5	Immanuel Quickley	1 (2)	1 (1)	-	1 (2)	3 (5)	6 (12)	-	-	3 (6)	-	- (1)	1 (3)	-	
10	Johnny Juzang	-	-	-	-	2 (2)	-	-	-	-	-	-	-	-	
11	Dontaie Allen	-	-	-	-	-	-	-	-	-	-	-	-	-	
12	Keion Brooks Jr.	-	-	1 (1)	-	-	3 (3)	-	-	-	-	-	-	-	
13	Riley Welch^	-	-	-	- (1)	-	-	-	-	- (2)	-	-	-	-	
14	Brennan Canada	-	-	-	-	-	-	-	-	-	-	-	-	-	
21	Zan Payne	-	-	-	-	-	-	-	-	-	-	-	-	-	
23	EJ Montgomery	2 (2)	1 (4)	2 (16)	-	- (6)	2 (4)	1 (1)	1 (3)	-	1 (4)	- (1)	-	- (1)	

Career total in (parentheses); *includes Bucknell career; ^includes UC Irvine career

Starting Lineups

Guard	Guard	G/F	Forward	Forward	Games	W-L
Hagans	Maxey	Whitney	Sestina	Richards	3	3-0
Hagans	Quickley	Whitney	Sestina	Richards	2	1-1
Hagans	Maxey	Quickley	Montgomery	Richards	2	1-1
Hagans	Maxey	Whitney	Montgomery	Richards	2	1-1
Hagans	Maxey	Juzang	Montgomery	Richards	1	1-0
Hagans	Quickley	Whitney	Sestina	Montgomery	1	1-0

Starter	Games Started	Wins	Losses
Hagans	11	8	3
Richards	10	7	3
Maxey	8	6	2
Whitney	8	6	2
Sestina	6	5	1
Montgomery	6	4	2
Quickley	5	3	2
Juzang	1	1	0

Streaks

Overall	Lost 2
Unranked AP teams anywhere	Lost 1
Ranked AP teams anywhere	Lost 1
Home	Won 6
Home AP ranked teams	Won 1
Home AP unranked teams	Won 6
Home SEC	Won 4
Home nonconference	Won 6
Home AP ranked SEC	Won 1
Home AP unranked SEC	Won 11
Home AP ranked nonconference	Won 1
Home AP unranked nonconference	Won 6
Road	Won 1
Road AP ranked teams	Lost 1
Road AP unranked teams	Won 6
Road SEC	Won 1
Road nonconference	Won 2
Road AP ranked SEC	Lost 1
Road AP unranked SEC	Won 6
Road AP ranked nonconference	Won 1
Road AP unranked nonconference	Won 1
Neutral	Lost 2
Neutral AP ranked teams	Lost 1
Neutral AP unranked teams	Lost 1
Neutral SEC	Lost 2
Neutral nonconference	Lost 2
Neutral AP ranked SEC	Lost 2
Neutral AP unranked SEC	Won 12
Neutral AP ranked nonconference	Lost 1
Neutral AP unranked nonconference	Lost 1

Win-Loss Margins

Margin	Games Won	Games Lost
1		
2		
3		2
4		
5		
6		1
7	1	
8	1	
9		
10		
11	1	
12		
13		
14	1	
15		
16		
17		
18		
19		
20	1	
21		
22		
23		
24		
25+	3	

Active Consecutive Made Starts	
Ashton Hagans	40
Nick Richards	10
Tyrese Maxey	8
EJ Montgomery	5
Kahlil Whitney	1
Active Consecutive Made Free Throws	
Nate Sestina	17
Keion Brooks Jr.	6
Johnny Juzang	6
Immanuel Quickley	6
Nick Richards	3
Ashton Hagans	3
Active Consecutive Games with a 3-Pointer	
Tyrese Maxey	1
Immanuel Quickley	1
Nate Sestina	1

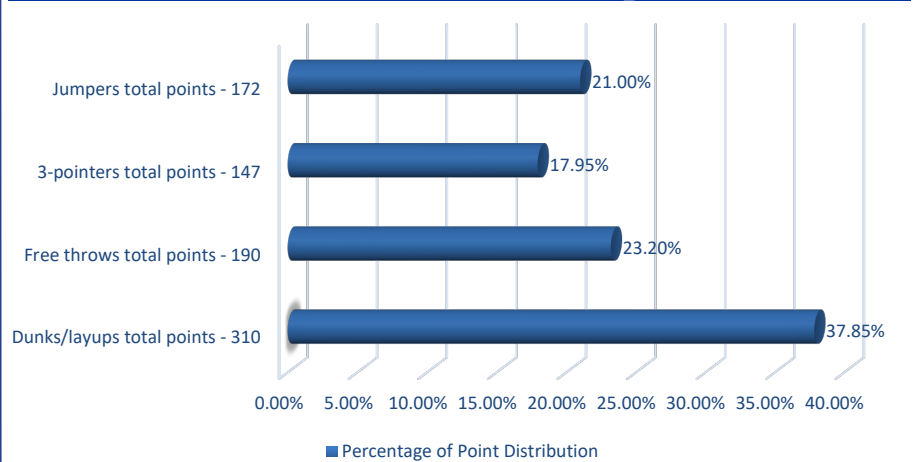
Dunk Tracker

Player	Dunks in 2019-20	Dunks in Career
Nick Richards	22	74
EJ Montgomery	7	25
Keion Brooks Jr.	7	7
Ashton Hagans	5	8
Kahlil Whitney	6	6
Tyrese Maxey	2	2
Immanuel Quickley	0	1
Nate Sestina	1	1 (UK career only)

Kentucky's Record When ...

KENTUCKY RECORD	ALL	SEC	KENTUCKY RECORD	ALL	SEC
Leading at halftime:	8-0	0-0	On CBS:	0-1	0-0
Tied at the half:	0-0	0-0	On TBS:	0-0	0-0
Trailing at halftime:	0-3	0-0	On ESPN/ESPN2/ESPNU:	3-1	0-0
Shoot 50% or better:	4-0	0-0	On FOX:	0-0	0-0
Shoot less than 50%:	4-3	0-0	On SEC Network/(+):	5-1	0-0
Shoot higher % than opp.:	7-0	0-0	vs. SEC at home:	0-0	0-0
Shoot lower % than opp.:	1-3	0-0	vs. SEC on road:	0-0	0-0
Opp. shoot worse than 50%:	8-1	0-0	Games vs. AP ranked opp.:	1-1	0-0
Opp. shoot 50% or higher:	0-2	0-0	Games following a loss:	1-1	0-0
Score less than 60 points:	0-0	0-0	Games following a win:	6-2	0-0
Score 60-69 points:	3-3	0-0	More points in the paint:	6-2	0-0
Score 70-79 points:	0-0	0-0	Fewer/Same points in the paint:	2-1	0-0
Score 80-89 points:	4-0	0-0	More bench points than opp.:	5-2	0-0
Score 90-99 points:	1-0	0-0	Fewer or same bench pts.:	3-1	0-0
Score 100+ points:	0-0	0-0	More 2nd-chance points:	6-3	0-0
Opp. score less than 60 pts.:	5-0	0-0	Fewer or same 2nd-chance pts.:	2-0	0-0
Opp. score 60-69 pts.:	2-2	0-0	More or same points off TOs:	7-1	0-0
Opp. score 70-79 pts.:	1-1	0-0	Fewer points off TOs:	1-2	0-0
Opp. score 80-89 points:	0-0	0-0	On Monday:	1-0	0-0
Opp. score 90-99 points:	0-0	0-0	On Tuesday:	1-1	0-0
Opp. score 100+ points:	0-0	0-0	On Wednesday:	0-1	0-0
Outrebounded opponent:	7-1	0-0	On Thursday:	0-0	0-0
Outrebounded by opponent:	0-1	0-0	On Friday:	3-0	0-0
Equal number of rebounds:	1-1	0-0	On Saturday:	2-1	0-0
Fewer turnovers than opp.:	4-3	0-0	On Sunday:	1-0	0-0
Same turnovers as opp.:	1-0	0-0	In November:	6-1	0-0
More turnovers than opp.:	3-0	0-0	In December:	2-2	0-0
Make 8 or more 3-pointers:	1-0	0-0	In January:	0-0	0-0
Make 7 or fewer 3-pointers:	7-3	0-0	In February:	0-0	0-0
Games decided by 5 or fewer:	0-2	0-0	In March:	0-0	0-0
Overtime games:	0-0	0-0	In April:	0-0	0-0

How the Cats are Scoring



Fast Facts

Shooting Percentage	.464
Avg. Assists Per Game	15.5
Points Off Turnovers	15.9
Second-Chance Points	9.2
Points in the Paint	33.6
Fast Break Points	16.4
Bench Points	21.8
Points Per Possession	106.7
Avg. Time of Possession	16.9

First Points of the Game

Player	Dunk/Layup	Jumper	3PT	FT
Hagans	1			
Juzang	1			
Maxey	1	1		
Quickley	1		1	1
Richards	2			
Sestina			1	
Whitney	1			



THE LAST TIME UK ...

INDIVIDUALS

SCORING

Scored 25 points: EJ Montgomery (25) vs. Fairleigh Dickinson, 12/7/19

Scored 30 points: Shai Gilgeous-Alexander (30) vs. Vanderbilt, 1/30/18

Scored 35 Points: De'Aaron Fox (39) vs. UCLA, 3/24/17

Scored 40 points: Malik Monk (47) vs. North Carolina, 12/17/16

Scored 45 points: Malik Monk (47) vs. North Carolina, 12/17/16

Scored 50 points: Jodie Meeks (54) at Tennessee, 1/13/09

Scored 55 points: Never

Two players had 20 points: Ashton Hagans (26), Nick Richards (21), vs. Utah Valley, 11/18/19

Three players had 20 points: DeMarcus Cousins (27)/John Wall (21)/Patrick Patterson (20) vs. Sam Houston State, 11/19/09

Two players had 30 points: Patrick Patterson (33) and Jodie Meeks (32) vs. Tennessee State, 12/22/08

Scored 20 points in two straight games: PJ Washington (4) 2/5/19 - 2/16/19

Scored 20 points in three straight games: PJ Washington (4) 2/5/19 - 2/16/19

Scored 20 points in four straight games: PJ Washington (4) 2/5/19 - 2/16/19

Scored 20 points in five straight games: Jamal Murray (12) 2/2/16 - 3/12/16

Scored 20 points in six straight games: Jamal Murray (12) 2/2/16 - 3/12/16

Scored 20 points in seven straight games: Jamal Murray (12) 2/2/16 - 3/12/16

Scored 20 points in eight straight games: Jamal Murray (12) 2/2/16 - 3/12/16

Scored 20 points in nine straight games: Jamal Murray (12) 2/2/16 - 3/12/16

Scored 20 points in 10 straight games: Jamal Murray (12) 2/2/16 - 3/12/16

Scored 20 points in 11 straight games: Jamal Murray (12) 2/2/16 - 3/12/16

Scored 20 points in 12 straight games: Jamal Murray (12) 2/2/16 - 3/12/16

Scored 20 points in 15 straight games: Dan Issel (18) 12/1/69 - 2/7/70

Scored 25 points in three straight games: Tayshaun Prince (3) 3/11/01-3/17/01

Scored 30 points in two straight games: Jodie Meeks vs. Appalachian State (46) 12/20/08; vs. Tennessee State (32) 12/22/08

Scored 30 points in three straight games: Dan Issel (6) 2/14/70 - 3/2/70

Scored in double figures in 10 straight games: PJ Washington (12) 1/15/19-2/23/19

Scored in double figures in 15 straight games: Malik Monk (30) 11/11/16-2/28/17

Scored in double figures in 20 straight games: Malik Monk (30) 11/11/16-2/28/17

Scored in double figures in 25 straight games: Malik Monk (30) 11/11/16-2/28/17

Scored in double figures in 30 straight games: Malik Monk (30) 11/11/16-2/28/17

Scored in double figures in 33 straight games: Jamal Murray (34) 11/17/15 - 3/19/16

Scored in double figures in 34 straight games: Jamal Murray (34) 11/17/15 - 3/19/16

Scored in double figures in 35 straight games: Kenny Walker (36) 11/14/85 - 3/22/86

Five players scored in double figures: PJ Washington (16), Keldon Johnson (15), Reid Travis (11), Tyler Herro (10), Ashton Hagans (10) vs. Tennessee, 3/16/19

Six players scored in double figures: Nick Richards (21), Immanuel Quickley (16), Nate Sestina (12), Keion Brooks Jr. (11), Ashton Hagans (11), Kahlil Whitney (11) vs. Eastern Kentucky, 11/8/19

Seven players scored in double figures: Randolph Morris (17), Kelenna Azubuike (15), Patrick Sparks (14), Chuck Hayes (12), Rajon Rondo (11), Ravi Moss (10) and Ramel Bradley (10) vs. Mississippi State 2/19/05,

Four players with 15 or more points: Kevin Knox (22), Quade Green (18), Shai Gilgeous-Alexander (17), Wenyen Gabriel (15) vs. Ole Miss, 2/28/18

DOUBLE-DOUBLES

Double-double: Nick Richards (12 points, 10 rebounds), Ashton Hagans (11 points, 11 assists) vs. Fairleigh Dickinson, 12/7/19

Triple-double: Isaiah Briscoe (19 points, 11 rebounds, 10 as-

sists) at Ole Miss, 12/29/16

20-10 (rebs) game: Nick Richards (21 points, 10 rebounds) vs. Utah Valley, 11/18/19

20-10 (assts) game: De'Aaron Fox (24 points, 10 assists) vs. North Carolina, 12/17/16

20-15 game: Nick Richards (25 points, 15 rebounds) vs. Fort Wayne, 11/22/17

30-10 game: Tayshaun Prince (33 points, 11 rebounds) vs. Tennessee State, 12/22/98

Back-to-back 20-10 games: PJ Washington (20 p, 13 r) vs. Kansas, 1/26/19; (26 p, 12 r) at Vanderbilt, 1/29/19

Three straight 20-10 games: Julius Randle (3) 11/8/13 - 11/12/13

Double-double in points and rebs.: Nick Richards (12 points, 10 rebounds) vs. Fairleigh Dickinson, 12/7/19

Double-double in points and assists: Ashton Hagans (11 points, 11 assists) vs. Fairleigh Dickinson, 12/7/19

Double-double in points and blocks: Never

Double-double in points and steals: Never

Double-double in two consecutive games: PJ Washington (20 p, 13 r) vs. Kansas, 1/26/19; (26 p, 12 r) at Vanderbilt, 1/29/19; (15 p, 12 r) at Florida, 2/2/19

Double-double in three consecutive games: PJ Washington (20 p, 13 r) vs. Kansas, 1/26/19; (26 p, 12 r) at Vanderbilt, 1/29/19; (15 p, 12 r) at Florida, 2/2/19

Double-double in four consecutive games: Julius Randle (19 p, 15 r) vs. Kansas State, 3/21/14; (13 p, 10 r), vs. Wichita State, 3/23/14; (15 p, 12 r), vs. Louisville, 3/28/14; (16 p, 11 r), vs. Michigan, 3/30/14

Double-double in five consecutive games: Julius Randle (14 p, 10 r) at Arkansas, (2/27/14); (10 p, 15 r) at South Carolina (3/1/14); (12 p, 11 r) vs. Alabama, (3/4/14); (16 p, 10 r) at Florida, (3/8/14); (17 p, 16 r) vs. LSU, (3/14/14); (12 p, 11 r) vs. Georgia, (3/15/14)

Double-double in six consecutive games: Julius Randle (14 p, 10 r) at Arkansas, (2/27/14); (10 p, 15 r) at South Carolina (3/1/14); (12 p, 11 r) vs. Alabama, (3/4/14); (16 p, 10 r) at Florida, (3/8/14); (17 p, 16 r) vs. LSU, (3/14/14); (12 p, 11 r) vs. Georgia, (3/15/14)

Double-double in seven consecutive games: Julius Randle (7) 11/18/13-11/27/13

Double-double in 10 consecutive games: Jim Andrews, 1972-73 season

Two players record double-doubles: Nick Richards (12 points, 10 rebounds), Ashton Hagans (11 points, 11 rebounds) vs. Fairleigh Dickinson, 12/7/19

Three players record double-doubles: PJ Washington (20 points, 13 rebounds), Reid Travis (18 points, 12 rebounds), Keldon Johnson (15 points, 10 rebounds) vs. Kansas, 1/26/19

Four players record double-doubles: Jack Givens (30 pts, 13 rebs)/Kyle Macy (16 pts, 10 assts)/Mike Phillips (22 pts, 18 rebs)/Rick Robey (23 pts, 13 rebs) vs. Southern Methodist, 11/26/77

Five players record double-doubles: Never

FIELD GOALS

Made 12 FG in a game: EJ Montgomery (12) vs. Fairleigh Dickinson, 12/7/18

Made 15 FG in a game: Malik Monk (18) vs. North Carolina, 12/17/16

Made 16 FG in a game: Malik Monk (18) vs. North Carolina, 12/17/16

Made 17 FG in a game: Malik Monk (18) vs. North Carolina, 12/17/16

Made 18 FG in a game: Malik Monk (18) vs. North Carolina, 12/17/16

Made 19 FG in a game: Dan Issel (19) vs. Alabama, 2/23/70

Made 20 FG in a game: Dan Issel (23) vs. Ole Miss, 2/7/70

Made 21 FG in a game: Dan Issel (23) vs. Ole Miss, 2/7/70

Made 22 FG in a game: Dan Issel (23) vs. Ole Miss, 2/7/70

Made 23 FG in a game: Dan Issel (23) vs. Ole Miss, 2/7/70

Made 24 FG in a game: Never

Attempted 17 FG in a game: PJ Washington (18) vs. Auburn, 3/31/19

Attempted 18 FG in a game: PJ Washington (18) vs. Auburn, 3/31/19

Attempted 19 FG in a game: Shai Gilgeous-Alexander (19) vs. Vanderbilt, 1/30/18

Attempted 20 FG in a game: De'Aaron Fox (20) vs. UCLA, 3/24/17

Attempted 25 FG in a game: Malik Monk (28) vs. North Carolina, 12/17/16

3-POINTERS

Made 5 3-pointers in a game: Nate Sestina (5) vs. Ohio State, 12/21/19

Made 6 3-pointers in a game: Keldon Johnson (6) vs. Utah,

12/15/18

Made 7 3-pointers in a game: Wenyen Gabriel (7) vs. Alabama, 3/10/18

Made 8 3-pointers in a game: Malik Monk (8) vs. North Carolina, 12/17/16

Made 9 3-pointers in a game: Jodie Meeks (10) at Tennessee, 1/13/09

Made 10 3-pointers in a game: Jodie Meeks (10) at Tennessee, 1/13/09

Made 11 3-pointers in a game: Never

Attempted 10 3-pointers in a game: Malik Monk (11) vs. Georgia, 1/31/17

Attempted 15 3-pointers in a game: Jodie Meeks (15) at Tennessee, 1/13/09

Attempted 16 3-pointers in a game: Derrick Miller (16) vs. LSU 2/15/90

Attempted 17 3-pointers in a game: Derrick Miller (19) vs. Kansas 12/6/89

Attempted 18 3-pointers in a game: Derrick Miller (19) vs. Kansas 12/6/89

Attempted 19 3-pointers in a game: Derrick Miller (19) vs. Kansas 12/6/89

Attempted 20 3-pointers in a game: Never

Made a 3-pointer in 10 straight games: Immanuel Quickley (10), 3/29/19-12/14/19

Made a 3-pointer in 15 straight games: Jamal Murray (36), 11/13/15 - 3/19/16, Derek Willis (17), 1/12/16 - 3/17/16

Made a 3-pointer in 20 straight games: Jamal Murray (36), 11/13/15 - 3/19/16

Made a 3-pointer in 30 straight games: Jamal Murray (36), 11/13/15 - 3/19/16

Made two 3-pointers in 10 straight games: Kevin Knox (11), 2/10/16 - 3/11/18

Made three 3-pointers in 10 straight games: Gerald Fitch (20) 1/14/03 - 3/23/03

Made three 3-pointers in 15 straight games: Gerald Fitch (20) 1/14/03 - 3/23/03

Made three 3-pointers in 20 straight games: Gerald Fitch (20) 1/14/03 - 3/23/03

Made three 3-pointers in 25 straight games: Keith Bogans (29) 3/14/02 - 2/26/03

FREE THROWS

Made 8 FT in a game: Ashton Hagans (12) vs. Utah Valley, 11/18/19

Made 9 FT in a game: Ashton Hagans (12) vs. Utah Valley, 11/18/19

Made 10 FT in a game: Ashton Hagans (12) vs. Utah Valley, 11/18/19

Made 11 FT in a game: Ashton Hagans (12) vs. Utah Valley, 11/18/19

Made 12 FT in a game: Ashton Hagans (12) vs. Utah Valley, 11/18/19

Made 13 FT in a game: Keldon Johnson (13) vs. Tennessee State, 11/23/18

Made 14 FT in a game: Tyler Ullis (14) at Arkansas, 1/21/16

Made 15 FT in a game: Rodrick Rhodes (16) vs. Ole Miss, 1/18/95

Made 16 FT in a game: Rodrick Rhodes (16) vs. Ole Miss, 1/18/95

Made 17 FT in a game: Dwight Anderson (18) vs. Mississippi State, 2/12/79

Made 18 FT in a game: Dwight Anderson (18) vs. Mississippi State, 2/12/79

Made 18 FT in a game: Never

Attempted 10 FT in a game: Ashton Hagans (12) vs. Utah Valley, 11/18/19

Attempted 15 FT in a game: Keldon Johnson (18), vs. Tennessee State, 11/23/18

Attempted 20 FT in a game: PJ Washington (20) vs. Kansas State, 3/22/18

Attempted 25 FT in a game: Never

Made 20 Straight FT: Ashton Hagans (23), 11/12/19 - 11/29/19

Made 30 Straight FT: Tyler Herro (38), 2/16/19 - 3/29/19

REBOUNDS

15 Rebs: Nick Richards (15) vs. Arkansas, 2/26/19

16 Rebs: Keldon Johnson (17) vs. Auburn, 2/23/19

17 Rebs: Keldon Johnson (17) vs. Auburn, 2/23/19

18 Rebs: PJ Washington (18) vs. VMI, 11/18/18

19 Rebs: Nick Richards (19) vs. Southern Illinois, 11/9/18

20 Rebs: Jared Prickett (20) vs. Arkansas, 2/9/94

25 Rebs: Mike Phillips (25) vs. Tennessee, 1/10/76

30 Rebs: Cotton Nash (30) vs. Ole Miss, 2/8/64

34 Rebs: Bob Burrow (34) vs. Temple, 12/10/55

35 Rebs: Never

10+ Rebs in three consecutive games: PJ Washington (3),



THE LAST TIME UK ...

1/26/19 - 2/2/19
10+ Rebs in four consecutive games: Julius Randle (4), 3/21/14 - 3/30/14
10+ Rebs in five consecutive games: Julius Randle (10), 2/12/14 - 3/15/14
10+ Rebs in six consecutive games: Julius Randle (10), 2/12/14 - 3/15/14
10+ Rebs in seven consecutive games: Julius Randle (10), 2/12/14 - 3/15/14
10+ rebs in eight consecutive games: Julius Randle (10), 2/12/14 - 3/15/14
10+ rebs in nine consecutive games: Julius Randle (10), 2/12/14 - 3/15/14
10+ rebs in 10 consecutive games: Julius Randle (10), 2/12/14 - 3/15/14
Two players had 10 rebounds: Nate Sestina (12), Nick Richards (10) vs. Utah Valley, 11/18/19
Three players had 10 rebounds: PJ Washington (13), Reid Travis (12), Keldon Johnson (10) vs. Kansas, 1/26/19

ASSISTS

6 assists: Ashton Hagans (9) vs. Ohio State, 12/21/19
7 assists: Ashton Hagans (9) vs. Ohio State, 12/21/19
8 assists: Ashton Hagans (9) vs. Ohio State, 12/21/19
9 assists: Ashton Hagans (9) vs. Ohio State, 12/21/19
10 assists: Ashton Hagans (11) vs. Fairleigh Dickinson, 12/7/19
11 assists: Ashton Hagans (11) vs. Fairleigh Dickinson, 12/7/19
12 assists: Ashton Hagans (12) vs. UAB, 11/29/19
13 assists: Tyler Ulis (14) vs. LSU, 3/5/16
14 assists: Tyler Ulis (14) vs. LSU, 3/5/16
15 assists: John Wall (16) vs. Hartford, 12/29/09
16 assists: John Wall (16) vs. Hartford, 12/29/09
16 assists: Never
5+ assists in four consecutive games: Ashton Hagans (8), 11/18/19 - current
8+ assists in two consecutive games: Ashton Hagans (2), 12/18/19 - current

BLOCKS

4 blocks: Nick Richards (4) vs. Georgia Tech, 12/14/19
5 blocks: Nick Richards (7) vs. Lamar, 11/24/19
6 blocks: Nick Richards (7) vs. Lamar, 11/24/19
7 blocks: Nick Richards (7) vs. Lamar, 11/24/19
8 blocks: Willie Cauley-Stein (9) vs. Boise State, 12/10/13
9 blocks: Willie Cauley-Stein (9) vs. Boise State, 12/10/13
10 blocks: Nerlens Noel (12) at Ole Miss, 1/29/13
11 blocks: Nerlens Noel (12) at Ole Miss, 1/29/13
12 blocks: Nerlens Noel (12) at Ole Miss, 1/29/13
13 blocks: Never

STEALS

4 steals: Ashton Hagans (4) vs. Utah, 12/18/19
5 steals: Ashton Hagans (5) vs. Texas A&M, 1/8/19
6 steals: Ashton Hagans (8) vs. North Carolina, 12/22/18
7 steals: Ashton Hagans (8) vs. North Carolina, 12/22/18
8 steals: Ashton Hagans (8) vs. North Carolina, 12/22/18
9 steals: Never
3+ steals in five consecutive games: Ashton Hagans (7) 12/22/18 - 1/19/19
3+ steals in 10 consecutive games: Never

MINUTES

Played every minute: PJ Washington (40) vs. Kansas State, 3/22/18
Played 40+ minutes: Reid Travis (44) vs. Auburn, 3/31/19
Played more than 50 minutes: Patrick Patterson (50) vs. Vanderbilt, 1/12/08

FOULS

Fouled out: Tyrese Maxey vs. Ohio State, 12/21/19
Two players fouled out: Jarred Vanderbilt, Wenyen Gabriel, at Texas A&M, 2/10/18
Three players fouled out: Hamidou Diallo, Wenyen Gabriel, Nick Richards at South Carolina, 1/16/18
Four players fouled out: Skal Labissiere, Marcus Lee, Alex Poythress, Derek Willis at Kansas, 1/30/16
Technical foul: Kentucky bench, vs. Tennessee, 3/16/19

TEAM

WINS/LOSSES

Won 10 straight games: 10, 1/8/19 - 2/9/19
Won 20 straight games: 38, 11/14/14 - 3/28/15
Won 30 straight games: 38, 11/14/14 - 3/28/15
Won 40 straight games: Never
Lost consecutive games: 2, 12/18/19 - 12/21/19
Lost three straight games: 4, 2/3/18 - 2/14/18

Lost four straight games: 4, 2/3/18 - 2/14/18
Lost five straight games: 5, 12/23/89 - 1/6/90
Lost 10 straight games: Never

STARTS

Started four freshmen: EJ Montgomery, Keldon Johnson, Ashton Hagans, Tyler Herro vs. Auburn, 3/31/19
Started five freshmen: Hamidou Diallo, Shai Gilgeous-Alexander, Kevin Knox, Nick Richards, PJ Washington vs. Kansas State, 3/22/18

SCORING

Scored 90 or more points: 91 vs. Eastern Kentucky, 11/8/19 (W, 91-49)
Scored 90 or more points (SEC game): 96 vs. Ole Miss, 2/28/18 (W, 96-78)
Scored 100 or more points: 107 vs. UIC, 11/26/17 (W, 107-73)
Scored 100 or more points (SEC game): 100 vs. Texas A&M, 1/3/17 (W, 100-58)
Scored 110 or more points: 115 vs. Arizona State, 11/28/16 (W, 115-69)
Scored 110 or more points (SEC game): 110 vs. Auburn, 2/21/15 (W, 110-75)
Scored 120 or more points: 120 vs. Vanderbilt, 2/7/96 (W, 120-81)
Scored 120 or more points (SEC game): 120 vs. Vanderbilt, 2/7/96 (W, 120-81)
Scored 130 or more points: 143 vs. Georgia, 2/27/56 (W, 143-66)
Scored 140 or more points: 143 vs. Georgia, 2/27/56 (W, 143-66)
Scored 150 or more points: Never
Scored less than 50 points: 48 vs. Vanderbilt, 3/15/13 (L, 64-48)
Scored 100 points in two consecutive games: vs. Cleveland State (11/23/16), vs. UT Martin (11/25/16), vs. Arizona State (11/28/16)
Scored 100 Points in three consecutive games: vs. Cleveland State (11/23/16), vs. UT Martin (11/25/16), vs. Arizona State (11/28/16)
Scored 100 points in consecutive SEC games: 2/27/56-3/3/56

SHOOTING PERCENTAGES

Shot 70% from the field: .722 vs. Mississippi St., 2/15/86
Shot 65% from the field: .667 vs. UIC, 11/26/17
Shot 30% or less from the field: .281 at Texas A&M (1/10/15)
Allowed 50% shooting: .500 vs. Ohio State, 12/21/19
Allowed 60% shooting: .640 by Florida, 3/4/07
Allowed 30% or less shooting: .250 by ECU, 11/8/19 (16-64)
Allowed 20% or less shooting: .197 by Montana State, 11/23/14 (12-61)

FREE THROWS

Shot 90% or better from FT line: 91.2 (31-34) vs. Utah Valley, 11/18/19
Shot 100% from FT Line: 11-11 vs. Florida, 2/7/12
Shot 50% or less from FT line: .471 (8-17) at Texas A&M, 2/10/18
Attempted 40 FT: vs. Tennessee State (41), 11/23/18
Attempted five or less FT: vs. South Carolina (4) 1/21/06
Made 30 FT: 31 vs. Utah Valley, 11/18/19 (31-34)

3-POINTERS

Hit 0 3-pointers: 0 vs. Davidson, 3/15/18 (0-6)
Hit 10 3-pointers: 10 vs. Lamar, 11/24/19 (10-22)
Hit 11 3-pointers: 11 vs. Auburn, 2/23/19 (11-24)
Hit 12 3-pointers: 12 vs. Utah, 12/15/18 (12-21)
Hit 13 3-pointers: 13 vs. Texas A&M, 1/3/17 (13-25)
Hit 14 3-pointers: 15 vs. Georgia, 3/1/12 (15-27)
Hit 15 3-pointers: 15 vs. Georgia, 3/1/12 (15-27)
Hit 16 3-pointers: 16 vs. UNC-Asheville, 12/23/96 (16-33)
Hit 17 3-pointers: 20 vs. LSU, 3/4/95 (20-35)
Hit 18 3-pointers: 20 vs. LSU, 3/4/95 (20-35)
Hit 19 3-pointers: 20 vs. LSU, 3/4/95 (20-35)
Hit 20 3-pointers: 20 vs. LSU, 3/4/95 (20-35)
Hit 21 3-pointers: 21 vs. North Carolina, 12/27/89 (21-48)
Hit 22 3-pointers: Never

SCORING MARGINS

Won game by 50 points or more: 58 vs. Montana State (W, 86-28) 11/23/14
Won game by 60 points or more: 62 vs. Vanderbilt (W, 106-44) 3/5/03
Won game by 70 points or more: 74 vs. Tennessee-Martin (W, 124-50) 11/26/94
Lost game by 30 points or more: 34 vs. Duke (L, 118-84) 11/6/18
Lost game by 40 points or more: 41 at Vanderbilt (L, 93-52)

2/12/08
Lost game by 50 points or more: 55 at Kansas (L, 150-95) 12/9/89
Lost game by 60 points or more: 70 vs. Central (L, 87-17) 1/28/1910
Lost game by 70 points or more: 70 vs. Central (L, 87-17) 1/28/1910
Game decided by one point: vs. Seton Hall, 12/8/18 (L, 84-83 OT)
Game decided by two points: vs. LSU, 2/11/19 (L, 73-71)
Game decided by three points: vs. Utah, 12/18/19 (L, 69-66)
Two consecutive games decided by one point: vs. North Carolina (W, 73-72) 12/3/11 and at Indiana (L, 73-72) 12/10/11
Three consecutive games decided by one point: Never
Two consecutive games decided by two points: at Ole Miss (L, 71-69) 2/1/11 and Florida (L, 70-68) 2/5/11

Came back from 10-point deficit for win: W, 70-66 vs. Arkansas (2/26/19); Trailed by 15 at 45-30 (18:22 in 2nd)
Came back from 11-point deficit for win: W, 70-66 vs. Arkansas (2/26/19); Trailed by 15 at 45-30 (18:22 in 2nd)
Came back from 12-point deficit for win: W, 70-66 vs. Arkansas (2/26/19); Trailed by 15 at 45-30 (18:22 in 2nd)
Came back from 13-point deficit for win: W, 70-66 vs. Arkansas (2/26/19); Trailed by 15 at 45-30 (18:22 in 2nd)
Came back from 14-point deficit for win: W, 70-66 vs. Arkansas (2/26/19); Trailed by 15 at 45-30 (18:22 in 2nd)
Came back from 15-point deficit for win: W, 70-66 vs. Arkansas (2/26/19); Trailed by 15 at 45-30 (18:22 in 2nd)
Came back from 16-point deficit for win: W, 83-76 at West Virginia (1/27/18); Trailed by 17 at 40-23 (18:57 in 2nd))
Came back from 17-point deficit for win: W, 83-76 at West Virginia (1/27/18); Trailed by 17 at 40-23 (18:57 in 2nd)
Came back from 18-point deficit for win: W, 73-67 vs. Vanderbilt (2/28/17); Trailed by 19 at 25-6 (8:03 in 1st)
Came back from 19-point deficit for win: W, 73-67 vs. Vanderbilt (2/28/17); Trailed by 19 at 25-6 (8:03 in 1st)
Came back from 20-point deficit for win: W, 82-79 at Vanderbilt (2/22/97); Trailed by 22 at 40-18 (3:51 in 1st)
Came back from 30-point deficit for win: W, 99-95 at LSU (2/15/94); Trailed by 31 at 68-37 (15:34 in 2nd)
Came back from 31-point deficit for win: W, 99-95 at LSU (2/15/94); Trailed by 31 at 68-37 (15:34 in 2nd)

REBOUNDS

Pulled down 50 rebounds: 54 (12-42) vs. ECU, 11/8/19
Pulled down 55 rebounds: 59 (20-39) vs. Arizona State, 11/28/16
Pulled down 60 rebounds: 62 (19-43) vs. Morehead State, 12/16/96

OVERTIME GAMES

Played an overtime game: vs. Auburn, 3/31/19 (L, 77-71 OT)
Won an overtime game: vs. Vanderbilt, 1/30/18 (W, 83-81 OT)
Lost an overtime game: vs. Auburn, 3/31/19 (L, 77-71 OT)
Played an SEC overtime game: vs. Vanderbilt, 1/30/18 (W, 83-81 OT)
Won an SEC overtime game: vs. Vanderbilt, 1/30/18 (W, 83-81 OT)
Lost an SEC overtime game: at Texas A&M, 2/20/16 (L, 79-77 OT)
Played an overtime game in SEC Tournament: vs. Texas A&M, 3/13/16 (W, 82-77 OT)
Won an overtime game in SEC Tournament: vs. Texas A&M, 3/13/16 (W, 82-77 OT)
Played an overtime game in NCAA Tournament: vs. Auburn, 3/31/19 (L, 77-71 OT)
Won an overtime game in NCAA Tournament: vs. St. Bonaventure, 3/16/00 (W, 85-80 OT)
Lost an overtime game in NCAA Tournament: vs. Auburn, 3/31/19 (L, 77-71 OT)
Played two overtimes: at Texas A&M, 1/10/15 (W, 70-64 Tot)
Played three overtimes: vs. Temple 12/7/57 (W, 85-83)
Played four overtimes: Never played four overtime game
Played consecutive games that went to overtime: 1/6/15 vs. Ole Miss (W, 89-86) and 1/10/15 at Texas A&M (70-64)



THE LAST TIME A UK OPPONENT ...

INDIVIDUALS

SCORING

Scored 25 points: Timmy Allen (25), Utah, 12/18/19
Scored 30 points: Bubba Parham (35), VMI, 11/21/18
Scored 35 Points: Bubba Parham (35), VMI, 11/21/18
Scored 40 points: Elston Turner (40), Texas A&M, 1/12/13
Scored 45 points: David Robinson (45), Navy, 1/25/87
Scored 50 points: Austin Carr (50), Notre Dame, 12/29/79
Scored 60 points: Pete Maravich (64), LSU, 2/21/70
Scored 65 points: Never
Two players had 20 points: Jared Harper (26), Bryce Brown (24), Auburn, 3/31/19
Three players had 20 points: R.J. Barrett, Zion Williamson, Cam Reddish, Duke, 11/6/18
Two players had 30 points: Ronnie Henderson (36) and Claren Ceasar (32), LSU, 2/15/94
Five players scored in double figures: Alabama, 1/5/19

FIELD GOALS

Made 15 FG in a game: David Robinson (17), Navy, 1/25/87
Made 16 FG in a game: David Robinson (17), Navy, 1/25/87
Made 17 FG in a game: David Robinson (17), Navy, 1/25/87
Made 18 FG in a game: Steve Downing (19), Indiana, 12/11/71
Made 19 FG in a game: Steve Downing (19), Indiana, 12/11/71
Made 20 FG in a game: Johnny Neumann (20), Ole Miss, 1/2/71
Made 21 FG in a game: Austin Carr (21), Notre Dame, 12/29/70
Made 22 FG in a game: Austin Carr (22), Notre Dame, 3/12/70
Made 23 FG in a game: Pete Maravich (23), LSU, 2/21/70
Made 24 FG in a game: Never
Attempted 17 FG in a game: TJ Washington (18), Utah Valley, 11/18/19
Attempted 18 FG in a game: TJ Washington (18), Utah Valley, 11/18/19
Attempted 19 FG in a game: Bubba Parham (20), VMI, 11/28/18
Attempted 20 FG in a game: Bubba Parham (20), VMI, 11/28/18
Attempted 25 FG in a game: R.J. Barrett (26), Duke, 11/6/18
Attempted 30 FG in a game: Freeman Williams (40), Portland State, 12/16/17
Attempted 35 FG in a game: Freeman Williams (40), Portland State, 12/16/17
Attempted 40 FG in a game: Freeman Williams (40), Portland State, 12/16/17
Attempted 45 FG in a game: Johnny Neumann (50), Ole Miss, 1/2/71
Attempted 50 FG in a game: Johnny Neumann (50), Ole Miss, 1/2/71
Attempted 53 FG in a game: Pete Maravich (53), LSU, 2/22/69
Attempted 54 FG in a game: Never

3-POINTERS

Made 5 3-pointers in a game: Davion Bust (5), Lamar, 11/24/19
Made 6 3-pointers in a game: Armoni Brooks (6), Houston, 3/29/19
Made 7 3-pointers in a game: Bubba Parham (10), VMI, 11/18/18
Made 8 3-pointers in a game: Bubba Parham (10), VMI, 11/18/18
Made 9 3-pointers in a game: Bubba Parham (10), VMI, 11/18/18
Made 10 3-pointers in a game: Bubba Parham (10), VMI, 11/18/18
Made 11 3-pointers in a game: Corey Allmond (11), Sam Houston State, 11/19/2009
Made 12 3-pointers in a game: Never
Attempted 10 3-pointers in a game: Davion Buster (11), Lamar, 11/24/19
Attempted 15 3-pointers in a game: Bubba Parham (16), VMI, 11/18/18
Attempted 16 3-pointers in a game: Bubba Parham (16), VMI, 11/18/18
Attempted 17 3-pointers in a game: Chris Jackson (17), LSU, 2/15/90
Attempted 18 3-pointers in a game: Jeff Boschee (18), Kansas, 3/14/99
Attempted 19 3-pointers in a game: Never

FREE THROWS

Made 10 FT in a game: Cassius Winston (10), Michigan State, 11/5/19
Made 11 FT in a game: Jared Harper (11), Auburn, 3/31/19
Made 12 FT in a game: J.J. Frazier (12), Georgia, 2/18/17
Made 13 FT in a game: Sindarius Thornwell (14), South Caro-

lina, 1/21/17
Made 14 FT in a game: Sindarius Thornwell (14), South Carolina, 1/21/17
Made 15 FT in a game: Brenton Williams (15), South Carolina, 3/1/14
Made 16 FT in a game: Dan Cross (16), Florida, 2/18/95
Made 17 FT in a game: John Mengelt (17), Auburn, 3/2/70
Made 18 FT in a game: Pete Maravich (18), LSU, 2/21/70
Made 19 FT in a game: Never
Attempted 10 FT in a game: Timmy Allen (12), Utah, 12/18/19
Attempted 15 FT in a game: J.J. Frazier (15), Georgia, 2/18/17
Attempted 20 FT in a game: Harding McCaleb (25), Louisville, 2/22/16
Attempted 25 FT in a game: Harding McCaleb (25), Louisville, 2/22/16
Attempted 26 FT in a game: Never

REBOUNDS

15 Rebs: Dedric Lawson (15), Kansas, 1/26/19
16 Rebs: Kennedy Meeks (17), North Carolina, 3/26/17
17 Rebs: Kennedy Meeks (17), North Carolina, 3/26/17
18 Rebs: Sean May (19), North Carolina, 12/4/04
19 Rebs: Sean May (19), North Carolina, 12/4/04
20 Rebs: Andrew DeClercq (20), Florida, 1/18/94
25 Rebs: Leon Douglas (25), Alabama, 1/20/75
30 Rebs: Kenneth Stanley (30), USC, 12/4/61
31 Rebs: Never
Two players had 10 rebounds: Desean Murray (11) and Anfernee McLemore (11), Auburn, 2/4/18
Three players had 10 rebounds: Craig Victor II (12), Tim Quarterman (10), Ben Simmons (10), LSU, 1/5/16

ASSISTS

10 assists: Tonny Trocha-Morelos (10), Texas A&M, 3/4/2017
11 assists: Dwyane Wade (11), Marquette, 3/29/03
12 assists: Edgar Padilla (12), UMass, 3/30/96
13 assists: Billy McCaffrey (14), Vanderbilt, 1/13/93
14 assists: Billy McCaffrey (14), Vanderbilt, 1/13/93
15 assists: Eric Richardson (15), Alabama, 2/4/84
16 assists: Never

BLOCKS

5 blocks: Akolda Manyang (5), Utah Valley, 11/10/17
6 blocks: Sagaba Konate (7), West Virginia, 1/27/18
7 blocks: Sagaba Konate (7), West Virginia, 1/27/18
8 blocks: Jarvis Varnado (10), Mississippi State, 1/15/08
9 blocks: Jarvis Varnado (10), Mississippi State, 1/15/08
10 blocks: Jarvis Varnado (10), Mississippi State, 1/15/08
11 blocks: Samaki Walker (11), Louisville, 1/1/95
12 blocks: Never

STEALS

5 steals: Ben Simmons (7), LSU, 3/5/16
6 steals: Ben Simmons (7), LSU, 3/5/16
7 steals: Ben Simmons (7), LSU, 3/5/16
8 steals: Never

TEAM

SCORING

Scored 90 or more points: 118, Duke, 11/6/18 (L, 118-84)
Scored 90 or more points (SEC game): 90, Georgia, 3/4/09 (L, 90-85)
Scored 100 or more points: 118, Duke, 11/6/18 (L, 118-84)
Scored 100 or more points (SEC game): 101, Arkansas, 2/10/93 (L, 101-94)
Scored 110 or more points: 118, Duke, 11/6/18 (L, 118-84)
Scored 110 or more points (SEC game): 110, Vanderbilt, 3/4/67 (L, 110-94)
Scored 120 or more points: 121, North Carolina, 12/27/89 (L, 121-110)
Scored 120 or more points (SEC game): Never
Scored 130 or more points: 150, Kansas, 12/9/89 (L, 150-95)
Scored 140 or more points: 150, Kansas, 12/9/89 (L, 150-95)
Scored 150 or more points: 150, Kansas, 12/9/89 (L, 150-95)
Scored 160 or more points: Never
Scored less than 50 points: 49, Eastern Kentucky, 11/8/19 (W, 91-49)
Scored less than 50 points (SEC game): 48, South Carolina, 2/5/19 (W, 76-48)
Scored less than 40 points: 39, West Virginia, 3/26/15 (W, 78-39)
Scored less than 40 points (SEC game): 37, Missouri, 1/13/15 (W, 86-37)
Scored less than 30 points: 28, Montana State, 11/23/14 (W, 86-28)
Scored less than 30 points (SEC game): 26, Georgia Tech,

1/28/46 (W, 86-37)
Scored less than 20 points: 18, Western Ontario, 12/10/49 (W, 90-21)
Scored less than 20 points (SEC game): 18, Alabama, 2/10/40 (W, 46-18)
Scored less than 10 points: 9, Tulane, 12/21/34 (W, 39-9)
Scored less than 10 points (SEC game): Never
Scored less than 5 points: Never

SHOOTING PERCENTAGES

Shot 70% from the field: Never
Shot 60% from the field: .640, Florida, 3/4/07
Shot 50% from the field: .500, Ohio State, 12/21/19
Shot 30% or less from the field: .250, Eastern Kentucky, 11/8/19 (16-64)
Shot 20% or less from the field: .197, Montana State, 11/23/14 (12-61)
Shot 10% or less from the field: Never (shooting percentages not recorded prior to 1947)

3-Pointers

Made 10 or more 3-pointers: 11, Utah Valley, 11/18/19
Made 15 or more 3-pointers: 19, VMI, 11/18/18
Made 20 or more 3-pointers: Never
Made zero 3-pointers: 0, Auburn, 1/19/13 (0-15)
Attempted 30 or more 3-pointers: 31, Utah Valley, 11/18/19

FREE THROWS

Shot 90% or better from FT line: 92.3 (12-13), Evansville, 11/12/19
Shot 100% from FT Line: 5-5, VMI, 11/18/18
Shot 50% or less from FT line: .333 (2-6), Georgia Tech, 12/14/19
Attempted 40 FT: 47, Kansas, 1/30/16 (30-47)
Attempted five or less FT: 5, UAB, 11/29/19 (2-5)
Made 30 FT: 30, Tennessee, 2/2/16 (30-34)

REBOUNDS

Pulled down 50 rebounds: 54 (17-37), Florida, 2/4/17



RUPP ARENA

Year-by-Year Records

Season	W-L	Percentage
2019-20	7-1	.875
2018-19	17-1	.944
2017-18	16-2	.889
2016-17	15-2	.882
2015-16	17-0	1.000
2014-15	19-0	1.000
2013-14	16-2	.889
2012-13	16-2	.889
2011-12	18-0	1.000
2010-11	15-0	1.000
2009-10	18-0	1.000
2008-09	12-6	.667
2007-08	14-4	.778
2006-07	14-2	.875
2005-06	10-5	.667
2004-05	14-1	.933
2003-04	11-2	.846
2002-03	12-1	.923
2001-02	12-3	.800
2000-01	11-1	.917
1999-2000	14-0	1.000
1998-99	12-1	.923
1997-98	9-3	.750
1996-97	12-1	.923
1995-96	13-0	1.000
1994-95	12-1	.923
1993-94	13-1	.929
1992-93	16-0	1.000
1991-92	15-2	.882
1990-91	13-0	1.000
1989-90	13-2	.867
1988-89	8-6	.571
1987-88	14-2	.875
1986-87	13-2	.867
1985-86	18-0	1.000
1984-85	11-3	.786
1983-84	16-0	1.000
1982-83	14-1	.933
1981-82	15-1	.938
1980-81	15-0	1.000
1979-80	12-3	.800
1978-79	11-4	.733
1977-78	16-0	1.000
1976-77	12-2	.857
Total	601-70	.896

Top 10 Attendances of 19-20

No. Att.	Opp.	Date	Result
1.	20,401	UAB	11/29/19 W, 69-58
2.	20,351	MSM	11/22/19 W, 82-62
3.	20,163	EKU	11/8/19 W, 91-49
4.	20,111	Georgia Tech	12/14/19 W, 67-53
5.	20,048	Lamar	11/22/19 W, 81-56
6.	19,101	Evansville	11/12/19 L, 67-64
7.	18,859	Utah Valley	11/18/19 W, 82-74

Rupp Arena Quick Facts

Year Opened:	1976
First Game:	Nov. 27, 1976
All-Time Record:	601-70 (.89.5)
Record Under Calipari:	174-10 (94.6)
Capacity:	20,500
Record Crowd:	24,479 (1/20/10)
Longest Win Streak:	54 (11/9/10-12/1/12)
Current Win Streak:	6

Cats Rock at Rupp

The Wildcats are 601-70 (.896) in Rupp Arena. Among the most notable marks of dominance as the nation's toughest venue to play include:

- School record 54-game winning streak to begin the John Calipari era
- UK is 321-41 (.887) in regular-season SEC games in the building
- Kentucky set a new program home record of 19 wins in 2014-15
- UK has gone undefeated at home in five of Calipari's 11 seasons
- The Wildcats have a perfect mark in 13 of Rupp Arena's 44 seasons

UK Reaches 600 Wins at Rupp in Record Time

With a victory over Fairleigh Dickinson on Dec. 7, Kentucky reached the 600-win mark at Rupp Arena faster than any other program in NCAA Division I level history. UK needed just 670 games to reach win No. 600 in Rupp Arena.

It took UCLA, which previously owned the fastest pace to 600 wins, 689 games in Pauley Pavilion. Only one other team, Kansas, achieved win No. 600 in fewer than 700 games at its home venue. The Jayhawks reached the significant win in their 699th game.

Cal Owns Longest Win Streaks in Rupp

With UK's 2011-12 season-opening victory over Marist, UK head coach John Calipari recorded his 34th consecutive win in Rupp Arena as UK's head coach. It broke former UK head coach Rick Pitino's longest streak of 33 games in the venue.

The winning streak reached as long as 54 games. Calipari didn't suffer his first loss in Rupp Arena until losing to Baylor in his fourth season. The 54-game run, however, was his longest career winning streak. He also had the second-longest streak in the arena as the Cats won 42 straight from March 4, 2014 to Nov. 25, 2016.

Pack the House

Kentucky has led the nation in average home attendance in 20 of the last 24 seasons. That number includes a Rupp Arena record of 24,110 in John Calipari's first season (2009-10) as head coach.

- Kentucky averaged 21,695 fans during the 2018-19 season
- UK averaged 23,000-plus fans in seven of Calipari's first 10 seasons
- The Wildcats led the nation in average attendance in 2017-18

New Chairbacks, Fewer Seats

After receiving a \$16 million upgrade over the 2014-15 and 2015-16 seasons that enhanced the fan experience with the likes of a new Daktronics center-hung scoreboard, ribbons boards, new corner video boards and a new audio system, Rupp Arena is undergoing an additional transformation as a part of UK's new leasing agreement with the Lexington Center.

Chair-back seating in the upper-level sideline was installed in sections 211-217 and 228-234 for the 2019-20 season. Club areas will be available to season ticket holders starting with the 2020-21 season.

The new seating reduced Rupp Arena's capacity to 20,500.

The Top-Ranked Team at Home

Kentucky has lost just four times at home as the Associated Press top-ranked team in the history of the program and just three times in Rupp Arena. Prior to the losses to Evansville (Nov. 12) and UCLA (Dec. 3, 2016), both by three, the other two losses came by just one point.

The Wildcats are 54-3 all-time as the AP No. 1 team in Rupp Arena since its opening in 1976. The first loss was to Auburn, 53-52, on Jan. 9, 1988.

Coach Cal in Rupp Arena

It's been downright difficult to beat the Wildcats in Rupp Arena during the John Calipari era. UK is 174-10 (.946) in Rupp Arena under Calipari.

- UK is 20-5 (.800) vs. ranked opponents in Rupp in the Calipari era
- The Wildcats are 154-5 (.969) vs. unranked teams in Rupp under Cal
- UK is 93-4 (.959) at home vs. nonconference foes under Calipari
- Calipari notched his 100th career win in Rupp Arena as UK's coach with the Wildcats' 110-75 rout of Auburn on Feb. 21, 2014. It took Calipari just 104 games to reach the century mark at home, the fastest of any UK coach

Cal Passes Hall for Rupp Record

With a 101-70 victory over Cleveland State on Nov. 23, 2016, John Calipari passed former UK head coach Joe B. Hall for wins in Rupp Arena history.

Calipari currently has 174 victories inside the historic venue. Hall won 122.

2019-20 Opponent Breakdown

Eastern Kentucky (Nov. 8)

All-time games in Rupp Arena: 11
UK record in Rupp vs. EKV: 11-0
Last time in Rupp Arena: UK, 91-49 (11/8/19)

Evansville (Nov. 12)

All-time games in Rupp Arena: 1
UK record in Rupp vs. UE: 0-1
Last time in Rupp Arena: UE, 67-64 (11/12/19)

Utah Valley (Nov. 18)

All-time games in Rupp Arena: 2
UK record in Rupp vs. UV: 2-0
Last time in Rupp Arena: UK, 82-74 (11/18/19)

Mount St. Mary's (Nov. 22)

All-time games in Rupp Arena: 1
UK record in Rupp vs. MSM: 1-0
Last time in Rupp Arena: UK, 82-62 (11/22/19)

Lamar (Nov. 24)

All-time games in Rupp Arena: 4
UK record in Rupp vs. LU: 4-0
Last time in Rupp Arena: UK, 81-56 (11/24/19)

UAB (Nov. 29)

All-time games in Rupp Arena: 2
UK record in Rupp vs. UAB: 2-0
Last time in Rupp Arena: UK, 69-58 (11/29/19)

Fairleigh Dickinson (Dec. 7)

All-time games in Rupp Arena: 1
UK record in Rupp vs. FDU: 1-0
Last time in Rupp Arena: UK, 83-52 (12/7/19)

Georgia Tech (Dec. 14)

All-time games in Rupp Arena: 4
UK record in Rupp vs. GT: 4-0
Last time in Rupp Arena: UK, 67-53 (12/14/19)

Louisville (Dec. 28)

All-time games in Rupp Arena: 19
UK record in Rupp vs. UofL: 15-4
Last time in Rupp Arena: UK, 90-61 (12/16/17)

Missouri (Jan. 4)

All-time games in Rupp Arena: 4
UK record in Rupp vs. MU: 4-0
Last time in Rupp Arena: UK, 87-66 (2/24/18)

Alabama (Jan. 11)

All-time games in Rupp Arena: 31
UK record in Rupp vs. UA: 26-5
Last time in Rupp Arena: UK, 81-71 (2/17/18)

Georgia (Jan. 21)

All-time games in Rupp Arena: 40
UK record in Rupp vs. UGA: 36-4
Last time in Rupp Arena: UK, 66-61 (12/31/17)

Vanderbilt (Jan. 29)

All-time games in Rupp Arena: 41
UK record in Rupp vs. VU: 39-2
Last time in Rupp Arena: UK, 56-47 (1/12/19)

Mississippi State (Feb. 4)

All-time games in Rupp Arena: 30
UK record in Rupp vs. MSU: 28-2
Last time in Rupp Arena: UK, 76-55 (1/22/19)

Ole Miss (Feb. 15)

All-time games in Rupp Arena: 31
UK record in Rupp vs. OM: 30-1
Last time in Rupp Arena: UK, 96-78 (2/28/18)

Florida (Feb. 22)

All-time games in Rupp Arena: 43
UK record in Rupp vs. UF: 38-5
Last time in Rupp Arena: UK, 66-57 (3/9/19)

Auburn (Feb. 29)

All-time games in Rupp Arena: 30
UK record in Rupp vs. AU: 28-2
Last time in Rupp Arena: UK, 80-53 (2/23/19)

Tennessee (March 3)

All-time games in Rupp Arena: 43
UK record in Rupp vs. UT: 38-5
Last time in Rupp Arena: UK, 86-69 (2/16/19)



COACH CALIPARI

UK vs. AP Ranked Foes Under Cal

In John Calipari Era (2009-Present)

60-32

vs. No. 5 Ohio State (Las Vegas)	Dec. 21, 2019	L, 71-65
vs. No. 1 Michigan State (New York)	Nov. 5, 2019	W, 69-62
vs. No. 14 Auburn (NCAAT)	March 31, 2019	L 77-71 ^{OT}
vs. No. 11 Houston (NCAAT)	March 29, 2019	W, 62-58
vs. No. 19 Wofford (NCAAT)	March 23, 2019	W, 62-56
vs. No. 8 Tennessee (SECT)	March 16, 2019	L, 82-78
at No. 7 Tennessee	March 2, 2019	L, 71-52
vs. No. 1 Tennessee	Feb. 16, 2019	W, 86-69
vs. No. 19 LSU	Feb. 13, 2019	L, 73-71
vs. No. 9 Kansas	Jan. 26, 2019	W, 71-63
vs. No. 22 Mississippi State	Jan. 22, 2019	W, 76-55
at No. 14 Auburn	Jan. 19, 2019	W, 82-80
vs. No. 9 North Carolina (Chicago)	Dec. 22, 2018	W, 80-72
vs. No. 4 Duke (Indianapolis)	Nov. 6, 2018	L, 118-84
vs. No. 13 Tennessee (SECT)	March 11, 2018	W, 77-72
at No. 10 Auburn	Feb. 14, 2018	L, 76-66
vs. No. 15 Tennessee	Feb. 6, 2018	L, 61-59
at No. 7 West Virginia	Jan. 27, 2018	W, 83-76
at No. 23 Tennessee	Jan. 6, 2018	L, 76-65
vs. No. 4 Kansas (Chicago)	Nov. 14, 2017	L, 65-61
vs. No. 6 North Carolina (NCAAT)	March 26, 2017	L, 75-73
vs. No. 8 UCLA (NCAA)	March 24, 2017	W, 86-75
vs. No. 19 Wichita State (NCAAT)	March 19, 2017	W, 65-62
vs. No. 13 Florida	Feb. 25, 2017	W, 76-66
at No. 24 Florida	Feb. 4, 2017	L, 88-66
vs. No. 2 Kansas	Jan. 28, 2017	L, 79-73
vs. No. 24 South Carolina	Jan. 21, 2017	W, 85-69
at No. 10 Louisville	Dec. 21, 2016	L, 73-70
vs. No. 7 North Carolina (Las Vegas)	Dec. 17, 2016	W, 103-100
vs. No. 11 UCLA	Dec. 3, 2016	L, 97-92
vs. No. 13 Michigan State (New York)	Nov. 15, 2016	W, 69-48
vs. No. 14 Indiana (NCAAT)	March 19, 2016	L, 73-67
vs. No. 17 Texas A&M (SECT)	March 13, 2016	W, 82-77
at No. 4 Kansas	Jan. 30, 2016	L, 90-84
vs. No. 16 Louisville	Dec. 27, 2015	W, 75-73
vs. No. 5 Duke (Chicago)	Nov. 17, 2015	W, 74-63
vs. No. 3 Wisconsin (NCAAT)	April 4, 2015	L, 71-64
vs. No. 8 Notre Dame (NCAAT)	March 28, 2015	W, 68-66
vs. No. 20 West Virginia (NCAAT)	March 26, 2015	W, 78-39
vs. No. 21 Arkansas (SECT)	March 15, 2015	W, 78-63
vs. No. 18 Arkansas	Feb. 28, 2015	W, 84-67
at No. 4 Louisville	Dec. 27, 2014	W, 58-50
vs. No. 21 North Carolina	Dec. 13, 2014	W, 84-70
vs. No. 6 Texas	Dec. 5, 2014	W, 63-51
vs. No. 5 Kansas (Indianapolis)	Nov. 18, 2014	W, 72-40
vs. No. 18 UConn (NCAAT)	April 7, 2014	L, 60-54
vs. No. 12 Wisconsin (NCAAT)	April 5, 2014	W, 74-73
vs. No. 7 Michigan (NCAAT)	March 30, 2014	W, 75-72
vs. No. 5 Louisville (NCAAT)	March 28, 2014	W, 74-69
vs. No. 2 Wichita State (NCAAT)	March 23, 2014	W, 78-76
vs. No. 1 Florida (SECT)	March 16, 2014	L, 61-60
at No. 1 Florida	March 8, 2014	L, 84-65
vs. No. 3 Florida	Feb. 15, 2014	L, 69-59
vs. No. 4 Louisville	Dec. 28, 2013	W, 73-66
at No. 18 North Carolina	Dec. 14, 2013	L, 82-77
vs. No. 20 Baylor (Dallas)	Dec. 6, 2013	L, 67-62
vs. No. 2 Michigan St. (Chicago)	Nov. 12, 2013	L, 78-74
at No. 11 Florida	March 9, 2013	W, 61-57
at No. 7 Florida	Feb. 12, 2013	L, 69-52
at No. 16 Ole Miss	Jan. 29, 2013	W, 87-74
at No. 4 Louisville	Dec. 29, 2012	L, 80-77
vs. No. 9 Duke (Atlanta)	Nov. 13, 2012	L, 75-68
vs. No. 6 Kansas (NCAAT)	April 2, 2012	W, 67-59
vs. No. 17 Louisville (NCAAT)	March 31, 2012	W, 69-61
vs. No. 9 Baylor (NCAAT)	March 25, 2012	W, 82-70
vs. No. 16 Indiana (NCAAT)	March 23, 2012	W, 87-71
vs. No. 22 Florida (SECT)	March 10, 2012	W, 74-71
at No. 16 Florida	March 4, 2012	W, 74-59
vs. No. 8 Florida	Feb. 7, 2012	W, 78-58
vs. No. 4 Louisville	Dec. 31, 2011	W, 69-62
vs. No. 5 North Carolina	Dec. 3, 2011	W, 73-72
vs. No. 12 Kansas (New York)	Nov. 15, 2011	W, 75-65
vs. No. 9 UConn (NCAAT)	April 2, 2011	L, 56-55
vs. No. 7 North Carolina (NCAAT)	March 27, 2011	W, 76-69
vs. No. 1 Ohio State (NCAAT)	March 25, 2011	W, 62-60
vs. No. 22 West Virginia (NCAAT)	March 19, 2011	W, 71-63
vs. No. 12 Florida (SECT)	March 13, 2011	W, 70-54
vs. No. 21 Vanderbilt	March 1, 2011	W, 68-66
at No. 13 Florida	Feb. 26, 2011	W, 76-68
at No. 21 Vanderbilt	Feb. 12, 2011	L, 81-77
at No. 22 Louisville	Dec. 31, 2010	W, 78-63
vs. No. 23 Notre Dame (Louisville)	Dec. 8, 2010	W, 72-58
vs. No. 13 Washington (Maui)	Nov. 23, 2010	W, 74-67
vs. No. 6 West Virginia (NCAAT)	March 27, 2010	L, 73-66
vs. No. 15 Tennessee (SECT)	March 13, 2010	W, 74-45
at No. 19 Tennessee	Feb. 27, 2010	L, 74-65
at No. 17 Vanderbilt	Feb. 20, 2010	W, 58-56
vs. No. 12 Tennessee	Feb. 13, 2010	W, 73-62
vs. No. 25 Ole Miss	Feb. 2, 2010	W, 85-75
vs. No. 21 Vanderbilt	Jan. 30, 2010	W, 85-72
vs. No. 14 UConn (New York)	Dec. 9, 2009	W, 64-61
vs. No. 10 North Carolina	Dec. 5, 2009	W, 68-66

Calipari's Record at UK vs:

vs. No. 1	3-2
vs. Top 3	4-6
vs. Top 5	11-11
vs. Top 10	24-20
vs. Top 15	38-24
vs. Top 20	49-29
vs. Top 25	60-32
Home	20-5
Away	7-12
Neutral	33-15
SEC Tourney	5-2
NCAA Tourney	17-7

Second Tour: Calipari, UK Agree to New Long-Term Contract

John Calipari, who owns more wins, more NCAA Tournament wins, more Final Four appearances, more Elite Eight berths and more Sweet 16 showings than any other coach since his arrival at Kentucky, signed a new long-term contract with the school in June that offers the opportunity to end his career in Lexington.

The new deal, with total guaranteed compensation – which includes base salary and media/endorsement payments – is valued at \$86 million over the lifetime of the contract. With a base salary of \$400,000 per season from the university, Calipari will make \$8 million in total compensation over the next two seasons with increases starting in 2021-22 (\$8.5 million per year for four seasons) and 2025-26 (\$9 million per year for four seasons).

The only incentive included in Calipari's new contract remains the performance of the men's basketball team in the Academic Progress Rate, a metric created by the NCAA to measure academic eligibility, retention and graduation. The bonus will remain unchanged at \$50,000 from the previous contract for meeting the threshold of 975. The men's basketball team has earned an NCAA award in five straight seasons for finishing among the top 10% of Division I men's basketball schools.

Calipari's new contract will no longer include a retention bonus. Beginning with the sixth contract year of the agreed upon terms, Calipari has the option to step down as the head coach and become special assistant to the athletics director/university representative. He would receive \$950,000 in annual compensation for the position.

Calipari is calling the start of his second decade at Kentucky his "second tour" after unprecedented success in his first decade. His goal is for the program to build on that success and do even bigger things on the second tour. First, let's take a look back at his first one ...

A Decorated Decade

Through 10 years at Kentucky (entering 2019-20), John Calipari's time in Lexington has been every bit as successful -- and more -- as fans hoped when he agreed to become the head coach at Kentucky back in the spring of 2009.

By just about every measure, he's the most successful coach in college basketball during the last decade. Among schools who have been to at least two Elite Eights and a Final Four since 2009-10, Calipari ranks:

- First in wins (313), through games on Dec. 21
- First in NCAA Tournament wins (31)
- Fourth in NCAA titles (one)
- First in Final Four appearances (four)
- First in Elite Eight appearances (seven)
- First in Sweet 16 appearances (eight)
- Third in regular-season conference titles (five)
- Second in league tournament titles (six)

Moving Up the Kentucky Career Wins List

With an 80-53 victory vs. Auburn on Feb. 23, 2019, John Calipari moved past Joe B. Hall for the second-most wins in program history. Calipari trails only the legendary Adolph Rupp (876 wins) for the most wins at UK and earned win No. 300 at Ole Miss on March 5, 2019.

When Calipari tied Hall with his 297th win at Missouri on Feb. 19, he did so 32 games faster than Hall and just two games slower than Rupp.

Although he's still climbing the charts, he's doing it nearly as fast as anyone else in NCAA history. With the win over Ole Miss, Calipari became the fourth-fastest coach to 300 wins (369 games) at one program in NCAA history. Only Bill Self (358 games at Kansas), Claire Bee (359 games at Long Island) and Rupp (366 at UK) got there faster.

Calipari passed Tubby Smith on Dec. 1 for the third-most coached games at UK. Smith's 10-year career with the Wildcats ended with his 346th game. Calipari and UK's win over UNC Greensboro on Dec. 1, 2018 marked the 347th career game he's been at the helm. Rupp is obviously first in games coached with a 42-year tenure spanning 1,066 career games.

First-Ballot Hall of Famer

Kentucky men's basketball coach John Calipari joined basketball's fraternity of legends in September 2015 after being elected to the Naismith Memorial Basketball Hall of Fame on the first ballot.

Calipari joined an elite group of basketball players and coaches in the Naismith Hall of Fame, considered to be one of the ultimate honors in the sport. The Class of 2015 included Calipari, Dick Bevetta, Wildcat Louie Dampier, Lindsay Gaze, Tom Heinsohn, John Isaacs, Spencer Haywood, Lisa Leslie, Dikembe Mutombo, George Raveling and JoJo White.

700 Victories and Counting

With Kentucky's win over UIC on Nov. 26, 2017, John Calipari reached 700 on-court wins. At the time he was one of just 41 coaches, regardless of NCAA level of classification, to reach that barrier. Only 29 coaches have done it with at least 10 seasons at the Division I level.

Calipari became the fourth-fastest coach to 700 on-court wins ever. Only Adolph Rupp (836 games), Jerry Tarkanian (876 games) and Roy Williams (879 games) did it faster.

Calipari is currently the only coach in NCAA history with at least 189 victories at three different schools.

ON PACE WITH THE BARON OF THE BLUEGRASS

- Legendary coach Adolph Rupp won 876 career games while he was the coach of UK. He also led Kentucky to four NCAA titles during his 41-year tenure.
- John Calipari is just behind pace with Rupp to begin his career at UK in total victories. Calipari (.809) is slightly behind Rupp (.822) in total UK career winning percentage.

Coach	Games	Record	Next Game (388th Game)
Adolph Rupp	387	319-68	def. Fort Knox 80-41 (Dec. 1, 1947)
John Calipari	387	313-74	vs. Louisville (Dec. 28, 2019)
Joe B. Hall	387	292-95	def. Alabama 51-48 (Feb.13, 1985)



UK vs. AP Ranked Foes Under Cal

Record as AP Top-Ranked Coach Since 2009-10

Coach	Schools	Records
1. John Calipari	Kentucky	69-8
2. Mike Krzyzewski	Duke	53-11
3. Bill Self	Kansas	42-9
4. Jay Wright	Villanova	28-6
5. Mark Few	Gonzaga	16-4
6. Jim Boeheim	Syracuse	15-4
7. Tom Crean	Indiana	14-3
8. Thad Matta	Ohio State	13-2
9. Sean Miller	Arizona	12-1
10. Tom Izzo	Michigan State	12-4

Record as AP Top-Ranked Coach Active

Coach	Schools	Records
1. Mike Krzyzewski	Duke	219-35
2. John Calipari	UK, Memphis, UMass	110-13
3. Roy Williams	UNC, Kansas	95-18
4. Bill Self	Kansas	44-10
5. Bruce Weber	Illinois	30-2
6. Jay Wright	Villanova	28-6
7. Jim Boeheim	Syracuse	24-5
8. Bob Huggins	Cincinnati	20-4
9. Mark Few	Gonzaga	16-4
10. Tom Izzo	Indiana	15-5

through games on Dec. 21

All-Time Calipari Draft Picks

Player (School)	Round	Year (Overall)
Bam Adebayo (UK)	First	2017 (14)
Eric Bledsoe (UK)	First	2010 (18)
Devin Booker (UK)	First	2015 (13)
Antonio Burks (MEM)	Second	2004 (36)
Marcus Camby (UMASS)	First	1996 (2)
Rodney Carney (MEM)	First	2006 (16)
DeMarcus Cousins (UK)	First	2010 (5)
Willie Cauley-Stein (UK)	First	2015 (6)
Anthony Davis (UK)	First	2012 (1)
Hamidou Diallo (UK)	Second	2018 (45)
Joey Dorsey (MEM)	Second	2008 (33)
C. Douglas-Roberts (MEM)	Second	2008 (40)
Robert Dozier (MEM)	Second	2009 (60)
Tyreke Evans (MEM)	First	2009 (4)
De'Aaron Fox (UK)	First	2017 (5)
S. Gilgeous-Alexander (UK)	First	2018 (11)
Archie Goodwin (UK)	First	2013 (29)
Josh Harrellson (UK)	Second	2011 (45)
Andrew Harrison (UK)	Second	2015 (44)
Tyler Herro (UK)	First	2019 (13)
Dakari Johnson (UK)	Second	2015 (48)
Keldon Johnson (UK)	First	2019 (29)
Terrence Jones (UK)	First	2012 (18)
Enes Kanter (UK)	First	2011 (3)
Michael Kidd-Gilchrist (UK)	First	2012 (2)
Brandon Knight (UK)	First	2011 (8)
Kevin Knox (UK)	First	2018 (9)
Skal Labissière (UK)	First	2016 (28)
Doron Lamb (UK)	Second	2012 (42)
DeAndre Liggins (UK)	Second	2011 (53)
Trey Lyles (UK)	First	2015 (12)
Darius Miller (UK)	Second	2012 (46)
Malik Monk (UK)	First	2017 (11)
Jamal Murray (UK)	First	2016 (7)
Nerlens Noel (UK)	First	2013 (6)
Daniel Orton (UK)	First	2010 (29)
Patrick Patterson (UK)	First	2010 (14)
Julius Randle (UK)	First	2014 (7)
Lou Roe (UMass)	Second	1995 (30)
Derrick Rose (MEM)	First	2008 (1)
Marquis Teague (UK)	First	2012 (29)
Karl-Anthony Towns (UK)	First	2015 (1)
Tyler Ulis (UK)	Second	2016 (34)
Jarred Vanderbilt (UK)	Second	2018 (41)
Dajuan Wagner (MEM)	First	2002 (6)
John Wall (UK)	First	2010 (1)
PJ Washington (UK)	First	2019 (12)
Shawne Williams (MEM)	First	2006 (17)
James Young (UK)	First	2014 (17)

Calipari Unrivaled in Conference

John Calipari has won 15 league regular-season championships (including five Southeastern Conference titles) seven more than the next-closest coach in the SEC (Bruce Pearl has eight). Calipari has won six SEC Tournament championships in 10 seasons at Kentucky and owns 15 conference tournament titles in his career, 11 more than his closest competitors (Ben Howland, Kermit Davis).

He's tallied a 344-104 (.768) all-time record within conference play as a head coach and owns a 136-38 (.782) record since joining the SEC. His 136 total wins are the second most among Division I coaches since 1996-97 over their first 10 seasons with a program, while his winning percentage ranks third. Only Adolph Rupp (.833) had a better winning percentage through his first 10 seasons in league play in Kentucky's history.

Although he's been publicly outspoken against conference tournaments -- only because he doesn't favor playing three or more games on consecutive days to win the tournament -- his teams have gotten up for them. Calipari's teams at UMass, Memphis and Kentucky have been to 19 conference championship games in his 27-year career, winning a remarkable 15 of them. Calipari is 57-12 (.826) all-time in conference tournaments, including 23-4 (.852) at UK.

Calipari in Elite Company with Conference Championships

Kentucky men's basketball coach John Calipari added another first to his Hall of Fame career in 2017.

When Kentucky clinched at least a share of the 2017 Southeastern Conference championship by beating Vanderbilt on Feb. 28, 2017, he made history as a head coach. Calipari became the first NCAA Division I coach to lead three different programs (UMass, Memphis, Kentucky) to five on-court regular-season league titles five different times. He won the Atlantic 10 at the helm of UMass in 1992, 93, 94, 95 and 96. Memphis claimed the Conference USA crown in 2004, 06, 07, 08 and 09. Kentucky has captured the SEC five times in 2010, 12, 15, 16 and 17.

Perhaps more impressive is that Calipari has 30 combined regular-season and tournament championships after the 2018 SEC Tournament title. That trails only Mark Few of Gonzaga (33 titles with the West Coast Conference regular-season title in 2019) among all active coaches. All-time, Calipari trails only the great Adolph Rupp (41) and Few.

UK Collegiate Awards Under Calipari

All-America Honors	All-SEC	NCAA Final Four Team
DeMarcus Cousins (2010)	D. Cousins (2010) 1st (Coaches/AP)	Anthony Davis (MVP) 2012
AP (1), NABC (2), USBWA (2), SN (2)	Patrick Patterson (2010) 1st (Coaches)/2nd (AP)	Michael Kidd-Gilchrist 2012
John Wall (2010)	John Wall (2010) 1st (Coaches/AP)	Doron Lamb 2012
AP (1), NABC (2), USBWA (2), SN (2)	Terrence Jones (2011) 1st (Coaches/AP)	Julius Randle 2014
Anthony Davis (2012)	Brandon Knight (2011) 1st (Coaches)/2nd (AP)	James Young 2014
AP (1), NABC (2), USBWA (2), SN (2)	Anthony Davis (2012) 1st (Coaches/AP)	
Michael Kidd-Gilchrist (2012) AP (3), USBWA (2), NABC (3), SN (2)	M. Kidd-Gilchrist (2012) 1st (Coaches/AP)	NCAA All-Regional
Julius Randle (2014) NABC (3)	Terrence Jones (2012) 2nd (Coaches/AP)	DeMarcus Cousins 2010
Willie Cauley-Stein (2015) NABC (1), USBWA (1), SN (1)	Doron Lamb (2012) 2nd (Coaches)	John Wall 2010
Karl-Anthony Towns (2015) SN (3)	Nerlens Noel (2013) 1st (Coaches/AP)	Josh Harrellson 2011
Tyler Ulis (2016) AP (1), SN (1), USBWA (2), NABC (2)	Julius Randle (2014) 1st (Coaches/AP)	Brandon Knight (MVP) 2011
Malik Monk (2017) SN (2), USBWA (2), NABC (2), AP (2)	James Young (2014) 2nd (Coaches)	DeAndre Liggins 2011
PJ Washington (2019) SN (3), USBWA (3), NABC (3), AP (3)	Devin Booker (2015) 2nd (Coaches)	M. Kidd-Gilchrist (MVP) 2012
	Willie Cauley-Stein (2015) 1st (Coaches/AP)	Anthony Davis 2012
	Aaron Harrison (2015) 2nd (Coaches/AP)	Doron Lamb 2012
	Karl Towns (2015) 1st (Coaches/AP)	Aaron Harrison 2014
	Tyler Ulis (2016) 1st (Coaches/AP)	Marcus Lee 2014
	Jamal Murray (2016) 1st (Coaches/AP)	Julius Randle (MVP) 2014
	Malik Monk (2017) 1st (Coaches/AP)	Willie Cauley-Stein 2015
	De'Aaron Fox (2017) 1st (Coaches/AP)	Andrew Harrison 2015
	Bam Adebayo (2017) 2nd (Coaches/AP)	Karl Towns (MVP) 2015
	Kevin Knox (2018) 1st (Coaches)	De'Aaron Fox 2017
	Shai G.-Alexander (2018) 2nd (Coaches)	Isaac Humphries 2017
	PJ Washington (2019) 1st (Coaches/AP)	Tyler Herro 2019
	Tyler Herro (2019) 2nd (Coaches)	PJ Washington 2019
	Keldon Johnson (2019) 2nd (Coaches)	
		SEC All-Tournament Team
	All-SEC Defensive Team	John Wall 2010
	Patrick Patterson 2010	Eric Bledsoe 2010
	DeAndre Liggins 2011	DeMarcus Cousins 2010
	Anthony Davis 2012	Darius Miller 2011
	Michael Kidd-Gilchrist 2012	Brandon Knight 2011
	Nerlens Noel 2013	Josh Harrellson 2011
	Willie Cauley-Stein 2013	Anthony Davis 2012
	Willie Cauley-Stein 2015	Terrence Jones 2012
	Tyler Ulis 2016	Aaron Harrison 2014
	Ashton Hagans 2019	Julius Randle 2014
		Willie Cauley-Stein 2015
	Coaches' All-SEC Freshman Team	Aaron Harrison 2015
	Eric Bledsoe 2010	Andrew Harrison 2015
	DeMarcus Cousins 2010	Jamal Murray 2016
	John Wall 2010	Tyler Ulis 2016
	Brandon Knight 2011	Bam Adebayo 2017
	Terrence Jones 2011	De'Aaron Fox 2017
	Doron Lamb 2012	Dominique Hawkins 2017
	Anthony Davis 2012	Wenyen Gabriel 2018
	Michael Kidd-Gilchrist 2012	Shai Gilgeous-Alexander 2018
	Willie Cauley-Stein 2013	Kevin Knox 2018
	Archie Goodwin 2013	
	Nerlens Noel 2013	SEC Tournament MVP
	Alex Poynthress 2013	John Wall 2010
	Julius Randle 2014	Darius Miller 2011
	James Young 2014	Willie Cauley-Stein 2015
	Devin Booker 2015	Tyler Ulis 2016
	Trey Lyles 2015	De'Aaron Fox 2017
	Karl-Anthony Towns 2015	Shai Gilgeous-Alexander 2018
	Tyler Ulis 2015	
	Jamal Murray 2016	
	Malik Monk 2017	
	De'Aaron Fox 2017	
	Bam Adebayo 2017	
	Kevin Knox 2018	
	Shai Gilgeous-Alexander 2018	
	Tyler Herro 2019	
	Keldon Johnson 2019	
	SEC Sixth Man of the Year	
	Darius Miller 2012 (Coaches)	
	Kyle Wiltjer 2013 (Coaches)	
	Devin Booker 2015 (Coaches)	
	CoSIDA Academic All-America	
	Alex Poynthress (2nd) 2016	



COACH CALIPARI

30 is the new 20

With a 71-67 win over Mississippi State on Feb. 9, John Calipari achieved another feat in his decorated coaching career. With his 20th victory in 2019, he secured his 25th consecutive on-court 20-win season. He leads all active coaches with that streak, ahead of Mike Krzyzewski (23) and Bill Self (21).

With a Sweet 16 win over Houston in the 2019 NCAA Tournament, Calipari and the Cats clinched a 30-win season for the fifth time as UK's head coach. Calipari has 11 seasons with 30 or more on-court wins. Only Krzyzewski (15) and Roy Williams (12) have more 30-win seasons as an active head coach. Calipari is the first coach in NCAA Division I history to record five straight on-court 30-win seasons, notching 30 wins in consecutive seasons from 2005-06 to 2009-10.

There's No Place Like Home

Since his 1991-92 season at UMass, John Calipari-coached teams have posted a 384-32 (.923) record at home. At UK, Coach Cal is 174-10 (.946) in Rupp Arena.

In five of Calipari's 11 seasons at Kentucky, the Wildcats have posted an undefeated record at home, including a school-record 19-0 mark during the 2014-15 season.

Calipari owns both of UK's longest winning streaks in the arena. He began his career at UK with a 54-game winning streak at Rupp Arena. It was the longest winning streak since the arena opened in 1976. With a win over Georgia on Feb. 9, 2016, he secured the second-longest streak in the storied building at 34 games (which ended at 42).

Coach	Streak (Yrs)
1. John Calipari	54 (2010-13)
2. John Calipari	42 (2014-17)
3. Rick Pitino	33 (1992-94)
4. Joe B. Hall	30 (1981-82)
5. Rick Pitino	27 (1995-97)

Life Away From Home Isn't So Bad Either

As good as John Calipari's team's have been at home, they're pretty good in hostile environments on the road. Dating back to the 2005-06 season, Calipari has recorded a 100-45 (.690) record on the road. At neutral-site venues, Kentucky is 78-23 (.772) all-time under Calipari.

Calipari at No. 1

John Calipari is one of just two coaches (Frank McGuire) to lead three programs to a No. 1 ranking. Calipari has led seven of his 11 UK teams to the No. 1 ranking and eight of his last 13 teams to the top (he's done it 10 times overall). When Coach Cal's teams are at the top, they're difficult to knock off:

- Calipari is 110-13 (.894) as the top-ranked Associated Press Top 25 coach in the country
- He's 69-8 (.896) when his team is atop the AP Top 25 as UK's head coach
- Calipari tallied a 32-4 mark at UMass at No. 1 and he was 9-1 at Memphis
- He (110) trails only Duke's Mike Krzyzewski (219) in active coaches with victories at No. 1
- Calipari has coached 123 career games as a No. 1 team, fourth most in NCAA history, trailing Krzyzewski (254), John Wooden (228) and Adolph Rupp (127)
- Among coaches who have owned a No. 1 ranking in at least 119 games, Calipari's winning percentage of .894 trails only Wooden (.952) and is ahead of active coach Krzyzewski (.862)
- Calipari is 6-4 vs. the AP top-ranked team in the land, including 3-2 at Kentucky after defeating Michigan State on Nov. 5
- According to ESPN, his .600 winning percentage against the No. 1 ranked team is the best for any head coach

The Success Rate

John Calipari has graduated 100% of the players (20 of 20) who have been eligible to receive their diploma by the end of their senior years and exhausted their athletic eligibility. Of that group, Brad Calipari, Patrick Patterson, Jarrod Polson and Alex Poythress completed their degrees in three years.

In the NCAA's Academic Progress Rate, which measures eligibility, retention and graduation, Kentucky has posted a single-year Academic Progress Rate of 977 or higher in every season under Calipari, including a perfect 1,000 in the last six single-year reports. UK's four-year composite score in the most recent report, which was released in May 2019, was a 1,000, earning the team an NCAA academic award for the fifth year in a row for finishing in the top 10% of Division I men's basketball programs.

Dream Maker

As someone who prides himself on helping young men reach their dreams, John Calipari has helped 49 players earn selection in the NBA Draft during his college coaching career, including 38 in his first 10 seasons at Kentucky, more than any other coach.

- Four No. 1 overall selections (Derrick Rose, John Wall, Anthony Davis and Karl-Anthony Towns) during the nine drafts from 2008 to 2016. No other coach has more than three No. 1 picks
- In 2010, five of his UK players were selected in the first round for the first time in NBA history
- His six players in the 2012 and 2015 NBA drafts are the most in the two-round era
- Churned out 38 NBA Draft picks, 29 first-rounders, three No. 1 overall selections, seven top-five picks and 21 lottery picks at Kentucky
- Of the 60 players who have finished their college careers at Kentucky under Calipari, 38 have been selected in the NBA Draft, a 63.3% success rate. Another five of those made the NBA, and the majority of the rest were walk-ons
- Of the 27 players at UK who have declared for the NBA Draft after their freshman seasons, 25 have been first-round picks. All 27 have played a game in the NBA. He is 29 for 31 in that regard when including his players from Memphis
- Only coach to produce the top two picks in the same draft (2012 - Anthony Davis and Michael Kidd-Gilchrist)
- Produced a top-10 pick in 12 straight drafts since 2008, the only school to do so during that time period

Recruiting Trail

The Wildcats have signed more top-25 players under John Calipari's leadership than any other school. Nearly a quarter of all Rivals' top-10 prospects nationally over the past 11 classes have signed with Coach Cal and the Cats. The following list does not include transfers (freshman signees only).

PLAYER (YEAR)	ESPN	RIVALS	247	MCD	JB
Devin Askew ('20)	24	22	27		
BJ Boston ('20)	12	17	16		
Terrence Clarke ('20)	7	4	4		
Cam'Ron Fletcher ('20)	47	41	46		
Isaiah Jackson ('20)	27	24	32		
Lance Ware ('20)	45	33	35		
Dontaie Allen ('19)	NR	68	98		
Keion Brooks Jr. ('19)	36	29	14		Y
Brennan Canada ('19)	NR@	NR@	NR@		
Johnny Juzang ('19)	30	34	31		
Tyrese Maxey ('19)	13	10	10	Y	Y
Kahlil Whitney ('19)	12	14	11	Y	Y
Ashton Hagans ('18)	20	13	12		
Tyler Herro ('18)	30	36	38	Y	Y
Keldon Johnson ('18)	7	15	18	Y	Y
EJ Montgomery ('18)	14	11	6	Y	
Zan Payne ('18)	NR	NR	NR		
Immanuel Quickley ('18)	25	22	19	Y	
Jemarl Baker Jr. ('17)	66	82	90		
Hamidou Diallo ('17)	11~	10~	11		
Shai Gilgeous-Alexander ('17)	35	34	20		
Quade Green ('17)	24	22	33	Y	Y
Kevin Knox ('17)	10	10	18	Y	Y
Nick Richards ('17)	17	17	15	Y	Y
Jarrod Vanderbilt ('17)	19	14	12	Y	Y
PJ Washington ('17)	12	15	9	Y	Y
Bam Adebayo ('16)	5	7	12	Y	Y
Brad Calipari ('16)	NR	NR	NR		
De'Aaron Fox ('16)	6	6	6	Y	Y
Wenyen Gabriel ('16)	14	13	14	Y	
Sacha Killeya-Jones ('16)	24	24	25	Y	
Malik Monk ('16)	9	9	10	Y	Y
Tai Wynyard ('16)	NR	NR	NR		
Isaiah Briscoe ('15)	13	10	16	Y	Y
Jonny David ('15)	NR@	NR@	NR@		
Isaac Humphries ('15)	49	NR^	62		
Skal Labissiere ('15)	2	1	2		Y
Charles Matthews ('15)	42	48	74	Y	
Jamal Murray ('15)	NA^	9	10		
Devin Booker ('14)	18	29	22	Y	Y
Trey Lyles ('14)	6	13	17	Y	Y
Karl-Anthony Towns ('14)	9	5	2	Y	Y
Tyler Ulis ('14)	25	21	20	Y	Y
EJ Lefebvre ('13)	NR@	NR@	NR@		
Aaron Harrison ('13)	9	7	5	Y	Y
Andrew Harrison ('13)	5	5	3	Y	Y
Dominique Hawkins ('13)	NR	NR	151		
Dakari Johnson ('13)	7	9	8	Y	Y
Marcus Lee ('13)	25	19	14	Y	Y
Julius Randle ('13)	3	2	2	Y	Y
Derek Willis ('13)	NR	115	58		
James Young ('13)	8	11	10	Y	Y
Archie Goodwin ('12)	15	14	18	Y	Y
Willie Cauley-Stein ('12)	40	40	47		
Nerlens Noel ('12)	1	2	1		Y
Alex Poythress ('12)	13	8	7	Y	Y
Anthony Davis ('11)	1	2	1	Y	Y
Michael Kidd-Gilchrist ('11)	4	3	2	Y	Y
Sam Malone ('11)	NR@	NR@	NR@		
Brian Long ('11)	NR@	NR@	NR@		
Marquis Teague ('11)	8	5	6	Y	Y
Kyle Wiltjer ('11)	19	22	21	Y	Y
Terrence Jones ('10)	9	13	8*	Y	Y
Enes Kanter ('10)	25	3	3*		
Brandon Knight ('10)	4	6	6*	Y	Y
Doron Lamb ('10)	29	21	28*	Y	Y
Jarrod Polson ('10)	NR@	NR@	NR*@		
Stacey Poole, Jr. ('10)	51	33	67*		
Eric Bledsoe ('09)	NR	23	37*		
DeMarcus Cousins ('09)	4	2	3*	Y	Y
Jon Hood ('09)	92	40	46*		
Daniel Orton ('09)	13	22	17*		Y
John Wall ('09)	5	1	2*		Y
Top-10 Players	22	24	23		
Top-25 Players	45	48	46		
Top-50 Players	56	59	57		
McDonald's All-Americans				35	
Jordan Brand Classic All-Americans					40

* Scout.com ranking | ~ final ranking in the 2017 class before early enrollment | ^ reclassified after final rankings were released @ originally joined team as walk-on



COACH CALIPARI

A “players-first” coach with a penchant for helping people reach their dreams, John Calipari, a Naismith Memorial Basketball Hall of Famer, has guided six teams to the Final Four, led one to a national championship and helped 49 players earn selection in the NBA Draft during his 27-year college coaching career.

Calipari guided Kentucky to its eighth national championship and his first national title in 2012. In becoming only the second coach in NCAA history to lead three different schools to the Final Four, he has racked up more than 700 on-court victories, 20 NCAA Tournament on-court appearances, six Final Fours and numerous national coach of the year honors.

From UMass to Memphis and now Kentucky, Calipari’s career has been successful throughout, but his most recent run in Lexington has been the best stretch of his career. During Calipari’s 10 seasons at UK, he leads all coaches in total wins (305), NCAA Tournament wins (31), Final Fours (four), Elite Eights (seven) and Sweet 16s (eight).

In 2015, Coach Cal led college basketball’s first ever 38-0 team, and became one of just three coaches to make four Final Fours in a five-year span. At the end of the season, Calipari became the 96th coach to join the Naismith Memorial Basketball Hall of Fame.

While building a program out of obscurity at Massachusetts, laying the foundation at Memphis and restoring luster at the sport’s greatest program at Kentucky, he totaled the second-most wins in NCAA history in the first 20 years of a college coaching career.

Quite honestly, though, Calipari’s on-court success overshadows a much more significant picture.

In his goal to lead a players-first program, he has helped more than 50 young men realize their dreams and reach the NBA level with 49 players earning NBA Draft selections, including a record five first-round draft picks in 2010. Two years later, six Wildcats heard their names called at the 2012 draft, the most in the two-round draft era. UK, with Calipari’s help, would tie those six picks again in 2015, including a record-tying four lottery selections. His four No. 1 overall picks are more than any other coach, and he’s had 38 players drafted during his first 10 years at Kentucky, including 29 first-round picks.

Calipari’s players have entered the league NBA-ready. His players have garnered 20 All-Star selections, with Anthony Davis winning the game’s MVP honor in 2017. Derrick Rose was named NBA MVP in 2011. Five of his players have been tabbed All-NBA, three have been named NBA Rookie of the Year, and 12 players from Calipari’s first nine teams at Kentucky have made the NBA All-Rookie teams.

Much like he did at UMass, where his players graduated at nearly 80 percent, Calipari has stressed academics. Fifteen of his last 18 seniors at Memphis earned their bachelor’s degrees, and all 18 players at UK who were eligible to graduate by the end of their senior years walked away with a diploma in hand, including four players who earned their degree in just three years. Calipari’s teams routinely have posted a combined team grade-point average of 3.0 or better.

Calipari has raised millions of dollars to help the lives of those in need in the Commonwealth and beyond. He has had a particular passion to assist those impacted by natural disasters. For instance, in 2010, he used a telethon to raise more than \$1 million for victims of the devastating earthquake in Haiti. He followed that up with telethons in 2012, raising \$1 million for victims of Superstorm Sandy, and in 2017, for victims of Hurricane Harvey.

Calipari launched his foundation in 2012, and since then the foundation has worked with several key partners and donated more than \$1.5 million, a figure that does not include matching funds that have been contributed from individuals and corporations. In 2013, Calipari initiated hosting an annual alumni weekend around his basketball fantasy experience with the intent to raise money for charity. After generating \$350,000 for selected organizations and charities during the inaugural game, the weekend has generated millions of dollars for charity since its inception.

In 2017, Coach Cal was named the head coach of the 2017 USA Basketball Men’s U19 World Cup Team, which finished third at the 2017 FIBA U19 World Cup in Cairo.

Author of five books, including the New York Times Best Seller “Players First: Coaching from the Inside Out,” Calipari is a master of communication and maximizing talent. He lives by the motto that “it’s never a matter of how far you have fallen, but instead it’s about how high you bounce back.”

BIOGRAPHICAL INFORMATION

Date of Birth: Feb. 10, 1959 | **Wife:** Ellen
Children: Erin, Megan, Brad

Education
Clarion State (1982)

Head Coaching Experience
University of Massachusetts (1989-96)
New Jersey Nets (NBA) (1997-99)
University of Memphis (2001-09)
University of Kentucky (2010-present)

COACHING AWARDS

- 2019 *The Sporting News* Coach of the Decade
- 2018 Naismith Hall of Fame 'Service Above Self' Honoree
- 2018 NABC Metropolitan Award
- 2015 Naismith Memorial Basketball Hall of Fame Inductee
- 2015 AP National Coach of the Year
- 2015 Naismith National Coach of the Year
- 2015 NABC National Coach of the Year
- 2015 The Sporting News National Coach of the Year
- 2015 Adolph Rupp National Coach of the Year
- 2015 SEC Coach of the Year (AP/Coaches)
- 2015 USBWA District IV Coach of the Year
- 2012 Nell & John Wooden Coach of the Year Leadership Award
- 2012 Naismith National Coach of the Year Finalist
- 2012 SEC Coach of the Year (AP/Coaches)
- 2010 Adolph Rupp National Coach of the Year
- 2010 Naismith National Coach of the Year Finalist
- 2010 SEC Coach of the Year (AP)
- 2010 *Sporting News* SEC Coach of the Year
- 2010 Yahoo! Sports SEC Coach of the Year
- 2010 USBWA District IV Coach of the Year
- 2009 NABC National Co-Coach of the Year
- 2009 *Sports Illustrated* National Coach of the Year
- 2009 Phelan National Coach of the Year
- 2009 Iba National Coach of the Year Finalist
- 2009 C-USA Coach of the Year
- 2008 Naismith National Coach of the Year
- 2008 C-USA Coach of the Year
- 2008 Iba National Coach of the Year Finalist
- 2008 Phelan National Coach of the Year Finalist
- 2007 Phelan National Coach of the Year Finalist
- 2007 USBWA District IV Coach of the Year
- 2007 *Basketball Times* South Region Coach of the Year
- 2006 C-USA Coach of the Year
- 2004 NABC District 7 Coach of the Year
- 1996 Naismith National Coach of the Year
- 1996 NABC National Coach of the Year
- 1996 *The Sporting News* National Coach of the Year
- 1996 Atlantic 10 Coach of the Year
- 1995 Naismith National Coach of the Year Finalist
- 1994 Naismith National Coach of the Year Finalist
- 1994 Atlantic 10 Coach of the Year
- 1993 USBWA District I Coach of the Year
- 1993 Atlantic 10 Coach of the Year
- 1992 Eastern Basketball Coach of the Year

TEAMS	WINS	NCAA TOURNAMENT WINS	NATIONAL TITLES	FINAL FOURS	ELITE EIGHTS	SWEET 16'S	LEAGUE TITLES (RS)	LEAGUE TOURNAMENT TITLES
BUTLER	231	16	0	2	2	3	2	2
DUKE	299	26	2	2	5	7	1	4
FLORIDA	246	18	0	1	5	5	3	1
GONZAGA	304	20	0	1	3	5	9	7
KANSAS	304	24	0	2	5	6	9	5
KENTUCKY	305	31	1	4	7	8	5	6
LOUISVILLE	258	16	1	2	3	4	2	3
MICHIGAN	247	19	0	2	3	5	2	2
MICHIGAN ST.	270	21	0	3	4	6	4	4
N. CAROLINA	277	24	1	2	4	6	5	1
OREGON	251	13	0	1	2	4	2	3
SYRACUSE	252	18	0	2	3	5	2	0
TEXAS TECH	173	8	0	1	2	2	1	0
UCONN	213	13	2	2	2	2	0	2
VILLANOVA	270	17	2	2	2	2	5	4
VIRGINIA	254	13	1	1	2	3	4	2
WISCONSIN	251	18	0	2	2	6	1	1



CAL IN CONFERENCE

SEC COACHES	CONFERENCE	Tournament	Conference
	CHAMPIONSHIPS	Championships	Coach of the Year
Nate Oats, Alabama	2	3	2
Eric Musselman, Arkansas	3	1	1
Bruce Pearl, Auburn	8	3	7
Michael White, Florida	3	0	3
Tom Crean, Georgia	3	0	3
John Calipari, Kentucky	15	15	9
Will Wade, LSU	1	0	1
Cuonzo Martin, Missouri	1	0	1
Kermit Davis, Ole Miss	7	4	4
Ben Howland, Mississippi State	7	4	3
Frank Martin, South Carolina	0	0	1
Rick Barnes, Tennessee	4	1	6
Buzz Williams, Texas A&M	1	0	0
Jerry Stackhouse, Vanderbilt	0	0	0
TOTALS	55	31	41

CALIPARI VS. ALL OPPONENTS

Abilene Christian1-0	Furman1-0	Mount St. Mary's.....1-0	St. Joseph's15-5
Alabama16-4	George Mason1-0	Murray State.....1-0	St. Mary's1-0
Albany1-0	George Washington.....8-9	Nevada1-0	St. Peter's1-0
Arizona1-1	Georgetown.....2-1	New Hampshire.....5-0	Stanford3-2
Arizona State2-1	Georgia17-2	New Mexico.....1-0	Stephen F. Austin1-0
Arkansas12-6	Georgia Tech.....2-1	New Orleans.....1-0	Stony Brook1-0
Arkansas-Little Rock3-0	Gonzaga4-0	NJIT1-0	Syracuse.....3-2
Arkansas-Pine Bluff.....1-0	Grand Canyon1-0	North Carolina7-3	TCU7-1
Arkansas State4-0	Hampton1-0	North Carolina State.....1-0	Temple13-11
Auburn.....11-3	Hartford.....2-0	North Dakota1-0	Tennessee16-11
Austin Peay6-1	Harvard2-0	North Texas1-0	Tennessee State.....1-0
Baylor1-2	Hofstra1-0	Northeastern3-1	Tennessee Tech.....1-0
Belmont2-0	Holy Cross.....4-1	Northern Kentucky2-0	Texas2-2
Boise State1-0	Houston17-3	Northwestern State1-0	Texas A&M.....9-3
Boston7-1	Howard1-0	Notre Dame2-1	Towson State1-0
Boston College.....2-0	Illinois1-1	Oakland1-0	Troy1-0
Bradley1-0	Illinois State1-0	Ohio State.....1-3	Tulane16-0
Bucknell1-0	Indiana3-2	Oklahoma5-1	Tulsa11-1
Buffalo3-0	Iowa0-1	Oklahoma State.....0-2	UAB.....15-3
BYU1-0	Iowa State.....2-0	Old Dominion2-0	UCF5-0
Cal State Northridge1-0	Jackson State.....2-0	Ole Miss.....15-4	UCLA4-4
Canisius1-0	Kansas4-6	Oral Roberts1-0	UNC1-0
Central Conn. St.....2-0	Kansas State2-1	Oregon State.....1-0	UNC Asheville.....2-0
Charlotte.....2-3	Keene State1-0	Pennsylvania.....3-0	UNC Greensboro2-0
Chattanooga.....2-0	Kentucky2-4	Penn State4-4	UNC Wilmington.....1-0
Christian Brothers.....2-0	La Salle.....3-0	Pepperdine1-0	USF10-1
Cincinnati.....6-7	Lafayette (Pa.).....1-0	Pittsburgh2-1	Utah2-2
Cleveland State.....4-0	Lamar5-0	Portland.....3-0	Utah Valley2-0
Coastal Carolina.....1-0	LIU-Brooklyn1-0	Princeton2-0	UTEP5-0
Colorado1-1	Lipscomb1-0	Providence.....3-1	UT Arlington3-0
Colorado State.....0-1	Long Beach State.....1-0	Purdue2-1	UT Martin5-0
Columbia1-0	Louisiana Tech1-1	Radford1-0	Valparaiso1-0
Connecticut2-5	Louisville16-7	Rhode Island.....16-2	Vanderbilt17-4
Coppin State1-0	Loyola1-0	Rice4-0	Vermont.....3-0
Cornell1-0	Lowell2-1	Richmond1-0	Villanova2-0
Dartmouth.....1-0	LSU11-3	Rider1-0	Virginia0-1
Davidson1-0	Manhattan2-0	Robert Morris1-1	Virginia Tech3-0
Dayton1-0	Marist2-0	Rutgers11-4	VMI1-0
DePaul4-2	Marquette3-1	Saint Louis4-3	Wake Forest.....2-1
Detroit1-0	Marshall6-0	Sam Houston State1-0	Washington1-0
Drexel2-0	Maryland5-3	Samford3-0	West Virginia13-7
Duke1-3	Massachusetts.....1-0	Santa Clara.....1-0	Western Kentucky2-0
Duquesne12-4	Memphis1-0	Savannah State1-0	Wichita State2-0
East Carolina7-0	Miami (Fla.)0-1	Seton Hall1-1	Winthrop3-0
East Tennessee State4-0	Miami (Ohio)2-0	Siena4-0	Wisconsin1-1
Eastern Kentucky4-0	Michigan1-0	SMU7-0	Wofford2-0
Eastern Michigan2-0	Michigan State.....3-1	South Carolina14-3	Wright State.....1-0
Evansville0-1	Middle Tennessee.....3-0	Southern Cal2-0	Xavier2-2
Fairfield1-0	Milwaukee1-0	South Connecticut1-0	Yale1-0
Fairleigh Dickinson1-0	Mississippi State14-0	Southeastern Louisiana3-0	
Florida17-8	Mississippi Valley St.....1-0	Southern Illinois1-0	
Florida State1-1	Missouri.....9-3	Southern Miss15-4	
Florida Tech0-1	Monmouth2-0	Southwest Texas St1-0	
Fordham5-0	Montana State.....1-0	St. Bonaventure17-1	
Fort Wayne1-0	Morehead State.....2-0	St. John's.....1-0	

NCAA DIVISION I ACTIVE WINNINGEST COACHES

(On-court by percentage - min. 10 yrs. at Division I level)

NO.	COACH/TEAM	YRS.	PCT.
1.	Mark Few/Gonzaga	20	.823
2.	Roy Williams/UNC	31	.788
3.	John Calipari/Kentucky	27	.780
4.	Mike Krzyzewski/Duke	44	.767
5.	Bill Self/Kansas	26	.763

*numbers at the conclusion of the 2018-19 season

SINCE 2005-06 ...

Since the 2005-06 season, John Calipari's on-court record ranks him as the winningest coach. Totals through games on Dec. 21.

COACH	RECORD
1. John Calipari	450-88
2. Bill Self	435-92
3. Mark Few	422-86
4. Mike Krzyzewski	421-99
5. Roy Williams	408-123

MISCELLANEOUS ON-COURT RECORDS

Overall On-Court Record:758-214 (.780)
 March/April Record:.....163-47 (.776)
 NCAA Record:.....56-19 (.747)
 Record in Conference Games:.....344-104 (.768)
 Record in Conference Tournament:.....57-12 (.826)

- Calipari owns the NCAA's most single-season wins with 38, tying his own record (Memphis in '08 and UK in '12) in 2015 with 38 wins. He owns the most single-season wins at UMass, Memphis and UK
- Calipari is the winningest coach in NCAA Division I history for a five-year span with 173 victories (2008-12)
- Calipari is the first coach in NCAA Division I history to record five straight on-court 30-win seasons. Memphis hit the 30-win plateau from 2006-09
- Calipari is one of only two coaches (Rick Pitino) to lead three different schools to a Final Four
- Calipari is one of only three coaches (John Wooden, Mike Krzyzewski) to go to four Final Fours in five seasons
- Calipari has advanced to the Sweet 16 in 12 of his last 14 seasons and the Elite Eight in 10 of the last 14 seasons
- Calipari started with a 54-0 record in Rupp Arena as head coach of the Wildcats
- Calipari has helped 38 players earn selection in the NBA Draft (29 first-round picks) over the last 19 seasons
- Calipari has more wins (327) in a 10-year period (2006-15) than any other coach in college basketball history
- Calipari is the fourth-fastest NCAA Division I men's basketball coach to reach 300 victories at a single school
- Calipari's 30 combined regular season and tournament league titles trail only Mark Few (33) of Gonzaga for the most among active coaches
- Calipari became the fourth-fastest coach to 700 on-court wins, behind only Adolph Rupp, Jerry Tarkanian and Roy Williams
- Calipari has the second-most wins in school history, behind only Adolph Rupp
- Calipari's 31 NCAA Tournament wins are the most in school history. Rupp had 30



INDIVIDUAL GAME RECORDS CAL ERA

MOST POINTS			
Pts.	Player vs. Opponent	Date	
47	Malik Monk vs. North Carolina	12/17/16	
39	De'Aaron Fox vs. UCLA	3/24/17	
37	Malik Monk vs. GEORGIA	1/31/17	
35	Jamal Murray vs. FLORIDA	2/6/16	
35	Terrence Jones vs. AUBURN	1/11/11	
34	Kevin Knox at West Virginia	1/27/17	
34	Malik Monk at Ole Miss	12/29/16	
33	Malik Monk vs. FLORIDA	2/25/17	
33	Jamal Murray at Vanderbilt	2/27/16	
33	Jamal Murray vs. Ohio State	12/19/15	
32	Doron Lamb vs. WINTHROP	12/22/10	
30	Shai Gilgeous-Alexander vs. VANDERBILT	1/30/18	
30	Tyler Ulis vs. Texas A&M	3/13/16	
30	Brandon Knight vs. West Virginia	3/19/11	
29	Tyler Herro vs. ARKANSAS	2/16/19	
29	PJ Washington vs. Seton Hall	12/8/18	
29	Shai Gilgeous-Alexander vs. Tennessee	3/11/18	
29	Julius Randle vs. BELMONT	12/21/13	
29	Terrence Jones vs. Oklahoma	11/22/10	
29	Eric Bledsoe vs. East Tennessee State	3/18/10	

MOST POINTS/REBOUNDS/ASSISTS			
P/R/A	Player vs. Opponent	Date	
49 (47/0/2)	Malik Monk vs. UNC	12/17/16	
47 (27/17/3)	Terrence Jones vs. Notre Dame	12/8/10	
46 (29/13/4)	PJ Washington vs. Seton Hall	12/8/18	
46 (39/3/4)	De'Aaron Fox vs. UCLA	3/24/17	
45 (29/13/3)	Terrence Jones vs. Oklahoma	11/22/10	
45 (27/18/0)	DeMarcus Cousins vs. SAM HOUSTON STATE	11/19/09	
44 (24/19/1)	Michael Kidd-Gilchrist vs. LOUISVILLE	12/31/11	
43 (33/9/2)	Jamal Murray at Vanderbilt	2/27/16	
43 (35/8/0)	Terrence Jones vs. AUBURN	1/11/11	
42 (33/4/5)	Malik Monk vs. FLORIDA	2/25/17	
42 (23/11/8)	Isaiah Briscoe vs. GEORGIA	1/31/17	
42 (35/6/1)	Jamal Murray vs. FLORIDA	2/6/16	

MOST MINUTES WITHOUT A TURNOVER			
Mins.	Player vs. Opponent	Date	
44	Reid Travis vs. Auburn	3/3/19	
44	Darius Miller at Arkansas	2/23/11	
41	Aaron Harrison vs. LSU	2/22/14	
40	Tyler Ulis vs. Duke	11/17/15	
40	Aaron Harrison vs. OLE MISS	1/6/15	
40	Alex Poythress vs. MISSOURI	2/23/13	
39	Nerlens Noel vs. TEXAS A&M	1/12/13	
39	Ryan Harrow at Louisville	12/29/12	
39	Anthony Davis vs. ALABAMA	1/21/12	
39	Michael Kidd-Gilchrist vs. LOUISVILLE	12/31/11	
38	Keldon Johnson vs. Auburn	3/31/19	
38	Tyler Herro at Ole Miss	3/5/19	
38	Aaron Harrison at LSU	1/28/14	
38	Patrick Patterson vs. Mississippi State	3/14/10	

MOST BLOCKED SHOTS			
Blks.	Player vs. Opponent	Date	
12	Nerlens Noel at Ole Miss	1/29/13	
9	Willie Cauley-Stein vs. BOISE STATE	12/10/13	
9	Willie Cauley-Stein vs. Providence	12/1/13	
8	Nerlens Noel at Alabama	1/22/13	
8	Anthony Davis at South Carolina	2/4/12	
8	Anthony Davis vs. ST. JOHN'S	12/1/11	
7	Nick Richards vs. LAMAR	11/24/19	
7	Karl-Anthony Towns vs. VANDERBILT	1/20/15	
7	Willie Cauley-Stein vs. EAST MICHIGAN	11/27/13	
7	Willie Cauley-Stein vs. MISSOURI	2/23/13	
7	Nerlens Noel at Auburn	1/19/13	
7	Nerlens Noel vs. TEXAS A&M	1/12/13	
7	Nerlens Noel vs. LIPSCOMB	12/15/12	
7	Nerlens Noel vs. PORTLAND	12/8/12	
7	Anthony Davis vs. Western Kentucky	3/15/12	
7	Anthony Davis at Vanderbilt	2/11/12	
7	Anthony Davis vs. TENNESSEE	1/31/12	
7	Anthony Davis vs. ARKANSAS	1/17/12	
7	Anthony Davis vs. SOUTH CAROLINA	1/7/12	
7	Anthony Davis vs. Kansas	11/15/11	

MOST OFFENSIVE REBOUNDS			
Rebs	Player vs. Opponent	Date	
9	Nick Richards vs. SOUTHERN ILLINOIS	11/9/18	
9	Willie Cauley-Stein vs. ARKANSAS	2/27/14	
9	DeMarcus Cousins vs. OLE MISS	2/2/10	
9	Patrick Patterson vs. RIDER	11/21/09	
8	Bam Adebayo vs. UT MARTIN	11/25/16	
8	Dakari Johnson vs. GRAND CANYON	11/14/14	
8	DeMarcus Cousins vs. VANDERBILT	1/30/10	
8	Patrick Patterson at Indiana	12/12/09	
8	DeMarcus Cousins vs. SAM HOUSTON STATE	11/19/09	

MOST DEFENSIVE REBOUNDS			
Rebs	Player vs. Opponent	Date	
15	Terrence Jones vs. Notre Dame	12/8/10	
14	Keldon Johnson vs. AUBURN	2/23/19	
14	DeMarcus Cousins vs. LOUISVILLE	1/2/10	
13	Anthony Davis vs. LSU	3/9/12	
13	Michael Kidd-Gilchrist vs. LOUISVILLE	12/31/11	
13	Anthony Davis vs. CHATTANOOGA	12/17/11	
13	Terrence Jones vs. Washington	11/23/10	
12	Jared Vanderbilt vs. MISSOURI	2/24/18	
12	Bam Adebayo vs. Northern Kentucky	3/17/17	
12	Karl-Anthony Towns vs. GEORGIA	2/3/15	
12	Julius Randle vs. Kansas State	3/21/14	
12	Anthony Davis vs. Kansas	4/2/12	
12	Anthony Davis vs. Louisville	3/31/12	
12	Anthony Davis vs. LITTLE ROCK	1/3/12	

MOST ASSISTS			
Assts.	Player vs. Opponent	Date	
16	John Wall vs. HARTFORD	12/29/09	
14	Tyler Ulis vs. LSU	3/5/16	
14	John Wall vs. UNC Asheville	11/30/09	
12	Ashton Hagans vs. UAB	11/29/19	
12	Ashton Hagans vs. Tennessee	3/16/19	
12	De'Aaron Fox vs. STEPHEN F. AUSTIN	11/11/16	
12	Tyler Ulis at South Carolina	2/13/16	
11	Ashton Hagans vs. FAIRLEIGH DICKINSON	12/7/19	
11	Isaiah Briscoe at Ole Miss	12/29/16	
11	De'Aaron Fox vs. CLEVELAND STATE	11/23/16	
11	Tyler Ulis at Florida	3/1/16	
11	Tyler Ulis at Texas A&M	2/20/16	
11	Tyler Ulis vs. FLORIDA	2/6/16	
11	John Wall vs. East Tennessee State	3/18/10	
11	John Wall vs. RIDER	11/21/09	

MOST 3-POINTERS MADE			
3's	Player vs. Opponent	Date	
8	Malik Monk vs. North Carolina	12/17/16	
8	Jamal Murray vs. FLORIDA	2/6/16	
8	Eric Bledsoe vs. ETSU	3/18/10	

MOST FREE THROWS			
Fts	Player vs. Opponent	Date	
14	Tyler Ulis at Arkansas	1/21/16	
13	Keldon Johnson vs. TENNESSEE STATE	12/23/18	
13	De'Aaron Fox vs. UCLA	3/24/17	
13	Julius Randle at Ole Miss	2/18/14	
13	Julius Randle vs. BELMONT	12/21/13	
12	Ashton Hagans vs. UTAH VALLEY	11/18/19	
12	PJ Washington vs. Seton Hall	12/8/18	
12	Shai Gilgeous-Alexander vs. GEORGIA	12/31/17	
12	Tyler Ulis at Tennessee	2/2/16	

MOST POINTS IN AN SEC GAME			
Pts.	Player vs. Opponent	Date	
37	Malik Monk vs. GEORGIA	1/31/17	
35	Jamal Murray vs. FLORIDA	2/6/16	
35	Terrence Jones vs. AUBURN	1/11/11	
34	Malik Monk at Ole Miss	12/29/16	
33	Malik Monk vs. FLORIDA	2/25/17	
33	Jamal Murray at Vanderbilt	2/27/16	
30	Shai Gilgeous-Alexander vs. VANDERBILT	1/30/18	
29	Tyler Herro vs. ARKANSAS	2/26/19	
28	Jamal Murray vs. TENNESSEE	2/18/16	
28	Anthony Davis vs. VANDERBILT	2/25/12	
27	Malik Monk vs. VANDERBILT	2/28/17	
27	Malik Monk vs. SOUTH CAROLINA	1/21/17	
27	De'Aaron Fox vs. ARKANSAS	1/7/17	
27	Tyler Ulis at South Carolina	2/13/16	
27	Terrence Jones at LSU	1/28/12	
27	Anthony Davis vs. ARKANSAS	1/17/12	
27	DeMarcus Cousins at South Carolina	1/26/10	

MOST POINTS IN A HALF			
Pts.	Player vs. Opponent	Date	
30	Malik Monk ² vs. FLORIDA	2/25/17	
27	Malik Monk ² vs. North Carolina	12/17/16	
27	Jamal Murray ² vs. Ohio State	12/19/15	
24	De'Aaron Fox ² vs. UCLA	3/24/17	
24	Malik Monk ² at Ole Miss	12/29/16	
23	Malik Monk ² vs. GEORGIA	1/31/17	
23	Julius Randle ² vs. Michigan State	11/12/13	
22	Terrence Jones ² vs. AUBURN	1/11/11	
22	Eric Bledsoe ² vs. MOREHEAD STATE	11/13/09	

MOST POINTS OFF THE BENCH			
Pts.	Player vs. Opponent	Date	
35	Terrence Jones vs. AUBURN	1/11/11	
32	Doron Lamb vs. WINTHROP	12/22/10	
28	PJ Washington vs. Auburn	3/31/19	
27	Malik Monk vs. VANDERBILT	2/28/17	
26	Tyrese Maxey vs. Michigan State	11/5/19	
26	Kyle Wiltjer at Ole Miss	1/29/13	
24	Shai Gilgeous-Alexander vs. LOUISVILLE	12/29/17	
24	Kyle Wiltjer vs. LOYOLA	12/22/11	
24	Doron Lamb at North Carolina	12/4/10	
23	Wenyen Gabriel vs. Alabama	3/10/18	
23	Kyle Wiltjer vs. LIPSCOMB	12/15/12	

MOST OFFENSIVE REBOUNDS			
Rebs	Player vs. Opponent	Date	
9	Nick Richards vs. SOUTHERN ILLINOIS	11/9/18	
9	Willie Cauley-Stein vs. ARKANSAS	2/27/14	
9	DeMarcus Cousins vs. OLE MISS	2/2/10	
9	Patrick Patterson vs. RIDER	11/21/09	
8	Bam Adebayo vs. UT MARTIN	11/25/16	
8	Dakari Johnson vs. GRAND CANYON	11/14/14	
8	DeMarcus Cousins vs. VANDERBILT	1/30/10	
8	Patrick Patterson at Indiana	12/12/09	
8	DeMarcus Cousins vs. SAM HOUSTON STATE	11/19/09	

MOST DEFENSIVE REBOUNDS			
Rebs	Player vs. Opponent	Date	
15	Terrence Jones vs. Notre Dame	12/8/10	
14	Keldon Johnson vs. AUBURN	2/23/19	
14	DeMarcus Cousins vs. LOUISVILLE	1/2/10	
13	Anthony Davis vs. LSU	3/9/12	
13	Michael Kidd-Gilchrist vs. LOUISVILLE	12/31/11	
13	Anthony Davis vs. CHATTANOOGA	12/17/11	
13	Terrence Jones vs. Washington	11/23/10	
12	Jared Vanderbilt vs. MISSOURI	2/24/18	
12	Bam Adebayo vs. Northern Kentucky	3/17/17	
12	Karl-Anthony Towns vs. GEORGIA	2/3/15	
12	Julius Randle vs. Kansas State	3/21/14	
12	Anthony Davis vs. Kansas	4/2/12	
12	Anthony Davis vs. Louisville	3/31/12	
12	Anthony Davis vs. LITTLE ROCK	1/3/12	

MOST ASSISTS			
Assts.	Player vs. Opponent	Date	
16	John Wall vs. HARTFORD	12/29/09	
14	Tyler Ulis vs. LSU	3/5/16	
14	John Wall vs. UNC Asheville	11/30/09	
12	Ashton Hagans vs. UAB	11/29/19	
12	Ashton Hagans vs. Tennessee	3/16/19	
12	De'Aaron Fox vs. STEPHEN F. AUSTIN	11/11/16	
12	Tyler Ulis at South Carolina	2/13/16	
11	Ashton Hagans vs. FAIRLEIGH DICKINSON	12/7/19	
11	Isaiah Briscoe at Ole Miss	12/29/16	
11	De'Aaron Fox vs. CLEVELAND STATE	11/23/16	
11	Tyler Ulis at Florida	3/1/16	
11	Tyler Ulis at Texas A&M	2/20/16	
11	Tyler Ulis vs. FLORIDA	2/6/16	
11	John Wall vs. East Tennessee State	3/18/10	
11	John Wall vs. RIDER	11/21/09	

MOST 3-POINTERS MADE			
3's	Player vs. Opponent	Date	
8	Malik Monk vs. North Carolina	12/17/16	
8	Jamal Murray vs. FLORIDA	2/6/16	
8	Eric Bledsoe vs. ETSU	3/18/10	

MOST FREE THROWS			
Fts	Player vs. Opponent	Date	
14	Tyler Ulis at Arkansas	1/21/16	
13	Keldon Johnson vs. TENNESSEE STATE	12/23/18	
13	De'Aaron Fox vs. UCLA	3/24/17	
13	Julius Randle at Ole Miss	2/18/14	
13	Julius Randle vs. BELMONT	12/21/13	
12	Ashton Hagans vs. UTAH VALLEY	11/18/19	
12	PJ Washington vs. Seton Hall	12/8/18	
12	Shai Gilgeous-Alexander vs. GEORGIA	12/31/17	
12	Tyler Ulis at Tennessee	2/2/16	

MOST POINTS WITHOUT A TURNOVER			
Mins.	Player vs. Opponent	Date	
44	Reid Travis vs. Auburn	3/3/19	
44	Darius Miller at Arkansas	2/23/11	
41	Aaron Harrison vs. LSU	2/22/14	
40	Tyler Ulis vs. Duke	11/17/15	
40	Aaron Harrison vs. OLE MISS	1/6/15	
40	Alex Poythress vs. MISSOURI	2/23/13	
39	Nerlens Noel vs. TEXAS A&M	1/12/13	
39	Ryan Harrow at Louisville	12/29/12	
39	Anthony Davis vs. ALABAMA	1/21/12	
39	Michael Kidd-Gilchrist vs. LOUISVILLE	12/31/11	
38	Keldon Johnson vs. Auburn	3/31/19	
38	Tyler Herro at Ole Miss	3/5/19	
38	Aaron Harrison at LSU	1/28/14	
38	Patrick Patterson vs. Mississippi State	3/14/10	

MOST BLOCKED SHOTS			
Blks.	Player vs. Opponent	Date	
12	Nerlens Noel at Ole Miss	1/29/13	
9	Willie Cauley-Stein vs. BOISE STATE	12/10/13	
9	Willie Cauley-Stein vs. Providence	12/1/13	
8	Nerlens Noel at Alabama	1/22/13	
8	Anthony Davis at South Carolina	2/4/12	
8	Anthony Davis vs. ST. JOHN'S	12/1/11	
7	Nick Richards vs. LAMAR	11/24/19	
7	Karl-Anthony Towns vs. VANDERBILT	1/20/15	
7	Willie Cauley-Stein vs. EAST MICHIGAN	11/27/13	
7	Willie Cauley-Stein vs. MISSOURI	2/23/13	
7	Nerlens Noel at Auburn	1/19/13	
7	Nerlens Noel vs. TEXAS A&M	1/12/13	
7	Nerlens Noel vs. LIPSCOMB	12/15/12	
7	Nerlens Noel vs. PORTLAND	12/8/12	
7	Anthony Davis vs. Western Kentucky	3/15/12	
7	Anthony Davis at Vanderbilt	2/11/12	
7	Anthony Davis vs. TENNESSEE	1/31/12	
7	Anthony Davis vs. ARKANSAS	1/17/12	
7	Anthony Davis vs. SOUTH CAROLINA	1/7/12	
7	Anthony Davis vs. Kansas	11/15/11	

MOST POINTS WITHOUT A TURNOVER			
Mins.	Player vs. Opponent	Date	
44	Reid Travis vs. Auburn	3/3/19	
44	Darius Miller at Arkansas	2/23/11	
41	Aaron Harrison vs. LSU	2/22/14	
40	Tyler Ulis vs. Duke	11/17/15	
40	Aaron Harrison vs. OLE MISS	1/6/15	
40	Alex Poythress vs. MISSOURI	2/23/13	
39	Nerlens Noel vs. TEXAS A&M	1/12/13	
39	Ryan Harrow at Louisville	12/29/12	
39	Anthony Davis vs. ALABAMA	1/21/12	
39	Michael Kidd-Gilchrist vs. LOUISVILLE	12/31/11	
38	Keldon Johnson vs. Auburn	3/31/19	
38	Tyler Herro at Ole Miss	3/5/19	
38	Aaron Harrison at LSU	1/28/14	
38	Patrick Patterson vs. Mississippi State	3/14/10	

MOST BLOCKED SHOTS			
Blks.	Player vs. Opponent	Date	
12	Nerlens Noel at Ole Miss	1/29/13	
9	Willie Cauley-Stein vs. BOISE STATE	12/10/13	
9	Willie Cauley-Stein vs.		

TEAM GAME RECORDS CAL ERA

MOST FIELD GOALS

FGs.	Opponent	Date
46	MARIST	11/11/11
44	vs. Arizona State	11/28/16
44	AUBURN	2/21/15
42	UIC	11/26/17
42	LIU BROOKLYN	11/23/12
41	UT MARTIN	11/25/16
41	HARTFORD	12/29/09
40	vs. North Carolina	12/17/16
40	LAFAYETTE	11/16/12
38	CLEVELAND STATE	11/23/16
38	LSU	3/5/16
38	vs. Wake Forest	3/20/10

FEWEST FIELD GOALS

FGs.	Opponent	Date
14	at Tennessee	3/2/19
14	at South Carolina	3/1/14
16	vs. Kansas State	3/22/18
16	ALABAMA	3/4/14
17	GEORGIA	12/31/17
17	LOUISVILLE	12/31/11
17	at Auburn	2/12/14
18	vs. LSU	3/9/12
18	vs. Vanderbilt	3/15/13
18	vs. Florida	3/16/14
18	vs. UConn	4/7/14
18	at Texas A&M	1/10/15
18	at South Carolina	1/24/15

MOST FIELD-GOAL ATTEMPTS

FGs.	Opponent	Date
84	vs. Arizona State	11/28/16
80	UCLA	12/3/16
77	ARKANSAS	1/23/10
76	ARKANSAS	2/27/14
75	MARIST	11/11/11
74	at Ole Miss	12/29/16
74	vs. North Carolina	12/17/16
74	UT MARTIN	11/25/16

FEWEST FIELD-GOAL ATTEMPTS

FGs.	Opponent	Date
39	at South Carolina	1/24/15
40	at Robert Morris	3/19/13
41	ALABAMA	1/31/15
41	TENNESSEE	1/31/12
42	ARKANSAS	2/26/19
42	at Missouri	2/19/19
42	vs. Kansas State	3/22/18
42	vs. Alabama	3/10/18
42	FLORIDA	2/15/14
42	vs. Providence	12/13/13
42	vs. LSU	3/9/12
42	vs. Cleveland State	11/24/09

MOST FREE THROWS

FTs.	Opponent	Date
35	vs. Indiana	3/23/12
33	at South Carolina	3/1/14
32	LOUISVILLE	12/31/11
31	UTAH VALLEY	11/18/19
31	MOREHEAD STATE	11/21/12
31	INDIANA	12/11/10
30	vs. Auburn	3/14/15
30	UNC ASHEVILLE	11/8/13
30	vs. Baylor	3/25/12
29	VMI	11/18/18
29	ILLINOIS STATE	11/30/15
29	at North Carolina	12/14/13

FEWEST FREE THROWS

FTs.	Opponent	Date
3	ETSU	11/17/17
4	vs. UConn	4/2/11
4	VANDERBILT	1/23/16
5	vs. Georgia	3/9/18

6	vs. Michigan	3/30/14
6	at Florida	2/12/13
6	at Alabama	1/22/13
6	vs. Princeton	3/17/11

MOST FREE-THROW ATTEMPTS

FTs.	Opponent	Date
48	UNC ASHEVILLE	11/8/13
46	ILLINOIS STATE	11/30/15
44	vs. Baylor	3/25/12
44	INDIANA	12/11/10
43	at North Carolina	12/14/13
43	LOUISVILLE	12/31/11
42	at South Carolina	3/1/14
41	vs. TENNESSEE STATE	11/23/18
41	vs. LSU	3/14/14
41	MOREHEAD STATE	11/21/12

FEWEST FREE-THROW ATTEMPTS

FTs.	Opponent	Date
6	VANDERBILT	1/23/16
10	vs. Georgia	3/9/18
10	vs. Wisconsin	4/4/15
11	at Georgia	1/15/19
11	at Louisville	12/29/18
11	at LSU	2/10/15
11	vs. Michigan	3/30/14
11	MISSISSIPPI STATE	2/27/13
11	at Florida	2/12/13
11	at Alabama	1/22/13
11	at Florida	3/4/12
11	GEORGIA	3/1/12
11	FLORIDA	2/7/12
11	vs. Princeton	3/17/11

MOST 3-POINTERS

3s.	Opponent	Date
15	GEORGIA	3/1/12
15	vs. ETSU	3/18/10
14	HARTFORD	12/29/09
13	TEXAS A&M	1/3/17
13	vs. Alabama	3/11/16
13	ETSU	11/12/10
12	UTAH	12/15/18
12	FLORIDA	2/6/16
12	vs. UCLA	12/20/14
12	CHATTANOOGA	12/17/11
12	vs. North Carolina	3/27/11
12	WINTHROP	12/22/10
12	VANDERBILT	1/30/10

FEWEST 3-POINTERS

3s.	Opponent	Date
0	vs. Davidson	3/15/18
1	UTAH VALLEY	11/18/19
1	at South Carolina	1/16/18
1	at Vanderbilt	1/10/17
1	Texas	12/5/14
1	LSU	2/22/14
1	vs. LSU	3/9/12
1	Tennessee	1/31/12
1	vs. Alabama	3/12/10

MOST 3-POINT ATTEMPTS

3s.	Opponent	Date
33	CHATTANOOGA	12/17/11
33	vs. ETSU	3/18/10
33	ARKANSAS	1/23/10
32	vs. West Virginia	3/27/10
28	vs. Arizona State	11/28/16
28	at Texas A&M	1/10/15
28	ALABAMA	3/4/14
28	vs. Vanderbilt	3/11/12
28	HARTFORD	12/29/09
27	GEORGIA	3/1/12
27	vs. UConn	4/2/11

FEWEST 3-POINT ATTEMPTS

3s.	Opponent	Date
5	vs. Wisconsin	4/4/15
5	vs. Wisconsin	4/5/14
5	at Tennessee	1/14/12
6	vs. Davidson	3/15/18
6	FLORIDA	3/7/15
6	Vanderbilt	1/20/15
7	FLORIDA	3/10/19
7	at Missouri	1/29/15
7	PROVIDENCE	11/30/14
7	vs. Louisville	3/31/12
7	at Indiana	12/10/11

MOST REBOUNDS

Rebs.	Opponent	Date
59	vs. Arizona State	11/28/16
59	ARKANSAS	1/23/10
57	LOUISVILLE	12/31/11
56	ROBERT MORRIS	11/17/13
54	EASTERN KENTUCKY	11/8/19
54	NJIT	11/14/15

FEWEST REBOUNDS

Rebs.	Opponent	Date
21	ALABAMA	1/31/15
21	at Tennessee	2/16/13
22	vs. Wisconsin	4/4/15
23	UTAH	12/15/18
24	GEORGIA	2/3/15
24	NORTH CAROLINA	12/13/14
24	TENNESSEE	1/18/14
25	vs. Ohio State	12/21/19
25	vs. Baylor	12/6/13
25	at Robert Morris	3/19/13

MOST OFFENSIVE REBOUNDS

Rebs.	Opponent	Date
26	ARKANSAS	2/27/14
24	GRAND CANYON	11/14/14
24	vs. West Virginia	3/27/10
22	NJIT	11/14/15
22	at Auburn	2/2/14
22	ARKANSAS	1/23/10
21	SOUTH CAROLINA	2/5/19
21	at West Virginia	1/27/18
21	VALPARAISO	12/7/16
21	COLUMBIA	12/10/14
21	at South Carolina	3/1/14
21	BAYLOR	12/1/12
21	at Indiana	12/12/09

FEWEST OFFENSIVE REBOUNDS

Rebs.	Opponent	Date
1	vs. Alabama	3/10/18
3	at South Carolina	1/24/14
4	at Ole Miss	3/5/19
5	vs. Michigan State	11/5/19
5	GEORGIA	2/3/15
5	ALABAMA	1/31/15
5	MISSISSIPPI STATE	2/15/11
5	GEORGIA	1/29/11

MOST DEFENSIVE REBOUNDS

Rebs.	Opponent	Date
42	EASTERN KENTUCKY	11/8/19
39	vs. Arizona State	11/28/16
39	ROBERT MORRIS	11/17/13
39	EASTERN MICHIGAN	1/2/13
38	TROY	11/20/17
38	vs. Hampton	3/19/15
38	EASTERN KENTUCKY	12/7/14
38	vs. Cleveland State	11/24/09
37	at Texas A&M	1/10/15
37	LOUISVILLE	12/31/11
37	ARKANSAS	1/23/10

FEWEST DEFENSIVE REBOUNDS

Rebs.	Opponent	Date
9	at Tennessee	2/16/13
13	NORTH CAROLINA	12/13/14
15	vs. Baylor	12/6/13
15	at Alabama	1/18/11
16	vs. Ohio State	12/21/19
16	UTAH	12/15/18
16	vs. Wisconsin	4/4/15
16	ALABAMA	1/31/15
16	TEXAS A&M	1/12/13
16	at Auburn	1/11/12
16	vs. UConn	11/24/10

MOST ASSISTS

Assts.	Opponent	Date
33	vs. Arizona State	11/28/16
30	HARTFORD	12/29/09
28	LIU BROOKLYN	11/23/12
28	vs. UNC Asheville	11/30/09
25	CLEVELAND STATE	11/23/16
25	AUBURN	2/21/15
25	vs. UCLA	12/20/14
24	vs. North Carolina	12/22/18
24	at Ole Miss	12/29/16
24	UT MARTIN	11/25/16
24	BOSTON	11/21/14
24	MARIST	11/11/11
24	vs. ETSU	3/18/10

FEWEST ASSISTS

Assts.	Opponent	Date
5	LSU	2/22/14
6	EVANSVILLE	11/12/19
6	vs. Kansas State	3/22/18
6	at Florida	3/3/18
6	VANDERBILT	3/1/11

MOST TURNOVERS

TOs.	Opponent	Date
24	MOREHEAD STATE	11/13/09
23	SAM HOUSTON STATE	11/19/09
22	ETSU	11/17/17
21	LOUISVILLE	12/31/11
21	vs. Old Dominion	11/20/11
21	NORTH CAROLINA	12/5/09
20	EASTERN MICHIGAN	11/27/13
20	ALBANY	11/13/15
20	vs. Cleveland State	11/24/09

FEWEST TURNOVERS

TOs.	Opponent	Date
3	at Georgia	3/3/15
3	at South Carolina	2/4/12
4	ALABAMA	2/23/16
4	COLUMBIA	12/10/14
4	vs. Wisconsin	4/5/14
4	PORTLAND	11/26/11
5	vs. Georgia	3/9/18
5	vs. Georgia	3/12/16
5	at Vanderbilt	2/27/16
5	ALABAMA	1/31/15

MOST BLOCKS

Blks.	Opponent	Date
18	ST. JOHN'S	12/1/11
15	vs. Stony Brook	3/17/16
14	at Georgia	3/3/10
13	vs. LAMAR	11/24/19
13	vs. UCLA	12/20/14
13	at Ole Miss	1/29/13
13	ARKANSAS	1/17/12
13	vs. Kansas	11/15/11
13	MARIST	11/11/11



TEAM GAME RECORDS CAL ERA

FEWEST BLOCKS

Blks.	Opponent	Date
1	vs. Wofford	3/23/19
1	vs. Abilene Christian	3/21/19
1	LSU	2/12/19
1	SOUTH CAROLINA	2/5/19
1	at Alabama	1/5/19
1	vs. Georgia	3/9/18
1	at Vanderbilt	1/10/17
1	vs. Alabama	3/11/16
1	at LSU	1/5/16
1	WRIGHT STATE	11/20/15
1	ALABAMA	1/31/15
1	at Missouri	1/29/15
1	vs. Wisconsin	4/5/14
1	at Florida	3/8/14

MOST STEALS

Stls.	Opponent	Date
15	LAFAYETTE	11/16/12
13	OLE MISS	1/2/16
13	vs. UConn	12/9/09
12	vs. North Carolina	12/22/18
12	NORTH DAKOTA	11/14/18
12	STEPHEN F. AUSTIN	11/11/16
12	BOSTON	11/24/15
12	NORTH CAROLINA	12/13/14
12	PROVIDENCE	11/30/14
12	LIPSCOMB	12/15/12
12	PORTLAND	11/26/11
12	vs. Cornell	3/25/10
12	GEORGIA	1/9/10
12	vs. UNC Asheville	11/30/09

FEWEST STEALS

Stls.	Opponent	Date
0	vs. Baylor	12/6/13
1	vs. Duke	11/7/18
1	at West Virginia	1/27/18
1	vs. Michigan State	11/12/13
1	at Robert Morris	3/19/13
1	vs. West Virginia	3/19/11
1	FLORIDA	2/26/11

MOST PERSONAL FOULS

Fls.	Opponent	Date
33	at Kansas	1/30/16
32	at South Carolina	1/16/18
31	at Arkansas	1/14/14
31	at North Carolina	12/14/13
29	at Missouri	2/3/18
29	at South Carolina	3/1/14
28	VANDERBILT	1/30/10

FEWEST PERSONAL FOULS

Fls.	Opponent	Date
7	HARTFORD	12/29/09
8	MONTANA STATE	11/23/14
8	LAFAYETTE	11/16/12
8	vs. Florida	3/10/12
8	vs. Princeton	3/17/11
8	WINTHROP	12/22/10
8	DREXEL	12/21/09
8	vs. UNC Asheville	11/30/09

HIGHEST FIELD-GOAL %

Pct.	Opponent	Date
.677	LIU BROOKLYN	11/23/12
.667	UIC	11/26/17
.647	AUBURN	2/21/15
.645	LAFAYETTE	11/16/12
.643	vs. Alabama	3/10/18
.643	vs. Providence	12/1/13
.614	SOUTH CAROLINA	2/5/13
.613	MARIST	11/11/11
.603	vs. Wake Forest	3/20/10

.603 HARTFORD 12/29/09

LOWEST FIELD-GOAL %

Pct.	Opponent	Date
.269	at South Carolina	3/1/14
.281	at Texas A&M	1/10/15
.296	BAYLOR	12/1/12
.298	LOUISVILLE	12/31/11
.309	at Auburn	2/12/14
.313	at Missouri	2/3/18
.318	at Tennessee	3/2/19
.315	GEORGIA	12/31/17
.327	ALABAMA	3/4/14
.339	vs. UConn	4/2/11

HIGHEST FREE-THROW %

Pct.	Opponent	Date
1.000	FLORIDA	2/7/12
1.000	AUSTIN PEAY	12/19/09
.958	TENNESSEE	1/18/14
.955	at Florida	2/7/15
.946	vs. Indiana	3/23/12
.923	at Mississippi State	2/25/15
.913	TEXAS A&M	1/8/19
.912	UTAH VALLEY	11/18/19
.900	vs. Wisconsin	4/4/15
.900	at Ole Miss	2/18/14

LOWEST FREE-THROW %

Pct.	Opponent	Date
.200	ETSU	11/17/17
.333	vs. UConn	4/2/11
.391	ETSU	11/12/10
.412	vs. Wake Forest	3/20/10
.435	at Vanderbilt	2/27/16
.471	at Texas A&M	2/10/18
.471	PROVIDENCE	11/30/14
.478	at Louisville	12/29/12

HIGHEST 3-POINT %

Pct.	Opponent	Date
.700	at Florida	3/1/16
.692	DREXEL	12/21/09
.667	vs. Alabama	3/10/18
.667	AUSTIN PEAY	12/19/09
.636	vs. Michigan	3/30/14
.625	MISSOURI	2/24/18
.625	BOSTON	11/30/10
.600	FLORIDA	2/6/16
.600	FLORIDA	2/7/12
.591	vs. Alabama	3/11/16

LOWEST 3-POINT %

Pct.	Opponent	Date
.000	vs. Davidson	3/15/18
.077	vs. Alabama	3/12/10
.083	UTAH VALLEY	11/18/19
.083	TEXAS	12/5/14
.091	at South Carolina	1/16/18
.091	at Tennessee	2/27/10
.100	at Missouri	2/3/18
.100	TENNESSEE	1/31/12
.111	at Vanderbilt	1/10/17
.118	vs. Utah	12/18/19
.118	COLUMBIA	12/10/14

HIGHEST REBOUND MARGIN

Margin	Opponent	Date
+31	NIJT	11/14/15
+30	NORTH DAKOTA	11/14/18
+30	GRAND CANYON	11/14/14
+29	EASTERN KENTUCKY	11/8/19

+29	SOUTHERN ILLINOIS	11/9/18
+28	NKU	11/10/13
+27	vs. Abilene Christian	3/21/19
+27	vs. Little Rock	1/3/12
+26	vs. Arizona State	11/28/16
+26	LOUISVILLE	12/31/11

LOWEST REBOUND MARGIN

Margin	Opponent	Date
-25	at Florida	2/4/17
-18	at Tennessee	2/16/13
-16	vs. Baylor	12/6/13
-16	vs. Maryland	11/9/12
-15	TENNESSEE	1/18/14
-14	at LSU	1/5/16
-12	vs. Wisconsin	4/4/15
-12	GEORGIA	2/3/15
-12	at South Carolina	1/24/14
-12	vs. Alabama	3/12/10
-11	at Kansas	1/30/16
-11	TEXAS	12/5/14

VICTORY MARGINS

Margin (Score)	Opponent	Date
+58 (86-28)	MONTANA STATE	11/13/14
+52 (101-49)	LAFAYETTE	11/16/12
+50 (108-58)	MARIST	11/11/11
+49 (86-37)	MISSOURI	1/13/15
+48 (92-44)	UT ARLINGTON	11/25/14
+48 (88-40)	RADFORD	11/23/11
+46 (90-44)	MONMOUTH	11/28/18
+46 (115-69)	vs. Arizona State	11/28/16
+44 (88-44)	DREXEL	12/21/09
+43 (104-61)	HARTFORD	12/29/09

VICTORY MARGIN IN RUPP ARENA

Margin (Score)	Opponent	Date
+58 (86-28)	MONTANA STATE	11/13/14
+52 (101-49)	LAFAYETTE	11/16/12
+50 (108-58)	MARIST	11/11/11
+49 (86-37)	MISSOURI	1/13/15
+48 (92-44)	UT ARLINGTON	11/25/14
+48 (88-40)	RADFORD	11/23/11
+46 (90-44)	MONMOUTH	11/28/18
+44 (88-44)	DREXEL	12/21/09
+43 (104-61)	HARTFORD	12/29/09
+42 (91-49)	EASTERN KENTUCKY	11/8/19
+42 (100-58)	TEXAS A&M	1/3/17

VICTORY MARGIN IN SEC PLAY

Margin (Score)	Opponent	Date
+49 (86-37)	MISSOURI	1/13/15
+42 (100-58)	TEXAS A&M	1/3/17
+38 (82-44)	LSU	1/15/11
+35 (87-52)	at Vanderbilt	1/29/19
+35 (110-75)	AUBURN	2/21/15
+34 (82-48)	GEORGIA	2/9/16
+34 (88-54)	MISSOURI	1/27/16
+34 (77-43)	SOUTH CAROLINA	2/14/15
+34 (86-52)	at South Carolina	2/4/12
+31 (90-59)	SOUTH CAROLINA	2/19/11
+31 (101-70)	ARKANSAS	1/23/10

VICTORY MARGIN ON THE ROAD

Margin (Score)	Opponent	Date
+35 (87-52)	at Vanderbilt	1/29/19
+34 (86-52)	at South Carolina	2/4/12
+31 (79-48)	at Portland	11/19/10
+27 (89-62)	at South Carolina	2/13/16
+26 (81-55)	at LSU	2/6/10
+24 (74-50)	at LSU	1/28/12
+23 (99-76)	at Ole Miss	12/29/16
+22 (70-48)	at Alabama	1/17/15
+22 (75-53)	at Auburn	1/19/13
+20 (69-49)	at Georgia	1/15/19

VICTORY MARGIN AT A NEUTRAL SITE

Margin (Score)	Opponent	Date
+46 (115-69)	vs. Arizona State	11/28/16
+39 (78-39)	vs. West Virginia	3/26/15
+39 (83-44)	vs. UCLA	12/20/14
+38 (85-47)	vs. Penn State	11/19/11
+35 (79-44)	vs. Abilene Christian	3/21/19
+32 (72-40)	vs. Kansas	11/18/14
+30 (90-60)	vs. Wake Forest	3/20/10
+29 (100-71)	vs. ETSU	3/18/10
+29 (74-45)	vs. Tennessee	3/13/10
+28 (85-57)	vs. Stony Brook	3/17/16
+26 (85-59)	vs. Alabama	3/11/16

VICTORY MARGIN ON THE ROAD IN THE SEC

Margin (Score)	Opponent	Date
+35 (87-52)	at Vanderbilt	1/29/19
+34 (86-52)	at South Carolina	2/4/12
+27 (89-62)	at South Carolina	2/13/16
+26 (81-55)	at LSU	2/6/10
+24 (74-50)	at LSU	1/28/12
+23 (99-76)	at Ole Miss	12/29/16
+22 (70-48)	at Alabama	1/17/15
+22 (75-53)	at Auburn	1/19/13
+20 (69-49)	at Georgia	1/15/19
+18 (74-56)	at Mississippi State	2/25/15
+18 (66-48)	at Tennessee	2/17/15

VICTORY MARGIN IN THE SEC TOURNAMENT


Margin (Score)	Opponent	Date
+29 (74-45)	vs. Tennessee	3/13/10
+26 (85-59)	vs. Alabama	3/11/16
+24 (91-67)	vs. Auburn	3/14/15
+23 (86-63)	vs. Alabama	3/10/18
+18 (73-55)	vs. Alabama	3/15/19
+18 (85-67)	vs. LSU	3/14/14
+17 (82-65)	vs. Arkansas	3/12/17
+16 (70-54)	vs. Florida	3/13/11
+15 (78-63)	vs. Arkansas	3/15/15
+15 (64-49)	vs. Florida	3/13/15

VICTORY MARGIN IN THE NCAA TOURNAMENT

Margin (Score)	Opponent	Date
+39 (78-39)	vs. West Virginia	3/26/15
+35 (79-44)	vs. Abilene Christian	3/21/19
+30 (90-60)	vs. Wake Forest	3/20/10
+29 (100-71)	vs. ETSU	3/18/10
+28 (85-57)	vs. Stony Brook	3/17/16
+23 (79-56)	vs. Hampton	3/19/15
+20 (95-75)	vs. Buffalo	3/17/18
+17 (62-45)	vs. Cornell	3/25/10
+16 (87-71)	vs. Iowa State	3/17/12
+15 (81-66)	vs. Western Kentucky	3/15/12
+13 (64-51)	vs. Cincinnati	3/21/15



KENTUCKY X NBA




BAM ADEBAYO
MIAMI HEAT
 DRAFTED: 2017 / Rd 1, Pk 14 (Miami)
2019-20 NBA STATS

PPG	RPG	BPG	APG
15.7	10.6	1.3	4.6

CAREER

PPG	RPG	APG
9.3	7.2	2.3

NBA NOTES Eastern Conference POW (Dec. 16) after producing two triple-doubles in three games




ERIC BLEDSOE
MILWAUKEE BUCKS
 DRAFTED: 2010 / Rd 1, Pk 18 (OKC)
2019-20 NBA STATS

PPG	APG	RPG	SPG
15.0	5.7	4.9	0.8

CAREER

PPG	APG	SPG
14.1	4.8	1.5

NBA NOTES Scored a season-high 31 points vs. Chicago on Nov. 14




DEVIN BOOKER
PHOENIX SUNS
 DRAFTED: 2015 / Rd 1, Pk 13 (Phoenix)
2019-20 NBA STATS

PPG	RPG	APG	FG%
24.0	4.0	6.4	49.7

CAREER

PPG	APG	FG%
21.6	4.4	44.3

NBA NOTES Named November's Community Assist Award winner



WILLIE CAULEY-STEIN
GOLDEN STATE WARRIORS
 DRAFTED: 2015 / Rd 1, Pk 6 (Sacramento)
2019-20 NBA STATS

PPG	RPG	BPG	FG%
8.3	6.3	1.5	57.1

CAREER

PPG	RPG	FG%
9.9	6.4	53.7

NBA NOTES Leads the Warriors in blocks per game and field-goal percentage




ANTHONY DAVIS
LOS ANGELES LAKERS
 DRAFTED: 2012 / Rd 1, Pk 1 (New Orleans)
2019-20 NBA STATS

PPG	RPG	BPG	PER
27.7	9.3	2.7	29.03

CAREER

PPG	RPG	BPG
24.0	10.5	2.4

NBA NOTES Two-time NBA Western Conference Player of the Week in 2019-20



WENYEN GABRIEL
SACRAMENTO KINGS
 2018 / Undrafted. Signed by Sacramento
2019-20 NBA STATS

PPG	RPG	FG%	MPG
2.3	1.1	31.3	6.7

CAREER

PPG	RPG	MPG
2.3	1.1	6.7

NBA NOTES Appeared in seven games this season

29 Players on a 2019-20 NBA opening-day roster, five more than the next-closest school (Duke)

49 Total players have earned selection in the NBA Draft during John Calipari's career at Kentucky, Memphis and UMass


38 Players during Calipari's 10 seasons at UK have been selected in the NBA Draft, the most of any coach in that time period

29 First-round selections during Calipari's tenure at Kentucky, including 21 lottery selections

3 Wildcats have been selected No. 1 overall in the Calipari era at UK (John Wall, Anthony Davis and Karl-Anthony Towns)

7 Over the last 10 years, there are 22 lottery picks who have earned max contracts in the NBA. Seven of them went to Kentucky

2.26 Billion dollars Calipari's all-time players have earned in NBA contracts alone, including \$1.9 billion at Kentucky




DEMARCUS COUSINS
LOS ANGELES LAKERS
 DRAFTED: 2010 / Rd 1, Pk 5 (Sacramento)
2019-20 NBA STATS

PPG	RPG	BPG	SPG
N/A	N/A	N/A	N/A

CAREER

PPG	RPG	SPG
21.2	10.9	1.4

NBA NOTES Expected to miss most, if not all, of 2019-20 season with a knee injury



HAMIDOU DIALLO
OKLAHOMA CITY THUNDER
 DRAFTED: 2018 / Rd 2, Pk 45 (Brooklyn)
2019-20 NBA STATS

PPG	RPG	SPG	FG%
8.8	3.8	1.5	50.0

CAREER

PPG	RPG	FG%
4.7	2.3	47.1

NBA NOTES Emerged as key reserve but has not played since Nov. 22 (hyperextended right elbow)




DE'AARON FOX
SACRAMENTO KINGS
 DRAFT: 2017 / Rd 1, Pk 5 (Sacramento)
2019-20 NBA STATS

PPG	RPG	APG	SPG
18.8	4.2	6.7	1.2

CAREER

PPG	RPG	APG
14.9	3.4	6.0

NBA NOTES Scored a season-high 31 points against Houston on Dec. 23




SHAI GILGEOUS-ALEXANDER
OKLAHOMA CITY THUNDER
 DRAFT: 2018 / Rd 1, Pk 11 (Charlotte)
2019-20 NBA STATS

PPG	RPG	APG	SPG
19.1	5.0	3.0	1.0

CAREER

PPG	RPG	APG
13.0	3.4	3.2

NBA NOTES One of 14 players with more than 100 steals, 50 blocks and 75 3-pointers in first 100 games



TYLER HERRO
MIAMI HEAT
 DRAFT: 2019 / Rd 1, Pk 13 (Miami)
2019-20 NBA STATS

PPG	RPG	APG	FG%
14.0	3.8	2.1	42.4

CAREER

PPG	RPG	APG
14.0	3.8	2.1

NBA NOTES Scored 27 points vs. Chicago on Dec. 10, including team's final 11 points in overtime

NBA LEADERS
 Stats are through games on Dec. 25. Top 20 is the cutoff.

Points Per Game

1. James Harden (Rockets) - 38.1
6. Anthony Davis (Lakers) - 27.7
8. Karl-Anthony Towns (Timberwolves) - 26.5
16. Devin Booker (Suns) - 24.0

Rebounds Per Game

1. Andre Drummond (Pistons) - 16.1
8. Karl-Anthony Towns (Timberwolves) - 11.7
10. Bam Adebayo (Heat) - 10.6
20. Anthony Davis (Lakers) - 9.3

Assists Per Game

1. LeBron James (Lakers) - 10.6
18. Devin Booker (Suns) - 6.4

Blocks Per Game

1. Hassan Whiteside (Trailblazers) - 2.8
2. Anthony Davis (Lakers) - 2.7
14. Willie Cauley-Stein (Warriors) - 1.5
16. Nerlens Noel (Thunder) - 1.4

3-Pointers Per Game

1. James Harden (Rockets) - 5.1
6. Karl-Anthony Towns (Timberwolves) - 3.6

Field-Goal Percentage

1. Rudy Gobert (Jazz) - .679
11. Bam Adebayo (Heat) - .565
17. Karl-Anthony Towns (Timberwolves) - .514

Free-Throw Percentage

1. Kyrie Irving (Nets) - .937
5. Devin Booker (Suns) - .908
8. Jamal Murray (Nuggets) - .900

Steals Per Game

1. Ben Simmons (76ers) - 2.2
13. Bam Adebayo (Heat) - 1.5
18. Anthony Davis (Lakers) - 1.4
19. Jamal Murray (Nuggets) - 1.4

Minutes Per Game

1. James Harden (Rockets) - 37.6
11. Devin Booker (Suns) - 35.4
14. Shai Gilgeous-Alexander (Thunder) - 35.1
15. Anthony Davis (Lakers) - 35.1

Double-Doubles

1. Giannis Antetokounmpo - 28
19. Karl-Anthony Towns (Timberwolves) - 18
19. Bam Adebayo (Heat) - 18
17. Anthony Davis (Lakers) - 14

Triple-Doubles

1. Luka Donic (Mavericks) - 8
17. Bam Adebayo (Heat) - 2

Player Efficiency Rating

1. Giannis Antetokounmpo (Bucks) - 33.83
4. Anthony Davis (Lakers) - 29.03
5. Karl-Anthony Towns (Timberwolves) - 28.46
19. Enes Kanter (Celtics) - 22.76






KELDON JOHNSON
SAN ANTONIO SPURS
 DRAFT: 2019 / Rd 1, Pk 29 (San Antonio)
 2019-20 NBA STATS

PPG	RPG	FG%	MPG
0.0	0.0	0.0	2.0

CAREER PPG RPG MPG
 0.0 0.0 2.0

NBA NOTES Made NBA debut on Nov. 22 vs. Philadelphia




ENES KANTER
BOSTON CELTICS
 DRAFT: 2011 / Rd 1, Pk 3 (Utah)
 2019-20 NBA STATS

PPG	RPG	APG	FG%
8.0	7.5	1.0	54.3

CAREER PPG RPG FG%
 11.8 7.6 54.1

NBA NOTES As of Dec. 15, ranked in the top 20 in the league in player efficiency rating



MICHAEL KIDD-GILCHRIST
CHARLOTTE HORNETS
 DRAFT: 2012 / Rd 1, Pk 2 (Charlotte)
 2019-20 NBA STATS

PPG	RPG	APG	FT%
4.4	3.1	0.9	77.8

CAREER PPG RPG APG
 8.7 5.5 1.2

NBA NOTES Owns the fifth-most rebounds in franchise history



BRANDON KNIGHT
CLEVELAND CAVALIERS
 DRAFT: 2011 / Rd 1, Pk 29 (Detroit)
 2019-20 NBA STATS

PPG	RPG	APG	MPG
4.7	0.8	1.6	11.4

CAREER PPG RPG APG
 14.2 3.1 4.0

NBA NOTES Hit a season-high four 3-pointers on Nov. 18 vs. New York




KEVIN KNOX II
NEW YORK KNICKS
 DRAFT: 2018 / Rd 1, Pk 9 (New York)
 2019-20 NBA STATS

PPG	RPG	APG	MPG
8.1	2.9	1.2	20.3

CAREER PPG RPG APG
 11.5 4.0 1.1

NBA NOTES Scored a season-high 19 points against Milwaukee on Dec. 21



SKAL LABISSIÈRE
PORTLAND TRAIL BLAZERS
 DRAFT: 2016 / Rd 1, Pk 28 (Phoenix)
 2019-20 NBA STATS

PPG	RPG	BPG	FG%
5.8	5.2	1.0	55.0

CAREER PPG RPG FG%
 7.3 4.5 49.1

NBA NOTES Posted 22 points, 12 rebounds and five blocks on Nov. 21 vs. Milwaukee



Trey LYLES
SAN ANTONIO SPURS
 DRAFT: 2015 / Rd 1, Pk 12 (Utah)
 2019-20 NBA STATS

PPG	RPG	APG	FG%
4.7	5.8	1.3	44.8

CAREER PPG RPG FG%
 7.4 4.1 43.2

NBA NOTES Season-best 17 points with a trio of 3-pointers against Memphis on Dec. 23



DARIUS MILLER
NEW ORLEANS PELICANS
 DRAFT: 2012 / Rd 2, Pk 46 (New Orleans)
 2019-20 NBA STATS

PPG	RPG	APG	FG%
N/A	N/A	N/A	N/A

CAREER PPG APG FT%
 6.0 1.4 83.0

NBA NOTES Out for season after injuring right Achilles




MALIK MONK
CHARLOTTE HORNETS
 DRAFT: 2017 / Rd 1, Pk 11 (Charlotte)
 2019-20 NBA STATS

PPG	RPG	APG	FG%
9.3	2.8	2.2	44.5

CAREER PPG RPG APG
 8.2 1.7 1.6

NBA NOTES Season-high 23 points and added 10 rebounds against the Kings on Dec. 17




JAMAL MURRAY
DENVER NUGGETS
 DRAFT: 2016 / Rd 1, Pk 7 (Denver)
 2019-20 NBA STATS

PPG	RPG	APG	SPG
17.5	4.3	4.5	1.4

CAREER PPG APG RPG
 15.1 3.5 3.6

NBA NOTES Had 28 points and a game-winning 3-pointer vs. the Suns on Dec. 23



NERLENS NOEL
OKLAHOMA CITY THUNDER
 DRAFT: 2013 / Rd 1, Pk 6 (New Orleans)
 2019-20 NBA STATS

PPG	RPG	BPG	FG%
7.8	4.9	1.4	65.6

CAREER PPG BPG RPG
 8.1 1.4 6.3

NBA NOTES Leads the Thunder in field-goal percentage




PATRICK PATTERSON
LOS ANGELES CLIPPERS
 DRAFT: 2010 / Rd 1, Pk 14 (Houston)
 2019-20 NBA STATS

PPG	RPG	APG	3FG%
5.5	3.2	0.8	40.4

CAREER PPG RPG APG
 6.8 4.1 1.1

NBA NOTES Hit a career-high six 3-pointers against Golden State on Oct. 24



JULIUS RANDLE
NEW YORK KNICKS
 DRAFT: 2014 / Rd 1, Pk 7 (LA Lakers)
 2019-20 NBA STATS

PPG	RPG	APG	FG%
17.9	8.6	3.2	44.9

CAREER PPG RPG APG
 15.6 8.8 2.8

NBA NOTES Season-high 35 points and was 9-for-9 at the line against the Wizards on Dec. 23



RAJON RONDO
LOS ANGELES LAKERS
 DRAFTED: 2006 / Rd 1, Pk 21 (Phoenix)
 2019-20 NBA STATS

PPG	RPG	APG	SPG
7.5	3.6	5.7	1.2

CAREER PPG RPG APG
 10.3 4.8 8.4

NBA NOTES Four-time NBA All-Star in his 14th season in the NBA



KARL-ANTHONY TOWNS
MINNESOTA TIMBERWOLVES
 DRAFTED: 2015 / Rd 1, Pk 1 (Minnesota)
 2019-20 NBA STATS

PPG	RPG	APG	PER
26.5	11.7	4.4	28.53

CAREER PPG RPG FG%
 22.5 11.8 53.5

NBA NOTES Western Conference's Player of the Week following the opening week of action



JARRED VANDERBILT
DENVER NUGGETS
 DRAFT: 2018 / Rd 2, Pk 41 (Orlando)
 2019-20 NBA STATS

PPG	RPG	APG	MPG
0.0	0.7	0.3	3.0

CAREER PPG RPG MPG
 1.2 1.3 3.9

NBA NOTES Appeared in three games in 2019-20



JOHN WALL
WASHINGTON WIZARDS
 DRAFT: 2010 / Rd 1, Pk 1 (Washington)
 2019-20 NBA STATS

PPG	RPG	APG	SPG
N/A	N/A	N/A	N/A

CAREER PPG APG RPG
 19.0 9.2 4.3

NBA NOTES Franchise leader in career assists and steals, out for 2019-20 with an Achilles injury



PJ WASHINGTON
CHARLOTTE HORNETS
 DRAFT: 2019 / Rd 1, Pk 12 (Charlotte)
 2019-20 NBA STATS

PPG	RPG	APG	3FG%
12.3	5.3	1.8	40.6

CAREER PPG RPG 3FG%
 12.3 5.3 40.6

NBA NOTES NBA-record seven 3-pointers in debut and among leading Rookie of the Year candidates





ASHTON HAGANS

Sophomore | Guard | 6-3 | 198 lbs | Cartersville, Ga. | Newton

[@H23Ash](#) | [@ashton.hagans](#)



2019-20 SEASON/CAREER HIGHS

Points		
Season	26, vs. UTAH VALLEY (11/18/19)	
Career	26, vs. UTAH VALLEY (11/18/19)	
Rebounds		
Season	7, 3x, last vs. GEORGIA TECH (12/14/19)	
Career	7, 4x, last vs. GEORGIA TECH (12/14/19)	
Field Goals		
Season	8, vs. GEORGIA TECH (12/14/19)	
Career	9, at Georgia (1/15/19)	
Field Goals Attempted		
Season	14, 2x, last vs. Utah (12/18/19)	
Career	18, at Georgia (1/15/19)	
3-Point Field Goals		
Season	3, vs. LAMAR (11/24/19)	
Career	3, vs. LAMAR (11/24/19)	
3-Point Field Goals Attempted		
Season	4, 2x, last vs. Utah (12/18/19)	
Career	4, 5x, last vs. Utah (12/18/19)	
Free Throws		
Season	12, vs. UTAH VALLEY (11/18/19)	
Career	12, vs. UTAH VALLEY (11/18/19)	
Free Throws Attempted		
Season	12, vs. UTAH VALLEY (11/18/19)	
Career	12, vs. UTAH VALLEY (11/18/19)	
Assists		
Season	12, vs. UAB (11/29/19)	
Career	12, 2x, last vs. UAB (11/29/19)	
Steals		
Season	4, vs. Utah (12/18/19)	
Career	8, vs. North Carolina (12/22/18)	
Blocks		
Season	1, vs. UTAH VALLEY (11/18/19)	
Career	2, vs. VMI (11/18/18)	
Minutes		
Season	37, 3x, last vs. Ohio State (12/21/19)	
Career	38, 2x, last vs. Auburn (3/31/19)	

MISCELLANEOUS	2019-20	CAREER
Dunks	5	8
Double-Figure Scoring Games	9	22
Double-Figure Rebounding Games	0	0
Games With Double-Double	1	2
Games Led UK in Scoring	2	4
Games Led UK in Rebounding	2	3
Games Led UK in Assists	11	37
Games Led UK in Steals	9	26
Games Led UK in Blocks	1	2
Games With 3+ Assists	11	40
Games With 3+ Blocks	0	0
Games With 3+ Steals	3	13
Games With 3+ 3-Pointers	1	1

- Averaging 16.0 points, 8.6 assists and 3.9 rebounds while shooting 52.8% over the last eight games
- Ranks sixth nationally in assists per game (7.3) and second in the league in assist-to-turnover ratio (2.22)
- Scored in double figures against Ohio State for a team-leading ninth time this season with 14 points
- Notched his second career double-double with 11 points and 11 assists against Fairleigh Dickinson
- Streak of eight games with six or more assists is the longest such runs since Tyler Ulis dished out six or more in nine straight games from Feb. 9, 2016, to March 5, 2016
- Leading scorer this season with an average of 13.9 points per game
- Leads the team with 80 assists and has led the Wildcats in assists in all 11 games
- Posted career-high-tying 12 assists against UAB
- After a lower leg injury limited him to 24 minutes against Evansville, played 37 minutes against Utah Valley, scoring a career-high 26 points
 - Made 12 of 12 at the foul line, both career bests. Became the 15th player in school history to go perfect from the free-throw line with at least 12 attempts
- Led the main defensive assignment on Michigan State guard Cassius Winston, a leading national player of the year candidate, to help UK to the win
- All-SEC Preseason First Team selection by the league's media and coaches
- National watch lists: Citizen Naismith Trophy, Wooden Preseason Top 50, Lute Olson Award, Bob Cousy Award
- SEC Co-Defensive Player of the Year and SEC All-Defensive Team in 2018-19
- Naismith National Defensive Player of the Year semifinalist as a freshman
- Led UK with 61 steals, tied for third most among all freshmen in school history
 - First player in program history with at least three steals in seven straight
 - Steals streak was the longest by a major-conference freshman since Chris Paul had a stretch of 10 straight games with three or more steals in 2003-04
- Led team with 160 total assists, fifth most by a freshman in school history
 - Three or more in a team-high 29 games
 - Dished a career-high 12 assists vs. Tennessee in the SEC Tournament semifinals, tied for the most in SEC Tournament history
- Tied Rajon Rondo and Wayne Turner's school record with eight steals against North Carolina

Birthday: July 8

Parents: Monica Wheeler and Marvin Hagans

Major: Community and leadership development

Off the court he likes ...
Going to the studio and rapping for the fun of it

Did you know?
He chose to wear No. 0 this season because it was also his high school number

Game-By-Game Statistics

Opponent	Date	GS	Min	FG-A	Pct.	3FG-A	Pct.	FT-A	Pct.	Off-Def-Tot	PF	Ast	TO	Blk	Stl	Pts
vs. Michigan St.	11/5/19	*	29	3-9	.333	0-1	.000	5-5	1.000	1-1-2	1	3	3	0	1	11
EKU	11/8/19	*	23	5-9	.556	0-3	.000	1-3	.333	1-6-7	2	5	3	0	3	11
EVANSVILLE	11/12/19	*	24	1-8	.125	0-3	.000	1-2	.500	0-2-2	4	3	4	0	2	3
UTAH VALLEY	11/18/19	*	37	7-14	.500	0-2	.000	12-12	1.000	0-5-5	0	6	6	1	1	26
MT. ST. MARY'S	11/22/19	*	29	5-8	.625	0-0	.000	6-6	1.000	0-7-7	2	7	2	0	1	16
LAMAR	11/24/19	*	32	4-6	.667	3-4	.750	4-4	1.000	0-3-3	2	9	4	0	2	15
UAB	11/29/19	*	35	2-6	.333	1-3	.333	4-6	.667	1-2-3	3	12	2	0	2	9
FDU	12/7/19	*	30	2-4	.500	0-0	.000	7-7	1.000	0-2-2	3	11	2	0	2	11
GEORGIA TECH	12/14/19	*	35	8-10	.800	2-3	.667	3-4	.750	0-7-7	3	7	6	0	2	21
vs. Utah	12/18/19	*	37	5-14	.357	1-4	.250	5-6	.833	1-2-3	1	8	2	0	4	16
vs. Ohio State	12/21/19	*	37	5-10	.500	0-2	.000	4-6	.667	0-1-1	2	9	2	0	3	14

Career Statistics

Year	GP-GS	Min-Avg	FG-FGA	Pct	3FG-FGA	Pct	FT-FTA	Pct	Off-Def-Tot-Avg	PF-FO	Ast	TO	Blk	Stl	Pts	Avg
2018-19	37-30	1054-28.5	100-214	.467	14-51	.275	70-92	.761	22-74-96-2.6	73-0	160	94	4	61	284	7.7
2019-20	11-11	348-31.6	47-98	.480	7-25	.280	52-61	.852	4-38-42-3.8	23-0	80	36	1	23	153	13.9
TOTAL	48-41	1402-29.2	147-312	.471	21-76	.276	122-153	.797	26-112-138-2.9	96-0	240	130	5	84	437	9.1

2019-20 SEASON/CAREER HIGHS

Points		
Season	17, vs. Ohio State (12/21/19)	
Career	32, vs. HOLY CROSS (1/14/19)	
Rebounds		
Season	12, vs. UTAH VALLEY (11/18/19)	
Career	17, vs. ARMY (3/2/19)	
Field Goals		
Season	6, vs. Ohio State (12/21/19)	
Career	11, vs. HOLY CROSS (1/14/19)	
Field Goals Attempted		
Season	11, vs. Ohio State (12/21/19)	
Career	17, vs. ARMY (3/2/19)	
3-Point Field Goals		
Season	5, vs. Ohio State (12/21/19)	
Career	5, 2x, last vs. Ohio State (12/21/19)	
3-Point Field Goals Attempted		
Season	8, vs. Ohio State (12/21/19)	
Career	8, 2x, last vs. Ohio State (12/21/19)	
Free Throws		
Season	5, 2x, last vs. EVANSVILLE (11/12/19)	
Career	9, vs. HOLY CROSS (1/14/19)	
Free Throws Attempted		
Season	7, vs. ECU (11/8/19)	
Career	10, vs. HOLY CROSS (1/14/19)	
Assists		
Season	4, vs. MT. ST. MARY'S (11/22/19)	
Career	5, vs. BOSTON UNIVERSITY (3/4/18)	
Steals		
Season	2, vs. ECU (11/8/19)	
Career	2, 5x, last vs. ECU (11/8/19)	
Blocks		
Season	2, vs. ECU (11/8/19)	
Career	4, 2x, last vs. ARMY (3/2/19)	
Minutes		
Season	34, vs. UTAH VALLEY (11/18/19)	
Career	39, at St. Bonaventure (11/7/18)	
MISCELLANEOUS		
	2019-20	CAREER*
Dunks	1	1^
Double-Figure Scoring Games	2	42
Double-Figure Rebounding Games	2	14
Games With Double-Double	1	12
Games Led UK in Scoring	1	10
Games Led UK in Rebounding	3	30
Games Led UK in Assists	0	0
Games Led UK in Steals	0	12
Games Led UK in Blocks	1	33
Games With 3+ Assists	1	10
Games With 3+ Blocks	0	5
Games With 3+ Steals	0	0
Games With 3+ 3-Pointers	1	5
<small>*includes Bucknell statistics</small>		
<small>^only includes UK career</small>		

- Drained five 3-pointers en route to a season-high 17 points against Ohio State
- Five 3s are the most this season by a Wildcat and tied his career high, previously set vs. Boston University on Jan. 5, 2019, as a player for Bucknell
- Returned against Utah after undergoing surgery on a fractured bone in his left wrist on Nov. 27
 - Contributed 10 minutes in his return
- Leads UK in 3-point shooting (38.1%)
- Played 30 or more minutes in the first four games of the season
- Led UK in rebounding in a team-high-tying three games
- Scored eight points and snared 12 rebounds against Utah Valley
- Posted his first double-double as a Wildcat vs. Eastern Kentucky with 12 points and 11 rebounds
- Made his Kentucky debut in the win vs. No. 1/1 Michigan State, recording seven points and six rebounds with a key 3-pointer in the second half to push UK's lead to 13
- Averaged 12.0 points and 9.0 rebounds in UK's two exhibition games, including a double-double vs. Georgetown College (11 points, 10 boards) and 13 points vs. Kentucky State
- Graduate transfer who concluded his career at Bucknell as an All-Patriot League Second Team performer
- Ranked second on the team and sixth in the Patriot League in points per game (15.8) and led the team and league in rebounds per game (8.5) as a senior
- Shot 53.6% from the field, 38% from 3-point range and 80.8% from the free-throw line
- Scored in double figures in 27 games
- Calipari has called him a bigger, stronger Derek Willis because of his ability to stretch the floor and hit shots: "He's way better than I thought he was," Calipari said
- Tallied career-high 32 points and broke school record for most field goals without a miss (11 of 11) against Holy Cross
- First player from Cameron County to become a Division I athlete since the 1970s



Birthday: May 12

Parents: Donald and Rachelle Sestina

Grad program: Kinesiology and health promotion

Off the court he likes to ...
Go fishing with his dad and two brothers

Did you know?
His nickname is "Sesti," and he has at least one cup of coffee every day

Game-By-Game Statistics

Opponent	Date	GS	Min	FG-A	Pct.	3FG-A	Pct.	FT-A	Pct.	Off-Def-Tot	PF	Ast	TO	Blk	Stl	Pts
vs. Michigan St.	11/5/19	*	31	3-4	.750	1-2	.500	0-0	.000	0-6-6	3	2	0	1	0	7
EKU	11/8/19	*	30	3-6	.500	1-3	.333	5-7	.714	3-8-11	2	2	1	2	2	12
EVANSVILLE	11/12/19	*	30	2-4	.500	0-1	.000	5-5	1.000	1-4-5	3	0	2	1	0	9
UTAH VALLEY	11/18/19	*	34	2-8	.250	0-3	.000	4-4	1.000	3-9-12	4	1	3	0	0	8
MT. ST. MARY'S	11/22/19	*	25	1-3	.333	0-2	.000	3-3	1.000	1-3-4	1	4	0	0	0	5
LAMAR	11/24/19	*	17	1-2	.500	1-2	.500	0-0	.000	1-4-5	2	2	1	0	0	3
UAB	11/29/19		DNP - Fractured left wrist													
FDU	12/7/19		DNP - Fractured left wrist													
GEORGIA TECH	12/14/19		DNP - Fractured left wrist													
vs. Utah	12/18/19		10	0-1	.000	0-0	.000	0-0	.000	1-0-1	1	0	1	1	0	0
vs. Ohio State	12/21/19		32	6-11	.545	5-8	.625	0-0	.000	3-1-4	4	1	0	0	0	17

Career Statistics

Year	GP-GS	Min-Avg	FG-FGA	Pct	3FG-FGA	Pct	FT-FTA	Pct	Off-Def-Tot-Avg	PF-FO	Ast	TO	Blk	Stl	Pts	Avg
2015-16	4-0	32-8.0	6-11	.545	2-3	.667	1-1	1.000	1-4-5-1.3	7-0	3	4	0	2	15	3.8
2016-17	31-0	371-12.0	63-124	.508	7-24	.292	16-23	.696	35-79-114-3.7	57-0	12	27	17	7	149	4.8
2017-18	34-0	508-14.9	89-159	.560	14-41	.341	29-39	.744	37-97-134-3.9	71-0	31	35	20	11	221	6.5
2018-19	31-31	858-27.7	185-345	.536	41-108	.380	80-99	.808	61-201-262-8.5	89-3	37	66	33	11	491	15.8
2019-20	8-6	209-26.1	18-39	.462	8-21	.381	17-19	.895	13-35-48-6.0	20-0	12	8	5	2	61	7.6
TOTAL	108-37	1978-18.3	361-678	.532	72-197	.365	143-181	.790	147-416-563-5.2	244-3	95	140	75	33	937	8.7




KAHLIL WHITNEY

Freshman | Forward | 6-6 | 210 lbs | Chicago | Roselle Catholic

[@KahlilWhitney](#)

[@kahlilwhitney](#)



2019-20 SEASON/CAREER HIGHS

Points		
Season	11, vs. EKU (11/8/19)	
Career	11, vs. EKU (11/8/19)	
Rebounds		
Season	5, vs. UTAH VALLEY (11/18/19)	
Career	5, vs. UTAH VALLEY (11/18/19)	
Field Goals		
Season	5, vs. EKU (11/8/19)	
Career	5, vs. EKU (11/8/19)	
Field Goals Attempted		
Season	8, vs. EKU (11/8/19)	
Career	8, vs. EKU (11/8/19)	
3-Point Field Goals		
Season	1, 4x, last vs. Utah (12/18/19)	
Career	1, 4x, last vs. Utah (12/18/19)	
3-Point Field Goals Attempted		
Season	3, 2x, last vs. Utah (12/18/19)	
Career	3, 2x, last vs. Utah (12/18/19)	
Free Throws		
Season	3 vs. EVANSVILLE (11/12/19)	
Career	3 vs. EVANSVILLE (11/12/19)	
Free Throws Attempted		
Season	6, vs. EVANSVILLE (11/12/19)	
Career	6, vs. EVANSVILLE (11/12/19)	
Assists		
Season	2, vs. UAB (11/29/19)	
Career	2, vs. UAB (11/29/19)	
Steals		
Season	2, 2x, last vs. MT. ST. MARY'S (11/22/19)	
Career	2, 2x, last vs. MT. ST. MARY'S (11/22/19)	
Blocks		
Season	2, vs. LAMAR (11/24/19)	
Career	2, vs. LAMAR (11/24/19)	
Minutes		
Season	25, vs. UTAH VALLEY (11/18/19)	
Career	25, vs. UTAH VALLEY (11/18/19)	
MISCELLANEOUS		
2019-20	CAREER	
Dunks	6	6
Double-Figure Scoring Games	1	1
Double-Figure Rebounding Games	0	0
Games With Double-Double	0	0
Games Led UK in Scoring	0	0
Games Led UK in Rebounding	0	0
Games Led UK in Assists	0	0
Games Led UK in Steals	2	2
Games Led UK in Blocks	0	0
Games With 3+ Assists	0	0
Games With 3+ Blocks	0	0
Games With 3+ Steals	0	0
Games With 3+ 3-Pointers	0	0

- Started eight games this season, tied with Tyrese Maxey for the most by a freshman on the team
- Scored seven points in his first game off the bench vs. Fairleigh Dickinson
- After dislocating his left pinky finger late in the game vs. Utah Valley, played 15 minutes five days later vs. Mount St. Mary's, scoring nine points and logging a pair of steals
- Recorded first double-figure scoring game as a Wildcat vs. Eastern Kentucky with 11 points
- Played 22 key minutes in the victory over No. 1/1 Michigan State, including an important 3-pointer during a 9-0 second-half run that opened up a 13-point lead
- Bounced back from a scoreless exhibition opener with 15 points on 7-of-12 shooting to go along with five rebounds and three blocks vs. Kentucky State
- Julius Erving Award watch list for the nation's top small forward, as awarded by the Naismith Memorial Basketball Hall of Fame
- Tabbed No. 11 overall player by the Recruiting Services Consensus Index for the 2019 class
- Naismith High School Boys' All-America Third Team selection
- All-USA Today New Jersey First Team honors
- Considered an athletic freak and one of the best dunkers on the team with team-best 42-inch maximum vertical and team-high-tying hand width of 11.5 inches
- Averaged 19.4 points and 5.7 rebounds per game as a senior at Roselle Catholic
 - Scored in double figures in all 29 games during his senior season with 11 games of 20 or more points
- Helped lead Roselle Catholic to the New Jersey's Tournament of Champions as a junior
- Scored more than 2,000 points during his high school career
- McDonald's All American Game, Jordan Brand Classic and Allen Iverson Roundball Classic participant
 - Named co-MVP of the Iverson Classic after scoring 38 points
- Delayed signed his national letter of intent to the spring to return home to Chicago and sign at his elementary school as an inspiration to inner-city youth

Birthday: Jan. 8

Parents: Kelly Whitney and Chanel Tillmon

Major: Undeclared/exploratory studies in agriculture

Most memorable moment is ...
Winning a state high school basketball championship

Did you know?.
His father gave him his nickname of "The Dragon"

Game-By-Game Statistics

Opponent	Date	GS	Min	FG-A	Pct.	3FG-A	Pct.	FT-A	Pct.	Off-Def-Tot	PF	Ast	TO	Blk	Stl	Pts
vs. Michigan St.	11/5/19	*	22	1-3	.333	1-2	.500	1-3	.333	2-2-4	2	1	2	0	0	4
EKU	11/8/19	*	21	5-8	.625	0-1	.000	1-2	.500	1-1-2	3	0	2	0	1	11
EVANSVILLE	11/12/19	*	22	1-3	.333	1-3	.333	3-6	.500	1-2-3	2	0	1	0	2	6
UTAH VALLEY	11/18/19	*	25	2-5	.400	0-0	.000	0-0	.000	1-4-5	0	0	2	0	0	4
MT. ST. MARY'S	11/22/19	*	15	4-7	.571	1-1	1.000	0-0	.000	0-1-1	2	1	2	0	2	9
LAMAR	11/24/19	*	13	1-7	.143	0-0	.000	1-2	.500	0-2-2	0	1	0	2	0	3
UAB	11/29/19	*	19	0-5	.000	0-2	.000	2-2	1.000	2-0-2	1	2	1	0	0	2
FDU	12/7/19		18	3-4	.750	0-0	.000	1-2	.500	1-2-3	2	0	0	0	0	7
GEORGIA TECH	12/14/19		7	1-2	.500	0-0	.000	0-0	.000	2-1-3	0	1	2	0	0	2
vs. Utah	12/18/19		16	3-6	.500	1-3	.333	0-1	.000	2-0-2	5	1	1	0	0	7
vs. Ohio State	12/21/19	*	10	1-3	.333	0-1	.000	0-1	.000	1-0-1	1	0	1	0	0	2

Career Statistics

Year	GP-GS	Min-Avg	FG-FGA	Pct	3FG-FGA	Pct	FT-FTA	Pct	Off-Def-Tot-Avg	PF-FO	Ast	TO	Blk	Stl	Pts	Avg
2019-20	11-8	188-17.1	22-53	.415	4-13	.308	9-19	.474	13-15-28-2.5	18-1	7	14	2	5	57	5.2
TOTAL	11-8	188-17.1	22-53	.415	4-13	.308	9-19	.474	13-15-28-2.5	18-1	7	14	2	5	57	5.2

2019-20 SEASON/CAREER HIGHS

Points		
Season	26, vs. Michigan State (11/5/19)	
Career	26, vs. Michigan State (11/5/19)	
Rebounds		
Season	7, vs. GEORGIA TECH (12/14/19)	
Career	7, vs. GEORGIA TECH (12/14/19)	
Field Goals		
Season	8, vs. LAMAR (11/24/19)	
Career	8, vs. LAMAR (11/24/19)	
Field Goals Attempted		
Season	14, vs. UTAH VALLEY (11/18/19)	
Career	14, vs. UTAH VALLEY (11/18/19)	
3-Point Field Goals		
Season	4, vs. LAMAR (11/24/19)	
Career	4, vs. LAMAR (11/24/19)	
3-Point Field Goals Attempted		
Season	7, vs. Michigan State (11/5/19)	
Career	7, vs. Michigan State (11/5/19)	
Free Throws		
Season	9, vs. Michigan State (11/5/19)	
Career	9, vs. Michigan State (11/5/19)	
Free Throws Attempted		
Season	10, vs. Michigan State (11/5/19)	
Career	10, vs. Michigan State (11/5/19)	
Assists		
Season	6, 2x, last vs. GEORGIA TECH (12/14/19)	
Career	6, 2x, last vs. GEORGIA TECH (12/14/19)	
Steals		
Season	2, 2x, last vs. GEORGIA TECH (12/14/19)	
Career	2, 2x, last vs. GEORGIA TECH (12/14/19)	
Blocks		
Season	1, 2x, last vs. LAMAR (11/24/19)	
Career	1, 2x, last vs. LAMAR (11/24/19)	
Minutes		
Season	38, vs. GEORGIA TECH (12/14/19)	
Career	38, vs. GEORGIA TECH (12/14/19)	
MISCELLANEOUS		
	2019-20	CAREER
Dunks	2	2
Double-Figure Scoring Games	7	7
Double-Figure Rebounding Games	0	0
Games With Double-Double	0	0
Games Led UK in Scoring	3	3
Games Led UK in Rebounding	2	2
Games Led UK in Assists	0	0
Games Led UK in Steals	2	2
Games Led UK in Blocks	1	1
Games With 3+ Assists	8	8
Games With 3+ Blocks	0	0
Games With 3+ Steals	0	0
Games With 3+ 3-Pointers	1	1

- Scored in double figures for the second straight game against Ohio State, going for 15 points
 - After making just 1 of 17 shots in the previous two games, went 12 for 26 vs. Utah and Ohio State
 - Led the Wildcats vs. Ohio State with six rebounds
- Team-high-tying 12
- Drew the defensive assignment on Georgia Tech's Michael Devoe, who came into the game averaging 21.4 points per game. Held Devoe to five points on 2-of-11 shooting
 - ESPN analyst Jay Bilas said of the defensive performance: "He's really been in a lot of ways the player of the game" despite going 0 for 9 from the floor
- Scored game-high 21 points against Lamar, his second 20-point game as a Wildcat
 - Made season-high four 3-pointers, all coming in a 4:12 span during UK's 20-0 first-half run. The four triples are most by a Wildcat this season
- Named SEC Freshman of the Week for the week of Nov. 11
- Sensational debut on a national stage in Madison Square Garden with 26 points on 7-of-12 shooting to defeat No. 1/1 Michigan State
 - Made team-high three 3-pointers, including a dagger from four feet behind the line with just over a minute left to determine the outcome
 - 26 points are the most by a UK freshman in a debut in school history. Only Mike Casey, who scored 28 as a sophomore on Dec. 2, 1967, debuted with more to start a UK career
- Preseason All-America Honorable Mention by the Associated Press
- Also tabbed to the NBC Sports All-America Third Team
- Preseason All-SEC Second Team selection by the league's media and coaches
- National watch lists: Citizen Naimsmith Trophy, Wooden Preseason Top 50, NABC National Player of the Year, Oscar Robertson Trophy, Bob Cousy Award
- Top-ranked Wildcat in 2019 class at No. 10 overall by the Recruiting Services Consensus index
- Tabbed to the Naimsmith High School Boys' 2019 All-America Second Team
- Named Texas Mr. Basketball and the Dallas-Fort Worth Area Player of the Year
- 2018 USA Today All-Texas First Team, 2018 Texas Association of Basketball Coaches All-State First Team and crowned 2018 Dallas Morning News Sports Day Player of the Year as a junior
- Won a gold medal as a part of the U18 Team USA squad



Birthdate: Nov. 4

Parents: Denyse and Tyrone Maxey

Major: Undeclared/exploratory studies in agriculture

Off the court he likes to ...
Watch Marvel movies and he's seen every one since 2008

Did you know?
He graduated in the top 5% of his graduating class

Game-By-Game Statistics

Opponent	Date	GS	Min	FG-A	Pct.	3FG-A	Pct.	FT-A	Pct.	Off-Def-Tot	PF	Ast	TO	Blk	Stl	Pts
vs. Michigan St.	11/5/19		32	7-12	.583	3-7	.429	9-10	.900	0-5-5	3	1	1	0	1	26
EKU	11/8/19		26	2-6	.333	0-2	.000	5-5	1.000	0-3-3	0	3	4	0	1	9
EVANSVILLE	11/12/19		33	5-12	.417	1-4	.250	4-5	.800	0-3-3	4	0	2	1	2	15
UTAH VALLEY	11/18/19 *		37	4-14	.286	1-5	.200	5-7	.714	1-4-5	3	3	2	0	0	14
MT. ST. MARY'S	11/22/19 *		33	4-7	.571	1-4	.250	2-2	1.000	0-1-1	1	6	3	0	0	11
LAMAR	11/24/19 *		31	8-11	.727	4-6	.667	1-1	1.000	0-5-5	3	3	1	1	1	21
UAB	11/29/19 *		33	3-9	.333	1-4	.250	0-0	.000	0-3-3	1	4	0	0	0	7
FDU	12/7/19 *		27	1-8	.125	0-3	.000	0-0	.000	1-5-6	2	4	1	0	0	2
GEORGIA TECH	12/14/19 *		38	0-9	.000	0-3	.000	6-6	1.000	1-6-7	1	6	3	0	2	6
vs. Utah	12/18/19 *		29	7-13	.538	0-4	.000	4-6	.667	0-1-1	4	1	3	0	0	18
vs. Ohio State	12/21/19 *		34	5-13	.385	1-6	.167	4-6	.667	0-6-6	5	3	3	0	1	15

Career Statistics

Year	GP-GS	Min-Avg	FG-FGA	Pct	3FG-FGA	Pct	FT-FTA	Pct	Off-Def-Tot-Avg	PF-FO	Ast	TO	Blk	Stl	Pts	Avg
2019-20	11-8	354-32.2	46-114	.404	12-48	.250	40-48	.833	3-42-45-4.1	27-1	34	23	2	8	144	13.1
TOTAL	11-8	354-32.2	46-114	.404	12-48	.250	40-48	.833	3-42-45-4.1	27-1	34	23	2	8	144	13.1

4

NICK RICHARDS

Junior | Forward | 6-11 | 240 lbs | Kingston, Jamaica | Patrick School

[@iamnickrichards](#) |
 [@nickrichards_](#) |
 [@nicholas.p.richards](#)

2019-20 SEASON/CAREER HIGHS

Points		
Season	21, 2x, last vs. UTAH VALLEY (11/18/19)	
Career	25, vs. FORT WAYNE (11/22/17)	
Rebounds		
Season	13, vs. LAMAR (11/24/19)	
Career	19, vs. SOUTHERN ILLINOIS (11/9/18)	
Field Goals		
Season	10, vs. EKU (11/8/19)	
Career	10, vs. EKU (11/8/19)	
Field Goals Attempted		
Season	11, 2x, last vs. UTAH VALLEY (11/18/19)	
Career	11, 2x, last vs. UTAH VALLEY (11/18/19)	
3-Point Field Goals		
Season	-	
Career	-	
3-Point Field Goals Attempted		
Season	-	
Career	-	
Free Throws		
Season	5, 2x, last vs. MT. ST. MARY'S (11/22/19)	
Career	7, vs. UTAH VALLEY (11/22/17)	
Free Throws Attempted		
Season	6, vs. MT. ST. MARY'S (11/22/19)	
Career	10, at Vanderbilt (1/29/19)	
Assists		
Season	1, 5x, last vs. Utah (12/18/19)	
Career	2, 2x, last at Alabama (1/5/19)	
Steals		
Season	2, vs. Ohio State (12/21/19)	
Career	2, vs. Ohio State (12/21/19)	
Blocks		
Season	7, vs. LAMAR (11/24/19)	
Career	7, vs. LAMAR (11/24/19)	
Minutes		
Season	35, 2x, last vs. LAMAR (11/24/19)	
Career	35, 2x, last vs. LAMAR (11/24/19)	
MISCELLANEOUS		
	2019-20	CAREER
Dunks	22	74
Double-Figure Scoring Games	7	16
Double-Figure Rebounding Games	4	7
Games With Double-Double	4	5
Games Led UK in Scoring	3	4
Games Led UK in Rebounding	3	15
Games Led UK in Assists	0	0
Games Led UK in Steals	0	0
Games Led UK in Blocks	7	35
Games With 3+ Assists	0	0
Games With 3+ Blocks	4	16
Games With 3+ Steals	0	0
Games With 3+ 3-Pointers	0	0

- Scored double figures for a sixth straight game against Georgia Tech and a team-high-tying seventh time in nine games this season with 12 points
 - A force on the defensive end as well with four blocked shots, the third time this season with at least four rejections
- Leading rebounder this season with an average of 6.9 boards per game
- Enjoying career bests in a number of major categories, including points per game (11.9), rebounds per game (6.9), blocks per game (2.3), field-goal percentage (.688) and free-throw percentage (.735)
 - Entered the season with career averages of 4.5 points, 3.9 rebounds and 1.1 blocks per game
- Had he enough field-goal attempts, would rank among the national leaders in field-goal percentage (.688)
- Logged team-high-tying 16 points with a career-high five dunks and game-high nine rebounds vs. UAB
- Blocked seven shots vs. Lamar, the most since Karl-Anthony Towns swatted seven vs. Vanderbilt on Jan. 20, 2015
- Fourth Wildcat of the John Calipari with at least three double-doubles in the first six games of the season (Patrick Patterson, 2009-10; Terrence Jones, 10-2011; Julius Randle, 2013-14)
- Tallied 19 points vs. Mount St. Mary's, the third time in five games he scored at least 19
- Collected 21 points and 10 rebounds against Utah Valley
 - After making 8 of 11 from the field and all five at the charity stripe, Calipari said after the game that he may be the team's best overall shooter
- After posting 21 points and 10 rebounds vs. Eastern Kentucky, Calipari said, "He's in the greatest shape he's ever been in and he's built his own confidence now"
- Nine days after suffering a left ankle sprain vs. Georgetown College, returned to provide seven points, four rebounds and 25 minutes in the win vs. No. 1/1 Michigan State
- Declared for the NBA Draft but returned for his junior year



Birthday: Nov. 29

Mother: Marion Tenn

Major: Community leadership and development

Off the court he likes to ...
Watch anime and his favorite show is Nitro

Did you know?
He loves dogs and has a german shepard named Luna

Game-By-Game Statistics

Opponent	Date	GS	Min	FG-A	Pct.	3FG-A	Pct.	FT-A	Pct.	Off-Def-Tot	PF	Ast	TO	Blk	Stl	Pts
vs. Michigan St.	11/5/19		25	2-7	.286	0-0	.000	3-4	.750	2-2-4	5	0	1	0	0	7
EKU	11/8/19	*	32	10-11	.909	0-0	.000	1-2	.500	1-9-10	2	1	2	4	0	21
EVANSVILLE	11/12/19	*	23	2-6	.333	0-0	.000	2-2	1.000	2-4-6	2	1	1	0	0	6
UTAH VALLEY	11/18/19	*	35	8-11	.727	0-0	.000	5-5	1.000	4-6-10	2	0	0	1	0	21
MT. ST. MARY'S	11/22/19	*	32	7-10	.700	0-0	.000	5-6	.833	4-2-6	1	1	3	3	0	19
LAMAR	11/24/19	*	35	5-9	.556	0-0	.000	0-2	.000	5-8-13	3	1	0	7	0	10
UAB	11/29/19	*	28	7-7	1.000	0-0	.000	2-4	.500	2-7-9	4	0	4	1	0	16
FDU	12/7/19	*	30	5-6	.833	0-0	.000	2-2	1.000	1-9-10	2	0	2	2	0	12
GEORGIA TECH	12/14/19	*	34	5-6	.833	0-0	.000	2-4	.500	1-3-4	4	0	1	4	1	12
vs. Utah	12/18/19	*	26	1-3	.333	0-0	.000	3-3	1.000	1-3-4	4	1	1	2	0	5
vs. Ohio State	12/21/19	*	12	1-1	1.000	0-0	.000	0-0	.000	0-0-0	4	0	2	1	2	2

Career Statistics

Year	GP-GS	Min-Avg	FG-FGA	Pct	3FG-FGA	Pct	FT-FTA	Pct	Off-Def-Tot-Avg	PF-FO	Ast	TO	Blk	Stl	Pts	Avg
2017-18	37-37	543-14.7	69-112	.616	0-0	.000	51-71	.718	55-108-163-4.4	76-1	9	26	33	3	189	5.1
2018-19	37-3	446-12.1	49-82	.598	0-0	.000	49-71	.690	57-66-123-3.3	76-2	7	26	47	4	147	4.0
2019-20	11-10	313-28.5	53-77	.688	0-0	.000	25-34	.735	23-53-76-6.9	33-1	5	17	25	3	131	11.9
TOTAL	85-50	1302-15.3	171-271	.631	0-0	.000	125-176	.710	135-227-362-4.3	185-4	21	69	105	10	467	5.5

5

IMMANUEL QUICKLEY

Sophomore | Guard | 6-3 | 188 lbs | Havre de Grace, Md. | John Carroll School

[@IQ_GodSon](#) | [@immanuelquickley_](#) | [@immanuelquickley5](#)



2019-20 SEASON/CAREER HIGHS

Points	
Season	16, 3x, last vs. GEORGIA TECH (12/14/19)
Career	16, 3x, last vs. GEORGIA TECH (12/14/19)
Rebounds	
Season	9, vs. EVANSVILLE (11/12/19)
Career	9, vs. EVANSVILLE (11/12/19)
Field Goals	
Season	6, vs. GEORGIA TECH (12/14/19)
Career	6, 2x, last vs. GEORGIA TECH (12/14/19)
Field Goals Attempted	
Season	12, 2x, last vs. GEORGIA TECH (12/14/19)
Career	12, 2x, last vs. GEORGIA TECH (12/14/19)
3-Point Field Goals	
Season	3, vs. MT. ST. MARY'S (11/22/19)
Career	3, 3x, last vs. MT. ST. MARY'S (11/22/19)
3-Point Field Goals Attempted	
Season	6, vs. GEORGIA TECH (12/14/19)
Career	7, vs. VANDERBILT (1/8/19)
Free Throws	
Season	7, 2x, last vs. ECU (11/8/19)
Career	8, vs. NORTH DAKOTA (11/14/18)
Free Throws Attempted	
Season	8, vs. Michigan State (11/5/19)
Career	10, vs. NORTH DAKOTA (11/14/18)
Assists	
Season	5, vs. ECU (11/8/19)
Career	5, vs. ECU (11/8/19)
Steals	
Season	2, 4x, last vs. Utah (12/18/19)
Career	3, vs. TEXAS A&M (1/8/19)
Blocks	
Season	-
Career	1, vs. North Carolina (12/22/18)
Minutes	
Season	36, vs. GEORGIA TECH (12/14/19)
Career	36, vs. GEORGIA TECH (12/14/19)

MISCELLANEOUS	2019-20	CAREER
Dunks	0	1
Double-Figure Scoring Games	6	12
Double-Figure Rebounding Games	0	0
Games With Double-Double	0	0
Games Led UK in Scoring	1	2
Games Led UK in Rebounding	1	1
Games Led UK in Assists	1	2
Games Led UK in Steals	3	5
Games Led UK in Blocks	0	0
Games With 3+ Assists	3	6
Games With 3+ Blocks	0	0
Games With 3+ Steals	0	1
Games With 3+ 3-Pointers	1	3

- Tied his career high with 16 points against Georgia Tech, the third time this season he has done that
- Scored in double figures in six of the 10 games he's played in this season
- Made a 3-pointer in nine of the 10 games he's played this season
- Returning after a one-game injury absence, tallied 13 points against Mount St. Mary's
 - Tied a career high with three 3-pointers
- Leads UK in free-throw (93.5%) shooting, which is also ranked seventh nationally
- Tied for the team lead with 12 3-pointers
- Missed the Utah Valley game due to a chest injury he sustained in practice
- Recorded a career-high 16 points for the second consecutive game against Evansville
 - Also grabbed a career-high nine rebounds
- Scored 10 points in the victory vs. No. 1/1 Michigan State thanks to 7-of-8 performance at the free-throw line
 - Three free throws in the second half sparked a 9-0 run to open up a 13-point-lead
- Preseason NCAA March Madness Glue Guy
- Back-to-back Big Blue Madness 3-point champion
- Calipari on Quickley's offseason transformation: "Immanuel isn't even the same player. It's like when PJ (Washington) came back. He has a different mentality. He's building his own confidence."
- Scored a combined 30 points over a three-game stretch between Jan. 5-12, including at least two 3-pointers during that stretch and a career-high three vs. Vanderbilt
- 82.8 percent at the line in 2018-19, including two under pressure at the end of both the Arkansas and Ole Miss games to clinch victories
- Scored a team-high-tying 15 points in the win vs. Southern Illinois
 - Made 6 of 10 from the floor, including 2 of 4 from 3
- Two-time state champion at the John Carroll School
 - Three-time Maryland All-State selection
- Member of USA U17 and U19 teams, winning gold with U17 team at the FIBA Championships
- McDonald's All American and won the 3-point contest at the event

Birthdate: June 17

Parents: Nitrease and Marcellous Quickly

Major: Undeclared/exploratory studies in agriculture

Two things to know
The best movie he saw this summer was Avengers: Endgame and his favorite restaurant in Lexington is Indi's

Did you know?
Favorite class is communications but he also excels musically and can play the saxophone, the piano and the drums

Game-By-Game Statistics

Opponent	Date	GS	Min	FG-A	Pct.	3FG-A	Pct.	FT-A	Pct.	Off-Def-Tot	PF	Ast	TO	Blk	Stl	Pts
vs. Michigan St.	11/5/19	*	30	1-6	.167	1-4	.250	7-8	.875	0-5-5	2	2	1	0	2	10
ECU	11/8/19	*	28	4-10	.400	1-3	.333	7-7	1.000	1-2-3	2	5	1	0	0	16
EVANSVILLE	11/12/19	*	35	5-12	.417	1-4	.250	5-5	1.000	2-7-9	2	1	3	0	0	16
UTAH VALLEY	11/18/19			DNP - Chest contusion												
MT. ST. MARY'S	11/22/19		21	5-8	.625	3-4	.750	0-0	.000	0-2-2	2	0	1	0	0	13
LAMAR	11/24/19		19	3-7	.429	1-4	.250	4-5	.800	0-1-1	3	3	2	0	2	11
UAB	11/29/19		20	3-6	.500	1-2	.500	2-2	1.000	1-3-4	0	0	2	0	0	9
FDU	12/7/19		21	2-8	.250	1-3	.333	2-2	1.000	0-1-1	0	3	1	0	0	7
GEORGIA TECH	12/14/19	*	36	6-12	.500	2-6	.333	2-2	1.000	1-2-3	2	2	3	0	2	16
vs. Utah	12/18/19	*	32	2-10	.200	0-4	.000	0-0	.000	1-3-4	3	2	0	0	2	4
vs. Ohio State	12/21/19		30	4-11	.364	1-5	.200	0-0	.000	1-2-3	3	2	1	0	1	9

Career Statistics

Year	GP-GS	Min-Avg	FG-FGA	Pct	3FG-FGA	Pct	FT-FTA	Pct	Off-Def-Tot-Avg	PF-FO	Ast	TO	Blk	Stl	Pts	Avg
2018-19	37-7	684-18.5	55-148	.372	30-87	.345	53-64	.828	2-63-65-1.8	44-0	44	33	1	16	193	5.2
2019-20	10-5	273-27.3	35-90	.389	12-39	.308	29-31	.935	7-28-35-3.5	19-0	20	15	0	9	111	11.1
TOTAL	47-12	957-20.4	90-238	.378	42-126	.333	82-95	.863	9-91-100-2.1	63-0	64	48	1	25	304	6.5

10

JOHNNY JUZANG

Freshman | Guard | 6-6 | 214 lbs | Los Angeles | Harvard-Westlake

[@JohnnyJuzang](#) | [@jsilky5](#)

2019-20 SEASON/CAREER HIGHS

Points		
Season	5, vs. UAB (11/29/19)	
Career	5, vs. UAB (11/29/19)	
Rebounds		
Season	7, vs. EKU (11/8/19)	
Career	7, vs. EKU (11/8/19)	
Field Goals		
Season	2, vs. UAB (11/29/19)	
Career	2, vs. UAB (11/29/19)	
Field Goals Attempted		
Season	5, vs. FDU (12/7/19)	
Career	5, vs. FDU (12/7/19)	
3-Point Field Goals		
Season	1, 2x, last vs. UAB (11/29/19)	
Career	1, 2x, last vs. UAB (11/29/19)	
3-Point Field Goals Attempted		
Season	2, 6x, last vs. FDU (12/7/19)	
Career	2, 6x, last vs. FDU (12/7/19)	
Free Throws		
Season	4, vs. UTAH VALLEY (11/18/19)	
Career	4, vs. UTAH VALLEY (11/18/19)	
Free Throws Attempted		
Season	4, vs. UTAH VALLEY (11/18/19)	
Career	4, vs. UTAH VALLEY (11/18/19)	
Assists		
Season	1, 3x, last vs. FDU (12/7/19)	
Career	1, 3x, last vs. FDU (12/7/19)	
Steals		
Season	2, vs. FDU (12/7/19)	
Career	2, vs. FDU (12/7/19)	
Blocks		
Season	-	
Career	-	
Minutes		
Season	22, vs. FDU (12/7/19)	
Career	22, vs. FDU (12/7/19)	
MISCELLANEOUS		
	2019-20	CAREER
Dunks	0	0
Double-Figure Scoring Games	0	0
Double-Figure Rebounding Games	0	0
Games With Double-Double	0	0
Games Led UK in Scoring	0	0
Games Led UK in Rebounding	0	0
Games Led UK in Assists	0	0
Games Led UK in Steals	2	2
Games Led UK in Blocks	0	0
Games With 3+ Assists	0	0
Games With 3+ Blocks	0	0
Games With 3+ Steals	0	0
Games With 3+ 3-Pointers	0	0

- Recorded his first career start against Fairleigh Dickinson
- Scored career-high five points on 2-of-4 shooting vs. UAB
- After providing 18 quality minutes vs. Utah Valley, John Calipari said, "Johnny proved that he should play more"
- Drained his first career bucket, a 3-pointer, against Evansville
- Grabbed seven rebounds in 20 minutes vs. Eastern Kentucky
- Came off the bench to provide a spark against Kentucky State (exhibition), swishing three 3-pointers for nine points
- Late add to the 2019 class after reclassifying
- Ranked No. 34 prospect by the Recruiting Services Consensus Index
- Averaged 23.0 points, 8.5 rebounds and 3.4 assists per game during his junior season
- Named Mission League MVP
- All-California Interscholastic Federation First Team pick
- Harvard-Westlake claimed the CIF championship and the Mission League Championship for the first time since 2011 during his junior season
- Finalist for the U17 Team USA squad
- Knockdown shooter. When describing Juzang's ability to score, Calipari has said, "We have had shot takers and we've had shot makers. Johnny is a shot maker"



Birthday: March 17

Parents: Hanh and Maxie Juzang

Major: Marketing

Most prized possession is ...
Reading journal and books

Did you know?
He was an honor roll student in high school and his brother, Christian, plays basketball at Harvard

Game-By-Game Statistics

Opponent	Date	GS	Min	FG-A	Pct.	3FG-A	Pct.	FT-A	Pct.	Off-Def-Tot	PF	Ast	TO	Blk	Stl	Pts
vs. Michigan St.	11/5/19	2	0-0	.000	0-0	.000	0-0	.000	0-0-0	1	0	0	0	0	0	0
EKU	11/8/19	20	0-4	.000	0-2	.000	0-0	.000	1-6-7	1	1	1	0	0	0	0
EVANSVILLE	11/12/19	12	1-1	1.000	1-1	1.000	0-0	.000	0-2-2	0	0	0	0	0	0	3
UTAH VALLEY	11/18/19	18	0-2	.000	0-2	.000	4-4	1.000	1-1-2	3	1	1	0	0	1	4
MT. ST. MARY'S	11/22/19	9	0-4	.000	0-2	.000	0-0	.000	0-3-3	0	0	0	0	0	0	0
LAMAR	11/24/19	14	1-3	.333	0-2	.000	0-0	.000	0-1-1	1	0	0	0	0	0	2
UAB	11/29/19	13	2-4	.500	1-2	.500	0-0	.000	2-0-2	1	0	0	0	0	0	5
FDU	12/7/19 *	22	1-5	.200	0-2	.000	2-2	1.000	1-2-3	0	1	0	0	0	2	4
GEORGIA TECH	12/14/19	4	0-1	.000	0-0	.000	0-0	.000	0-0-0	0	0	1	0	0	0	0
vs. Utah	12/18/19	3	0-0	.000	0-0	.000	0-0	.000	0-0-0	0	0	2	0	0	0	0
vs. Ohio State	12/21/19	8	1-3	.333	0-1	.000	0-0	.000	0-3-3	3	0	0	0	0	0	2

Career Statistics

Year	GP-GS	Min-Avg	FG-FGA	Pct	3FG-FGA	Pct	FT-FTA	Pct	Off-Def-Tot-Avg	PF-FO	Ast	TO	Blk	Stl	Pts	Avg
2019-20	11-1	126-11.5	6-27	.222	2-14	.143	6-6	1.000	5-18-23-2.1	10-0	3	5	0	3	20	1.8
TOTAL	11-1	126-11.5	6-27	.222	2-14	.143	6-6	1.000	5-18-23-2.1	10-0	3	5	0	3	20	1.8

12

KEION BROOKS JR.

Freshman | Forward | 6-7 | 205 lbs | Fort Wayne, Ind. | La Lumiere School

[@KeionB_12](#) | [@klbj.xii](#)

2019-20 SEASON/CAREER HIGHS

Points		
Season	15, vs. FDU (12/7/19)	
Career	15, vs. FDU (12/7/19)	
Rebounds		
Season	8, vs. EKU (11/8/19)	
Career	8, vs. EKU (11/8/19)	
Field Goals		
Season	6, vs. FDU (12/7/19)	
Career	6, vs. FDU (12/7/19)	
Field Goals Attempted		
Season	11, vs. FDU (12/7/19)	
Career	11, vs. FDU (12/7/19)	
3-Point Field Goals		
Season	1, 2x, last vs. UAB (11/29/19)	
Career	1, 2x, last vs. UAB (11/29/19)	
3-Point Field Goals Attempted		
Season	2, 4x, last vs. Utah (12/18/19)	
Career	2, 4x, last vs. Utah (12/18/19)	
Free Throws		
Season	2, 3x, last vs. GEORGIA TECH (12/14/19)	
Career	2, 3x, last vs. GEORGIA TECH (12/14/19)	
Free Throws Attempted		
Season	6, vs. EKU (11/8/19)	
Career	6, vs. EKU (11/8/19)	
Assists		
Season	1, 6x, last vs. Ohio State (12/21/19)	
Career	1, 6x, last vs. Ohio State (12/21/19)	
Steals		
Season	1, 3x, last vs. GEORGIA TECH (12/14/19)	
Career	1, 3x, last vs. GEORGIA TECH (12/14/19)	
Blocks		
Season	2, vs. Ohio State (12/21/19)	
Career	2, vs. Ohio State (12/21/19)	
Minutes		
Season	26, vs. GEORGIA TECH (12/14/19)	
Career	26, vs. GEORGIA TECH (12/14/19)	
MISCELLANEOUS		
	2019-20	CAREER
Dunks	7	7
Double-Figure Scoring Games	3	3
Double-Figure Rebounding Games	0	0
Games With Double-Double	0	0
Games Led UK in Scoring	0	0
Games Led UK in Rebounding	0	0
Games Led UK in Assists	0	0
Games Led UK in Steals	0	0
Games Led UK in Blocks	1	1
Games With 3+ Assists	0	0
Games With 3+ Blocks	0	0
Games With 3+ Steals	0	0
Games With 3+ 3-Pointers	0	0

- Recorded 10 points against Georgia Tech, his second straight game in double figures and third of the season
- Scored a career-high 15 points vs. Fairleigh Dickinson on 6-of-11 shooting in an efficient 16 minutes of action
 - Added five rebounds, a steal and a blocked shot
- Scored nine points with his first career 3-pointer vs. Lamar
- Posted his first double-figure scoring game as a Wildcat against Eastern Kentucky with 11 points
- Played 15 minutes in the win vs. No 1/1 Michigan State
- Ranked the No. 24 overall player by the Recruiting Services Consensus Index
- Versatile player who will spend time at both the wing and at the four
- Averaged 20.1 points and 7.5 rebounds per game for La Lumiere School, which appeared in the GEICO High School Nationals
 - In the semifinals of that tournament, he made 9 of 16 shots, including two from long range, and scored a team-high 20 points
- La Lumiere produced a 30-1 record and was ranked No. 1 in the country for much of his senior season
- USA Today All-USA Boys Basketball Honorable Mention selection
- Underrated athlete who is considered to be one of the best dunkers on the team with a 37-inch vertical
- Tabbed the Wayne Area Player of the Year and Fort Wayne News Player of the Year
- Scored 15 points in the Jordan Brand Classic
- Also reached the state finals in 2015-16



Birthday: Aug. 7

Parents: Keion Sr. and Sarit Brooks

Major: Undeclared/exploratory studies in agriculture

Chose his number because ... It's the same number his dad wore in high school

Did you know? He was an honor roll student in high school and his grandparents have been his life's greatest influences

Game-By-Game Statistics

Opponent	Date	GS	Min	FG-A	Pct.	3FG-A	Pct.	FT-A	Pct.	Off-Def-Tot	PF	Ast	TO	Blk	Stl	Pts
vs. Michigan St.	11/5/19	15	0-3	.000	0-2	.000	0-0	.000	0-2-2	2	0	1	0	0	0	0
EKU	11/8/19	20	5-7	.714	0-0	.000	1-6	.167	4-4-8	1	0	3	0	0	0	11
EVANSVILLE	11/12/19	21	3-8	.375	0-1	.000	0-0	.000	2-2-4	1	1	0	0	0	0	6
UTAH VALLEY	11/18/19	14	2-3	.667	0-0	.000	1-2	.500	0-4-4	1	0	0	0	0	0	5
MT. ST. MARY'S	11/22/19	18	1-3	.333	0-1	.000	0-1	.000	0-3-3	1	1	0	0	0	1	2
LAMAR	11/24/19	15	3-6	.500	1-2	.500	2-2	1.000	1-2-3	0	0	1	0	0	0	9
UAB	11/29/19	21	2-5	.400	1-1	1.000	0-0	.000	0-4-4	0	1	1	0	0	0	5
FDU	12/7/19	16	6-11	.545	1-2	.500	2-2	1.000	2-3-5	3	1	2	1	1	1	15
GEORGIA TECH	12/14/19	26	4-7	.571	0-0	.000	2-2	1.000	1-3-4	1	1	0	1	1	1	10
vs. Utah	12/18/19	18	4-8	.500	0-2	.000	0-0	.000	2-1-3	2	0	1	0	0	0	8
vs. Ohio State	12/21/19	9	0-3	.000	0-0	.000	0-0	.000	1-0-1	0	1	1	2	0	0	0

Career Statistics

Year	GP-GS	Min-Avg	FG-FGA	Pct	3FG-FGA	Pct	FT-FTA	Pct	Off-Def-Tot-Avg	PF-FO	Ast	TO	Blk	Stl	Pts	Avg
2019-20	11-0	193-17.5	30-64	.469	3-11	.273	8-15	.533	13-28-41-3.7	12-0	6	10	4	3	71	6.5
TOTAL	11-0	193-17.5	30-64	.469	3-11	.273	8-15	.533	13-28-41-3.7	12-0	6	10	4	3	71	6.5

13

RILEY WELCH

Junior | Guard | 6-0 | 185 lbs | Littleton, Colo. | Chatfield

[@Riley_Welch](#) |
 [@riley_welch](#) |
 [@Riley.Welch.UK](#)

2019-20 SEASON/CAREER HIGHS

Points		
Season	-	
Career	5, at Denver (11/12/17)	
Rebounds		
Season	-	
Career	4, vs. UC RIVERSIDE (1/24/18)	
Field Goals		
Season	-	
Career	1, 4x, last at Hawaii (2/24/18)	
Field Goals Attempted		
Season	1, vs. MT. ST. MARY'S (11/22/19)	
Career	3, at Hawaii (2/24/18)	
3-Point Field Goals		
Season	-	
Career	1, 2x, last vs. CHAPMAN (11/14/17)	
3-Point Field Goals Attempted		
Season	-	
Career	1, 8x, last at Hawaii (2/24/18)	
Free Throws		
Season	-	
Career	2, 2x, last vs. UC RIVERSIDE (1/24/18)	
Free Throws Attempted		
Season	-	
Career	2, 2x, last vs. UC RIVERSIDE (1/24/18)	
Assists		
Season	-	
Career	4, vs. CHAPMAN (11/14/17)	
Steals		
Season	1, 2x, last vs. LAMAR (11/24/19)	
Career	1, 4x, last vs. LAMAR (11/24/19)	
Blocks		
Season	-	
Career	-	
Minutes		
Season	1, 3x, last vs. FDU (12/7/19)	
Career	14, vs. UC RIVERSIDE (1/24/18)	
MISCELLANEOUS		
	2019-20	CAREER*
Dunks	0	0
Double-Figure Scoring Games	0	0
Double-Figure Rebounding Games	0	0
Games With Double-Double	0	0
Games Led UK in Scoring	0	0
Games Led UK in Rebounding	0	0
Games Led UK in Assists	0	2
Games Led UK in Steals	0	0
Games Led UK in Blocks	0	0
Games With 3+ Assists	0	2
Games With 3+ Blocks	0	0
Games With 3+ Steals	0	0
Games With 3+ 3-Pointers	0	0

*includes UC Irvine/Division I statistics

- Four appearances with two steals in the first eight games
- Made first appearance as a Wildcat in regular-season action vs. Eastern Kentucky and recorded a steal
- Saw action in 27 games a season ago at the College of the Desert
- Averaged 8.2 points, 5.0 assists and 3.5 rebounds per game
- Dished out a team-high 134 assists and sunk 31 shots from beyond the arc
- Scored a career-high 29 points vs. San Jacinto on 9-of-11 shooting and 10 of 11 from the free-throw line
- Played at UC Irvine his freshman season, appearing in 27 games
 - Saw double-digit minutes four times
- Scored five points in his collegiate debut at Denver
- Played for Chatfield High School to conclude his prep career
 - Won a league or county championship during all four years of his high school career
- 2016 Chauncey Billups regional champion
- School reached the Colorado High School Activities Association Final Four in 2016
- Two-time All-Conference performer
- Academic All-State



Birthday: Sept. 26
Parents: John and Jean Welch
Major: Liberal studies
Of note
 His dad, John, is an assistant with the Los Angeles Clippers and has coached in the NBA for more than 15 years. He also played for UNLV
Did you know?
 He is a vegetarian and enjoys relaxing at the beach in his free time

Game-By-Game Statistics

Opponent	Date	GS	Min	FG-A	Pct.	3FG-A	Pct.	FT-A	Pct.	Off-Def-Tot	PF	Ast	TO	Blk	Stl	Pts
vs. Michigan St.	11/5/19	DNP - Coach's Decision														
EKU	11/8/19	<0	0-0	.000	0-0	.000	0-0	.000	0-0-0	0	0	0	0	0	1	0
EVANSVILLE	11/12/19	DNP - Coach's decision														
UTAH VALLEY	11/18/19	DNP - Coach's decision														
MT. ST. MARY'S	11/22/19	1	0-1	.000	0-0	.000	0-0	.000	0-0-0	0	0	0	0	0	0	0
LAMAR	11/24/19	1	0-0	.000	0-0	.000	0-0	.000	0-0-0	0	0	0	0	0	1	0
UAB	11/29/19	DNP - Coach's decision														
FDU	12/7/19	1	0-0	.000	0-0	.000	0-0	.000	0-0-0	0	0	0	0	0	0	0
GEORGIA TECH	12/14/19	DNP - Coach's decision														
vs. Utah	12/18/19	DNP - Coach's decision														
vs. Ohio State	12/21/19	DNP - Coach's decision														

Career Statistics

Year	GP-GS	Min-Avg	FG-FGA	Pct	3FG-FGA	Pct	FT-FTA	Pct	Off-Def-Tot-Avg	PF-FO	Ast	TO	Blk	Stl	Pts	Avg
2017-18	27-0	143-5.3	4-13	.308	2-8	.250	4-5	.800	2-12-14-0.5	22-0	15	7	0	2	14	0.5
2019-20	4-0	3-0.8	0-1	.000	0-0	.000	0-0	.000	0-0-0-0.0	0-0	0	0	0	2	0	0.0
TOTAL	31-0	146-4.7	4-14	.286	2-8	.250	4-5	.800	2-12-14-0.5	22-0	15	7	0	4	14	0.5

14

BRENNAN CANADA

Freshman | Forward | 6-6 | 198 lbs | Mount Sterling, Ky. | George Rogers Clark

[@brennanc14](#) | [@brennanc14](#)

2019-20 SEASON/CAREER HIGHS

Points		
Season	-	
Career	-	
Rebounds		
Season	-	
Career	-	
Field Goals		
Season	-	
Career	-	
Field Goals Attempted		
Season	-	
Career	-	
3-Point Field Goals		
Season	-	
Career	-	
3-Point Field Goals Attempted		
Season	-	
Career	-	
Free Throws		
Season	-	
Career	-	
Free Throws Attempted		
Season	-	
Career	-	
Assists		
Season	-	
Career	-	
Steals		
Season	-	
Career	-	
Blocks		
Season	-	
Career	-	
Minutes		
Season	1, 3x, last vs. FDU (12/7/19)	
Career	1, 2x, last vs. LAMAR (11/24/19)	
MISCELLANEOUS		
	2019-20	CAREER
Dunks	0	0
Double-Figure Scoring Games	0	0
Double-Figure Rebounding Games	0	0
Games With Double-Double	0	0
Games Led UK in Scoring	0	0
Games Led UK in Rebounding	0	0
Games Led UK in Assists	0	0
Games Led UK in Steals	0	0
Games Led UK in Blocks	0	0
Games With 3+ Assists	0	0
Games With 3+ Blocks	0	0
Games With 3+ Steals	0	0
Games With 3+ 3-Pointers	0	0

- Four appearances in the first eight games
- Made first appearance as a Wildcat in regular-season action vs. Eastern Kentucky
- Walk-on who is one of the best prospects from the state of Kentucky
- Capped his high school career with 1,371 career points and 776 rebounds
- Two-year captain
- Named an All-10th Region First Team selection
- Averaged 15.0 points and 9.5 rebounds per game as a senior
 - Had 13 double-doubles
- Double-digit scorer over his final three seasons
- Three-time All-District Team selection and a three-time All-District Tournament Team pick
- Team claimed two District 40 titles
 - 10th Region runners-up in 2019



Birthday: July 15

Parents: Lynn and Melissa Canada

Major: Marketing

Proudest basketball moment is ...
Winning back-to-back district titles

Did you know?
He and UK teammate Dontaie Allen were AAU teammates and have been friends since seventh grade

Game-By-Game Statistics

Opponent	Date	GS	Min	FG-A	Pct.	3FG-A	Pct.	FT-A	Pct.	Off-Def-Tot	PF	Ast	TO	Blk	Stl	Pts
vs. Michigan St.	11/5/19		DNP - Coach's Decision													
EKU	11/8/19		<0	0-0	.000	0-0	.000	0-0	.000	0-0-0	0	0	1	0	0	0
EVANSVILLE	11/12/19		DNP - Coach's decision													
UTAH VALLEY	11/18/19		DNP - Coach's decision													
MT. ST. MARY'S	11/22/19	1	0-0	.000	0-0	.000	0-0	.000	0-0-0	0	0	0	0	0	0	0
LAMAR	11/24/19	1	0-0	.000	0-0	.000	0-0	.000	0-0-0	0	0	0	0	0	0	0
UAB	11/29/19		DNP - Coach's decision													
FDU	12/7/19	1	0-0	.000	0-0	.000	0-0	.000	0-0-0	0	0	0	0	0	0	0
GEORGIA TECH	12/14/19		DNP - Coach's decision													
vs. Utah	12/18/19		DNP - Coach's decision													
vs. Ohio State	12/21/19		DNP - Coach's decision													

Career Statistics

Year	GP-GS	Min-Avg	FG-FGA	Pct	3FG-FGA	Pct	FT-FTA	Pct	Off-Def-Tot-Avg	PF-FO	Ast	TO	Blk	Stl	Pts	Avg
2019-20	4-0	3-0.8	0-0	.000	0-0	.000	0-0	.000	0-0-0-0.0	0-0	0	1	0	0	0	0.0
TOTAL	4-0	3-0.8	0-0	.000	0-0	.000	0-0	.000	0-0-0-0.0	0-0	0	1	0	0	0	0.0

23

EJ MONTGOMERY


Sophomore | Forward | 6-10 | 228 lbs | Fort Pierce, Fla. | Wheeler

[@EJMontgomery23](#) | [@_mont23](#)

2019-20 SEASON/CAREER HIGHS

Points		
Season	25, vs. FDU (12/7/19)	
Career	25, vs. FDU (12/7/19)	
Rebounds		
Season	10, vs. Utah (12/18/19)	
Career	13, vs. SOUTH CAROLINA (2/5/19)	
Field Goals		
Season	12, vs. FDU (12/7/19)	
Career	12, vs. FDU (12/7/19)	
Field Goals Attempted		
Season	16, vs. FDU (12/7/19)	
Career	16, vs. FDU (12/7/19)	
3-Point Field Goals		
Season	1, vs. MT. ST. MARY'S (11/22/19)	
Career	1, 3x, last vs. MT. ST. MARY'S (11/22/19)	
3-Point Field Goals Attempted		
Season	2, vs. LAMAR (11/24/19)	
Career	2, vs. MISSISSIPPI STATE (1/22/19)	
Free Throws		
Season	2, vs. UAB (11/29/19)	
Career	3, vs. TENNESSEE STATE (11/23/18)	
Free Throws Attempted		
Season	3, vs. LAMAR (11/24/19)	
Career	4, vs. TENNESSEE STATE (11/23/18)	
Assists		
Season	1, 4x, last vs. Ohio State (12/21/19)	
Career	2, 4x, last vs. Alabama (3/15/19)	
Steals		
Season	1, 2x, last vs. Utah (12/18/19)	
Career	3, vs. Wofford (3/23/19)	
Blocks		
Season	3, vs. LAMAR (11/24/19)	
Career	4, at Ole Miss (3/5/19)	
Minutes		
Season	31, vs. UAB (11/29/19)	
Career	31, vs. UAB (11/29/19)	
MISCELLANEOUS		
	2019-20	CAREER
Dunks	7	25
Double-Figure		
Scoring Games	2	4
Double-Figure		
Rebounding Games	1	3
Games With		
Double-Double	0	1
Games Led UK		
in Scoring	2	2
Games Led UK		
in Rebounding	1	4
Games Led UK		
in Assists	0	0
Games Led UK		
in Steals	0	6
Games Led UK		
in Blocks	2	16
Games With		
3+ Assists	0	0
Games With		
3+ Blocks	1	4
Games With		
3+ Steals	0	1
Games With		
3+ 3-Pointers	0	0

- Pitched in with eight points and a game-high 10 rebounds against Utah
- First double-figure rebounding game of the season and third of his career
- Snagged eight or more rebounds in three of the last four games
- Set a career-high scoring mark for the second straight game with 25 points against Fairleigh Dickinson to go along with nine rebounds
- Became the first Wildcat with at least 12 makes since Shai Gilgeous-Alexander made 12 vs. Vanderbilt on Jan. 30, 2018
- Averaged 13.8 points, 6.8 rebounds and 64.1% shooting in the first four games after returning from a right ankle sprain
- After missing three games with a right ankle injury, led UK with a plus-29 mark – the best on the team – vs. Mount St. Mary's in just 15 minutes of play
- Declared for the NBA Draft but elected to return for his sophomore season
- Preseason All-SEC Second Team selection by the league's media and coaches
- Karl Malone Award watch list for the nation's top power forward, as awarded by the Naismith Memorial Basketball Hall of Fame
- Started nine of the final 11 games. UK was 8-1 in those games and 9-1 when he started
- Finished third on the team with 38 blocks, including a career-high four at Ole Miss
- All-around contributor who averaged 3.8 points, 4.1 rebounds and 1.0 blocks in 15.1 minutes per game
- Grabbed 11 rebounds in his NCAA Tournament debut against Abilene Christian
- In the first game without Reid Travis (sprained right knee), started and played 23 minutes -- his most since Nov. 28 -- recording six points, seven rebounds, and tying his career high in blocks (three) and steals (two)
- Had his best game as a Wildcat vs. South Carolina on Feb. 5, notching his first career double-double with 11 points and 13 rebounds, both career highs
- Averaged 25.6 points, 13.6 rebounds and 4.3 assists per game as a senior at Wheeler High School
- McDonald's All American
- Five-star recruit out of high school and ranked as high as No. 6 overall by 247 Sports



Birthday: Sept. 12

Parents: Efrem and Glenda Montgomery

Major: Community and leadership development

He's currently watching ...
Money Heist on Netflix

Did you know?
Favorite restaurant in Lexington is The Local Taco

Game-By-Game Statistics

Opponent	Date	GS	Min	FG-A	Pct.	3FG-A	Pct.	FT-A	Pct.	Off-Def-Tot	PF	Ast	TO	Blk	Stl	Pts
vs. Michigan St.	11/5/19	*	14	2-6	.333	0-0	.000	0-2	.000	0-2-2	1	0	1	2	0	4
EKU	11/8/19			DNP - Right ankle sprain												
EVANSVILLE	11/12/19			DNP - Right ankle sprain												
UTAH VALLEY	11/18/19			DNP - Right ankle sprain												
MT. ST. MARY'S	11/22/19		15	3-4	.750	1-1	1.000	0-0	.000	1-5-6	4	1	1	0	0	7
LAMAR	11/24/19		22	3-6	.500	0-2	.000	1-3	.333	1-3-4	0	0	2	3	0	7
UAB	11/29/19	*	31	7-13	.538	0-1	.000	2-2	1.000	2-6-8	3	0	1	2	0	16
FDU	12/7/19	*	27	12-16	.750	0-1	.000	1-2	.500	4-5-9	2	0	1	1	1	25
GEORGIA TECH	12/14/19	*	20	0-4	.000	0-0	.000	0-0	.000	1-2-3	2	1	0	0	0	0
vs. Utah	12/18/19	*	29	4-8	.500	0-0	.000	0-0	.000	4-6-10	2	1	1	0	1	8
vs. Ohio State	12/21/19	*	28	2-4	.500	0-0	.000	0-0	.000	2-3-5	3	1	0	0	0	4

Career Statistics

Year	GP-GS	Min-Avg	FG-FGA	Pct	3FG-FGA	Pct	FT-FTA	Pct	Off-Def-Tot-Avg	PF-FO	Ast	TO	Blk	Stl	Pts	Avg
2018-19	37-10	558-15.1	60-125	.480	2-10	.200	17-30	.567	62-88-150-4.1	79-0	15	29	38	16	139	3.8
2019-20	8-6	189-23.6	33-61	.541	1-5	.200	4-9	.444	15-32-47-5.9	17-0	4	7	8	2	71	8.9
TOTAL	45-16	747-16.6	93-186	.500	3-15	.200	21-39	.538	77-120-197-4.4	96-0	19	36	46	18	210	4.7

BOX SCORES

GAME ONE

#2/2 KENTUCKY 69, #1/1 MICHIGAN STATE 62



Official Basketball Box Score - Final
Michigan St. at Kentucky
11/20/19 Rupp Arena, Lexington, KY
2019-20 Men's Basketball

Game Time: 2:30 AM
Game Duration: 2:27
Attendance: 13,812
Officials: Joe Lindsey, Terry Coker, Larry Scott

Michigan St. - #2	Record: 0-1													
	NO. Name	Min	FG	3P	FT	Rebounds	Fouls	TP	AS	TS	Blocks	±		
11 Aaron Henry	F	22:15	4/7	1/3	0/0	2	2	0	3	1	0	0	1	
15 Thomas Kihner	F	18:53	3/3	0/0	1/1	2	3	1	4	1	1	0	4	
23 Xavier Tillman	F	29:18	3/8	0/3	1/2	7	8	4	5	7	1	0	11	
2 Rooker White	G	16:40	0/4	0/2	0/0	0	0	0	0	3	0	1	2	
5 Cassius Winston	G	32:21	5/17	1/11	0/1	11	4	8	21	4	1	0	0	
44 Kyle Brown	F	20:46	3/6	0/0	0/3	3	3	0	0	0	1	0	1	
25 Malik Hall	F	09:12	0/2	0/1	0/0	1	2	3	1	0	1	0	1	
30 Marcus Bingham Jr.	Jr.	17:22	3/4	0/1	1/4	2	4	6	2	7	1	1	0	
3 Foster Loyer	F	05:00	0/0	0/0	0/0	0	1	0	0	0	0	0	0	
34 Julius Marble	F	04:19	0/0	0/0	0/0	1	2	3	1	0	1	0	4	
10 Jock Mackey	F	00:07	0/0	0/0	0/0	0	1	0	0	0	0	0	0	
Team			0	0	0	0	0	0	0	1				
Totals		22:56	15/31	1/3	1/2	23	32	22	20	62	14	4	2	3

Technical Fouls: NONE

Kentucky - #9	Record: 1-0													
	NO. Name	Min	FG	3P	FT	Rebounds	Fouls	TP	AS	TS	Blocks	±		
1 Nate Sestina	F	16:23	3/4	1/2	0/0	2	2	2	2	3	2	0	1	
2 Kahlil Whitney	F	21:58	1/3	0/2	1/2	2	2	2	2	4	1	0	5	
23 EJ Montgomery	F	14:39	2/6	0/0	1/2	1	1	1	4	0	1	2	1	
0 Ashton Hagans	G	01:51	0/1	0/0	0/0	1	1	0	0	0	0	0	0	
5 Immanuel Quikley	G	29:45	1/6	1/4	7/8	0	5	2	3	10	2	0	10	
0 Ashton Hagans	G	24:52	2/7	0/0	3/4	2	2	4	5	7	0	0	4	
3 Tyrone Maxey	F	31:25	7/12	3/7	9/10	0	5	3	2	2	1	0	3	
12 Keon Brooks Jr.	Jr.	14:55	0/3	0/2	0/0	2	2	2	2	0	0	1	5	
10 Johnny Juzang	Jr.	02:06	0/0	0/0	0/0	0	0	1	0	0	0	0	7	
Team			0	0	0	0	0	0	0	0	0	0	0	
Totals		19:50	16/18	2/3	5/20	30	20	23	69	9	10	4	3	7

Technical Fouls: NONE

Biggest lead	MSU		KEN		Points from Turnovers	MSU	KEN	Period	1st	2nd	TOT
	Time	Score	Time	Score							
Biggest lead	2:11	19-40	12:22	20-20	6	21					
Best Scoring Run	11:19	15-44	10:23	10-20	2	38					
Lead Changes					6	0					
Times Tied					3						
Time with Lead	00:38	37:22			18	33					

GAME TWO

#2/2 KENTUCKY 91, EASTERN KENTUCKY 49



Official Basketball Box Score - Final
Eastern Ky. at Kentucky
11/20/19 Rupp Arena, Lexington, KY
2019-20 Men's Basketball

Game Time: 12:00 AM
Game Duration: 2:01
Attendance: 10,300
Officials: Keith Kohn, Brian Shaw, Gerald Williams

Eastern Ky. - #9	Record: 1-1												
	NO. Name	Min	FG	3P	FT	Rebounds	Fouls	TP	AS	TS	Blocks	±	
5 Cassie Hicks	F	26:51	1/3	0/0	0/2	0	1	1	4	3	1	0	3
11 Houston Brown	G	18:57	2/9	1/3	0/0	2	2	2	2	5	0	0	1
14 Jamarion King	G	16:16	0/4	0/0	0/0	0	1	0	0	0	0	0	3
2 The King	G	25:15	3/8	0/1	0/0	2	1	3	8	0	0	0	0
12 Ty Taylor	F	27:40	2/6	2/5	3/3	0	2	1	1	9	0	1	0
30 Rashad CHUCKSHANK	G	18:48	1/6	0/1	0/1	1	1	4	2	2	0	0	0
21 Lachyn Anderson	F	13:53	0/2	0/0	0/2	1	2	0	0	2	0	0	0
1 Jacques Hobbs	F	21:43	2/7	0/2	2/2	7	7	2	1	5	2	2	0
24 Michael MORENO	F	20:05	4/9	4/9	0/2	4	5	1	1	1	0	0	0
23 Cameron Chemical	F	03:01	0/1	0/0	0/0	0	0	0	0	0	0	0	0
25 Mason Cooper	F	00:07	0/0	0/0	0/0	0	0	0	0	0	0	0	0
Team			0	0	0	0	0	0	0	0	0	0	0
Totals		16:44	19/31	1/4	2/1	25	21	13	49	21	10	5	4

Technical Fouls: NONE

Kentucky - #1	Record: 2-0												
	NO. Name	Min	FG	3P	FT	Rebounds	Fouls	TP	AS	TS	Blocks	±	
1 Nate Sestina	F	29:31	3/6	1/3	5/7	3	8	11	2	4	12	2	2
12 Keon Brooks Jr.	Jr.	22:22	5/8	0/1	1/2	1	2	1	3	11	1	1	0
4 Nick Richards	F	30:58	10/11	0/0	1/2	1	9	10	2	3	11	2	0
0 Ashton Hagans	G	23:33	5/9	0/3	1/3	1	6	7	2	3	1	0	0
5 Immanuel Quikley	G	27:54	4/10	1/3	0/0	0	6	7	1	6	0	0	0
3 Tyrone Maxey	F	25:44	2/6	0/5	3/3	0	3	0	3	9	1	0	10
12 Keon Brooks Jr.	Jr.	20:31	5/7	0/0	1/6	4	8	1	3	11	0	0	14
10 Johnny Juzang	Jr.	04:50	0/0	0/0	0/0	0	0	0	0	0	0	0	0
13 Riley Welch	F	00:24	0/0	0/0	0/0	0	0	0	0	0	0	0	0
14 Brennan Canada	F	00:24	0/0	0/0	0/0	0	0	0	0	0	0	0	0
23 Ben Jordan	F	00:24	0/1	0/0	0/0	0	0	0	0	0	0	0	0
Team			0	0	0	0	0	0	0	0	0	0	0
Totals		34:42	51/61	2/3	12	42	54	13	21	91	17	8	0

Technical Fouls: NONE

Biggest lead	EKU		UKY		Points from Turnovers	EKU	UKY	Period	1st	2nd	TOT
	Time	Score	Time	Score							
Biggest lead	0:11	20-20	44:22	14-35	12	54					
Best Scoring Run	8:11	20-20	14:11	13-42	12	54					
Lead Changes					0	0					
Times Tied					0						
Time with Lead	00:00	30-49			30	30					

GAME THREE

#2/2 KENTUCKY 67, #1/2 KENTUCKY 64



Official Basketball Box Score - Final
Evansville at Kentucky
11/20/19 Rupp Arena, Lexington, KY
2019-20 Men's Basketball

Game Time: 12:00 AM
Game Duration: 2:05
Attendance: 10,100
Officials: Doug Stone, Owen Short, Victor Vinyard-Tate

Evansville - #7	Record: 2-0												
	NO. Name	Min	FG	3P	FT	Rebounds	Fouls	TP	AS	TS	Blocks	±	
13 DaMarion Williams	F	25:18	4/5	0/4	1/1	3	3	4	3	9	3	1	2
35 John Hall	F	15:45	1/5	1/4	0/0	1	1	2	4	0	0	1	0
30 Joshua Newton	F	15:36	1/2	1/1	0/0	0	1	0	1	0	0	0	0
30 Noah Freidinger	G	02:34	0/0	0/0	0/0	0	0	0	0	0	0	0	0
33 K.J. Riley	F	02:20	0/4	0/2	0/0	1	3	4	4	7	1	0	0
15 Stephen Chappell	F	26:01	1/2	1/1	0/0	2	2	2	2	3	0	0	0
10 Evan Kubanan	F	07:43	0/0	0/0	1/1	1	1	0	0	1	0	0	1
2 Arhar Labrovic	F	18:28	3/9	0/4	0/0	1	3	0	1	6	2	0	0
20 Aaron Zavala	F	20:40	4/17	2/7	3/4	2	4	2	3	17	1	0	0
1 Marcus Henderson	F	00:13	0/0	0/0	0/0	0	0	0	0	0	0	0	0
4 Devan Straub	F	00:13	0/0	0/0	0/0	0	0	0	0	0	0	0	0
Team			0	0	0	0	0	0	0	0	0	0	0
Totals		23:00	19/30	1/13	1/1	27	38	18	17	10	11	2	0

Technical Fouls: NONE

Kentucky - #4	Record: 3-1												
	NO. Name	Min	FG	3P	FT	Rebounds	Fouls	TP	AS	TS	Blocks	±	
1 Nate Sestina	F	29:17	2/4	0/1	5/5	4	5	3	4	9	0	2	1
2 Kahlil Whitney	F	23:05	1/3	0/2	3/4	2	2	2	3	6	1	0	0
4 Nick Richards	F	22:21	2/6	0/0	2/2	2	4	2	6	3	1	1	0
0 Ashton Hagans	G	24:14	1/8	0/0	1/2	0	2	2	4	1	3	2	0
5 Immanuel Quikley	G	34:08	5/12	1/4	5/5	2	7	2	3	16	1	0	0
3 Tyrone Maxey	F	30:31	5/14	1/4	4/5	0	3	4	4	15	0	2	1
12 Keon Brooks Jr.	Jr.	20:38	3/8	0/1	0/0	2	4	1	0	1	0	0	0
10 Johnny Juzang	Jr.	12:27	1/1	0/0	0/0	0	0	0	0	0	0	0	0
Team			0	0	0	0	0	0	0	0	0	0	0
Totals		20:54	14/17	2/5	22	25	18	18	64	6	13	6	2

Technical Fouls: NONE

Biggest lead	UEV		UKY		Points from Turnovers	UEV	UKY	Period	1st	2nd	TOT
	Time	Score	Time	Score							
Biggest lead											

BOX SCORES

GAME 10 UTAH 69, #6/6 KENTUCKY 66



Official Basketball Box Score - Final
Utah at Kentucky
12/19/19 - 7:00pm
2019-20 Men's Basketball

Game Time: 4:02:00
Game Duration: 2:14
Attendance: 5,507

Officials: Gerry Pickett, Chris Reinhardt, Tony Greenawald

NO.	Name	Min	FG	3P	FT	Rebounds		Fouls		TP	AS	TO	ST	Blocks	pts	+/-	
						DR	OR	DR	OR								PF
1	Timmy Allen	F 40:00	8-15	0-1	9-12	0	9	9	1	7	25	4	4	0	0	3	3
21	Riley Babin	F 28:55	4-5	2-3	0-0	0	2	2	4	2	10	2	0	0	0	0	11
35	Brandon Carlson	C 05:24	0-0	0-0	0-0	0	0	0	3	1	0	1	0	0	0	0	4
11	Both Gach	G 34:04	5-10	3-5	1-3	0	6	6	2	2	14	1	3	0	0	0	6
15	Rylan Jones	G 38:04	3-4	3-4	3-5	0	2	2	4	7	12	6	4	0	0	0	4
32	Lahat Thoun	22:44	1-1	0-0	2-2	3	5	2	1	4	0	0	0	0	1	1	7
20	Mikael Jantunen	23:15	0-5	0-1	0-1	1	2	3	2	4	0	2	0	0	0	0	16
5	Tarvon Branchley	07:36	0-2	0-1	0-0	0	0	0	0	0	0	1	0	0	0	0	4
Team			1	3	4	0	2										
Totals		22:42	8-15	15-23	4-27	31	19	22	69	15	17	2	1	3	3	0	

NO.	Name	Min	FG	3P	FT	Rebounds		Fouls		TP	AS	TO	ST	Blocks	pts	+/-	
						DR	OR	DR	OR								PF
4	Nick Richards	F 29:00	1-3	0-0	3-3	1	3	4	4	5	5	1	1	0	2	0	1
23	EJ Montgomery	F 29:18	4-8	0-0	0-0	4	6	10	2	1	8	1	1	1	1	0	3
0	Achton Hagans	G 36:16	5-14	1-4	5-6	1	2	3	1	5	16	8	2	4	0	1	4
3	Tyrone Maxey	G 28:15	7-13	0-4	4-6	0	1	1	4	5	18	1	3	0	0	0	25
5	Immanuel Quickley	G 31:48	2-10	0-4	0-0	1	3	4	3	0	4	2	0	2	0	0	4
11	Nate Sestina	09:29	0-1	0-0	0-0	1	0	1	1	0	0	0	1	0	0	0	3
2	Kahlil Whitney	18:15	5-6	1-3	0-1	2	0	2	5	3	7	1	1	0	0	0	12
12	Keaton Brooks Jr.	18:11	4-8	0-2	0-0	2	1	3	2	0	8	0	1	0	0	0	0
10	Johnny Juzang	03:19	0-5	0-0	0-0	0	0	0	0	0	0	2	0	0	0	0	2
Team			2	1	3	0	2	0	0	0	0	0	0	0	0	0	0
Totals		26:03	2-17	12-16	14-17	31	22	19	66	14	12	7	3	1	3	0	

Biggest lead	Points from Turnovers	Best Scoring Run	Lead Changes	Times Tied	Time with Lead	UTK		KTY		Period by Period Scoring		
						1st	2nd	TOT	1st	2nd	TOT	
17 (2 nd 12:11)	2 (1 st 18:30)	10 (2 nd 15:01)	1	2	37:42	35	34	69	35	35	69	
1	1	1	1	2	00:08	8	13		8	13		

GAME 11 #5/4 OHIO STATE 71, #6/6 KENTUCKY 65



Official Basketball Box Score - Final
Ohio St. at Kentucky
12/19/19
2019-20 Men's Basketball

Game Time: 10:13 PM
Game Duration: 2:18
Attendance: 12,740

Officials: Eric Curry, Wane Harris, Doug Drown

NO.	Name	Min	FG	3P	FT	Rebounds		Fouls		TP	AS	TO	ST	Blocks	pts	+/-
						DR	OR	DR	OR							
24	Andre Wesson	F 29:58	1-4	1-2	0-1	1	1	2	4	4	3	3	0	2	0	5
25	Kyle Young	F 26:10	3-4	0-1	4-4	1	5	6	1	2	10	1	1	1	0	13
34	Kaleb Wesson	F 23:25	2-6	1-2	5-7	2	6	8	5	8	10	2	2	0	1	1
1	Luther Muhammad	G 27:10	3-6	1-4	0-0	0	1	1	1	2	7	2	2	2	0	0
13	CJ Walker	G 26:13	3-4	1-2	2-4	1	1	2	3	9	6	5	2	1	0	0
32	E.J. Lisdell	16:46	3-7	0-1	3-3	1	4	5	1	2	9	0	1	0	0	2
3	D.J. Carlton	28:20	5-6	1-2	4-4	0	5	5	1	2	15	2	1	1	2	0
4	Dwane Washington Jr.	13:56	2-7	1-5	3-4	0	1	1	1	2	8	0	0	0	1	0
Team			1	2	3	0	0	0	0	0	0	0	0	0	0	0
Totals		22:44	6-19	21-27	7-26	33	16	25	71	15	14	5	7	3	0	0

NO.	Name	Min	FG	3P	FT	Rebounds		Fouls		TP	AS	TO	ST	Blocks	pts	+/-
						DR	OR	DR	OR							
2	Kahlil Whitney	F 10:40	1-3	0-1	0-1	1	0	1	1	1	2	0	0	0	1	4
4	Nick Richards	F 12:02	1-1	0-0	0-0	0	0	0	0	4	2	2	0	2	1	0
23	EJ Montgomery	F 27:25	2-4	0-0	0-0	2	3	5	3	0	4	1	0	0	0	0
9	Achton Hagans	G 36:53	5-10	0-2	4-6	0	1	2	5	14	8	2	0	1	0	9
3	Tyrone Maxey	G 34:21	5-13	1-6	4-6	0	6	6	5	4	15	3	3	1	0	1
1	Nate Sestina	31:39	6-11	3-8	0-0	3	1	4	4	2	17	1	0	0	0	2
5	Immanuel Quickley	30:18	4-11	1-5	0-0	1	2	3	1	3	2	1	1	0	0	2
12	Keaton Brooks Jr.	08:54	0-3	0-0	0-0	1	0	1	0	0	0	1	1	0	0	0
10	Johnny Juzang	07:48	1-3	0-1	0-0	0	3	3	1	2	0	0	0	0	0	2
Team			1	0	1	0	1	0	0	0	0	0	0	0	0	0
Totals		25:59	7-23	8-13	9-16	25	25	16	65	17	11	7	3	7	0	0

Biggest lead	Points from Turnovers	Best Scoring Run	Lead Changes	Times Tied	Time with Lead	OSU		KTY		Period by Period Scoring		
						1st	2nd	TOT	1st	2nd	TOT	
8 (2 nd 4:28)	15 (1 st 10:30)	10 (2 nd 10:47)	1	5	33:23	29	23	52	37	34	71	
1	1	1	1	5	00:29	8	3		8	3		

GAME 13 MISSOURI AT KENTUCKY

GAME 14 KENTUCKY AT GEORGIA

GAME 15 ALABAMA AT KENTUCKY

GAME 16 KENTUCKY AT SOUTH CAROLINA

GAME 17 KENTUCKY AT ARKANSAS

GAME 18 GEORGIA AT KENTUCKY





THE STAT CREW SYSTEM
#6/6 Kentucky Combined Team Statistics (as of Dec 21, 2019)
All games



RECORD:	OVERALL	HOME	AWAY	NEUTRAL
ALL GAMES	8-3	7-1	0-0	1-2
CONFERENCE	0-0	0-0	0-0	0-0
NON-CONFERENCE	8-3	7-1	0-0	1-2

#	Player	gp-gs	min	avg	Total		3-Point		F-Throw		Rebounds				pf	dq	a	to	blk	stl	pts	avg
					fg-fga	fg%	3fg-fga	3fg%	ft-fta	ft%	off	def	tot	avg								
00	Hagans, Ashton	11-11	348	31.6	47-98	.480	7-25	.280	52-61	.852	4	38	42	3.8	23	0	80	36	1	23	153	13.9
03	Maxey, Tyrese	11-8	354	32.2	46-114	.404	12-48	.250	40-48	.833	3	42	45	4.1	27	1	34	23	2	8	144	13.1
04	Richards, Nick	11-10	313	28.5	53-77	.688	0-0	.000	25-34	.735	23	53	76	6.9	33	1	5	17	25	3	131	11.9
05	Quickley, Immanuel	10-5	273	27.3	35-90	.389	12-39	.308	29-31	.935	7	28	35	3.5	19	0	20	15	0	9	111	11.1
23	Montgomery, EJ	8-6	189	23.6	33-61	.541	1-5	.200	4-9	.444	15	32	47	5.9	17	0	4	7	8	2	71	8.9
01	Sestina, Nate	8-6	209	26.1	18-39	.462	8-21	.381	17-19	.895	13	35	48	6.0	20	0	12	8	5	2	61	7.6
12	Brooks Jr., Keion	11-0	193	17.5	30-64	.469	3-11	.273	8-15	.533	13	28	41	3.7	12	0	6	10	4	3	71	6.5
02	Whitney, Kahlil	11-8	188	17.1	22-53	.415	4-13	.308	9-19	.474	13	15	28	2.5	18	1	7	14	2	5	57	5.2
10	Juzang, Johnny	11-1	126	11.5	6-27	.222	2-14	.143	6-6	1.000	5	18	23	2.1	10	0	3	5	0	3	20	1.8
33	Jordan, Ben	2-0	1	0.5	0-1	.000	0-0	.000	0-0	.000	0	0	0	0.0	0	0	0	0	0	0	0	0.0
13	Welch, Riley	4-0	3	0.8	0-1	.000	0-0	.000	0-0	.000	0	0	0	0.0	0	0	0	0	0	2	0	0.0
14	Canada, Brennan	4-0	3	0.8	0-0	.000	0-0	.000	0-0	.000	0	0	0	0.0	0	0	0	1	0	0	0	0.0
Team											11	16	27				2					
Total.....		11	2200		290-625	.464	49-176	.278	190-242	.785	107	305	412	37.5	179	3	171	138	47	60	819	74.5
Opponents.....		11	2200		243-631	.385	77-252	.306	110-160	.688	94	239	333	30.3	205	-	121	151	33	48	673	61.2

TEAM STATISTICS	UK	OPP	Date	Opponent	Score	Att.	
SCORING	819	673	1	11/5/19	vs #1/1 Michigan State	w 69-62	19812
Points per game	74.5	61.2		11/8/19	EASTERN KENTUCKY	w 91-49	20163
Scoring margin	+13.3	-		11/12/19	EVANSVILLE	L 64-67	19101
FIELD GOALS-ATT	290-625	243-631	2	11/18/19	UTAH VALLEY	w 82-74	18859
Field goal pct	.464	.385	2	11/22/19	MOUNT ST. MARY'S	w 82-62	20351
3 POINT FG-ATT	49-176	77-252	2	11/24/19	LAMAR UNIVERSITY	w 81-56	20048
3-point FG pct	.278	.306	2	11/29/19	UAB	w 69-58	20401
3-pt FG made per game	4.5	7.0		12/7/19	FAIRLEIGH DICKINSON	w 83-52	20080
FREE THROWS-ATT	190-242	110-160		12/14/19	GEORGIA TECH	w 67-53	20111
Free throw pct	.785	.688	3	12/18/19	vs Utah	L 66-69	5507
F-Throws made per game	17.3	10.0	4	12/21/19	vs #5/4 Ohio State	L 65-71	12740
REBOUNDS	412	333					
Rebounds per game	37.5	30.3					
Rebounding margin	+7.2	-					
ASSISTS	171	121					
Assists per game	15.5	11.0					
TURNOVERS	138	151					
Turnovers per game	12.5	13.7					
Turnover margin	+1.2	-					
Assist/turnover ratio	1.2	0.8					
STEALS	60	48					
Steals per game	5.5	4.4					
BLOCKS	47	33					
Blocks per game	4.3	3.0					
ATTENDANCE	159114	38059					
Home games-Avg/Game	8-19889	0-0					
Neutral site-Avg/Game	-	3-12686					

* = Conference game
1 = State Farm Championship Classic | Madison Squire Garden (New York)
2 = BBN Showcase | Rupp Arena (Lexington, Ky.)
3 = Neon Hoops Showcase | T-Mobile Arena (Las Vegas)
4 = CBS Sports Classic | T-Mobile Arena (Las Vegas)

Score by Periods	1st	2nd	Totals
#6/6 Kentucky	409	410	819
Opponents	315	358	673



THE STAT CREW SYSTEM
 #6/6 Kentucky Team Game-by-Game Comparison (as of Dec 21, 2019)
All games



Opponent	1st	2nd	Score	Mar	Total FG	FG Pct	3-Pointers	3FG Pct	Free Throws	FT Pct	Rebounds	Assist	T/Over	Block	Steal	Fouls
#1/1 Michigan State	34/24	35/38	69-62	+7	19-50/22-56	.380/.393	6-18/5-26	.333/.192	25-32/13-18	.781/.722	30/30 -	9/14	10/16	3/2	4/4	20/22
EASTERN KENTUCKY	46/25	45/24	91-49	+42	34-62/16-64	.548/.250	2-14/8-33	.143/.242	21-32/9-11	.656/.818	54/25 +29	17/7	18/21	6/0	8/10	13/21
EVANSVILLE	30/34	34/33	64-67	(3)	20-54/23-60	.370/.383	4-17/9-30	.235/.300	20-25/12-13	.800/.923	35/38 (3)	6/10	13/14	2/0	6/2	18/18
UTAH VALLEY	35/27	47/47	82-74	+8	25-57/26-64	.439/.406	1-12/11-31	.083/.355	31-34/11-18	.912/.611	46/27 +19	11/14	14/7	2/5	2/4	13/24
MOUNT ST. MARY'S	39/34	43/28	82-62	+20	30-55/22-61	.545/.361	6-15/5-24	.400/.208	16-18/13-18	.889/.722	35/31 +4	21/8	12/10	3/2	4/5	14/18
LAMAR UNIVERSITY	41/21	40/35	81-56	+25	29-57/21-64	.509/.328	10-22/7-17	.455/.412	13-19/7-15	.684/.467	41/34 +7	19/8	11/10	13/2	6/6	14/16
UAB	38/25	31/33	69-58	+11	26-55/24-58	.473/.414	5-15/8-16	.333/.500	12-16/2-5	.750/.400	39/26 +13	19/11	12/12	3/3	2/3	13/18
FAIRLEIGH DICKINSON	43/23	40/29	83-52	+31	32-62/21-65	.516/.323	2-11/5-24	.182/.208	17-19/5-6	.895/.833	42/33 +9	20/8	9/13	4/7	6/2	14/15
GEORGIA TECH	36/30	31/23	67-53	+14	24-51/23-53	.471/.434	4-12/5-17	.333/.294	15-18/2-6	.833/.333	34/25 +9	18/11	16/17	5/4	8/5	13/18
Utah	31/35	35/34	66-69	(3)	26-63/23-42	.413/.548	2-17/8-15	.118/.533	12-16/15-23	.750/.652	31/31 -	14/15	12/17	3/1	7/2	22/19
#5/4 Ohio State	36/37	29/34	65-71	(6)	25-59/22-44	.424/.500	7-23/6-19	.304/.316	8-13/21-27	.615/.778	25/33 (8)	17/15	11/14	3/7	7/5	25/16

Note: Game totals are displayed in the format TEAM/OPPONENT for each category



THE STAT CREW SYSTEM
 #6/6 Kentucky Player High/Low Analysis (as of Dec 21, 2019)
 All games



#6/6 Kentucky - INDIVIDUAL GAME HIGHS

Points	26		Hagans, Ashton vs Utah Valley (11/18/19)
	26		Maxey, Tyrese vs #1/1 Michigan State (11/5/19)
	25		Montgomery, EJ vs Fairleigh Dickinson (12/7/19)
	21		Hagans, Ashton vs Georgia Tech (12/14/19)
	21		Maxey, Tyrese vs Lamar University (11/24/19)
	21		Richards, Nick vs Utah Valley (11/18/19)
	21		Richards, Nick vs Eastern Kentucky (11/8/19)
Field Goals Made	12		Montgomery, EJ vs Fairleigh Dickinson (12/7/19)
	10		Richards, Nick vs Eastern Kentucky (11/8/19)
Field Goal Att.	16		Montgomery, EJ vs Fairleigh Dickinson (12/7/19)
	14		Hagans, Ashton vs Utah (12/18/19)
	14		Maxey, Tyrese vs Utah Valley (11/18/19)
	14		Hagans, Ashton vs Utah Valley (11/18/19)
FG Pct (min 5 made)	1.000	(7-7)	Richards, Nick vs UAB (11/29/19)
	.909	(10-11)	Richards, Nick vs Eastern Kentucky (11/8/19)
3-Point FG Made	5		Sestina, Nate vs #5/4 Ohio State (12/21/19)
	4		Maxey, Tyrese vs Lamar University (11/24/19)
3-Point FG Att.	8		Sestina, Nate vs #5/4 Ohio State (12/21/19)
	7		Maxey, Tyrese vs #1/1 Michigan State (11/5/19)
3-Pt FG Pct (min 2 made)	.750	(3-4)	Hagans, Ashton vs Lamar University (11/24/19)
	.750	(3-4)	Quickley, Immanuel vs Mount St. Mary's (11/22/19)
Free Throws Made	12		Hagans, Ashton vs Utah Valley (11/18/19)
	9		Maxey, Tyrese vs #1/1 Michigan State (11/5/19)
Free Throw Att.	12		Hagans, Ashton vs Utah Valley (11/18/19)
	10		Maxey, Tyrese vs #1/1 Michigan State (11/5/19)
FT Pct (min 3 made)	1.000	(12-12)	Hagans, Ashton vs Utah Valley (11/18/19)
	1.000	(7-7)	Hagans, Ashton vs Fairleigh Dickinson (12/7/19)
	1.000	(7-7)	Quickley, Immanuel vs Eastern Kentucky (11/8/19)
	1.000	(6-6)	Maxey, Tyrese vs Georgia Tech (12/14/19)
	1.000	(6-6)	Hagans, Ashton vs Mount St. Mary's (11/22/19)
	1.000	(5-5)	Richards, Nick vs Utah Valley (11/18/19)
	1.000	(5-5)	Sestina, Nate vs Evansville (11/12/19)
	1.000	(5-5)	Quickley, Immanuel vs Evansville (11/12/19)
	1.000	(5-5)	Maxey, Tyrese vs Eastern Kentucky (11/8/19)
	1.000	(5-5)	Hagans, Ashton vs #1/1 Michigan State (11/5/19)
	1.000	(4-4)	Hagans, Ashton vs Lamar University (11/24/19)
	1.000	(4-4)	Sestina, Nate vs Utah Valley (11/18/19)
	1.000	(4-4)	Juzang, Johnny vs Utah Valley (11/18/19)
	1.000	(3-3)	Richards, Nick vs Utah (12/18/19)
	1.000	(3-3)	Sestina, Nate vs Mount St. Mary's (11/22/19)
Rebounds	13		Richards, Nick vs Lamar University (11/24/19)
	12		Sestina, Nate vs Utah Valley (11/18/19)
Assists	12		Hagans, Ashton vs UAB (11/29/19)
	11		Hagans, Ashton vs Fairleigh Dickinson (12/7/19)
Steals	4		Hagans, Ashton vs Utah (12/18/19)
	3		Hagans, Ashton vs #5/4 Ohio State (12/21/19)
	3		Hagans, Ashton vs Eastern Kentucky (11/8/19)
Blocked Shots	7		Richards, Nick vs Lamar University (11/24/19)
	4		Richards, Nick vs Georgia Tech (12/14/19)
	4		Richards, Nick vs Eastern Kentucky (11/8/19)
Turnovers	6		Hagans, Ashton vs Georgia Tech (12/14/19)
	6		Hagans, Ashton vs Utah Valley (11/18/19)
Fouls	5		Maxey, Tyrese vs #5/4 Ohio State (12/21/19)

	5	Whitney, Kahlil vs Utah (12/18/19)
	5	Richards, Nick vs #1/1 Michigan State (11/5/19)
Minutes	38	Maxey, Tyrese vs Georgia Tech (12/14/19)
	37	Hagans, Ashton vs #5/4 Ohio State (12/21/19)
	37	Hagans, Ashton vs Utah (12/18/19)
	37	Hagans, Ashton vs Utah Valley (11/18/19)
	37	Maxey, Tyrese vs Utah Valley (11/18/19)



THE STAT CREW SYSTEM
 #6/6 Kentucky Opponent High/Low Analysis (as of Dec 21, 2019)
 All games



OPPONENT INDIVIDUAL GAME HIGHS

Points	25		Timmy Allen vs Utah (12/18/19)
	22		TJ Washington vs Utah Valley (11/18/19)
	21		Cassius Winston vs #1/1 Michigan State (11/5/19)
	19		Jalen Benjamin vs UAB (11/29/19)
	19		Tyreek Scott-Grayson vs UAB (11/29/19)
	19		Davion Buster vs Lamar University (11/24/19)
Field Goals Made	8		Timmy Allen vs Utah (12/18/19)
	8		Tyreek Scott-Grayson vs UAB (11/29/19)
	8		TJ Washington vs Utah Valley (11/18/19)
Field Goal Att.	18		TJ Washington vs Utah Valley (11/18/19)
	16		Kaleb Bishop vs Fairleigh Dickinson (12/7/19)
	16		T.J. Atwood vs Lamar University (11/24/19)
FG Pct (min 5 made)	.833	(5-6)	D.J. Carton vs #5/4 Ohio State (12/21/19)
	.714	(5-7)	Malik Jefferson vs Mount St. Mary's (11/22/19)
3-Point FG Made	5		Davion Buster vs Lamar University (11/24/19)
	5		TJ Washington vs Utah Valley (11/18/19)
3-Point FG Att.	12		TJ Washington vs Utah Valley (11/18/19)
	11		Davion Buster vs Lamar University (11/24/19)
3-Pt FG Pct (min 2 made)	1.000	(2-2)	K.J. Riley vs Evansville (11/12/19)
	.800	(4-5)	Jalen Benjamin vs UAB (11/29/19)
Free Throws Made	10		Cassius Winston vs #1/1 Michigan State (11/5/19)
	9		Timmy Allen vs Utah (12/18/19)
Free Throw Att.	12		Timmy Allen vs Utah (12/18/19)
	11		Cassius Winston vs #1/1 Michigan State (11/5/19)
FT Pct (min 3 made)	1.000	(8-8)	K.J. Riley vs Evansville (11/12/19)
	1.000	(4-4)	Kyle Young vs #5/4 Ohio State (12/21/19)
	1.000	(4-4)	D.J. Carton vs #5/4 Ohio State (12/21/19)
	1.000	(4-4)	Brandon Leftwich vs Mount St. Mary's (11/22/19)
	1.000	(4-4)	Damian Chong Qui vs Mount St. Mary's (11/22/19)
	1.000	(4-4)	Trey Woodbury vs Utah Valley (11/18/19)
	1.000	(3-3)	E.J. Liddell vs #5/4 Ohio State (12/21/19)
	1.000	(3-3)	Ty TAYLOR vs Eastern Kentucky (11/8/19)
Rebounds	13		Avery Sullivan vs Lamar University (11/24/19)
	10		Moses Wright vs Georgia Tech (12/14/19)
Assists	6		Rylan Jones vs Utah (12/18/19)
	5		CJ Walker vs #5/4 Ohio State (12/21/19)
	5		TJ Washington vs Utah Valley (11/18/19)
	5		Jacquess Hobbs vs Eastern Kentucky (11/8/19)
Steals	3		Davion Buster vs Lamar University (11/24/19)
	2		Luther Muhammad vs #5/4 Ohio State (12/21/19)
	2		Khalid Moore vs Georgia Tech (12/14/19)
	2		T.J. Atwood vs Lamar University (11/24/19)
	2		Nana Opoku vs Mount St. Mary's (11/22/19)
	2		Cavit Ege Havsa vs Utah Valley (11/18/19)
	2		Brandon Averette vs Utah Valley (11/18/19)
	2		DeAndre Williams vs Evansville (11/12/19)
	2		Houston King vs Eastern Kentucky (11/8/19)
	2		Jacquess Hobbs vs Eastern Kentucky (11/8/19)
	2		Russhar CRUICKSHANK vs Eastern Kentucky (11/8/19)
Blocked Shots	3		James Banks III vs Georgia Tech (12/14/19)
	3		Elyjah Williams vs Fairleigh Dickinson (12/7/19)
Turnovers	9		Jomaru Brown vs Eastern Kentucky (11/8/19)
	6		Sam Cunliffe vs Evansville (11/12/19)

Fouls	5	Kaleb Wesson vs #5/4 Ohio State (12/21/19)
	5	James Banks III vs Georgia Tech (12/14/19)
	5	Kassim Nicholson vs UAB (11/29/19)
	5	Chidozie Collin Nnam vs Mount St. Mary's (11/22/19)



THE STAT CREW SYSTEM
#6/6 Kentucky Season Box - Average per 40 Minutes (as of Dec 21, 2019)
All games



#	Player	min	fgm	fga	pct	3fgm	3fga	pct	ftm	fta	pct	oreb	dreb	treb	pf	a	to	blk	stl	pts
12	Brooks Jr., Keion	40	6.2	13.3	.469	0.6	2.3	.273	1.7	3.1	.533	2.7	5.8	8.5	2.5	1.2	2.1	0.8	0.6	14.7
14	Canada, Brennan	40	0.0	0.0	.000	0.0	0.0	.000	0.0	0.0	.000	0.0	0.0	0.0	0.0	0.0	13.3	0.0	0.0	0.0
00	Hagans, Ashton	40	5.4	11.3	.480	0.8	2.9	.280	6.0	7.0	.852	0.5	4.4	4.8	2.6	9.2	4.1	0.1	2.6	17.6
33	Jordan, Ben	40	0.0	40.0	.000	0.0	0.0	.000	0.0	0.0	.000	0.0	0.0	0.0	0.0	0.0	0.0	0.0	0.0	0.0
10	Juzang, Johnny	40	1.9	8.6	.222	0.6	4.4	.143	1.9	1.9	1.000	1.6	5.7	7.3	3.2	1.0	1.6	0.0	1.0	6.3
03	Maxey, Tyrese	40	5.2	12.9	.404	1.4	5.4	.250	4.5	5.4	.833	0.3	4.7	5.1	3.1	3.8	2.6	0.2	0.9	16.3
23	Montgomery, EJ	40	7.0	12.9	.541	0.2	1.1	.200	0.8	1.9	.444	3.2	6.8	9.9	3.6	0.8	1.5	1.7	0.4	15.0
05	Quickley, Immanuel	40	5.1	13.2	.389	1.8	5.7	.308	4.2	4.5	.935	1.0	4.1	5.1	2.8	2.9	2.2	0.0	1.3	16.3
04	Richards, Nick	40	6.8	9.8	.688	0.0	0.0	.000	3.2	4.3	.735	2.9	6.8	9.7	4.2	0.6	2.2	3.2	0.4	16.7
01	Sestina, Nate	40	3.4	7.5	.462	1.5	4.0	.381	3.3	3.6	.895	2.5	6.7	9.2	3.8	2.3	1.5	1.0	0.4	11.7
13	Welch, Riley	40	0.0	13.3	.000	0.0	0.0	.000	0.0	0.0	.000	0.0	0.0	0.0	0.0	0.0	0.0	0.0	26.7	0.0
02	Whitney, Kahlil	40	4.7	11.3	.415	0.9	2.8	.308	1.9	4.0	.474	2.8	3.2	6.0	3.8	1.5	3.0	0.4	1.1	12.1
	Total.....	40	26.4	56.8	.464	4.5	16.0	.278	17.3	22.0	.785	9.7	27.7	37.5	16.3	15.5	12.5	4.3	5.5	74.5
	Opponents.....	40	22.1	57.4	.385	7.0	22.9	.306	10.0	14.5	.688	8.5	21.7	30.3	18.6	11.0	13.7	3.0	4.4	61.2

Note: All statistics are pro-rated based on an average per 40-minute game.



THE STAT CREW SYSTEM
#6/6 Kentucky Other Metrics (as of Dec 21, 2019)
All games



#	Player	Min	AST%	EFG%	TS%	Usg%	DRB%	ORB%	TRB%
12	Brooks Jr., Keion	193	6.2	.492	.503	21.1	16.0	8.6	12.5
14	Canada, Brennan	3	0.0	.000	.000	16.9	0.0	0.0	0.0
00	Hagans, Ashton	348	43.9	.515	.613	23.4	12.0	1.5	7.1
33	Jordan, Ben	1	0.0	.000	.000	50.6	0.0	0.0	0.0
10	Juzang, Johnny	126	3.9	.259	.337	13.9	15.8	5.0	10.8
03	Maxey, Tyrese	354	18.2	.456	.533	22.6	13.1	1.1	7.5
23	Montgomery, EJ	189	4.4	.549	.546	19.3	18.7	10.1	14.7
05	Quickley, Immanuel	273	13.8	.456	.536	22.0	11.3	3.3	7.6
04	Richards, Nick	313	3.3	.688	.712	17.6	18.7	9.3	14.3
01	Sestina, Nate	209	10.0	.564	.644	13.4	18.5	7.9	13.6
13	Welch, Riley	3	0.0	.000	.000	16.9	0.0	0.0	0.0
02	Whitney, Kahlil	188	6.9	.453	.464	20.3	8.8	8.8	8.8

Estimated possessions: 763.6
Team offensive rating (ORtg): 107.2
Team defensive rating (DRtg): 88.1

AST% - An estimate of the pct of teammate field goals assisted while on the floor

EFG% - Effective FG% (adjusts to include additional points from 3FGs)

TS% - True Shooting% (takes into account field goals, 3-point field goals, and free throws)

Usg% - An estimate of the pct of team plays used while on the floor

DRB% - An estimate of the pct of available defensive rebounds grabbed while on the floor

ORB% - An estimate of the pct of available offensive rebounds grabbed while on the floor

TRB% - An estimate of the pct of all available rebounds grabbed while on the floor

ORtg - Offensive rating - points scored per 100 possessions

DRtg - Defensive rating - points allowed per 100 possessions