



# KENTUCKY

## WOMEN'S BASKETBALL®



## Kentucky Wildcats vs. Charlotte 49ers

Wednesday, Dec. 4 - 11 a.m. ET

Memorial Coliseum (8,000) - Lexington, Ky.

UK Athletics Communication and Public Relations • (859) 257-3838 • ukathletics.com  
Evan Crane (wesley.crane@uky.edu) and Cami Moore (camiran.moore@uky.edu)

**TV - SEC Network+**  
PBP: Jeff Piccoro  
Analyst: Christi Thomas

**Radio - UK Sports Network**  
PBP: Darren Headrick  
630AM WLAP (Lexington)

**Live Stats**  
kentucky.statbroadcast.com  
Password: gocats1920  
(home games only)

**Tickets (home games)**  
UKathleticstix.com  
Reserved - \$10  
General Admission - \$8  
Kids/Seniors - \$5

**Follow the Cats**  
Twitter: @KentuckyWBB  
Instagram: @KentuckyWBB  
Facebook: /KentuckyWBB

### 2019-20 KENTUCKY WBB SCHEDULE

#### October/November 2019

30	SOUTHERN INDIANA [EXH]	W, 80-44
5	MOUNT ST. MARY'S	SEC NETWORK+ W, 67-44
10	at Middle Tennessee	ESPN+ W, 67-52
13	STETSON	SEC NETWORK+ W, 67-48
16	at Virginia	ACCN Extra W, 50-47
21	MOREHEAD STATE	SEC NETWORK+ W, 79-54
26	GRAMBLING STATE	SEC NETWORK+ W, 81-35

#### December 2019

1	AUSTIN PEAY	SEC NETWORK W, 81-52
4	CHARLOTTE	SEC NETWORK+ 11 A.M.
8	SAMFORD	SEC NETWORK+ 2 P.M.
11	WINTHROP*	UKAthletics.com 7 P.M.
15	LOUISVILLE*	ESPN 1 P.M.
21	at California	7 p.m.

#### January 2020

2	at South Carolina*	SEC Network Whip. 7:40 p.m.
5	TENNESSEE*	SEC Network 4 p.m.
9	at Alabama*	SEC Network+ 8 p.m.
12	at Florida*	ESPNU Noon
16	TEXAS A&M*	SEC NETWORK 6:30 P.M.
19	at LSU*	SEC Network 2 p.m.
27	AUBURN*	SEC NETWORK 7 P.M.
30	at Missouri*	SEC NETWORK 7 p.m.

#### February 2020

2	FLORIDA*	SEC NETWORK 1 P.M.
6	ALABAMA*	SEC NETWORK+ 7 P.M.
9	at Arkansas*	ESPN2 4 p.m.
16	MISSISSIPPI STATE*	ESPN2 5 P.M.
20	at Ole Miss*	SEC Network+ 8 p.m.
23	SOUTH CAROLINA*	SEC Network 2 P.M.
27	GEORGIA*	SEC NETWORK+ 7 P.M.

#### March 2020

1	at Vanderbilt*	SEC Network Whip. 2:05 p.m.
4-8	SEC Tournament (N1)	SEC Network/ESPN2 TBD
20-23	NCAA First & Second Rounds (N2)	TBD
27-30	NCAA Regionals (N3)	TBD

#### April 2020

3 & 5	NCAA Final Four (N4)	TBD
-------	----------------------	-----

\* denotes SEC game; SEC Whip. = SEC Network Whiparound Coverage of all games (full game on SEC Network+); All game times are EST and subject to change due to TV selection; All home games are ALL CAPS and will be played at Memorial Coliseum unless noted otherwise; & denotes game at Rupp Arena; N1 – SEC Tournament – Greenville, S.C. (Bon Secours Wellness Arena); N2 – NCAA First & Second Rounds – TBD; N3 – NCAA Regionals – Greenville, S.C. (Bon Secours Wellness Arena), Fort Wayne, Ind. (Allen County War Memorial Coliseum), Portland, Ore. (Moda Center), Dallas, Texas (Moody Coliseum); N4 – NCAA Final Four – New Orleans, La. (Smoothie King Center)



**Record:** 7-0, 0-0 SEC

**Home:** 5-0 | **Away:** 2-0 | **Neutral:** 0-0

**Ranking:** No. 15 (AP)/No. 14 (Coaches)

**Last Game:** W, 81-52 vs. Austin Peay (12/01)

**Coach:** Matthew Mitchell (Miss. State, '95)

**Overall:** 318-154 (.673) (15th season)

**at UK:** 288-125 (.697) (13th season)



**Record:** 6-1, 0-0 C-USA

**Home:** 2-1 | **Away:** 2-0 | **Neutral:** 2-0

**Ranking:** not ranked

**Last Game:** W, 60-56 vs. Tulane (12/29)

**Coach:** Cara Consuegra (Iowa, 2001)

**Overall:** 150-105 (.588) (9th season)

**at CLT:** 150-105 (.588) (9th season)

### QUICK NOTES

- Kentucky is in its 46th season with a 830-540 (.605) all-time record.
- The Wildcats have had great success in Memorial Coliseum, sitting at 453-157 (.742) overall in the historic building, including a 165-31 (.841) mark under head coach Matthew Mitchell.
- For the seventh time under head coach Matthew Mitchell, including the third straight season, the Wildcats have started the year with seven straight wins. UK's best start under MM is 11-0 three times.
- Kentucky is currently ranked No. 15 in the AP Top 25 after starting its season ranked or receiving votes for the 11th time under Mitchell.
- The Wildcats are in the midst of a seven-game home stand that will conclude with back-to-back games at Rupp Arena in mid-December.
- After a slow start offensively in its first four games, UK has been clicking on all cylinders the last three games scoring 79, 81 and 81 points. The Wildcats have scored 20 or more points in nine of its last 12 quarters and are hitting 48 percent from the field. UK has also hit 25 3-pointers in its last three games and posted a combined 56 assist.
- Kentucky has forced every opponent this season into 20+ turnovers, including forcing a season-high 28 turnovers vs. The Mount. The Wildcats have forced 166 turnovers this season and scored 167 points off those miscues amassing 34% of its total scoring.
- The Wildcats rank 3rd nationally and first in the SEC in scoring defense this season, limiting opponents to 47.4 points per game. UK is the only team in the league that has limited each of its opponents this season to 54 points or less.
- Rhyn Howard leads UK averaging 17.9 points and 6.1 rebounds per game. Howard has scored 20+ in three of the last five games, including a season-high 27 against Grambling State.
- In 45 years, Kentucky has 92 wins over ranked opponents, including 51 of those wins coming under Mitchell.
- Matthew Mitchell became UK WBB's all-time winningest head coach in March of 2013 and now has 288 career wins at UK. Including the storied history of the UK MBB program, he is the fifth Kentucky basketball head coach to win 250 games with the Wildcats joining Adolph Rupp, Joe B Hall, Tubby Smith and John Calipari.



# 2019-20 KENTUCKY WBB ROSTER

## NUMERICAL

No.	Name	Pos.	Cl.	Ht.	Hometown/High School/Previous College
1	Sabrina Haines	G	RSr.	5-10	Phoenix, Ariz./Desert Vista HS/Arizona State
3	KeKe McKinney	F	Jr.	6-1	Knoxville, Tenn./Fulton HS
5	Blair Green	G	So.	6-0	Harlan County, Ky./Harlan County HS
10	Rhyne Howard	G	So.	6-2	Cleveland, Tenn./Bradley Central HS
11	Deasia Merrill	F	Fr.	6-1	Villa Rica, Ga./Villa Rica HS
12	Amanda Paschal	G	RSr.*	5-7	Brooklyn, N.Y./Chipley HS/Gulf Coast State
14	Tatyana Wyatt	F	Jr.	6-2	Columbus, Ga./Columbus HS
15#	Chasity Patterson	G	Jr.	5-5	Houston, Texas/North Shore/Texas
21	Ogechi Anyagaligbo	F	RSr.*	6-1	Miami, Fla./Miami Country Day/Stony Brook
23	Kameron Roach	G	Jr.	5-6	Hopkins, S.C./Lower Richland HS
32	Jaida Roper	G	Sr.	5-6	Memphis, Tenn./Houston HS
34	Emma King	G	Fr.	5-10	Stanford, Ky./Lincoln County HS
44	Nae Nae Cole	C	RSr.*	6-3	Gainesville, Va./Paul VI HS/NC State
44%	Dre'una Edwards	F	So.	6-2	Las Vegas, Nev./Liberty HS/Utah

## ALPHABETICAL

No.	Name	Pos.	Cl.	Ht.	Hometown/High School/Previous College
21	Ogechi Anyagaligbo	F	RSr.*	6-1	Miami, Fla./Miami Country Day/Stony Brook
44	Nae Nae Cole	C	RSr.*	6-3	Gainesville, Va./Paul VI HS/NC State
44%	Dre'una Edwards	F	So.	6-2	Las Vegas, Nev./Liberty HS/Utah
5	Blair Green	G	So.	6-0	Harlan, Ky./Harlan County HS
1	Sabrina Haines	G	RSr.	5-10	Phoenix, Ariz./Desert Vista HS/Arizona State
10	Rhyne Howard	G	So.	6-2	Cleveland, Tenn./Bradley Central HS
34	Emma King	G	Fr.	5-10	Stanford, Ky./Lincoln County HS
3	KeKe McKinney	F	Jr.	6-1	Knoxville, Tenn./Fulton HS
11	Deasia Merrill	F	Fr.	6-1	Villa Rica, Ga./Villa Rica HS
12	Amanda Paschal	G	RSr.*	5-7	Brooklyn, N.Y./Chipley HS/Gulf Coast State
15#	Chasity Patterson	G	Jr.	5-5	Houston, Texas/North Shore/Texas
23	Kameron Roach	G	Jr.	5-6	Hopkins, S.C./Lower Richland HS
32	Jaida Roper	G	Sr.	5-6	Memphis, Tenn./Houston HS
14	Tatyana Wyatt	F	Jr.	6-2	Columbus, Ga./Columbus HS

% denotes player will sit out 2019-20 season due to NCAA transfer rules; # denotes player will be eligible after the 2019 fall semester; \* denotes player has already graduated from UK with a bachelor's degree

## Coaching Staff

**Head Coach:** Matthew Mitchell (Mississippi State, 1995) – 15th season, 13th as Kentucky Head Coach  
**Associate Head Coach:** Kyra Elzy (Tennessee, 1999, 2001) – 4th season, 8th at Kentucky  
**Assistant Coach:** Niya Butts (Tennessee, 2000; Tennessee Tech, 2002) – 4th season, 9th at Kentucky  
**Assistant Coach:** Amber Smith (Kentucky, 2011) – 2nd season, 9th at Kentucky (player/support staff)

## Support Staff

**Assistant Athletics Director/Women's Basketball:** Amy Tilley (Kentucky, 2007; ECU, 2011 & 2014)  
**Special Assistant to the Head Coach:** Lin Dunn (UT Martin, 1969)  
**Sr. Associate AD/Women's Basketball Admin.:** Rachel Baker (Berea College, 1999; Ohio State, 2001)  
**Director of Recruiting:** Aisha Foy (Radford, 2016; Southeast Missouri State, 2018)  
**Recruiting Assistant:** Jackie Clark (Kentucky, 2015; Kentucky, 2017)  
**Director of Player Development:** Daniel Boice (Arizona, 2014, 2016)  
**Coaching Video Coordinator:** Tony Nakashima (Pacific Union, 2010)  
**Staff Support Associate:** Carrie Marshall (Kentucky, 2003)  
**Creative Director:** Kim Troxall (SCAD, 1994)  
**Senior Athletic Trainer:** Courtney Jones (Purdue, 2001)  
**Nutrition Coach:** Monica Fowler (Kentucky, 2010)  
**Team Physician:** Dr. Robert Hosey (Virginia Tech, 1989)  
**Strength & Conditioning Coach:** John Spurlock (Hanover College, 2005)  
**Academic Counselor:** Tiffany Hayden (Kentucky, 2001; Louisville, 2009)  
**Communications and PR Director:** Evan Crane (Kentucky, 2010)  
**Communications and PR Assistant:** Cami Moore (Kentucky, 2018)  
**Equipment Manager:** Kortez Wilson (Kentucky, 2014)

## BY CLASS

### Seniors (5)

Ogechi Anyagaligbo  
 Nae Nae Cole  
 Sabrina Haines  
 Amanda Paschal  
 Jaida Roper

### Juniors (4)

KeKe McKinney  
 Chasity Patterson  
 Kameron Roach  
 Tatyana Wyatt

### Sophomores (3)

Dre'una Edwards  
 Blair Green  
 Rhyne Howard

### Freshmen (2)

Emma King  
 Deasia Merrill

## BY HEIGHT

5-5	Chasity Patterson
5-6	Jaida Roper
	Kameron Roach
5-7	Amanda Paschal
5-10	Sabrina Haines
	Emma King
6-0	Blair Green
6-1	Ogechi Anyagaligbo
	KeKe McKinney
	Deasia Merrill
6-2	Tatyana Wyatt
	Rhyne Howard
	Dre'una Edwards
6-3	Nae Nae Cole

## PRONUNCIATION

### Ogechi Anyagaligbo

(oh-GECH-ee on-ya-gull-LEE-bo)

### Jaida Roper (JAY-duh)

### Tatyana Wyatt (TOT-e-on-uh)

### Amanda Paschal (PAS-kel)


### Rhyne Howard (pronounced like RYAN)




# 2019-20 RADIO/TELEVISION CHART



5-10 – R-Sr. – TR – G  
Phoenix, Ariz.  
(Arizona St./Desert Vista HS)



6-1 – Jr. – F  
Knoxville, Tenn.  
(Fulton HS)



6-0 – So. – G  
Harlan County, Ky.  
(Harlan County HS)



6-2 – So. – G  
Cleveland, Tenn.  
(Bradley Central HS)




6-1 – Fr. – F  
Villa Rica, Ga.  
(Villa Rica HS)




5-7 – R-Sr. – G  
Brooklyn, N.Y.  
(Chipley HS/Gulf Coast St. JC)



6-2 – Jr. – F  
Columbus, Ga.  
(Columbus HS)




5-5 – Jr. – T – G  
Houston, Texas  
(North Shore HS/Texas)




6-1 – R-Sr. – F  
Miami, Fla.  
(Miami County Day HS/Stony Brook)




5-6 – Jr. – G  
Hopkins, S.C.  
(Lower Richland HS)




5-6 – Sr. – G  
Memphis, Tenn.  
(Houston HS)



5-10 – Fr. – G  
Stanford, Ky.  
(Lincoln County HS)



6-3 – R-Sr. – TR – C  
Gainesville, Va.  
(NC State/Paul VI HS)




6-2 – So. – F  
Las Vegas, Nev.  
(Liberty HS/Utah)


\* sitting out 2019-20 season due to NCAA transfer rules




Head Coach  
13th Season  
Louisville, Miss.



Associate Head Coach  
(8th overall at UK)  
LaGrange, Ky.



Assistant Coach  
(9th overall at UK)  
Americus, Ga.



Assistant Coach  
(9th overall at UK)  
Winter Haven, Fla.



Asst. AD/Director of Ops.  
(10th overall at UK)  
Somerset, Ky.



## **RHYNE HOWARD • 6-2 • SOPHOMORE • GUARD • CLEVELAND, TENN.**

- Scored 20+ points in three of her last 5 games including a season-high 27 against Grambling State. Has hit 11 3-pointers the last three games.
- Has recorded two double-doubles this season, including 13 points and 11 rebounds at Virginia. Had 14 points and 11 boards vs. The Mount.
- Unanimous National Freshman of the Year last season leading the team with 16.4 points and 6.6 rebounds per game adding 75 assists, 68 steals.



## **SABRINA HAINES • 5-10 • RS-JUNIOR • GUARD • PHOENIX, ARIZ.**

- Is 14-of-30 from 3 this season, including going 4-of-6 from long range against Middle Tennessee for 12 points. Has 10+ points in four games.
- Led Kentucky in scoring in its win at Virginia with 17 points, adding three rebounds. Has hit at least one 3-pointer in every game this season.
- Played in 75 career games with 38 starts at Arizona State before her third season was cut short after only nine games due to injury.



## **AMANDA PASCHAL • 5-7 • RS-SENIOR • GUARD • BROOKLYN, N.Y.**

- Led Kentucky against Middle Tennessee scoring a team-high 16 points with six rebounds and three assists. Had career-high 8 assists against MSU.
- Best game last year vs. Florida grabbing a career-high nine rebounds with six points on two 3s, earning a block, a steal and an assist
- Won a national championship in junior college at Gulf Coast State College. Graduated in May 2019



## **KEKE MCKINNEY • 6-1 • JUNIOR • FORWARD • KNOXVILLE, TENN.**

- First career double-double against Stetson with 10 points and 10 rebounds in 32 minutes of play. Leads UK this season with 13 blocks.
- Played 34 minutes against Middle Tenn. with 6 rebounds, 4 blocks and team-best 4 assist. Leads team and ranks top-25 in nation with 17 blocks.
- Led UK with 29 blocks while she added 33 steals and 34 assists last season scoring five or more points in 15 games with two 10+ performances.



## **TATYANA WYATT • 6-2 • JUNIOR • FORWARD • COLUMBUS, GA.**

- Started six games this season averaging 8.0 points and 6.2 rebounds. Career-high tying 10 rebounds against Stetson with nine points.
- Did not start nor play in UK's win vs. Austin Peay as she was battling symptoms of a migraine headache. Status for Wednesday is unknown.
- Played and started 32 of the Wildcats' 33 games averaging 20.2 minutes per game with 6.9 points per game with 3.8 rebounds per game.



## **BLAIR GREEN • 6-0 • SOPHOMORE • GUARD • HARLAN COUNTY, KY.**

- Scored 12 points vs. Morehead State and Grambling State, marking the first time she has accomplished the feat in consecutive games in her career.
- Played a key 24 minutes at Middle Tennessee scoring six points with five rebounds. Had eight points and two assists against Austin Peay.
- Was named to the SEC All-Freshman Team after scoring 10 or more points in four games with four or more rebounds in five games.



## **JAIDA ROPER • 5-6 • SENIOR • GUARD • MEMPHIS, TENN.**

- Came off the bench to score 13 points with two assists, two steals and one rebound against Mount St. Mary's. Went 6-of-8 from FT line in game.
- Career-high eight assists against Stetson and leads Kentucky with 12 assists this season, adding six steals. Scored 10+ back-to-back games.
- Played an instrumental role in win at Tennessee last season, scoring 10 points, including a 3 in the final minute to stretch Kentucky's lead by five.



## **EMMA KING • 5-10 • FRESHMAN • GUARD • STANFORD, KY.**

- Came off the bench to play 12 minutes and knocked down two 3s in the season opener vs. Mount St. Mary's.
- Impressive shooting guard that came to Lexington with a reputation as a sharp shooter from long range and brings instant offense to the Wildcats.
- Led Lincoln County in scoring as a senior averaging 18.5 points and 7.3 rebounds while hitting 44.3 percent from the field and 38.2 percent from 3.



## **CHASITY PATTERSON • 5-6 • JUNIOR • GUARD • HOUSTON, TEXAS**

- Mid-year transfer from Texas who will have to sit out the 2018-19 season but be eligible following the fall semester of 2019.
- The top ranked point guard in the class of 2017 according to ESPN.com and the Big 12 Preseason Freshman of the Year last season at Texas.
- Incredible high school career at North Shore High School in Houston where she finished as the school's all-time leading scorer with 3,177 points.



## **OGECHI ANYAGALIGBO • 6-1 • RS-SENIOR • FORWARD • MIAMI, FLA.**

- Huge 22 minutes in the post at Middle Tennessee with 10 points and seven rebounds, going 5-of-7 from the field.
- Best game came at Tennessee, recording a season-high 13 points on 6-of-7 shooting with three rebounds and a steal.
- Came to UK after winning AEC Rookie of the Year honors at Stony Brook in 2016. Missed 16-17 for transfer rules and 17-18 due to injury.



## **NAE NAE COLE • 6-3 • RS-SENIOR • CENTER • GAINESVILLE, VA.**

- Played six minutes against Austin Peay and scored seven points with a rebound going 3-of-4 from the field and 1-of-2 from the free-throw line.
- Played 11 minutes at Virginia - her home state - scoring four points with one rebound. Was a perfect 4-of-4 from the free-throw line in the game.
- Played in 61 career games for the Wolfpack from 2015 to 2018 averaging 7.0 minutes per game during her career.



## **KAMERON ROACH • 5-6 • JUNIOR • GUARD • HOPKINS, S.C.**

- Played in 13 games in 2018-19 seeing 4.2 minutes per game before she tore her Achilles towards the end of 2018-19.
- Is still recovering from the injury last season but should be available for Kentucky closer to league play.
- Saw six minutes in the 2018-19 season opener vs. Alabama State with three steals, four rebounds and recorded her first 3 in a game



## **DEASIA MERRILL • 6-1 • FRESHMAN • FORWARD • VILLA RICA, GA.**

- Will miss the 2019-20 season due to an ACL injury in her right knee that she sustained in preseason practice.
- Was a three-time Atlanta Journal-Constitution First-Team All-State performer and was class 5A player of the year as a senior averaging 25.6 points, 15.4 rebounds, 6.3 assists, 5.2 steals and 4.2 blocks per game



## **DRE'UNA EDWARDS • 6-2 • SOPHOMORE • FORWARD • LAS VEGAS, NEV.**

- Transferred to UK after her freshman season at Utah averaging 11.6 points and 6.7 rebounds en route to Pac-12 Freshman of the Year honors.
- Scored 20 or more points three times for the Utes, including 18 double-digit scoring games. Had 21 points vs. UCLA and Arizona.
- Will miss the 2019-20 season due to NCAA transfer rules and a torn ACL she sustained at the end of the 2019 season.



## NATIONAL POLLS

### THE ASSOCIATED PRESS TOP 25

1	Stanford (23)	8-0	740
2	<b>Louisville (5)</b>	<b>8-0</b>	<b>708</b>
3	Oregon	6-1	662
4	UConn (2)	6-0	657
5	Oregon State	7-0	623
6	<b>South Carolina</b>	<b>8-1</b>	<b>609</b>
7	Baylor	7-1	597
8	Florida State	7-0	517
9	Maryland	7-1	507
10	<b>Mississippi State</b>	<b>8-1</b>	<b>472</b>
11	UCLA	7-0	430
12	<b>Texas A&amp;M</b>	<b>5-1</b>	<b>429</b>
13	NC State	8-0	397
14	Indiana	6-1	368
15	<b>Kentucky</b>	<b>7-0</b>	<b>367</b>
16	DePaul	6-1	291
17	<b>Tennessee</b>	<b>7-0</b>	<b>230</b>
18	Gonzaga	6-1	218
19	Michigan State	6-1	184
20	Arizona	7-0	182
21	Miami	5-2	144
22	Missouri State	7-1	101
23	<b>Arkansas</b>	<b>7-1</b>	<b>94</b>
24	Michigan	6-1	42
25	<b>LSU</b>	<b>7-1</b>	<b>41</b>

Other UK opps receiving votes: n/a

### USA TODAY/COACHES PRESEASON TOP 25

1	Oregon(29)	4-0	797
2	Baylor(3)	5-0	767
3	Stanford	5-0	730
4	UConn	5-0	700
5	Oregon State	5-0	655
6	<b>South Carolina</b>	<b>6-0</b>	<b>650</b>
7	<b>Texas A&amp;M</b>	<b>4-0</b>	<b>591</b>
8	<b>Mississippi State</b>	<b>6-0</b>	<b>565</b>
9	<b>Louisville</b>	<b>5-0</b>	<b>557</b>
10	Maryland	5-1	511
11	UCLA	4-0	479
12	NC State	5-0	435
13	Florida State	5-0	424
14	<b>KENTUCKY</b>	<b>5-0</b>	<b>370</b>
15	Michigan State	5-0	345
16	Syracuse	3-1	254
17	DePaul	4-1	247
18	Miami	4-1	171
19	Missouri State	6-1	143
20	South Florida	5-1	139
21	Gonzaga	3-1	134
22	Arizona	6-0	132
23	Indiana	4-0	114
24	<b>Arkansas</b>	<b>5-1</b>	<b>97</b>
25	<b>Tennessee</b>	<b>5-0</b>	<b>91</b>

Other UK opps receiving votes: **LSU 4**

### WEEK-BY-WEEK

DATE	AP	COACHES
Preseason	13	16
Nov. 12	13	--
Nov. 19	13	14
Nov. 26	14	14
Dec. 3	15	
Dec. 10		
Dec. 17		
Dec. 24		
Dec. 31		
Jan. 7		
Jan. 14		
Jan. 21		
Jan. 28		
Feb. 4		
Feb. 11		
Feb. 18		
Feb. 25		
March 4		
March 11		
March 18		

## BY THE BIG BLUE NUMBERS

830 wins in Kentucky Women's Basketball history

650 career points for Rhyne Howard, needing 350 more to join 1K club

453 wins for Kentucky in historic Memorial Coliseum

288 wins by Coach Mitchell in his 12 seasons at Kentucky

234 3-pointers hit in 2018-19 which ranked second most in UK history

100 percent graduation rate under Coach Mitchell

51 number of ranked teams UK had defeated under Coach Mitchell

21 players have received All-SEC honors under Coach Mitchell

12 straight semesters with a overall team GPA above a 3.0

10 straight seasons ranking top 25 in national attendance

9 NCAA Tournament appearances under Coach Mitchell

5 Sweet 16 appearances under Coach Mitchell



## KENTUCKY'S RECORD WHEN ...

	ALL	SEC
Leading or tied at halftime	6-0	0-0
Trailing at halftime	1-0	0-0
Shoot 50 percent or higher	1-0	0-0
Shoot 60 percent or higher	0-0	0-0
Shoot less than 50 percent	6-0	0-0
Shoot higher percentage than opp.	5-0	0-0
Shoot lower percentage than opp	2-0	0-0
Opp. shoot worse than 50 percent	7-0	0-0
Opp. shoot 50 percent or higher	0-0	0-0
Opp. shoot 60 percent or higher	0-0	0-0
Score less than 60 points	1-0	0-0
Score 60 or more points	6-0	0-0
Score 70 or more points	3-0	0-0
Score 80 or more points	2-0	0-0
Score 90 or more points	0-0	0-0
Score 100 or more points	0-0	0-0
Opp. score 30 or less points	0-0	0-0
Opp. score 40 or less points	1-0	0-0
Opp. score 50 or less points	4-0	0-0
Opp. score 60 or less points	7-0	0-0
Opp. score 70 or less points	7-0	0-0
Opp. score 80 or less points	7-0	0-0
Opp. score 60 or more points	0-0	0-0
Opp. score 70 or more points	0-0	0-0
Opp. score 80 or more points	0-0	0-0
Opp. score 90 or more points	0-0	0-0
Outrebound or same as opponent	6-0	0-0
Outrebounded by opponent	1-0	0-0
Commit fewer turnovers than opp.	6-0	0-0
Commit same turnovers as opp.	0-0	0-0
Commit more turnovers than opp.	1-0	0-0
Commit single digit turnovers	1-0	0-0
Force 20 or more turnovers	7-0	0-0
Force 25 or more turnovers	2-0	0-0
Make 6 or more 3-pointers	5-0	0-0
Make 5 or fewer 3-pointers	2-0	0-0
Opp. make 6 or more 3-pointers	2-0	0-0
Opp. make 5 or fewer 3-pointers	5-0	0-0
Game decided by 10 pts or less:	1-0	0-0
Game decided by 1-5 pts:	1-0	0-0
Game decided by 6-10 pts:	0-0	0-0
Game decided by 11-15 pts:	1-0	0-0
Game decided by 16+ pts:	5-0	0-0
Overtime games:	0-0	0-0
Televised games:	7-0	0-0
SEC Network+	5-0	0-0
ESPNU	0-0	0-0
ESPN2	0-0	0-0
ESPN+	1-0	0-0
SEC Network	0-0	0-0
FloHoops	0-0	0-0
ACC Network Extra	1-0	0-0
Games vs. AP ranked opponents:	0-0	0-0
Games vs. AP Top 10	0-0	0-0
Games following a loss:	0-0	0-0
Games following a win:	6-0	0-0
More points in the paint than opp.:	4-0	0-0
Fewer points in the paint than opp.:	1-0	0-0
Same points in the paint than opp.:	2-0	0-0
More points off turnovers:	6-0	0-0
Fewer points off turnovers:	1-0	0-0
Same points off turnovers:	0-0	0-0
More bench points than opp.:	3-0	0-0
Fewer bench points than opp.:	4-0	0-0
Same bench points as opp.:	0-0	0-0
More 2nd-chance points than opp.:	6-0	0-0
Fewer 2nd-chance points than opp.:	1-0	0-0
Same 2nd-chance points as opp.:	0-0	0-0
One UK player scores 10+:	0-0	0-0
Two UK players score 10+:	2-0	0-0
Three UK players score 10+:	3-0	0-0
Four UK players score 10+:	1-0	0-0
Five UK players score 10+:	1-0	0-0
Six UK players score 10+:	0-0	0-0
Seven UK players score 10+:	0-0	0-0
Eight UK players score 10+:	0-0	0-0
On Monday:	0-0	0-0
On Tuesday:	2-0	0-0
On Wednesday:	1-0	0-0
On Thursday:	1-0	0-0
On Friday:	0-0	0-0
On Saturday:	1-0	0-0
On Sunday:	2-0	0-0
In November:	6-0	0-0
In December:	1-0	0-0
In January:	0-0	0-0
In February:	0-0	0-0
In March:	0-0	0-0
In April:	0-0	0-0

## GAME NOTES

### SCOUTING CHARLOTTE

- Charlotte enters Wednesday's game with a 6-1 record, including a 2-0 mark away from the home. The 49ers have been impressive this season with wins over Gardner-Webb, Richmond, at Wake Forest and at ECU. Charlotte is coming off two wins at the Puerto Rico Clasico over Boston College (84-68) and Tulane (60-56).
- In their last outing vs. Tulane, the 49ers shot 42 percent from the field and went 14-of-18 from the free-throw line. Junior guard Octavia Jett-Wilson scored 18 points in the game with two rebounds, while senior guard Jade Phillips scored 14 points with 15 rebounds.
- On the season, Charlotte is averaging 69.0 points per game while limiting opponents to just 60 points per game. The 49ers are hitting 42.6 percent from the field and 30.5 percent from long range while limiting opponents to just 36 percent from the field. On top of a 5.7 rebounding margin, Charlotte is forcing teams into 15.9 turnovers per game and is averaging 15.3 points off turnovers per game.
- Phillips leads the 49ers with 15.4 points and 10.3 rebounds per game, hitting 48 percent from the field with 17 assists. Junior guard Mariah Linney is averaging 13.4 points per game with a team-high 26 assists and 17 3-pointers made. Junior guard Christian Hithe and Jett-Wilson are each averaging over 10 points per game with Hithe adding a team-best 12 steals.

### SERIES HISTORY VS. CHARLOTTE

- This is the second all-time meeting between Kentucky and Charlotte in women's basketball. The 49ers won the first meeting 57-54 on Dec. 11, 1992 at a neutral site.

### SERIES HISTORY VS. CURRENT ALIGNMENT OF CONFERENCE C-USA

- Kentucky is 61-33 all-time against teams that make up the current alignment of C-USA.
- Charlotte is the second C-USA opponent that UK has faced this season. The Wildcats earned their second win of the year at Middle Tennessee, 67-52, on Nov. 10.

### DEPTH EVIDENT EARLY FOR WILDCATS

- In Kentucky's season opener against Mount St. Mary's, three Wildcats - Rhyne Howard, Tatyana Wyatt and Jaida Roper - scored in double figures. Against Middle Tennessee, UK also had three players in double figures in Sabrina Haines, Amanda Paschal and Ogechi Anyagaligbo. It marked the first time since 2015-16 that the Wildcats have had three or more different players score in double figures in its first two games of the season.
- UK currently has 10 players who are healthy and eligible to play and all 10 have scored at least six points this season. Eight of the 10 have scored 10+ in at least one game.
- UK had five players score in double figures against Austin Peay, which was a season high. It was the first time since last December vs. Western Carolina that UK has accomplished that.

### OFFENSE COMING TOGETHER AT RIGHT TIME

- Kentucky finally got the offense it has been looking for against Morehead State and Grambling State, scoring a season-high 79 points against the Eagles and then bested that with 81 points against the Tigers and 81 points against Austin Peay.
- After three quarters vs. the Eagles, UK had scored 71 points and was shooting 48 percent from the field and were 11-of-24 from long range. The Wildcats started with 27 points in the first quarter, which was its most in the first quarter this season and the second most scored in any quarter this year. Four Wildcats scored in double-figures in the game. UK had 18 assists and a season-low six turnovers in the game.
- It was a full 40-minute offense against Grambling with UK shooting 49.1 percent from the field and again recording 18 assists. The Wildcats hit 10 3-pointers in the game.
- In its last 12 quarters of play, the Wildcats have scored 20 or more points in nine quarters.
- In the last three games, UK is hitting 48 percent from the field. The Wildcats has also hit 25 3-pointers in its last three games and posted a combined 56 assist. UK has had 40+ first-half points in the last three games and had 20+ point halftime leads in three straight games.
- Kentucky recorded a season-best 20 assists and hit a season-high 56.7 percent from the field against Austin Peay.

### WILDCATS FIND SHOOTING TOUCH IN THIRD QUARTER AT MTSU

- After a slow start offensively at MTSU, UK answered in a big way in the third quarter, scoring 31 points which was the most points UK has ever scored in the third quarter of a game since going to quarter format in 2015. The Wildcats hit 13-of-20 from the field in the third stanza, including 4-of-5 from long range.



## DEFENSE POWERING CATS EARLY

- The Kentucky defense has been fantastic to start the season, helping Kentucky to a 7-0 record. UK has allowed just 47.4 points per game which ranks third nationally and first in the SEC. UK is the only teams in the league to limit every team they have played this season to 54 points or less.
- In 28 quarters of play this season, UK has limited its opponent to 10 points or less in 10 quarters and 12 points or less in 20 quarters.
- Teams are shooting just 32.9 percent from the field against UK and 23.9 percent from long range against the Wildcats. UK's field-goal percentage defense and 3PFG defense ranks top-25 nationally and third in the SEC.
- Against Grambling State, UK limited the Tigers to a season-low 35 points. The Tigers scored five points in the second quarter and six points in the third quarter, marking the second and third lowest quarter scoring output in a game this season.
- Austin Peay entered last Sunday's game vs. Kentucky averaging 79.5 points per game with the Wildcats holding the Govs to just 52 points.

## TURNOVERS TELL THE TALE

- In seven games, Kentucky has forced 166 turnovers and scored 167 points off turnovers. The points off turnovers stats comprises 33.9 percent of UK's total points.
- UK ranks top-10 nationally and second in the SEC in turnover margin at 9.4 per game while it is also top-15 nationally and second in the SEC in turnovers forced per game at 23.7.
- UK has scored 20 or more points off turnovers in six games and has forced 20 or more turnovers in every game.
- Against Morehead State, UK forced 25 turnovers and scored a season-high 35 points off those miscues. The Wildcats forced 25 turnovers vs. Grambling State.

## NOW SLOWING HOWARD DOWN

- It has been a strong start to the 2019-20 season for the reigning national freshman of the year as she is averaging 17.9 points per game with 6.1 rebounds per game, 18 assists, 10 blocks and 15 steals.
- It has been an impressive stretch lately for Howard, who has scored 20 or more points in three of her last five games. The stretch started with 24 points against Stetson before a double-double against Virginia with 13 points and 11 rebounds. Against MSU and GSU, Howard scored 24 points against Eagles hitting five 3s while she scored a season-high 27 points against Grambling with four made 3s and five rebounds.
- Has 650 career points, needing 350 more to join 1,000 point club. Although she will not become the fastest to 1,000 career points in program history - Valerie Still accomplished the feat in 44 games (!!!) - she needs to average just 13 points over the next 28 games to become the second fastest to 1,000 career points (Leslie Nichols scored 1,000 in 66 games).
- In 39 career games (she missed one game last season due to injury), Howard is already the leading career point scorer on the team and also has recorded some impressive numbers:
  - \* Hit at least one 3-pointer in 34 career games
  - \* Made three or more 3-pointers in 14 games
  - \* Scored 10+ points in 32 games
  - \* Scored 15+ points in 25 games
  - \* Scored 20+ points in 13 games
  - \* Led UK in scoring in 21 games
  - \* Led UK in rebounding in 21 games

## WILDCATS RETURN 11 LETTERWINNERS FROM LAST SEASON

- Head coach Matthew Mitchell, who was named the Co-SEC Coach of the Year last season, returns a lengthy list of players for the 2019-20 season, including the reigning unanimous national freshman of the year in Rhyne Howard. In total, the Wildcats return 63 percent of its scoring, 62 percent of its made 3-point field goals, 87 percent of its offensive rebounding, 81 percent of its total rebounding, 60 percent of its assists, 77 percent of its blocks and 58 percent of its steals.
- UK returns 11 letterwinners in total, including three starters in Howard, KeKe McKinney and Tatyana Wyatt. McKinney averaged 4.3 points and 4.9 rebounds per game last season while Wyatt averaged 6.9 points and 3.8 rebounds per game. Also returning is Jaida Roper, who averaged 6.5 points per game, and Blair Green, who averaged 5.3 points per game. Ogechi Anyagaligbo, Amanda Paschal and Kameron Roach also return. Anyagaligbo played in 28 games last season while Paschal played in 33 games with six starts.

## KENTUCKY UNDER COACH MITCHELL

(2007-Present)	Total
Home Games.....	174-40
Memorial Coliseum .....	166-31
Rupp Arena.....	8-9
Road Games.....	78-64
Neutral Sites.....	36-21
SEC Games.....	119-70
Home .....	67-27
Road .....	52-42
Regular season, non-conference.....	139-33
Home .....	103-9
Road .....	26-21
Neutral .....	9-3
vs. ranked teams in non-conference.....	13-16
SEC Tournament.....	16-12
NCAA Tournament .....	17-9
WNIT.....	3-2
Leading or tied at halftime.....	233-28
Trailing at halftime .....	55-100
Shoot 50 percent or higher.....	48-5
Shoot less than 50 percent .....	238-120
Shoot higher percentage than opp. ....	158-17
Shoot lower percentage than opp. ....	74-106
Shooting same percentage as opp.....	2-2
Opp. shoots worse than 50 percent .....	278-86
Opp. shoots 50 percent or higher .....	10-39
Score fewer than 60 points.....	24-50
Score 60 or more points.....	258-71
Score 70 or more points.....	187-30
Score 80 or more points.....	105-5
Score 90 or more points.....	43-1
Score 100 or more points.....	18-0
Opp. scores 30 or fewer points.....	2-0
Opp. scores 40 or fewer points.....	21-0
Opp. scores 50 or fewer points.....	68-1
Opp. scores 60 or fewer points.....	169-13
Opp. scores 70 or fewer points.....	246-46
Opp. scores 80 or fewer points.....	273-86
Opp. scores 60 or more points .....	115-95
Opp. scores 70 or more points .....	38-72
Opp. scores 80 or more points .....	5-36
Opp. scores 90 or more points .....	2-10
Outrebounded or same as opponent .....	193-44
Outrebounded by opponent .....	95-81
Commits fewer turnovers than opp. ....	236-65
Commits same turnovers as opp. ....	4-10
Commits more turnovers than opp. ....	48-50
Force 30 or more turnovers .....	34-1
Makes 6 or more 3-pointers .....	156-38
Makes 5 or fewer 3-pointers.....	133-88
Game decided by 10 pts or fewer.....	110-71
Game decided by 1-5 pts: .....	54-33
Game decided by 11-15 pts: .....	43-24
Game decided by 16+ pts: .....	131-22
Overtime games .....	11-5
Televised games .....	199-92
Games vs. ranked opponents.....	51-69
Games vs. top 10 ranked opponents .....	16-43
Games following a loss.....	78-34
Games following a win.....	196-90
More points in the paint than opp. ....	201-32
Fewer points in the paint than opp. ....	73-83
Same points in the paint than opp. ....	14-10
More bench points than opp. ....	213-56
Fewer bench points than opp. ....	71-66
Same bench points as opp. ....	4-3
More 2nd-chance points than opp. ....	191-61
Fewer 2nd-chance points than opp. ....	75-56
Same 2nd-chance points as opp. ....	22-8
On Monday.....	13-10
On Tuesday.....	14-5
On Wednesday.....	19-2
On Thursday .....	77-38
On Friday .....	37-8
On Saturday.....	29-12
On Sunday .....	99-50
In November .....	74-9
In December .....	53-22
In January .....	66-37
In February .....	54-32
In March .....	40-24
In April.....	0-1



## SEC STANDINGS (12/03/19)

Team	SEC	Pct.	All
Alabama	0-0	.000	5-2
Arkansas	0-0	.000	7-1
Auburn	0-0	.000	3-4
Florida	0-0	.000	5-2
Georgia	0-0	.000	6-2
Kentucky	0-0	.000	7-0
LSU	0-0	.000	7-1
Mississippi State	0-0	.000	8-1
Missouri	0-0	.000	2-6
Ole Miss	0-0	.000	5-3
South Carolina	0-0	.000	8-1
Tennessee	0-0	.000	7-0
Texas A&M	0-0	.000	5-1
Vanderbilt	0-0	.000	5-3

# - Regular season champions

^ - Tournament champions

## CAREER DOUBLE-DOUBLES

### TATYANA WYATT: 1 CAREER (0 SEASON)

2017-18 (1)

20 points, 10 rebounds vs. Evansville, 12-5-17

### KEKE MCKINNEY: 1 CAREER (1 SEASON)

2019-20 (1)

10 points, 10 rebounds vs. Stetson, 11-13-19

### RHYNE HOWARD: 7 CAREER (2 SEASON)

2019-20 (1)

14 points, 11 rebounds vs. Mount St. Mary's, 11-5-19

13 points, 11 rebounds at Virginia, 11-16-19

2018-19 (5)

25 points, 12 rebounds vs. North Carolina, 11-24-18

17 points, 10 rebounds vs. Morehead State, 11-28-18

25 points, 10 rebounds at Louisville, 12-09-18

20 points, 11 rebounds vs. Ole Miss, 1-13-19

18 points, 14 rebounds vs. Arkansas, 2-17-19

## KENTUCKY RANKED INSIDE TOP 20 IN BOTH MAJOR POLLS

- For the 11th time under head coach Matthew Mitchell, UK began the season ranked or receiving votes in the Associated Press Top 25 and/or USA Today/Coaches' Top 25. The Wildcats sit at No. 15 in the AP listing while they are No. 14 in the coaches' poll.
- In the AP poll, UK will face No. 2 Louisville, No. 6 South Carolina (twice), No. 10 Mississippi State, No. 12 Texas A&M, No. 17 Tennessee, No. 23 Arkansas and No. 25 LSU. In the coaches' poll, UK is scheduled to play No. 6 South Carolina (twice), No. 7 Texas A&M, No. 8 Mississippi State, No. 9 Louisville, No. 24 Arkansas and No. 25 Tennessee.
- Louisville, Tennessee, South Carolina and Mississippi State will all make trips to Lexington this season, setting the stage for some of the biggest games of the season to happen in front of the Big Blue Nation.
- UK started the season ranked No. 13 in the AP poll and No. 16 in the coaches' poll, which was the highest preseason rankings for the Wildcats since the 2014-15 team started at No. 11 in the AP Top 25 and No. 10 in the Coaches' Top 25. UK has finished its season ranked in the top 25 of both major listings nine of the last 10 seasons under Mitchell.
- Kentucky has been a mainstay in the AP poll over the last 10 years. In the last 197 polls, the Wildcats have been ranked or receiving votes 180 times only being left out of 17 polls.

## KENTUCKY IN THE SPECIALTY STATS

- UK's success the past few seasons could be attributed to its edge in the specialty stats. Below is a look at how UK has used these typically very important stats to its advantage:

Points in the Paint	UK 202, Opps. 158
Points off Turnovers	UK 167, Opps. 79
Second-Chance Points	UK 97, Opps. 73
Fast Break Points	UK 55, Opps. 44
Bench Points	UK 150, Opps. 149

## MORRIS, MURRAY HEADLINE DEPARTING SENIORS FROM 2018-19

- Point guard Taylor Murray and shooting guard Maci Morris have been mainstays in the Kentucky women's basketball program the past four seasons with one of them in the starting lineup in every game but one since the start of the 2015-16 season.
- Morris started all 129 games she played in, missing two games in her career, while Murray played in 127 games with 93 starts. Combined the two scored 3,051 points the past four seasons with 640 assists, 877 rebounds, 409 steals and 310 3-pointers made.

## WILDCATS LOOKING TO CONTINUE 3-POINT SHOOTING

- Kentucky shot 36.4 percent from 3 last season which was the fourth-best 3-point field goal percentage for a season in program history and the second best ever during Coach Mitchell's tenure. UK hit 234 3-pointers, which was the second most in a season in program history.
- The Wildcats are looking to continue that 3-point production this season as it returns three of its top four 3-pointer shooters from last season. UK also adds some talented deep shooting threats to the squad in Chasity Patterson, Sabrina Haines and Emma King.
- Maci Morris has led Kentucky in 3-point shooting three of the last four seasons, including hitting 75-of-166 last season for 45.2 percent.
- So far this season, UK is 48-of-157 from 3 for 30.6 percent. Howard leads UK with 19 makes, while Haines leads the SEC at 45.7 percent (14-for-30).

## MCKINNEY, WYATT KEY IN POST FOR UK

- Kentucky's two junior posts - KeKe McKinney and Tatyana Wyatt - are going to be key to the Wildcats' success this season. Both figure to get a majority of the post minutes for the Wildcats. McKinney is averaging 28.4 minutes per game while Wyatt is averaging 17.9. McKinney has started every game while Wyatt missed the Austin Peay game with illness.
- Both players have played great so far this season. McKinney ranks third on the team in rebounding and recorded her first career double-double against Stetson with 10 points and 10 rebounds. McKinney led Kentucky with four assists against Middle Tennessee. The forward missed the final minutes of the UVA game due to injury but returned and started against Morehead State. She has a team-best 17 blocks this season, which ranks high nationally and has recorded four or more blocks in three games.
- Wyatt scored 10 points in the opener with five rebounds and followed with seven points and five rebounds against Middle Tennessee. The junior nearly had a double-double against Stetson with 10 rebounds and nine points and Morehead with 10 points and eight rebounds. Wyatt has scored seven or more points in five games and has five or more rebounds in five games. She is first on the team with 6.2 rebounds per game and third with 8.0 ppg.
- McKinney played in 31 games with 28 starts last season and averaged 4.3 points per game and 4.9 rebounds per game. The forward led Kentucky in blocks with 29. McKinney scored in



double figures twice last season with 10 points vs. USF and 13 vs. Middle Tennessee. She had five or more rebounds in 18 games.

- Wyatt played and started in 32 games but has been banged up a bit this preseason with a lingering foot issue. When healthy, Wyatt is a big weapon for the Wildcats with her ability to stretch the floor and play inside and out. The forward averaged 6.9 points last season and 3.8 rebounds, hitting 9-of-32 from beyond the arc. Wyatt scored 10+ in eight games, including 16 points and six rebounds against Western Carolina.

### HAINES FITTING RIGHT IN FOR CATS

- Sabrina Haines has been a perfect fit for the Wildcats so far, sitting second on the team with 11.0 points per game. Haines is 14-of-30 from long range for 46.7 percent, while she is averaging 5.4 rebounds per game with 12 assists. She has hit a 3 in every game.
- Haines started her season with seven points and eight rebounds against Mount St. Mary's, while she had 12 points going 4-of-6 from the 3-point line against Middle Tennessee. After recording eight points and six rebounds against Stetson, Haines led Kentucky in scoring at Virginia with 17 points, going 6-of-12 from the field and 2-of-4 from long range. She had 14 points and five rebounds against Morehead State.

### HOWARD NAMED PRESEASON ALL-SEC BY MEDIA, COACHES

- Sophomore guard Rhyne Howard has been tabbed Preseason All-SEC First Team by league media and league coaches. Howard received several player of the year votes by the media.
- Howard is coming off an incredible first season at Kentucky where she was named a unanimous national freshman of the year by ESPNW, USBWA and WBCA. The national honors were added to her already lengthy list of honors last season as the SEC Freshman of the Year by league coaches and SEC Newcomer of the Year by the Associated Press. She was also named WBCA All-America honorable mention, first-team All-SEC, SEC All-Freshman Team and second-team All-SEC by the AP.

### HOWARD ADDS NATIONAL WATCH LISTS TO PRESEASON HONORS

- On day it was the John R. Wooden Award Top 30, the next day was the Citizen Naismith Trophy Top 50 and the three-day span ended with the Women's Basketball Coaches Association Wade Watch List, putting Rhyne Howard on all three major national player of the year watch lists this preseason.
- Howard was one of 30 players on the John R. Wooden Award Preseason Watch List and one of 50 players on the Citizen Naismith Trophy Preseason Watch List. The sophomore was also named to the 2020 Cheryl Miller Award Preseason Watch List in late October. The John R. Wooden Award and Citizen Naismith Trophy are presented to the player of the year in women's college basketball while the Cheryl Miller Award is presented to the nation's best small forward.

### KENTUCKY PICKED TO FINISH 4TH BY LEAGUE COACHES, MEDIA

- A panel of league media and all 14 league coaches voted the Wildcats to finish fourth in the SEC this season in the annual preseason poll. If the Wildcats do grab a top-four finish in the league, it will be the 11th time in Matthew Mitchell's 13-year tenure the Wildcats have finished in the top tier of the league.
- The complete coaches' poll was: TAMU, SC, MSU, UK, ARK, LSU, UT, AU, MU, UGA, BAMA, VU, MISS, UF.
- The complete media poll was: SC, TAMU, MSU, UK, ARK, UT, AU, LSU, MU, UGA, BAMA, UF, MISS, VU.

### DEASIA MERRILL SUSTAINS KNEE INJURY, WILL MISS 2019-20 SEASON

- Freshman forward Deasia Merrill sustained a torn anterior cruciate ligament in her right knee during preseason practice and will miss the 2019-20 season.
- Merrill enrolled at UK this summer as a true freshman after being one of the best players in the state of Georgia in high school. The native of Villa Rica, Ga., was a three-time Atlanta Journal-Constitution First-Team All-State performer and was class 5A player of the year as a senior averaging 25.6 points, 15.4 rebounds, 6.3 assists, 5.2 steals and 4.2 blocks per game. Merrill was a four-star prospect by ESPN.com, which ranked her the 66th best prospect and eighth best forward in the 2019 class.

### HOWARD WINS BACK-TO-BACK GOLDS FOR TEAM USA

- In the summers of 2018 and 2019, Rhyne Howard traded in her UK Blue and White for USA Red, White and Blue and shined on the international stage.
- In 2018, Howard played in the FIBA U18 Women's Americas Championship earning MVP honors for the event after averaging 8.5 points and 4.7 rebounds per game. Howard hit 45.5 per-

## 20-POINT SCORING GAMES

TATYANA WYATT		1
20	vs. Evansville	12/5/17
RHYNE HOWARD		13
29	vs. Southern	11/11/18
20	vs. UCLA	11/23/18
25	vs. North Carolina	11/24/18
25	at Louisville	12/09/18
25	vs. Murray State	12/21/18
20	vs. Ole Miss	1/13/19
21	at Texas A&M	1/27/19
23	at Alabama	2/11/19
25	vs. Missouri	3/8/19
21	at NC State	3/25/19
24	vs. Stetson	11/13/19
24	vs. Morehead State	11/21/19
27	vs. Grambling State	11/26/19

## 2019-20 HONORS

### RHYNE HOWARD

- Citizen Naismith Trophy Top 50 Watch List
- John R. Wooden Award Top 30 Watch List
- Cheryl Miller Award Preseason Watch List
- WBCA Preseason Wade Watch List
- Preseason All-SEC First Team (league media)
- Preseason All-SEC First Team (league coaches)



## STARTING LINEUP RECORDS

Team	G	G	G	F	F	Result
Mt. St. Mary's	Paschal	Haines	Howard	McKinney	Wyatt	W, 67-44
Middle Tenn.	Paschal	Haines	Howard	McKinney	Wyatt	W, 67-52
Stetson	Paschal	Haines	Howard	McKinney	Wyatt	W, 67-48
Virginia	Paschal	Haines	Howard	McKinney	Wyatt	W, 50-47
Morehead St.	Paschal	Haines	Howard	McKinney	Wyatt	W, 79-54
Grambling St.	Paschal	Haines	Howard	McKinney	Wyatt	W, 81-35
Austin Peay	Paschal	Haines	Howard	McKinney	Anyagaligbo	W, 81-52
Charlotte						
Samford						
Winthrop						
Louisville						
Cal						
S. Carolina						
Tennessee						
Alabama						
Florida						
Texas A&M						
LSU						
Auburn						
Missouri						
Florida						
Alabama						
Arkansas						
Miss. State						
Ole Miss						
S. Carolina						
Georgia						
Vanderbilt						

### Record by Lineups:

1.	Paschal	Haines	Howard	McKinney	Wyatt	6-0
2.	Paschal	Haines	Howard	McKinney	Anyagaligbo	1-0

**bold** indicates last starting lineup used

## COMEBACK CATS

The Cats are 95-59 (.616) in "close games" (games decided by 10 points or fewer) under Matthew Mitchell.

### BIGGEST COMEBACKS

- 19 Miami (Ohio), 53-34, 16:27 in second half, (won, 77-71) 11/21/00
- 18 Miami (Ohio), 14:35 in second half, (won, 108-102, OT) 12/21/02
- 18 MTSU, 31-13, 3:54 in first half (also down 46-29, 14:29 in 2nd half) (won, 68-66) 1/8/89
- 17 Oregon State, 38-21, 2:29 in first half (won 73-70) 11/25/04
- 17 WKU, 30-47, 17:09 in second half, (won 76-63) 12/22/03
- 17 Villanova, 19-2, 11:52 in first half (won 63-54) 12/29/96
- 16 Louisville, 32-16, 6:44 in first half (won 77-68) 12/7/14
- 16 South Carolina, 30-46 in second half, (won, 78-74) 2/14/13
- 16 Vanderbilt, 53-37, 11:19 in second half (won, 74-68) 1/6/89
- 16 Ole Miss, 24-8, 6:51 in first half (won, 69-61) 2/8/07
- 15 Mississippi State, 54-39, 15:18 in second half (won, 76-67) 3/6/15

### BIGGEST COMEBACKS IN THE MITCHELL ERA

- 16 Louisville, 32-16, 6:44 in first half (won 77-68) 12/7/14
- 16 South Carolina, 30-46 in second half, (won, 78-74) 2/14/13
- 15 Mississippi State, 54-39, 15:18 in second half (won, 76-67) 3/6/15
- 14 Baylor, 40-26, 18:31 in the second half (won, 74-64) 11/17/14
- 14 Louisville, 21-7, 11:16 in first half (won 69-64) 12/1/13
- 14 Louisville, 35-21, 15:08 in second half, (won, 48-47) 12/2/12
- 14 Florida, 20-6, 12:46 in first half, (won, 71-67) 3/2/12
- 14 Mississippi St., 40-26, 18:52 in second half, (won, 76-65) 3/6/10
- 13 North Carolina, 60-47, 3:43 in third quarter (won, 85-75) 11/24/18
- 13 Auburn, 25-12, 9:52 in first half, (won, 73-71) 1/19/14
- 12 Arizona State, 37-25, 5:01 in second half, (won, 68-64ot) 11/15/15
- 12 Cincinnati, 18-6, 13:18 in first half, (won, 58-55) 11/17/08

## MEDIA INFORMATION

### CREDENTIAL REQUESTS

Requests for media credentials and parking passes for 2019-20 Kentucky WBB home games should be made to Evan Crane at wesley.crane@uky.edu. Requests for UK away games should go to the media relations office of the home team.

### UK WEBSITE -- UKATHLETICS.COM

Visit the official University of Kentucky Athletics web site at ukathletics.com. The official Southeastern Conference web site is secsports.com.

### GET LIVE STATS ON YOUR LAPTOP!

The University of Kentucky has partnered with StatBroadcast Systems to provide stats technologies, namely its StatMonitr wireless stat monitors and online media stats, at Kentucky home women's basketball games this season. To access live game stats on your personal laptop, go to: <http://kentucky.statbroadcast.com>. The password is gocats1920.

### UK MEDIA CONFERENCE

Each game week in the UK Media Room head coach Matthew Mitchell will hold a press conference to discuss the upcoming game. Selected players are available following the press conference. Check with UK media relations for exact times and dates. Selected quotes from the media conference are available via ukathletics.com.

### WEEKDAY INTERVIEWS

Interview Policies-General — All interviews with Kentucky women's basketball players or staff members must be arranged through the Athletics Communication and Public Relations office. Media should never contact a player or coach directly. In accordance with NCAA time management legislation, player interview requests must be submitted by Sunday at noon for the following week. Team locker rooms, and other team quarters are private team areas. Media members are not permitted in these areas unless accompanied by appropriate University personnel.

### POST GAME INTERVIEWS

The visiting team coach and select players will be available in the Memorial Coliseum media room following a 10-minute cooling off period. UK's Matthew Mitchell will follow the visiting coach and UK players will be last. A member of the Athletics Communication and Public Relations staff will solicit media requests for players at the final media timeout. After the game, those players will be escorted to the interview area along with their coaches by a member of that school's media relations office as well as a representative of Athletics Communications and Public Relations. Quotes will be available for all working media in the Athletics Communications and Public Relations office and on the official UK web site, ukathletics.com.

### PRACTICE SCHEDULE

Practice usually runs from 3:30 - 6 p.m. ET in the Joe Craft Center. Practices are open to the media. However, we ask you to please call in advance due to changing practice schedules during the season. Contact Evan Crane for further information.



cent from the field and 31.8 percent from long range in the event with 18 assists, 11 steals and 8 blocks.

- The following summer, Howard continued her successful stretch playing for Team USA as she led the Red, White and Blue in scoring on its way to winning the 2019 FIBA U19 World Cup championship in Bangkok, Thailand. For her efforts, Howard was tabbed to the all-tournament team. Howard, who had 10 points, seven rebounds, three assists, two steals and two blocks in the championship game, led the USA in scoring throughout the week averaging 13.1 points per game with 5.1 rebounds per game and hitting 44.7 percent from long range.

### THE MAGIC "80"

- The Wildcats hold a remarkable 351-23 (.938) record since 1974 when scoring 80 points or more. The last loss came at South Carolin on Feb. 26, 2017 when the Cats fell 95-87 in the regular-season finale. UK is 105-5 (.954) under Mitchell when scoring 80 points or more.

### UK IN OVERTIME

- UK is 30-27 all-time in overtime games, including a 11-5 mark under Mitchell, who is 13-6 in his 11-year career as a head coach in OT. UK is 0-0 this season.

### KENTUCKY ALL-TIME

- Kentucky is 830-540 (.605) in its 46th year of varsity women's basketball, including 288-125 (.696) in 13 seasons under Matthew Mitchell.

### KENTUCKY ALL-TIME AT HOME

- Kentucky is 480-173 all-time at home for a winning percentage of .735. UK is 453-157 (.742) all-time in Memorial Coliseum and 27-18 (.600) all-time in Rupp Arena.
- If you do the math, you will notice UK's losses in Memorial Coliseum and Rupp Arena are two more than UK has home losses. That reason is because UK's NCAA Tournament Sweet 16 game vs. Washington at Rupp Arena on March 25, 2016 and its NCAA Tournament game vs. Indiana on March 18, 1983 at Memorial Coliseum cannot count towards UK's home record.

### MITCHELL MOVES INTO ELITE SEC COMPANY

- Kentucky's dominating 89-57 victory over Ole Miss on Jan. 26, 2017 was an historic one for Kentucky head coach Matthew Mitchell. The win was his 97th all-time in SEC play as a head coach, which ranked him 10th all-time on the SEC's career wins list. UK's win at Arkansas on Feb. 16 was Mitchell's 100th career SEC win.
- Since arriving in Lexington in 2007, Mitchell has led Kentucky to unprecedented success. On top of leading UK to its first SEC Regular Season Championship in 30 years in 2012, Mitchell has four SEC Tournament title game appearances, 10 top-four finishes in the league and has coached 21 all-conference performances, including four SEC Player of the Year honorees.

### MITCHELL TURNS PROGRAM AROUND

- In 2009-10, Coach Mitchell implemented the "40 minutes of dread" style of play and it started Kentucky on an impressive run of success over the last 10 seasons.
  - Advanced to a school-record eight straight NCAA Tournaments (2010-2017), including three Elite Eight trips during that span with 15 NCAA Tournament wins.
  - Ten top-four SEC finishes, including winning the SEC regular season title in 2012, its first in 30 years.
  - Advanced to the SEC Tournament championship game four times

### 20+ WIN SEASONS UNDER MITCHELL

- The Wildcats have won 20 or more games 19 times in 46 years of varsity basketball, including a school-record eight in a row from 2010-2017. It's important to note that UK had just 10 20-win seasons in its first 33 years of varsity women's basketball, but has nine in 13 seasons of the Matthew Mitchell era.

### MATHIES ENSHRINED IN HALL OF FAME CLASS OF 2019

- A'dia Mathies was enshrined in the UK Athletics Hall of Fame in September of 2019 becoming the second Matthew Mitchell coached player to be inducted into the prestigious hall of fame. Victoria Dunlap was the first. Below is a recap of Mathies career at Kentucky.
- AP All-American second team (2013) and third team (2012) ... Two-time finalist for the John R. Wooden Award and the Naismith Trophy ... SEC Player of the Year as a junior and senior ... UK's all-time leader in steals (320), games played (140) and started (139), while ranking second in scoring (2,014) and 3FG made (177), third in FG made (712), FT made (413) and ninth in assists (349) ... First player in UK history (men or women) to accumulate over 2,000 points, 600 rebounds, 300 assists and 300 steals in a career... Part of UK's all-time winningest

### UK IN NCAA/SEC STATS

TEAM (AS OF 12/03/19)			
CATEGORY	NCAA	SEC	STAT
Ast/TO Ratio	54	4	1.1
Assists	63	6	111
Assists/game	59	4	15.9
Blocks	45	4	33
Blocks/game	44	4	4.7
Fewest Fouls	81	3	107
Fewest TOs	104	3	100
FG%	163	14	40.1
FG% defense	21	3	32.9
FT Attempts	149	12	125
FT Made	176	12	82
FT%	220	8	65.6
Personal Fouls/game	49	4	15.3
Rebound margin	92	10	5.1
Rebounds	134	12	279
Rebounds/game	121	10	39.8
Scoring Defense	3	1	47.4
Scoring Margin	23	4	22.9
Scoring Offense	116	10	70.3
Steals	123	8	60
Steals/game	144	7	8.6
3FG% defense	21	3	23.9
3FG made	98	5	46
3FG/game	106	4	6.9
3FG%	193	8	30.6
TO margin	8	2	9.4
TOs Forced	14	2	23.7
TOs/game	67	3	14.3
W-L%	1	1	100.0
INDIVIDUAL			
CATEGORY	NCAA	SEC	STAT
Ast-TO ratio- Paschal	100	5	1.9
Roper	130	7	1.7
Assists- Roper	127	9	28
Paschal	143	10	27
Asts/gm- Roper	130	6	4.0
Paschal	158	8	3.9
Blocks- McKinney	21	5	17
Howard	104	11	10
Blocks/gm- McKinney	22	4	2.4
Howard	119	11	1.4
Field Goals- Howard	103	10	44
Points- Howard	86	8	125
Points/gm- Howard	65	4	17.9
Free Throw%- Howard	114	5	81.8
Steals- Howard	133	9	15
Steals/gm- Howard	156	6	2.1
3PT FG Att.- Howard	2	2	59
3PT FG Made- Howard	55	2	19
3PT FG/gm- Howard	58	2	2.7
Haines	180	5	2.0
3PT FG %- Haines	45	1	46.7
Howard	203	8	32.2



## STAT SUPERLATIVES

Here are some UK career statistical superlatives among current players:

Most Games Played:  
102 Jaida Roper  
70 Amanda Paschal  
68 KeKe McKinney

Most Games Started:  
52 KeKe McKinney  
40 Rhyne Howard

Consecutive Games Started:  
39 Rhyne Howard

Games with Double-Figure Scoring:	2019-20	Career
Rhyne Howard	6	32
Tatyana Wyatt	2	17
Jaida Roper	3	16
Amanda Paschal	1	7
KeKe McKinney	2	8
Blair Green	2	6
Ogechi Anyagligbo	2	3
Sabrina Haines	4	4

Current Streak of Consecutive Games with Double-Figure Scoring:  
4 by Rhyne Howard  
2 by Jaida Roper  
1 by Sabrina Haines, Ogechi Anyagligbo, KeKe McKinney

Games with Double-Figure Rebounding:	2019-20	Career
Rhyne Howard	2	8
KeKe McKinney	1	3
Tatyana Wyatt	1	2
Ogechi Anyagligbo	0	1

Consecutive Games with Double-Figure Rebounding:  
n/a

Games with a Double-Double:	2019-20	Career
Rhyne Howard	2	7
Tatyana Wyatt	0	1
KeKe McKinney	1	1

Consecutive Games with Double-Double:  
n/a

40-point games:	2019-20	Career
n/a		

30-point games:	2019-20	Career
n/a		

20-point games:	2019-20	Career
Rhyne Howard	3	13
Tatyana Wyatt	0	1

Consecutive 20-point games:  
n/a

Consecutive Games with a 3-pointer:  
9 by Rhyne Howard  
7 by Sabrina Haines  
3 by Jaida Roper

Consecutive Games with at least one steal:  
4 by KeKe McKinney  
2 by Sabrina Haines  
2 by Jaida Roper  
1 by Ogechi Anyagligbo, Rhyne Howard

class with an overall 111-30 (.787) record ... Helped UK claim an SEC regular-season title for the first time in 30 years in 2012 ... Advanced to four NCAA Tournament Sweet 16s and three Elite Eights.

## VALERIE STILL IN WBB HALL OF FAME CLASS OF 2019

- The all-time leading scorer in both men's and women's basketball history at Kentucky – Valerie Still – was officially inducted into the prestigious Women's Basketball Hall of Fame in the summer of 2019.
- Still is the first UK player to be inducted into the WBB Hall of Fame for her playing days at Kentucky. Ceal Barry, who was one of the first ever female scholarship athletes at Kentucky, was inducted into the 2018 class for her work as a coach and administrator. Former UK head coach Mickie DeMoss was also inducted into the 2018 class.
- Although Still played long ago (1979-83), she remains the top Wildcats in UK's women basketball annals. She was honored as such on Jan. 12, 2003 with a jersey retirement ceremony at halftime of the Alabama game. She became the first female letter winner in any UK sport to have her jersey retired.

## THE KENTUCKY WBB COACHING STAFF HAS ...

- Combined the Kentucky women's basketball staff has compiled over 80 years of experience at the Division I level, including coaching or playing in a combined 42 NCAA Tournaments with eight Final Fours, four national championships and a WNBA Championship.
- Elzy and Butts are in their second stint in Lexington after serving on Mitchell's staffs before. Butts was an associate head coach on Mitchell's first staff at Kentucky before Elzy joined the staff for four successful seasons. Amber Smith is in her second year as an assistant coach but has been a part of the Kentucky program for nearly a decade.
- Dunn, who is a Women's Basketball Hall of Famer, has over 40 years of coaching experience, including three decades in the collegiate ranks. Dunn is now the special assistant to the head coach after serving as an assistant coach the last two seasons.

## CATS SHINE IN THE CLASSROOM

- Matthew Mitchell has put an emphasis on academics since arriving on campus as the Wildcats have had a 3.0 team GPA or better each of the last 12 semesters. In the fall of 2016, the Wildcats posted a 3.517 team GPA, which was the highest GPA for a semester in the Mitchell era. UK followed that with a 3.464 team GPA in the spring with four players earning 4.0s. Under Mitchell, 42 Wildcats have been tabbed to the SEC Academic Honor Roll and 100 percent of Mitchell's players have received their degrees.

## EIGHT CATS PLAYING OVERSEAS

- Kentucky women's basketball currently has eight alumnae who signed professional contracts to play overseas for the 2019-20season.
  - Evelyn Akhator is playing for Avenida (Spain)
  - Azia Bishop is playing for Hume City B. (Australia)
  - Bria Goss spent time this past season with the Indiana Fever (USA)
  - Maci Morris is playing for Empoli (Italy)
  - Taylor Murray is playing for Vasas Akademia (Hungary)
  - Jennifer O'Neill is playing for Artego Bydgoszcz (Poland)
  - DeNesha Stallworth is playing for CCC Polkowice (Poland)
  - Janee Thompson is playing for Zabiny Brno (Czech Republic)

## 10 STRAIGHT YEARS TOP 20 IN ATTENDANCE

- Big Blue Nation has shown its support once again as the University of Kentucky women's basketball program ranked 18th nationally in average attendance during the 2018-19 season with 4,767 fans per game. This marks the 10th straight year the Wildcats have finished in the top 20 in NCAA national average attendance.
- Throughout 18 home games – two played inside historic Rupp Arena – Kentucky accumulated a total season attendance of 85,807, an increase over last year's previous home attendance of 82,984.
- Kentucky has averaged 4,500 or more fans every year since 2009-10. The Wildcats have continuously pushed the school's attendance numbers to new altitudes. Kentucky was a part of two of the top-15 most attended games in the nation during the 2018-19 season.
- The Wildcats attracted large crowds not only in Lexington, but all across the country. A total of 154,112 fans attended Kentucky games, ranking the team 15th nationally.
- The Southeastern Conference once again led the nation in attendance with an average of 4,277 fans per game and a total attendance of 1,009,427. The Big Ten remained second in



the rankings with a total attendance of 957,325.

## MATTHEW AND JENNA MITCHELL DONATE \$1 MILLION TO UK ATHLETICS

- In June of 2014, Coach Matthew Mitchell and his wife, Jenna, pledged \$1 million over the next 10 years to the University of Kentucky Athletics Department. The donation will provide UK Athletics \$100,000 per year over the next 10 years to be used for a variety of capital projects, including updates and renovations for football. The donation is the largest ever given by a UK athletics employee to the athletics department.
- Matthew and Jenna have been very active in the Lexington community since arriving in Lexington. In October 2016, Matthew and Jenna were presented the Community Service Award by the Urban League of Lexington.

## MITCHELL IN THE SEC

Kentucky women's basketball head coach Matthew Mitchell has had a great tenure with the Wildcats and earned 112 career wins in Southeastern Conference play. That win total ranks him third amongst active coaches in the league in career SEC head coaching wins and top 12 all-time. An updated career win list is below.

1. 306 - Pat Summitt, Tennessee
  2. 273 - Andy Landers, Georgia
  3. 141 - Van Chancellor, Ole Miss/LSU (100 - Ole Miss / 41 - LSU)
  4. 139 - Joe Ciampi, Auburn
  5. 132 - Sue Gunter, LSU
  6. 125 - Sharon Fanning, UK/Miss. St. (29 - Kentucky / 96 - MSU)
  7. 131 - Gary Blair, A&M/Arkansas\* (75 - A&M / 56 - Arkansas)
  8. 120 - Melanie Balcomb, Vanderbilt
  9. 122 - Dawn Staley, South Carolina\*
  10. 119 - **Matthew Mitchell, Kentucky\***
- \* denotes active coach

**SEC Record:** 119-69 (.632)

Home: 67-27

Away: 52-42

### SEC Standings in the Mitchell Era:

- 2008: 4th (8-6), 4-3 (H), 4-3 (A)  
 2009: 10th (5-9), 3-4 (H), 2-5 (A)  
 2010: 2nd (11-5), 8-0 (H), 3-5 (A)  
 2011: 2nd (11-5), 6-2 (H), 5-3 (A)  
**2012: 1st (13-3), 8-0 (H), 5-3 (A)**  
**SEC Champions**  
 2013: 2nd (13-3), 7-1 (H), 6-2 (A)  
 2014: 4th (10-6), 5-3 (H), 5-3 (A)  
 2015: 4th (10-6), 6-2 (H), 4-4 (A)  
 2016: 4th (10-6), 6-2 (H), 4-4 (A)  
 2017: 3rd (11-5), 6-2 (H), 5-3 (A)  
 2018: 9th (6-10), 3-5 (H), 3-5 (A)  
 2019: 4th (11-5), 5-3 (H), 6-2 (A)

**SEC Coach of the Year:** 2010, 2019

**SEC Scholar-Athlete of the Year:**  
 Chelsea Chowning: 2008  
 Alyssa Rice: 2018 (three-way tie)  
 Maci Morris: 2019

**SEC Player of the Year:**  
 Victoria Dunlap: 2010 and 2011  
 A'dia Mathies: 2012 and 2013

**SEC Freshman of the Year:**  
 A'dia Mathies: 2010  
 Bria Goss: 2012  
 Rhyne Howard: 2019

**SEC Defensive Player of the Year:**  
 Victoria Dunlap: 2011

**SEC 6th Woman of the Year:**  
 Keyla Snowden: 2012 (Co-player)  
 Jen O'Neill: 2015 and 2014 (Co-player)

**All-SEC First Team Members:**  
 Victoria Dunlap: 2010 and 2011  
 A'dia Mathies: 2012 and 2013  
 DeNesha Stallworth: 2013  
 Makayla Epps: 2015, 2016 and 2017  
 Evelyn Akhator: 2017  
 Maci Morris: 2019  
 Rhyne Howard: 2019

**All-SEC Second Team Members:**  
 Sarah Elliott: 2008  
 Samantha Mahoney: 2008  
 Victoria Dunlap: 2009  
 Eleia Roddy: 2009  
 A'dia Mathies: 2010  
 Samarie Walker: 2013  
 Jennifer O'Neill: 2014 and 2015  
 DeNesha Stallworth: 2014  
 Janee Thompson: 2016  
 Evelyn Akhator: 2016  
 Maci Morris: 2018

**All-SEC Freshman Team:**  
 Victoria Dunlap: 2008  
 Amber Smith: 2008  
 A'dia Mathies: 2010  
 Bernisha Pinkett: 2011  
 Bria Goss: 2012  
 Linnae Harper: 2014  
 Alexis Jennings: 2015  
 Maci Morris: 2016  
 Rhyne Howard: 2019  
 Blair Green: 2019

**SEC All-Defensive Team:**  
 Victoria Dunlap: 2010 and 2011  
 A'dia Mathies: 2011 and 2012  
 Samarie Walker: 2013  
 Linnae Harper: 2015  
 Taylor Murray: 2018 and 2019



## WHEN WAS THE LAST TIME ...

### SCORING

**A player scored 40+ points:** 42, Makayla Epps vs. Miss. State, 1-12-15  
**A player scored 30+ points:** 31, Maci Morris vs. Morehead St., 11-28-18  
**A player scored 25+ points:** 27, Rhyne Howard vs. Grambling, 11-26-19  
**A player scored 20+ points:** 27, Rhyne Howard vs. Grambling, 11-26-19  
**Player came off the bench to score 20 or more points:** 20, Tatyana Wyatt vs. Evansville, 12-5-17  
**Two players score 20 or more points in a game:** 22, Maci Morris; 21, Rhyne Howard at Texas A&M, 1-27-19  
**Three players had 20 or more points in a game:** vs. Morehead St., 11-18-15 (28, Alexis Jennings; 22, Janee Thompson; 21 Makayla Epps)  
**Two players score 30 points or more in a game:** n/a  
**A player record five or more consecutive 20-plus point games:** 7 by Maci Morris (22 at Missouri, 2-8-18; 21 at Miss. State, 2-11-18; 20 vs. Arkansas, 2-15-18; 35 at South Carolina, 2-18-18; 20 at Ole Miss, 2-22-18; 22 vs. Miss. State, 2-25-18; 25 vs. Alabama, 3-1-18)  
**A player record four or more consecutive 20-plus point games:** 7 by Maci Morris (22 at Missouri, 2-8-18; 21 at Miss. State, 2-11-18; 20 vs. Arkansas, 2-15-18; 35 at South Carolina, 2-18-18; 20 at Ole Miss, 2-22-18; 22 vs. Miss. State, 2-25-18; 25 vs. Alabama, 3-1-18)  
**A player record three or more consecutive 20-plus point games:** 3 by Maci Morris (20 at Mississippi State, 1-6-19; 27 at Tennessee, 1-10-19; 20 at LSU, 1-17-19)  
**A player record back-to-back 20-plus point games:** 2 by Rhyne Howard (24 vs. Morehead, 11-26-19; 27 vs. Grambling, 11-26-19)  
**A player record back-to-back 30-plus point games:** Makayla Epps 31 vs. S. Carolina, 3-4-17; 30 vs. Belmont, 3-17-17  
**A player score 15 or more points in the 1st half:** 16, Rhyne Howard, vs. Grambling, 11-26-19  
**A player score 15 or more points in the 2nd half and OT:** 16, Maci Morris at Texas A&M, 1-27-19  
**A player score 20+ points in the 1st half:** 25, Maci Morris vs. Morehead St., 11-28-18  
**A player score 20+ points in the 2nd half and OT:** 21, Rhyne Howard vs. Missouri, 3-8-19  
**A player hit a last-second shot to win the game:** Rhyne Howard vs. Arkansas, 2-17-19 (hit the game-winning basket with 1.3 remaining in the contest to put Kentucky up 61-59)  
**A freshman score 25 points or more:** 25, Rhyne Howard vs. Missouri, 3-8-19  
**All five starters in double figures:** vs. Oklahoma, 3-21-16  
**No player scored in double figures:** vs. LSU, 1-16-03

### DOUBLE-DOUBLES

**A player record a double-double:** Rhyne Howard (13pts/11rebs) at Virginia, 11-16-19  
**10-20 Game:** Evelyn Akhator (14pts/23rebs), vs. Ohio State, 3-19-17  
**20-20 Game:** Valerie Still (42 pts/20 rbs) vs. Charleston, 12-19-82  
**20-10 Game:** Taylor Murray (23pts/10asts) & Rhyne Howard (25pts/12rebs) vs. UNC, 11-24-18  
**30-10 Game:** Victoria Dunlap (33 pts/18 rbs) vs. Butler, 11-15-09  
**More than one player with a double-double in the same game:** Taylor Murray (23pts/10asts) & Rhyne Howard (25pts/12rebs) vs. UNC, 11-24-18  
**Three players with a double-double in the same game:** Alexis Jennings (28pts/13rebs), Evelyn Akhator (12pts, 16rebs), Makayla Epps (21pts, 11rebs,12asts) vs. Morehead State, 11-18-15  
**A player record back-to-back double-doubles:** Rhyne Howard (2) (25pts/12rebs) vs. UNC, 11-24-18; (17pts/10rebs) vs. Morehaed State, 11-28-18  
**More than one player record back-to-back double-doubles:** Victoria Dunlap (11 pts/12 rbs) and Eleia Roddy (13 pts/10 rbs) vs. NCAT, 1-1-09; Victoria Dunlap (20 pts/15 rbs) and Eleia Roddy (11 pts/10

rbs) vs. Miami (Ohio), 1-3-09

**Double-Double in Points and Rebs:** Rhyne Howard (13pts/11rebs) at Virginia, 11-16-19

**Double-Double in Points and Assists:** Taylor Murray (23pts/10 ast) vs. UNC, 11-24-18

**Double-Double in Points and Blocks:** n/a

**Double-Double in Points and Steals:** Leslie Nichols (18 pts/11 steals) vs. Louisville, 2-14-86

**A player record four or more consecutive double-doubles:** 5 by Evelyn Akhator (10pts/14rebs) vs. Washington, 3-25-16, (18pts/10rebs) vs. Miami, 11-11-16, (28pts/13rebs) vs. Albany, 11-12-16, (17pts/11rebs) vs. New Hampshire, 11-17-16, (12pts/14rebs) at Colorado, 11-19-16

**A player record five or more consecutive double-doubles:** 5 by Evelyn Akhator (10pts/14rebs) vs. Washington, 3-25-16, (18pts/10rebs) vs. Miami, 11-11-16, (28pts/13rebs) vs. Albany, 11-12-16, (17pts/11rebs) vs. New Hampshire, 11-17-16, (12pts/14rebs) at Colorado, 11-19-16

**A player record a triple-double in a game:** (2nd in school history) Makayla Epps, vs. Morehead State, (21pts, 12ast, 11 rebs) 11-18-15

**A player record a perfect game (at least five FGs made):** Makayla Epps vs. Middle Tennessee, 12-12-14 (6-of-6 FGs)

**5 or more players score in double figures:** 5 vs. Austin Peay (12-01-19) - Howard (14), McKinney (12), Anyagaligbo (10), Haines (10), Roper (10)

**6 or more players score in double figures:** 6 vs. WCU (12-18-18) - Wyatt (16), Morris (13), Howard (18), Murray (11), Paschal (11), Roper (12)

**7 or more players score in double figures:** 8 vs. Lipscomb (11-21-13) - Stallworth (14), Walker (10), Thompson (16), Goss (18), Evans (12), O'Neill (11), Pinkett (15), Harper (12)

### FIELD GOALS

**Made 12 FG in a game:** 12, Maci Morris vs. Morehead State, 11-28-18  
**Made 13 FG in a game:** 13, Maci Morris at South Carolina, 2-18-18  
**Made 14 FG in a game:** 18, Makayla Epps vs. Mississippi State, 1-12-15  
**Made 15 FG in a game:** 18, Makayla Epps vs. Mississippi State, 1-12-15  
**Made 16 FG in a game:** 18, Makayla Epps vs. Mississippi State, 1-12-15  
**Made 17 FG in a game:** 18, Makayla Epps vs. Mississippi State, 1-12-15  
**Made 18 FG in a game:** 18, Makayla Epps vs. Mississippi State, 1-12-15

### FIELD GOALS ATTEMPTED

**Attempted 29 FG in a game:** 30, Makayla Epps vs. Miss. State, 1-12-15  
**Attempted 28 FG in a game:** 30, Makayla Epps vs. Miss. State, 1-12-15  
**Attempted 26 FG in a game:** 26, Maci Morris vs. Cal, 12-21-17  
**Attempted 25 FG in a game:** 26, Maci Morris vs. Cal, 12-21-17  
**Attempted 24 FG in a game:** 26, Maci Morris vs. Cal, 12-21-17  
**Attempted 23 FG in a game:** 23, Maci Morris at South Carolina, 2-18-18  
**Attempted 22 FG in a game:** 23, Maci Morris at South Carolina, 2-18-18  
**Attempted 21 FG in a game:** 21, Rhyne Howard vs. Stetson, 11-13-19  
**Attempted 20 FG in a game:** 20, Rhyne Howard vs. Grambling St., 11-26-19

### THREE-POINTERS

**A player with 5 in a game:** 5, Rhyne Howard vs. Morehead St., 11-21-19  
**A player with 6 in a game:** 7, Rhyne Howard vs. Southern, 11-11-18  
**A player with 7 in a game:** \*7, Rhyne Howard vs. Southern, 11-11-18  
**Attempted 10 or more in a game:** 13, Rhyne Howard vs. Grambling, 11-26-19

### FREE THROWS

**Made 10 FT in a game:** 11, Taylor Murray vs. Florida, 2-3-19  
**Made 11 FT in a game:** 11, Taylor Murray vs. Florida, 2-3-19  
**Made 12 FT or more in a game:** 12, Makayla Epps at Ole Miss, 01-21-16  
**Attempted 10 FT in a game:** 13, Taylor Murray vs. Florida, 2-3-19  
**Attempted 11 FT in a game:** 13, Taylor Murray vs. Florida, 2-3-19



## WHEN WAS THE LAST TIME ...

**Attempted 12 FT in a game:** 13, Taylor Murray vs. Florida, 2-3-19  
**Attempted 15+ FTs in a game:** 15, Makayla Epps vs. Miami, 11-11-16  
**Hit 100% (10+ attempts):** Jaida Roper, 11-28-18 (10-10) vs. Morehead St.

### REBOUNDS

**A player with 10+ rebounds:** 11, Rhyne Howard at Virginia, 11-16-19  
**A player with 11+ rebounds:** 11, Rhyne Howard at Virginia, 11-16-19  
**A player with 12+ rebounds:** 14, Rhyne Howard vs. Arkansas, 2-17-19  
**A player with 13+ rebounds:** 14, Rhyne Howard vs. Arkansas, 2-17-19  
**A player with 14+ rebounds:** 14, Rhyne Howard vs. Arkansas, 2-17-19  
**A player with 15+ rebounds:** 15, Rhyne Howard vs. SHU, 12-29-18  
**A player with 16+ rebounds:** 23, Evelyn Akhator vs. Ohio St., 3-19-17  
**A player with 17+ rebounds:** 23, Evelyn Akhator vs. Ohio St., 3-19-17  
**A player with 18+ rebounds:** 23, Evelyn Akhator vs. Ohio St., 3-19-17  
**A player with 19+ rebounds:** 23, Evelyn Akhator vs. Ohio St., 3-19-17  
**A player with 20+ rebounds:** 23, Evelyn Akhator vs. Ohio St., 3-19-17  
**A player with 21+ rebounds:** 23, Evelyn Akhator vs. Ohio St., 3-19-17  
**A player with 25+ rebounds:** \*27, Valerie Still vs. National College, 2-9-82  
**A player with back-to-back games with 15+ rebounds:** Evelyn Akhator  
 15 rebs at Alabama (1-12-17); 16 rebs vs. Georgia (1-15-17)  
**10+ Rebs in three consecutive games:** 3, Evelyn Akhator (3-4 to 3-19-17)  
**10+ Rebs in four consecutive games:** 5, Evelyn Akhator (3-25-16 -  
 11-19-16)  
**10+ Rebs in five consecutive games:** 5, Evelyn Akhator (3-25-16 -  
 11-19-16)  
**10+ Rebs in six consecutive games:** 7, Eleia Roddy (2008)  
**Two players grab 10+ rebounds in a game:** 10, McKinney/Wyatt  
 vs. Stetson, 11-13-19  
**Three players grab 10+ rebounds in a game:** 16, Akhator; 13, Jennings;  
 11, Epps vs. Morehead State, 11-18-15

### ASSISTS

**A player with 8 or more assists in a game:** 8, Amanda Paschal vs.  
 Morehead State, 11-21-19  
**A player with 9 or more assists in a game:** 10, Taylor Murray vs. UNC,  
 11-24-18  
**A player with 10 or more assists in a game:** 10, Taylor Murray vs.  
 UNC, 11-24-18  
**A player with 11 or more assists in a game:** 11, Taylor Murray vs.  
 Florida, 2-19-17  
**A player with 12 or more assists in a game:** 12, Makayla Epps vs.  
 Morehead State, 11-18-15

### BLOCKS

**A player with 5 or more blocks in a game:** 5, KeKe McKinney vs.  
 Middle Tennessee, 12-15-18  
**A player with 6 or more blocks in a game:** 6, Alexis Jennings vs.  
 Oklahoma, 3-21-16  
**A player with 7 or more blocks in a game:** \*7, DeNesha Stallworth  
 vs. Texas A&M, 2-18-13

### STEALS

**A player with 5 steals in a game:** 5, Rhyne Howard vs. Mt. St. Mary's,  
 11-5-19  
**A player with 6 steals in a game:** 6, Taylor Murray at Auburn, 2-7-19  
**A player with 7 steals in a game:** 7, Rhyne Howard, vs. URI, 12-6-18  
**A player with 8 steals in a game:** 9, A'dia Mathies vs. Neb.-Omaha, 11-23-11  
**A player with 9 steals in a game:** 9, A'dia Mathies vs. Neb.-Omaha, 11-23-11  
**A player with 10 steals in a game:** 10, Erica Jackson vs. ECU, 2-16-99  
**A player with 11 or more steals in a game:** \*11, Leslie Nichols vs.  
 Louisville, 2-14-86

### MINUTES

**Played every minute of a game:** 40 Taylor Murray vs. LSU, 2-4-18  
**Played over 40 minutes:** 44, Taylor Murray vs. Missouri, 3-8-19  
**Played over 45 minutes:** 45, Makayla Epps & Makenzie Cann at  
 Louisville, 12-4-16  
**Played over 50 minutes:** 51, Kastine Evans vs. Baylor - 4OT, 12-6-13

### FOULS

**Four or more UK players foul out in a game:** Jennifer Humphrey,  
 Sarah Elliott, Chanté Bowman, Brittany Edelen vs. Louisville, 12-3-06

### THE LAST TIME KENTUCKY...

**Won a game by 20 or more pts:** +29 (81-52) vs. Austin Peay, 12-1-19  
**Won an SEC game by 20 or more pts:** +22 (77-55) vs. VU, 1-3-19  
**Won a game by 30 or more pts:** +46 (81-35) vs. Grambling St., 11-26-19  
**Won an SEC game by 30 or more pts:** +32 (89-57) vs. Ole Miss, 1-26-17  
**Won a game by 40 or more pts:** +46 (81-35) vs. Grambling St., 11-26-19  
**Won an SEC game by 40 or more points:** +44 (97-53) vs. Auburn, 1-20-13  
**Won a game by 50 or more pts:** +60 (99-39) vs. WCU, 12-18-18  
**Won an SEC game by 50 or more pts:** \*+53 (100-47) vs. Miss. St., 1-17-13  
**Won a game by 60 or more pts:** +60 (99-39) vs. WCU, 12-18-18  
**Won a game by 70 or more pts:** +75 (100-25) vs. Jacksonville St.,  
 11-15-11  
**Scored 100 pts or more in a game:** 100 vs. Evansville, 12-5-17  
**Scored 100 pts or more in an SEC game:** 108 vs. Ole Miss, 2-13-14  
**Scored 90 points or more in a game:** 99 vs. WCU, 12-18-18  
**Scored 90 points or more in three straight games:** 96 vs. Wagner,  
 11-10-13; 103 vs. Georgia Southern, 11-13-13; 96 vs. Central  
 Michigan, 11-17-13  
**Scored 90 points or more in four straight games:** 4 - 96 vs. Wagner,  
 11-10-13; 103 vs. Georgia Southern, 11-13-13; 96 vs. Central  
 Michigan, 11-17-13, 116 vs. Lipscomb 11-12-13  
**Scored 80 points or more in a game:** 81 vs. Grambling, 11-26-19  
**Scored 50 points or more in the first half:** 56 vs. WCU, 12-18-18  
**Scored 50 points or more in the second half:** 50 vs. Florida, 3-4-16  
**Scored 60 points or more in first half:** 60 vs. Grambling, 12-29-13  
**Scored 60 points or more in second half:** 60 vs. Ole Miss, 2-13-14  
**Lost a game by 20 or more points:** -23 (81-58) vs. Miss. State, 3-2-18  
**Lost a game by 30 or more points:** -30 (93-63) vs. South Carolina, 3-5-16  
**Lost a game by 40 or more points:** -44 (39-83) vs. Tennessee, 1-27-2001  
**Lost an SEC game by 40 or more pts:** -44 (39-83) vs. Tennessee, 1-27-01  
**Lost a game by 50 or more points:** -72 (38-110) vs. Tennessee, 1-21-01  
**Lost a game by 60 or more points:** -72 (38-110) vs. Tennessee, 1-21-01  
**Lost a game by 70 or more points:** -72 (38-110) vs. Tennessee, 1-21-01  
**Allowed 100 points:** 130 by Baylor, 12-6-13  
**Allowed 90 or more points:** 90 by Baylor, 11-30-17  
**Scored fewer than 50 points:** 50 at Virginia, 11-16-19  
**Scored fewer than 40 points:** 36 vs. LSU, 12-18-2005  
**Scored fewer than 25 points in a half:** 22 (1st) at Virginia, 11-16-19  
**Scored fewer than 20 points in a half:** 19 (1st) vs. Missouri, 3-8-19  
**Held opponent to 50 points or fewer:** 35 vs. Grambling, 11-26-19  
**Held opponent to 40 points or fewer:** 35 vs. Grambling, 11-26-19  
**Held opponent to 30 points or fewer:** 24 by Jackson St., 11-29-15  
**Held opponent to 20 pts or fewer in the 1st half:** 17 vs. Grambling,  
 11-26-19  
**Held opponent to 20 pts or fewer in the 2nd half:** 18 vs. Grambling,  
 11-26-19  
**Held SEC opp. to 20 pts or fewer in the 1st half:** 15 vs. LSU, 2-24-19  
**Held an opponent to 10 points or fewer in the first half:** \*9 by  
 Charleston Southern, 12-10-04  
**Held an opponent to 10 points or fewer in the second half:** \*7 by  
 Jackson St., 11-29-15  
**Won a game after trailing at the half:** at Virginia, 11-16-19 (23-22)



## WHEN WAS THE LAST TIME ...

**Won a game after trailing 10+ at the half:** at Arizona St., 11-15-15 (29-17)  
**Won an SEC game after trailing at the half:** at UGA, 3-3-19 (26-23)  
**Won after trailing at the half at home:** vs. Arkansas, 2-17-19 (33-30)  
**Won after trailing at the half on the road:** at Virginia, 11-16-19 (23-22)  
**Scored 100 or more points and lost:** n/a  
**Scored 80 points or more and lost:** at S. Carolina, 2-26-17 (95-87)  
**Scored 50 points or fewer and won:** 50 at Virginia, 11-16-19  
**Game decided by one point:** vs. UCLA, 11-23-18 (W, 75-74 (ot))  
**Game decided by two points:** vs. Missouri, 3-8-19 (70-68ot)  
**Game decided by three points:** at Virginia, 11-16-19 (50-47)  
**Shot 50 percent or better vs. non-conference opponent:** 56.7% (34-of-60) vs. Austin Peay, 12-1-19  
**Shot 50% or better vs. SEC opponent:** 51.9% (28-of-54) at Auburn, 2-7-19  
**Shot 50 percent or better in consecutive games:** three - MTSU (56.8%) 12-15-18; WCU (58.6%) 12-18-18; Murray St. (50.7) 12-21-18  
**Shot 55 percent or better:** 56.7 vs. Austin Peay, 12-1-19  
**Shot 60 percent or better:** 64.7 vs. Alabama, 1-25-18  
**Shot 70 percent or higher in a half:** 71.4 (1st half) vs. Middle Tenn., 12-15-18  
**Shot 60 percent or higher from 3:** 60.0 vs. Middle Tenn., 12-15-18  
**Shot 30 percent or lower:** 29.8 at Virginia, (17-of-57), 11-16-19  
**Shot 20 percent or lower:** 20.0 vs. Georgia, (12-of-60), 3-02-07  
**Shot 15% or lower in a half:** 13.6 (1st half) vs. USC (3-of-22), 3-2-08  
**Held an opponent to lower than 30 percent:** 27.8% (15-of-54) by Mount St. Mary's, 11-5-19  
**Held an opponent to lower than 20 percent:** 15.6% (7-of-45) by Jackson State, 11-29-15  
**Held an opponent to lower than 15 percent in a half:** 4.2% (2nd half) vs. Jackson State, 11-29-15  
**Opponent shot 50 percent or better:** 52.1% by TAMU (25-of-48), 1-29-19  
**Opponent shot 60 percent or better:** 60.4% by South Carolina (32-of-53), 1-21-18  
**Opponent shot 50 percent or better in consecutive games:** Two straight - Florida, 58.0% (29-of-50), 1-31-16; South Carolina, 52.0% (26-of-50), 2-4-16  
**Did not hit a 3-pointer:** vs. Missouri, 3-8-19 (0-of-16)  
**Held opponent without a 3-pointer:** Grambling, 11-26-19 (0-of-8)  
**Held consecutive opponents without a 3-pointer:** Delaware State, 11-10-12 (0-of-0) and Baylor, 11-13-12 (0-3)  
**Opponent hit 10 or more 3-pointers:** 10 by Mount St. Mary's, 11-5-19  
**Hit 10 or more 3-pointers:** 10 vs. Grambling State, 11-26-19  
**Hit 11 or more 3-pointers:** 11 vs. Morehead State, 11-21-19  
**Hit 12 or more 3-pointers:** 13 vs. Southern, 11-11-18  
**Hit 13 or more 3-pointers:** \*14 vs. Mississippi State, 1-8-12 (14-of-30)  
**Pulled down 60 or more rebounds:** \*67 vs. Morehead State, 11-18-15  
**Pulled down 65 or more rebounds:** \*67 vs. Morehead State, 11-18-15  
**Had 20 or more Reb. than Opp:** 22 vs. SHU, 12-29-18 (57-35)  
**Had 30 or more assists in a game:** 32 vs. Morehead St., 11-18-15  
**Had 20 or more assists in a game:** 21 vs. Austin Peay, 12-1-19  
**Had 20 or more assists in three straight games:** 4 - 32 vs. Morehead St., 11-18-15; 24 vs. Colorado 11-22-15; 26 vs. Eastern Michigan 11-25-15; 22 vs. Jackson State 11-29-15  
**Had 20 or more assists in four straight games:** 32 vs. Morehead St., 11-18-15; 24 vs. Colorado 11-22-15; 26 vs. Eastern Michigan 11-25-15; 22 vs. Jackson State 11-29-15  
**Had 20 or more assists in five straight games:** 26 vs. Louisville (2/23/82); 25 vs. Alabama (2/26/82); 29 vs. LSU (2/27/82), 27 vs. Tennessee (2/28/82) and 24 vs. Illinois (3/14/82)  
**Had 19 or more blocks in a game:** \*19 vs. North Carolina A&T, 12-6-05  
**Had 10 or more blocks in a game:** 10 vs. Evansville, 12-5-17  
**Opponent had 10 or more blocks in a game:** 10 vs. Ohio State, 3-19-17  
**Had 15 or more steals in a game:** 15 at Alabama, 2-11-19  
**Had 20 or more steals in a game:** 23 vs. Alabama State, 11-7-18

**Had 25 or more steals in a game:** \*28 vs. West Virginia, 12-12-93  
**Opponent had 15 or more steals in a game:** 17 by LSU, 1-17-19  
**Forced 30 or more turnovers in a game:** 30 vs. Rhode Island, 12-6-18  
**Forced 30 or more turnovers in an SEC game:** 31 vs. Tennessee, 3-3-13  
**Forced 40 or more turnovers in a game:** 43 vs. Alabama State, 11-7-18  
**Committed 30 or more turnovers in a game:** 30 at Florida, 1-31-16  
**Committed 30 or more turnovers and won:** 34 vs. Green Bay, 3-19-12  
**Committed five turnovers or fewer:** 5 vs. NC State, 3-25-19  
**Committed 10 turnovers or fewer in a non-con game:** 6 vs. Morehead State, 11-21-19  
**Committed 10 turnovers or fewer in an SEC game:** 9 vs. Missouri, 3-8-19  
**Opponent committed fewer than 10 turnovers:** 7 by UofL, 12-9-18  
**Attempted 40 FT:** 42 vs. Tennessee St., 3-20-15  
**Attempted fewer than five FT:** 4 vs. South Carolina, 1-13-11  
**Made 30 FT:** 31 vs. Tennessee St., 3-20-15  
**Made 40 FT:** 49\* vs. Baylor, 12-6-13  
**Hit 100 percent from the free-throw line (min. 10 made):** \*12-of-12 vs. Missouri, 1-13-13  
**Won an overtime game:** vs. UCLA, 11-24-18, (75-74) (N) 1OT  
**Lost an overtime game:** vs. Missouri, 3-8-19 (70-68) (N) 1OT  
**Played a double-overtime game:** vs. Miss. State, 2-12-15 (92-90) (H)  
**Played a triple-overtime game:** vs. Baylor, 12-6-13 (133-130) (N) 4OT  
**Played a quadruple-overtime game:** vs. Baylor, 12-6-13 (133-130) (N) 4OT  
**Started three freshmen in a game:** (Evans, Conwright, Drake) vs. UTC, 12-11-10  
**Started four freshmen in a game:** (Mendeng, Helm, Hawthorne, Stoglin) vs. Tennessee, 1-27-2001  
**Defeated a Top-5 opponent:** 2-23-17 - #22/rv UK 78 - #3/2 vs. Miss. State 75 (OT) (H)  
**Defeated a Top-10 opponent:** 2-23-17 - #22/rv UK 78 - #3/2 vs. Miss. State 75 (OT) (H)  
**Defeated a Top-25 opponent:** 1-24-19 - #15 UK 52 - #25 vs. MIZ 41 (H)  
**Defeated a Top-25 non-conference opponent at home:** 12-1-16 - #17 UK 82 - #12 Oklahoma 68 (H)  
**Defeated a Top-25 non-conference opponent on the road:** 11-15-15 - #17/18 UK 68 - #15/15 Arizona State 64 (A)  
**Defeated a Top-25 opponent at a neutral site:** 11-22-18 - #rv UK 85 - #17 vs. USF 63 (N) - 2018 Paradise Jam  
**Defeated a Top-10 SEC opponent at home:** 2-23-17 - #22/rv UK 78 - #3/2 vs. Miss. State 75 (OT) (H)  
**Defeated a Top-25 SEC opponent at home:** 1-24-19 - #15 UK 52 - #25 vs. Missouri 41 (H)  
**Defeated a Top-25 opponent on the road:** 2-21-19 - #16 UK 65 - #13 vs. South Carolina 57 (A)  
**Defeated a Top-25 SEC opponent on the road:** 2-21-19 - #16 UK 65 - #13 vs. South Carolina 57 (A)  
**Defeated a Top-10 opponent on the road:** 12-7-14 - UK 77 - #7/7 Louisville 68 (A)  
**Defeated a Top-10 SEC opponent on the road:** 2-16-14 - UK 75 - #8/8 Tennessee 71 (A)  
**Was defeated by an unranked opp. (while ranked) at home:** vs. Ole Miss (55-49), 1-13-19 (#16/16)  
**Was defeated by an unranked opp. (while ranked) on the road:** at Miami (Fla.) (54-65), 12-10-17 (#20/23)  
**Was defeated by an unranked opp. (while ranked) at a neutral site:** vs. Missouri (70-68), 3-8-19 (#13/14)  
*\* Denotes a school record*



### TOP-10 HOME GAMES ATTENDANCES (! INCLUDES RUPP ARENA)

1.	23,705	Duke !	12/22/13
2.	22,075	Baylor !	11/17/14
3.	18,488	DePaul !	12/07/12
4.	17,150	Duke !	12/20/15
5.	14,508	Duke !	12/08/11
6.	14,425	Louisville !	12/10/15
7.	13,689	Tennessee !	01/26/06
8.	10,622	Old Dominion	02/05/83
9.	10,390	Rutgers !	01/12/80
10.	10,192	Louisville !	12/28/06



### Memorial Coliseum (8,000)

- The Coliseum covers an entire city block and has as much space as a seven-story office building. It currently has a capacity of 8,000.
- The Coliseum was built in 1950 and serves as a memorial to every Kentuckian who lost their life serving their country.
- A massive new LED video board spanning approximately 1,800 square feet with dimensions of 30 feet by 60 feet was installed in Memorial Coliseum in 2018.
- Wildcat fans are passionate about their basketball, that's why UK has ranked in the nation's top 25 and in the SEC's top four in attendance 16 straight years.
- The Cats are 166-31 at Memorial in the Matthew Mitchell Era.
- UK averaged 5,186 fans per game in 2017-18 which ranked 15th nationally.
- UK drew 116,164 fans for its home games in 2015-16 the second-highest total attendance in school history.

### TOP-10 MEMORIAL COLISEUM ATTENDANCES

1.	10,622	Old Dominion	02/06/83
2.	8,429	Tennessee	01/29/04
3.	8,223	Auburn	02/18/83
4.	8,200	Tennessee	02/09/83
5.	8,130	Tennessee	01/23/00
6.	7,965	Tennessee	03/03/13
7.	7,963	Louisville	12/11/13
8.	7,961	Tennessee	01/12/12
9.	7,951	Louisville	12/04/11
10.	7,888	Florida	01/22/12

### HOME COURT WINNING STREAKS (INCLUDES RUPP ARENA)

	Games	Began	Ended
1.	34	Feb. 13, 2011	Feb. 3, 2013
2	30	Feb. 12, 1980	Jan. 31, 1982
3.	25	March 19, 2009	Jan. 9, 2010
4.	19	Feb. 23, 1982	Feb. 9, 1983
5.	14	Jan. 31, 1990	Jan. 27, 1991
6.	13	Jan. 30, 1984	Jan. 13, 1985
	13	March 2, 2014	Jan. 29, 2015
8.	11	Feb. 7, 1987	Jan. 7, 1988
	11	Feb. 10, 1979	Feb. 2, 1980
10.	10	Nov. 19, 2004	Jan. 27, 2005



### Rupp Arena (23,500)

- Rupp Arena is entering its 44th season.
- An awesome structure in sight and scope, the arena is divided into two seating areas. The lower level features 10,000 cushioned theater seats while the upper arena has new chairback seats on the sidelines. The latter can be visually isolated to provide more natural setting for small shows.
- The Wildcats command an exclusive and updated state-of-the-art locker room, while other amenities include six team-size dressing rooms and eight smaller units.
- In 2013-14, UK set the new single-game attendance record when 23,706 fans saw UK face No. 2 Duke in Rupp Arena on Dec. 22, 2013. The attendance marked the largest crowd ever to see a college women's hoops game in the Commonwealth — the previous mark was 22,152 for the first Kentucky-Louisville game played in the KFC Yum! Center on Dec. 5, 2010.
- In 2015-16, Kentucky packed 17,150 fans in Rupp Arena on Dec. 20 against Duke, which was the fourth-largest home crowd in program history. On Dec. 10, the Wildcats had 14,425 fans at the historic arena, which was the sixth-largest home crowd in school history.
- Kentucky will play two games inside Rupp Arena in 2019-20.

### KENTUCKY ATTENDANCE AVERAGES LAST 15 YEARS

Year	Total	(Games) Rank	Avg. PG
2003-04	72,533	(14 games) 16th	5,182
2004-05	90,663	(19 games) 20th	4,772
2005-06	77,411	(15 games) 20th	5,161
2006-07	87,943	(15 games) 13th	5,863
2007-08	85,769	(18 games) 23rd	4,756
2008-09	75,194	(17 games) 21st	4,423
2009-10	95,615	(17 games) 14th	5,624
2010-11	95,453	(15 games) 11th	6,364
2011-12	113,068	(18 games) 13th	6,282
2012-13	104,447	(17 games) 11th	6,144
2013-14	121,089*	(18 games) 9th	6,727*
2014-15	108,436	(17 games) 8th	6,379
2015-16	116,164	(18 games) 8th	6,454
2016-17	104,252	(20 games) 14th	5,213
2017-18	82,984	(16 games) 15th	5,187
2018-19	85,807	(18 games) 18th	4,767

\* - SCHOOL RECORD



## MISCELLANEOUS AND SPECIALTY STATS

### LEADING SCORER

Rhyne Howard	5
Amanda Paschal	1
Sabrina Haines	1

### LEADING REBOUNDER

KeKe McKinney	2
Tatyana Wyatt	2
Rhyne Howard	2
Ogechi Anyagaligbo	1
Sabrina Haines	1
Amanda Paschal	1

### LEADER IN ASSISTS

Amanda Paschal	3
Jaida Roper	2
Rhyne Howard	2
KeKe McKinney	1
Sabrina Haines	1

### CHARGES DRAWN

Kentucky	14
Jaida Roper	6
Sabrina Haines	4
Tatyana Wyatt	1
Nae Nae Cole	1
Amanda Paschal	1
Rhyne Howard	1
Opponents	5

### 10-SEC. BACKCOURT VIOLATION FORCED

Kentucky	4
Opponent	0

### 5-SEC. OUT-OF-BOUNDS CALLS FORCED

Kentucky	3
Opponent	1

### SHOT CLOCK VIOLATIONS FORCED

Kentucky	6
Opponent	1

### 20-POINT SCORING GAMES

Rhyne Howard	3
--------------	---

### 30-POINT SCORING GAMES

TBD	
-----	--

### 40-POINT SCORING GAMES

TBD	
-----	--

### DOUBLE-FIGURE SCORING GAMES

Rhyne Howard	6
Sabrina Haines	4
Jaida Roper	3
Blair Green	2
Tatyana Wyatt	2
Ogechi Anyagaligbo	2
KeKe McKinney	2
Amanda Paschal	1

### DOUBLE-FIGURE REBOUND GAMES

Rhyne Howard	2
KeKe McKinney	1
Tatyana Wyatt	1

### 20-PLUS REBOUNDING GAMES

TBD	
-----	--

### SEASON DOUBLE-DOUBLES

Rhyne Howard	2
KeKe McKinney	1

### TECHNICAL FOULS

Kentucky	1
Opponent	0

### UK'S FIRST SUBSTITUTION

Jaida Roper	5
Ogechi Anyagaligbo	1

Nae Nae Cole	1
--------------	---

### FIRST TO SCORE

Tatyana Wyatt	3
Rhyne Howard	2
Sabrina Haines	1
KeKe McKinney	1

### JUMP BALLS CONTROLLED

Kentucky	6
Rhyne Howard	3
Tatyana Wyatt	3
Opponent	1

### RUNS OF 10 OR BETTER

Kentucky	6
Opponent	1

### LARGEST HALFTIME LEAD

vs. Grambling State	25
---------------------	----

### LARGEST HALFTIME LEAD (SEC)

TBD	
-----	--

### LARGEST HALFTIME DEFICIT

at Virginia	1
-------------	---

### LARGEST HALFTIME DEFICIT (SEC)

TBD	
-----	--

### LARGEST UK LEAD

vs. Grambling State	48
---------------------	----

### LARGEST UK WIN

vs. Grambling State	46
---------------------	----

### LARGEST UK WIN (SEC)

TBD	
-----	--

### LARGEST UK DEFICIT

at Middle Tennessee	5
---------------------	---

### LARGEST UK DEFICIT (SEC)

TBD	
-----	--

### LARGEST UK LOSS

TBD	
-----	--

### LARGEST UK LOSS (SEC)

TBD	
-----	--

### MOST CONSECUTIVE POINTS

vs. Mount St. Mary's	15
vs. Grambling State	15

### MOST CONSECUTIVE POINTS (SEC)

TBD	
-----	--

### MOST CONSECUTIVE OPP. POINTS

vs. Middle Tennessee	10
----------------------	----

### MOST CONSECUTIVE OPP. PTS (SEC)

TBD	
-----	--

### LARGEST LEAD IN 1ST HALF

vs. Grambling State	25
---------------------	----

### LARGEST DEFICIT IN 1ST HALF

Middle Tennessee	5
------------------	---

### LARGEST LEAD IN 2ND HALF

vs. Grambling State	48
---------------------	----

### LARGEST DEFICIT IN 2ND HALF

at Virginia	3
-------------	---

### LARGEST LEAD IN LOSS

TBD	
-----	--

### SPECIALTY STATS

PP - Points in the paint; POT - Points off turnovers; 2nd - Second-chance points; FB - Fast break points; BP - Bench points

### KENTUCKY/OPPONENT

Opponent	PP	POT	2nd	FB	BP
Mount St. Mary's	20/10	29/10	13/9	11/2	30/18
Middle Tennessee	34/34	22/13	20/14	8/13	21/8
Stetson	34/26	24/11	22/11	10/2	10/30
Virginia	18/16	15/18	10/4	0/13	10/16
Morehead State	26/26	35/9	15/10	5/4	22/32
Grambling State	22/24	20/8	7/3	11/8	29/15
Austin Peay	48/22	22/10	10/22	10/2	28/30

Charlotte					
Samford					
Winthrop					
Louisville					
Cal					
South Carolina					
Tennessee					
Alabama					
Florida					
Texas A&M					
LSU					
Auburn					
Missouri					
Florida					
Alabama					
Arkansas					
Mississippi State					
Ole Miss					
South Carolina					
Georgia					
Vanderbilt					
Total	202/158	167/79	97/73	55/44	150/149

### CLUTCH FREE THROWS - INDIVIDUAL/SEASON TOTALS

(final three minutes of regulation and overtime in a six-point game)

Player	FT-FTA	Pct.
Sabrina Haines	2-2	1.000
Rhyne Howard	2-2	1.000
TOTAL	4-4	1.000

### LARGEST 1ST HALF DEFICIT IN WIN

Middle Tennessee	5
------------------	---

### LARGEST ROAD CROWD

Middle Tennessee	3,809
------------------	-------

### LARGEST 2ND HALF DEFICIT IN WIN

at Virginia	3
-------------	---

### LARGEST NEUTRAL CROWD

TBD	
-----	--

### LARGEST 1ST HALF DEFICIT IN SEC WIN

TBD	
-----	--

### LARGEST 2ND HALF DEFICIT IN SEC WIN

TBD	
-----	--

### LONGEST WINNING STREAK

Nov. 5-Present	7
----------------	---

### LONGEST SEC WINNING STREAK

TBD	
-----	--

### LONGEST LOSING STREAK

TBD	
-----	--

### LARGEST MEMORIAL COL. CROWD

vs. Morehead State	3,932
--------------------	-------

### LARGEST HOME CROWD

vs. Morehead State	3,932
--------------------	-------





# Head Coach Matthew Mitchell



@UKCoachMitchell



@UKCoachMitchell

- Became UK's all-time winningest coach on March 3, 2013 with 139 wins in just six seasons.
- Including the storied history of the UK MBB program, he is the fifth Kentucky Basketball head coach to win 250 games with the Wildcats joining Adolph Rupp, Joe B Hall, Tubby Smith and John Calipari.
- Has 119 career SEC wins, which ranks 10th most in league history
- Two-time SEC Coach of the Year (2010 & 2019). Eighth coach in league history to win multiple honors.
- Led UK to postseason play in 11 of his 12 seasons. (2 WNIT, 9 NCAA)
- School-record eight consecutive NCAA Tournament appearances from 2010-2017.
- Three NCAA Elite Eight finishes. (2010, 2012 and 2013)
- Five Sweet 16 appearances. (2010, 2012, 2013, 2014, 2016)
- Led UK to its first SEC Regular Season Championship in 30 years during the 2011-12 season.
- Ten top-four finishes in the SEC in his 12 seasons.
- Four SEC Tournament title game appearances in the last six years. (2010, 2011, 2013, 2014)
- 132 consecutive appearances in the AP Top 25 poll from 2009-10 to 2017 (8th longest streak in poll history.)
- School-record eight straight 20-win seasons from 2010-2017.
- Compiled an impressive 169-40 (.808) mark at home (includes Rupp).
- Led UK to a school-record 30 wins in 2012-13.
- Led UK to a school-record 13 SEC wins in 2011-12 and 2012-13.
- Sixteen NCAA Tournament wins.
- Fifty-one wins over ranked opponents, including 16 over top 10.
- Nine top-20 recruiting classes, including the nation's fifth-ranked class in 2009-10 and 2012-13.
- Has coached 21 All-Conference Performers, including two who were named SEC Player of the Year in Victoria Dunlap (twice) and A'dia Mathies (twice), three who were SEC Freshman of the Year winners in Rhyne Howard, A'dia Mathies and Bria Goss, and two SEC (Co) 6th Women of the Year winners in Keyla Snowden and Jennifer O'Neill (2014 and 2015).
- A UK player won the AP SEC Player of the Year 4 straight years, the 1st SEC school to accomplish that feat.
- Under his leadership, 42 Wildcats have been SEC Academic Honor Roll members and 100 percent of Mitchell's players have received their degrees. UK has secured a team GPA of 3.0 or better for 12 straight semesters.
- Five WNBA draft picks, including three in the first round - Dunlap was UK's first WNBA first round draft pick when she was chosen as the 11th overall pick in the 2011 WNBA Draft and A'dia Mathies was selected 10th overall by the Los Angeles Sparks in the 2013 draft. Last year, Evelyn Akhator became UK's highest ever pick when she went third overall to the Dallas Wings before Makayla Epps went 33rd overall to Chicago.

## DID YOU KNOW?

- Coach Mitchell and his three brothers (David, Mark, Stephen) are all Eagle Scouts.
- Named an honorary Rotarian in the Lexington chapter in 2011.
- Has three daughters, Lacy Lea Arant, Saylor Rose and Presley Blue ... Lacy is a 2012 graduate of Mississippi State ... Daughter, Saylor Rose, is named after former Wildcat, Victoria Essence Rose Dunlap.
- Became a grandfather in October 2017 as Lacy and her husband Stephen had their first son.
- Used to be the lead singer of a band called "Coach Mitchell and the B Team" and is now the lead singer of "Matthew Mitchell and the Nashville All-Stars" which played prior to the football team's season opener at Kroger Field in 2015.
- Gave \$100,000 of his new seven-year contract (May, 2012) back to the University of Kentucky for academic purposes.
- In 2014, pledged \$1 million over the next 10 years to UK Athletics through the Mitchell Family Foundation.
- In 2016, Matthew and Jenna were presented the Community Service Award by the Urban League of Lexington.

Year	School	Position	Record	SEC	Postseason
19-20	Kentucky	Head Coach	6-0	0-0	TBD
18-19	Kentucky	Head Coach	25-8	11-6	SEC Tournament QF/NCAA Second Round
17-18	Kentucky	Head Coach	15-17	6-10	SEC Tournament Quarterfinals
16-17	Kentucky	Head Coach	22-11	11-5	NCAA Second Round/SEC Semifinals
15-16	Kentucky	Head Coach	25-8	10-6	NCAA Sweet 16/SEC Semifinals
14-15	Kentucky	Head Coach	24-10	10-6	NCAA Second Round/SEC Semifinals
13-14	Kentucky	Head Coach	26-9	10-6	NCAA Sweet 16/SEC Tournament Finals
12-13	Kentucky	Head Coach	30-6	13-3	NCAA Elite Eight/SEC Tournament Finals
11-12	Kentucky	Head Coach	28-7	13-3	NCAA Elite Eight/SEC Regular Season Champions
10-11	Kentucky	Head Coach	25-9	11-5	NCAA Second Round/SEC Tournament Finals
09-10	Kentucky	Head Coach	28-8	11-5	NCAA Elite Eight/SEC Tournament Finals
08-09	Kentucky	Head Coach	16-16	5-9	WNIT Second Round
07-08	Kentucky	Head Coach	17-16	8-6	WNIT Quarterfinals/SEC Tournament Semifinals
06-07	Morehead St.	Head Coach	14-16	-	Third-place OVC finish
05-06	Morehead St.	Head Coach	16-13	-	OVC Tournament Semifinals
04-05	Kentucky	Asst. Coach	18-16	-	WNIT final four
03-04	Kentucky	Asst. Coach	11-17	-	-
02-03	Florida	Asst. Coach	9-19	-	-
01-02	Florida	Asst. Coach	18-11	-	NCAA Tournament
2000-01	Florida	Asst. Coach	24-6	-	NCAA Tournament
1999-00	Tennessee	Grad. Asst.	33-4	-	NCAA Runner-up
<b>Total</b>	<b>at UK</b>	<b>Head Coach</b>	<b>288-125 (.697)</b>		
	<b>vs. SEC</b>	<b>Head Coach</b>	<b>119-71 (.626)</b>		
	<b>Overall</b>	<b>Head Coach</b>	<b>318-154 (.673)</b>		

## MITCHELL VS. OPPONENTS

	UK	Overall
Alabama	14-2	14-2
Alabama A&M	2-0	2-0
Alabama State	1-0	1-0
Albany	1-0	1-0
Alcorn State	1-0	1-0
Appalachian State	1-0	1-0
Arizona State	1-1	1-1
Arkansas	14-1	14-1
Arkansas Pine-Bluff	2-0	2-0
Auburn	13-3	13-3
Austin Peay	1-0	5-1
Baylor	2-3	2-3
Belmont	2-0	2-0
Binghamton	-	1-0
Bradley	1-0	1-0
Boston	1-0	1-0
Butler	1-0	1-0
Cal	0-1	0-1
Centenary	2-0	2-0
Central Michigan	2-0	2-0
Chattanooga	1-0	1-0
Cincinnati	2-0	2-0
College of Charleston	-	1-0
Colorado	1-1	1-1
Connecticut	0-2	0-2
Cornell	1-1	1-1
Delaware	1-0	1-0
Delaware State	1-0	1-0
DePaul	2-0	2-0
Duke	2-4	2-4
East Tennessee State	1-1	1-1
Eastern Illinois	-	3-1
Eastern Kentucky	-	3-1
Eastern Michigan	-	1-1
Evansville	1-0	1-1
FGCU	0-1	0-1
Florida	13-4	13-5
Florida Atlantic	1-0	1-0
Florida A&M	1-0	1-0
Furman	1-0	1-0
Gardner-Webb	1-0	1-0
Georgia	10-8	10-8
Georgia Southern	1-0	1-0
George Washington	1-1	1-1
Gonzaga	1-0	1-0
Grambling State	2-0	3-0
Green Bay	1-0	1-0
Hampton	1-0	1-0
High Point	2-0	2-0
Illinois	0-1	0-1
IUPUI	1-0	1-1
Jackson State	1-0	1-0
Jacksonville State	1-0	4-1
James Madison	1-0	1-0
Kentucky Christian	1-0	1-0
Liberty	1-0	1-0
Lipscomb	2-0	2-0
Long Island	1-0	1-0
LSU	10-9	10-9
Louisville	6-6	6-6
Marist	2-0	2-0
Marshall	1-0	1-2
Marquette	0-1	0-1
McNeese State	2-0	2-0
Miami (Fla.)	1-1	1-1
Miami Ohio	4-0	4-0
Michigan	0-2	0-2
Michigan State	1-0	1-0
Middle Tennessee	2-3	2-3
Minnesota	0-1	0-1
Mississippi State	12-5	12-6
Mississippi Valley State	2-0	2-0
Missouri	6-3	6-3
Montana	1-0	1-0
Morehead State	10-0	10-0
Mount St. Mary's	1-0	1-0
Murray State	2-0	3-3
NC State	0-1	0-1
Navy	1-0	1-0
Nebraska	1-0	1-0
Nebraska Omaha	1-0	1-0
New Hampshire	1-0	1-0
Northeastern	1-0	1-0
Northern Kentucky	2-0	2-0
North Carolina	1-1	1-1
North Carolina A&T	1-0	1-0
Notre Dame	1-1	1-1
Ohio State	0-1	0-1
Oklahoma	3-1	3-1
Ole Miss	2-4	2-4
Old Dominion	0-1	0-1
Pepperdine	1-0	1-0
Pikeville College	-	1-0
Princeton	1-0	1-0
Radford	1-0	1-0
Rhode Island	1-0	1-0
Rice	1-0	1-0
Sacramento State	1-0	1-0
Sacred Heart	1-0	1-0
Samford	2-0	3-3
Sam Houston State	1-0	1-0
South Alabama	1-0	1-0
South Carolina	11-16	11-16
South Carolina-Upstate	2-0	2-0
South Florida	2-0	2-0
Southeast Missouri	-	1-3
Southern	1-0	1-0
Southern Miss	2-0	2-0
Stetson	1-0	1-0
Syracuse	1-0	1-0
Tennessee	6-14	6-14
Tennessee-Chattanooga	2-0	2-0
Tennessee-Martin	2-0	5-2
Tennessee State	3-0	3-0
Tennessee Tech	2-0	3-4
Texas	0-1	0-1
Texas A&M	4-6	4-6
UCLA	1-0	1-0
UC Santa Barbara	3-0	3-0
UNC Asheville	1-0	1-0
Vanderbilt	13-5	13-5
Virginia	2-0	2-0
Virginia Tech	-	0-1
Wagner	1-0	1-0
Washington	0-1	0-1
Washington State	2-0	2-0
Western Carolina	1-0	1-0
Western Kentucky	0-2	0-3
William & Mary	1-0	1-0
Wisconsin	0-1	0-1
Wright State	1-0	1-0
Wofford	1-0	1-0
Xavier	0-2	0-3
Yale	1-0	1-0
<b>Total</b>	<b>288-125</b>	<b>318-154</b>





# OGECHI ANYAGALIGBO

#21 • FORWARD • RS-SR • 6-1

MIAMI, FLA./MIAMI COUNTRY DAY/STONY BROOK

## GENERAL

Great athlete that is a physical player on both ends of the court ... Can finish around the basket and has strong rebounding skills ... Came to Kentucky after winning America East Conference Rookie of the Year honors at Stony Brook in 2016 ... Sat out the 2016-17 season due to NCAA transfer rules ... Graduated in May 2019 but will return to the team for her final season in 2019-20.

- SEC Academic Honor Roll (2017, 2019)
- America East Conference Rookie of the Year (2016 at Stony Brook)

## 2019-20 (REDSHIRT SENIOR)

Collected 10 points on 5-of-7 shooting at Middle Tennessee, adding seven rebounds... Made her second career start at UK, scoring 10 points and grabbing eight boards against Austin Peay.

## 2018-19 (REDSHIRT JUNIOR)

Played in 28 games with one start in her first career action for Kentucky after missing the past two seasons due to injury and NCAA transfer rules ... Averaged 2.5 points and 3.0 rebounds per game ... Had three or more rebounds in 14 games and scored five or more points in six games ... Played big minutes down the stretch at Tennessee, recorded a season-high 13 points on 6-of-7 shooting, added three rebounds and a steal ... Provided a solid 25 minutes at LSU, led UK with six rebounds, posted five points and an assist ... Played 22 minutes vs. USF in the first game of the Paradise Jam, scoring six points on 3-of-3 shooting with three rebounds but got injured late in the game and did not play in the next four games ... Posted a career-high 10 rebounds against Murray State.

## 2017-18 (JUNIOR)

Played six minutes going 2-for-2 from the field with one rebound in the team's lone exhibition game vs. Southern Indiana before sustaining a season-ending knee injury.

## 2016-17 (SOPHOMORE)



@triple\_og



@Triple\_Ogg



## CAREER HIGHS

POINTS:	23 vs. LIU, 12/21/15
FGM:	10 vs. LIU, 12/21/15
FGA:	16 vs. LIU, 12/21/15
FTM:	4 vs. HARTFORD, 03/05/16
FTA:	6 vs. SYRACUSE, 12/06/15
3FGM:	-
3FGA:	-
O-REBOUNDS:	5(3x) LAST vs. MURRAY ST., 12/21/18
D-REBOUNDS:	16 vs. WAGNER, 12/18/15
TOTAL REBOUNDS:	19 vs. WAGNER, 12/18/15
ASSISTS:	3 vs. UMBC, 01/13/16
BLOCKS:	4 vs. NEW HAMPSHIRE, 01/16/16
STEALS:	3(2x) LAST vs. ALABAMA ST., 11/07/18
MINUTES:	39 vs. ST. BONAVENTURE, 12/01/15

## SEASON HIGHS

POINTS:	10(2x) LAST vs. CHARLOTTE, 12/01/19
FGM:	5(2x) LAST vs. CHARLOTTE, 12/01/19
FGA:	9 vs. CHARLOTTE, 12/01/19
FTM:	1(2x) LAST vs. GRAMBLING STATE, 11/26/19
FTA:	4 vs. GRAMBLING STATE, 11/26/19
3FGM:	-
3FGA:	-
O-REBOUNDS:	3 AT MIDDLE TENNESSEE, 11/10/19
D-REBOUNDS:	7 vs. CHARLOTTE, 12/01/19
TOTAL REBOUNDS:	8 vs. CHARLOTTE, 12/01/19
ASSISTS:	1(3x) LAST vs. CHARLOTTE, 12/01/19
BLOCKS:	1 vs. CHARLOTTE, 12/01/19
STEALS:	2 AT VIRGINIA, 11/16/19
MINUTES:	23 vs. CHARLOTTE, 12/01/19

## CAREER STATS

Year	GP-GS	MIN	FG-FGA	PCT	3FG-FGA	PCT	FT-FTA	PCT	OFF-DEF	TOT-AVG	PF-FO	A	TO	BLK	ST	PTS-AVG
*2015-16	32-31	916-28.6	135-243	.556	0-0	.000	54-89	.607	75-214	289-9.0	81-2	23	81	41	26	324-10.1
2016-17																
2017-18																
2018-19	28-1	365-13.0	32-86	.372	0-0	.000	6-18	.333	33-50	83-3.0	45-0	9	23	7	11	70-2.5
2019-20	7-1	85-12.1	14-26	.538	0-0	.000	2-6	.333	6-18	24-3.4	8-0	3	9	1	3	30-4.3
TOTAL	67-33	1366-20.4	181-355	.510	0-0	.000	62-113	.549	114-282	396-5.9	134-2	35	113	49	40	424-6.3

\* at Stony Brook



Practiced with the team, but had to sit out from game action due to NCAA transfer rules.

## AT STONY BROOK

Was the 2015-16 America East Conference Rookie of the Year after averaging 10.1 points and 9.0 rebounds per game ... Played in all 32 games during her freshman season at Stony Brook, finishing first on the team in rebounds and blocks, and second on the team in scoring and steals ... Led the AEC in rebounds and was named the AEC Rookie of the Week nine times during the season, just one honor short of the conference record ... Averaged 9.0 rebounds per game, 1.3 blocks per game and hit .556 from the field – all which ranked top 10 in Stony Brook’s single-season rankings ... Finished the season by scoring in double figures 16 times, including nine double-doubles ... Best performances came against LIU Brooklyn, where she scored a career-high 23 points, before an impressive 19-rebound performance against Wagner, which was the best rebounding performance by a Stony Brook player since 2005-06.

## HIGH SCHOOL

During her time at Miami Country Day High School, she was an all-state honoree and three-year captain ... She won two state championships and nearly averaged a double-double with 11.0 points and 9.6 rebounds ... Was named the DICK’s Sporting Goods High School Nationals Most Valuable Player her senior season after leading the Spartans to the state title ... Helped Miami Country Day to a 29-4 record and runner-up finish in the state tournament her freshman season ... Was a two-sport athlete, lettering two years in volleyball ... Played AAU ball on the Nike EYBL Circuit for the Miami Suns Team Fowles under head coach Erika Haney.

## PERSONAL

Place of Birth: Miami, Fla. ... Parent(s): Eucharía and Chris Anyagaligbo ... Siblings: Four sisters (Uchenna, Oluchi, Nikiru, Onyekachi) ... Major: Biology with a minor in Psychology ... Shooting Hand: Left.

## GAME-BY-GAME STATS

(At Stony Brook - 2015-16)												
Opponent	Min	FG-A	3PT-A	FT-A	O-D-T	PF	A	TO	BS	ST	PTS	
Iona	33	4-5	0-0	1-2	1-6-7	2	1	3	2	0	9	
at Hofstra	24	4-7	0-0	4-6	2-7-9	5	0	3	2	0	12	
at Saint Peter's	25	4-9	0-0	1-2	1-8-9	3	0	1	0	2	9	
at Columbia	27	5-7	0-0	1-2	3-7-10	2	2	1	1	0	11	
Ole Miss	25	2-2	0-0	0-4	1-4-5	2	1	3	0	1	4	
St. Bonaventure	39	4-6	0-0	1-2	5-10-15	4	2	4	0	2	9	
at Cornell	34	6-8	0-0	0-2	3-7-10	3	0	4	1	0	12	
at Syracuse	33	7-15	0-0	3-6	1-8-9	1	0	1	3	1	17	
at Yale	31	6-10	0-0	2-3	4-4-8	3	0	2	1	2	14	
Morgan St.	26	3-6	0-0	2-4	0-9-9	3	0	5	1	0	8	
at Wagner	37	3-8	0-0	2-4	3-16-19	2	0	6	1	1	8	
LIU Brooklyn	33	10-16	0-0	3-5	4-8-12	3	2	1	1	0	23	
Harvard	31	5-8	0-0	1-3	5-9-14	3	1	3	1	1	11	
Binghamton	34	7-9	0-0	1-1	4-10-14	1	1	3	1	1	15	
at UMass Lowell	24	2-5	0-0	4-4	0-5-5	2	2	3	0	1	8	
at UMBC	29	2-5	0-0	1-2	3-5-8	1	0	4	2	0	5	
New Hampshire	28	5-10	0-0	3-3	2-9-11	3	1	2	2	3	13	
Hartford	23	7-9	0-0	2-2	2-6-8	1	0	3	1	0	16	
at Albany (NY)	23	-8	0-0	0-0	1-2-3	4	0	1	1	0	14	
at Maine	30	2-4	0-0	1-2	0-8-8	2	0	3	0	2	5	
Vermont	30	4-8	0-0	0-2	3-8-11	3	3	2	1	0	8	
at Binghamton	19	2-2	0-0	0-2	1-4-5	1	0	3	0	1	4	
UMASS Lowell	25	4-8	0-0	0-0	4-3-7	2	1	1	1	0	8	
at Hartford	28	3-9	0-0	3-5	3-7-10	3	0	2	3	2	9	
UMBC	18	2-4	0-0	3-3	3-3-6	5	3	2	1	0	7	
at New Hampshire	31	4-8	0-0	3-3	2-4-6	3	1	6	4	1	11	
Albany (NY)	29	4-7	0-0	3-3	2-5-7	2	0	2	2	1	11	
Maine	26	1-5	0-0	0-0	3-5-8	1	0	1	3	0	2	
at Vermont	30	4-13	0-0	2-4	4-7-11	1	0	2	1	2	10	
Hartford	31	3-6	0-0	4-4	1-9-10	2	1	2	3	0	10	
Maine	36	5-8	0-0	2-2	3-8-11	3	0	1	3	1	12	
Youngstown St.	24	4-8	0-0	1-2	1-3-4	4	1	1	0	1	9	

(RS-Junior - 2018-19)												
Opponent	Min	FG-A	3PT-A	FT-A	O-D-T	PF	A	TO	BS	ST	PTS	
Alabama State	16	1-6	0-0	0-0	3-1-4	3	0	1	0	3	2	
Southern	12	3-4	0-0	0-1	1-2-3	0	1	0	0	0	6	
Virginia	15	1-4	0-0	0-0	3-5-8	1	0	1	0	1	2	
Hight Point	19	0-1	0-0	0-0	0-1-1	3	2	1	0	0	0	
vs. USF	22	3-3	0-0	0-2	2-1-3	3	0	2	0	0	6	
vs. UCLA	DNP											
vs. UNC	2	0-0	0-0	0-0	0-0-0	1	0	0	0	0	0	
Morehead St.	DNP											
Rhode Island	DNP											
at Louisville	3	0-2	0-0	0-0	0-0-0	0	0	0	0	0	0	
MTSU	4	0-0	0-0	0-0	0-0-0	1	0	0	0	0	0	
W. Carolina	18	3-4	0-0	0-0	1-3-4	1	2	0	0	0	6	
Murray St.	19	1-4	0-0	0-2	5-5-10	3	0	0	0	0	2	
Sacred Heart	10	0-4	0-0	0-0	3-5-8	1	0	1	2	0	0	
Vanderbilt	11	3-4	0-0	0-0	1-1-2	2	0	2	1	1	6	
at Miss. St.	21	1-4	0-0	2-2	2-1-3	2	1	2	1	1	4	
at Tennessee	24	6-7	0-0	1-3	0-3-3	4	0	0	0	1	13	
Ole Miss	7	1-3	0-0	0-0	1-0-1	0	0	1	1	0	2	
at LSU	25	2-4	0-0	1-2	1-5-6	2	1	5	0	0	5	
Missouri	15	1-4	0-0	0-0	3-1-4	0	1	3	1	0	2	
at Texas A&M	5	0-3	0-0	0-0	0-0-0	2	0	0	0	0	0	
S. Carolina	16	1-2	0-0	0-2	1-5-6	3	0	0	1	0	2	
Florida	DNP											
at Auburn	DNP											
at Alabama	6	0-0	0-0	0-0	0-0-0	0	0	0	0	0	0	
Arkansas	6	0-3	0-0	0-0	1-1-2	0	0	0	0	0	0	
at S. Carolina	19	0-1	0-0	2-2	1-0-1	4	0	0	0	0	2	
LSU	12	1-4	0-0	0-0	1-3-4	2	1	1	0	2	2	
Texas A&M	12	1-3	0-0	0-0	1-1-2	3	0	0	0	0	2	
at Georgia	16	2-7	0-0	0-0	1-1-2	2	0	1	0	1	4	
vs. Missouri	11	0-0	0-0	0-0	1-2-3	1	0	1	0	0	0	
vs. Princeton	10	1-3	0-0	0-2	0-1-1	0	0	1	0	0	2	
at NC State	9	0-2	0-0	0-0	0-2-2	1	0	0	0	0	0	

(RS-Senior - 2019-20)												
Opponent	Min	FG-A	3PT-A	FT-A	O-D-T	PF	A	TO	BS	ST	PTS	
Mount St. Mary's	6	0-3	0-0	1-2	0-2-2	2	0	0	0	0	1	
at MTSU	22	5-7	0-0	0-0	3-4-7	2	1	2	0	0	10	
Stetson	8	1-3	0-0	0-0	0-3-3	0	0	1	0	0	2	
at Virginia	5	0-1	0-0	0-0	0-0-0	1	0	1	0	2	0	
Morehead St.	9	1-1	0-0	0-0	0-1-1	2	0	0	0	0	2	
Grambling St.	9	2-2	0-0	1-4	2-1-3	0	1	1	0	0	5	
Austin Peay	22	5-9	0-0	0-0	1-7-8	1	1	4	1	1	10	
Charlotte												
Samford												
Winthrop												
Louisville												
at Cal												
at S. Carolina												
Tennessee												
at Alabama												
at Florida												
Texas A&M												
at LSU												
Auburn												
at Missouri												
Florida												
Alabama												
at Arkansas												
Miss. State												
at Ole Miss												
S. Carolina												
Georgia												
at Vandy												

## EXTRA STATS ...

	19-20	Career		19-20	Career
Scored 10+ Points	2	19	2+ Steals	1	9
Scored 15+ Points	-	4	Led UK in Scoring	-	-
Scored 20+ Points	-	1	Led UK in Rebounds	1	4
Made 3+ 3FG	-	-	Led UK in Assists	-	-
Double-figure Rebs.	-	13	Led UK in Steals	-	1
Double-doubles	-	9	Led UK in Blocks	-	2
3+ Assists	-	-			





# NAE NAE COLE

#44 • CENTER • RS-SR • 6-3

GAINESVILLE, VA./PAUL VI HS/NC STATE

## GENERAL

Transferred after three years at NC State in May 2018 and spent the summer impressing the coaching staff with her work ethic ... Strong, physical post player that will help give the Wildcats depth in practice as she sits out the 2018-19 year due to NCAA transfer rules ... Graduated in May.

- SEC Academic Honor Roll (2019)

## 2019-20 (REDSHIRT SENIOR)

Scored four points going 4-of-4 from the free-throw line in UK's win at Virginia.

## 2018-19 (REDSHIRT JUNIOR)

Practiced with the team but did not play due to NCAA transfer rules.

## AT NC STATE

Played in 61 career games for the Wolfpack from 2015 to 2018 averaging 7.0 minutes per game during her career ... As a freshman, she played in 18 games averaging 1.8 points and 1.5 rebounds per game ... Had her best year in 2016-17, playing in 24 games and averaging 2.8 points and 1.3 rebounds per game while hitting 63 percent from the field ... Her final year at NC State, she played in 19 games averaging 3.9 minutes.

## HIGH SCHOOL

Had a tremendous career at Paul VI Catholic High School, helping the Panthers win their ninth straight state championship title her senior season ... Was tabbed first-team All-Western Catholic Athletic Conference and a McDonald's All-American nominee as a senior ... ESPN HoopGurlz ranked her as the No. 100 overall prospect in the 2015 class as a four-star recruit and the 16th-best post player in the class ... Was second on her team in scoring as a senior averaging over 11 points per game ... Was ranked 33rd in the 2015 class by Blue Star Report.



@shesprettytall



@NaeNaeBaller44



## CAREER HIGHS

POINTS:	9 vs. UAB, 11/27/15
FGM:	4(4x) LAST VS. VIRGINIA TECH, 02/12/17
FGA:	11 vs. UAB, 11/27/15
FTM:	4 AT VIRGINIA, 11/16/19
FTA:	4(2x) LAST AT VIRGINIA, 11/16/19
3FGM:	-
3FGA:	1 vs. ECU, 12/20/15
O-REBOUNDS:	3 vs. HIGH POINT, 11/15/15
D-REBOUNDS:	3(4x) LAST VS. SOUTH ALABAMA, 12/19/16
TOTAL REBOUNDS:	5 vs. HIGH POINT, 11/15/15
ASSISTS:	1(4x) LAST VS. NORTH CAROLINA, 02/11/18
BLOCKS:	3 vs. NORTH FLORIDA, 12/04/16
STEALS:	1 AT OLD DOMINION, 11/20/17
MINUTES:	20 vs. LSU, 11/26/15

## SEASON HIGHS

POINTS:	7 vs. CHARLOTTE, 12/01/19
FGM:	3 vs. CHARLOTTE, 12/01/19
FGA:	4(2x) LAST VS. CHARLOTTE, 12/01/19
FTM:	4 AT VIRGINIA, 11/16/19
FTA:	4 AT VIRGINIA, 11/16/19
3FGM:	-
3FGA:	-
O-REBOUNDS:	1(2x) AT VIRGINIA, 11/16/19
D-REBOUNDS:	1(2x) LAST VS. CHARLOTTE, 12/01/19
TOTAL REBOUNDS:	1(4x) LAST VS. CHARLOTTE, 12/01/19
ASSISTS:	-
BLOCKS:	-
STEALS:	-
MINUTES:	11 AT VIRGINIA, 11/16/19

## CAREER STATS

Year	GP-GS	MIN	FG-FGA	PCT	3FG-FGA	PCT	FT-FTA	PCT	OFF-DEF	TOT-AVG	PF-FO	A	TO	BLK	ST	PTS-AVG
*2015-16	18-0	134-7.4	14-36	.389	0-1	.000	4-14	.286	11-16	27-1.5	15-0	1	14	1	3	32-1.8
*2016-17	24-0	222-9.3	29-46	.630	0-0	.000	10-23	.435	11-19	30-1.3	21-1	1	18	9	2	68-2.8
*2017-18	19-0	74-3.9	4-11	.364	0-0	.000	1-6	.167	5-5	10-0.5	6-0	2	9	1	1	9-0.5
2018-19																
2019-20	5-0	43-8.6	4-11	.364	0-0	.000	6-8	.750	2-2	4-0.8	12-0	0	6	0	0	14-2.8
Total	66-0	473-7.2	51-104	.490	0-1	.000	21-51	.412	29-42	71-1.1	54-1	4	47	11	6	123-1.9

\* at NC State



PERSONAL

Place of Birth: Chicago, Ill. ... Parent(s): John Cole, Jr. and Demetrice Cole ... Siblings: One sister, Demariyah Cole ... Major: Social Work ... Shooting Hand: Right.

EXTRA STATS ...					
	19-20	Career		19-20	Career
Scored 10+ Points	-	-	2+ Steals	-	-
Scored 15+ Points	-	-	Led UK in Scoring	-	-
Scored 20+ Points	-	-	Led UK in Rebounds	-	-
Made 3+ 3FG	-	-	Led UK in Assists	-	-
Double-figure Rebs	-	-	Led UK in Steals	-	-
Double-doubles	-	-	Led UK in Blocks	-	-
3+ Assists	-	-			

GAME-BY-GAME STATS

(Freshman - 2015-16)												
Opponent	Min	FG-A	3PT-A	FT-A	O-D-T	PF	A	TO	BS	ST	PTS	
Villanova	DNP											
High Point	12	2-3	0-0	0-2	3-2-5	0	0	1	0	0	4	
Radford	15	2-4	0-0	0-0	2-0-2	1	0	2	0	0	7	
at Liberty	13	0-0	0-0	0-0	1-1-2	2	0	0	0	0	0	
Davidson	7	0-0	0-0	0-0	0-1-1	3	0	3	0	1	0	
vs. Seton Hall	7	0-2	0-0	0-0	0-2-2	1	0	1	0	0	0	
vs. UAB	17	4-11	0-0	1-3	1-2-3	2	0	1	0	0	9	
at Nebraska	13	1-5	0-0	1-3	1-2-3	0	0	0	0	0	3	
Charlotte	4	0-0	0-0	0-0	0-0-0	0	0	0	0	0	0	
Elon	5	0-2	0-0	0-0	0-1-1	1	0	1	0	0	0	
Western Carolina	7	4-4	0-0	0-0	3-1-4	0	1	1	1	1	8	
vs. EKU	9	1-2	0-1	1-2	0-3-3	1	0	2	0	0	3	
at Florida	DNP											
at Miami	6	0-1	0-0	0-0	0-0-0	0	0	1	0	0	0	
Wake Forest	7	0-0	0-0	1-2	0-0-0	1	0	0	0	0	1	
Georgia Tech	2	0-0	0-0	0-0	0-0-0	0	0	0	0	0	0	
at Pittsburgh	DNP											
at Duke	DNP											
Louisville	DNP											
at Virginia Tech	2	0-0	0-0	0-0	0-0-0	0	0	0	0	0	0	
Virginia	DNP											
North Carolina	1	0-0	0-0	0-0	0-1-1	1	0	0	0	0	0	
at Notre Dame	6	0-2	0-0	0-2	0-0-0	2	0	1	0	1	0	
at Wake Forest	DNP											
vs. Boston College	1	0-0	0-0	0-0	0-0-0	0	0	0	0	0	0	
Syracuse	DNP											
at North Carolina	DNP											
Florida State	DNP											
at Clemson	DNP											
vs. Boston College	DNP											
vs. Syracuse	DNP											
(Sophomore - 2016-17)												
Opponent	Min	FG-A	3PT-A	FT-A	O-D-T	PF	A	TO	BS	ST	PTS	
Wofford	13	2-2	0-0	2-4	1-3-4	1	0	1	1	0	6	
Hampton	8	2-2	0-0	0-0	1-3-4	2	0	3	0	0	4	
College of Char.	11	2-3	0-0	1-2	1-1-2	0	0	0	2	1	5	
MDEU	4	0-0	0-0	0-0	0-0-0	0	0	0	0	1	0	
vs. K-STATE	9	0-0	0-0	1-2	0-0-0	0	0	1	0	0	0	
vs. UTEP	8	0-1	0-0	0-0	0-0-0	0	0	0	0	0	1	
vs. LSU	20	4-4	0-0	0-0	2-1-3	5	0	2	0	0	8	
Indiana	7	1-1	0-0	0-0	0-1-1	1	0	1	0	0	2	
North Florida	16	2-3	0-0	0-0	1-1-2	1	0	1	3	0	4	
UNCW	13	1-1	0-0	1-2	0-1-1	1	0	1	0	0	3	
N.C. Central	15	3-7	0-0	1-2	0-0-0	0	0	0	0	0	7	
at Tulane	12	2-7	0-0	0-0	1-0-1	2	0	0	0	0	4	
at South Alabama	9	1-2	0-0	1-2	0-3-3	1	0	1	0	0	3	
Notre Dame	17	2-2	0-0	0-0	0-0-0	0	0	1	1	0	4	
Miami	7	0-0	0-0	0-2	0-1-1	0	0	0	0	0	0	
at Wake Forest	2	0-0	0-0	0-0	0-0-0	1	0	0	0	0	0	
at Syracuse	DNP											
Duke	DNP											
Clemson	DNP											
Pittsburgh	4	1-2	0-0	0-1	0-0-0	0	0	2	0	0	2	
at North Carolina	DNP											
at Louisville	DNP											
at Georgia Tech	DNP											
Virginia Tech	16	4-5	0-0	0-2	2-0-2	1	1	2	1	0	8	
at Boston College	4	1-2	0-0	0-0	1-1-2	0	0	0	0	0	2	
Wake Forest	1	0-0	0-0	0-0	0-0-0	1	0	0	0	0	0	
North Carolina	12	1-1	0-0	1-2	0-2-2	2	0	1	0	0	3	
at Virginia	5	0-1	0-0	0-0	1-0-1	1	0	0	0	0	0	
vs. Louisville	DNP											
vs. Auburn	2	0-0	0-0	2-2	0-1-1	0	0	0	0	0	2	
vs. Texas	7	0-0	0-0	0-0	0-0-0	0	0	1	0	0	0	
(Junior - 2017-18)												
Opponent	Min	FG-A	3PT-A	FT-A	O-D-T	PF	A	TO	BS	ST	PTS	
Jacksonville	5	0-0	0-0	0-0	1-2-3	0	0	0	0	0	0	
Davidson	9	0-0	0-0	0-2	0-0-0	0	0	1	0	0	0	
UNC Asheville	11	0-1	0-0	0-0	0-0-0	1	0	1	0	0	0	
South Alabama	8	1-4	0-0	0-0	1-1-2	1	0	0	0	0	2	
at Old Dominion	3	0-0	0-0	1-2	1-0-1	0	0	0	0	1	1	
vs. Alabama	3	0-0	0-0	0-0	0-0-0	0	0	1	0	0	0	
vs. SD State	DNP											
at Rutgers	DNP											
Tulane	6	0-0	0-0	0-0	0-1-1	0	0	0	1	0	0	
Georgetown	1	0-0	0-0	0-0	0-0-0	0	0	0	0	0	0	
ETSU	2	0-2	0-0	0-0	0-0-0	0	0	0	0	0	0	
Elon	DNP											
at Vanderbilt	DNP											
at Virginia Tech	DNP											
Louisville	DNP											
Virginia	DNP											
at Duke	2	0-0	0-0	0-0	0-1-1	0	0	0	0	0	0	
Georgia Tech	2	0-0	0-0	0-0	0-0-0	1	0	0	0	0	0	
Syracuse	DNP											
at North Carolina	DNP											
at Wake Forest	DNP											
at Clemson	5	0-0	0-0	0-0	0-0-0	1	0	3	0	0	0	
Florida State	DNP											
Boston College	1	0-0	0-0	0-0	0-0-0	0	1	0	0	0	0	
at Miami	DNP											
North Carolina	3	0-0	0-0	0-2	0-0-0	0	1	1	0	0	0	
Wake Forest	DNP											
at Pitt	DNP											
at Notre Dame	2	0-0	0-0	0-0	0-0-0	0	0	0	0	0	0	
vs. North Carolina	1	0-0	0-0	0-0	0-0-0	0	0	0	0	0	0	
vs. Duke	DNP											
vs. Louisville	DNP											
Elon	4	1-2	0-0	0-0	1-0-1	2	0	1	0	0	2	
Maryland	2	0-0	0-0	0-0	0-0-0	0	0	1	0	0	0	
vs. Miss. State	4	2-2	0-0	0-0	1-0-1	0	0	0	0	0	4	
(RS-Senior - 2019-20)												
Opponent	Min	FG-A	3PT-A	FT-A	O-D-T	PF	A	TO	BS	ST	PTS	
Mount St. Mary's	7	1-1	0-0	0-0	1-0-1	3	0	2	0	0	2	
at MTSU	DNP											
Stetson	6	0-1	0-0	0-0	0-0-0	1	0	1	0	0	0	
at Virginia	11	0-1	0-0	4-4	1-0-1	3	0	1	0	0	4	
Morehead St.	9	0-4	0-0	1-2	0-1-1	2	0	1	0	0	1	
Grambling St.	DNP											
Austin Peay	7	3-4	0-0	1-2	0-1-1	3	0	1	0	0	7	
Charlotte												
Samford												
Winthrop												
Louisville												
at Cal												
at S. Carolina												
Tennessee												
at Alabama												
at Florida												
Texas A&M												
at LSU												
Auburn												
at Missouri												
Florida												
Alabama												
at Arkansas												
Miss. State												
at Ole Miss												
S. Carolina												
Georgia												
at Vandy												





# DRE'UNA EDWARDS

#44 • FORWARD • SOPH • 6-2

LAS VEGAS, NEV./LIBERTY HS/UTAH

## GENERAL

The 2019 Pac-12 Freshman of the Year after an incredible rookie season at Utah ... Transferred to Kentucky in the spring of 2019 and will sit out the 2019-20 season due to NCAA transfer rules ... Sustained a torn ACL at the end of the 2019 season and is currently recovering from injury ... When healthy, is a difference maker all over the floor for the Wildcats ... Loves to be physical on the inside and can also run the floor and be dynamic on the fast break.

## 2019-20 (SOPHOMORE)

Will practice with the team but miss the 2019-20 season due to NCAA transfer rules.

## AT UTAH

Outstanding freshman season at Utah starting in 26 games and averaging 11.6 points and 6.7 rebounds per game en route to Pac-12 Freshman of the Year honors ... Scored 20 or more points three times for the Utes, including 18 double-digit scoring games ... Top performance on the year came against UCLA, scoring a career-high tying 21 points while shooting 50 percent from the field and a perfect 9-of-9 from the free-throw line ... Also had 21 points against Arizona and recorded a career-high 15 rebounds twice on the year ... Shot 54 percent from the field and 76.3 percent from the free-throw line ... Ranked as one of the best freshman in the nation in 2018-19 as evident by her earning six Pac-12 Freshman of the Week honors ... Strong field-goal percentage would have ranked second nationally among freshmen had she not missed the team's final four games due to injury ... Shot 50 percent or better from the field in 17 games and had five or more rebounds in 20 games ... Added 40 steals, 36 assists and 29 blocks.

## HIGH SCHOOL

Was a two-time Southwest League Player of the Year for Liberty High School in Las Vegas averaging 18.4 points, 10.3 rebounds, 3.9 steals and 1.7 blocks per game as a senior ... Averaged 16.8 points and 14.0 rebounds per game as a junior ... Led her team to four straight regional championships and a state championship game appearance in 2018 ... Named Las Vegas Review-Journal First-Team All-State in 2018 and was a two-time USA Today All-USA Nevada Girls Basketball First-Team selection ... As a senior, she was tabbed to the Naismith Trophy Girls High



@bigdawg\_dree



@lhoopDrea44



## CAREER HIGHS

POINTS:	21 vs. ARIZONA, 02/15/19
FGM:	9 AT WASHINGTON ST., 12/08/18
FGA:	17 AT ARIZONA, 02/15/19
FTM:	9 vs. UCLA, 02/10/19
FTA:	9 vs. UCLA, 02/10/19
3FGM:	-
3FGA:	1 AT OREGON, 02/01/19
O-REBOUNDS:	8 vs. BYU, 12/08/18
D-REBOUNDS:	11 vs. ARIZONA, 01/06/19
TOTAL REBOUNDS:	15 vs. BYU, 12/08/19
ASSISTS:	4 vs. CAL, 01/25/19
BLOCKS:	3 vs. HAWAII, 12/21/18
STEALS:	4 vs. SEATTLE, 11/26/18
MINUTES:	35 vs. BYU, 12/08/18

## SEASON HIGHS

POINTS:	-
FGM:	-
FGA:	-
FTM:	-
FTA:	-
3FGM:	-
3FGA:	-
O-REBOUNDS:	-
D-REBOUNDS:	-
TOTAL REBOUNDS:	-
ASSISTS:	-
BLOCKS:	-
STEALS:	-
MINUTES:	-

## CAREER STATS

Year	GP-GS	MIN	FG-FGA	PCT	3FG-FGA	PCT	FT-FTA	PCT	OFF-DEF	TOT-AVG	PF-FO	A	TO	BLK	ST	PTS-AVG
*2018-19	26-26	597-23.0	128-237	.540	0-1	.000	45-59	.763	66-109	175-6.7	63-1	36	58	29	40	301-11.6
2019-20									DNP-Transfer							
Total	26-26	597-23.0	128-237	.540	0-1	.000	45-59	.763	66-109	175-6.7	63-1	36	58	29	40	301-11.6
* at Utah																



School Player of the Year watch list.

PERSONAL

Place of Birth: Compton, Calif. ... Parent(s): Shonnise Harston and Andre Edwards ... Siblings: Has nine brothers and sisters ... Major: Pre-Social Work ... Shooting Hand: Right.

GAME-BY-GAME STATS

(Freshman - 2018-19)

Opponent	Min	FG-A	3PT-A	FT-A	O-D-T	PF	A	TO	BS	ST	PTS
at Nevada	24	6-16	0-0	4-5	6-9-15	3	1	2	1	0	16
Alabama	32	4-9	0-0	2-2	3-7-10	2	2	3	3	3	10
Long Beach St.	24	6-8	0-0	1-2	1-5-6	2	1	1	1	1	13
Idaho St.	18	2-6	0-0	2-2	0-1-1	2	0	2	1	3	6
at E. Washington	27	8-11	0-0	3-4	2-7-9	1	2	6	2	3	19
Seattle U	20	5-11	0-0	2-2	3-2-5	0	1	1	1	4	12
Utah Valley	18	2-8	0-0	3-4	4-2-6	4	2	2	3	3	7
BYU	35	6-11	0-0	0-2	8-7-15	1	1	2	1	3	12
Weber St.	24	9-13	0-0	1-2	6-6-12	3	1	2	1	2	19
Florida	32	6-10	0-0	0-0	5-3-8	1	2	3	2	2	12
Hawaii	24	4-9	0-0	2-2	2-3-5	3	0	3	3	0	10
at Colorado	20	7-14	0-0	0-0	4-2-6	4	2	1	1	1	14
Arizona St.	26	5-6	0-0	0-0	0-2-2	4	3	4	0	0	10
Arizona	21	4-7	0-0	3-4	1-11-12	4	1	0	0	0	11
at Washington St.	29	9-15	0-0	2-4	1-5-6	4	2	3	1	2	20
at Washington	31	7-9	0-0	0-0	2-8-10	2	4	3	2	2	14
Colorado	13	1-3	0-0	0-0	1-2-3	1	1	1	1	0	2
California	28	6-9	0-0	3-4	2-0-2	2	4	0	0	2	15
Stanford	23	1-5	0-0	2-2	2-3-5	1	1	2	1	2	4
at Oregon	16	4-6	0-1	1-2	0-1-1	5	1	2	0	1	9
at Oregon St.	12	2-4	0-0	0-0	2-4-6	4	1	4	2	0	4
Southern California	25	5-9	0-0	0-0	0-7-7	2	2	3	1	1	10
UCLA	28	6-12	0-0	9-9	4-2-6	3	1	1	0	1	21
at Arizona	24	8-17	0-0	5-7	5-5-10	1	0	1	1	2	21
at Arizona State	16	4-7	0-0	0-0	1-5-6	4	0	4	0	1	8
Washington	7	1-2	0-0	0-0	1-0-1	0	0	2	0	1	2

(Sophomore - 2019-20)

Opponent	Min	FG-A	3PT-A	FT-A	O-D-T	PF	A	TO	BS	ST	PTS
Mount St. Mary's	DNP										
at MTSU	DNP										
Stetson	DNP										
at Virginia	DNP										
Morehead St.	DNP										
Grambling St.	DNP										
Austin Peay	DNP										
Charlotte											
Samford											
Winthrop											
Louisville											
at Cal											
at S. Carolina											
Tennessee											
at Alabama											
at Florida											
Texas A&M											
at LSU											
Auburn											
at Missouri											
Florida											
Alabama											
at Arkansas											
Miss. State											
at Ole Miss											
S. Carolina											
Georgia											
at Vandy											

EXTRA STATS ...

	19-20	Career		19-20	Career
Scored 10+ Points	-	18	2+ Steals	-	12
Scored 15+ Points	-	7	Led UK in Scoring	-	-
Scored 20+ Points	-	3	Led UK in Rebounds	-	-
Made 3+ 3FG	-	-	Led UK in Assists	-	-
Double-figure Rebs	-	7	Led UK in Steals	-	-
Double-doubles	-	7	Led UK in Blocks	-	-
3+ Assists	-	3			





# BLAIR GREEN

#5 • GUARD • SOPH • 6-0

HARLAN, KY./HARLAN COUNTY HS

## GENERAL

Impressive in-state prospect that has a strong motor and high basketball IQ ... Athletic, versatile guard that can score from the perimeter but also create off the dribble ... Was named 2018 Naismith High School All-America Honorable Mention after scoring 93 points in three games to lead Harlan County to the KHSAA State Tournament ... Picked Kentucky over Louisville, Dayton, Tennessee and UCLA.

- SEC Academic Honor Roll (2019)
- SEC All-Freshman Team (2019)

## 2019-20 (SOPHOMORE)

Played 20+ minutes in both games scoring 13 points with 10 rebounds and two assists... Scored a season-best 12 points against Morehead State, adding two rebounds and two steals... Recorded her second straight double-digit game scoring 12 points against Grambling State on 5-of-6 from the field and 2-of-3 from long range, adding three rebounds and three assists.

## 2018-19 (FRESHMAN)

Played in all 33 games for the Wildcats, averaging 5.3 points and 2.0 rebounds per game ... Played 17.6 minutes per game hitting .426 from the field and .364 from long range ... Scored 10 or more points in four games, including a season best 13 points with three rebounds, one assist and one steal in 22 minutes against Alabama State ... That performance in her varsity debut marked the seventh best scoring performance by a UK player in their first varsity game in program history ... Had four or more rebounds in five games including a season best six boards against Murray State with nine points ... Went 3-of-3 from long range against Middle Tennessee ... Rallied nine points at LSU going 4-of-7 from the field with a 3 and two rebounds ... Added defensive energy and intensity vs. Florida, earning eight points, five rebounds and led UK with two steals ... Scored 12 points at Auburn on a perfect 5-of-5 from the field and 2-of-2 from long range, adding three rebounds.



@blairgreen32



@greenblair32



## CAREER HIGHS

Points:	13 vs. ALABAMA ST., 11/07/18
FGM:	5(4x) LAST vs. GRAMBLING STATE, 11/26/19
FGA:	11 vs. Florida, 01/03/19
FTM:	5 vs. MOREHEAD, 11/21/19
FTA:	8 vs. MOREHEAD, 11/21/19
3FGM:	3 vs. MTSU, 12/15/18
3FGA:	5 vs. MOREHEAD, 11/21/19
O-Rebounds:	3 AT MIDDLE TENNESSEE, 11/10/19
D-Rebounds:	4 vs. Murray St., 12/21/18
Total Rebounds:	6 vs. Murray St., 12/21/18
Assists:	3(2x) LAST vs. GRAMBLING STATE, 11/26/19
Blocks:	2 vs. Virginia, 11/15/18
Steals:	3 vs. Virginia, 11/15/18
Minutes:	33 vs. Florida, 01/03/19

## SEASON HIGHS

POINTS:	12(2x) LAST vs. GRAMBLING STATE, 11/26/19
FGM:	5 vs. GRAMBLING STATE, 11/26/19
FGA:	10 vs. MOUNT ST. MARY'S, 11/05/19
FTM:	5 vs. MOREHEAD, 11/21/19
FTA:	8 vs. MOREHEAD, 11/21/19
3FGM:	2 vs. GRAMBLING STATE, 11/26/19
3FGA:	5 vs. MOREHEAD, 11/21/19
O-REBOUNDS:	3 AT MIDDLE TENNESSEE, 11/10/19
D-REBOUNDS:	3 vs. MOUNT ST. MARY'S, 11/05/19
TOTAL REBOUNDS:	5(2x) AT MIDDLE TENNESSEE, 11/10/19
ASSISTS:	3 vs. GRAMBLING STATE, 11/26/19
BLOCKS:	-
STEALS:	2 vs. MOREHEAD, 11/21/19
MINUTES:	26(2x) LAST vs. GRAMBLING STATE, 11/26/19

## CAREER STATS

Year	GP-GS	MIN	FG-FGA	PCT	3FG-FGA	PCT	FT-FTA	PCT	OFF-DEF	TOT-AVG	PF-FO	A	TO	BLK	ST	PTS-AVG
2018-19	33-0	582-17.6	72-169	.426	16-44	.364	15-17	.882	14-52	66-2.0	48-1	13	41	8	20	175-5.3
2019-20	7-0	158-22.6	22-51	.431	3-17	.176	8-12	.667	10-9	19-2.7	10-0	8	11	0	2	55-7.9
TOTAL	40-0	740-18.5	94-220	.427	19-61	.311	23-29	.793	24-61	85-2.1	58-1	21	52	8	22	230-5.8



## HIGH SCHOOL

Shinned as a senior at Harlan County High School helping the Black Bears to the KHSAA State Tournament ... Impressive performance in the regional tournament starting with 23 points and five rebounds against Pineville before 38 points, eight rebounds, four assists and two steals vs. South Laurel in the semifinals ... In the regional championship against North Laurel, she had 32 points, six assists, five steals and four rebounds, shooting 12-of-19 from the field ... Averaged 26.0 points per game and 6.5 rebounds per game as a senior, hitting 59.3 percent from the field and was an impressive 157-of-186 (84.4 percent) from the free-throw line ... Strong senior campaign led her to be a McDonald's All-America nominee and a member of the Naismith Trophy Preseason Watch List ... Was a finalist for Kentucky Miss Basketball ... Four-star prospect according to ESPN.com and ProspectsNation.com ... ESPN.com ranked her as the ninth best wing in the 2018 class and praised her long-range shooting, ability to exploit mismatches, rebound, handle and pass in transition ... ProspectsNation.com ranked her as the 46th best player overall in the 2018 class ... Incredible junior season averaging 23.1 points per game with 7.2 rebounds per game ... Shot 53.8 percent from the floor as a junior, including 43.8 percent (39-for-89) from 3 and 77.2 percent from the free throw line ... The strong season paced Harlan County to a 28-3 record and a appearance in the regional championship game ... Averaged over 18 points per game with eight rebounds per game for the Black Bears as a sophomore, hitting over 50 percent from the field ... Coached in high school by her mother, Debbie Green, who was also a letterwinner one season at Kentucky ... Was named a first-team all-state performer by both the Lexington Herald-Leader and Louisville Courier-Journal in 2017 and 2018 ... Was second-team all-state by the Louisville Courier-Journal and Lexington Herald Leader in 2016 ... Honorable mention all-state as a freshman by multiple outlets ... Played for the AAU Kentucky Premier team coached by Jarrad Parmley.

## PERSONAL

Place of Birth: Knoxville, Tenn. ... Parent(s): Debbie and Elgin Green ... Siblings: One brother, Blaine Green ... Major: Kinesiology ... Shooting Hand: Right.

## GAME-BY-GAME STATS

(Freshman - 2018-19)

Opponent	Min	FG-A	3PT-A	FT-A	O-D-T	PF	A	TO	BS	ST	PTS
Alabama State	22	5-10	1-3	2-2	1-2-3	1	1	1	0	1	13
Southern	18	1-9	1-4	0-0	0-1-1	4	1	1	0	2	3
Virginia	17	3-5	1-2	2-2	0-1-1	1	0	2	2	3	9
Hight Point	28	5-10	0-1	0-0	1-3-4	0	3	1	1	0	10
vs. USF	12	2-3	0-1	0-0	0-2-1	5	0	1	0	0	4
vs. UCLA	24	2-6	0-1	2-2	0-2-2	2	1	0	0	1	6
vs. UNC	6	0-2	0-0	2-2	1-0-1	1	0	2	0	1	2
Morehead St.	32	33-9	0-1	2-2	2-3-5	4	0	5	0	1	8
Rhode Island	21	1-8	0-0	0-0	0-2-2	1	0	0	0	0	2
at Louisville	13	0-2	0-0	0-0	0-1-1	1	0	0	0	0	0
MTSU	21	3-5	3-3	2-2	0-1-1	2	1	2	0	0	11
W. Carolina	22	2-6	0-2	0-0	0-3-3	3	1	3	1	1	4
Murray St.	19	4-6	1-1	0-0	2-4-6	3	0	3	1	0	9
Sacred Heart	19	4-9	0-0	0-0	0-3-3	1	0	0	0	0	8
Vanderbilt	18	4-5	0-0	1-1	2-0-2	2	1	2	0	2	9
at Miss. St.	6	1-2	0-0	0-0	0-0-0	1	0	1	0	0	2
at Tennessee	12	1-1	0-0	0-0	0-1-1	0	1	1	0	1	2
Ole Miss	26	4-9	1-3	0-0	0-3-3	0	1	0	0	0	9
at LSU	24	4-7	1-3	0-0	0-2-2	3	0	3	0	0	9
Missouri	17	2-4	0-1	0-0	1-1-2	0	0	1	1	1	4
at Texas A&M	10	2-3	1-1	0-0	0-0-0	0	1	3	0	0	5
S. Carolina	13	0-3	0-1	0-0	0-1-1	1	0	0	0	0	0
Florida	33	3-11	1-3	1-2	2-3-5	1	2	0	0	2	8
at Auburn	19	5-5	2-2	0-0	0-3-3	1	1	2	1	0	12
at Alabama	19	2-4	2-3	0-0	0-2-2	0	0	0	0	1	6
Arkansas	24	2-5	0-0	0-0	2-3-5	1	0	2	0	0	4
at S. Carolina	18	2-5	0-1	0-0	0-0-0	1	0	1	0	2	4
LSU	13	0-2	0-0	1-2	0-0-0	2	0	0	0	0	1
Texas A&M	16	1-3	0-2	0-0	0-1-1	1	0	1	1	0	2
at Georgia	18	2-4	1-2	0-0	0-3-3	0	0	1	0	1	5
vs. Missouri	11	0-0	0-0	0-0	1-2-3	1	0	1	0	0	0
vs. Princeton	2	1-1	0-0	0-0	0-0-0	1	1	0	0	0	2
at NC State	6	0-2	0-2	0-0	0-1-1	2	0	0	0	0	0

(Sophomore - 2019-20)

Opponent	Min	FG-A	3PT-A	FT-A	O-D-T	PF	A	TO	BS	ST	PTS
Mount St. Mary's	22	3-10	0-3	1-2	2-3-5	0	1	1	0	0	7
at MTSU	23	3-9	0-3	0-0	3-2-5	3	1	1	0	0	6
Stetson	22	3-8	0-2	2-2	1-1-2	2	0	1	0	0	8
at Virginia	16	1-3	0-1	0-0	1-0-1	0	0	3	0	0	2
Morehead St.	26	3-9	1-5	5-8	1-1-2	2	1	3	0	2	12
Grambling St.	25	5-6	2-3	0-0	2-1-3	2	3	0	0	0	12
Austin Peay	22	4-6	0-0	0-0	0-1-1	1	2	2	0	0	8
Charlotte											
Samford											
Winthrop											
Louisville											
at Cal											
at S. Carolina											
Tennessee											
at Alabama											
at Florida											
Texas A&M											
at LSU											
Auburn											
at Missouri											
Florida											
Alabama											
at Arkansas											
Miss. State											
at Ole Miss											
S. Carolina											
Georgia											
at Vandy											

## EXTRA STATS ...

	19-20	Career		19-20	Career
Scored 10+ Points	2	6	2+ Steals	1	6
Scored 15+ Points	-	-	Led UK in Scoring	-	-
Scored 20+ Points	-	-	Led UK in Rebounds	-	-
Made 3+ 3FG	-	1	Led UK in Assists	-	1
Double-figure Rebs	-	-	Led UK in Steals	-	2
Double-doubles	-	-	Led UK in Blocks	-	4
3+ Assists	1	2			





# SABRINA HAINES

#1 • GUARD • RS-SR • 5-10

PHOENIX, ARIZ./DESERT VISTA HS/ARIZONA STATE

## GENERAL

Electric guard that will be a scoring threat when she returns to the court after sitting out the 2018-19 season due to NCAA transfer rules ... Transferred to Kentucky from Arizona State in June of 2018 and spent the summer working out with the team as she returns from a knee injury ... Played in Rupp Arena in 2016-17 for the Sun Devils against the Wildcats, scoring nine points with four rebounds and two assists.

- SEC Academic Honor Roll (2019)

## 2019-20 (REDSHIRT SENIOR)

In her Kentucky debut against Mount St. Mary's, scored seven points and added eight rebounds... Recorded a game-high and career-high four steals at Middle Tennessee, while leading the team in 3FGM with a game-high and career-high four 3-pointers for 12 points... Led Kentucky in scoring at Virginia with 17 points on 6-of-12 shooting, adding three rebounds and two assists... Scored 14 points against Morehead State, adding six rebounds and four steals... Scored 10 points and posted nine rebounds against Austin Peay, while dishing out three assists.

## 2018-19 (REDSHIRT JUNIOR)

Practiced with the team but did not play due to NCAA transfer rules.

## AT ARIZONA STATE

Played in 75 career games with 38 starts at Arizona State before her third season was cut short after only nine games due to injury ... Shined on and off the court in Tempe, earning Pac-12 All-Freshman honorable mention honors in 2016, while she was Pac-12 All-Academic honorable mention in 2017 and second-team in 2018 ... As a freshman in 2015-16, she played in every game and led the team in free-throw percentage and was second in 3-point field-goal percentage and fourth in 3-pointers ... Best performance as a rookie was a season-high 19 points – including 14 in the second half – on 5-of-7 shooting against Washington State ... Added six rebounds against the Cougars ... Scored in double figures against Hawaii, Columbia and Oregon during the year on her way to Pac-12 All-Freshman honors ... Blossomed as a sophomore, play-



@sabrinahaines



@sabrinahaines



## CAREER HIGHS

POINTS:	19(2x) LAST VS. SACRAMENTO ST., 11/18/17
FGM:	6(2x) LAST AT VIRGINIA, 11/16/197
FGA:	12 AT VIRGINIA, 11/16/19
FTM:	7 AT WASHINGTON STATE, 01/10/16
FTA:	9(2x) LAST VS. STETSON, 11/13/19
3FGM:	4(2x) LAST AT MIDDLE TENNESSEE, 11/10/19
3FGA:	7(2x) LAST VS. MOREHEAD, 11/21/19
O-REBOUNDS:	4 VS. STETSON, 11/13/19
D-REBOUNDS:	8 AT FRESNO STATE, 11/15/17
TOTAL REBOUNDS:	9(2x) LAST VS. CHARLOTTE, 12/01/19
ASSISTS:	6(2x) LAST AT USC, 01/29/17
BLOCKS:	1(5x) LAST VS. ILLINOIS STATE, 11/11/16
STEALS:	4(3x) LAST AT MIDDLE TENNESSEE, 11/10/19
MINUTES:	35 VS. WASHINGTON, 01/15/17

## SEASON HIGHS

POINTS:	17 AT VIRGINIA, 11/16/19
FGM:	6 AT VIRGINIA, 11/16/19
FGA:	12 AT VIRGINIA, 11/16/19
FTM:	3(4x) LAST VS. GRAMBLING STATE, 11/26/19
FTA:	9 VS. STETSON, 11/13/19
3FGM:	4 AT MIDDLE TENNESSEE, 11/10/19
3FGA:	7 VS. MOREHEAD, 11/21/19
O-REBOUNDS:	4 VS. STETSON, 11/13/19
D-REBOUNDS:	6(2x) LAST VS. CHARLOTTE, 12/01/19
TOTAL REBOUNDS:	9 VS. CHARLOTTE, 12/01/19
ASSISTS:	3(2x) LAST VS. CHARLOTTE, 12/01/19
BLOCKS:	-
STEALS:	4 AT MIDDLE TENNESSEE, 11/10/19
MINUTES:	26 VS. MOUNT ST. MARY'S, 11/05/19

## CAREER STATS

Year	GP-GS	MIN	FG-FGA	PCT	3FG-FGA	PCT	FT-FTA	PCT	OFF-DEF	TOT-AVG	PF-FO	A	TO	BLK	ST	PTS-AVG
*2015-16	33-0	574-17.4	60-144	.416	15-47	.319	39-45	.867	25-47	72-2.2	53-0	27	24	4	23	174-5.2
*2016-17	33-32	896-27.2	70-195	.359	29-75	.387	58-67	.866	18-66	84-2.5	73	79	55	1	32	227-6.9
*2017-18	9-6	220-24.4	29-72	.403	8-28	.286	26-30	.867	9-25	34-3.8	20-1	8	17	0	11	92-10.2
2018-19										DNP - Transfer						
2019-20	7-7	192-27.4	24-55	.436	14-30	.467	15-25	.600	14-24	38-5.4	10-0	12	6	0	12	77-11.0
TOTAL	82-45	1882-23.0	183-466	.393	66-180	.367	138-167	.826	66-162	228-2.8	156-2	126	102	5	78	570-7.0

\* at Arizona State



ing in every game with 32 starts leading the team in 3s and free-throw percentage while sitting second in assists and fourth in scoring and steals ... Scored in double figures nine times during the 2016-17 season, including a season-best 17 against Washington State ... Was a star in Arizona State's four postseason games in 2016-17, averaging 13.3 points per game on 48 percent shooting from the field, including 50 percent from long range ... In the Pac-12 Tournament, she scored 12 points against Utah and 14 against UCLA and continued that hot scoring in the NCAA Tournament with 15 points in the opener vs. Michigan State before 12 points and three 3s against eventual national champion South Carolina in the second round ... Prior to her injury in 2017-18, she played in all nine of ASU's games and had scored in double figures five times, including a career-high tying 19 points against Sacramento State ... At the time of her injury, she was averaging 10.2 points per game, which ranked second on the team and had been named to the ASU Classic All-Tournament Team after averaging 14.5 points, shooting 56 percent from the field in wins over Buffalo and UC Riverside.

HIGH SCHOOL

A 2015 graduate of Desert Vista High School in Phoenix where she averaged 10.8 points, 4.5 rebounds, 2.5 assists and 2.5 steals during her high school career ... Was one of five players named to The Arizona Republic's All-Arizona girls basketball team in addition to earning All-Tribune First-Team honors following a senior season in which she averaged 15.1 points, 5.4 rebounds, 4.3 assists and 3.3 steals ... A participant in USA Basketball's 16-under National team trials in May of 2013 and the USA Basketball Women's U17 World Championship Team Trials in April 2014, she was a top-100 player in the class of 2015 out of high school.

PERSONAL

Place of Birth: Colorado Springs, Colo. ... Parent(s): Ryan Haines and Sharon Valdivia ... Major: Journalism with a minor in Sociology ... Shooting Hand: Right.

GAME-BY-GAME STATS

(Freshman - 2015-16)												
Opponent	Min	FG-A	3PT-A	FT-A	O-D-T	PF	A	TO	BS	ST	PTS	
Kentucky	3	0-1	0-1	0-0	0-0-0	1	0	1	0	0	0	
at SMU	15	0-3	0-1	0-0	0-2-2	2	2	0	0	1	0	
South Carolina	11	2-2	2-2	0-0	2-1-3	0	0	1	0	0	6	
at Hawaii	29	3-7	0-2	5-5	0-4-4	3	0	0	1	0	11	
CSU Bakersfield	23	3-6	1-3	0-0	0-2-2	4	0	2	0	0	7	
VCU	18	3-4	1-1	0-0	1-3-4	1	1	3	0	0	7	
Columbia	22	3-5	3-4	2-2	1-1-2	1	0	0	1	1	11	
at Syracuse	22	0-3	0-2	0-0	1-2-3	2	1	0	0	1	0	
at Marquette	27	2-4	0-0	2-2	0-1-1	0	0	0	0	2	6	
Marquette	13	3-6	1-3	0-1	1-0-1	2	1	1	0	0	7	
Florida St.	12	2-5	2-2	0-0	1-1-2	4	0	0	0	0	6	
CSUN	18	2-5	0-0	2-2	3-1-4	1	2	1	0	3	6	
California	14	1-5	0-2	0-0	0-0-0	0	1	0	0	0	2	
Stanford	16	1-3	0-0	2-2	0-0-0	2	0	0	0	1	4	
at Washington	14	2-6	0-4	0-0	0-1-1	1	1	0	0	0	4	
at Washington St.	25	5-7	2-3	7-9	3-3-6	1	0	1	0	1	19	
Colorado	18	2-6	0-0	0-0	1-0-1	1	0	1	0	2	4	
Utah	25-2	4-1	2-1	2-2	2-2-1	1	0	0	0	0	6	
Arizona	28	2-5	0-1	2-2	1-2-3	1	4	0	0	1	6	
at Arizona	16	1-4	0-1	0-0	1-0-1	4	2	0	0	1	7	
at Oregon	24	2-4	1-1	5-6	2-2-4	0	2	1	0	0	10	
at Oregon St.	20	2-5	0-0	0-0	1-1-2	2	0	1	0	0	4	
UCLA	12	1-5	0-2	0-0	0-2-2	1	0	1	0	0	2	
USC	14	2-4	0-0	2-2	1-1-2	1	0	1	1	1	6	
at California	13	1-2	0-1	2-2	0-0-0	2	0	2	0	0	4	
at Stanford	19	4-8	0-1	0-0	1-1-2	2	3	2	0	1	8	
Washington St.	19	1-5	0-1	0-0	1-2-3	2	2	1	0	3	7	
Washington	10	0-0	0-0	2-2	1-2-3	1	0	1	0	0	2	
at USC	19	2-4	0-0	3-4	1-3-4	2	2	1	0	1	7	
at UCLA	10	0-3	0-2	0-0	1-0-1	1	1	0	0	0	0	
vs. California	20	3-5	1-2	0-0	0-1-1	3	0	0	0	3	7	
vs. New Mexico St.	21	3-6	0-2	2-2	0-5-5	3	1	1	0	0	8	
vs. Tennessee	9	0-2	0-1	0-0	0-1-1	1	1	1	0	0	0	

(Sophomore - 2016-17)												
Opponent	Min	FG-A	3PT-A	FT-A	O-D-T	PF	A	TO	BS	ST	PTS	
Illinois State	18	1-5	0-1	2-2	1-3-4	0	2	3	1	4	4	
San Jose State	21	3-5	1-2	0-0	0-2-1	1	6	3	0	0	7	
at Marquette	22	2-8	1-3	0-0	0-1-1	2	2	0	0	1	5	
vs UMD	24	1-8	1-2	0-0	0-1-1	2	2	2	0	0	3	
vs SJU	28	2-4	0-0	0-0	0-0-0	2	2	1	0	1	4	
Boston University	21	3-5	2-4	4-5	0-3-3	3	5	4	0	0	12	
Florida	26	0-5	0-2	3-3	0-0-0	3	4	4	0	2	3	
at KENTUCKY	24	3-6	1-2	2-2	2-2-4	5	2	2	0	2	9	
at Middle Tennessee	22	2-2	1-1	1-2	0-2-2	1	4	3	0	2	6	
Oral Roberts	25	2-5	0-1	0-0	0-1-1	2	5	1	0	0	4	
Holy Cross	24	1-5	0-1	0-0	1-2-3	3	3	2	0	0	2	
Stanford	30	4-10	0-3	0-0	1-2-3	2	3	2	0	0	8	
California	28	0-5	0-3	0-0	0-3-3	2	0	2	0	0	0	
at Utah	26	1-5	1-2	4-4	1-1-2	3	0	1	0	1	7	
at Colorado	30	2-7	1-4	3-3	0-7-7	4	1	1	0	3	8	
Washington State	33	2-7	1-2	2-2	1-4-5	3	3	3	0	1	7	
Washington	35	4-8	1-1	0-0	1-4-5	3	3	1	0	0	9	
at California	29	1-8	0-1	4-4	1-4-5	2	0	0	0	1	6	
at Stanford	30	0-4	0-0	4-5	1-1-2	3	1	1	0	1	4	
at #13 UCLA	28	1-5	0-2	0-0	1-3-4	1	1	2	0	0	2	
at USC	27	1-3	1-2	0-0	1-0-1	2	6	0	0	0	3	
Oregon State	25	1-4	0-1	0-0	1-1-2	0	3	0	0	0	2	
Oregon	26	5-8	4-5	0-0	2-3-5	3	0	2	0	1	14	
at Washington St.	30	5-8	2-4	5-6	0-3-3	2	3	1	0	0	17	
at Washington	27	1-5	0-2	0-0	1-0-1	1	2	2	0	2	2	
at Arizona	27	0-6	0-1	0-0	1-2-3	2	0	2	0	1	0	
Arizona	25	4-4	2-2	3-6	0-2-2	1	4	4	0	2	13	
USC	32	0-3	0-2	2-2	0-1-1	0	3	1	0	4	2	
UCLA	27	3-6	1-3	4-4	0-1-1	3	2	0	0	1	11	
vs Utah	29	3-8	0-1	6-6	1-3-4	3	2	0	0	2	12	
vs #13 UCLA	31	4-9	2-7	4-4	0-2-2	4	2	0	0	0	14	
vs Michigan State	30	5-10	3-4	2-4	0-2-2	1	4	2	0	0	15	
at South Carolina	29	3-4	3-4	3-3	0-0-0	3	0	3	0	0	12	

(Junior - 2017-18)												
Opponent	Min	FG-A	3PT-A	FT-A	O-D-T	PF	A	TO	BS	ST	PTS	
UTSA	23	5-8	2-3	4-5	0-3-3	1	3	2	0	0	16	
at Fresno St.	27	1-7	0-3	3-4	1-8-9	2	1	1	0	1	5	
Sacramento St.	23	6-10	1-5	6-7	0-1-1	1	2	0	0	1	19	
Colgate	27	0-6	0-1	0-0	3-1-4	1	0	0	0	2	0	
vs. Mississippi St.	29	3-11	0-3	4-4	0-3-3	2	0	4	0	1	10	
vs. Green Bay	21	2-7	0-4	1-2	2-2-4	5	0	1	0	1	5	
vs. Columbia	25	3-7	0-2	2-2	1-3-4	4	1	2	0	2	8	
Buffalo	32	4-8	3-4	6-6	0-3-3	4	1	3	0	3	17	
UC Riverside	13	5-8	2-3	0-0	2-1-3	0	0	2	0	0	12	
at Florida St.	DNP											
Idaho	DNP											
Arkansas	DNP											
at Colorado	DNP											
at Utah	DNP											
California	DNP											
Stanford	DNP											
at Oregon St.	DNP											
at Oregon	DNP											
Utah	DNP											
Colorado	DNP											
at Stanford	DNP											
at California	DNP											
Washington	DNP											
Washington St.	DNP											
at USC	DNP											
at UCLA	DNP											
Arizona	DNP											
at Arizona	DNP											
Oregon	DNP											
Oregon St.	DNP											
vs. Arizona	DNP											
vs. Oregon St.	DNP											
vs. Stanford	DNP											
vs. Nebraska	DNP											
at Texas	DNP											

(RS-Senior - 2019-20)												
Opponent	Min	FG-A	3PT-A	FT-A	O-D-T	PF	A	TO	BS	ST	PTS	
Mount St. Mary's	26	2-7	1-2	2-2	2-6-8	0	3	2	0	3	7	
at MTSU	22	4-9	4-6	0-0	1-1-2	4	2	0	0	4	12	
Stetson	21	2-4	1-3	3-9	4-2-6	0	0	0	0	1	8	
at Virginia	35	6-12	2-4	3-4	1-2-3	2	2	1	0	0	17	
Morehead St.	29	4-9	3-7	3-4	2-3-5	1	1	1	0	0	14	
Grambling St.	27	2-7	2-5	3-4	1-4-5	2	1	0	0	1	9	
Austin Peay	28	4-7	1-3	1-2	3-6-9	1	3	2	0	3	10	
Charlotte												
Samford												
Winthrop												
Louisville												
at Cal												
at S. Carolina												
Tennessee												
at Alabama												
at Florida												
Texas A&M												
at LSU												
Auburn												
at Missouri												
Florida												
Alabama												
at Arkansas												
Miss. State												
at Ole Miss												
S. Carolina												
Georgia												
at Vandy												

EXTRA STATS ...

	19-20	Career		19-20	Career
Scored 10+ Points	4	20	2+ Steals	3	20
Scored 15+ Points	1	7	Led UK in Scoring	1	1
Scored 20+ Points	-	-	Led UK in Rebounds	1	1
Made 3+ 3FG	2	6	Led UK in Assists	1	1
Double-figure Rebs	-	-	Led UK in Steals	2	2
Double-doubles	-	-	Led UK in Blocks	-	-
3+ Assists	2	19			



# RHYNE HOWARD

#10 • GUARD • SOPH • 6-2

CLEVELAND, TENN./BRADLEY CENTRAL HS

## GENERAL

Started her time in Lexington as a highly touted recruit from Bradley Central High School in Cleveland, Tenn. ... Spent time in the summer of 2018 playing for USA Basketball's U18 National Team, helping USA win gold and was named the tournament's MVP ... Unanimous national freshman of the year in 2019 after making an immediate impact with her ability to score and incredible size at guard ... Was the 2018 Tennessee Gatorade Player of the Year and Tennessee Miss Basketball ... Picked Kentucky over South Carolina and Purdue.

- 8X SEC Freshman of the Week
- USBWA National Freshman of the Week
- Cheryl Miller Award Top 10 Watch List (2019)
- SEC Freshman of the Year by league coaches (2019)
- All-SEC First Team by league coaches (2019)
- All-SEC Second Team by Associated Press (2019)
- SEC All-Freshman Team by league coaches (2019)
- SEC Newcomer of the Year by Associated Press (2019)
- espnW National Freshman of the Year (2019)
- WBCA National Freshman of the Year (2019)
- USBWA National Freshman of the Year (2019)
- WBCA All-America Honorable Mention (2019)



@rhyne.howard



@howard\_rhyne



## 2019-20 (SOPHOMORE)

In season opener against Mount St. Mary's, recorded a team-high 14 points, 11 rebounds, five assists and five steals, tabbing her sixth double-double of her career... Scored a game-high 24 points with five rebounds against Stetson, including 12 of UK's first 13 points in the first quarter... Howard recorded her second double-double of the season at Virginia, scoring 13 points, including 10 in the second half, and 11 rebounds... Led Kentucky in points and steals against Morehead State with 24 points on 9-of-20 shooting, including five 3s, and four steals... Posted a season-high 27 points against Grambling State, including recording four 3-pointers, added five rebounds and two assists.

## 2018-19 (FRESHMAN)

Unanimous national freshman of the year after one of the best rookie seasons in program history ... Averaged a team-best 16.4 points and 6.6 rebounds per game while she ranked second with 74 3s made and 68

## CAREER HIGHS

POINTS:	29 VS. SOUTHERN, 11/11/18
FGM:	11(2X) LAST VS. STETSON, 11/13/19
FGA:	21 VS. STETSON, 11/13/19
FTM:	7 VS. GRAMBLING STATE, 11/26/19
FTA:	8 VS. GRAMBLING STATE, 11/26/19
3FGM:	7 VS. SOUTHERN, 11/1/18
3FGA:	13(2X) LAST VS. GRAMBLING STATE, 11/26/19
O-REBOUNDS:	7(2X) LAST VS. ARKANSAS, 02/17/19
D-REBOUNDS:	8(3X) LAST AT VIRGINIA, 11/16/19
TOTAL REBOUNDS:	15 VS. SACRED HEART, 12/29/18
ASSISTS:	7 VS. VANDERBILT, 01/03/19
BLOCKS:	3(3X) LAST VS. CHARLOTTE, 12/01/19
STEALS:	7 VS. RHODE ISLAND, 12/06/18
MINUTES:	39 VS. UCLA, 11/23/18

## SEASON HIGHS

POINTS:	27 VS. GRAMBLING STATE, 11/26/19
FGM:	11 VS. STETSON, 11/13/19
FGA:	21 VS. STETSON, 11/13/19
FTM:	7 VS. GRAMBLING STATE, 11/26/19
FTA:	8 VS. GRAMBLING STATE, 11/26/19
3FGM:	5 VS. MOREHEAD, 11/21/19
3FGA:	13 VS. GRAMBLING STATE, 11/26/19
O-REBOUNDS:	4 VS. MOUNT ST. MARY'S, 11/05/19
D-REBOUNDS:	8 AT VIRGINIA, 11/16/19
TOTAL REBOUNDS:	11(2X) LAST AT VIRGINIA, 11/16/19
ASSISTS:	5 VS. MOUNT ST. MARY'S, 11/05/19
BLOCKS:	3(2X) LAST VS. CHARLOTTE, 12/01/19
STEALS:	5 VS. MOUNT ST. MARY'S, 11/05/19
MINUTES:	34 VS. STETSON, 11/13/19

## CAREER STATS

Year	GP-GS	MIN	FG-FGA	PCT	3FG-FGA	PCT	FT-FTA	PCT	OFF-DEF	TOT-AVG	PF-FO	A	TO	BLK	ST	PTS-AVG
2018-19	32-32	990-30.9	190-426	.446	74-191	.387	71-105	.676	81-131	212-6.6	86-2	75	78	22	68	525-16.4
2019-20	7-7	202-28.9	44-115	.383	19-59	.322	18-22	.818	14-29	43-6.1	19-0	18	15	10	15	125-17.9
TOTAL	39-39	1192-30.6	234-541	.433	93-250	.372	89-127	.701	95-160	255-6.5	105-2	93	93	32	83	650-16.7



steals and third with 75 assists and 22 blocks ... Earned countless honors during the year, including setting the school and league record for most SEC Freshman of the Week honors in a season ... put herself in elite company this season as she is only the second freshman in program history to lead the Wildcats in scoring and rebounding as a rookie, joining UK All-American Valerie Still ... Scored in double figures in 26 games with 20 or more points in 10 games and five double-doubles while she was the only freshman in the country with 500+ points, 70+ 3s, 75+ assists and 65+ steals ... Ranked third among freshmen nationally in points and points per game ... All over nearly every UK freshman single-season record, sitting second in points, second in points per game, fourth in rebounds per game, first in 3-pointers made, third in 3-point field goal percentage, third in steals, second in double-figure scoring games and fifth in double-figure rebounding games ... The first UK freshman in the Matthew Mitchell era to score at least 10 points in each of her first 10 games ... Had a four-game stretch of scoring 17+ points with 19 points and five 3s against Auburn before 23 points and four 3s vs. Alabama ... Followed with 18 points and 14 rebounds against Arkansas, hitting the game-winning shot with 1.3 second left and then getting a steal to clinch the win ... Had 17 points with four rebounds and three steals in Kentucky's win at top-15 ranked South Carolina ... Against Missouri in the SEC Tournament, scored 21 points after halftime to charge a UK comeback finishing the game with 11 made field goals and 25 points ... In season opener vs. Alabama State scored 15 points which was fifth most by a player in their varsity debut in program history ... Led the team with 29 points vs. Southern, the first time a freshman scored as many since 2014, while she went 7-of-11 from 3, which tied program leader Sara Potts for most 3s scored in a game ... Played key role in Paradise Jam, earned MVP of the Island Division... Played 23 minutes vs. USF, led UK with 18 points on 7-of-11 shooting, including two 3s while she played 39 minutes vs. UCLA with 20 points, seven rebounds, six steals ... In final game of the Paradise Jam vs. UNC, led UK with 25 points, including 4-of-6 from long range, 12 rebounds, which marked her first career double-double ... Had five double-doubles on the year ... Played 38 minutes at Louisville, led UK in scoring, rebounds and assists, with 25, 10 and six, respectively ... Hit three 3s and scored 15 points in her first NCAA Tournament game vs. Princeton leading UK with five rebounds and had four assists ... Led UK with 21 points at NC State in the NCAA Second Round, 15 of her 21 points were recorded in the first half with seven rebounds and three steals to lead the team in both.

## HIGH SCHOOL

Named 2018 Tennessee Gatorade Player of the Year and Tennessee Miss Basketball after a brilliant senior season at Bradley Central High School ... Was tabbed one of 24 players to the 2018 Jordan Brand Classic game, scoring 13 points to lead the White team ... Was a McDonald's All-America Game nominee and was named to 2018 Naismith Trophy Preseason and Midseason Watch Lists ... All-Star Girl's Report ranked her as the eighth best player overall in the 2018 class evaluating her as "super athletic, leaper, strong, explosive in open court, finishes in traffic, likes up tempo game" ... Five-star prospect according to ESPN.com, which ranked her as the 10th best guard and 31st best overall player in the 2018 class ... ESPN.com evaluates her as, "athletic, versatile combo-guard that brings size to the back court; explosive in up-tempo game, attacks rim off dribble; elevates in mid-range game; quick-leaper, active on glass, mismatch producer; an elite prospect in the class of 2018" ... ProspectsNation.com ranked her as the 18th best player in the 2018 class ... Helped Bradley Central to over 30 wins as a senior including a appearance in the Class AA State Tournament ... Was brilliant in leading the Bearettes to the state tournament, scoring 41 points on 16-of-25 shooting in the District 5-AAA championship before scoring 32 points on 14-of-17 shooting with six steals, five assists, four rebounds and two blocks in the Region 1-AAA quarterfinal ... Also helped the Bearettes clinch the sectional championship with 27 points and 15 rebounds for her 11th double-double of the season ... Posted 22.2 points per game, 7.7 rebounds per game, 5.3 steals per game and 4.1 assists per game as a senior shooting 54 percent from the field with 758 total points ... Averaged 19.6 points per game, 7.2 rebounds per game, 4.6 steals per game, 3.8 assists per game and 1.2 blocks per game as a junior ... Scored 647 points in 2016-17 for the Bears, hitting 55 percent from the field, 40 percent from 3 and 74 percent from the free throw line ... Her 153 steals as a junior ranked third overall in the state of Tennessee ... Was named 2017 TSSAA Class AAA Miss Basketball runner up ... Unanimous District 5 AAA Player of the Year in 2016 and 2017 and two-time Tennessee Sports Writer's Association All-State honoree ... Led Bradley Central to an undefeated regular season and state tournament appearance in 2016 averaging 18.5 points per game ... Added 233 rebounds (6.8 per game), 154 assists, 117 steals and 47 blocks her sophomore year, hitting 56 percent from the field and 40 percent from long range ... Named the Region 3-AAA MVP as a sophomore and junior ... Played AAU basketball with the FBC United under coach Keisha Hunt.

## PERSONAL

Place of Birth: Chattanooga, Tenn. ... Parent(s): Rhvonja "RJ" Avery and James Howard ... Siblings: Two brothers, RaShawn Avery and James Howard, Jr.; Two sisters, Love Howard and Takema Sexton ... Major: Pre-Civil Engineering ... Shooting Hand: Right.

## GAME-BY-GAME STATS

(Freshman - 2018-19)

Opponent	Min	FG-A	3PT-A	FT-A	O-D-T	PF	A	TO	BS	ST	PTS
Alabama State	20	5-11	3-5	2-2	3-3-6	3	3	3	3	3	15
Southern	28	10-17	7-11	2-2	1-3-4	1	4	4	1	1	29
Virginia	27	3-10	1-5	4-5	1-6-7	1	2	1	2	1	11
Hight Point	25	4-12	2-5	0-0	2-4-6	4	2	3	2	0	10
vs. USF	23	7-11	2-3	2-5	0-3-3	3	0	3	0	0	18
vs. UCLA	39	8-17	2-5	2-5	3-4-7	3	1	4	1	6	20
vs. UNC	33	8-16	4-6	5-7	5-7-12	2	1	4	1	3	25
Morehead St.	30	5-10	2-5	5-7	3-7-10	4	2	2	2	4	17
Rhode Island	30	7-15	2-5	3-3	4-3-7	0	1	1	0	7	19
at Louisville	38	9-17	1-2	6-7	2-8-10	4	6	5	0	1	25
MTSU	26	3-4	0-0	2-2	1-3-4	1	3	1	1	1	8
W. Carolina	29	6-14	3-10	3-4	4-4-8	1	3	0	0	3	18
Murray St.	24	9-13	5-8	2-2	2-2-4	1	2	0	0	1	25
Sacred Heart	31	2-15	0-6	3-4	7-8-15	2	4	2	0	1	7
Vanderbilt	29	5-12	2-9	4-5	3-1-4	2	7	1	1	1	16
at Miss. St.	33	6-14	2-7	1-2	2-3-5	3	4	4	2	6	15
at Tennessee	14	3-8	0-1	0-0	4-1-5	5	1	3	0	1	6
Ole Miss	35	7-20	5-13	1-1	5-6-11	4	4	5	0	1	20
at LSU											DNP
Missouri	32	1-8	1-4	1-4	3-5-8	1	1	3	0	2	4
at Texas A&M	36	7-15	5-10	2-3	4-4-8	4	2	1	0	4	21
S. Carolina	32	7-18	2-8	0-0	1-2-3	3	0	3	1	0	16
Florida	36	7-17	0-5	2-4	3-2-5	3	1	1	0	1	16
at Auburn	34	6-12	5-7	2-2	0-4-4	4	6	2	0	3	19
at Alabama	33	9-14	4-6	1-2	0-3-3	3	1	2	1	3	23
Arkansas	35	7-15	3-8	1-2	7-7-14	4	4	1	1	3	18
at S. Carolina	37	6-12	2-4	3-3	1-3-4	3	2	7	0	3	17
LSU	34	4-10	1-3	3-3	1-4-5	4	1	3	1	2	12
Texas A&M	22	3-11	1-5	0-0	0-3-3	5	0	2	1	1	7
at Georgia	34	3-9	1-4	0-3	2-7-9	1	2	3	0	2	7
vs. Missouri	38	11-19	0-6	3-4	4-2-6	4	0	1	0	0	25
vs. Princeton	36	4-9	3-6	4-8	1-4-5	2	4	1	1	1	15
at NC State	37	8-21	3-9	2-4	2-5-7	1	1	2	0	3	21

(Sophomore - 2019-20)

Opponent	Min	FG-A	3PT-A	FT-A	O-D-T	PF	A	TO	BS	ST	PTS
Mount St. Mary's	31	4-16	2-8	4-5	4-7-11	3	5	2	2	5	14
at MTSU	26	2-10	2-7	3-4	0-1-1	4	1	2	3	0	9
Stetson	34	11-21	2-8	0-0	3-2-5	3	2	2	1	1	24
at Virginia	25	4-14	2-6	3-3	3-8-11	3	2	6	0	3	13
Morehead St.	21	9-20	5-11	1-2	3-3-6	3	3	0	0	4	24
Grambling St.	34	8-20	4-13	7-8	0-5-5	2	2	1	1	0	27
Austin Peay	30	6-14	2-6	0-0	1-3-4	1	3	2	3	2	14
Charlotte											
Samford											
Winthrop											
Louisville											
at Cal											
at S. Carolina											
Tennessee											
at Alabama											
at Florida											
Texas A&M											
at LSU											
Auburn											
at Missouri											
Florida											
Alabama											
at Arkansas											
Miss. State											
at Ole Miss											
S. Carolina											
Georgia											
at Vandy											

## EXTRA STATS ...

	19-20	Career		19-20	Career
Scored 10+ Points	6	32	3+ Assists	3	15
Scored 15+ Points	3	25	2+ Steals	4	19
Scored 20+ Points	3	13	Led UK in Scoring	5	21
Scored 25+ Points	1	6	Led UK in Rebounds	2	21
Made 3+ 3FG	2	14	Led UK in Assists	2	8
Double-figure Rebs	2	8	Led UK in Steals	3	11
Double-doubles	2	7	Led UK in Blocks	1	10





# EMMA KING

#34 • GUARD • FR • 5-10

STANFORD, KY./LINCOLN COUNTY HS

## GENERAL

Impressive shooting guard that will come to Lexington with a reputation as a sharp shooter from long range and bring instant offense to the Wildcats ... Can also create off the dribble and score in a variety of ways ... Born and raised in the Commonwealth of Kentucky and has always been a Kentucky fan, dreaming of playing for the Wildcats ... Chose Kentucky over Wisconsin, Florida, Dayton and Louisville.

## 2019-20 (FRESHMAN)

In her career debut against Mount St. Mary's, scored seven points, hitting two 3s.

## HIGH SCHOOL

A three-star prospect by ESPN.com and ProspectsNation.com ... Led Lincoln County in scoring as a senior averaging 18.5 points per game and 7.3 rebounds per game while hitting 44.3 percent from the field and 38.2 percent from long range ... Was an 83.9 percent free-throw shooter as a senior, hitting 104 of 124 from the charity stripe ... Strong senior campaign led her to 2018-19 ALL-USA Kentucky Girls Basketball Team and was named to the Kentucky-Indiana All-Star Classic roster ... Played in all 32 games her junior year for Cassandra McWhorter at Lincoln County High School ... Led the Patriots to the 12th Region championship game as a junior and regional semifinal as a senior ... Averaged 20.6 points with 5.0 rebounds per game as a junior and showed off her impressive shooting skills, hitting 45.6 percent from the field and 37.3 percent from long range with a team-best 60 made 3s ... Strong junior season led her to be named all-state second-team by the Lexington Herald-Leader and Associated Press ... Averaged 17.9 points and 4.5 rebounds per game as a sophomore hitting 38.1 percent from the field and 30.5 percent from long range with a team-best 58 makes from long range ... Scored her 1,000 career point in high school as a sophomore where she averaged 15.2 points per game and hit 39.9 percent from the field ... Ended her high school career with over 2,500 career points and 750 rebounds ... Played for Kentucky Premier and helped the U17 Team win the Nike National Championship in July ... ESPN.com evaluated her at the Nike Tournament as a "agile off-guard who brings smooth release on jumper with range behind the arm; creates off the dribble, penetrates and passes in traffic; knocks down the jumper off of screens".

## PERSONAL

Place of Birth: Danville, Ky. ... Parent(s): Eric and Nancy King ... Siblings: Two older sisters, Katie and Jenna ... Major: Pre-Clinical Laboratory Sciences ... Shooting Hand: Right



@emma\_king34



@emma\_king34



## CAREER HIGHS

POINTS:	7 vs. MOUNT ST. MARY'S, 11/05/19
FGM:	2 vs. MOUNT ST. MARY'S, 11/05/19
FGA:	5 vs. MOUNT ST. MARY'S, 11/05/19
FTM:	1 vs. MOUNT ST. MARY'S, 11/05/19
FTA:	2 vs. MOUNT ST. MARY'S, 11/05/19
3FGM:	2 vs. MOUNT ST. MARY'S, 11/05/19
3FGA:	5 vs. MOUNT ST. MARY'S, 11/05/19
O-REBOUNDS:	-
D-REBOUNDS:	-
TOTAL REBOUNDS:	-
ASSISTS:	-
BLOCKS:	-
STEALS:	-
MINUTES:	12 vs. MOUNT ST. MARY'S, 11/05/19

## SEASON HIGHS

POINTS:	7 vs. MOUNT ST. MARY'S, 11/05/19
FGM:	2 vs. MOUNT ST. MARY'S, 11/05/19
FGA:	5 vs. MOUNT ST. MARY'S, 11/05/19
FTM:	1(2X) LAST vs. CHARLOTTE, 12/01/19
FTA:	2 vs. MOUNT ST. MARY'S, 11/05/19
3FGM:	2 vs. MOUNT ST. MARY'S, 11/05/19
3FGA:	5 vs. MOUNT ST. MARY'S, 11/05/19
O-REBOUNDS:	-
D-REBOUNDS:	-
TOTAL REBOUNDS:	-
ASSISTS:	-
BLOCKS:	-
STEALS:	-
MINUTES:	12 vs. MOUNT ST. MARY'S, 11/05/19

## CAREER STATS

Year	GP-GS	MIN	FG-FGA	PCT	3FG-FGA	PCT	FT-FTA	PCT	OFF-DEF	TOT-AVG	PF-FO	A	TO	BLK	ST	PTS-AVG
2019-20	6-0	41-6.8	4-11	.364	2-8	.250	2-3	.667	0-0	0-0.0	6-0	1	0	0	0	12-2.0
TOTAL	6-0	41-6.8	4-11	.364	2-8	.250	2-3	.667	0-0	0-0.0	6-0	1	0	0	0	12-2.0



## GAME-BY-GAME STATS

(Freshman - 2019-20)

Opponent	Min	FG-A	3PT-A	FT-A	O-D-T	PF	A	TO	BS	ST	PTS
Mount St. Mary's	12	2-5	2-5	1-2	0-0-0	1	0	0	0	0	7
at MTSU	1	0-0	0-0	0-0	0-0-0	0	0	0	0	0	0
Stetson	5	0-0	0-0	0-0	0-0-0	0	0	0	0	0	0
at Virginia	DNP										
Morehead St.	8	0-4	0-3	0-0	0-0-0	2	1	0	0	0	0
Grambling St.	5	1-1	0-0	0-0	0-0-0	2	0	0	0	0	2
Austin Peay	7	1-1	0-0	1-1	0-0-0	1	0	0	0	0	3
Charlotte											
Samford											
Winthrop											
Louisville											
at Cal											
at S. Carolina											
Tennessee											
at Alabama											
at Florida											
Texas A&M											
at LSU											
Auburn											
at Missouri											
Florida											
Alabama											
at Arkansas											
Miss. State											
at Ole Miss											
S. Carolina											
Georgia											
at Vandy											

## EXTRA STATS ...

	19-20	Career		19-20	Career
Scored 10+ Points	-	-	3+ Assists	-	-
Scored 15+ Points	-	-	2+ Steals	-	-
Scored 20+ Points	-	-	Led UK in Scoring	-	-
Scored 25+ Points	-	-	Led UK in Rebounds	-	-
Made 3+ 3FG	-	-	Led UK in Assists	-	-
Double-figure Rebs	-	-	Led UK in Steals	-	-
Double-doubles	-	-	Led UK in Blocks	-	-





# KEKE MCKINNEY

#3 • FORWARD • JR • 6-1

KNOXVILLE, TENN./FULTON HS

## GENERAL

All-around athlete that can play multiple positions and really defend the post or the perimeter ... Loves to play fast and get up and down the floor ... Became a vocal leader on the team in her rookie season ... Very active on the glass and can finish through contact in the post ... Chose Kentucky over Tennessee and Mississippi State.

- SEC Academic Honor Roll (2018, 2019)

## 2019-20 (JUNIOR)

Led Kentucky with a career-high four assists and four blocked shots at Middle Tennessee, added six rebounds ... Had recorded six or more rebounds in both games this season... Recorded her first double-double in her career with 10 points and 10 rebounds against Stetson, added four assists and two blocks... Scored nine points with six rebounds, three steals and four blocks against Grambling State... Scored 12 points against Austin Peay going 5-of-7 from the field, adding four rebounds.

## 2018-19 (SOPHOMORE)

Played in 31 of the team's 33 games missing two due to injury ... Started 28 games averaging 4.3 points and 4.9 rebounds per game while earning a team-best 29 blocks with 33 steals and 34 assists ... Recorded five or more rebounds in 18 games while she had seven or more in nine games ... Posted a season-best 10 rebounds against South Carolina ... Scored five or more points in 15 games with two double-digit scoring performances ... Had three or more blocks in four games including a season-best five blocks against Middle Tennessee ... Hit 33.1 percent from the field knocking down 11 3s ... Led UK in rebounding nine times during the season and in blocks 13 times ... Scored 10 points vs. USF in first game of Paradise Jam, including two 3s ... Posted five rebounds in final game of Paradise Jam vs. UNC ... Played 27 minutes vs. MTSU, scored a career-high 13 points on 6-of-10 shooting and a 3, recorded a career-high five blocks, charted three boards, two assists and a steal ... Led the Wildcats with three steals and one block at LSU, posted five boards and six points, including a 3 in the final 20 seconds to secure a Kentucky win.



@ke\_mckinney



@ke\_baby05



## CAREER HIGHS

POINTS:	13 vs. MTSU, 12/15/18
FGM:	6(2X) LAST vs. MTSU, 12/15/18
FGA:	12 vs. SOUTH CAROLINA, 01/21/18
FTM:	4(2X) LAST vs. ALABAMA ST., 11/07/18
FTA:	5 vs. CHARLOTTE, 12/01/19
3FGM:	2(3X) LAST vs. USF, 11/22/18
3FGA:	5 vs. USF, 11/22/18
O-REBOUNDS:	6 vs. VIRGINIA, 11/15/18
D-REBOUNDS:	9 AT ARKANSAS, 01/29/18
TOTAL REBOUNDS:	12 AT ARKANSAS, 01/29/18
ASSISTS:	4(3) LAST vs. STETSON, 11/13/19
BLOCKS:	5 vs. MTSU, 12/15/18
STEALS:	3(4X) LAST vs. GRAMBLING STATE, 11/26/19
MINUTES:	35(3X) LAST vs. UCLA, 11/23/18

## SEASON HIGHS

POINTS:	12 vs. CHARLOTTE, 12/01/19
FGM:	5 vs. CHARLOTTE, 12/01/19
FGA:	8 vs. GRAMBLING STATE, 11/26/19
FTM:	3 vs. STETSON, 11/13/19
FTA:	5 vs. CHARLOTTE, 12/01/19
3FGM:	1(2X) LAST AT VIRGINIA, 11/16/19
3FGA:	3 vs. STETSON, 11/13/19
O-REBOUNDS:	4(2X) LAST vs. STETSON, 11/13/19
D-REBOUNDS:	6 vs. STETSON, 11/13/19
TOTAL REBOUNDS:	10 vs. STETSON, 11/13/19
ASSISTS:	4(2X) LAST vs. STETSON, 11/13/19
BLOCKS:	4(3X) LAST vs. GRAMBLING STATE, 11/26/19
STEALS:	3 vs. GRAMBLING STATE, 11/26/19
MINUTES:	34 AT MIDDLE TENNESSEE, 11/10/19

## CAREER STATS

Year	GP-GS	MIN	FG-FGA	PCT	3FG-FGA	PCT	FT-FTA	PCT	OFF-DEF	TOT-AVG	PF-FO	A	TO	BLK	ST	PTS-AVG
2017-18	30-17	601-20.0	52-136	.382	13-48	.271	23-30	.767	45-65	110-3.7	61-2	20	45	14	20	140-4.7
2018-19	31-28	754-24.3	52-157	.331	11-55	.200	18-32	.563	62-90	152-4.9	62-0	34	40	29	33	133-4.3
2019-20	7-7	199-28.4	21-43	.488	2-12	.167	6-11	.545	14-24	38-5.4	8-0	13	10	17	8	50-7.1
TOTAL	68-52	1554-22.9	125-336	.372	26-115	.226	47-73	.644	121-179	300-4.4	131-2	67	95	60	61	323-4.8



## 2017-18 (FRESHMAN)

Played in 30 games with 17 starts averaging 20 minutes per game ... Averaged 4.7 points and 3.7 rebounds per game ... Added 13 3-pointers, 20 assists, 20 steals and 14 blocks ... Scored 10 or more points four times all during conference play ... Led Kentucky in rebounding six times, in blocks six times and in steals three times ... Had five or more rebounds in 13 games and scored seven or more points 12 times ... First double-figure performance was 12 points with seven rebounds against South Carolina before 12 points and five rebounds against Alabama ... Had 10 points, including two 3s, against LSU ... Scored 11 points going 4-for-4 from the charity stripe against Arkansas at home ... Had a season-best 12 rebounds at Arkansas adding six points ... Missed both games in the SEC Tournament due to injury ... Averaged 6.0 points and 4.6 rebounds per game during league play ... Recorded a career-high four assists vs. Auburn to go with nine points and seven boards ... Strong from the free-throw line going 23-for-30 during the year.

## HIGH SCHOOL

An impressive wing that led Fulton High School to a state tournament berth and 27 wins her senior season, averaging a double-double with over 16 points and 11 rebounds per game ... Also averaged two rebounds, two steals and three blocks per game as a senior for the Falcons ... Was named to the 2016-17 PrepXtra Girls Basketball Team and to the Tennessee Sports Writers Association All-State team as a senior ... Averaged 18 points, 11 rebounds, three assists and three blocks per game her junior season under head coach John Fisher ... Her strong junior season led Fulton High School to the Class AA state sectional for the third consecutive season ... Was named the District 3 AA Co-Most Valuable Player and a Class AA All-State honoree by the TSWA as a junior ... Helped the Falcons to a state runner-up showing in 2013-14 ... Named a 2017 McDonald's All-America nominee ... Ranked as a four-star wing by ProspectsNation.com, which listed her the 62nd best player in the nation and the 11th best wing ... Also a four-star prospect by ESPN.com, which tabbed her the 88th overall player in the 2017 class, including the 17th best wing ... Shined over the summer on the AAU circuit with the Tennessee Fight under head coach Tom Insell ... All-around athlete as she played volleyball for three years and was a two-year all-district honoree in volleyball ... Active outside of sports a member of the National Honors Society while also active in her school's theatre and community service.

## PERSONAL

Place of Birth: Knoxville, Tenn. ... Parent(s): Shauna McKinney ... Siblings: One brother, Dashaun McKinney, three sisters, Alexondria McKinney, Nana Francis and DaiAunna Dover ... Major: Social Work with a minor in Psychology ... Shooting Hand: Right

## GAME-BY-GAME STATS

(Freshman - 2017-18)

Opponent	Min	FG-A	3PT-A	FT-A	O-D-T	PF	A	TO	BS	ST	PTS
Sacramento St.	12	1-5	0-3	1-2	1-1-2	1	0	1	0	2	3
Gardner-Webb	18	3-9	1-3	0-0	5-2-7	1	0	1	0	0	7
at Montana	15	0-2	0-1	0-0	0-2-2	4	1	0	0	1	0
at Washington St.	12	0-1	0-1	0-0	0-0-0	1	0	0	0	0	0
Morehead St.	20	2-5	0-1	1-2	3-3-6	3	0	2	3	1	5
Marshall	23	2-6	1-1	2-4	2-3-5	2	1	2	1	1	7
at Baylor	15	0-2	0-1	0-0	0-1-1	2	1	0	0	0	0
Tennessee Tech	21	4-5	1-1	0-0	1-4-5	0	1	0	2	0	9
Evansville	15	1-4	0-2	0-0	3-1-4	2	1	2	0	0	2
at FGCU	5	0-2	0-0	0-0	0-0-0	1	0	1	0	0	0
at Miami (Fla.)	4	0-1	0-0	0-0	0-1-1	0	0	1	0	1	0
Louisville	8	1-2	1-1	0-0	0-1-1	4	0	3	0	0	3
California	15	0-3	0-1	0-0	0-0-0	0	0	1	0	1	0
at MTSU	19	2-4	2-4	2-2	0-2-2	2	0	2	0	0	8
Tennessee	16	0-5	0-2	0-0	0-0-0	0	1	3	1	1	0
at TAMU	22	1-4	0-2	0-0	1-4-5	3	0	1	0	2	2
Georgia	20	1-6	1-3	0-0	0-2-2	2	0	2	1	1	3
at Florida	7	0-2	0-1	0-0	1-0-1	0	0	1	0	0	0
at Vanderbilt	26	3-6	1-3	2-2	3-3-6	3	0	2	0	1	9
South Carolina	32	5-12	1-3	1-1	5-2-7	3	1	2	2	1	12
Alabama	35	6-7	0-1	0-0	2-3-5	1	1	2	0	0	12
at Arkansas	27	3-5	0-0	0-0	3-9-12	4	2	3	1	2	6
Auburn	35	3-9	0-2	3-4	4-3-7	1	4	2	1	2	9
LSU	34	4-5	2-3	0-0	1-2-3	5	2	3	1	0	10
at Missouri	27	3-6	0-1	1-1	1-2-3	5	0	1	0	1	7
at Mississippi St.	29	1-3	1-3	0-0	1-4-5	3	1	3	0	0	3
Arkansas	21	3-6	1-2	4-4	0-4-4	0	0	1	0	1	11
at South Carolina	18	0-2	0-1	1-2	1-4-5	4	0	1	1	1	1
at Ole Miss	22	3-7	0-1	3-4	3-3-6	2	2	0	0	0	9
Mississippi St.	29	0-0	0-0	2-2	0-3-3	2	1	2	0	0	2
vs. Alabama	DNP										
vs. Miss. State	DNP										

(Sophomore - 2018-19)

Opponent	Min	FG-A	3PT-A	FT-A	O-D-T	PF	A	TO	BS	ST	PTS
Alabama State	24	1-4	1-3	4-4	3-4-7	3	2	3	3	2	7
Southern	24	2-4	0-1	1-2	0-5-5	0	3	1	2	3	5
Virginia	26	1-5	0-2	0-0	6-1-7	3	0	3	0	1	2
Hight Point	24	2-4	1-1	1-4	3-6-9	2	0	1	3	1	6
vs. USF	22	3-7	2-5	2-2	1-1-2	1	0	1	0	0	10
vs. UCLA	35	1-4	0-0	0-0	1-2-3	3	1	2	1	2	2
vs. UNC	28	0-4	0-1	0-0	3-2-5	3	1	1	0	1	0
Morehead St.	16	1-1	0-0	0-0	1-1-1	1	0	1	1	1	2
Rhode Island	22	1-5	0-3	0-0	2-5-7	0	1	2	0	3	2
at Louisville	32	2-8	1-4	0-0	5-3-8	4	0	1	1	0	5
MTSU	27	6-10	1-2	0-1	0-3-3	1	2	0	5	1	13
W. Carolina	17	3-7	0-1	0-0	2-3-5	0	1	2	1	1	6
Murray St.	22	0-3	0-1	1-2	0-4-4	0	3	2	0	3	1
Sacred Heart	23	4-8	0-1	1-2	2-3-5	4	0	2	0	0	9
Vanderbilt	26	4-7	1-2	0-0	0-3-3	2	1	2	0	0	9
at Miss. St.	18	2-2	1-1	0-0	3-1-4	4	0	2	1	1	5
at Tennessee	27	0-4	0-3	0-0	4-1-5	1	2	2	0	1	0
Ole Miss	30	3-10	0-0	0-2	2-6-8	2	1	3	3	0	6
at LSU	30	2-5	1-3	1-2	0-5-5	3	3	1	1	3	6
Missouri	24	1-3	0-2	1-2	2-1-3	4	1	0	1	1	3
at Texas A&M	32	4-8	0-2	1-1	5-2-7	2	1	0	1	0	9
S. Carolina	27	3-5	0-1	0-0	5-5-10	2	0	0	1	0	6
Florida	12	1-4	0-1	0-0	2-2-4	4	1	1	0	2	2
at Auburn	26	1-3	1-1	2-2	2-6-8	4	2	3	0	1	5
at Alabama	25	0-4	0-2	2-2	2-1-3	2	1	2	1	2	2
Arkansas	27	1-9	0-3	0-2	3-3-6	0	1	1	1	1	2
at S. Carolina	23	2-4	1-2	0-0	1-2-3	0	2	0	0	1	5
LSU	27	0-3	0-2	0-0	0-5-5	2	0	1	0	0	0
Texas A&M	29	1-6	0-3	1-2	1-1-2	3	1	0	1	1	3
at Georgia	DNP										
vs. Missouri	DNP										
vs. Princeton	11	0-3	0-0	0-0	0-0-0	1	1	0	0	0	0
at NC State	18	0-3	0-2	0-0	2-3-5	1	2	0	1	0	0

(Junior - 2019-20)

Opponent	Min	FG-A	3PT-A	FT-A	O-D-T	PF	A	TO	BS	ST	PTS
Mount St. Mary's	27	3-6	0-1	0-0	4-3-7	0	1	1	3	0	6
at MTSU	34	1-5	0-2	0-0	1-5-6	2	4	1	4	1	2
Stetson	32	3-8	1-3	3-4	4-6-10	0	4	0	2	0	10
at Virginia	23	2-5	1-2	0-0	1-2-3	2	0	1	0	2	5
Morehead St.	21	3-4	0-0	0-0	1-1-2	1	0	0	4	1	6
Grambling St.	30	4-8	0-2	1-2	2-4-6	1	2	4	4	3	9
Austin Peay	28	5-7	0-2	2-5	1-3-4	2	2	3	0	1	12
Charlotte											
Samford											
Winthrop											
Louisville											
at Cal											
at S. Carolina											
Tennessee											
at Alabama											
at Florida											
Texas A&M											
at LSU											
Auburn											
at Missouri											
Florida											
Alabama											
at Arkansas											
Miss. State											
at Ole Miss											
S. Carolina											
Georgia											
at Vandy											

## EXTRA STATS ...

	19-20	Career		19-20	Career
Scored 10+ Points	2	8	2+ Steals	2	14
Scored 15+ Points	-	-	Led UK in Scoring	-	-
Scored 20+ Points	-	-	Led UK in Rebounds	2	17
Made 3+ 3FG	-	-	Led UK in Assists	1	1
Double-figure Rebs	1	3	Led UK in Steals	-	6
Double-doubles	1	1	Led UK in Blocks	5	24
3+ Assists	2	6			





# DEASIA MERRILL

#11 • FORWARD • FR • 6-1

VILLA RICA, GA./VILLA RICA HS

## GENERAL

A skilled and physical inside player that should provide immediate depth at forward ... Coaching staff loves her versatility and ability to score all over the floor ... Picked Kentucky over Duke, Pittsburgh, Miami (Fla.), NC State, Rutgers, St. John's, Virginia, Ole Miss and Georgia Tech

## 2019-20 (FRESHMAN)

Will miss the 2019-20 season after sustaining a torn ACL during preseason practice.

## HIGH SCHOOL

Is a four-star prospect according to ESPN.com, ProspectsNation.com and All-Star Girls Report ... ESPN.com ranks her as the 66th best player in the 2019 class and the eighth best at the forward position ... ESPN.com evaluated her as a "strong front court prospect that rebounds, handles and passes in transition; offensive game stretches the defense to the arc; hands that can catch and finish plays in traffic; agile stretch-4 performer with deceptive quickness on the perimeter and physical in the paint; rebounds and attacks coast-to-coast in up-tempo game; deep range threat complemented by dribble-drive attack; exploits mismatches" ... Has been a star at Villa Rica High School under Tammy Norred as a three-time Atlanta Journal Constitution First-Team All-State selection while she was honorable mention in 2016 ... Earned Class 5A Player of the Year honors as a senior averaging 25.6 points per game with 15.4 rebounds per game, 6.3 assists per game, 4.2 blocks per game and 5.2 steals per game ... Averaged 16.2 points and 10.5 rebounds per game as a junior adding 3.4 assists and 2.7 steals per game ... Shined her sophomore season with 22.8 points, 10.4 rebounds, 5.8 assists and 1.8 steals per game ... Busted onto the scene with a dominating freshman season, averaging 25.8 points, 13.0 rebounds, 3.1 assists and 1.8 steals per game ... Was named the Georgia AAAAA Regional Player of the Year three times ... Helped guide Villa Rica to the GHSA Girls State Final Four her junior and senior years while the team made state tournament appearances her freshman and sophomore seasons.

## PERSONAL

Place of Birth: Carrollton, Ga. ... Parent(s): Cornelius and Veronica Merrill ... Siblings: Dessiah and Ladarius Merrill ... Major: Undeclared/Exploratory Studies in AS ... Shooting Hand: Right



@deasiamerrill



@deasia\_merrill



## CAREER HIGHS

POINTS:	-
FGM:	-
FGA:	-
FTM:	-
FTA:	-
3FGM:	-
3FGA:	-
O-REBOUNDS:	-
D-REBOUNDS:	-
TOTAL REBOUNDS:	-
ASSISTS:	-
BLOCKS:	-
STEALS:	-
MINUTES:	-

## SEASON HIGHS

POINTS:	-
FGM:	-
FGA:	-
FTM:	-
FTA:	-
3FGM:	-
3FGA:	-
O-REBOUNDS:	-
D-REBOUNDS:	-
TOTAL REBOUNDS:	-
ASSISTS:	-
BLOCKS:	-
STEALS:	-
MINUTES:	-

## CAREER STATS

Year	GP-GS	MIN	FG-FGA	PCT	3FG-FGA	PCT	FT-FTA	PCT	OFF-DEF	TOT-AVG	PF-FO	A	TO	BLK	ST	PTS-AVG
2019-20																
TOTAL																

DNP - Injury



## GAME-BY-GAME STATS

(Freshman - 2019-20)

Opponent	Min	FG-A	3PT-A	FT-A	O-D-T	PF	A	TO	BS	ST	PTS
Mount St. Mary's	DNP										
at MTSU	DNP										
Stetson	DNP										
at Virginia	DNP										
Morehead St.	DNP										
Grambling St.	DNP										
Austin Peay	DNP										
Charlotte											
Samford											
Winthrop											
Louisville											
at Cal											
at S. Carolina											
Tennessee											
at Alabama											
at Florida											
Texas A&M											
at LSU											
Auburn											
at Missouri											
Florida											
Alabama											
at Arkansas											
Miss. State											
at Ole Miss											
S. Carolina											
Georgia											
at Vandy											

## EXTRA STATS ...

	19-20	Career		19-20	Career
Scored 10+ Points	-	-	3+ Assists	-	-
Scored 15+ Points	-	-	2+ Steals	-	-
Scored 20+ Points	-	-	Led UK in Scoring	-	-
Scored 25+ Points	-	-	Led UK in Rebounds	-	-
Made 3+ 3FG	-	-	Led UK in Assists	-	-
Double-figure Rebs	-	-	Led UK in Steals	-	-
Double-doubles	-	-	Led UK in Blocks	-	-





# AMANDA PASCHAL

#12 • GUARD • RS-SR • 5-7

BROOKLYN, N.Y./CHIPLEY HS/GULF STATE COLLEGE

## GENERAL

Experienced player that won a junior college national championship ... Missed her second year of junior college with an injury ... Athletic guard that can create for herself and her teammates ... Strong finisher in traffic around the rim ... Hardnosed, tough guard that is strong on both ends of the court ... Choose Kentucky over Wichita State ... Graduated in May of 2019.

- SEC Academic Honor Roll (2019)

## 2019-20 (REDSHIRT SENIOR)

Led Kentucky in points scored for the first time in her career with a career-high 16 points at Middle Tennessee on a career-high five FGM and a career-high five FTM, added three assists and two steals...Dished out a career-high eight assists against Morehead State.

## 2018-19 (REDSHIRT JUNIOR)

Played in all 33 of the team's games with six starts averaging 17.8 minutes per game ... Averaged 3.6 points and 2.3 rebounds per game with 45 assists and 26 steals ... Led UK in assists three times and rebounding twice ... Played 18 minutes vs. Southern, posting five points leading Kentucky with three steals ... Played 24 minutes in first game of Paradise Jam vs. USF with five points, three rebounds and career-high five assists, shot 12-of-13 from the line in the three-day span ... Played 20 minutes vs. WCU, scoring 11 points on 4-of-6 shooting, including 3-of-3 from the arc, a career-high 3-point makes ... Came out with a lot of energy vs. Florida, grabbed a career-high nine rebounds, scored six points on two 3s, logged a block, a steal and an assist ... Started vs. Princeton with six points, three rebounds and three assists in the NCAA Tournament.

## 2017-18 (REDSHIRT SOPHOMORE)

Played in 30 of the team's 32 games with two starts ... Averaged 4.7 points per game, 2.1 rebounds per game and had 40 assists during the season ... Shot 44.5 percent from the field and 30.4 percent from long range during the year ... Score in double figures five times during the season ... Had three or more assists in four games and two or more steals in three games while leading UK in steals twice ... Made her first career start in the opening game of the SEC Tourna-



@aboogie\_nohoodi



@RiP\_MoneyDart



## CAREER HIGHS

POINTS:	16 AT MIDDLE TENNESSEE, 11/10/19
FGM:	5(5x) LAST AT MIDDLE TENNESSEE, 11/10/19
FGA:	11 VS. MISSOURI, 03/08/19
FTM:	5(3x) LAST AT MIDDLE TENNESSEE, 11/10/19
FTA:	7 VS. MISSISSIPPI STATE, 02/25/18
3FGM:	3 VS. WCU, 12/18/18
3FGA:	4 VS. MISSOURI, 03/08/19
O-REBOUNDS:	4(3x) LAST VS. FLORIDA, 01/03/19
D-REBOUNDS:	6 VS. CHARLOTTE, 12/01/19
TOTAL REBOUNDS:	9(2x) LAST VS. CHARLOTTE, 12/01/19
ASSISTS:	8 VS. MOREHEAD, 11/21/19
BLOCKS:	1(3x) LAST VS. CHARLOTTE, 12/01/19
STEALS:	4 VS. GRAMBLING STATE, 11/26/19
MINUTES:	36(3x) LAST VS. MISSOURI, 03/08/19

## SEASON HIGHS

POINTS:	16 AT MIDDLE TENNESSEE, 11/10/19
FGM:	5 AT MIDDLE TENNESSEE, 11/10/19
FGA:	8 AT MIDDLE TENNESSEE, 11/10/19
FTM:	5 AT MIDDLE TENNESSEE, 11/10/19
FTA:	6 AT MIDDLE TENNESSEE, 11/10/19
3FGM:	1(2x) LAST VS. MOREHEAD, 11/21/19
3FGA:	3 VS. MOREHEAD, 11/21/19
O-REBOUNDS:	3 VS. CHARLOTTE, 12/01/19
D-REBOUNDS:	6 VS. CHARLOTTE, 12/01/19
TOTAL REBOUNDS:	9 VS. CHARLOTTE, 12/01/19
ASSISTS:	8 VS. MOREHEAD, 11/21/19
BLOCKS:	1(2x) LAST VS. CHARLOTTE, 12/01/19
STEALS:	4 VS. GRAMBLING STATE, 11/26/19
MINUTES:	34 AT MIDDLE TENNESSEE, 11/10/19

## CAREER STATS

Year	GP-GS	MIN	FG-FGA	PCT	3FG-FGA	PCT	FT-FTA	PCT	OFF-DEF	TOT-AVG	PF-FO	A	TO	BLK	ST	PTS-AVG
2017-18	30-2	501-16.7	53-119	.445	7-23	.304	27-43	.628	29-34	63-2.1	20-0	40	23	0	11	140-4.7
2018-19	33-6	589-17.8	37-123	.301	7-24	.292	38-49	.776	30-45	75-2.3	36-0	45	39	2	26	119-3.6
2019-20	7-7	196-28.0	11-44	.250	2-9	.222	8-10	.800	11-19	30-4.3	13-0	27	14	2	9	32-4.6
TOTAL	70-15	1286-18.4	101-286	.353	16-56	.286	73-102	.716	70-98	168-2.4	69-0	112	76	4	46	291-4.2



ment vs. Alabama with six points, three rebounds and two assists ... Provided important minutes on both ends of the court against Washington State, posting eight points with three assists and three rebounds ... Came in clutch off the bench in the win over Florida, adding 12 points, 10 of which were in the second half ... First player off the bench for the Wildcats vs. Ole Miss, adding six points, four assists ... Scored 11 points vs. Mississippi State in the quarterfinals of the SEC Tournament with two assists ... Really started to play good ball the last few weeks of the season with two or more assists in each of her last four games ... Also went 11-of-20 from the field during that stretch, including 3-of-4 from long range with 15 rebounds.

AT GULF COAST STATE COLLEGE

Shined at Gulf Coast State College, where she helped the Commodores to the 2016 National Junior College Athletic Association National Championship, 2016 Panhandle Conference Championship and 2016 Florida College System Activities Association/NJCAA State Championship ... Started all 33 games her first season at GCSC, which went 32-1 overall to achieve one of the best winning percentages in school history ... Averaged 11.2 points per game as a freshman, hitting at a .469 clip from the field and .267 clip from beyond the arc ... Also averaged 3.9 rebounds per game and 2.5 assists per game ... Scored in double-digits 20 times during the season, including a season-best 19 points in three games ... Shined down the stretch for GCSC, scoring in double-digits in five of the team’s seven postseason games, adding six or more assists in two games ... Season best in assists came against Pensacola State with seven, while she had a season-best 10 rebounds against Tallahassee ... Injured her knee and missed her sophomore season at GCSC, which also won the 2017 NJCAA National Championship.

HIGH SCHOOL

Strong high school career at Chipley High School in Florida where she was a five-year starter, leading the Tigers to 20 or more wins every season ... Averaged 22.6 points, 8.7 rebounds, 5.2 assists and 4.5 steals per game as a senior ... Also averaged over 20 points per game, seven rebounds per game and five assists per game as a junior ... Helped Chipley advance to two class A state championship games ... Was named Class A All-State First Team her senior year by the Florida Association of High School Coaches ... Was named to her high school honor roll and was very active in community service.

PERSONAL

Place of Birth: Brooklyn, N.Y. ... Parent(s): Stacy Paschal-Bragman and Darwin Bragman ... Siblings: Three sisters, Kendra Paschal, Crystal Bragman and Kayla Bragman ... Major: Psychology ... Shooting Hand: Left

GAME-BY-GAME STATS

(RS-Sophomore - 2017-18)												
Opponent	Min	FG-A	3PT-A	FT-A	O-D-T	PF	A	TO	BS	ST	PTS	
Sacramento St.	17	1-2	0-1	3-4	0-0-0	0	2	0	0	0	5	
Gardner-Webb	15	2-4	0-1	0-0	1-4-5	1	2	0	0	0	4	
at Montana	8	0-2	0-1	0-0	0-1-1	1	1	1	0	0	0	
at Washington St.	15	4-7	0-1	0-0	2-1-3	0	3	1	0	0	8	
Morehead St.	20	5-8	0-1	1-3	1-1-2	0	2	0	0	0	11	
Marshall	11	0-4	0-0	2-2	4-1-5	0	0	1	0	0	2	
at Baylor	17	0-2	0-0	0-2	2-1-3	1	3	0	0	0	0	
Tennessee Tech	15	1-2	0-0	1-2	1-1-2	1	2	2	0	0	3	
Evansville	8	2-3	1-1	0-0	0-2-2	0	0	0	0	0	5	
at FGCU	9	1-5	0-1	0-0	0-1-1	0	0	0	0	0	2	
at Miami (Fla.)	20	1-3	0-1	2-2	1-1-2	3	1	0	0	1	4	
Louisville	4	0-1	0-0	1-2	0-0-0	1	0	0	0	0	1	
California	DNP											
at MSU	10	1-2	0-0	0-0	0-2-2	1	0	0	0	0	2	
Tennessee	DNP											
at TAMU	3	0-1	0-0	0-0	0-0-0	0	0	1	0	0	0	
Georgia	4	0-0	0-0	1-2	0-0-0	0	0	0	0	0	1	
at Florida	21	5-8	2-3	0-0	0-0-0	1	1	1	0	2	12	
at Vanderbilt	31	1-8	0-2	0-2	2-0-2	1	2	2	0	0	2	
South Carolina	4	0-0	0-0	0-0	1-0-1	0	0	0	0	0	0	
Alabama	10	1-1	0-0	0-0	1-0-1	0	2	0	0	0	2	
at Arkansas	22	5-10	0-1	0-0	1-2-3	2	0	1	0	2	10	
Auburn	28	2-4	0-2	1-1	1-2-3	0	2	2	0	1	5	
LSU	26	4-6	1-2	1-3	2-2-4	1	4	1	0	1	10	
at Missouri	13	1-3	0-1	0-0	1-0-1	0	0	0	0	0	1	
at Mississippi St.	24	2-5	0-0	3-3	1-1-2	1	1	2	0	0	7	
Arkansas	23	2-6	0-0	0-0	0-4-4	0	1	1	0	0	4	
at South Carolina	18	1-2	0-0	0-0	0-0-0	0	1	1	0	1	2	
at Ole Miss	21	1-4	0-0	4-4	4-1-5	1	4	1	0	2	6	
Mississippi St.	22	3-6	0-0	5-7	2-1-3	1	2	2	0	0	11	
vs. Alabama	26	2-4	1-2	1-2	1-2-3	3	2	1	0	0	6	
vs. Miss. State	36	5-6	2-2	1-2	1-3-4	0	2	2	0	0	13	

(RS-Junior - 2018-19)												
Opponent	Min	FG-A	3PT-A	FT-A	O-D-T	PF	A	TO	BS	ST	PTS	
Alabama State	19	2-5	0-1	3-5	3-2-5	1	3	0	0	1	7	
Southern	18	1-1	0-0	3-4	0-1-1	1	4	0	0	3	5	
Virginia	13	1-2	0-0	0-2	0-1-1	0	1	0	0	0	2	
Hight Point	19	1-3	0-0	4-4	1-2-2	1	3	0	0	1	6	
vs. USF	24	1-3	0-0	3-3	0-3-3	1	5	0	0	1	5	
vs. UCLA	19	0-2	0-0	5-6	1-2-3	1	2	2	0	0	5	
vs. UNC	22	0-4	0-0	4-4	0-0-0	0	1	2	0	1	4	
Morehead St.	11	1-2	0-0	0-2	3-3-6	0	1	2	0	2	2	
Rhode Island	21	1-3	0-0	2-2	2-1-3	1	1	3	0	0	4	
at Louisville	17	2-5	0-1	0-0	0-0-0	1	1	0	0	0	4	
MTSU	17	0-1	0-0	0-0	3-0-3	1	0	1	0	1	0	
W. Carolina	20	4-6	3-3	0-0	2-2-4	0	3	1	0	0	11	
Murray St.	19	2-5	0-1	0-0	1-1-2	1	1	0	1	1	4	
Sacred Heart	16	0-3	0-0	2-2	0-0-0	1	0	0	0	0	2	
Vanderbilt	16	2-4	0-0	0-0	0-0-0	1	0	1	0	0	4	
at Miss. St.	19	2-5	0-0	1-2	1-1-2	0	2	2	0	0	5	
at Tennessee	30	1-8	0-1	2-3	0-3-3	2	2	2	0	2	4	
Ole Miss	20	0-5	0-2	0-0	0-3-3	3	1	1	0	0	0	
at LSU	36	1-6	1-2	0-0	3-1-4	2	4	5	0	2	3	
Missouri	3	0-0	0-0	0-0	0-0-0	0	0	0	1	0	0	
at Texas A&M	2	0-2	0-0	0-0	0-0-0	1	0	1	0	0	0	
S. Carolina	5	0-1	0-1	0-0	1-0-1	0	1	1	0	0	0	
Florida	27	2-6	2-3	0-0	4-5-9	3	1	0	1	1	6	
at Auburn	19	2-3	0-0	0-0	0-1-1	2	0	3	0	0	4	
at Alabama	13	0-1	0-0	0-0	0-0-0	2	0	1	0	1	0	
Arkansas	9	1-1	0-0	0-0	0-0-0	2	0	0	0	0	2	
at S. Carolina	17	0-2	0-0	2-2	0-3-3	2	1	2	0	1	2	
LSU	9	0-1	0-0	2-2	0-0-0	0	0	2	0	0	2	
Texas A&M	17	2-5	0-1	2-3	1-3-4	0	3	1	0	0	6	
at Georgia	22	3-8	1-1	1-1	0-3-3	1	2	2	0	1	8	
vs. Missouri	36	2-11	0-4	0-0	1-1-2	4	1	3	0	3	4	
vs. Princeton	19	2-5	0-1	2-2	1-2-3	1	0	0	0	3	6	
at NC State	15	1-4	0-2	0-0	2-1-3	0	1	0	0	1	2	

(RS-Senior - 2019-20)												
Opponent	Min	FG-A	3PT-A	FT-A	O-D-T	PF	A	TO	BS	ST	PTS	
Mount St. Mary's	25	0-7	0-1	0-0	0-1-1	2	3	0	0	1	0	
at MTSU	34	5-8	1-1	5-6	2-4-6	3	3	5	0	2	16	
Stetson	24	3-9	0-0	0-0	1-0-1	2	4	1	0	2	6	
at Virginia	31	0-5	0-2	0-0	2-3-5	3	2	5	0	0	0	
Morehead St.	29	1-6	1-3	0-0	2-5-7	2	8	1	1	0	3	
Grambling St.	20	0-1	0-1	0-0	1-0-1	1	1	2	0	4	0	
Austin Peay	28	2-8	0-1	3-4	3-6-9	0	6	0	0	1	7	
Charlotte												
Samford												
Winthrop												
Louisville												
at Cal												
at S. Carolina												
Tennessee												
at Alabama												
at Florida												
Texas A&M												
at LSU												
Auburn												
at Missouri												
Florida												
Alabama												
at Arkansas												
Miss. State												
at Ole Miss												
S. Carolina												
Georgia												
at Vandy												

EXTRA STATS ...

	19-20	Career		19-20	Career
Scored 10+ Points	1	8	2+ Steals	3	12
Scored 15+ Points	1	1	Led UK in Scoring	1	1
Scored 20+ Points	-	-	Led UK in Rebounds	1	5
Double-figure Rebs	-	-	Led UK in Assists	3	6
Made 3+ 3FG	-	1	Led UK in Steals	1	4
Double-doubles	-	-	Led UK in Blocks	-	2
3+ Assists	5	16			



# CHASITY PATTERSON

#15 • GUARD • JR • 5-5

HOUSTON, TEXAS/NORTH SHORE HS/TEXAS

## GENERAL

The top ranked point guard in the class of 2017 according to ESPN.com and the Big 12 Preseason Freshman of the Year at Texas in 2017-18 ... Elite guard who can score multiple ways and also defend ... Fast and explosive on both ends of the court ... Will sit out the spring and fall semesters of 2019 and be eligible to compete for Kentucky after the fall semester next December ... Joined the team in December 2018 and practiced with the team in the spring of 2019.

## 2018-19 (SOPHOMORE)

Played one game at Texas before transferring to Kentucky in January 2019.

## AT TEXAS

Spent her freshman season at Texas, helping the Longhorns to the NCAA Tournament Sweet 16 by averaging 2.8 points in 7.6 minutes per game ... Played in one game during the 2018-19 season at Texas, scoring six points in nine minutes going 2-of-4 from the field and 1-of-2 from long range with two rebounds.

## HIGH SCHOOL

Had an incredible high school career at North Shore High School in Houston where she finished as the school's all-time leading scorer with 3,177 points ... Participated in the 2017 McDonald's All-American Game and won the 3-point shooting contest at the event ... Was ranked as the top point guard and the fourth-best player overall in the 2017 class according to ESPN.com after averaging 28.7 points per game, 6.1 rebounds per game and 4.9 assists per game as a senior ... Her senior season was full of honors as she was named a Naismith Trophy Second-Team All-American, a WBCA Coaches All-American and a semifinalist for the Naismith High School Player of the Year award ... As a junior in 2015-16, Patterson averaged 24.5 points per game, 5.4 steals per game and 4.8 assists per game ... On top of being a Texas Association of Basketball Coaches All-State selection, she was the District 21-6A Most Valuable Player and was tabbed to the all-tournament team of the state tournament ... Led her team to the state semifinals with a 36-2 overall record as a junior. In a game against West Brook her junior season, she recorded a



@Chazzthereal



@Chazzthereal



## CAREER HIGHS

POINTS:	13 vs. UTSA, 11/17/17
FGM:	5 vs. UTSA, 11/17/17
FGA:	7 vs. UTSA, 11/17/17
FTM:	3 vs. NORTHWESTERN STATE, 12/13/17
FTA:	4 vs. NORTHWESTERN STATE, 12/13/17
3FGM:	1 vs. MAINE, 03/17/18
3FGA:	4 vs. NORTHWESTERN STATE, 12/13/17
O-REBOUNDS:	1, 2X, LAST vs. MAINE, 03/17/18
D-REBOUNDS:	5 vs. NORTHWESTERN STATE, 12/13/17
TOTAL REBOUNDS:	5 vs. MAINE, 03/17/18
ASSISTS:	4 vs. MCNEESE STATE, 11/15/17
BLOCKS:	1, 3X, LAST vs. NORTHWESTERN STATE, 12/13/17
STEALS:	1, 6X, LAST vs. KANSAS STATE, 02/10/18
MINUTES:	18 vs. NORTHWESTERN STATE, 12/13/17

## SEASON HIGHS

POINTS:	-
FGM:	-
FGA:	-
FTM:	-
FTA:	-
3FGM:	-
3FGA:	-
O-REBOUNDS:	-
D-REBOUNDS:	-
TOTAL REBOUNDS:	-
ASSISTS:	-
BLOCKS:	-
STEALS:	-
MINUTES:	-

## CAREER STATS

Year	GP-GS	MIN	FG-FGA	PCT	3FG-FGA	PCT	FT-FTA	PCT	OFF-DEF	TOT-AVG	PF-FO	A	TO	BLK	ST	PTS-AVG
*2017-18	24-0	182-7.6	25-61	.410	6-27	.222	11-17	.647	2-26	28-1.2	19-0	15	14	3	5	67-2.8
*2018-19	1-0	9-9.0	2-4	.500	1-2	.500	1-2	.500	0-2	2-2.0	0-0	1	0	0	1	6-6.0
2019-20																
TOTAL	25-0	191-7.6	27-65	.415	7-29	.241	12-19	.631	2-28	30-1.2	19-0	16	14	3	8	73-2.9

\* at Texas



triple-double with 24 points, 12 assists and 11 steals.

PERSONAL

Place of Birth: Houston, Texas ... Parent(s): Greg and Sonya Patterson ... Siblings: Two sisters - Destiny and Makayla; Destiny played volleyball at the University of Houston. ... Major: Media arts and studies ... Shooting Hand: Right

GAME-BY-GAME STATS													
(Freshman - 2017-18)													
Opponent	Min	FG-A	3PT-A	FT-A	O-D-T	PF	A	TO	BS	ST	PTS		
Stetson	12	0-7	0-3	0-2	1-3-4	3	0	3	1	1	0		
McNeese State	15	3-7	0-2	0-0	0-3-3	3	4	0	0	0	6		
UTSA	11	5-7	1-1	2-4	0-1-1	0	2	0	0	0	13		
vs. LSU	DNP												
vs WASHINGTON	11	2-3	0-1	2-2	0-2-2	0	2	0	0	0	6		
Louisiana Tech	10	2-2	1-1	0-0	0-1-1	1	2	2	1	1	5		
at Georgia	2	0-0	0-0	0-0	0-1-1	0	0	0	0	0	0		
at Tennessee	DNP												
Northwestern State	18	2-5	1-4	3-4	0-5-5	2	0	0	1	1	8		
Florida State	DNP												
at Oklahoma	2	0-0	0-0	0-0	0-0-0	0	1	0	0	1	0		
West Virginia	6	1-4	0-2	1-1	0-0-0	0	0	0	0	0	3		
Oklahoma State	DNP												
at Kansas State	4	0-1	0-1	0-0	0-1-1	0	0	2	0	0	0		
at TCU	DNP												
Kansas	11	1-5	0-3	0-0	0-1-1	1	0	0	0	0	2		
UConn	DNP												
at Texas Tech	16	1-5	0-3	0-0	0-3-3	2	1	2	0	0	2		
at Baylor	DNP												
Iowa State	DNP												
at Kansas	DNP												
TCU	3	0-0	0-0	1-2	0-0-0	1	0	0	0	0	1		
at West Virginia	DNP												
Kansas State	4	0-0	0-0	0-0	0-0-0	0	0	0	0	1	0		
Texas Tech	13	3-4	1-2	0-0	0-0-0	1	0	2	0	0	7		
at Oklahoma State	9	2-2	0-0	0-0	0-1-1	1	2	2	0	0	4		
Baylor	4	0-0	0-0	0-0	0-0-0	2	0	0	0	0	0		
at Iowa State	1	0-0	0-0	0-0	0-0-0	0	0	0	0	0	0		
Oklahoma	2	0-1	0-1	0-0	0-0-0	1	0	0	0	0	0		
vs Iowa State	6	1-2	1-1	0-0	0-0-0	0	1	0	0	0	3		
vs West Virginia	4	0-1	0-1	2-2	0-0-0	0	0	0	0	0	2		
Maine	16	2-5	1-1	0-0	1-4-5	1	0	1	0	0	5		
Arizona State	2	0-0	0-0	0-0	0-0-0	0	0	0	0	0	0		
vs UCLA	0	0-0	0-0	0-0	0-0-0	0	0	0	0	0	0		
(Sophomore- 2018-19)													
Opponent	Min	FG-A	3PT-A	FT-A	O-D-T	PF	A	TO	BS	ST	PTS		
Duquesne	9	2-4	1-2	1-2	0-2-2	0	1	0	0	1	6		
(Junior - 2019-20)													
Opponent	Min	FG-A	3PT-A	FT-A	O-D-T	PF	A	TO	BS	ST	PTS		
Mount St. Mary's	DNP												
at MTSU	DNP												
Stetson	DNP												
at Virginia	DNP												
Morehead St.	DNP												
Grambling St.	DNP												
Austin Peay	DNP												
Charlotte													
Samford													
Winthrop													
Louisville													
at Cal													
at S. Carolina													
Tennessee													
at Alabama													
at Florida													
Texas A&M													
at LSU													
Auburn													
at Missouri													
Florida													
Alabama													
at Arkansas													
Miss. State													
at Ole Miss													
S. Carolina													
Georgia													
at Vandy													

EXTRA STATS ...

	19-20	Career		19-20	Career
Scored 10+ Points	-	1	2+ Steals	-	-
Scored 15+ Points	-	-	Led UK in Scoring	-	-
Scored 20+ Points	-	-	Led UK in Rebounds	-	-
Double-figure Rebs	-	-	Led UK in Assists	-	-
Made 3+ 3FG	-	-	Led UK in Steals	-	-
Double-doubles	-	-	Led UK in Blocks	-	-
3+ Assists	-	1			



# KAMERON ROACH

#23 • GUARD • JR • 5-6

HOPKINS, S.C./LOWER RICHLAND HS

## GENERAL

Physical guard that has great court vision and a skilled passer ... Missed her senior year of high school with an injury, but performed well during summer conditioning and workouts ... Tore her Achilles towards the end of 2018-19 ... Choose Kentucky over Clemson, UNC Charlotte, Furman and South Carolina.

- SEC Academic Honor Roll (2018, 2019)

## 2019-20 (JUNIOR)

Still recovering from an injury sustained at the end of 2019, but slowly getting back to full speed.

## 2018-19 (SOPHOMORE)

Played in 13 games averaging 4.2 minutes per game ... Saw six minutes in the season opener vs. Alabama State with three steals, four rebounds and reported her first 3 in a game ... Played five minutes vs. Southern, recorded two points on her only attempt and added a rebound ... Recorded seven minutes vs. High Point, tallied one rebound, one assist and one steal ... Saw eight minutes vs. Morehead State and charted three rebounds ... Played seven minutes vs. WCU, scored two points, charted one rebound and an assist.

## 2017-18 (FRESHMAN)

Played in 15 games during the season averaging 7.3 minutes per game ... Saw a season-high 16 minutes against Sacramento State with three assists, one steal and six points going 4-of-4 from the charity stripe ... Had four points on 2-of-2 shooting and added two defensive boards in nine minutes vs. Gardner-Webb. ... Also had four points against Evansville and Miami (Fla.).

## HIGH SCHOOL

A four-year letterwinner and two-year starter for Lower Richland High School under head coach Deborah Wardlaw, helping the Diamond Hornets to a 26-0 record in 2012-13 and a regional and state championship ... Averaged over 10 points with 2.2 rebounds, 2.9 assists, and 2.9 steals per game as a junior, helping the team to the state playoffs where she scored 16 points in the



@kyr.23



@kameron\_roach



## CAREER HIGHS

POINTS:	6 VS. SACRAMENTO ST., 11/10/17
FGM:	2(3X) LAST AT MIAMI, 12/10/17
FGA:	6(2X) LAST VS. ALABAMA ST., 11/07/18
FTM:	4 VS. SACRAMENTO ST., 11/10/17
FTA:	4 VS. SACRAMENTO ST., 11/10/17
3FGM:	1 VS. ALABAMA ST., 11/07/18
3FGA:	2(2X) LAST VS. ALABAMA ST., 11/07/18
O-REBOUNDS:	2 VS. ALABAMA ST., 11/07/18
D-REBOUNDS:	2(3X) LAST VS. ALABAMA ST., 11/07/18
TOTAL REBOUNDS:	4 VS. ALABAMA ST., 11/07/18
ASSISTS:	3 VS. SACRAMENTO ST., 11/10/17
BLOCKS:	1 VS. SACRAMENTO ST., 11/10/17
STEALS:	3 VS. ALABAMA ST., 11/07/18
MINUTES:	16 VS. SACRAMENTO ST., 11/10/17

## SEASON HIGHS

POINTS:	-
FGM:	-
FGA:	-
FTM:	-
FTA:	-
3FGM:	-
3FGA:	-
O-REBOUNDS:	-
D-REBOUNDS:	-
TOTAL REBOUNDS:	-
ASSISTS:	-
BLOCKS:	-
STEALS:	-
MINUTES:	-

## CAREER STATS

Year	GP-GS	MIN	FG-FGA	PCT	3FG-FGA	PCT	FT-FTA	PCT	OFF-DEF	TOT-AVG	PF-FO	A	TO	BLK	ST	PTS-AVG
2017-18	15-0	109-7.3	10-26	.385	0-4	.000	4-4	1.000	1-6	7-0.5	13-0	4	15	1	3	24-1.6
2018-19	13-0	54-4.2	4-19	.211	1-2	.500	1-2	.500	5-5	10-0.8	8-0	5	7	0	5	10-0.8
2019-20	0-0	0-0	0-0	.000	0-0	.000	0-0	.000	0-0	0-0	0-0	0	0	0	0	0-0
TOTAL	28-0	163-5.8	14-45	.311	1-6	.167	5-6	.833	6-11	17-0.6	21-0	9	22	1	8	34-1.2



team's first-round win ... Had 11.5 points, 2.2 rebounds, 3.7 assists and 2.1 steals per game as a sophomore, earning South Carolina Basketball Coaches Association All-State and All-Region honors ... Strong shooter that hit 41 percent from the field as a sophomore and 45 percent from the field as a junior ... Also played for Lower Richland's varsity team as a freshman and eighth grader, averaging 6.4 points, 2.5 steals and 2.3 assists per game as a freshman and 4.3 points, 1.6 steals and 1.6 assists per game as an eighth grader ... Named a 2017 McDonald's All-America nominee ... Was a four-star prospect according to ProspectsNation.com and three-star guard by ESPN.com ... Tabbed as the 87th best prospect overall and 22nd best guard in the class by ProspectsNation.com and the 23rd best guard by ESPN.com ... Played on the AAU circuit for Arne Morris and the Carolina Flames ... Participated in 2016 USA Basketball Women's U17 World Championship Team Trials ... Also played tennis and ran track in high school ... Very active outside of sports as a member of the student council, Fellowship of Christian Athletes, National Honor Society, National Technical Honor Society and Future Business Leaders of America ... Was tabbed a high school scholar and Urban League academic honoree ... Won her high school poetry contest in honor of Black History Month.

## PERSONAL

Place of Birth: Hopkins, S.C. ... Parent(s): Kendrick Roach, Sr. and Yolande Roach ... Siblings: One brother, Kendrick Roach, Jr. ... Major: Kinesiology and Health Promotion ... Shooting Hand: Right ... Father, Kendrick, ran track at Clemson and brother, Kendrick, Jr., played football at Charleston Southern.

## GAME-BY-GAME STATS

(Freshman - 2017-18)

Opponent	Min	FG-A	3PT-A	FT-A	O-D-T	PF	A	TO	BS	ST	PTS
Sacramento St.	16	1-5	0-0	4-4	1-1-2	0	3	2	1	1	6
Gardner-Webb	9	2-2	0-0	0-0	0-2-2	1	0	2	0	0	4
at Montana	4	0-0	0-0	0-0	0-0-0	1	0	0	0	0	0
at Washington St.	DNP										
Morehead St.	14	1-3	0-0	0-0	0-0-0	2	0	1	0	0	2
Marshall	6	0-0	0-0	0-0	0-1-1	0	1	0	0	0	0
at Baylor	DNP										
Tennessee Tech	14	1-6	0-2	0-0	0-2-2	3	0	1	0	1	2
Evansville	11	2-3	0-0	0-0	0-0-0	2	0	0	0	1	4
at FGCU	DNP										
at Miami (Fla.)	15	2-4	0-1	0-0	0-0-0	0	0	4	0	0	4
Louisville	DNP										
California	8	0-1	0-0	0-0	0-0-0	1	0	0	0	0	0
at MTSU	1	0-0	0-0	0-0	0-0-0	1	0	0	0	0	0
Tennessee	DNP										
at TAMU	DNP										
Georgia	DNP										
at Florida	DNP										
at Vanderbilt	4	1-1	0-0	0-0	0-0-0	0	0	2	0	0	2
South Carolina	DNP										
Alabama	2	0-0	0-0	0-0	0-0-0	0	0	0	0	0	0
at Arkansas	DNP										
Auburn	2	0-0	0-0	0-0	0-0-0	1	0	1	0	0	0
LSU	DNP										
at Missouri	DNP										
at Mississippi St.	DNP										
Arkansas	2	0-0	0-0	0-0	0-0-0	1	0	0	0	0	0
at South Carolina	DNP										
at Ole Miss	DNP										
Mississippi St.	1	0-0	0-0	0-0	0-0-0	0	0	1	0	0	0
vs. Alabama	DNP										
vs. Miss. State	DNP										

(Sophomore - 2018-19)

Opponent	Min	FG-A	3PT-A	FT-A	O-D-T	PF	A	TO	BS	ST	PTS
Alabama State	6	1-6	1-2	1-2	2-2-4	1	1	1	0	3	4
Southern	5	1-1	0-0	0-0	0-1-1	0	0	0	0	0	2
Virginia	DNP										
Hight Point	7	0-1	0-0	0-0	0-1-1	3	1	0	0	1	0
vs. USF	2	0-0	0-0	0-0	0-0-0	0	0	0	0	0	0
vs. UCLA	DNP										
vs. UNC	DNP										
Morehead St.	8	0-3	0-0	0-0	1-0-1	1	0	3	0	0	0
Rhode Island	3	0-1	0-0	0-0	1-0-1	0	0	0	0	0	0
at Louisville	DNP										
MTSU	1	0-0	0-0	0-0	0-0-0	1	0	0	0	0	0
W. Carolina	7	1-3	0-0	0-0	0-1-1	1	1	1	0	0	2
Murray St.	4	0-1	0-0	0-0	0-0-0	0	0	1	0	1	0
Sacred Heart	2	0-0	0-0	0-0	0-0-0	0	0	0	0	0	0
Vanderbilt	2	0-1	0-0	0-0	1-0-1	0	0	1	0	0	0
at Miss. St.	DNP										
Tennessee	DNP										
Ole Miss	5	0-1	0-0	0-0	0-0-0	0	2	0	0	0	0
at LSU	2	1-1	0-0	0-0	0-0-0	1	0	0	0	0	2
Missouri	DNP										
at Texas A&M	DNP										
S. Carolina	DNP										
Florida	DNP										
at Auburn	DNP										
at Alabama	DNP										
Arkansas	DNP										
at S. Carolina	DNP										
LSU	DNP										
Texas A&M	DNP										
at Georgia	DNP										
vs. Missouri	DNP										
vs. Princeton	DNP										
at NC State	DNP										

(Junior - 2019-20)

Opponent	Min	FG-A	3PT-A	FT-A	O-D-T	PF	A	TO	BS	ST	PTS
Mount St. Mary's	DNP										
at MTSU	DNP										
Stetson	DNP										
at Virginia	DNP										
Morehead St.	DNP										
Grambling St.	DNP										
Austin Peay	DNP										
Charlotte											
Samford											
Winthrop											
Louisville											
at Cal											
at S. Carolina											
Tennessee											
at Alabama											
at Florida											
Texas A&M											
at LSU											
Auburn											
at Missouri											
Florida											
Alabama											
at Arkansas											
Miss. State											
at Ole Miss											
S. Carolina											
Georgia											
at Vandy											

## EXTRA STATS ...

	19-20	Career		19-20	Career
Scored 10+ Points	-	-	2+ Steals	-	-
Scored 15+ Points	-	-	Led UK in Scoring	-	-
Scored 20+ Points	-	-	Led UK in Rebounds	-	-
Made 3+ 3FG	-	-	Led UK in Assists	-	1
Double-figure Rebs	-	-	Led UK in Steals	-	1
Double-doubles	-	-	Led UK in Blocks	-	1
3+ Assists	-	1			





# JAIDA ROPER

#32 • GUARD • SR • 5-6

MEMPHIS, TENN./HOUSTON HS

## GENERAL

Very athletic and fast guard who contributed right away in her first year on campus ... Loves to push the tempo and play in transition ... Always looking for the open teammate, but can score as well ... Incredible interior passer ... One of the more vocal players on the team that is a big/fun personality in the locker room.

- SEC Academic Honor Roll (2017, 2018, 2019)

## 2019-20 (SENIOR)

In season opener against Mount St. Mary's, scored 13 points going 3-of-3 from the field, 1-of-1 from the 3 and 6-of-8 from the line... Recorded a career-high eight assists against Stetson, including tying a career-high four steals... Scored 10 points against Grambling State, adding seven assists and three steals... Posted 10 points against Austin Peay, dishing out four assists.

## 2018-19 (JUNIOR)

Played in all 33 of the team's games with two starts averaging 20.8 minutes per game ... Averaged 6.8 points per game finishing second on the team with 77 assists ... Also added 27 steals and 1.9 rebounds per game ... Hit 39.7 percent from the field, 34.6 percent from long range and 83.1 percent from the free-throw line ... Scored 10 or more points in eight games with one 15+ point performance ... Had three or more assists in 11 games and two or steals in six games ... Led UK in assists nine times during the year ... Hit at least one three in 20 of her 33 games played and had at least one assist in 29 games ... Led Kentucky in assists with six in season opener vs. Alabama State, scoring eight points with four steals in 22 minutes ... Played 24 minutes vs. USF in first game of Paradise Jam, scoring 13 points on 5-of-9 shooting with two 3s ... In second game of Paradise Jam vs. UCLA she went 3-of-4 from long range for nine points ... Shined vs. Murray State scoring a career-high 15 points on 5-of-8 shooting and led UK with six assists ... Played an instrumental role in win at Tennessee, scoring 10 points, including a 3 in the final minute to stretch Kentucky's lead by five ... Scored eight of Kentucky's last nine points in the game and led Wildcats with three assists ... Made her second start of the season at LSU, adding a valuable statline with 10 points, three assists, two steals and a rebound ... Huge minutes vs. Prince-



@jkr\_



@jaida\_roper



## CAREER HIGHS

POINTS:	15 vs. MURRAY ST., 12/21/18
FGM:	5(7x) LAST vs. SACRED HEART, 12/29/18
FGA:	10(3x) LAST AT VIRGINIA, 11/16/19
FTM:	10 vs. MSU, 11/28/18
FTA:	10 vs. MSU, 11/28/18
3FGM:	3(2x) LAST vs. UCLA, 11/23/17
3FGA:	5(2x) LAST vs. GRAMBLING STATE, 11/26/19
O-REBOUNDS:	3(2x) LAST vs. SOUTH CAROLINA, 01/31/19
D-REBOUNDS:	5(2x) LAST AT FLORIDA, 01/11/18
TOTAL REBOUNDS:	6 AT FLORIDA, 01/11/18
ASSISTS:	8 vs. STETSON, 11/13/19
BLOCKS:	2 vs. MARSHALL, 11/26/17
STEALS:	4(3x) LAST vs. STETSON, 11/13/19
MINUTES:	33 AT LSU, 01/17/19

## SEASON HIGHS

POINTS:	13 vs. MOUNT ST. MARY'S, 11/05/19
FGM:	4(2x) LAST vs. CHARLOTTE, 12/01/19
FGA:	10 AT VIRGINIA, 11/16/19
FTM:	6 vs. MOUNT ST. MARY'S, 11/05/19
FTA:	8 vs. MOUNT ST. MARY'S, 11/05/19
3FGM:	2 vs. GRAMBLING STATE, 11/26/19
3FGA:	5 vs. GRAMBLING STATE, 11/26/19
O-REBOUNDS:	2 AT MIDDLE TENNESSEE, 11/10/19
D-REBOUNDS:	4 vs. STETSON, 11/13/19
TOTAL REBOUNDS:	4(2x) LAST vs. STETSON, 11/13/19
ASSISTS:	8 vs. STETSON, 11/13/19
BLOCKS:	-
STEALS:	4 vs. STETSON, 11/13/19
MINUTES:	31 AT VIRGINIA, 11/16/19

## CAREER STATS

Year	GP-GS	MIN	FG-FGA	PCT	3FG-FGA	PCT	FT-FTA	PCT	OFF-DEF	TOT-AVG	PF-FO	A	TO	BLK	ST	PTS-AVG
2016-17	32-2	385-12.0	28-88	.318	10-32	.313	17-21	.810	11-18	29-0.9	35-0	39	29	1	12	83-2.6
2017-18	30-2	538-17.9	49-135	.363	15-41	.366	33-50	.660	10-45	55-1.8	49-1	57	46	7	16	146-4.9
2018-19	33-2	685-20.8	69-174	.397	27-78	.346	59-71	.831	20-42	62-1.9	58-1	77	42	1	27	224-6.8
2019-20	7-0	176-25.1	18-48	.375	5-18	.278	8-14	.571	3-13	16-2.3	10-0	28	16	0	10	49-7.0
TOTAL	102-6	1784-17.5	164-445	.369	57-169	.337	117-156	.750	44-118	162-1.6	152-2	201	133	9	65	502-4.9







# TATYANA WYATT

#14 • FORWARD • JR • 6-2

COLUMBUS, GA./COLUMBUS HS

## GENERAL

Explosive athlete that was a star volleyball player and won a volleyball and basketball state championship in high school ... Very versatile player that can play outside the post and is very physical when she plays in the post ... Won a state championship in basketball her senior year by hitting a 3 late in overtime coming out of the post position ... Chose Kentucky over Georgetown, Vanderbilt and North Carolina.

- SEC Academic Honor Roll (2018, 2019)

## 2019-20 (JUNIOR)

In season opener against Mount St. Mary's, scored 10 points and added five rebounds ... Has started both games and had five rebounds in each of the first two games... Scored nine points and 10 rebounds, adding a block, against Stetson... Recorded 10 points and led Kentucky with eight rebounds against Morehead State.

## 2018-19 (SOPHOMORE)

Played and started 32 of the Wildcats' 33 games averaging 20.2 minutes per game ... Posted 6.9 points per game with 3.8 rebounds per game ... Added 38 assists, 17 blocks and 16 steals ... Had 10 or more points in eight games and 15 or more points in two games ... Led UK in scoring once during the year, scoring 17 points at Georgia, while she led UK in rebounding three times and in blocks eight times ... Had five or more rebounds in 13 games including accomplishing the feat in four of her last six games ... Hit nine 3s during the year and shot 40.6 percent from the field overall ... Shined vs. WCU, playing 20 minutes with 16 points on 8-of-10 from the field and six rebounds ... Added to Kentucky's rebounding success vs. Sacred Heart, charting seven boards, while also posting five points and two blocks ... Contributed nine points and a 3 on her only attempt at LSU adding three rebounds and a block ... Scored in double figures vs. LSU with 12 points adding five defensive rebounds and two blocks ... Followed with 10 points vs. Texas A&M marking back-to-back double-figure games for the first time this season ... Led UK in scoring at Georgia with 17 points, the only Wildcat in doubles figures ... Had UK's only block in the game and grabbed four rebounds ... Had 12 points going 4-of-4 from the field against Princeton in the NCAA Tournament with five boards.



@tot\_tot14



## CAREER HIGHS

POINTS:	20 vs. EVANSVILLE, 12/05/17
FGM:	8(2x) LAST vs. WCU, 12/18/18
FGA:	15 vs. MISSOURI, 03/08/19
FTM:	5(2x) LAST at Georgia, 03/03/19
FTA:	8 vs. MTSU, 12/15/18
3FGM:	3 vs. ARKANSAS, 02/15/18
3FGA:	4 AT MIAMI, 12/10/17
O-REBOUNDS:	8 vs. EVANSVILLE, 12/05/17
D-REBOUNDS:	6(2x) LAST vs. MOREHEAD, 11/21/19
TOTAL REBOUNDS:	10(2x) LAST vs. STETSON, 11/13/19
ASSISTS:	2(2x) LAST AT LOUISVILLE, 12/10/18
BLOCKS:	3 vs. TENNESSEE TECH, 12/03/17
STEALS:	2(3x) LAST vs. RHODE ISLAND, 12/06/18
MINUTES:	33(2x) vs. MISSOURI, 03/08/19

## SEASON HIGHS

POINTS:	10(2x) LAST vs. MOREHEAD, 11/21/19
FGM:	5 vs. MOREHEAD, 11/21/19
FGA:	13 vs. STETSON, 11/13/19
FTM:	3(2x) LAST vs. GRAMBLING STATE, 11/26/19
FTA:	3(4x) LAST vs. GRAMBLING STATE, 11/26/19
3FGM:	1 AT VIRGINIA, 11/16/19
3FGA:	2 AT VIRGINIA, 11/16/19
O-REBOUNDS:	6 vs. STETSON, 11/13/19
D-REBOUNDS:	6 vs. MOREHEAD, 11/21/19
TOTAL REBOUNDS:	10 vs. STETSON, 11/13/19
ASSISTS:	1 vs. GRAMBLING STATE, 11/26/19
BLOCKS:	1(3x) LAST vs. MOREHEAD, 11/21/19
STEALS:	1 vs. STETSON, 11/13/19
MINUTES:	20(2x) LAST vs. GRAMBLING STATE, 11/26/19

## CAREER STATS

Year	GP-GS	MIN	FG-FGA	PCT	3FG-FGA	PCT	FT-FTA	PCT	OFF-DEF	TOT-AVG	PF-FO	A	TO	BLK	ST	PTS-AVG
2017-18	24-4	404-16.8	57-135	.422	15-46	.326	30-43	.698	35-48	83-3.5	49-1	7	21	8	8	159-6.6
2018-19	32-32	645-20.2	82-202	.406	9-32	.281	48-72	.667	49-73	122-3.8	99-4	5	38	17	16	221-6.9
2019-20	6-6	108-18.0	19-47	.404	1-4	.250	9-14	.643	17-20	37-6.2	11-0	1	12	3	1	48-8.0
TOTAL	62-42	1157-18.7	158-384	.411	25-82	.305	87-129	.674	101-141	242-3.9	159-5	13	71	28	25	428-6.9



## 2017-18 (FRESHMAN)

Missed eight games due to injury during the season but played in 24 games with four starts throughout the season ... Averaged 6.6 points and 3.5 rebounds per game ... Shot 42.2 percent from the field and 32.6 percent from long range hitting 15 3-pointers ... Scored 10 or more points seven times leading Kentucky in scoring once ... Led UK in rebounding four times, in steals once and in blocks twice ... Had five or more rebounds seven times ... Started the year with 13 points on 5-of-6 shooting against Sacramento State ... Had 12 points against Tennessee Tech with three blocks and two assists ... Recorded her first career double-double against Evansville with 20 points and 10 rebounds, which was the first 20-10 game of the year for UK ... Had 11 points in her first career start at FGCU ... Made her third career start at Florida, adding six points and a career-high six defensive rebounds ... Came off the bench to score 11 points and hit a season-best three 3s against Arkansas with all three 3s coming in the second half after the Razorbacks had tied the game ... Hit a 3 in 11 games and scored at least one point in every game she played but one.

## HIGH SCHOOL

A four-year starter for the Columbus High School, leading the Blue Devils to four straight 20-win seasons ... Scored 27 points and hit a buzzer-beating 3 to lift Columbus to the Class AAAA State Championship as a senior ... Averaged 22.2 points per game, 6.7 rebounds per game, 1.0 assists per game, 2.0 steals per game and 1.6 blocks per game as a senior to earn Region 1-4A Player of the Year and all-state by the Atlanta Journal-Constitution ... Earned the Sue Walton Outstanding Athlete of the Year Award at the 2017 Sportsvisions Female Athletes of the Year banquet ... Helped Columbus High School make the state quarterfinals last season, averaging over 20 points per game with 8.9 rebounds, 1.7 steals and 1.3 blocks per game, hitting an impressive 49% from the field ... Hit 48% from the field as a sophomore, averaging 18.8 points, 6.3 rebounds, 1.8 steals and 2.3 blocks ... Was a key player on Columbus High School's state runner-up team as a freshman, averaging 11.2 points, 4.5 rebounds and 1.0 blocks per game ... Was named Georgia Sportswriters Association Class AAAA Second-Team All-State as a junior ... All-around athlete that was a star volleyball player at Columbus High School, where she had over 1,000 career kills leading the team to a state championship title her junior year, state runner-up title her sophomore season and a state semifinal appearance her senior season ... Named a 2017 McDonald's All-America nominee ... A skilled post player that is ranked as the 63rd overall player in this class and 12th best forward by ProspectsNation.com ... A three-star prospect by ESPN.com ... Played AAU for FBC under head coach Alfred Motton ... Stellar volleyball career letting all four years as an outside hitter helping her team win multiple state championships ... Was a member of the National Honor Society and Spanish Honor Society ... Was named to her high school's honor roll.

## PERSONAL

Place of Birth: Columbus, Ga. ... Parent(s): Tim and Nancy Wyatt ... Siblings: Two brothers, Quintavius Wyatt and Tim Wyatt, Jr., and one sister, Cierra Stokes ... Brother, Quintavius played basketball at Concordia College ... Major: Psychology ... Shooting Hand: Right

## GAME-BY-GAME STATS

(Freshman - 2017-18)

Opponent	Min	FG-A	3PT-A	FT-A	O-D-T	PF	A	TO	BS	ST	PTS
Sacramento St.	15	5-6	1-2	2-3	0-2-2	2	0	1	0	1	13
Gardner-Webb	DNP										
at Montana	DNP										
at Washington St.	DNP										
Morehead St.	DNP										
Marshall	DNP										
at Baylor	13	1-7	1-3	0-2	3-1-4	4	0	2	0	0	3
Tennessee Tech	16	6-9	0-1	0-1	2-1-3	3	2	2	3	0	12
Evansville	19	8-11	1-2	3-4	8-2-10	0	0	2	1	1	20
at FGCU	20*	5-12	0-2	1-1	5-3-8	4	1	4	1	1	11
at Miami (Fla.)	20*	2-8	2-4	0-0	1-1-2	2	0	1	0	0	6
Louisville	19	3-6	1-2	3-4	0-2-2	2	0	0	0	0	10
California	23	3-7	2-3	2-2	4-2-6	4	1	1	0	1	10
at Middle Tenn.	22	2-4	1-3	4-4	0-2-2	3	1	2	1	0	9
Tennessee	18	2-5	0-1	0-0	1-5-6	0	0	0	0	1	4
at TAMU	12	2-2	0-0	2-2	0-1-1	1	0	0	0	0	6
Georgia	10	0-4	0-0	2-4	0-1-1	1	0	1	1	0	2
at Florida	33*	3-11	0-2	0-0	0-6-6	2	0	2	0	0	6
at Vanderbilt	18*	1-8	0-1	0-0	0-4-4	5	0	1	0	1	2
South Carolina	DNP										
Alabama	DNP										
at Arkansas	DNP										
Auburn	1	0-0	0-0	0-0	0-1-1	0	0	0	0	0	0
LSU	8	1-1	0-0	0-0	1-2-3	2	1	0	0	0	2
at Missouri	18	1-3	1-3	3-3	1-0-1	4	0	0	0	1	6
at Mississippi St.	16	1-5	0-2	1-2	4-3-7	3	0	0	0	0	3
Arkansas	17	3-5	3-5	2-2	0-2-2	0	1	1	0	0	11
at South Carolina	21	2-7	0-5	4-5	3-2-5	1	0	1	0	0	8
at Ole Miss	21	3-5	1-1	1-4	1-0-1	3	0	0	0	1	8
Mississippi St.	9	1-3	0-1	0-0	1-2-3	0	0	0	0	0	2
vs. Alabama	16	1-5	0-2	0-0	0-1-1	1	0	0	1	0	2
vs. Miss. State	19	1-1	1-1	0-0	0-2-2	2	0	0	0	0	3

(Sophomore - 2018-19)

Opponent	Min	FG-A	3PT-A	FT-A	O-D-T	PF	A	TO	BS	ST	PTS
Alabama State	17	1-7	0-1	2-2	4-2-6	2	0	2	0	0	4
Southern	23	2-6	0-0	4-6	4-1-5	2	0	1	0	2	8
Virginia	22	2-11	1-3	0-0	3-1-4	2	0	0	1	2	5
Hight Point	DNP										
vs. USF	19	2-9	0-2	0-0	1-4-5	3	0	1	0	1	4
vs. UCLA	1	0-0	0-0	0-0	0-0-0	0	0	0	0	0	0
vs. UNC	22	3-5	0-0	1-4	0-2-2	3	0	0	0	1	7
Morehead St.	13	0-2	0-0	0-2	1-2-3	3	0	0	0	0	0
Rhode Island	26	1-5	0-0	2-3	1-3-4	4	0	2	0	2	4
at Louisville	24	2-3	1-2	2-2	1-0-1	5	2	3	0	0	7
MTSU	23	2-5	1-2	3-8	2-3-5	2	0	0	0	0	8
W. Carolina	20	8-10	0-0	0-0	1-5-6	3	1	1	1	0	16
Murray St.	17	2-5	0-0	1-2	3-1-4	2	0	2	0	1	5
Sacred Heart	19	1-7	0-2	3-4	2-5-7	3	0	1	2	0	5
Vanderbilt	15	2-2	0-0	0-0	1-2-3	4	1	1	0	0	4
at Miss. St.	21	3-5	1-1	2-2	0-1-1	5	0	1	1	1	9
at Tennessee	19	1-2	0-1	0-0	0-2-2	4	0	1	1	0	2
Ole Miss	17	1-5	0-0	1-4	3-2-5	4	0	3	0	0	3
at LSU	15	4-5	1-1	0-1	2-1-3	5	0	1	1	0	9
Missouri	20	3-7	1-2	4-6	3-3-6	2	0	0	1	0	11
at Texas A&M	23	1-4	0-1	2-2	2-4-6	3	0	4	0	0	4
S. Carolina	19	3-6	1-3	1-1	1-3-4	3	1	1	0	0	8
Florida	11	1-2	0-0	0-0	0-2-2	2	0	3	0	0	2
at Auburn	23	4-5	0-0	1-2	1-2-3	5	0	0	0	1	9
at Alabama	30	4-9	0-1	2-2	0-2-2	2	0	2	0	2	10
Arkansas	16	2-7	0-2	0-0	0-1-1	3	0	2	1	0	4
at S. Carolina	12	2-9	0-1	0-0	1-3-4	4	0	0	1	0	4
LSU	28	3-12	1-3	5-6	0-5-5	3	0	1	2	0	12
Texas A&M	23	5-9	0-1	0-0	1-4-5	4	0	1	3	1	10
at Georgia	24	6-10	0-0	5-6	1-3-4	3	0	1	1	0	17
vs. Missouri	33	4-15	0-1	3-3	3-1-4	2	0	1	0	0	11
vs. Princeton	25	4-4	0-0	4-4	3-2-5	3	0	2	0	0	12
at NC State	25	3-9	1-2	0-0	4-1-5	4	0	0	1	2	7

(Junior - 2019-20)

Opponent	Min	FG-A	3PT-A	FT-A	O-D-T	PF	A	TO	BS	ST	PTS
Mount St. Mary's	16	4-8	0-1	2-3	3-2-5	3	0	2	1	0	10
at MTSU	16	3-9	0-0	1-2	4-1-5	3	0	2	0	0	7
Stetson	17	3-13	0-1	3-3	6-4-10	1	0	1	1	1	9
at Virginia	18	2-6	1-2	0-0	0-4-4	3	0	3	0	0	5
Morehead St.	19	5-7	0-0	0-3	2-6-8	1	0	0	1	0	10
Grambling St.	19	2-4	0-0	3-3	2-3-5	0	1	4	0	0	7
Austin Peay	DNP										
Charlotte											
Samford											
Winthrop											
Louisville											
at Cal											
at S. Carolina											
Tennessee											
at Alabama											
at Florida											
Texas A&M											
at LSU											
Auburn											
at Missouri											
Florida											
Alabama											
at Arkansas											
Miss. State											
at Ole Miss											
S. Carolina											
Georgia											
at Vandy											

## EXTRA STATS ...

	19-20	Career		19-20	Career
Scored 10+ Points	2	17	2+ Steals	-	5
Scored 15+ Points	-	3	Led UK in Scoring	-	2
Scored 20+ Points	-	1	Led UK in Rebounds	2	9
Made 3+ 3FG	-	1	Led UK in Assists	-	-
Double-figure Rebs	1	2	Led UK in Steals	-	1
Double-doubles	-	1	Led UK in Blocks	-	10
3+ Assists	-	-			







## 2019-20 GAME REVIEWS

4

### KENTUCKY 50, VIRGINIA 47 - FINAL

Nov. 16, 2019 • Charlottesville, Va. (JPJ Arena)



Official Basketball Box Score - Final  
Kentucky at Virginia  
11/16/19 JPJ Arena, Charlottesville, Va.  
Virginia vs. Kentucky

Game Time: 10:00 PM  
Game Duration: 2:08  
Attendance: 2,507

Officials: Tim Naper, Scott Jefferson, Kristen Ball

Record: 4-0												
NO.	Name	Min	FG	3P	FT	Rebounds	Fouls	TP	AS	TO	ST	Blocks
			MA	MA	MA	OR	OR	OR	OR	OR	OR	OR
3	Kelle McKinney	25:12	2-5	1-2	0-0	1	2	3	2	5	0	1
14	Tatiana Wyatt	18:25	2-6	1-2	0-0	0	4	3	2	5	0	0
1	Sabrina Haines	30:45	6-12	2-4	3-4	1	2	3	2	17	1	0
10	Rhynne Howard	25:54	4-14	2-6	3-3	8	11	3	8	15	2	6
12	Amanda Paschal	31:14	0-5	0-2	0-0	2	3	5	3	1	0	2
32	Jaida Roper	31:29	2-10	0-3	0-1	0	3	3	4	1	2	0
21	Ogechi Anyaigbo	05:11	0-1	0-0	0-0	0	0	1	0	0	1	2
5	Blair Green	16:08	1-3	0-1	0-0	1	0	1	0	2	0	0
44	Nae Nae Cole	11:26	0-1	0-0	0-0	1	0	1	3	2	0	0
Team												
Totals			17-57	6-20	10-12	11	27	38	22	50	7	23

Technical Fouls: NONE

Record: 0-0												
NO.	Name	Min	FG	3P	FT	Rebounds	Fouls	TP	AS	TO	ST	Blocks
			MA	MA	MA	OR	OR	OR	OR	OR	OR	OR
1	Shooting By Period											
1st	FG%	0-15	40.0%									
2nd	FG%	2-14	14.3%									
3rd	FG%	2-2	100%									
4th	FG%	4-14	28.6%									
FT%	2-5	40.0%										
3PT%	2-2	100%										
GM FG%	5-14	35.7%										
3PT%	2-2	100%										
GM FT%	17-27	62.9%										
3PT%	6-20	30.0%										
FT%	10-12	83.3%										

Dead Ball Rebounds: 1, 0

Record: 3-2												
NO.	Name	Min	FG	3P	FT	Rebounds	Fouls	TP	AS	TO	ST	Blocks
			MA	MA	MA	OR	OR	OR	OR	OR	OR	OR
27	Dani Lawson	19:26	0-0	0-0	0-0	1	2	0	0	0	0	0
4	Dominique Toussaint	37:11	3-14	0-3	1-2	1	4	5	2	1	7	6
13	Jocelyn Wiloughby	40:00	4-10	1-4	9-9	1	10	11	3	8	18	1
14	Lisa Jabrowski	36:49	0-3	0-0	6-6	2	3	5	5	4	6	1
23	Amariyah Tol	01:50	0-2	0-0	0-0	0	0	4	1	0	3	0
1	Carole Miller	31:44	2-6	0-1	1-2	0	6	6	1	4	5	0
15	Kyle Koneguy-Lucas	18:33	3-5	1-2	1-2	0	5	5	1	9	4	3
0	Dylan Horton	08:48	1-2	1-2	0-0	0	0	0	0	0	0	0
12	Mag Jefferson	02:45	0-0	0-0	0-0	0	0	0	0	1	0	0
Team												
Totals			13-42	3-13	18-23	4	30	34	22	47	4	22

Technical Fouls: NONE

Record: 3-2												
NO.	Name	Min	FG	3P	FT	Rebounds	Fouls	TP	AS	TO	ST	Blocks
			MA	MA	MA	OR	OR	OR	OR	OR	OR	OR
1	Shooting By Period											
1st	FG%	3-12	25.0%									
2nd	FG%	2-9	22.2%									
3rd	FG%	1-6	16.7%									
4th	FG%	6-13	46.2%									
FT%	18-23	78.3%										
GM FG%	13-42	31.0%										
3PT%	3-13	23.1%										
FT%	18-23	78.3%										

Dead Ball Rebounds: 3, 0

Record: 3-2												
NO.	Name	Min	FG	3P	FT	Rebounds	Fouls	TP	AS	TO	ST	Blocks
			MA	MA	MA	OR	OR	OR	OR	OR	OR	OR
1	Shooting By Period											
1st	FG%	3-12	25.0%									
2nd	FG%	2-9	22.2%									
3rd	FG%	1-6	16.7%									
4th	FG%	6-13	46.2%									
FT%	18-23	78.3%										
GM FG%	13-42	31.0%										
3PT%	3-13	23.1%										
FT%	18-23	78.3%										

Dead Ball Rebounds: 3, 0



Notables: The Wildcats finished the win 50-47, marking the first time UK has scored 50 points or fewer in a win since defeating Louisville Dec. 2, 2012 ... UK forced 22 turnovers in the game and have forced 20 turnovers or more in every game this season ... This was the second all-time meeting between Kentucky and Virginia in women's basketball with UK holding a 2-0 lead ... The Wildcats lost the tip for the first time this season.

6

### KENTUCKY 81, GRAMBLING STATE 35 - FINAL

Nov. 26, 2019 • Lexington, Ky. (Memorial Coliseum)



Official Basketball Box Score - Final  
Kentucky at Grambling  
11/27/19 Memorial Coliseum, Lexington  
2019-20 Women's Basketball

Game Time: 10:00 AM  
Game Duration: 1:46  
Attendance: 3,170

Officials: Tim Naper, Scott Jefferson, Kristen Ball

Record: 1-5												
NO.	Name	Min	FG	3P	FT	Rebounds	Fouls	TP	AS	TO	ST	Blocks
			MA	MA	MA	OR	OR	OR	OR	OR	OR	OR
3	Katelyn Giddon	10:28	1-1	0-0	0-0	1	1	4	0	2	0	0
3	Brandi Washington	17:26	0-2	0-1	0-0	0	0	4	0	0	0	0
11	Aria Williams	20:24	2-4	0-1	0-0	0	5	2	4	5	1	1
12	Justine Coleman	23:58	3-8	0-0	0-0	0	2	0	0	0	0	0
15	Candice Parramore	31:19	3-12	0-3	1-2	0	0	3	7	5	0	0
28	Myahia Yancy	28:08	1-5	0-1	2-2	0	2	2	1	4	0	1
25	Madison Connolly-Banks	14:31	2-4	0-0	0-0	1	2	3	1	0	1	0
24	Alexis Vaughn	13:23	0-1	0-0	0-0	0	0	0	0	0	0	0
1	Jasmine Forte	11:52	2-5	0-0	0-0	1	2	3	0	4	0	0
30	Jemimah Harrison	09:03	0-2	0-0	2-2	0	2	0	1	2	0	0
5	Markisha Body	10:54	0-1	0-0	1-2	0	2	1	3	1	0	0
Team												
Totals			14-47	0-3	7-11	7	19	25	11	25	2	1

Technical Fouls: NONE

Record: 1-5												
NO.	Name	Min	FG	3P	FT	Rebounds	Fouls	TP	AS	TO	ST	Blocks
			MA	MA	MA	OR	OR	OR	OR	OR	OR	OR
1	Shooting By Period											
1st	FG%	6-15	40.0%									
2nd	FG%	3-8	37.5%									
3rd	FG%	2-5	40.0%									
4th	FG%	3-7	42.9%									
FT%	7-11	63.6%										
GM FG%	14-47	29.8%										
3PT%	0-3	0.0%										
FT%	7-11	63.6%										

Dead Ball Rebounds: 3, 0

Record: 6-9												
NO.	Name	Min	FG	3P	FT	Rebounds	Fouls	TP	AS	TO	ST	Blocks
			MA	MA	MA	OR	OR	OR	OR	OR	OR	OR
3	Kelle McKinney	30:19	4-8	0-2	1-2	2	4	6	1	1	9	2
14	Tatiana Wyatt	19:38	2-4	0-0	3-3	0	3	3	1	4	0	0
1	Sabrina Haines	32:39	2-7	2-3	4-4	1	4	5	2	3	9	1
10	Rhynne Howard	34:02	8-20	4-13	7-8	0	5	5	2	6	27	2
12	Amanda Paschal	20:32	0-1	0-0	1-1	0	1	1	0	1	2	0
32	Jaida Roper	27:20	4-8	0-0	0-0	2	2	1	2	10	1	3
5	Blair Green	25:51	5-6	2-3	0-0	1	3	2	1	12	3	0
21	Ogechi Anyaigbo	08:25	2-2	0-0	1-4	2	1	0	2	6	1	0
34	Emma King	05:11	1-1	0-0	0-0	0	0	2	0	2	0	0
Team												
Totals			28-57	10-28	15-21	11	26	37	11	15	61	5

Technical Fouls: NONE

Record: 7-9												
NO.	Name	Min	FG	3P	FT	Rebounds	Fouls	TP	AS	TO	ST	Blocks
			MA	MA	MA	OR	OR	OR	OR	OR	OR	OR
1	Shooting By Period											
1st	FG%	6-15	40.0%									
2nd	FG%	3-8	37.5%									
3rd	FG%	2-5	40.0%									
4th	FG%	3-7	42.9%									
FT%	7-11	63.6%										
GM FG%	14-47	29.8%										
3PT%	0-3	0.0%										
FT%	7-11	63.6%										



# 2019-20 Kentucky Women's Basketball Combined Team Statistics All games

Page 1/1  
as of Dec 02, 2019

## Game Records

Record	Overall	Home	Away	Neutral
ALL GAMES	7-0	5-0	2-0	0-0
CONFERENCE	0-0	0-0	0-0	0-0
NON-CONFERENCE	7-0	5-0	2-0	0-0

## Score by Periods

Team	1st	2nd	3rd	4th	OT	TOT
Kentucky	122	116	136	118	0	492
Opponents	84	62	81	105	0	332

## Team Box Score

No.	Player				Total		3-Point		F-Throw		Rebounds															
		GP-GS	MIN	AVG	FG-FGA	FG%	3FG-FGA	3FG%	FT-FTA	FT%	OFF	DEF	TOT	AVG	PF	DQ	A	TO	BLK	STL	PTS	AVG				
10	HOWARD, Rhyne	7-7	204:23	29.2	44-115	.383	19-59	.322	18-22	.818	14	29	43	6.1	19	0	18	15	10	15	125	17.9				
1	HAINES, Sabrina	7-7	191:17	27.3	24-55	.436	14-30	.467	15-25	.600	14	24	38	5.4	10	0	12	6	0	12	77	11.0				
14	WYATT, Tatyana	6-6	107:38	17.9	19-47	.404	1-4	.250	9-14	.643	17	20	37	6.2	11	0	1	12	3	1	48	8.0				
5	GREEN, Blair	7-0	160:15	22.9	22-51	.431	3-17	.176	8-12	.667	10	9	19	2.7	10	0	8	11	0	2	55	7.9				
3	MCKINNEY, KeKe	7-7	198:54	28.4	21-43	.488	2-12	.167	6-11	.545	14	24	38	5.4	8	0	13	10	17	8	50	7.1				
32	ROPER, Jaida	7-0	175:35	25.1	18-48	.375	5-18	.278	8-14	.571	3	13	16	2.3	10	0	28	16	0	10	49	7.0				
12	PASCHAL, Amanda	7-7	193:29	27.6	11-44	.250	2-9	.222	8-10	.800	11	19	30	4.3	13	0	27	14	2	9	32	4.6				
21	ANYAGALIGBO, Ogechi	7-1	84:28	12.1	14-26	.538	0-0	.000	2-6	.333	6	18	24	3.4	8	0	3	9	1	3	30	4.3				
44	COLE, Nae Nae	5-0	42:50	8.6	4-11	.364	0-0	.000	6-8	.750	2	2	4	0.8	12	0	0	6	0	0	14	2.8				
34	KING, Emma	6-0	41:11	6.9	4-11	.364	2-8	.250	2-3	.667	0	0	0	0.0	6	0	1	0	0	0	12	2.0				
Team											10	20	30					1								
Total		7	1400		181-451	.401	48-157	.306	82-125	.656	101	178	279	39.9	107	0	111	100	33	60	492	70.3				
Opponents		7	1400		117-356	.329	28-117	.239	70-103	.680	64	179	243	34.7	135	-	59	166	21	53	332	47.4				

## Team Statistics

	UK	OPP
<b>Scoring</b>	<b>492</b>	<b>332</b>
Points per game	70.3	47.4
Scoring margin	+22.9	-
<b>Field goals-att</b>	<b>181-451</b>	<b>117-356</b>
Field goal pct	.401	.329
<b>3 point fg-att</b>	<b>48-157</b>	<b>28-117</b>
3-point FG pct	.306	.239
3-pt FG made per game	6.9	4.0
<b>Free throws-att</b>	<b>82-125</b>	<b>70-103</b>
Free throw pct	.656	.680
F-Throws made per game	11.7	10.0
<b>Rebounds</b>	<b>279</b>	<b>243</b>
Rebounds per game	39.9	34.7
Rebounding margin	+5.1	-
<b>Assists</b>	<b>111</b>	<b>59</b>
Assists per game	15.9	8.4
<b>Turnovers</b>	<b>100</b>	<b>166</b>
Turnovers per game	14.3	23.7
Turnover margin	+9.4	-
Assist/turnover ratio	1.1	0.4
<b>Steals</b>	<b>60</b>	<b>53</b>
Steals per game	8.6	7.6
<b>Blocks</b>	<b>33</b>	<b>21</b>
Blocks per game	4.7	3.0
<b>Winning streak</b>	<b>7</b>	<b>-</b>
Home win streak	5	-
<b>Attendance</b>	<b>18692</b>	<b>6316</b>
Home games-Avg/Game	5-3738	2-3158
Neutral site-Avg/Game	-	0-0

## Team Results

Date	Opponent		Score	Att.
11/05/2019	Mount St. Mary's	W	67-44	3575
11/10/2019	at Middle Tenn.	W	67-52	3809
11/13/2019	Stetson	W	67-48	3573
11/16/2019	at Virginia	W	50-47	2507
11/21/2019	Morehead St.	W	79-54	3932
11/26/2019	Grambling	W	81-35	3710
12/01/2019	Austin Peay	W	81-52	3902



**2019-20 Kentucky Women's Basketball  
Team Game-by-Game  
All games**

Page 1/1  
as of Dec 02, 2019

				Total		3-Pointers		Free throws		Rebounds											
Opponent	Date	Score		FG-FGA	PCT	3FG-FGA	PCT	FT-FTA	PCT	OFF	DEF	TOT	AVG	PF	A	TO	BLK	STL	PTS	AVG	
Mount St. Mary's	11/05/2019	67-44	W	22-66	.333	6-22	.273	17-24	.708	18	26	44	44.0	15	15	12	6	11	67	67.0	
at Middle Tenn.	11/10/2019	67-52	W	25-64	.391	7-21	.333	10-14	.714	18	24	42	43.0	21	14	16	7	7	67	67.0	
Stetson	11/13/2019	67-48	W	26-74	.351	4-20	.200	11-18	.611	19	22	41	42.3	9	18	12	4	9	67	67.0	
at Virginia	11/16/2019	50-47	W	17-57	.298	6-20	.300	10-12	.833	11	27	38	41.3	20	7	23	0	7	50	62.8	
Morehead St.	11/21/2019	79-54	W	29-73	.397	11-32	.344	10-19	.526	15	22	37	40.4	20	18	6	6	7	79	66.0	
Grambling	11/26/2019	81-35	W	28-57	.491	10-29	.345	15-21	.714	11	26	37	39.8	11	18	13	5	11	81	68.5	
Austin Peay	12/01/2019	81-52	W	34-60	.567	4-13	.308	9-17	.529	9	31	40	39.9	11	21	18	5	8	81	70.3	
Total		492		181-451	.401	48-157	.306	82-125	.656	101	178	279	39.9	107	111	100	33	60	492	70.3	
Opponents		332		117-356	.329	28-117	.239	70-103	.680	64	179	243	34.7	135	59	166	21	53	332	47.4	

**Kentucky Averages**

Games Played	Points/game	FG Pct	3FG Pct	FT Pct	Rebounds/game	Assists/game	Turnovers/game	Assist/Turnover ratio	Steals/game	Blocks/game
7	70.3	40.1	30.6	65.6	39.9	15.9	14.3	1.1	8.6	4.7