



KENTUCKY

2019-20 MEN'S BASKETBALL




8 NATIONAL CHAMPIONSHIPS | MOST WINS IN COLLEGE BASKETBALL | 48 SEC TITLES | 31 SEC TOURNAMENT CHAMPIONSHIPS | 55 ALL-AMERICANS | 129 NBA DRAFT PICKS

LAMAR (4-1) at #9/10 KENTUCKY (4-1)

Sunday, Nov. 24 • 6 p.m. • Rupp Arena (20,500) • Lexington, Ky.

#LUvsUK #TGT • @KentuckyMBB • @UKMBBStatsInfo

THE MATCHUP



Series Breakdown

- Overall - UK, 3-0
- in Lexington - 3-0
- Calipari vs. Lamar - 4-0
- Price vs. UK - 0-0
- Current UK streak - W3

John Calipari	Tic Price
Overall Record: 754-212*	Overall Record: 256-203
Record at UK: 309-72	Record at Lamar: 89-81
Overall Seasons: 28th	Overall Seasons: 15th
At UK: 11th	At Lamar: 6th

*on-court record

BY THE NUMBERS

2,297	All-time wins, NCAA leader
309	Calipari wins at UK, second most in school history
48	Kentucky's all-time SEC regular-season titles
.801	UK's free-throw percentage


TALE OF THE TAPE

UK	STATISTIC	LU
77.6	Points Per Game	79.6
62.8	Opp. Points PG	59.2
40.0	Rebounds PG	40.6
12.6	Assists PG	14.6
3.2	Blocks PG	6.4
4.8	Steals PG	12.2
.460	FG Pct.	.479
.357	Opp. FG Pct.	.360
.250	3-Pt. FG Pct.	.322
.264	Opp. 3-Pt. FG Pct.	.278
.801	FT Pct.	.631

A UK WIN WOULD ...

- Put the Wildcats at 5-1 on the season
- Move UK to 4-0 all-time vs. Lamar
- Improve UK's record to 250-41 vs. AP unranked competition under Calipari
- Push Kentucky's all-time record to 46-10 against teams from the state of Texas
- Improve UK's program record to 8-1 against teams from the Southland Conference
- Move Kentucky to 598-70 all-time in Rupp Arena
- Mark a three-game winning streak

LAST GAME'S STARTERS




0

ASHTON HAGANS

6-3 • 198 • GUARD • SOPHOMORE
CARTERSVILLE, GA. | NEWTON HIGH SCHOOL

Preseason All-SEC First Team | Naismith Trophy, Wooden Award watch lists | Career-high 26 points vs. Utah Valley | 2019 SEC Co-Defensive Player of the Year | Averaging 13.4 points, 4.8 assists, 4.6 rebounds and 1.6 steals per game



1

NATE SESTINA

6-9 • 234 • FORWARD • GRADUATE STUDENT
EMPORIUM, PA. | BUCKNELL UNIVERSITY

Graduate transfer from Bucknell | All-Patriot Second Team last season | Averaged 15.8 points and league-high 8.5 boards per game in 2018-19 | Team leader in rebound average (7.6) | Double-double (12 points, 11 boards) vs. EKV




2

KAHLIL WHITNEY

6-6 • 210 • FORWARD • FRESHMAN
CHICAGO | ROSELLE CATHOLIC HIGH SCHOOL

No. 11 overall player by RSCI | Scored in double figures in all 29 games of senior season | Julius Erving Award preseason watch list | McDonald's All American, Iverson Roundball Classic co-MVP | Averaging 6.8 points per game




3

TYRESE MAXEY

6-3 • 198 • GUARD • FRESHMAN
GARLAND, TEXAS | SOUTH GARLAND HIGH SCHOOL

Preseason All-SEC Second Team | Jerry West Award preseason watch list | SEC Freshman of the Week on Nov. 11 | Scored a UK freshman debut record 26 points vs. Michigan State | Averaging a team-high 15.0 points per game



4

NICK RICHARDS

6-11 • 247 • FORWARD • JUNIOR
KINGSTON, JAMAICA | THE PATRICK SCHOOL

Most experienced Cat with 79 career games and 44 career starts | Led UK with 47 blocks last season | Averaging 14.8 points, 7.2 rebounds and 1.6 blocks per game | Scored 19 or more points in three of five games | Two double-doubles

STAT LEADERS

POINTS PER GAME		
UK	Tyrese Maxey	15.0
LU	T.J. Atwood	18.0
REBOUNDS PER GAME		
UK	Nate Sestina	7.6
LU	Avery Sullivan	8.2
ASSISTS PER GAME		
UK	Ashton Hagans	4.8
LU	V.J. Holmes	4.0
STEALS PER GAME		
UK	Ashton Hagans	1.6
LU	Buster/Holmes	2.6
3-POINTERS		
UK	Maxey/Quickley	6
LU	Davion Buster	16
FIELD-GOAL PERCENTAGE		
UK	Nick Richards	.644
LU	Corey Nickerson	.680
FREE-THROW PERCENTAGE		
UK	Immanuel Quickley	.950
LU	David Muoka	.800

NEED TO KNOW

Kentucky was picked to win the SEC title by the league's media members. UK owns 48 SEC regular-season titles

Ashton Hagans was a preseason All-SEC First Team pick by the league's coaches and media. EJ Montgomery and Tyrese Maxey were All-SEC Second Team

Four different players have led UK in scoring through the first five games

UK dished out a season-best 21 assists vs. Mount St. Mary's

Hagans followed a career-high 26-point performance vs. Utah Valley with 16 points, a career-high seven rebounds and seven assists vs. Mount St. Mary's

Nick Richards has scored 19 or more points in three of five games, including two double-doubles

UK has limited opponents to less than 40% in four of five games

SCHEDULE

OCTOBER

27 2/2 -/ GEORGETOWN COLL.^A SEC W, 80-53

NOVEMBER

1 2/2 -/ KENTUCKY STATE^A SEC W, 83-51
5 2/2 1/1 vs. Michigan State¹ ESPN W, 69-62
8 2/2 -/ EASTERN KENTUCKY SEC W, 91-49
12 1/2 -/ EVANSVILLE SEC L, 67-64
18 9/10 -/ UTAH VALLEY² ESPN2 W, 82-74
22 9/10 -/ MOUNT ST. MARY'S² SEC W, 82-62
24 9/10 -/ LAMAR² SEC 6 p.m.
29 -/ -/ UAB² SEC 7 p.m.

DECEMBER

7 -/ -/ FAIRLEIGH DICKINSON SEC 4 p.m.
14 -/ -/ GEORGIA TECH ESPN 5 p.m.
18 -/ -/ vs. Utah³ ESPN2 11 p.m.
21 -/ -/ vs. Ohio State⁴ CBS 5:15 p.m.
28 -/ -/ LOUISVILLE CBS 3:45 p.m.

JANUARY

4 -/ -/ MISSOURI* SEC 2 p.m.
7 -/ -/ at Georgia* TBD 9 p.m.
11 -/ -/ ALABAMA* ESPN Noon
15 -/ -/ at South Carolina* SEC 6:30 p.m.
18 -/ -/ at Arkansas* ESPN/2 4 p.m.
21 -/ -/ at GEORGIA* TBD 7 p.m.
25 -/ -/ at Texas Tech⁵ ESPN 6 p.m.
29 -/ -/ VANDERBILT* SEC 6:30 p.m.

FEBRUARY

1 -/ -/ at Auburn* ESPN 6/8 p.m.
4 -/ -/ MISSISSIPPI STATE* ESPN/2 9 p.m.
8 -/ -/ at Tennessee* CBS 1 p.m.
11 -/ -/ at Vanderbilt* TBD 7 p.m.
15 -/ -/ OLE MISS* TBD 2 p.m.
18 -/ -/ at LSU* ESPN/2 9 p.m.
22 -/ -/ FLORIDA* ESPN/2 6/8 p.m.
25 -/ -/ at Texas A&M* TBD 7 p.m.
29 -/ -/ AUBURN* CBS 3:45 p.m.

MARCH

3 -/ -/ TENNESSEE* ESPN/2 9 p.m.
7 -/ -/ at Florida* CBS 1 p.m.

All times Eastern | *SEC conference game | HOME GAMES IN CAPS | ^AExhibition
¹State Farm Champions Classic (New York | Madison Square Garden)
²BBN Showcase (Rupp Arena | Lexington, Ky.)
³(T-Mobile Arena | Las Vegas)
⁴CBS Sports Classic (T-Mobile Arena | Las Vegas)
⁵Big 12/SEC Challenge (United Supermarkets Arena | Lubbock, Texas)
⁶SEC Tournament (Bridgestone Arena | Nashville, Tenn.)

BROADCAST INFO

TV: SEC NETWORK

Play-by play: Mike Morgan
Analyst: Pat Bradley



RADIO: UK SPORTS NETWORK

Play-by play: Tom Leach
Analyst: Mike Pratt



SATELLITE RADIO

Sirius: 105
XM: 190
Internet: 961



TV CHART



0 ASHTON HAGANS
Sophomore | Guard
 6-3 | 198
 Cartersville, Ga.
 Newton
 @H23Ash
 @ashton.hagans



1 NATE SESTINA
Graduate | Forward
 6-9 | 234
 Emporium, Pa.
 Bucknell University
 @NateSestina23
 @natesestina4



2 KAHLIL WHITNEY
Freshman | Forward
 6-6 | 210
 Chicago
 Roselle Catholic
 @KahlilWhitney
 @kahlilwhitney



3 TYRESE MAXEY
Freshman | Guard
 6-3 | 198
 Garland, Texas
 South Garland
 @TyreseMaxey
 @tyresemaxey




4 NICK RICHARDS
Junior | Forward
 6-11 | 247
 Kingston, Jamaica
 The Patrick School
 @iamnickrichards
 @nickrichards_
 @nicholas.p.richards



5 IMMANUEL QUICKLEY
Sophomore | Guard
 6-3 | 188
 Havre de Grace, Md.
 The John Carroll School
 @IQ_GodSon
 @immanuelquickley_
 @immanuelquickley5



10 JOHNNY JUZANG
Freshman | Guard
 6-6 | 214
 Los Angeles
 Harvard-Westlake
 @JohnnyJuzang
 @jsilk5



11 DONTAE ALLEN
Freshman | Guard
 6-6 | 200
 Falmouth, Ky.
 Pendleton County
 @dontaieallen11
 @dontaieallen11
 @tay.allen3139



12 KEION BROOKS JR.
Freshman | Forward
 6-7 | 205
 Fort Wayne, Ind.
 La Lumiere School
 @KeionB_12
 @klbj.xii



13 RILEY WELCH
Junior | Guard
 6-0 | 185
 Littleton, Colo.
 College of the Desert
 @Riley_Welch
 @riley_welch
 @Riley.Welch.UK



14 BRENNAN CANADA
Freshman | Forward
 6-6 | 198
 Mount Sterling, Ky.
 George Rogers Clark
 @brennanc14
 @brennanc14



21 ZAN PAYNE
R-Freshman | G/F
 6-4 | 235
 Lexington, Ky.
 Lexington Catholic
 @young_payne2321
 @alexander.payne23



23 EJ MONTGOMERY
Sophomore | Forward
 6-10 | 228
 Fort Pierce, Fla.
 Wheeler
 @ejmontgomery23
 @_mont23



33 BEN JORDAN
Sophomore | Forward
 6-9 | 250
 Olive Hill, Ky.
 West Carter
 @ben3jordan
 @ben3jordan3



JOHN CALIPARI
Head Coach
 11th Season
 @UKCoachCalipari
 @UKCoachCalipari
 @UKCoachCalipari



KENNY PAYNE
Assoc. Head Coach
 10th season at UK
 Sixth season as associate HC



TONY BARBEE
Assistant Coach
 Sixth season at UK
 Fifth season as assistant
 @CoachTonyBarbee



JOEL JUSTUS
Assistant Coach
 Sixth season at UK
 Fourth season as assistant
 @UKCoachJustus
 @UKCoachJustus



JOHN ROBIC
Special Assistant
 11th season at UK
 Fourth season as special asst.

Pronunciation Guide

DONTAIE Allen	(DON-tay)
KEION Brooks Jr.	(KEY-on)
John CALIPARI	(cal-uh-PEAR-ee)
Ashton HAGANS	(HAY-gens)
Johnny JUZANG	(JEW-zang)
Nate SESTINA	(ses-TINA)
KAHLIL Whitney	(kuh-LIL)

Alphabetical Roster						
NO.	NAME	POS.	HT.	WT.	CL.	HOMETOWN (PREVIOUS SCHOOL)
11	Dontaie Allen	G	6-6	200	Fr.	Falmouth, Ky. (Pendleton County)
12	Keion Brooks Jr.	F	6-7	205	Fr.	Fort Wayne, Ind. (La Lumiere)
14	Brennan Canada	F	6-6	198	Fr.	Mount Sterling, Ky. (George Rogers Clark)
0	Ashton Hagans	G	6-3	198	So.	Cartersville, Ga. (Newton)
33	Ben Jordan	F	6-9	250	R-So.	Olive Hilly, Ky. (West Carter)
10	Johnny Juzang	G	6-6	214	Fr.	Los Angeles (Harvard-Westlake)
3	Tyrese Maxey	G	6-3	198	Fr.	Garland, Texas (South Garland)
23	EJ Montgomery	F	6-10	228	So.	Fort Pierce, Fla. (Wheeler)
21	Zan Payne	G/F	6-4	235	R-Fr.	Lexington, Ky. (Lexington Catholic)
5	Immanuel Quickley	G	6-3	188	So.	Havre de Grace, Md. (The John Carroll School)
4	Nick Richards	F	6-11	247	Jr.	Kingston, Jamaica (The Patrick School)
1	Nate Sestina	F	6-9	234	Gr.	Emporium, Pa. (Bucknell University)
13	Riley Welch	G	6-0	185	Jr.	Littleton, Colo. (College of the Desert)
2	Kahlil Whitney	F	6-6	210	Fr.	Chicago (Roselle Catholic)

On the Bench

Head Coach: John Calipari (Clarion, 1982)
Associate Head Coach: Kenny Payne (Louisville, 2003)
Assistant Coaches: Tony Barbee (UMass, 1993)
 Joel Justus (UNC Wilmington, 2004)
Special Asst. to the Head Coach: John Robic (Denison, 1986)
Assoc. AD/Basketball Operations: Chris Woolard (UCLA, 1997)
Director of Basketball Admin.: Will Barton (Kentucky, 2013)
Strength Coach: Robert Harris (Kentucky State, 2009)
Athletic Trainer: Geoffrey Staton (North Carolina, 2007)
Equipment Manager: Mark Evans (Kentucky, 2013)
Recruiting Analyst: Brady Kennedy (Kentucky, 2016)



POLLS, STATS, MEDIA INFO

Weekly Media Schedule

all times ET unless indicated otherwise

23 Sat.

Practice: 2 p.m.
No media availability

24 Sun.

vs. Lamar | 6 p.m.
SEC Network

25 Mon.

Player off day
No media availability

26 Tue.

Practice: 2 p.m.
No media availability

27 Wed.

Media opportunity: 2 p.m.
Calipari | Players
Practice: 2:30 p.m.

28 Thu.

Happy Thanksgiving!
11 a.m. Salvation Army visit
(not a media opportunity)
Practice: 2 p.m.
No media availability

29 Fri.

vs. UAB | 7 p.m.
SEC Network

Communications & PR Staff



Eric Lindsey
Director
Cell - 859.619.0944
Email - eric.lindsey@uky.edu



Deb Moore
Associate Director
Cell - 859.559.5781
Email - deb.moore@uky.edu

Media Information

CREDENTIAL REQUESTS

Requests for single-game credentials should be made as far in advance as possible and no later than five days prior to game day online at sportssystem.com/Kentucky.

CREDENTIAL CRITERIA

The University of Kentucky's decision to issue credentials to a media outlet for the purposes of covering a UK basketball home or away event is determined by a variety of factors. They include the following:

- Amount of coverage given to Kentucky throughout the season
- Intention/ability to cover all 22 sports at Kentucky
- Distribution/size of publication: free, subscription, sale on newsstands, website traffic, etc.
- Radio or TV station program format and size of audience
- Length of existence of the publication, amount of original copy generated, number of full-time employees of the publication and the journalistic experience of the reporter(s)
- Attendance at Kentucky media sessions, including Olympic sport opportunities
- Space availability
- Professionalism, which includes but is not limited to conduct at games, press conferences, practices, on social media, etc.

The University of Kentucky has the right to revoke credentials under its own discretion.

INTERVIEW POLICIES-GENERAL

All interviews with University of Kentucky basketball players or staff members must be arranged through the Communications and public relations office. Media should never contact a player or coach directly.

The Wildcat Coal Lodge, dormitories, team locker rooms and other team quarters are private team areas. Media members are not permitted in these areas unless accompanied by appropriate university personnel.

PRACTICE/PRESS CONFERENCES

Other than announced exceptions, UK basketball practices are closed to the media. UK will accept requests to attend practice. All requests must be made by 10 a.m. the day before the practice. In cases in which practices are open to the media, no cell phones are allowed in the practice facility.

Player interviews are conducted prior to practices the day before a game and will be available to all UK media in the Joe Craft Center lower-level lobby. UK will accept requests for player interviews, but they must be submitted 24 hours prior to the scheduled availability.

Coach John Calipari or an assistant coach will meet with members of the media immediately following player interviews in the lower level lobby of the Joe Craft Center.

Gameday shoot-arounds are closed to the media.

TELEPHONE PLAYER INTERVIEWS

Telephone interviews are available to the media on a call-back basis. Individual player and coach telephone numbers will not be given to members of the media.

Players are instructed not to conduct interviews when contacted directly by telephone. The communications and public relations office will arrange for telephone interviews at a time most convenient for the student-athlete.

Other special requests are handled on a case-by-case basis.

POSTGAME INTERVIEWS

Following each game, there is a cooling-off period, during which time the players shower and dress. Approximately 10 minutes after the game ends, Coach Calipari conducts his postgame press conference while a player is taken to the UK Sports Network.

Following Coach Calipari's press conference and the cooling-off period, selected UK players are brought to the media interview room.

The Polls

Associated Press Top 25 Nov. 18

1. Duke (52)
2. Louisville (8)
3. Michigan State (4)
4. Kansas
5. North Carolina
6. Maryland
7. Virginia (1)
8. Gonzaga
9. **Kentucky**
10. Ohio State
11. Oregon
12. Texas Tech
13. Seton Hall
14. Arizona
15. Utah State
16. Memphis
17. Villanova
18. Xavier
19. Auburn
20. Tennessee
21. VCU
22. Texas
23. Colorado
24. Baylor
25. Washington

Receiving Votes: Florida State, Florida, LSU, Saint Mary's, Evansville, Oklahoma, Vermont, Marquette, Michigan, Purdue, Butler, Mississippi State, Virginia Tech, West Virginia, Providence, Wisconsin, Liberty, Arkansas, San Diego State, USC, UConn, Missouri, New Mexico, Dayton

USA Today Coaches Poll Nov. 18

1. Duke (25)
2. Louisville (1)
3. Michigan State (4)
4. North Carolina
5. Kansas (1)
6. Virginia
7. Maryland (1)
8. Gonzaga
9. Ohio State
10. **Kentucky**
11. Oregon
12. Texas Tech
13. Seton Hall
14. Arizona
15. Villanova
16. Utah State
17. Tennessee
18. Auburn
19. VCU
20. Memphis
21. Xavier
22. Texas
23. Baylor
24. Washington
25. Colorado

Receiving Votes: Oklahoma, Saint Mary's, Florida, Marquette, Florida State, LSU, Purdue, Michigan, Kansas State, Butler, Vermont, Penn State, Arkansas, Evansville, Dayton, Wisconsin, Utah, Creighton, Syracuse, San Diego State, USC, Missouri, Ole Miss, Oklahoma State, Cincinnati, Tulane

UK in the Rankings

Team Rankings (through Nov. 22)

Category	Stat	SEC [NCAA]
Scoring	77.6	7th [105th]
Scoring Defense	62.8	8th [100th]
Scoring Margin	+14.8	9th [70th]
Free-Throw %	.801	1st [9th]
Field-Goal %	.460	8th [106th]
Field-Goal % Def.	.357	5th [26th]
3-Point FG %	.250	13th [332nd]
3-Point FG % Def.	.264	4th [39th]
Rebounding Off.	40.0	7th
Rebounding Def.	30.2	2nd
Rebounding Margin	+9.8	3rd [31st]
Blocks Per Game	3.2	13th [174th]
Assists Per Game	12.6	10th [223rd]
Steals Per Game	4.8	14th [312th]
Turnover Margin	+0.2	10th [203rd]
Assist-to-TO Ratio	0.9	9th [197th]
Off. Rebs. Per Game	8.6	14th [286th]
Def. Rebs. Per Game	31.4	2nd [20th]
Def. Rebound %	.793	1st
Off. Rebound %	.281	11th
3-Point FG Per Game	3.8	14th [344th]

Individual Rankings

Category/Player	Stat	SEC [NCAA]
Assists Per Game/Hagans	4.8	T7th [87th]
Blocks Per Game/Richards	1.6	T10th [113th]
Defensive Rebs. Per Game/Sestina	6.0	6th [97th]
Double-Doubles/Richards	2	T3rd [T38th]
Double-Doubles/Sestina	1	T4th [T127th]
Field-Goal Percentage/Richards	.644	3rd [29th]
Free-Throw %/Quickley	.950	2nd [20th]
Free-Throw %/Sestina	.895	4th [73rd]
Free-Throw %/Hagans	.893	5th [75th]
Free-Throw %/Maxey	.862	9th [121st]
Points Per Game/Maxey	15.0	T14th
Points Per Game/Richards	14.8	16th
Rebounds Per Game/Sestina	7.6	8th [185th]
Rebounds Per Game/Richards	7.2	T10th [228th]
Minutes Per Game/Maxey	32.2	11th
Minutes Per Game/Sestina	30.0	T18th

SEC Standings (through Nov. 22)

Team	SEC Record	Overall Record	Games Back
Arkansas	0-0 (.000)	5-0 (1.000)	-
Auburn	0-0 (.000)	5-0 (1.000)	-
Georgia	0-0 (.000)	4-0 (1.000)	-
Ole Miss	0-0 (.000)	4-0 (1.000)	-
Tennessee	0-0 (.000)	4-0 (1.000)	-
Mississippi State	0-0 (.000)	5-1 (.833)	-
Kentucky	0-0 (.000)	4-1 (.800)	-
Missouri	0-0 (.000)	4-1 (.800)	-
South Carolina	0-0 (.000)	4-1 (.800)	-
Vanderbilt	0-0 (.000)	4-1 (.800)	-
Texas A&M	0-0 (.000)	3-1 (.750)	-
Florida	0-0 (.000)	4-2 (.667)	-
LSU	0-0 (.000)	3-2 (.600)	-
Alabama	0-0 (.000)	2-2 (.500)	-

Upcoming in the SEC

Nov. 24-28

Contest	Time	TV Network
Sunday, Nov. 24 LSU vs. Rhode Island Lamar at Kentucky	2:30 p.m. 6 p.m.	CBS Sports SEC Network
Monday, Nov. 25 Georgia vs. Dayton Arkansas at Georgia Tech Butler vs. Missouri Chattanooga at Tennessee SE Louisiana at Vanderbilt Auburn vs. New Mexico	2:30 p.m. 7 p.m. 7 p.m. 7 p.m. 8 p.m. 9:30 p.m.	ESPN2 ACC Network ESPN SEC Network SEC Network+ ESPNNews
Tuesday, Nov. 26 Wichita State vs. South Carolina	6 p.m.	CBS Sports
Wednesday, Nov. 27 Alabama vs. North Carolina Ole Miss vs. Penn State	2:30 p.m. 5 p.m.	ESPN/2 ESPN2
Thursday, Nov. 28 Texas A&M vs. Harvard	1 p.m.	ESPN/2

All times Eastern



NOTES

Honoring the Cats

Ashton Hagans

- Lute Olson Award watch list
- Wooden Preseason Top 50
- Naismith Trophy preseason watch list
- Preseason All-SEC First Team (media/coaches)
- Bob Cousy Award preseason watch list

Tyrese Maxey

- SEC Freshman of the Week (Nov. 11)
- Wooden Preseason Top 50
- NABC Division I Player of the Year preseason watch list
- Naismith Trophy preseason watch list
- AP Preseason All-America Honorable Mention
- NBC Sports Preseason All-America Third Team
- Preseason NCAA March Madness Player of the Year candidate
- Preseason All-SEC Second Team (media/coaches)
- Jerry West Award preseason watch list

EJ Montgomery

- Preseason All-SEC Second Team (media/coaches)
- Karl Malone Award preseason watch list

Immanuel Quickley

- Preseason NCAA March Madness "Glue Guy"

Kahlil Whitney

- Julius Erving Award preseason watch list

Big Second Half; Montgomery and Quickley's Return Spark Cats

Sparked by the return of sophomores Immanuel Quickley and EJ Montgomery, the No. 9/10 Wildcats used a big second half to pull away from Mount St. Mary's for an 82-62 victory on Friday. Quickley had eight of his 13 second-half points during an 18-3 run that helped put the game away in the second half.

Ashton Hagans had 16 points, including a three-point play during the surge the Wildcats (4-1) needed. Montgomery, who had missed three games with an ankle injury, sank a 3-pointer soon after to provide some breathing room before Kentucky took off. Quickley did all of his damage in the second half, eventually hitting a short jumper before dropping two 3s to make it 59-39, leading Kentucky's 5-of-10 long-range shooting after the break.

Nick Richards had 11 of his 19 points in the first half, and Tyrese Maxey added 11 for Kentucky, which shot 55% from the field.

Damian Chong Qui had 11 points, while Brandon Leftwich, Omar Habwe and Malik Jefferson 10 each for the Mountaineers (1-5), who lost their fourth in a row. Of note ...

- Kentucky held Mount St. Mary's to 62 points.
 - UK is 176-7 under Calipari when the opponent scores 63 or less. The Wildcats are 3-0 this season when the opponent scores 63 or less.
- UK limited Mount St. Mary's to 36.1% shooting.
 - The Wildcats are 190-17 under Calipari when the opponent shoots 40% or less. UK is 3-1 this season.
- Kentucky led by as many as 25 points in the game.
 - UK is 264-6 under Calipari when leading by at least 10 points during the game.
- UK shot 54.5% from the field, the second game this season shooting 50% or better.
- Kentucky made six 3-pointers, tying the season high, and 40% from long range is a season best.
- UK made 88.9% at the free throw line (16 of 18), the third straight game making at least 80%.
 - The Wildcats are shooting 80.1% on the season.
- Kentucky dished a season-high 21 assists while committing a season-low 12 turnovers, the first positive assist-to-TO ratio of the season.
- Hagans had 16 points, a career-high-tying seven boards and dished seven assists.
 - He's made 18 straight from the foul line
- Richards has 19 or more points in three of the five games this season.
- Quickley has scored in double figures in every game he's played this season after only totaling double figures six times last season.
- Montgomery's plus-29 in 15 minutes led the team. He contributed seven points and six rebounds.

BBN Showcase

Kentucky's game vs. Lamar is the third of four consecutive games the Wildcats will play as a part of the BBN Showcase.

The BBN Showcase is a multi-team event. In addition to Sunday's matchup, UK will play UAB on Friday as part of the event. The Wildcats already defeated Utah Valley and Mount St. Mary's.

UK will play all four games at Rupp Arena.

Dynamic Hagans Stuffing the Stat Sheet

Ultimately the game of basketball is about who can score the most points, but if John Calipari was to write down some of the most important things that affect a basketball game, scoring would not be near the top of the list.

No player had a bigger impact than Ashton Hagans doing the "other" things a season ago, especially defensively. But in year two in the blue and white, Hagans is doing a little bit of everything to stuff the stat sheet including contributing in a big way on the offensive end.

The reigning Southeastern Conference Defensive Player of the Year remains UK's best on-ball defender with a team-high eight steals. And although his steals numbers are down, it's important to note he's been dealing with a lower-leg injury that has hampered him and he's not played at 100% yet this season.

That's not stopped him from finding other ways to affect the game.

Hagans is averaging 13.4 points, 4.6 rebounds, 4.8 assists and 1.6 steals per game. He nearly had a triple-double in his latest effort against Mount St. Mary's on Friday. He logged 16 points, a season-high seven assists and a career-high-tying seven rebounds.

The Cartersville, Georgia, native has boasted double-figure scoring in four of five games, including a career-high 26-point performance in the win over Utah Valley. He's dished out three or more assists in all five games and has five or more in three of the last four.

Where he's made the biggest improvement? Reading the defense, taking what he can get and getting to the free-throw line. He's drained 25 of 28 on the season, good for an 89.3% clip. He's made 19 straight. He was 12 of 12 from the line against Utah Valley, becoming the first Wildcat to make at least 12 perfectly since Jodie Meeks, who was 14 of 14 at Tennessee on Jan. 13, 2009 (his UK single-game record 54-point night).

Confident Richards Playing His Best Basketball

Nick Richards has enjoyed the most productive stretch of his career over the first five games of the season. The junior forward is averaging 14.8 points, 7.2 rebounds and 1.6 blocks per game. He's shooting a team-best 64.4% from the floor with a team-high two double-doubles.

Just nine days after spraining his left ankle in the first exhibition game vs. Georgetown College, Richards returned to game action vs. then-No. 1/1 Michigan State and played 25 minutes. Richards posted seven points and four rebounds, but more importantly, he provided rim protection and valuable minutes on a bad ankle.

A few days later, feeling close to 100%, Richards was unstoppable against Eastern Kentucky. He recorded the second double-double of his career with 21 points and 10 rebounds, plus he blocked four shots, one shy of his career high. The 21 points were just four short of his career high of 25, set back on Nov. 22, 2017 vs. Fort Wayne (which also happened to be his previous double-double).

Against Utah Valley, Richards went 8 of 11 from the floor and 5 of 5 from the free-throw line en route to another 21-point, 10-rebound game. He's just the third Kentucky player in the John Calipari era to post at least 20 points and at least 10 rebounds in two of the first four games of a season (Terrence Jones in 2010-11 and Julius Randle in 2013-14). He scored 19 points with six rebounds and three blocks against Mount St. Mary's.

Richards appears more confident and assertive than at any other point in his UK career.

"So much better than a year ago," Calipari said after the ECU game. "Then you say, 'You must really be pumping him up, saying great things.' No. He's in the greatest shape he's ever been, and he has built his own confidence. It doesn't matter what I say now."

EKU head coach A.W. Hamilton called Richards a "superstar."

"If he plays like that, Kentucky is probably going to win the national championship."

Immanuel Off to a Quick(ley) Start

Coming into his Kentucky career, Immanuel Quickley had quite the résumé. It included high school All-America honors, two state high school championships, and inclusion on USA Basketball's U17 and U19 teams.

The Maryland native showed flashes of confidence late in the season a year ago and was anointed the team's most improved player by John Calipari. In year two, Quickley has taken that development and springboarded it into a stellar start to his sophomore campaign.



2019-20 Lead-Deficit Comparison

Opponent	Biggest Lead	Biggest Deficit	Biggest Run	Changes	Ties	Led	Trailed	Result
GC (Exh)	29 (2nd)	N/A	12-0	0	0	38:27	0:00	W, 80-53
KSU (Exh)	33 (2nd)	N/A	10-0	0	1	37:33	0:00	W, 83-51
vs. Michigan St.	13 (2nd)	2 (1st)	9-0	3	4	36:55	0:38	W, 69-62
EKU	44 (2nd)	N/A	14-0	0	0	38:49	0:00	W, 91-49
EVANSVILLE	3 (1st)	8 (1st)	7-0	7	5	5:44	29:34	L, 67-64
UTAH VALLEY	16 (2nd)	2 (1st)	7-0	5	5	34:36	1:23	W, 82-74
MOUNT ST. MARY'S	25 (2nd)	3 (1st)	10-0	4	1	37:51	1:58	W, 82-62
LAMAR								
UAB								
FAIRLEIGH DICKINSON								
GEORGIA TECH								
vs. Utah								
vs. Ohio State								
LOUISVILLE								
MISSOURI								
at Georgia								
ALABAMA								
at S. Carolina								
at Arkansas								
GEORGIA								
at Texas Tech								
VANDERBILT								
at Auburn								
MISSISSIPPI ST.								
at Tennessee								
at Vanderbilt								
OLE MISS								
at LSU								
FLORIDA								
at Texas A&M								
AUBURN								
TENNESSEE								
at Florida								
BIGGEST/MOST	44	8	14-0	7	5	38:49	29:34	
TOTALS						153:55	33:33	

Quickley is the only Wildcat to score in double figures in every game that he's played. After missing the Utah Valley game with a chest injury, he returned against Mount St. Mary's and poured in 13 points, including a career-high-tying three 3-pointers. Overall, he's averaging 13.8 points per game and shooting a team-best 95% from the free-throw line.

The 6-foot-3 guard has drained a 3-pointer in every game he's played and is affecting the game in a multitude of ways. He dished out a career-high five assists in a win over Eastern Kentucky and then narrowly missed on a double-double with a career-high nine boards against Evansville.

Maxey Shows Star Potential in Big Debut

Since John Calipari took over the reins of the program, 27 freshmen have been drafted into the NBA. Of those selections, 25 were taken in the opening round. Twenty-one went in the lottery. Thirteen were top-10 picks. And three have been selected No. 1 overall.

None of those players had the debut that Tyrese Maxey produced vs. the then-No. 1 team in the country, Michigan State. Even more impressive? It happened in perhaps the biggest opening matchup and on the grandest of stages in Madison Square Garden in New York.

A day removed from his 19th birthday, Maxey came off the bench to ignite the Wildcats past the nation's top-ranked team at the time. He scored 26 points on 7 of 12 from the field with a trio of 3-pointers. That mark topped Terrence Jones' 25 points against East Tennessee State in 2010 for the most points by a freshman in their debut as a Wildcat.

Maxey's first points didn't come until just after the midway point of the first half, but he scored seven straight points to help Kentucky earn an 11-point halftime lead. From the 10:03 mark of the second half until a pair of Ashton Hagans' free throws with 37 seconds to play, Maxey scored or assisted on 14 straight UK points to hold off the Michigan State rally.

There was no bigger shot that night though than his final 3-pointer with a minute to play. Michigan State had cut the lead to just two and momentum seemed to be swinging to the veteran-laden Spartans.

In front of two former UK stars, John Wall and Jones, as well as NBA champion Kevin Durant, and with the shot clock winding down, Maxey took 6-foot-6 Aaron Henry off the dribble and launched a shot nearly four feet behind the 3-point line. And with one swish of the net, Maxey etched his name into Kentucky record books and introduced himself to the nation.

Maxey leads the Wildcats in scoring through the first five games of the season with a 15.0 average. He's scored in double figures in all but one game, a nine-point outing against Eastern Kentucky.

Wildcats Banged Up

Kentucky's depth has been tested by a number of injuries this season. The Wildcats have yet to play with the full roster. Far from it, as a matter of fact.

Against Utah Valley, with EJ Montgomery (right ankle) and Immanuel Quickley (chest) out, John Calipari had just seven full-time basketball scholarship players available. That included Ashton Hagans, who is dealing with right leg soreness.

Montgomery and Quickley returned to the lineup against Mount St. Mary's to give UK nine full-time basketball scholarship players for the first time since the season opener vs. Michigan State.

- Dontaie Allen (left knee) - return: undetermined | Torn ACL from his senior season of high school; participated in strength and conditioning programs over the summer and continues to progress with his rehabilitation program
- Ashton Hagans (lower right leg) - available | Dealing with a lower right leg injury but has not missed a game; Calipari said prior to the Utah Valley game that Hagans was feeling "healthier"
- EJ Montgomery (right ankle) - available | Sustained a right ankle injury in the first half of the Michigan State game; missed the next three games and returned to play 15 minutes against Mount St. Mary's
- Zan Payne (right knee) - return: undetermined | Continuing to rehab from a knee injury from his senior season of high school; underwent a rigorous rehab program over the summer
- Immanuel Quickley (chest) - available | Suffered a chest injury in practice prior to the Utah Valley game and did not play vs. the Wolverines. Returned to play 21 minutes against Mount St. Mary's
- Kahlil Whitney (left hand) - available | Dislocated his left pinky finger near the end of the Utah Valley game

The Graduate

After a successful season with Stanford graduate transfer Reid Travis, who played a key role in Kentucky advancing to the 2019 Elite Eight, UK added a graduate transfer for a second straight season. Nate Sestina, a forward from Bucknell, has joined the Wildcats for 2019-20.

Although he's a different player on the court than Travis, he's made a similar



NOTES

CATS IN THE NBA

At the beginning of the 2019-20 season, 29 former Wildcats were on an opening-day roster, more than any other school in the country. Kentucky has enjoyed unprecedented success at putting players in the NBA under John Calipari. In the 10 seasons of the Calipari era, 38 players have been selected in the NBA Draft, more than any other school. Included in the recent run are 29 first-round picks, three No. 1 overall selections and 21 lottery selections.

Name	Team
Bam Adebayo	Miami Heat
Eric Bledsoe	Milwaukee Bucks
Devin Booker	Phoenix Suns
Willie Cauley-Stein	Golden State Warriors
DeMarcus Cousins	Los Angeles Lakers
Anthony Davis	Los Angeles Lakers
Hamido Diallo	Oklahoma City Thunder
De'Aaron Fox	Sacramento Kings
Wenyen Gabriel	Sacramento Kings
Shai Gilgeous-Alexander	Oklahoma City Thunder
Tyler Herro	Miami Heat
Keldon Johnson	San Antonio Spurs
Enes Kanter	Boston Celtics
Michael Kidd-Gilchrist	Charlotte Hornets
Brandon Knight	Cleveland Cavaliers
Kevin Knox	New York Knicks
Skal Labissiere	Portland Trail Blazers
Trey Lyles	San Antonio Spurs
Darius Miller	New Orleans Pelicans
Malik Monk	Charlotte Hornets
Jamal Murray	Denver Nuggets
Nerlens Noel	Oklahoma City Thunder
Patrick Patterson	Los Angeles Clippers
Julius Randle	New York Knicks
Rajon Rondo	Los Angeles Lakers
Karl-Anthony Towns	Minnesota Timberwolves
Jarred Vanderbilt	Denver Nuggets
John Wall	Washington Wizards
PJ Washington	Charlotte Hornets

Several former Kentucky players are among NBA league leaders in the major statistical categories. Former UK players are in **BOLD**. Stats are through games on Nov. 21. Top 20 is the cutoff.

Points Per Game

1. James Harden (Rockets) - 38.4
- 8. Karl-Anthony Towns (Timberwolves) - 26.0**
- 11. Anthony Davis (Lakers) - 25.2**
- 14. Devin Booker (Suns) - 24.9**

Rebounds Per Game

1. Andre Drummond (Pistons) - 16.8
- 7. Karl-Anthony Towns (Timberwolves) - 12.1**
- 12. Bam Adebayo (Heat) - 10.2**
- 17. Julius Randle (Knicks) - 9.2**
- 20. Anthony Davis (Lakers) - 9.0**

Assists Per Game

1. LeBron James (Lakers) - 11.1
- T18. Devin Booker (Suns) - 6.0**

Blocks Per Game

- 1. Anthony Davis (Lakers) - 3.1**
- 13. Nerlens Noel (Thunder) - 1.6**
- 14. Karl-Anthony Towns (Timberwolves) - 1.5**
- 20. Bam Adebayo (Heat) - 1.4**

3-Pointers Per Game

1. James Harden (Rockets) - 4.8
- 2. Karl-Anthony Towns (Timberwolves) - 3.9**

Field-Goal Percentage

1. Rudy Gobert (Jazz) - .683
- 7. Bam Adebayo (Heat) - .607**
- 19. Devin Booker (Suns) - .532**

3-Point Percentage

1. Meyers Leonard (Heat) - .619
- 9. Devin Booker (Suns) - .486**
- 11. PJ Washington (Hornets) - .479**

Free-Throw Percentage

1. Malcolm Brogdon (Pacers) - .980
- 3. Devin Booker (Suns) - .941**

Double-Doubles

1. Giannis Antetokounmpo - 15
- 4. Karl-Anthony Towns (Timberwolves) - 11**
- T15. Julius Randle (Knicks) - 7**
- T15. Bam Adebayo (Heat) - 7**

Player Efficiency Rating

1. Luke Doncic (Mavericks) - 32.43
- 5. Karl-Anthony Towns (Timberwolves) - 29.32**
- 7. Anthony Davis (Lakers) - 26.33**

and much-needed impact when it comes to talent, experience and leadership.

The 6-foot-9, 234-pound forward is averaging 8.2 points and a team-high 7.6 rebounds in five games, including a double-double (12 points and 11 rebounds) vs. Eastern Kentucky and a critical 3-pointer in the second half of the win over then-No. 1/1 Michigan State in New York.

John Calipari has made it publicly known he doesn't like to take a lot of graduate transfers, especially from mid-major programs, but when Bucknell reached out to UK and informed Calipari that Sestina had to transfer because Bucknell didn't offer graduate courses, Calipari made the move. One has to wonder where UK would be without his services.

Sestina has played 30 or more minutes in four of five games, an especially important contribution with a thin front court that has been magnified with the three-game absence of forward EJ Montgomery.

Last season, his first as a starter at Bucknell, Sestina averaged 15.8 points, a team-high 8.5 rebounds and 1.1 blocks. He shot 53.6% from the floor and made 41 3-pointers at a 38.0% clip.

The All-Patriot Second Team selection ranked sixth in the league in scoring and second in rebounding. He scored in double figures in 27 of 31 games and posted 11 double-doubles. He scored 20 or more points in 10 games, including his final two games that led to Patriot League All-Tournament Team honors.

Calipari has called him a bigger, stronger Derek Willis because of his ability to stretch the floor and hit shots.

Sestina is the third graduate transfer under Calipari, joining Travis from last season and Julius Mays in 2012-13. He transferred to UK to pursue a master's degree after graduating with his undergraduate degree in geography from Bucknell.

Wildcats Ink Six in Fall Signing Period

Upon accepting the position of head coach of the Kentucky men's basketball program 10 years ago, John Calipari said one of the reasons he was chosen for the job was because he could recruit the best of the best.

It was a promise kept and a promise on which he continues to deliver. As he begins what he's calling his "second tour" at UK, he hasn't lost his touch.

Calipari and the Wildcats made an emphatic statement during the fall signing period with the additions of six highly skilled, athletic players to the program. UK signed decorated prospects Devin Askew, BJ Boston, Terrence Clarke, Cam'Ron Fletcher, Isaiah Jackson and Lance Ware to national letters of intent.

"I'm really excited about this group of young men," Calipari said. "They recruited us as much as we recruited them. They wanted this culture. They wanted to be with other good players. They didn't need crazy promises. They wanted this. In the past, when we've had groups like that, it's led to success both individually and as a team."

"When you're building a great team, not only do you need to be talented, you need to have high-character individuals, which we have with this group. These are great kids from good families."

All six players are consensus four- or five-star prospects and all are ranked in the top 50 by the major national recruiting services. Five of the six are on the preseason watch list for the Naismith High School Trophy (Askew being the lone exception because of his recent reclassification).

With the spring signing class still to go (begins April 15), Kentucky is expected to have one of the nation's top classes yet again. In every season in the Calipari era, the Wildcats have signed a top-three recruiting class according to the Recruiting Services Consensus Index, which tallies major recruiting rankings and plugs them into a formula to calculate a consensus ranking.

Kentucky has now signed 59 top-50 recruits, 48 top-25 players and 24 top-10 players (according to Rivals) in what will now be Calipari's 12 recruiting classes at Kentucky.

UK can only comment on prospective student-athletes who have signed official paperwork to play at Kentucky.

- Askew - Guard | 6-foot-3, 195 pounds | Sacramento, Calif. | Averaged 14.0 points, 6.8 assists and 3.5 rebounds while leading his team as a sophomore to the California Interscholastic Federation Open Division Southern California Regional championship | Averaged 11.6 points, 5.1 assists and 4.8 rebounds while shooting 41.4% from 3 on the Nike EYBL circuit last summer | Ranked No. 22 overall player in the 2020 class by Rivals | Five-star prospect | No. 1 point guard in the class of 2021 before reclassification | College-ready frame | Winner with a team-first mentality
- Boston - Guard | 6-7, 185 pounds | Norcross, Ga. | Consensus five-star prospect | Averaged 22.8 points, 8.1 rebounds, 3.2 assists and 1.9 steals in the 2018 Nike EYBL circuit | Ranked as high as No. 9 overall by ESPN | 2018-19 MaxPreps Boys Basketball Junior All-American Team Honorable Mention | Averaged 18.4 points, 5.4 rebounds 1.9 steals while leading his previous high school to the Georgia state semifinals last season | Long and athletic | One of the top scorers in the class of 2020
- Clarke - Guard | 6-7, 185 pounds | Boston | Consensus five-star prospect | Averaged 16.2 points, 5.1 rebounds and 3.7 assists in the Nike EYBL circuit last summer | Top-ranked signee of this UK signing class | Both Rivals and 247Sports consider him the No. 4 overall player in the class | No. 1 ranked shooting guard in 2020 class | Long, athletic, scoring guard | Tools to be a shutdown defender

Measurables

Wing Span

1. Nick Richards - 7'5"
2. Dontaie Allen - 7'2.50"
3. Nate Sestina - 7'2"
- T4. Keion Brooks Jr. - 7'1"
- T4. Johnny Juzang - 7'1"

Maximum Vertical

1. Kahlil Whitney - 42"
- T2. Keion Brooks Jr. - 37"
- T2. Immanuel Quickley - 37"
- T4. Nick Richards - 36.50"
- T4. Ashton Hagans - 36.50"

Hand Width

- T1. Kahlil Whitney - 11.5"
- T1. Dontaie Allen - 11.5"
3. Nate Sestina - 11"
- T4. Nick Richards - 10.5"
- T4. Keion Brooks Jr. - 10.5"

3/4-Court Sprint

1. Ashton Hagans - 3.11 secs.
- T2. Tyrese Maxey - 3.21 secs.
- T2. Immanuel Quickley - 3.21 secs.
4. Kahlil Whitney - 3.25 secs.
5. Brennan Canada - 3.31 secs.

Body Fat

1. Kahlil Whitney - 5.60%
2. Immanuel Quickley - 6.51%
3. Ashton Hagans - 7.00%
4. Tyrese Maxey - 7.21%
5. Nate Sestina - 7.31%

185-Pound Bench Press

1. Nick Richards - 18 reps
2. EJ Montgomery - 9 reps
3. Johnny Juzang - 8 reps
- T4. Whitney, Hagans, Welch - 6 reps



- Fletcher - Guard | 6-6, 195 pounds | St. Louis | Consensus four-star prospect | Averaged 11.8 points, 6.5 rebounds and 1.4 assists in the Nike EYBL last summer | Checks in as high No. 41 overall by Rivals | One of the top wings in the class | Athletic, versatile player with high upside | Length and tools to be an elite two-way player
- Jackson - Forward | 6-9, 200 pounds | Waterford, Mich. | Consensus five-star prospect | Averaged 10.9 points, 6.0 rebounds and 2.3 blocks at this past summer's Nike EYBL | Ranked as high as No. 22 in ESPN's class of 2020 rankings | One of the top power forwards in the country | Elite defender and rim protector | Explosive athlete with length and underrated strength
- Ware - Forward | 6-9, 215 pounds | Camden, N.J. | Consensus four-star prospect | Averaged 11.4 points, 6.0 rebounds and 1.3 blocks during Nike EYBL play over the summer | Increased averages to 14.4 points, 6.4 rebounds and 2.4 blocks at the Nike Peach Jam | Rose to No. 33 overall in the Rivals rankings and the No. 4 power forward | Skilled big man who finishes well 15 feet and in | High shooting, passing and dribbling marks for his position

Taking Care of Business

Kentucky's 60-31 record vs. opponents ranked in the Associated Press Top 25 in John Calipari's tenure is impressive, but the Wildcats' ability to beat all-comers can't be overlooked. Under Calipari, UK is 249-41 vs. unranked competition, an .859 winning percentage.

Taking Advantage of Free Points

One of Kentucky's strengths this season has been its success at the free-throw line. UK is earning 29.1% of its points at the charity stripe and connecting at an 80.1% rate. Kentucky's free-throw rate is ranked second in the country, according to KenPom.com (through games on Nov. 22), while its make percentage is 13th in the nation.

Five players are shooting 86.2% or better (with a minimum of 10 attempts), led by Immanuel Quickley's 95.0% (19 of 20).

Kentucky's strong performance at the line isn't relegated to its success rate of makes, but also the frequency in which the Cats are getting to the line and the number of makes per game. Through five games, Kentucky is traveling to the line an average of 28.2 times a game. The Wildcats are making an average of 22.6 a game. The opposition is averaging 11.6 makes on an average of 15.6 trips a game.

John Calipari's best free-throw shooting team at Kentucky shot 72.6 percent in 2014-15. The 2013-14 squad averaged the most trips (28.7) and makes (19.5) per game under Calipari's tutelage. It's still very early in the season, but UK's current free-throw percentage of .801 would be the best in school history.

Forever Young

With a combined 50 starts, 27.2% of the scoring, 30.5% of the rebounding and four key players (Ashton Hagans, Immanuel Quickley, Nick Richards and EJ Montgomery) back from the 2018-19 Elite Eight team -- plus a graduate transfer in Nate Sestina -- this is one of the most

experienced teams of the John Calipari era.

The key words being the Calipari era.

In comparison to the rest of the country, it's still inexperienced. According to Ken Pomeroy's experience rankings, UK is 332nd in the country out of 353 teams with an average of 1.03 years of experience. Only six other Power 5 team in the country check in with less experience in the KenPom.com rankings.

UK features nine newcomers on its roster, so the usual growing pains can be expected. Having said all that, it does rank as one of Calipari's most experienced teams at Kentucky, and that's important. Every team but one in the Calipari era has made the NCAA Tournament, but his best teams have combined young talent with a few returning pieces.

The 2009-10 squad with John Wall and DeMarcus Cousins featured veteran Patrick Patterson. The 2010-11 Final Four team had DeAndre Liggins and Josh Harrellson. The 2011-12 national championship team boasted three key returners in Terrence Jones, Doron Lamb and Darius Miller. The 2013-14 national runner-up squad featured Alex Poythress and Willie Cauley-Stein. And the 2014-15 team that nearly ran the table had both Poythress and Cauley-Stein back in addition to Andrew and Aaron Harrison and Dakari Johnson.

Cats Don't Count on the Long Ball

New rules this season that moved the 3-point line to the international basketball distance of 22 feet, 1.75 inches shouldn't be concerning for the Wildcats. For one, with this guard- and wing-oriented team, the 2019-20 team has capable shooters.

However, the team isn't off to the best of starts. After five games, this team is shooting a John Calipari-era-low 25.0% from beyond the arc.

Calipari believes the slow start isn't indicative of things to come.

"Probably some of this is mental, game in the balance, are not ready to be in that position," Calipari said after his team made just one 3-point attempt in 12 tries vs. Utah Valley. "I don't care how good you are. Maybe not ready to be in that position yet. ... "We go through this every year. I think part of it is I've got to figure out maybe there's an offense that we're running that I just say we're trying to get 3s off."

Kentucky, however, has not relied on the 3-point shot under Calipari. While the trend nationally has seen teams take more 3-point shots than ever before, UK has bucked the trend and played to the style that's best suited that particular group.

The highest percentage of 3-point shots taken under Calipari was the 2010-11 Final Four team that lofted 32.4% of its shots from beyond the arc. No surprise, that team that consisted of Brandon Knight and Doron Lamb on the perimeter is also Calipari's top 3-point shooting team at Kentucky.

Calipari likes his teams to take between 20 to 24 3-point attempts per game. UK is averaging 15.2 attempts through its first three games with the longer line.

Year	% of Attempts from 3	3-Point FG Pct.
2009-10:	.313	.331

UK's Record vs. AP Ranked Opponents and as an AP Ranked Opponent Under Cal

Kentucky (RK)	Opponent Rank																									RV	NR	TOTAL	
	1	2	3	4	5	6	7	8	9	10	11	12	13	14	15	16	17	18	19	20	21	22	23	24	25				
1	-	0-1	0-1	1-0	2-0	2-0	-	2-0	1-0	-	0-1	-	-	-	2-0	1-0	1-0	-	1-0	3-0	1-0	-	-	-	-	6-2	46-3	69-8	
2	1-0	-	-	0-1	1-0	0-1	-	-	-	-	-	1-0	1-0	-	1-0	-	1-0	-	0-1	-	-	-	-	-	-	4-0	24-0	34-3	
3	-	-	-	1-0	-	-	-	-	0-1	-	-	-	1-0	-	-	-	-	-	-	0-1	-	-	-	-	-	1-0	17-0	20-2	
4	-	0-1	-	-	-	-	0-1	0-1	-	-	-	-	1-0	-	-	-	-	-	-	-	-	-	-	-	1-0	2-0	9-2	13-5	
5	1-0	-	-	-	-	0-1	-	-	-	1-0	-	-	-	-	-	-	-	-	0-1	-	-	-	-	1-0	-	1-0	9-0	13-2	
6	-	-	-	-	-	-	1-0	1-0	-	0-1	-	-	-	-	-	-	-	-	1-0	-	-	-	-	-	1-0	-	1-0	8-0	12-1
7	-	-	-	0-1	-	-	-	-	-	-	1-0	-	-	0-1	-	-	-	-	1-0	-	-	-	-	-	-	-	-	5-1	7-3
8	-	-	-	-	-	-	-	-	1-0	-	-	-	1-0	-	-	-	-	-	-	-	-	-	1-0	-	0-1	2-3	11-0	16-4	
9	-	-	-	-	-	-	-	-	-	-	-	-	-	-	-	-	-	-	-	-	-	-	-	-	-	-	5-2	5-2	
10	-	-	-	-	-	-	-	-	-	-	-	-	0-1	-	-	-	-	-	-	-	-	-	-	-	-	0-3	10-1	10-5	
11	1-0	-	-	-	-	-	1-0	-	0-1	-	-	-	1-0	-	-	-	-	0-1	-	-	-	-	2-0	-	-	-	6-1	11-3	
12	-	-	-	-	-	-	-	-	-	-	-	-	1-0	-	1-0	-	-	-	-	-	-	-	-	-	-	1-0	2-1	5-1	
13	-	-	-	-	-	-	-	-	-	-	-	-	-	-	-	-	-	-	-	-	-	-	-	-	-	-	6-2	6-2	
14	-	-	0-1	-	-	-	-	-	-	-	-	-	-	-	-	-	-	-	-	-	-	-	-	-	-	1-1	7-1	8-3	
15	-	-	-	-	-	-	-	-	-	-	-	1-0	-	-	-	-	-	-	-	-	-	-	-	-	-	1-0	3-0	5-0	
16	-	-	-	-	-	-	-	-	-	-	-	-	-	-	-	1-0	-	-	-	-	-	-	-	-	-	2-0	4-1	7-1	
17	-	-	-	-	-	-	-	-	-	-	-	-	-	-	-	-	-	-	-	-	-	-	1-1	-	-	-	3-2	4-3	
18	-	-	-	-	-	-	-	-	-	-	-	-	-	-	-	-	-	-	-	-	-	0-1	-	-	-	3-2	6-2	9-4	
19	-	-	-	1-0	-	-	-	-	1-0	-	-	-	-	-	-	-	-	-	-	-	-	-	-	-	-	-	2-0	4-0	
20	-	-	-	0-1	-	-	-	-	-	-	-	-	-	-	-	-	-	-	-	-	1-0	-	-	-	-	-	3-1	4-2	
21	-	-	-	-	-	-	-	-	-	-	-	-	-	-	-	-	-	-	-	-	-	-	-	-	1-0	2-1	3-1		
22	-	-	-	-	-	-	-	-	-	-	-	1-0	-	-	-	-	-	-	-	-	-	-	-	-	-	1-0	5-1	7-1	
23	-	-	-	-	-	-	-	-	-	-	-	-	-	-	-	-	-	-	-	-	-	-	-	-	0-1	3-0	3-1		
24	-	-	-	-	-	-	-	-	-	-	-	-	-	0-1	-	-	-	-	-	-	-	-	-	-	-	-	0-1	0-2	
25	0-1	-	-	-	-	-	0-1	-	-	-	-	-	-	-	-	-	-	-	-	-	-	-	-	-	-	-	1-1	1-3	
RV	0-1	1-0	-	-	1-0	-	2-0	-	-	0-1	-	1-0	1-0	-	-	-	0-1	-	-	-	-	-	-	-	-	-	-	6-3	
NR	-	-	-	0-1	-	-	-	-	-	-	1-0	-	-	-	1-0	-	-	-	-	-	-	-	-	-	-	-	-	2-1	
TOTAL	3-2	1-2	0-2	3-4	4-1	2-1	4-2	3-1	3-2	1-2	2-1	4-0	5-0	2-2	1-1	4-0	3-0	1-2	2-2	1-1	4-0	4-0	1-2	1-1	1-0	Total	284-66		
																										Total	60-31		



NOTES

Points Per Possession

Game	Off. PPP	Def. PPP
vs. Michigan State	0.96	0.86
EASTERN KENTUCKY	1.07	0.58
EVANSVILLE	0.91	0.96
UTAH VALLEY	1.12	1.01
MOUNT ST. MARY'S	1.17	0.89
LAMAR		
UAB		
FAIRLEIGH DICKINSON		
GEORGIA TECH		
vs. Utah		
vs. Ohio State		
LOUISVILLE		
MISSOURI		
at Georgia		
ALABAMA		
at South Carolina		
at Arkansas		
GEORGIA		
at Texas Tech		
VANDERBILT		
at Auburn		
MISSISSIPPI STATE		
at Tennessee		
at Vanderbilt		
OLE MISS		
at LSU		
FLORIDA		
at Texas A&M		
AUBURN		
TENNESSEE		
at Florida		

Overall

UK offensive high - 1.17 vs. MOUNT ST. MARY'S
 UK offensive low - 0.91 vs. EVANSVILLE
 Kentucky SEC offensive high -
 Kentucky SEC offensive low -
 Kentucky postseason high -
 Kentucky postseason low -
 Opponent offensive high - 1.01, UTAH VALLEY
 Opponent offensive low - 0.58, EASTERN KENTUCKY
 Opponent SEC offensive high -
 Opponent SEC offensive low -
 Opponent postseason high -
 Opponent postseason low -

Clutch Free Throws

Free-throw totals during a single-digit game with 5:00 to play or OT:

Player	FTs	Pct.
Johnny Juzang	4-4	1.000
Immanuel Quickley	2-2	1.000
Nate Sestina	1-1	1.000
Ashton Hagans	9-10	.900
Keion Brooks Jr.	1-2	.500
Tyrese Maxey	0-2	.000
Kahlil Whitney	0-1	.000
Kentucky	17-22	.773

2010-11:	.324 (highest)	.397 (highest)
2011-12:	.265	.378
2012-13:	.293	.346
2013-14:	.276	.332
2014-15:	.271	.349
2015-16:	.310	.366
2016-17:	.316	.353
2017-18:	.258 (lowest)	.357
2018-19:	.296	.354
2019-20	.273	.250 (lowest)

Hold Them to 55 Points, 40%

Defense has always been a recipe for success for the Wildcats under John Calipari. The special ingredient: 55 points. UK is a perfect 75-0 under Calipari when holding the opponent to 55 points or fewer, including 1-0 this season. The Wildcats are 176-7 (.962) under Calipari when limiting the opponent to 63 points or less. UK is 3-0 thus far this season in the category. Kentucky's 61-59 loss to Tennessee in 2017-18 snapped a 60-game winning streak when holding the opponent to 63 or less.

Kentucky also fares well when it keeps its opponents to 40% or less from the floor. UK is 190-17 (.918) against opponents under Calipari when its field-goal percent is 40% or less. UK is 3-1 so far this season after Evansville won despite shooting just 38.3%.

Cats Deliver the Knockout Punch

UK is 264-6 (.978) in the John Calipari era when leading by at least 10 points at any time in the contest.

When Kentucky couldn't put away Auburn in the 2019 Elite Eight after leading by as many as 11 points in the first half, it was the first time the Wildcats let a double-digit lead wind up in a loss since losing a 14-point lead to South Carolina in 2017-18. Five of the six losses are to conference opponents.

Perhaps most impressive of all is that 70.9% of games Calipari has coached in at Kentucky have produced 10-point leads at some point during the game for UK. The Wildcats have led by 10 points or more in a whopping 85.4% of Calipari's 309 career wins at Kentucky.

Bounce Back

Kentucky doesn't lose very often during the John Calipari era, but when the Wildcats do, they almost always bounce back. UK is 51-12 under Calipari following a loss (record does not count end-of-season losses).

The Wildcats have only lost back-to-back games 12 times during the Calipari era with three of those losses having come during a four-game losing streak from Feb. 3-14, 2018. That was the first four-game losing streak under Calipari.

Previously, the last time UK lost four games in a row was in February 2009, when the Wildcats dropped four straight games to end the regular season. It was the first time Calipari had lost four straight since the end of the 2004-05 season at Memphis.

UK has never lost back-to-back home games under Calipari.

Kentucky Picked to Win 49th SEC Title

Eleventh-year head coach John Calipari has often described Kentucky as the hunted within the ranks of the Southeastern Conference. With more regular-season and tournament titles than the entire league combined, it's not a far-fetched mantra. If the 2019-20 preseason media poll conducted by the league's media proves true, Kentucky will once again be the pursued.

UK was voted to win their sixth regular-season title under Calipari by the league's media members. Should Kentucky achieve the feat, it would mark the program's 49th overall regular-season title.

It's the 15th time since the 1998-99 season the Wildcats are the overall preseason favorite. Calipari has directed his teams to regular-season SEC crowns in 2010, 2012, 2015, 2016 and 2017. Kentucky has claimed the SEC Tournament title six times under his direction in 2010, 2011, 2015, 2016, 2017 and 2018.

Each school selected media members that cover their team and additional media from across the nation were selected by the conference office to comprise the voting panel. Points were compiled on a 14-13-12-11-10-9-8-7-6-5-4-3-2-1 basis. Each media member also voted for two All-SEC teams.

Kentucky Trio Preseason All-SEC

In a league as talented as it's ever been, sophomores Ashton Hagans and EJ Montgomery and freshman Tyrese Maxey were tabbed preseason All-Southeastern Conference picks by both the league's media and its coaches.

Hagans was a first-team pick while Maxey and Montgomery were tabbed to the second team. Hagans also received at least one vote for the preseason pick for SEC Player of the Year from the media.

UK has featured at least one player on one of the two end-of-the-season All-SEC teams (media or coaches) since 2006-07.

Kentucky's Schedule Packs a Punch

Kentucky's schedule is always among the toughest in the country and this season will certainly be no different.

UK's nonconference slate alone has seen the Wildcats defeat Michigan State in the State Farm Champions Classic in New York and features upcoming tilts including a two-game trip in Las Vegas with games against Utah (Dec. 18) and Ohio State (Dec. 21 as a part of the CBS Sports Classic), the annual rivalry vs. Louisville on Dec. 28 in Rupp Arena and takes the Wildcats to Texas Tech to play the Red Raiders on Jan. 25.

Seven of UK's 13 nonconference opponents this season made a postseason tournament in 2019, five of which made the NCAA Tournament. Both Michigan State (1) and Louisville (5) started the season in the top five of the Associated Press Top 25.

That nonconference schedule will give way to one of the toughest league schedules in the country. UK will play its permanent home-and-away opponents of Florida, Tennessee and Vanderbilt twice, plus host and visit both Auburn and Georgia. The SEC's 15 NCAA Tournament selections over the last two years are second most in the nation.

The nonconference and league schedule combined reveals that 15 of the 26 opponents UK will face played in the postseason in 2018-19, including 11 in the NCAA Tournament, five in the Sweet 16 and three in the Final Four.

Six Kentucky opponents are ranked in the Associated Press Top 25 on Nov. 18, including four nonconference opponents in Louisville (2), Michigan State (3), Ohio State (10) and Texas Tech (12). At the time of the game, Michigan State was ranked No. 1.

Showcasing the league's strength, fellow SEC members Auburn (19) and Tennessee (20) were also ranked among the AP Top 25. Five more teams in Florida, LSU, Mississippi State, Arkansas and Missouri sit just outside the top 25 and received votes. Kentucky plays Auburn and Tennessee twice, resulting in eight total matchups in 2019-20 against current top-25 opponents.

Jordan First Two-Sport Start Since Braddy

Even with key returners, a deep and talented recruiting class, and the addition of graduate transfer Nate Sestina, Kentucky suffered major losses from last season. Four Wildcats are playing professionally, Jonny David graduated, and Brad Calipari and Jemarl Baker Jr. transferred. Then the injuries started to pile up.

From a numbers standpoint, UK needed more depth. When John Calipari heard there was a 6-foot-9, 250-pound pitcher on the baseball team with considerable basketball talent, he called UK baseball head coach Nick Mingione.

Enter Ben Jordan.

Jordan joined the team just before the Blue-White Game and has been even more important recently because of injuries and ailments to five different players before Thanksgiving.

Jordan is the first multi-sport basketball player since Nehemiah "Junior" Braddy, who played four seasons with the basketball team (1990-93) and one with the baseball team (1991). It's worth noting that while former UK basketball player E.J. Floreal played both basketball (2014-16) and track at Kentucky, he didn't begin his track career until after leaving basketball.

Although Jordan is a highly regarded baseball prospect with a lively arm, he's also a talented basketball player. He played at West Carter High School in Olive Hill, Kentucky, where he was the all-time leading rebounder and shot blocker and the eighth all-time leading scorer.

Jordan won Eastern Kentucky Conference Defensive Player of the Year in his senior season in addition to EKC First Team honors. He averaged 12.2 rebounds a contest in his final year.

Jordan is expected to be a major part of the UK baseball team in



the spring. A 2016 Under Armour All-American in high school, he appeared in 10 games last season after redshirting in 2018 with an injury. Over the summer, playing for the Gaithersburg Giants of the Cal Ripken College Baseball League, Jordan appeared in seven games with six starts. He went 1-1 with a 2.70 ERA in 26.2 innings, allowing just 14 hits while striking out 36 en route to First Team All-Cal Ripken League honors.

He made his first appearance as a UK basketball player in the win over Eastern Kentucky.

S-E-C! S-E-C! S-E-C!

Kentucky has the unquestionable reputation as the league's gold standard. Since the SEC's inception in 1932-33, the Wildcats are the most dominant team in the league, recording a 997-281 mark (.780) in regular-season conference play. Only one other team has won more than 750 regular-season SEC games (Alabama), and no other team owns a better winning percentage.

- Kentucky has averaged 11.6 wins and only 3.3 losses per season in 86 seasons in the SEC
- UK has won 48 SEC titles and 31 SEC Tournament championships
- The Wildcats have won 16 of the last 28 SEC Tournament titles
- Kentucky has captured at least a share of five of the last 10 SEC regular-season championships under head coach John Calipari
- UK has played in the championship game of the SEC Tournament in eight of Calipari's 10 seasons, winning the tournament six times
- Seven teams made the 2019 NCAA Tournament field, tied for the second most of any league in the country
- The SEC had two teams in the Elite Eight, one in the Final Four and went 12-7 in NCAA Tournament games in 2019
- As of the Nov. 18, three SEC teams are ranked in the Associated Press Top 25. In addition to UK, SEC members Auburn (19) and Tennessee (20) were also ranked. Five more teams in Florida, LSU, Mississippi State, Arkansas and Missouri sit just outside the top 25 and received votes

Always Efficient

According to Ken Pomeroy's calculations on kenpom.com, UK's teams under John Calipari have consistently ranked among the most efficient teams in the country per possession.

Year	Offense (Rank)	Defense (Rank)	Overall
2020	108.9 (18)	84.6 (4)	5th
2019	117.6 (14)	90.1 (8)	8th
2018	115.8 (24)	95.4 (22)	17th
2017	119.1 (12)	91.4 (7)	4th
2016	120.4 (5)	98.0 (53)	6th
2015	119.3 (5)	86.5 (2)	1st
2014	117.6 (10)	96.9 (41)	11th
2013	108.8 (42)	99.1 (129)	42nd
2012	122.9 (2)	88.2 (9)	1st
2011	118.1 (7)	90.4 (15)	6th
2010	116.1 (15)	86.2 (6)	3rd

**through games played on Nov. 22*

Watch Out for These Wildcats

Stocked full of some of the nation's top talent, a handful of Wildcats are on a number of national preseason watch lists:

- Ashton Hagans - John R. Wooden Award (Los Angeles Athletic Club National Player of the Year), Citizen Naismith Trophy (Atlanta Tipoff Club NPOY), Lute Olson Award (NPOY), Bob Cousy Award (Naismith Memorial Basketball Hall of Fame's best point guard)
- Tyrese Maxey - Wooden Award, Naismith Trophy, National Association of Basketball Coaches Division I Player of the Year, Jerry West Award (HOF's best shooting guard)
- EJ Montgomery - Karl Malone Award (HOF's best power forward)
- Kahlil Whitney - Julius Erving Award (HOF's best small forward)

And the Award Goes to ... Kentucky!

As John Calipari's team has dominated the Southeastern Conference during his tenure, so too have his players.

UK has won more weekly SEC honors (101) than any other school during the Calipari era, including 81 SEC Freshman of the Week honors and 20 SEC Player of the Week awards.

Tyrese Maxey collected the first one of the 2019-20 season on Nov. 11 after a sensational debut vs. then-No. 1/1 Michigan State in Madison Square Garden in New York.

UK Led Nation with 29 Players on NBA Opening-Day Rosters

As the 2019-20 NBA season began, 29 players on NBA opening-day rosters (including two-way and inactive lists) played and finished their college basketball careers at Kentucky.

Underscoring the fact that no other school in the country can match UK's ability to develop players and put them in the NBA, UK's 29 players were again the most of any college basketball program, beating the next-closest school (Duke) by five players.

Of the 496 players in the NBA to start the 2019-20 season, 5.8% played and finished their college basketball careers at UK. There were actually fewer teams without a Wildcat (12) than there are NBA teams featuring Wildcats (18).

Of the 29 Wildcats on an opening-day NBA roster, John Calipari has coached 28 of them. With Derrick Rose (Detroit Pistons), who played for Calipari during the 2006-07 season at Memphis, Calipari has coached 29 players on 2019-20 opening-day rosters.

Kentucky has enjoyed unprecedented success at putting players in the NBA under Calipari. In the 10 seasons of the Calipari era, 38 players have been selected in the NBA Draft, more than any other school. Included in the recent run are 29 first-round picks, three No. 1 overall selections (Davis, Karl-Anthony Towns and John Wall) and 21 lottery selections.

Calipari's players are not only reaching the next level, they are succeeding when they do. His players have garnered 20 All-Star selections, with Anthony Davis winning the game's MVP honor in 2017. Rose was named MVP in 2011. Five of his players have been tabbed All-NBA (Rose, Wall, Davis, DeMarcus Cousins and Towns), three have been named NBA Rookie of the Year (Rose, Tyrese Evans and Towns), and 12 players from Calipari's first nine teams at Kentucky have made the NBA All-Rookie teams.

Using figures compiled by basketball-reference.com and spotrac.com, Calipari-coached players only (which includes Rose but not Rondo) have amassed more than \$2.26 billion in career NBA contracts. In the 10 seasons Calipari has been the head coach at Kentucky, his players have totaled nearly \$1.9 billion in NBA contracts.

In just the 2019-20 season alone, UK players will make more than \$255 million. Calipari-coached players only (includes Rose but not Rondo) will make more than \$260 million.

Among the most noteworthy performances of the season so far:

- PJ Washington hit seven 3-pointers on opening night en route to a rookie franchise-record 27 points in his debut. The seven 3-pointers are the most by any player in an NBA debut in the history of the league. He had 17 points at halftime, the most by a rookie at halftime in a season opener in more than 20 years
- Towns was named the Western Conference's Player of the Week following the opening week of action on Oct. 28. He averaged 32.0 points, 13.3 rebounds and 3.0 steals per game in three wins for the Timberwolves. According to NBA Stats, he is just the sixth player in NBA history to record at least 35 points and 10 rebounds in each of his first two games of the season
- On Oct. 29, Davis became the sixth different player in Lakers history with at least 40 points and 20 rebounds in a game, and the first since Shaquille O'Neal in 2003. He was believed to be the first player to record 40 points and 20 rebounds in 30 minutes or less
- Tyler Herro scored 29 points against the Hawks on Oct. 29 for a franchise record for a rookie off the bench. It's the most points for a Heat rookie since Dwyane Wade in 2004. He recorded 19 points on 5-of-6 shooting in the second quarter to become the first Heat rookie to score 19 points in a quarter since Caron Butler in 2003
- Davis earned Western Conference Player of the Week honors on Nov. 4 after logging 32.0 points, 13.0 boards and 2.7 blocks per game. It's his sixth such honor, the second most by a Wildcat, behind only Wall. It's the first time former UK players have gone back-to-back since Towns and Davis in November 2017
- In scoring 40 points on 15-of-19 shooting in Phoenix's win over the previously unde-

Lineup Comparison

A breakdown of Kentucky's lineups:

Most Frequent Lineups	Total Minutes	Points For	Points Against	+/-	+/- per 40 min.
Hagans, Sestina, Whitney, Richards, Maxey	24:05	38	34	+4	+6.64
Hagans, Sestina, Whitney, Quickley, Richards	14:15	30	23	+7	+19.65
Hagans, Sestina, Quickley, Richards, Maxey	13:34	23	17	+6	+17.69
Hagans, Sestina, Richards, Maxey, Brooks Jr.	10:44	29	29	0	0.00
Sestina, Whitney, Quickley, Richards, Maxey	8:16	22	9	+13	+62.90
Hagans, Sestina, Richards, Maxey, Juzang	7:53	29	17	+12	+60.89
Sestina, Quickley, Richards, Maxey, Brooks Jr.	6:25	9	11	-2	-12.47
Hagans, Whitney, Montgomery, Richards, Maxey	5:53	12	10	+2	+13.60
Whitney, Quickley, Maxey, Brooks Jr., Juzang	5:39	12	12	0	0.00
Hagans, Whitney, Richards, Maxey, Brooks Jr.	5:28	8	8	0	0.00



NOTES

feated Philadelphia 76ers, Devin Booker notched a handful of milestones. According to the Suns, he became the eighth-youngest player in NBA history to reach 6,000 points and moved into second place in franchise history with 10 40-point games

Big-Game Cal, Cats

John Calipari's teams aren't just good against the best teams in the country, they're great. Not only does Kentucky own a 60-31 record (.659) vs. Associated Press Top 25 teams under John Calipari, UK is 7-4 when both teams are ranked in the AP top five following the win over No. 1 Michigan State.

All-time, Calipari is 13-8 when both teams are ranked in the AP top five. When both teams are ranked in the AP Top 25, Calipari's all-time record is 83-54, including a 52-27 mark at Kentucky. When both are ranked in the top 10 he has a 27-18 record, including 16-11 at UK.

Last season, Kentucky answered the bell of big-time showdowns after an early season lesson vs. Duke. UK was 7-5 vs. AP Top 25 teams, including three victories over top-10 foes. UK is 1-0 in such games thus far this season.

By defeating the top-ranked Spartans, UK knocked off the No. 1 team in consecutive seasons for the first time in school history. Last season, Kentucky downed Tennessee on Feb. 19. With the win over MSU, the Wildcats now have nine victories over the No. 1 team in 25 tries.

Calipari improved to 6-4 vs. the No. 1 team in his career with the win vs. Michigan State, including 3-2 at Kentucky. According to ESPN, Calipari is the only coach with a winning (.600) percentage against No. 1 ranked teams with a minimum of 10 games faced against the No. 1.

Best in the Bluegrass

Kentucky defeated the first of two in-state foes it will welcome to Rupp Arena in 2019-20 vs. Eastern Kentucky.

UK has dominated teams in the state under John Calipari. Kentucky is 18-2 against in-state foes with Calipari at the helm.

The overall mark also includes a 10-2 record vs. Louisville. Two of the victories over the Cardinals were in postseason play. UK's four-game winning streak was snapped in 2016-17 but the Wildcats won all five meetings played in Rupp Arena, including a 29-point blowout in 2017-18, the third-biggest margin of victory in the history of the series. Louisville's two wins are by a combined six points.

Here's a list of the meetings between the state's two premier programs since Calipari took over at UK:

- Jan. 2, 2010 - UK won 71-62 at Rupp Arena
- Dec. 31, 2010 - UK won 78-63 at the KFC Yum! Center
- Dec. 31, 2011 - UK won 69-62 at Rupp Arena • March 31, 2012 - UK won 69-61 at the Superdome (NCAA Final Four in New Orleans)
- Dec. 29, 2012 - Louisville won 80-77 at the KFC Yum! Center
- Dec. 28, 2013 - UK won 73-66 at Rupp Arena
- March 28, 2014 - UK won 74-69 at Lucas Oil Stadium (NCAA Sweet 16 in Indianapolis)
- Dec. 27, 2014 - UK won 58-50 at the KFC Yum! Center
- Dec. 26, 2015 - UK won 75-73 at Rupp Arena
- Dec. 21, 2016 - Louisville won 73-70 at the KFC Yum! Center
- Dec. 29, 2017 - UK won 90-61 at Rupp Arena
- Dec. 29, 2018 - UK won 71-58 at the KFC Yum! Center

Kentucky at No. 1

For the seventh season in the 11-year John Calipari era, the Kentucky men's basketball team earned a No. 1 ranking in the Associated Press Top 25 on Nov. 11.

After defeating Michigan State, the previous No. 1 team, in the State Farm Champions Classic and then following it up with a dominating 42-point victory vs. Eastern Kentucky the Wildcats were named the March Madness Team of the Week and then moved atop the AP Top 25 for the first time since December 2016.

No other school has reached No. 1 in seven of the last 11 seasons while Calipari has been at Kentucky. According to STATS, only three other programs (Duke, North Carolina and UCLA) have ever been ranked No. 1 in seven different seasons during an 11-year span.

The Wildcats' stay at No. 1 was brief after a shocking loss to Evansville. It marked just the third loss ever by Kentucky in 57 games in Rupp Arena as the No. 1 team in the country. UK fell to 69-8 as the AP top-ranked team under Calipari.

The Wildcats own an all-time record of 220-31 (.876) at No. 1 in the AP Top 25. UK has appeared at the top of the AP poll 24 different seasons in school history, and the latest stay marked the program's 125th week at No. 1, third most in college basketball (Duke has 144 as of Nov. 18 and UCLA, thanks in large part to its dynasty in the 1960s and 1970s, has 134).

Calipari, one of only two coaches (Frank McGuire) to lead three programs to a No. 1 ranking, is no stranger to the top spot. Dating back to his time at Memphis, Calipari-coached teams have reached No. 1 in eight of the last 13 seasons. Including his tenure at UMass, his teams have ranked No. 1 in 10 different seasons.

Cousins Inducted into UK Athletics Hall of Fame

DeMarcus Cousins was inducted into the UK Athletics Hall of Fame as a member of the 2019 class in September.

Cousins was one of the key players on the 2009-10 Kentucky team that went to the Elite Eight in John Calipari's first season at UK. Cousins was named an NCAA Consensus Second Team All-American, including first-team recognition from the Associated Press, the 2010 Southeastern Conference Freshman of the Year by the league's coaches, and an All-SEC First Team (AP and coaches) selection.

While at UK, Cousins led the Wildcats to a No. 1 national ranking, an SEC regular-season championship and an SEC Tournament championship. He averaged 15.1 points and 9.9 rebounds and concluded freshman season with eighth-most rebounds in a single season in UK history with 375.

Following his one season in Lexington, Cousins was selected by the Sacramento Kings with the fifth overall pick in the 2010 NBA Draft. He's since gone on to a highly successful NBA career. He is a four-time NBA All-Star, was named to All-NBA Second Team in 2015 and 2016, and averaged double figures in all of his nine seasons in the league, including 20-plus points in five of them.

Family Returns Home for Alumni Weekend

Kentucky has held a number of alumni functions in recent seasons, including alumni games, Big Blue Madness and reunions for elite teams, but UK welcomed back any and everyone with ties to the program for an alumni weekend Oct. 18-19. Former players, coaches, staff members, managers and more were invited back.

Festivities included the Blue-White Game, tours of the practice facility Saturday morning, lunch, practice and a reception Saturday night. Approximately 90 former players, coaches and staff members -- plus their family and friends -- spanning eight different decades were in attendance.

Success Rate

The Wildcats received an NCAA award in the spring of 2019 for placing in the top 10% of all men's basketball teams in the country in the NCAA's annual Academic Progress Rate. UK scored a perfect 1,000. It's the fifth straight year the men's basketball team received the award and the sixth time since 2009.

The APR provides a real-time look at a team's academic success by the progress of each student-athlete on scholarship. The APR measures academic eligibility, retention and graduation. The scores are a four-year composite, covering the 2014-15 through 2017-18 school years.

Every Division I sports team across the nation calculates its APR each academic year, similar to a report card. Scholarship student-athletes each semester earn one point for remaining eligible and one point for staying in school or graduating.

UK has received a perfect 1,000 mark in each of the last six single-year APR rates.

The NCAA cut score to compete in the 2019-20 postseason is a 930 four-year APR. Teams scoring below 930 can face consequences intended to direct additional focus on academics. Those penalties can include practice restrictions and playing-season reductions.

Misc. Stats

Charges Drawn

- Nick Richards - 2
- Nate Sestina - 1

First Sub

- Tyrese Maxey - 2
- Keion Brooks Jr. - 1
- Johnny Juzang - 1
- EJ Montgomery
- Nick Richards - 1

Five-Second Violations

- Forced by Kentucky - 0
- Forced by Opponent - 0

10-Second Violations

- Forced by Kentucky - 0
- Forced by Opponent - 0

Shot-Clock Violations

- Forced by Kentucky - 7
- Forced by Opponent - 1

Tip-offs (including OT)

- Won by Kentucky - 3
- Won by Opponent - 2

Traditional 3-Point Plays

- Nate Sestina - 4
- Ashton Hagans - 3
- Tyrese Maxey - 2
- Immanuel Quickley - 2
- Nick Richards - 2

Traditional 4-Point Plays

Wins vs. Losses in 2019-20

Result	FG%	Opp. FG%	3-Pt. FG%	Opp 3-Pt. FG%	FT%	RPG	APG	TOPG	BPG	SPG	PPG	Opp PPG
Wins	.482	.351	.254	.254	.802	41.2	14.3	13.5	3.5	4.5	81.0	61.8
Losses	.370	.383	.235	.300	.800	35.0	6.0	13.0	2.0	6.0	64.0	67.0



KENTUCKY BY THE NUMBERS

Date	Opponent	Result	Points	Rebounds	Blocks	Steals	Assists
O. 27	GEORGETOWN COLLEGE (Exh.)	W, 80-53	Quickley - 16	Sestina - 10	Montgomery - 3 [^]	Hagans - 4 [^]	Hagans - 10 [^]
N. 1	KENTUCKY STATE (Exh.)	W, 83-51	Two tied - 15 [^]	Brooks Jr. - 9 [^]	Whitney - 3 [^]	Three tied - 3 [^]	Hagans - 9 [^]
N.5	#1/1 Michigan State ¹	W, 69-62	Maxey - 26 [^]	Sestina - 6	Montgomery - 2 [^]	Quickley - 2 [^]	Hagans - 3
N.8	EASTERN KENTUCKY	W, 91-49	Richards - 21 [^]	Sestina - 11 [^]	Richards - 4 [^]	Hagans - 3 [^]	Two tied - 5 [^]
N.12	EVANSVILLE	L, 67-64	Quickley - 16	Quickley - 9 [^]	Two tied - 1 [^]	Three tied - 2 [^]	Hagans - 3 [^]
N.18	UTAH VALLEY²	W, 82-74	Hagans - 26 [^]	Sestina - 12 [^]	Two tied - 1	Two tied - 1	Hagans - 6 [^]
N.22	MOUNT ST. MARY'S²	W, 82-62	Richards - 19 [^]	Hagans - 7 [^]	Richards - 3 [^]	Whitney - 2 [^]	Hagans - 7 [^]
N.24	LAMAR²						
N.29	UAB²						
D.7	FAIRLEIGH DICKINSON						
D. 14	GEORGIA TECH						
D.18	Utah ³						
D.21	Ohio State ⁴						
D.28	LOUISVILLE						
J. 4	MISSOURI*						
J. 7	at Georgia*						
J. 11	ALABAMA*						
J. 15	at South Carolina*						
J. 18	at Arkansas*						
J. 21	GEORGIA						
J. 25	at Texas Tech ⁵						
J. 29	VANDERBILT*						
F. 1	at Auburn*						
F. 4	MISSISSIPPI STATE*						
F. 8	at Tennessee*						
F. 11	at Vanderbilt*						
F. 15	OLE MISS*						
F. 18	at LSU*						
F. 22	FLORIDA*						
F. 25	at Texas A&M*						
F. 29	AUBURN*						
M. 3	TENNESSEE*						
M. 7	at Florida*						

	Times Led	Times Led	Times Led	Times Led	Times Led
	Richards - 2 Hagans - 1 Maxey - 1 Quickley - 1	Sestina - 3 Hagans - 1 Quickley - 1	Richards - 3 Hagans - 1 Maxey - 1 Montgomery - 1 Sestina - 1	Hagans - 3 Whitney - 2 Juzang - 1 Maxey - 1 Quickley - 1	Hagans - 5 Quickley - 1

All home games in **BOLD CAPS**; ExhibitionS in **BOLD ITALICS**
 *SEC game, ^ game high
 1 - Champions Classic (Madison Square Garden | New York)
 2 - BBN Showcase (Rupp Arena)
 3 - (T-Mobile Arena | Las Vegas)
 4 - CBS Sports Classic (T-Mobile Arena | Las Vegas)
 5 - BIG 12/SEC Challenge (Rupp Arena)
 6 - SEC Tournament (Bridgestone Arena | Nashville, Tenn.)

Comparing the Calipari Era

A look at the statistics throughout the John Calipari era following five games ...

Year	FG%	Opp. FG%	3-Pt. FG%	FT%	RPG	Assists	TOs.	Blocks	Steals	Points	PPG	Record
2019-20	.460	.357	.250	.801	40.0	63	67	16	24	388	77.6	4-1
2018-19	.495	.467	.342	.766	42.0	78	77	28	32	430	86.0	4-1
2017-18	.456	.376	.371	.627	41.2	76	80	32	30	355	71.0	4-1
2016-17	.476	.376	.305	.699	40.6	92	61	39	41	443	88.6	5-0
2015-16	.498	.376	.260	.298	41.8	69	67	30	38	399	79.8	5-0
2014-15	.467	.281	.303	.658	45.2	88	54	49	43	403	80.6	5-0
2013-14	.493	.364	.319	.651	49.2	70	59	36	28	448	89.6	4-1
2012-13	.558	.391	.462	.677	35.4	87	58	40	32	426	85.2	4-1
2011-12	.527	.300	.411	.684	44.8	78	75	53	38	418	83.6	5-0
2010-11	.455	.414	.379	.597	41.2	58	58	36	31	384	76.8	4-1
2009-10	.527	.359	.380	.667	43.8	76	97	43	32	414	82.8	5-0



MISCELLANEOUS STATS

Team Leaders

NO.	NAME	GAME LEADERS					GAMES WITH							
		PTS.	REBS.	BLKS.	ASSTS.	STLS.	10+ PTS	20+ PTS	10+REBS	3+ASSTS	3+BLKS	3+STLS	3+3S	DOUBLE-DOUBLE
0	Ashton Hagans	1 (3)	1 (2)	1 (2)	5 (31)	3 (20)	4 (17)	1 (2)	-	5 (34)	-	1 (11)	-	- (1)
1	Nate Sestina*	- (9)	3 (30)	1 (33)	-	- (12)	1 (41)	- (10)	2 (14)	1 (10)	- (5)	-	- (4)	1 (12)
2	Kahlil Whitney	-	-	-	-	2 (2)	1 (1)	-	-	-	-	-	-	-
3	Tyrese Maxey	1 (1)	-	1 (1)	-	1 (1)	4 (4)	1 (1)	-	3 (3)	-	-	1 (1)	-
4	Nick Richards	2 (3)	- (12)	3 (31)	-	-	3 (12)	2 (3)	2 (5)	-	2 (14)	-	-	2 (3)
5	Immanuel Quickley	1 (2)	1 (1)	-	1 (2)	1 (3)	4 (10)	-	-	1 (4)	-	- (1)	1 (3)	-
10	Johnny Juzang	-	-	-	-	1 (1)	-	-	-	-	-	-	-	-
11	Dontaie Allen	-	-	-	-	-	-	-	-	-	-	-	-	-
12	Keion Brooks Jr.	-	-	-	-	-	1 (1)	-	-	-	-	-	-	-
13	Riley Welch^	-	-	-	- (1)	-	-	-	-	- (2)	-	-	-	-
14	Brennan Canada	-	-	-	-	-	-	-	-	-	-	-	-	-
21	Zan Payne	-	-	-	-	-	-	-	-	-	-	-	-	-
23	EJ Montgomery	-	- (3)	1 (15)	-	- (6)	- (2)	-	- (2)	-	- (3)	- (1)	-	- (1)

Career total in (parentheses); *includes Bucknell career; ^includes UC Irvine career

Starting Lineups

Guard	Guard	G/F	Forward	Forward	Games	W-L
Hagans	Maxey	Whitney	Sestina	Richards	2	2-0
Hagans	Quickley	Whitney	Sestina	Richards	2	1-1
Hagans	Quickley	Whitney	Sestina	Montgomery	1	1-0

Starter	Games Started	Wins	Losses
Hagans	5	4	1
Sestina	5	4	1
Whitney	5	4	1
Richards	4	3	1
Quickley	3	2	1
Maxey	2	2	0
Montgomery	1	1	0

Streaks

Overall	Won 2
Unranked AP teams anywhere	Won 2
Ranked AP teams anywhere	Won 1
Home	Won 2
Home AP ranked teams	Won 1
Home AP unranked teams	Won 2
Home SEC	Won 4
Home nonconference	Won 2
Home AP ranked SEC	Won 1
Home AP unranked SEC	Won 11
Home AP ranked nonconference	Won 1
Home AP unranked nonconference	Won 2
Road	Won 1
Road AP ranked teams	Lost 1
Road AP unranked teams	Won 6
Road SEC	Won 1
Road nonconference	Won 2
Road AP ranked SEC	Lost 1
Road AP unranked SEC	Won 6
Road AP ranked nonconference	Won 1
Road AP unranked nonconference	Won 1
Neutral	Won 1
Neutral AP ranked teams	Won 1
Neutral AP unranked teams	Won 2
Neutral SEC	Lost 2
Neutral nonconference	Won 4
Neutral AP ranked SEC	Lost 2
Neutral AP unranked SEC	Won 12
Neutral AP ranked nonconference	Won 4
Neutral AP unranked nonconference	Won 1

Win-Loss Margins

Margin	Games Won	Games Lost
1		
2		
3		1
4		
5		
6		
7	1	
8	1	
9		
10		
11		
12		
13		
14		
15		
16		
17		
18		
19		
20	1	
21		
22		
23		
24		
25+	1	

Active Consecutive Made Starts		
Ashton Hagans	34	
Nate Sestina	5	
Kahlil Whitney	5	
Nick Richards	4	
Tyrese Maxey	2	
Active Consecutive Made Free Throws		
Ashton Hagans	19	
Nate Sestina	17	
Immanuel Quickley	15	
Johnny Juzang	4	
Tyrese Maxey	2	
Nick Richards	2	
Kahlil Whitney	1	
Active Consecutive Games with a 3-Pointer		
Immanuel Quickley	6	
Tyrese Maxey	3	
EJ Montgomery	1	
Kahlil Whitney	1	

Dunk Tracker

Player	Dunks in 2019-20	Dunks in Career
Nick Richards	10	62
EJ Montgomery		18
Ashton Hagans	1	4
Keion Brooks Jr.	4	4
Kahlil Whitney	4	4
Tyrese Maxey	1	1
Immanuel Quickley		1
Nate Sestina	1	1 (UK career only)

Fast Facts

Shooting Percentage	.460
Avg. Assists Per Game	12.6
Points Off Turnovers	15.4
Second-Chance Points	6.8
Points in the Paint	36.4
Fast Break Points	21.2
Bench Points	21.6
Points Per Possession	105.1
Avg. Time of Possession	16.6

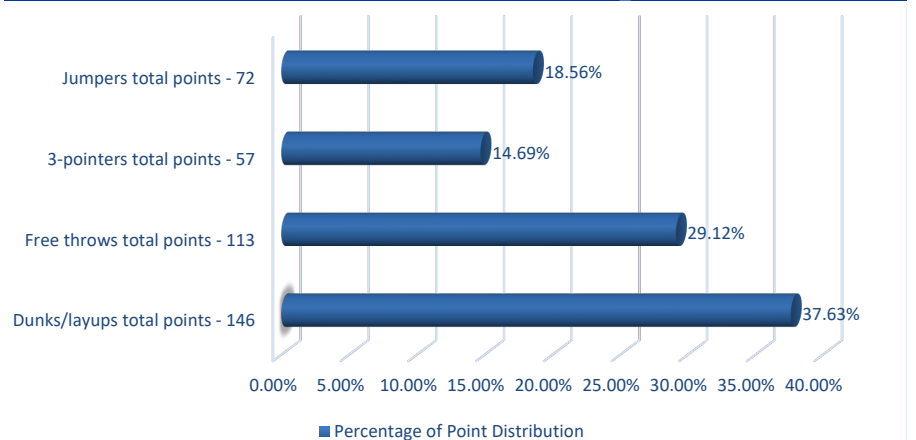
First Points of the Game

Player	Dunk/Layup	Jumper	3PT	FT
Hagans	1			
Quickley	1			1
Richards	1			
Whitney	1			

Kentucky's Record When ...

KENTUCKY RECORD	ALL	SEC	KENTUCKY RECORD	ALL	SEC
Leading at halftime:	4-0	0-0	On CBS:	0-0	0-0
Tied at the half:	0-0	0-0	On TBS:	0-0	0-0
Trailing at halftime:	0-1	0-0	On ESPN/ESPN2/ESPNU:	2-0	0-0
Shoot 50% or better:	2-0	0-0	On FOX:	0-0	0-0
Shoot less than 50%:	2-1	0-0	On SEC Network/(+):	2-1	0-0
Shoot higher % than opp.:	3-0	0-0	vs. SEC at home:	0-0	0-0
Shoot lower % than opp.:	1-1	0-0	vs. SEC on road:	0-0	0-0
Opp. shoot worse than 50%:	4-1	0-0	Games vs. AP ranked opp.:	1-0	0-0
Opp. shoot 50% or higher:	0-0	0-0	Games following a loss:	1-0	0-0
Score less than 60 points:	0-0	0-0	Games following a win:	2-1	0-0
Score 60-69 points:	1-1	0-0	More points in the paint:	3-1	0-0
Score 70-79 points:	0-0	0-0	Fewer/Same points in the paint:	1-0	0-0
Score 80-89 points:	2-0	0-0	More bench points than opp.:	1-0	0-0
Score 90-99 points:	1-0	0-0	Fewer or same bench pts.:	3-1	0-0
Score 100+ points:	0-0	0-0	More 2nd-chance points:	2-1	0-0
Opp. score less than 60 pts.:	1-0	0-0	Fewer or same 2nd-chance pts.:	2-0	0-0
Opp. score 60-69 pts.:	2-1	0-0	More or same points off TOs:	3-0	0-0
Opp. score 70-79 pts.:	1-0	0-0	Fewer points off TOs:	1-1	0-0
Opp. score 80-89 points:	0-0	0-0	On Monday:	1-0	0-0
Opp. score 90-99 points:	0-0	0-0	On Tuesday:	1-1	0-0
Opp. score 100+ points:	0-0	0-0	On Wednesday:	0-0	0-0
Outrebounded opponent:	3-0	0-0	On Thursday:	0-0	0-0
Outrebounded by opponent:	0-1	0-0	On Friday:	2-0	0-0
Equal number of rebounds:	1-0	0-0	On Saturday:	0-0	0-0
Fewer turnovers than opp.:	2-1	0-0	On Sunday:	0-0	0-0
Same turnovers as opp.:	0-0	0-0	In November:	4-1	0-0
More turnovers than opp.:	2-0	0-0	In December:	0-0	0-0
Make 8 or more 3-pointers:	0-0	0-0	In January:	0-0	0-0
Make 7 or fewer 3-pointers:	4-1	0-0	In February:	0-0	0-0
Games decided by 5 or fewer:	0-1	0-0	In March:	0-0	0-0
Overtime games:	0-0	0-0	In April:	0-0	0-0

How the Cats are Scoring



THE LAST TIME UK ...

INDIVIDUALS

SCORING

Scored 25 points: Ashton Hagans (26) vs. Utah Valley, 11/18/19
Scored 30 points: Shai Gilgeous-Alexander (30) vs. Vanderbilt, 1/30/18
Scored 35 points: De'Aaron Fox (39) vs. UCLA, 3/24/17
Scored 40 points: Malik Monk (47) vs. North Carolina, 12/17/16
Scored 45 points: Malik Monk (47) vs. North Carolina, 12/17/16
Scored 50 points: Jodie Meeks (54) at Tennessee, 1/13/09
Scored 55 points: Never
Two players had 20 points: Ashton Hagans (26), Nick Richards (21), vs. Utah Valley, 11/18/19
Three players had 20 points: DeMarcus Cousins (27)/John Wall (21)/Patrick Patterson (20) vs. Sam Houston State, 11/19/09
Two players had 30 points: Patrick Patterson (33) and Jodie Meeks (32) vs. Tennessee State, 12/22/08
Scored 20 points in two straight games: PJ Washington (4) 2/5/19 - 2/16/19
Scored 20 points in three straight games: PJ Washington (4) 2/5/19 - 2/16/19
Scored 20 points in four straight games: PJ Washington (4) 2/5/19 - 2/16/19
Scored 20 points in five straight games: Jamal Murray (12) 2/2/16 - 3/12/16
Scored 20 points in six straight games: Jamal Murray (12) 2/2/16 - 3/12/16
Scored 20 points in seven straight games: Jamal Murray (12) 2/2/16 - 3/12/16
Scored 20 points in eight straight games: Jamal Murray (12) 2/2/16 - 3/12/16
Scored 20 points in nine straight games: Jamal Murray (12) 2/2/16 - 3/12/16
Scored 20 points in 10 straight games: Jamal Murray (12) 2/2/16 - 3/12/16
Scored 20 points in 11 straight games: Jamal Murray (12) 2/2/16 - 3/12/16
Scored 20 points in 12 straight games: Jamal Murray (12) 2/2/16 - 3/12/16
Scored 20 points in 15 straight games: Dan Issel (18) 12/1/69 - 2/7/70
Scored 25 points in three straight games: Tayshaun Prince (3) 3/11/01-3/17/01
Scored 30 points in two straight games: Jodie Meeks vs. Appalachian State (46) 12/20/08; vs. Tennessee State (32) 12/22/08
Scored 30 points in three straight games: Dan Issel (6) 2/14/70 - 3/2/70
Scored in double figures in 10 straight games: PJ Washington (12) 1/15/19-2/23/19
Scored in double figures in 15 straight games: Malik Monk (30) 11/11/16-2/28/17
Scored in double figures in 20 straight games: Malik Monk (30) 11/11/16-2/28/17
Scored in double figures in 25 straight games: Malik Monk (30) 11/11/16-2/28/17
Scored in double figures in 30 straight games: Malik Monk (30) 11/11/16-2/28/17
Scored in double figures in 33 straight games: Jamal Murray (34) 11/17/15 - 3/19/16
Scored in double figures in 34 straight games: Jamal Murray (34) 11/17/15 - 3/19/16
Scored in double figures in 35 straight games: Kenny Walker (36) 11/14/85 - 3/22/86
Five players scored in double figures: PJ Washington (16), Keldon Johnson (15), Reid Travis (11), Tyler Herro (10), Ashton Hagans (10) vs. Tennessee, 3/16/19
Six players scored in double figures: Nick Richards (21), Immanuel Quickley (16), Nate Sestina (12), Keion Brooks Jr. (11), Ashton Hagans (11), Kahlil Whitney (11) vs. Eastern Kentucky, 11/8/19
Seven players scored in double figures: Randolph Morris (17), Kelenna Azubuike (15), Patrick Sparks (14), Chuck Hayes (12), Rajon Rondo (11), Ravi Moss (10) and Ramel Bradley (10) vs. Mississippi State 2/19/05,
Four players with 15 or more points: Kevin Knox (22), Quade Green (18), Shai Gilgeous-Alexander (17), Wenyen Gabriel (15) vs. Ole Miss, 2/28/18

DOUBLE-DOUBLES

Double-double: Nick Richards (21 points, 10 rebounds) vs. Utah Valley, 11/18/19
Triple-double: Isaiah Briscoe (19 points, 11 rebounds, 10 assists) at Ole Miss, 12/29/16

20-10 (rebs) game: Nick Richards (21 points, 10 rebounds) vs. Utah Valley, 11/18/19
20-10 (assts) game: De'Aaron Fox (24 points, 10 assists) vs. North Carolina, 12/17/16
20-15 game: Nick Richards (25 points, 15 rebounds) vs. Fort Wayne, 11/22/17
30-10 game: Tayshaun Prince (33 points, 11 rebounds) vs. Tennessee State, 12/22/98
Back-to-back 20-10 games: PJ Washington (20 p, 13 r) vs. Kansas, 1/26/19; (26 p, 12 r) at Vanderbilt, 1/29/19
Three straight 20-10 games: Julius Randle (3) 11/8/13 - 11/12/13
Double-double in points and rebs.: Nick Richards (21 points, 10 rebounds) vs. Utah Valley, 11/18/19
Double-double in points and assists: Ashton Hagans (10 points, 12 assists) vs. Tennessee, 3/16/19
Double-double in points and blocks: Never
Double-double in points and steals: Never
Double-double in two consecutive games: PJ Washington (20 p, 13 r) vs. Kansas, 1/26/19; (26 p, 12 r) at Vanderbilt, 1/29/19; (15 p, 12 r) at Florida, 2/2/19
Double-double in three consecutive games: PJ Washington (20 p, 13 r) vs. Kansas, 1/26/19; (26 p, 12 r) at Vanderbilt, 1/29/19; (15 p, 12 r) at Florida, 2/2/19
Double-double in four consecutive games: Julius Randle (19 p, 15 r) vs. Kansas State, 3/21/14; (13 p, 10 r), vs. Wichita State, 3/23/14; (15 p, 12 r), vs. Louisville, 3/28/14; (16 p, 11 r), vs. Michigan, 3/30/14
Double-double in five consecutive games: Julius Randle (14 p, 10 r) at Arkansas, (2/27/14); (10 p, 15 r) at South Carolina (3/1/14); (12 p, 11 r) vs. Alabama, (3/4/14); (16 p, 10 r) at Florida, (3/8/14); (17 p, 16 r) vs. LSU, (3/14/14); (12 p, 11 r) vs. Georgia, (3/15/14)
Double-double in six consecutive games: Julius Randle (14 p, 10 r) at Arkansas, (2/27/14); (10 p, 15 r) at South Carolina (3/1/14); (12 p, 11 r) vs. Alabama, (3/4/14); (16 p, 10 r) at Florida, (3/8/14); (17 p, 16 r) vs. LSU, (3/14/14); (12 p, 11 r) vs. Georgia, (3/15/14)
Double-double in seven consecutive games: Julius Randle (7) 11/18/13-11/27/13
Double-double in 10 consecutive games: Jim Andrews, 1972-73 season
Two players record double-doubles: Nick Richards (21 points, 10 rebounds), Nate Sestina (12 points, 11 rebounds) vs. Eastern Kentucky, 11/8/19
Three players record double-doubles: PJ Washington (20 points, 13 rebounds), Reid Travis (18 points, 12 rebounds), Keldon Johnson (15 points, 10 rebounds) vs. Kansas, 1/26/19
Four players record double-doubles: Jack Givens (30 pts, 13 rebs)/Kyle Macy (16 pts, 10 assts)/Mike Phillips (22 pts, 18 rebs)/Rick Robey (23 pts, 13 rebs) vs. Southern Methodist, 11/26/77
Five players record double-doubles: Never

FIELD GOALS

Made 12 FG in a game: Shai Gilgeous-Alexander (12) vs. Vanderbilt, 1/30/18
Made 15 FG in a game: Malik Monk (18) vs. North Carolina, 12/17/16
Made 16 FG in a game: Malik Monk (18) vs. North Carolina, 12/17/16
Made 17 FG in a game: Malik Monk (18) vs. North Carolina, 12/17/16
Made 18 FG in a game: Malik Monk (18) vs. North Carolina, 12/17/16
Made 19 FG in a game: Dan Issel (19) vs. Alabama, 2/23/70
Made 20 FG in a game: Dan Issel (23) vs. Ole Miss, 2/7/70
Made 21 FG in a game: Dan Issel (23) vs. Ole Miss, 2/7/70
Made 22 FG in a game: Dan Issel (23) vs. Ole Miss, 2/7/70
Made 23 FG in a game: Dan Issel (23) vs. Ole Miss, 2/7/70
Made 24 FG in a game: Never
Attempted 17 FG in a game: PJ Washington (18) vs. Auburn, 3/31/19
Attempted 18 FG in a game: PJ Washington (18) vs. Auburn, 3/31/19
Attempted 19 FG in a game: Shai Gilgeous-Alexander (19) vs. Vanderbilt, 1/30/18
Attempted 20 FG in a game: De'Aaron Fox (20) vs. UCLA, 3/24/17
Attempted 25 FG in a game: Malik Monk (28) vs. North Carolina, 12/17/16

3-POINTERS

Made 5 3-pointers in a game: Tyler Herro (5) vs. Arkansas, 2/26/19
Made 6 3-pointers in a game: Keldon Johnson (6) vs. Utah, 12/15/18

Made 7 3-pointers in a game: Wenyen Gabriel (7) vs. Alabama, 3/10/18
Made 8 3-pointers in a game: Malik Monk (8) vs. North Carolina, 12/17/16
Made 9 3-pointers in a game: Jodie Meeks (10) at Tennessee, 1/13/09
Made 10 3-pointers in a game: Jodie Meeks (10) at Tennessee, 1/13/09
Made 11 3-pointers in a game: Never
Attempted 10 3-pointers in a game: Malik Monk (11) vs. Georgia, 1/31/17
Attempted 15 3-pointers in a game: Jodie Meeks (15) at Tennessee, 1/13/09
Attempted 16 3-pointers in a game: Derrick Miller (16) vs. LSU 2/15/90
Attempted 17 3-pointers in a game: Derrick Miller (19) vs. Kansas 12/6/89
Attempted 18 3-pointers in a game: Derrick Miller (19) vs. Kansas 12/6/89
Attempted 19 3-pointers in a game: Derrick Miller (19) vs. Kansas 12/6/89
Attempted 20 3-pointers in a game: Never
Made a 3-pointer in 10 straight games: Kevin Knox (10), 2/10/18-3/11/18
Made a 3-pointer in 15 straight games: Jamal Murray (36), 11/13/15 - 3/19/16, Derek Willis (17), 1/12/16 - 3/17/16
Made a 3-pointer in 20 straight games: Jamal Murray (36), 11/13/15 - 3/19/16
Made a 3-pointer in 30 straight games: Jamal Murray (36), 11/13/15 - 3/19/16
Made two 3-pointers in 10 straight games: Kevin Knox (11), 2/10/16 - 3/11/18
Made three 3-pointers in 10 straight games: Gerald Fitch (20) 1/14/03 - 3/23/03
Made three 3-pointers in 15 straight games: Gerald Fitch (20) 1/14/03 - 3/23/03
Made three 3-pointers in 20 straight games: Gerald Fitch (20) 1/14/03 - 3/23/03
Made three 3-pointers in 25 straight games: Keith Bogans (29) 3/14/02 - 2/26/03

FREE THROWS

Made 8 FT in a game: Ashton Hagans (12) vs. Utah Valley, 11/18/19
Made 9 FT in a game: Ashton Hagans (12) vs. Utah Valley, 11/18/19
Made 10 FT in a game: Ashton Hagans (12) vs. Utah Valley, 11/18/19
Made 11 FT in a game: Ashton Hagans (12) vs. Utah Valley, 11/18/19
Made 12 FT in a game: Ashton Hagans (12) vs. Utah Valley, 11/18/19
Made 13 FT in a game: Keldon Johnson (13) vs. Tennessee State, 11/23/18
Made 14 FT in a game: Tyler Ulis (14) at Arkansas, 1/21/16
Made 15 FT in a game: Rodrick Rhodes (16) vs. Ole Miss, 1/18/95
Made 16 FT in a game: Rodrick Rhodes (16) vs. Ole Miss, 1/18/95
Made 17 FT in a game: Dwight Anderson (18) vs. Mississippi State, 2/12/79
Made 18 FT in a game: Dwight Anderson (18) vs. Mississippi State, 2/12/79
Made 18 FT in a game: Never
Attempted 10 FT in a game: Ashton Hagans (12) vs. Utah Valley, 11/18/19
Attempted 15 FT in a game: Keldon Johnson (18), vs. Tennessee State, 11/23/18
Attempted 20 FT in a game: PJ Washington (20) vs. Kansas State, 3/22/18
Attempted 25 FT in a game: Never
Made 20 Straight FT: Tyler Herro (38), 2/16/19 - 3/29/19
Made 30 Straight FT: Tyler Herro (38), 2/16/19 - 3/29/19

REBOUNDS

15 Rebs: Nick Richards (15) vs. Arkansas, 2/26/19
16 Rebs: Keldon Johnson (17) vs. Auburn, 2/23/19
17 Rebs: Keldon Johnson (17) vs. Auburn, 2/23/19
18 Rebs: PJ Washington (18) vs. VMI, 11/18/18
19 Rebs: Nick Richards (19) vs. Southern Illinois, 11/9/18
20 Rebs: Jared Prickett (20) vs. Arkansas, 2/9/94
25 Rebs: Mike Phillips (28) vs. Tennessee, 1/10/76
30 Rebs: Cotton Nash (30) vs. Ole Miss, 2/8/64
34 Rebs: Bob Burrow (34) vs. Temple, 12/10/55
35 Rebs: Never
10+ Rebs in three consecutive games: PJ Washington (3), 1/26/19 - 2/2/19
10+ Rebs in four consecutive games: Julius Randle (4),



THE LAST TIME UK ...

3/21/14 - 3/30/14

10+ Rebs in five consecutive games: Julius Randle (10), 2/12/14 - 3/15/14

10+ Rebs in six consecutive games: Julius Randle (10), 2/12/14 - 3/15/14

10+ Rebs in seven consecutive games: Julius Randle (10), 2/12/14 - 3/15/14

10+ rebs in eight consecutive games: Julius Randle (10), 2/12/14 - 3/15/14

10+ rebs in nine consecutive games: Julius Randle (10), 2/12/14 - 3/15/14

10+ rebs in 10 consecutive games: Julius Randle (10), 2/12/14 - 3/15/14

Two players had 10 rebounds: Nate Sestina (12), Nick Richards (10) vs. Utah Valley, 11/18/19

Three players had 10 rebounds: PJ Washington (13), Reid Travis (12), Keldon Johnson (10) vs. Kansas, 1/26/19

ASSISTS

6 assists: Ashton Hagans (7), Tyrese Maxey (6) vs. Mount St. Mary's, 11/22/19

7 assists: Ashton Hagans (7) vs. Mount St. Mary's, 11/22/19

8 assists: Ashton Hagans (12) vs. Tennessee, 3/16/19

9 assists: Ashton Hagans (12) vs. Tennessee, 3/16/19

10 assists: Ashton Hagans (12) vs. Tennessee, 3/16/19

11 assists: Ashton Hagans (12) vs. Tennessee, 3/16/19

12 assists: Ashton Hagans (12) vs. Tennessee, 3/16/19

13 assists: Tyler Ulis (14) vs. LSU, 3/5/16

14 assists: Tyler Ulis (14) vs. LSU, 3/5/16

15 assists: John Wall (16) vs. Hartford, 12/29/09

16 assists: John Wall (16) vs. Hartford, 12/29/09

16 assists: Never

5+ assists in four consecutive games: Ashton Hagans (4), 1/19/19 - 1/29/19

8+ assists in two consecutive games: Ashton Hagans (3), 1/22/19 - 1/29/19

BLOCKS

4 blocks: Nick Richards (4) vs. Eastern Kentucky, 11/8/19

5 blocks: Nick Richards (5) vs. Kansas, 1/26/19

6 blocks: Skal Labissiere (6) vs. Stony Brook, 3/17/16

7 blocks: Karl-Anthony Towns (7) vs. Vanderbilt, 1/20/15

8 blocks: Willie Cauley-Stein (9) vs. Boise State, 12/10/13

9 blocks: Willie Cauley-Stein (9) vs. Boise State, 12/10/13

10 blocks: Nerlens Noel (12) at Ole Miss, 1/29/13

11 blocks: Nerlens Noel (12) at Ole Miss, 1/29/13

12 blocks: Nerlens Noel (12) at Ole Miss, 1/29/13

13 blocks: Never

STEALS

4 steals: Ashton Hagans (4) at Georgia, 1/15/19

5 steals: Ashton Hagans (5) vs. Texas A&M, 1/8/19

6 steals: Ashton Hagans (8) vs. North Carolina, 12/22/18

7 steals: Ashton Hagans (8) vs. North Carolina, 12/22/18

8 steals: Ashton Hagans (8) vs. North Carolina, 12/22/18

9 steals: Never

3+ steals in five consecutive games: Ashton Hagans (7) 12/22/18 - 1/19/19

3+ steals in 10 consecutive games: Never

MINUTES

Played every minute: PJ Washington (40) vs. Kansas State, 3/22/18

Played 40+ minutes: Reid Travis (44) vs. Auburn, 3/31/19

Played more than 50 minutes: Patrick Patterson (50) vs. Vanderbilt, 1/12/08

FOULS

Fouled out: Nick Richards vs. Michigan State, 11/5/19

Two players fouled out: Jarred Vanderbilt, Wenyen Gabriel, at Texas A&M, 2/10/18

Three players fouled out: Hamidou Diallo, Wenyen Gabriel, Nick Richards at South Carolina, 1/16/18

Four players fouled out: Skal Labissiere, Marcus Lee, Alex Poythress, Derek Willis at Kansas, 1/30/16

Technical foul: Kentucky bench, vs. Tennessee, 3/16/19

TEAM

WINS/LOSSES

Won 10 straight games: 10, 1/8/19 - 2/9/19

Won 20 straight games: 38, 11/14/14 - 3/28/15

Won 30 straight games: 38, 11/14/14 - 3/28/15

Won 40 straight games: Never

Lost consecutive games: 4, 2/3/18 - 2/14/18

Lost three straight games: 4, 2/3/18 - 2/14/18

Lost four straight games: 4, 2/3/18 - 2/14/18

Lost five straight games: 5, 12/23/89 - 1/6/90

Lost 10 straight games: Never

STARTS

Started four freshmen: EJ Montgomery, Keldon Johnson, Ashton Hagans, Tyler Herro vs. Auburn, 3/31/19

Started five freshmen: Hamidou Diallo, Shai Gilgeous-Alexander, Kevin Knox, Nick Richards, PJ Washington vs. Kansas State, 3/22/18

SCORING

Scored 90 or more points: 91 vs. Eastern Kentucky, 11/8/19 (W, 91-49)

Scored 90 or more points (SEC game): 96 vs. Ole Miss, 2/28/18 (W, 96-78)

Scored 100 or more points: 107 vs. UIC, 11/26/17 (W, 107-73)

Scored 100 or more points (SEC game): 100 vs. Texas A&M, 1/3/17 (W, 100-58)

Scored 110 or more points: 115 vs. Arizona State, 11/28/16 (W, 115-69)

Scored 110 or more points (SEC game): 110 vs. Auburn, 2/21/15 (W, 110-75)

Scored 120 or more points: 120 vs. Vanderbilt, 2/7/96 (W, 120-81)

Scored 120 or more points (SEC game): 120 vs. Vanderbilt, 2/7/96 (W, 120-81)

Scored 130 or more points: 143 vs. Georgia, 2/27/56 (W, 143-66)

Scored 140 or more points: 143 vs. Georgia, 2/27/56 (W, 143-66)

Scored 150 or more points: Never

Scored less than 50 points: 48 vs. Vanderbilt, 3/15/13 (L, 64-48)

Scored 100 points in two consecutive games: vs. Cleveland State (11/23/16), vs. UT Martin (11/25/16), vs. Arizona State (11/28/16)

Scored 100 Points in three consecutive games: vs. Cleveland State (11/23/16), vs. UT Martin (11/25/16), vs. Arizona State (11/28/16)

Scored 100 points in consecutive SEC games: 2/27/56-3/3/56

SHOOTING PERCENTAGES

Shot 70% from the field: .722 vs. Mississippi St., 2/15/86

Shot 65% from the field: .667 vs. UIC, 11/26/17

Shot 30% or less from the field: .281 at Texas A&M (1/10/15)

Allowed 50% shooting: .544 vs. Duke, 11/6/18

Allowed 60% shooting: .640 by Florida, 3/4/07

Allowed 30% or less shooting: .250 by ECU, 11/8/19 (16-64)

Allowed 20% or less shooting: .197 by Montana State, 11/23/14 (12-61)

FREE THROWS

Shot 90% or better from FT line: 91.2 (31-34) vs. Utah Valley, 11/18/19

Shot 100% from FT Line: 11-11 vs. Florida, 2/7/12

Shot 50% or less from FT line: .471 (8-17) at Texas A&M, 2/10/18

Attempted 40 FT: vs. Tennessee State (41), 11/23/18

Attempted five or less FT: vs. South Carolina (4) 1/21/06

Made 30 FT: 31 vs. Utah Valley, 11/18/19 (31-34)

3-POINTERS

Hit 0 3-pointers: 0 vs. Davidson, 3/15/18 (0-6)

Hit 10 3-pointers: 11 vs. Auburn, 2/23/19 (11-24)

Hit 11 3-pointers: 11 vs. Auburn, 2/23/19 (11-24)

Hit 12 3-pointers: 12 vs. Utah, 12/15/18 (12-21)

Hit 13 3-pointers: 13 vs. Texas A&M, 1/3/17 (13-25)

Hit 14 3-pointers: 15 vs. Georgia, 3/1/12 (15-27)

Hit 15 3-pointers: 15 vs. Georgia, 3/1/12 (15-27)

Hit 16 3-pointers: 16 vs. UNC-Asheville, 12/23/96 (16-33)

Hit 17 3-pointers: 20 vs. LSU, 3/4/95 (20-35)

Hit 18 3-pointers: 20 vs. LSU, 3/4/95 (20-35)

Hit 19 3-pointers: 20 vs. LSU, 3/4/95 (20-35)

Hit 20 3-pointers: 20 vs. LSU, 3/4/95 (20-35)

Hit 21 3-pointers: 21 vs. North Carolina, 12/27/89 (21-48)

Hit 22 3-pointers: Never

SCORING MARGINS

Won game by 50 points or more: 58 vs. Montana State (W, 86-28) 11/23/14

Won game by 60 points or more: 62 vs. Vanderbilt (W, 106-44) 3/5/03

Won game by 70 points or more: 74 vs. Tennessee-Martin (W, 124-50) 11/26/94

Lost game by 30 points or more: 34 vs. Duke (L, 118-84) 11/6/18

Lost game by 40 points or more: 41 at Vanderbilt (L, 93-52) 2/12/08

Lost game by 50 points or more: 55 at Kansas (L, 150-95) 12/9/89

Lost game by 60 points or more: 70 vs. Central (L, 87-17) 1/28/1910

Lost game by 70 points or more: 70 vs. Central (L, 87-17) 1/28/1910

Game decided by one point: vs. Seton Hall, 12/8/18 (L, 84-83 OT)

Game decided by two points: vs. LSU, 2/11/19 (L, 73-71)

Game decided by three points: vs. Evansville, 11/12/19 (L, 67-64)

Two consecutive games decided by one point: vs. North Carolina (W, 73-72) 12/3/11 and at Indiana (L, 73-72) 12/10/11

Three consecutive games decided by one point: Never

Two consecutive games decided by two points: at Ole Miss (L, 71-69) 2/1/11 and Florida (L, 70-68) 2/5/11

Came back from 10-point deficit for win: W, 70-66 vs. Arkansas (2/26/19); Trailed by 15 at 45-30 (18:22 in 2nd)

Came back from 11-point deficit for win: W, 70-66 vs. Arkansas (2/26/19); Trailed by 15 at 45-30 (18:22 in 2nd)

Came back from 12-point deficit for win: W, 70-66 vs. Arkansas (2/26/19); Trailed by 15 at 45-30 (18:22 in 2nd)

Came back from 13-point deficit for win: W, 70-66 vs. Arkansas (2/26/19); Trailed by 15 at 45-30 (18:22 in 2nd)

Came back from 14-point deficit for win: W, 70-66 vs. Arkansas (2/26/19); Trailed by 15 at 45-30 (18:22 in 2nd)

Came back from 15-point deficit for win: W, 70-66 vs. Arkansas (2/26/19); Trailed by 15 at 45-30 (18:22 in 2nd)

Came back from 16-point deficit for win: W, 83-76 at West Virginia (1/27/18); Trailed by 17 at 40-23 (18:57 in 2nd))

Came back from 17-point deficit for win: W, 83-76 at West Virginia (1/27/18); Trailed by 17 at 40-23 (18:57 in 2nd)

Came back from 18-point deficit for win: W, 73-67 vs. Vanderbilt (2/28/17); Trailed by 19 at 25-6 (8:03 in 1st)

Came back from 19-point deficit for win: W, 73-67 vs. Vanderbilt (2/28/17); Trailed by 19 at 25-6 (8:03 in 1st)

Came back from 20-point deficit for win: W, 82-79 at Vanderbilt (2/22/97); Trailed by 22 at 40-18 (3:51 in 1st)

Came back from 30-point deficit for win: W, 99-95 at LSU (2/15/94); Trailed by 31 at 68-37 (15:34 in 2nd)

Came back from 31-point deficit for win: W, 99-95 at LSU (2/15/94); Trailed by 31 at 68-37 (15:34 in 2nd)

REBOUNDS

Pulled down 50 rebounds: 54 (12-42) vs. ECU, 11/8/19

Pulled down 55 rebounds: 59 (20-39) vs. Arizona State, 11/28/16

Pulled down 60 rebounds: 62 (19-43) vs. Morehead State, 12/16/96

OVERTIME GAMES

Played an overtime game: vs. Auburn, 3/31/19 (L, 77-71 OT)

Won an overtime game: vs. Vanderbilt, 1/30/18 (W, 83-81 OT)

Lost an overtime game: vs. Auburn, 3/31/19 (L, 77-71 OT)

Played an SEC overtime game: vs. Vanderbilt, 1/30/18 (W, 83-81 OT)

Won an SEC overtime game: vs. Vanderbilt, 1/30/18 (W, 83-81 OT)

Lost an SEC overtime game: at Texas A&M, 2/20/16 (L, 79-77 OT)

Played an overtime game in SEC Tournament: vs. Texas A&M, 3/13/16 (W, 82-77 OT)

Won an overtime game in SEC Tournament: vs. Texas A&M, 3/13/16 (W, 82-77 OT)

Played an overtime game in NCAA Tournament: vs. Auburn, 3/31/19 (L, 77-71 OT)

Won an overtime game in NCAA Tournament: vs. St. Bonaventure, 3/16/00 (W, 85-80 2OT)

Lost an overtime game in NCAA Tournament: vs. Auburn, 3/31/19 (L, 77-71 OT)

Played two overtimes: at Texas A&M, 1/10/15 (W, 70-64 2OT)

Played three overtimes: vs. Temple 12/7/57 (W, 85-83)

Played four overtimes: Never played four overtime game

Played consecutive games that went to overtime: 1/6/15 vs. Ole Miss (W, 89-86) and 1/10/15 at Texas A&M (70-64)



THE LAST TIME A UK OPPONENT ...

INDIVIDUALS

SCORING

Scored 25 points: Jared Harper (26), Auburn, 3/31/19
Scored 30 points: Bubba Parham (35), VMI, 11/21/18
Scored 35 points: Bubba Parham (35), VMI, 11/21/18
Scored 40 points: Elston Turner (40), Texas A&M, 1/12/13
Scored 45 points: David Robinson (45), Navy, 1/25/87
Scored 50 points: Austin Carr (50), Notre Dame, 12/29/79
Scored 60 points: Pete Maravich (64), LSU, 2/21/70
Scored 65 points: Never
Two players had 20 points: Jared Harper (26), Bryce Brown (24), Auburn, 3/31/19
Three players had 20 points: R.J. Barrett, Zion Williamson, Cam Reddish, Duke, 11/6/18
Two players had 30 points: Ronnie Henderson (36) and Claren Ceasar (32), LSU, 2/15/94
Five players scored in double figures: Alabama, 1/5/19

FIELD GOALS

Made 15 FG in a game: David Robinson (17), Navy, 1/25/87
Made 16 FG in a game: David Robinson (17), Navy, 1/25/87
Made 17 FG in a game: David Robinson (17), Navy, 1/25/87
Made 18 FG in a game: Steve Downing (19), Indiana, 12/11/71
Made 19 FG in a game: Steve Downing (19), Indiana, 12/11/71
Made 20 FG in a game: Johnny Neumann (20), Ole Miss, 1/2/71
Made 21 FG in a game: Austin Carr (21), Notre Dame, 12/29/70
Made 22 FG in a game: Austin Carr (22), Notre Dame, 3/12/70
Made 23 FG in a game: Pete Maravich (23), LSU, 2/21/70
Made 24 FG in a game: Never
Attempted 17 FG in a game: TJ Washington (18), Utah Valley, 11/18/19
Attempted 18 FG in a game: TJ Washington (18), Utah Valley, 11/18/19
Attempted 19 FG in a game: Bubba Parham (20), VMI, 11/28/18
Attempted 20 FG in a game: Bubba Parham (20), VMI, 11/28/18
Attempted 25 FG in a game: R.J. Barrett (26), Duke, 11/6/18
Attempted 30 FG in a game: Freeman Williams (40), Portland State, 12/16/17
Attempted 35 FG in a game: Freeman Williams (40), Portland State, 12/16/17
Attempted 40 FG in a game: Freeman Williams (40), Portland State, 12/16/17
Attempted 45 FG in a game: Johnny Neumann (50), Ole Miss, 1/2/71
Attempted 50 FG in a game: Johnny Neumann (50), Ole Miss, 1/2/71
Attempted 53 FG in a game: Pete Maravich (53), LSU, 2/22/69
Attempted 54 FG in a game: Never

3-POINTERS

Made 5 3-pointers in a game: TJ Washington (5), Utah Valley, 11/18/19
Made 6 3-pointers in a game: Armoni Brooks (6), Houston, 3/29/19
Made 7 3-pointers in a game: Bubba Parham (10), VMI, 11/18/18
Made 8 3-pointers in a game: Bubba Parham (10), VMI, 11/18/18
Made 9 3-pointers in a game: Bubba Parham (10), VMI, 11/18/18
Made 10 3-pointers in a game: Bubba Parham (10), VMI, 11/18/18
Made 11 3-pointers in a game: Corey Allmond (11), Sam Houston State, 11/19/2009
Made 12 3-pointers in a game: Never
Attempted 10 3-pointers in a game: TJ Washington (12), Utah Valley, 11/18/19
Attempted 15 3-pointers in a game: Bubba Parham (16), VMI, 11/18/18
Attempted 16 3-pointers in a game: Bubba Parham (16), VMI, 11/18/18
Attempted 17 3-pointers in a game: Chris Jackson (17), LSU, 2/15/90
Attempted 18 3-pointers in a game: Jeff Boschee (18), Kansas, 3/14/99
Attempted 19 3-pointers in a game: Never

FREE THROWS

Made 10 FT in a game: Cassius Winston (10), Michigan State, 11/5/19
Made 11 FT in a game: Jared Harper (11), Auburn, 3/31/19
Made 12 FT in a game: J.J. Frazier (12), Georgia, 2/18/17
Made 13 FT in a game: Sindarius Thornwell (14), South Caro-

lina, 1/21/17
Made 14 FT in a game: Sindarius Thornwell (14), South Carolina, 1/21/17
Made 15 FT in a game: Brenton Williams (15), South Carolina, 3/1/14
Made 16 FT in a game: Dan Cross (16), Florida, 2/18/95
Made 17 FT in a game: John Mengelt (17), Auburn, 3/2/70
Made 18 FT in a game: Pete Maravich (18), LSU, 2/21/70
Made 19 FT in a game: Never
Attempted 10 FT in a game: Cassius Winston (11), Michigan State, 11/5/19
Attempted 15 FT in a game: J.J. Frazier (15), Georgia, 2/18/17
Attempted 20 FT in a game: Harding McCaleb (25), Louisville, 2/22/16
Attempted 25 FT in a game: Harding McCaleb (25), Louisville, 2/22/16
Attempted 26 FT in a game: Never

REBOUNDS

15 Rebs: Dedric Lawson (15), Kansas, 1/26/19
16 Rebs: Kennedy Meeks (17), North Carolina, 3/26/17
17 Rebs: Kennedy Meeks (17), North Carolina, 3/26/17
18 Rebs: Sean May (19), North Carolina, 12/4/04
19 Rebs: Sean May (19), North Carolina, 12/4/04
20 Rebs: Andrew DeClercq (20), Florida, 1/18/94
25 Rebs: Leon Douglas (25), Alabama, 1/20/75
30 Rebs: Kenneth Stanley (30), USC, 12/4/61
31 Rebs: Never
Two players had 10 rebounds: Desean Murray (11) and Anfernee McLemore (11), Auburn, 2/4/18
Three players had 10 rebounds: Craig Victor II (12), Tim Quarterman (10), Ben Simmons (10), LSU, 1/5/16

ASSISTS

10 assists: Tony Trocha-Morelos (10), Texas A&M, 3/4/2017
11 assists: Dwyane Wade (11), Marquette, 3/29/03
12 assists: Edgar Padilla (12), UMass, 3/30/96
13 assists: Billy McCaffrey (14), Vanderbilt, 1/13/93
14 assists: Billy McCaffrey (14), Vanderbilt, 1/13/93
15 assists: Eric Richardson (15), Alabama, 2/4/84
16 assists: Never

BLOCKS

5 blocks: Akolda Manyang (5), Utah Valley, 11/10/17
6 blocks: Sagaba Konate (7), West Virginia, 1/27/18
7 blocks: Sagaba Konate (7), West Virginia, 1/27/18
8 blocks: Jarvis Varnado (10), Mississippi State, 1/15/08
9 blocks: Jarvis Varnado (10), Mississippi State, 1/15/08
10 blocks: Jarvis Varnado (10), Mississippi State, 1/15/08
11 blocks: Samaki Walker (11), Louisville, 1/1/95
12 blocks: Never

STEALS

5 steals: Ben Simmons (7), LSU, 3/5/16
6 steals: Ben Simmons (7), LSU, 3/5/16
7 steals: Ben Simmons (7), LSU, 3/5/16
8 steals: Never

TEAM

SCORING

Scored 90 or more points: 118, Duke, 11/6/18 (L, 118-84)
Scored 90 or more points (SEC game): 90, Georgia, 3/4/09 (L, 90-85)
Scored 100 or more points: 118, Duke, 11/6/18 (L, 118-84)
Scored 100 or more points (SEC game): 101, Arkansas, 2/10/93 (L, 101-94)
Scored 110 or more points: 118, Duke, 11/6/18 (L, 118-84)
Scored 110 or more points (SEC game): 110, Vanderbilt, 3/4/67 (L, 110-94)
Scored 120 or more points: 121, North Carolina, 12/27/89 (L, 121-110)
Scored 120 or more points (SEC game): Never
Scored 130 or more points: 150, Kansas, 12/9/89 (L, 150-95)
Scored 140 or more points: 150, Kansas, 12/9/89 (L, 150-95)
Scored 150 or more points: 150, Kansas, 12/9/89 (L, 150-95)
Scored 160 or more points: Never
Scored less than 50 points: 49, Eastern Kentucky, 11/8/19 (W, 91-49)
Scored less than 50 points (SEC game): 48, South Carolina, 2/5/19 (W, 76-48)
Scored less than 40 points: 39, West Virginia, 3/26/15 (W, 78-39)
Scored less than 40 points (SEC game): 37, Missouri, 1/13/15 (W, 86-37)
Scored less than 30 points: 28, Montana State, 11/23/14 (W, 86-28)

Scored less than 30 points (SEC game): 26, Georgia Tech, 1/28/46 (W, 86-37)
Scored less than 20 points: 18, Western Ontario, 12/10/49 (W, 90-21)
Scored less than 20 points (SEC game): 18, Alabama, 2/10/40 (W, 46-18)
Scored less than 10 points: 9, Tulane, 12/21/34 (W, 39-9)
Scored less than 10 points (SEC game): Never
Scored less than 5 points: Never

SHOOTING PERCENTAGES

Shot 70% from the field: Never
Shot 60% from the field: .640, Florida, 3/4/07
Shot 50% from the field: .544, Duke, 11/6/18
Shot 30% or less from the field: .250, Eastern Kentucky, 11/8/19 (16-64)
Shot 20% or less from the field: .197, Montana State, 11/23/14 (12-61)
Shot 10% or less from the field: Never (shooting percentages not recorded prior to 1947)

3-Pointers

Made 10 or more 3-pointers: 11, Utah Valley, 11/18/19
Made 15 or more 3-pointers: 19, VMI, 11/18/18
Made 20 or more 3-pointers: Never
Made zero 3-pointers: 0, Auburn, 1/19/13 (0-15)
Attempted 30 or more 3-pointers: 31, Utah Valley, 11/18/19

FREE THROWS

Shot 90% or better from FT line: 92.3 (12-13), Evansville, 11/12/19
Shot 100% from FT Line: 5-5, VMI, 11/18/18
Shot 50% or less from FT line: .500 (5-10), Abilene Christian, 3/21/19
Attempted 40 FT: 47, Kansas, 1/30/16 (30-47)
Attempted five or less FT: 5, VMI, 11/18/18 (5-5)
Made 30 FT: 30, Tennessee, 2/2/16 (30-34)

REBOUNDS

Pulled down 50 rebounds: 54 (17-37), Florida, 2/4/17



RUPP ARENA

Year-by-Year Records

Season	W-L	Percentage
2019-20	3-1	.750
2018-19	17-1	.944
2017-18	16-2	.889
2016-17	15-2	.882
2015-16	17-0	1.000
2014-15	19-0	1.000
2013-14	16-2	.889
2012-13	16-2	.889
2011-12	18-0	1.000
2010-11	15-0	1.000
2009-10	18-0	1.000
2008-09	12-6	.667
2007-08	14-4	.778
2006-07	14-2	.875
2005-06	10-5	.667
2004-05	14-1	.933
2003-04	11-2	.846
2002-03	12-1	.923
2001-02	12-3	.800
2000-01	11-1	.917
1999-2000	14-0	1.000
1998-99	12-1	.923
1997-98	9-3	.750
1996-97	12-1	.923
1995-96	13-0	1.000
1994-95	12-1	.923
1993-94	13-1	.929
1992-93	16-0	1.000
1991-92	15-2	.882
1990-91	13-0	1.000
1989-90	13-2	.867
1988-89	8-6	.571
1987-88	14-2	.875
1986-87	13-2	.867
1985-86	18-0	1.000
1984-85	11-3	.786
1983-84	16-0	1.000
1982-83	14-1	.933
1981-82	15-1	.938
1980-81	15-0	1.000
1979-80	12-3	.800
1978-79	11-4	.733
1977-78	16-0	1.000
1976-77	12-2	.857
Total	597-70	.895

Top 10 All-Time Attendances

No.	Att.	Opp.	Date	Result
1.	24,479	Louisville	1/20/10	W, 71-62
2.	24,468	N. Carolina	12/5/09	W, 68-66
3.	24,467	Tennessee	2/16/19	W, 86-69
4.	24,465	Florida	2/10/07	L, 64-61
5.	24,459	Florida	2/4/03	W, 70-55
6.	24,456	Florida	3/9/19	W, 66-57
7.	24,432	Louisville	12/17/05	W, 73-61
8.	24,431	Florida	2/25/17	W, 76-66
9.	24,428	Florida	3/7/15	W, 67-50
10.	24,425	Florida	2/15/14	L, 69-59

Top 10 Attendances of 19-20

No.	Att.	Opp.	Date	Result
1.	20,351	MSM	11/22/19	W, 82-62
2.	20,163	EKU	11/8/19	W, 91-49
3.	19,101	Evansville	11/12/19	L, 67-64
4.	18,859	Utah Valley	11/18/19	W, 82-74

Cats Rock at Rupp

The Wildcats are 597-70 (.895) in Rupp Arena. Among the most notable marks of dominance as the nation's toughest venue to play include:

- School record 54-game winning streak to begin the John Calipari era
- UK is 321-41 (.887) in regular-season SEC games in the building
- Kentucky set a new program home record of 19 wins in 2014-15
- UK has gone undefeated at home in five of Calipari's 11 seasons
- The Wildcats have a perfect mark in 13 of Rupp Arena's 44 seasons

Cal Owns Longest Win Streaks in Rupp

With UK's 2011-12 season-opening victory over Marist, UK head coach John Calipari recorded his 34th consecutive win in Rupp Arena as UK's head coach. It broke former UK head coach Rick Pitino's longest streak of 33 games in the venue.

The winning streak reached as long as 54 games. Calipari didn't suffer his first loss in Rupp Arena until losing to Baylor in his fourth season. The 54-game run, however, was his longest career winning streak. He also had the second-longest streak in the arena as the Cats won 42 straight from March 4, 2014 to Nov. 25, 2016.

Pack the House

Kentucky has led the nation in average home attendance in 20 of the last 24 seasons. That number includes a Rupp Arena record of 24,110 in John Calipari's first season (2009-10) as head coach.

- Kentucky averaged 21,695 fans during the 2018-19 season
- UK averaged 23,000-plus fans in seven of Calipari's first 10 seasons
- The Wildcats led the nation in average attendance in 2017-18

New Chairbacks, Fewer Seats

After receiving a \$16 million upgrade over the 2014-15 and 2015-16 seasons that enhanced the fan experience with the likes of a new Daktronics center-hung scoreboard, ribbons boards, new corner video boards and a new audio system, Rupp Arena is undergoing an additional transformation as a part of UK's new leasing agreement with the Lexington Center.

Chair-back seating in the upper-level sideline was installed in sections 211-217 and 228-234 for the 2019-20 season. Club areas will be available to season ticket holders starting with the 2020-21 season.

The new seating reduced Rupp Arena's capacity to 20,500.

The Top-Ranked Team at Home

Kentucky has lost just four times at home as the Associated Press top-ranked team in the history of the program and just three times in Rupp Arena. Prior to the losses to Evansville (Nov. 12) and UCLA (Dec. 3, 2016), both by three, the other two losses came by just one point.

The Wildcats are 54-3 all-time as the AP No. 1 team in Rupp Arena since its opening in 1976. The first loss was to Auburn, 53-52, on Jan. 9, 1988.

Coach Cal in Rupp Arena

It's been downright difficult to beat the Wildcats in Rupp Arena during the John Calipari era. UK is 170-10 (.944) in Rupp Arena under Calipari.

- UK is 20-5 (.800) vs. ranked opponents in Rupp in the Calipari era
- The Wildcats are 150-5 (.968) vs. unranked teams in Rupp under Cal
- UK is 89-4 (.957) at home vs. nonconference foes under Calipari
- Calipari notched his 100th career win in Rupp Arena as UK's coach with the Wildcats' 110-75 rout of Auburn on Feb. 21, 2014. It took Calipari just 104 games to reach the century mark at home, the fastest of any UK coach

Cal Passes Hall for Rupp Record

With a 101-70 victory over Cleveland State on Nov. 23, 2016, John Calipari passed former UK head coach Joe B. Hall for wins in Rupp Arena history.

Calipari currently has 170 victories inside the historic venue. Hall won 122.

Rupp Arena Quick Facts

Year Opened:	1976
First Game:	Nov. 27, 1976
All-Time Record:	597-70 (89.5)
Record Under Calipari:	170-10 (94.4)
Capacity:	20,500
Record Crowd:	24,479 (1/20/10)
Longest Winning Streak:	54 (11/9/10-12/1/12)
Current Winning Streak:	2

2019-20 Opponent Breakdown

Eastern Kentucky (Nov. 8)

All-time games in Rupp Arena: 11
UK record in Rupp vs. EKV: 11-0
Last time in Rupp Arena: UK, 91-49 (11/8/19)

Evansville (Nov. 12)

All-time games in Rupp Arena: 1
UK record in Rupp vs. UE: 0-1
Last time in Rupp Arena: UE, 67-64 (11/12/19)

Utah Valley (Nov. 18)

All-time games in Rupp Arena: 2
UK record in Rupp vs. UV: 2-0
Last time in Rupp Arena: UK, 82-74 (11/18/19)

Mount St. Mary's (Nov. 22)

All-time games in Rupp Arena: 1
UK record in Rupp vs. MSM: 1-0
Last time in Rupp Arena: UK, 82-62 (11/22/19)

Lamar (Nov. 24)

All-time games in Rupp Arena: Three
UK record in Rupp vs. LU: 3-0
Last time in Rupp Arena: UK, 86-64 (12/28/11)

UAB (Nov. 29)

All-time games in Rupp Arena: One
UK record in Rupp vs. UAB: 1-0
Last time in Rupp Arena: UK, 61-53 (12/20/80)

Fairleigh Dickinson (Dec. 7)

All-time games in Rupp Arena: N/A
UK record in Rupp vs. FDU: N/A
Last time in Rupp Arena: N/A

Georgia Tech (Dec. 14)

All-time games in Rupp Arena: Three
UK record in Rupp vs. GT: 3-0
Last time in Rupp Arena: UK, 85-71 (12/13/97)

Louisville (Dec. 28)

All-time games in Rupp Arena: 19
UK record in Rupp vs. UofL: 15-4
Last time in Rupp Arena: UK, 90-61 (12/16/17)

Missouri (Jan. 4)

All-time games in Rupp Arena: Four
UK record in Rupp vs. MU: 4-0
Last time in Rupp Arena: UK, 87-66 (2/24/18)

Alabama (Jan. 11)

All-time games in Rupp Arena: 31
UK record in Rupp vs. UA: 26-5
Last time in Rupp Arena: UK, 81-71 (2/17/18)

Georgia (Jan. 21)

All-time games in Rupp Arena: 40
UK record in Rupp vs. UGA: 36-4
Last time in Rupp Arena: UK, 66-61 (12/31/17)

Vanderbilt (Jan. 29)

All-time games in Rupp Arena: 41
UK record in Rupp vs. VU: 39-2
Last time in Rupp Arena: UK, 56-47 (1/12/19)

Mississippi State (Feb. 4)

All-time games in Rupp Arena: 30
UK record in Rupp vs. MSU: 28-2
Last time in Rupp Arena: UK, 76-55 (1/22/19)

Ole Miss (Feb. 15)

All-time games in Rupp Arena: 31
UK record in Rupp vs. OM: 30-1
Last time in Rupp Arena: UK, 96-78 (2/28/18)

Florida (Feb. 22)

All-time games in Rupp Arena: 43
UK record in Rupp vs. UF: 35-8
Last time in Rupp Arena: UK, 66-57 (3/9/19)

Auburn (Feb. 29)

All-time games in Rupp Arena: 30
UK record in Rupp vs. AU: 28-2
Last time in Rupp Arena: UK, 80-53 (2/23/19)

Tennessee (March 3)

All-time games in Rupp Arena: 43
UK record in Rupp vs. UT: 38-5
Last time in Rupp Arena: UK, 86-69 (2/16/19)



UK vs. AP Ranked Foes Under Cal

In John Calipari Era (2009-Present)

60-31

vs. No. 1 Michigan State (New York)	Nov. 5, 2019	W, 69-62
vs. No. 14 Auburn (NCAAT)	March 31, 2019	L 77-71 ^{1st}
vs. No. 11 Houston (NCAAT)	March 29, 2019	W, 62-58
vs. No. 19 Wofford (NCAAT)	March 23, 2019	W, 62-56
vs. No. 8 Tennessee (SECT)	March 16, 2019	L, 82-78
at No. 7 Tennessee	March 2, 2019	L, 71-52
vs. No. 1 Tennessee	Feb. 16, 2019	W, 86-69
vs. No. 19 LSU	Feb. 13, 2019	L, 73-71
vs. No. 9 Kansas	Jan. 26, 2019	W, 71-63
vs. No. 22 Mississippi State	Jan. 22, 2019	W, 76-55
at No. 14 Auburn	Jan. 19, 2019	W, 82-80
vs. No. 9 North Carolina (Chicago)	Dec. 22, 2018	W, 80-72
vs. No. 4 Duke (Indianapolis)	Nov. 6, 2018	L, 118-84
vs. No. 13 Tennessee (SECT)	March 11, 2018	W, 77-72
at No. 10 Auburn	Feb. 14, 2018	L, 76-66
vs. No. 15 Tennessee	Feb. 6, 2018	L, 61-59
at No. 7 West Virginia	Jan. 27, 2018	W, 83-76
at No. 23 Tennessee	Jan. 6, 2018	L, 76-65
vs. No. 4 Kansas (Chicago)	Nov. 14, 2017	L, 65-61
vs. No. 6 North Carolina (NCAAT)	March 26, 2017	L, 75-73
vs. No. 8 UCLA (NCAA)	March 24, 2017	W, 86-75
vs. No. 19 Wichita State (NCAAT)	March 19, 2017	W, 65-62
vs. No. 13 Florida	Feb. 25, 2017	W, 76-66
at No. 24 Florida	Feb. 4, 2017	L, 88-66
vs. No. 2 Kansas	Jan. 28, 2017	L, 79-73
vs. No. 24 South Carolina	Jan. 21, 2017	W, 85-69
at No. 10 Louisville	Dec. 21, 2016	L, 73-70
vs. No. 7 North Carolina (Las Vegas)	Dec. 17, 2016	W, 103-100
vs. No. 11 UCLA	Dec. 3, 2016	L, 97-92
vs. No. 13 Michigan State (New York)	Nov. 15, 2016	W, 69-48
vs. No. 14 Indiana (NCAAT)	March 19, 2016	L, 73-67
vs. No. 17 Texas A&M (SECT)	March 13, 2016	W, 82-77
at No. 4 Kansas	Jan. 30, 2016	L, 90-84
vs. No. 16 Louisville	Dec. 27, 2015	W, 75-73
vs. No. 5 Duke (Chicago)	Nov. 17, 2015	W, 74-63
vs. No. 3 Wisconsin (NCAAT)	April 4, 2015	L, 71-64
vs. No. 8 Notre Dame (NCAAT)	March 28, 2015	W, 68-66
vs. No. 20 West Virginia (NCAAT)	March 26, 2015	W, 78-39
vs. No. 21 Arkansas (SECT)	March 15, 2015	W, 78-63
vs. No. 18 Arkansas	Feb. 28, 2015	W, 84-67
at No. 4 Louisville	Dec. 27, 2014	W, 58-50
vs. No. 21 North Carolina	Dec. 13, 2014	W, 84-70
vs. No. 6 Texas	Dec. 5, 2014	W, 63-51
vs. No. 5 Kansas (Indianapolis)	Nov. 18, 2014	W, 72-40
vs. No. 18 UConn (NCAAT)	April 7, 2014	L, 60-54
vs. No. 12 Wisconsin (NCAAT)	April 5, 2014	W, 74-73
vs. No. 7 Michigan (NCAAT)	March 30, 2014	W, 75-72
vs. No. 5 Louisville (NCAAT)	March 28, 2014	W, 74-69
vs. No. 2 Wichita State (NCAAT)	March 23, 2014	W, 78-76
vs. No. 1 Florida (SECT)	March 16, 2014	L, 61-60
at No. 1 Florida	March 8, 2014	L, 84-65
vs. No. 3 Florida	Feb. 15, 2014	L, 69-59
vs. No. 4 Louisville	Dec. 28, 2013	W, 73-66
at No. 18 North Carolina	Dec. 14, 2013	L, 82-77
vs. No. 20 Baylor (Dallas)	Dec. 6, 2013	L, 67-62
vs. No. 2 Michigan St. (Chicago)	Nov. 12, 2013	L, 78-74
vs. No. 11 Florida	March 9, 2013	W, 61-57
at No. 7 Florida	Feb. 12, 2013	L, 69-52
at No. 16 Ole Miss	Jan. 29, 2013	W, 87-74
at No. 4 Louisville	Dec. 29, 2012	L, 80-77
vs. No. 9 Duke (Atlanta)	Nov. 13, 2012	L, 75-68
vs. No. 6 Kansas (NCAAT)	April 2, 2012	W, 67-59
vs. No. 17 Louisville (NCAAT)	March 31, 2012	W, 69-61
vs. No. 9 Baylor (NCAAT)	March 25, 2012	W, 82-70
vs. No. 16 Indiana (NCAAT)	March 23, 2012	W, 87-71
vs. No. 22 Florida (SECT)	March 10, 2012	W, 74-71
at No. 16 Florida	March 4, 2012	W, 74-59
vs. No. 8 Florida	Feb. 7, 2012	W, 78-58
vs. No. 4 Louisville	Dec. 31, 2011	W, 69-62
vs. No. 5 North Carolina	Dec. 3, 2011	W, 73-72
vs. No. 12 Kansas (New York)	Nov. 15, 2011	W, 75-65
vs. No. 9 UConn (NCAAT)	April 2, 2011	L, 56-55
vs. No. 7 North Carolina (NCAAT)	March 27, 2011	W, 76-69
vs. No. 1 Ohio State (NCAAT)	March 25, 2011	W, 62-60
vs. No. 22 West Virginia (NCAAT)	March 19, 2011	W, 71-63
vs. No. 12 Florida (SECT)	March 13, 2011	W, 70-54
vs. No. 21 Vanderbilt	March 1, 2011	W, 68-66
vs. No. 13 Florida	Feb. 26, 2011	W, 76-68
at No. 21 Vanderbilt	Feb. 12, 2011	L, 81-77
at No. 22 Louisville	Dec. 31, 2010	W, 78-63
vs. No. 23 Notre Dame (Louisville)	Dec. 8, 2010	W, 72-58
vs. No. 13 Washington (Maui)	Nov. 23, 2010	W, 74-67
vs. No. 6 West Virginia (NCAAT)	March 27, 2010	L, 73-66
vs. No. 15 Tennessee (SECT)	March 13, 2010	W, 74-45
at No. 19 Tennessee	Feb. 27, 2010	L, 74-65
at No. 17 Vanderbilt	Feb. 20, 2010	W, 58-56
vs. No. 12 Tennessee	Feb. 13, 2010	W, 73-62
vs. No. 25 Ole Miss	Feb. 2, 2010	W, 85-75
vs. No. 21 Vanderbilt	Jan. 30, 2010	W, 85-72
vs. No. 14 UConn (New York)	Dec. 9, 2009	W, 64-61
vs. No. 10 North Carolina	Dec. 5, 2009	W, 68-66

Calipari's Record at UK vs:

vs. No. 1	3-2
vs. Top 3	4-6
vs. Top 5	11-10
vs. Top 10	24-19
vs. Top 15	38-23
vs. Top 20	49-28
vs. Top 25	60-31
Home	20-5
Away	7-12
Neutral	33-14
SEC Tourney	5-2
NCAA Tourney	17-7

Second Tour: Calipari, UK Agree to New Long-Term Contract

John Calipari, who owns more wins, more NCAA Tournament wins, more Final Four appearances, more Elite Eight berths and more Sweet 16 showings than any other coach since his arrival at Kentucky, signed a new long-term contract with the school in June that offers the opportunity to end his career in Lexington.

The new deal, with total guaranteed compensation – which includes base salary and media/endorsement payments – is valued at \$86 million over the lifetime of the contract. With a base salary of \$400,000 per season from the university, Calipari will make \$8 million in total compensation over the next two seasons with increases starting in 2021-22 (\$8.5 million per year for four seasons) and 2025-26 (\$9 million per year for four seasons).

The only incentive included in Calipari's new contract remains the performance of the men's basketball team in the Academic Progress Rate, a metric created by the NCAA to measure academic eligibility, retention and graduation. The bonus will remain unchanged at \$50,000 from the previous contract for meeting the threshold of 975. The men's basketball team has earned an NCAA award in five straight seasons for finishing among the top 10% of Division I men's basketball schools.

Calipari's new contract will no longer include a retention bonus. Beginning with the sixth contract year of the agreed upon terms, Calipari has the option to step down as the head coach and become special assistant to the athletics director/university representative. He would receive \$950,000 in annual compensation for the position.

Calipari is calling the start of his second decade at Kentucky his "second tour" after unprecedented success in his first decade. His goal is for the program to build on that success and do even bigger things on the second tour. First, let's take a look back at his first one ...

A Decorated Decade

Through 10 years at Kentucky (entering 2019-20), John Calipari's time in Lexington has been every bit as successful -- and more -- as fans hoped when he agreed to become the head coach at Kentucky back in the spring of 2009.

By just about every measure, he's the most successful coach in college basketball during the last decade. Among schools who have been to at least two Elite Eights and a Final Four since 2009-10, Calipari ranks:

- First in wins (309), through games on Nov. 22
- First in NCAA Tournament wins (31)
- Fourth in NCAA titles (one)
- First in Final Four appearances (four)
- First in Elite Eight appearances (seven)
- First in Sweet 16 appearances (eight)
- Third in regular-season conference titles (five)
- Second in league tournament titles (six)

Moving Up the Kentucky Career Wins List

With an 80-53 victory vs. Auburn on Feb. 23, John Calipari moved past Joe B. Hall for the second-most wins in program history. Calipari trails only the legendary Adolph Rupp (876 wins) for the most wins at UK and earned win No. 300 at Ole Miss on March 5.

When Calipari tied Hall with his 297th win at Missouri on Feb. 19, he did so 32 games faster than Hall and just two games slower than Rupp.

Although he's still climbing the charts, he's doing it nearly as fast as anyone else in NCAA history. With the win over Ole Miss, Calipari became the fourth-fastest coach to 300 wins (369 games) at one program in NCAA history. Only Bill Self (358 games at Kansas), Claire Bee (359 games at Long Island) and Rupp (366 at UK) got there faster.

Calipari passed Tubby Smith on Dec. 1 for the third-most coached games at UK. Smith's 10-year career with the Wildcats ended with his 346th game. Calipari and UK's win over UNC Greensboro on Dec. 1 marked the 347th career game he's been at the helm.

Rupp is obviously first in games coached with a 42-year tenure spanning 1,066 career games.

First-Ballot Hall of Famer

Kentucky men's basketball coach John Calipari joined basketball's fraternity of legends in September 2015 after being elected to the Naismith Memorial Basketball Hall of Fame on the first ballot.

Calipari joined an elite group of basketball players and coaches in the Naismith Hall of Fame, considered to be one of the ultimate honors in the sport. The Class of 2015 included Calipari, Dick Betetta, Wildcat Louie Dampier, Lindsay Gaze, Tom Heinsohn, John Isaacs, Spencer Haywood, Lisa Leslie, Dikembe Mutombo, George Raveling and JoJo White.

700 Victories and Counting

With Kentucky's win over UIC on Nov. 26, 2017, John Calipari reached 700 on-court wins. At the time he was one of just 41 coaches, regardless of NCAA level of classification, to reach that barrier. Only 29 coaches have done it with at least 10 seasons at the Division I level.

Calipari became the fourth-fastest coach to 700 on-court wins ever. Only Adolph Rupp (836 games), Jerry Tarkanian (876 games) and Roy Williams (879 games) did it faster.

Calipari is currently the only coach in NCAA history with at least 189 victories at three different schools.

ON PACE WITH THE BARON OF THE BLUEGRASS

- Legendary coach Adolph Rupp won 876 career games while he was the coach of UK. He also led Kentucky to four NCAA titles during his 41-year tenure.
- John Calipari is just behind pace with Rupp to begin his career at UK in total victories. Calipari (.811) is slightly behind Rupp (.822) in total UK career winning percentage.

Coach	Games	Record	Next Game (382nd Game)
Adolph Rupp	381	314-67	def. Tulane 55-38 (March 1, 1947)
John Calipari	381	309-72	vs. Lamar (Nov. 24, 2019)
Joe B. Hall	381	288-93	lost to Georgia 81-73 (Jan. 23, 1985)



COACH CALIPARI

UK vs. AP Ranked Foes Under Cal

Record as AP Top-Ranked Coach Since 2009-10

Coach	Schools	Records
1. John Calipari	Kentucky	69-8
2. Mike Krzyzewski	Duke	52-10
3. Bill Self	Kansas	42-8
4. Jay Wright	Villanova	28-6
5. Mark Few	Gonzaga	16-4
6. Jim Boeheim	Syracuse	15-4
7. Tom Crean	Indiana	14-3
8. Thad Matta	Ohio State	13-2
9. Sean Miller	Arizona	12-1
10. Tom Izzo	Michigan State	12-4

Record as AP Top-Ranked Coach Active

Coach	Schools	Records
1. Mike Krzyzewski	Duke	218-34
2. John Calipari	UK, Memphis, UMass	110-13
3. Roy Williams	UNC, Kansas	95-18
4. Bill Self	Kansas	44-9
5. Bruce Weber	Illinois	30-2
6. Jay Wright	Villanova	28-6
7. Jim Boeheim	Syracuse	24-5
8. Bob Huggins	Cincinnati	20-4
9. Mark Few	Gonzaga	16-4
10. Tom Izzo	Indiana	15-5

through games on Nov. 22

All-Time Calipari Draft Picks

Player (School)	Round	Year (Overall)
Bam Adebayo (UK)	First	2017 (14)
Eric Bledsoe (UK)	First	2010 (18)
Devin Booker (UK)	First	2015 (13)
Antonio Burks (MEM)	Second	2004 (36)
Marcus Camby (UMASS)	First	1996 (2)
Rodney Carney (MEM)	First	2006 (16)
DeMarcus Cousins (UK)	First	2010 (5)
Willie Cauley-Stein (UK)	First	2015 (6)
Anthony Davis (UK)	First	2012 (1)
Hamidou Diallo (UK)	Second	2018 (45)
Joey Dorsey (MEM)	Second	2008 (33)
C. Douglas-Roberts (MEM)	Second	2008 (40)
Robert Dozier (MEM)	Second	2009 (60)
Tyreke Evans (MEM)	First	2009 (4)
De'Aaron Fox (UK)	First	2017 (5)
S. Gilgeous-Alexander (UK)	First	2018 (11)
Archie Goodwin (UK)	First	2013 (29)
Josh Harrellson (UK)	Second	2011 (45)
Andrew Harrison (UK)	Second	2015 (44)
Tyler Herro (UK)	First	2019 (13)
Dakari Johnson (UK)	Second	2015 (48)
Keldon Johnson (UK)	First	2019 (29)
Terrence Jones (UK)	First	2012 (18)
Enes Kanter (UK)	First	2011 (3)
Michael Kidd-Gilchrist (UK)	First	2012 (2)
Brandon Knight (UK)	First	2011 (8)
Kevin Knox (UK)	First	2018 (9)
Skal Labissiere (UK)	First	2016 (28)
Doron Lamb (UK)	Second	2012 (42)
DeAndre Liggins (UK)	Second	2011 (53)
Trey Lyles (UK)	First	2015 (12)
Darius Miller (UK)	Second	2012 (46)
Malik Monk (UK)	First	2017 (11)
Jamal Murray (UK)	First	2016 (7)
Nerlens Noel (UK)	First	2013 (6)
Daniel Orton (UK)	First	2010 (29)
Patrick Patterson (UK)	First	2010 (14)
Julius Randle (UK)	First	2014 (7)
Lou Roe (UMass)	Second	1995 (30)
Derrick Rose (MEM)	First	2008 (1)
Marquis Teague (UK)	First	2012 (29)
Karl-Anthony Towns (UK)	First	2015 (1)
Tyler Ulis (UK)	Second	2016 (34)
Jarred Vanderbilt (UK)	Second	2018 (41)
Dajuan Wagner (MEM)	First	2002 (6)
John Wall (UK)	First	2010 (1)
PJ Washington (UK)	First	2019 (12)
Shawne Williams (MEM)	First	2006 (17)
James Young (UK)	First	2014 (17)

Calipari Unrivaled in Conference

John Calipari has won 15 league regular-season championships (including five Southeastern Conference titles) seven more than the next-closest coach in the SEC (Bruce Pearl has eight). Calipari has won six SEC Tournament championships in 10 seasons at Kentucky and owns 15 conference tournament titles in his career, 11 more than his closest competitors (Ben Howland, Kermit Davis).

He's tallied a 344-104 (.768) all-time record within conference play as a head coach and owns a 136-38 (.782) record since joining the SEC. His 136 total wins are the second most among Division I coaches since 1996-97 over their first 10 seasons with a program, while his winning percentage ranks third. Only Adolph Rupp (.833) had a better winning percentage through his first 10 seasons in league play in Kentucky's history.

Although he's been publicly outspoken against conference tournaments -- only because he doesn't favor playing three or more games on consecutive days to win the tournament -- his teams have gotten up for them. Calipari's teams at UMass, Memphis and Kentucky have been to 19 conference championship games in his 27-year career, winning a remarkable 15 of them. Calipari is 57-12 (.826) all-time in conference tournaments, including 23-4 (.852) at UK.

Calipari in Elite Company with Conference Championships

Kentucky men's basketball coach John Calipari added another first to his Hall of Fame career in 2017.

When Kentucky clinched at least a share of the 2017 Southeastern Conference championship by beating Vanderbilt on Feb. 28, 2017, he made history as a head coach. Calipari became the first NCAA Division I coach to lead three different programs (UMass, Memphis, Kentucky) to five on-court regular-season league titles five different times. He won the Atlantic 10 at the helm of UMass in 1992, 93, 94, 95 and 96. Memphis claimed the Conference USA crown in 2004, 06, 07, 08 and 09. Kentucky has captured the SEC five times in 2010, 12, 15, 16 and 17.

Perhaps more impressive is that Calipari has 30 combined regular-season and tournament championships after the 2018 SEC Tournament title. That trails only Mark Few of Gonzaga (33 titles with the West Coast Conference regular-season title in 2019) among all active coaches. All-time, Calipari trails only the great Adolph Rupp (41) and Few.

UK Collegiate Awards Under Calipari

All-America Honors	All-SEC	NCAA Final Four Team
DeMarcus Cousins (2010)	D. Cousins (2010) 1st (Coaches/AP)	Anthony Davis (MVP) 2012
AP (1), NABC (2), USBWA (2), SN (2)	Patrick Patterson (2010) 1st (Coaches/AP)	Michael Kidd-Gilchrist 2012
	John Wall (2010) 1st (Coaches/AP)	Doron Lamb 2012
John Wall (2010)	Terrence Jones (2011) 1st (Coaches/AP)	Julius Randle 2014
AP (1), NABC (2), USBWA (2), SN (2)	Brandon Knight (2011) 1st (Coaches/2nd AP)	James Young 2014
	Anthony Davis (2012) 1st (Coaches/AP)	
Anthony Davis (2012)	M. Kidd-Gilchrist (2012) 1st (Coaches/AP)	NCAA All-Regional
AP (1), NABC (2), USBWA (2), SN (2)	Terrence Jones (2012) 2nd (Coaches/AP)	DeMarcus Cousins 2010
	Doron Lamb (2012) 2nd (Coaches)	John Wall 2010
Michael Kidd-Gilchrist (2012) AP (3), USBWA (2), NABC (3), SN (2)	Nerlens Noel (2013) 1st (Coaches/AP)	Josh Harrellson 2011
	Julius Randle (2014) 1st (Coaches/AP)	Brandon Knight (MVP) 2011
Julius Randle (2014)	James Young (2014) 2nd (Coaches)	DeAndre Liggins 2012
NABC (3)	Devin Booker (2015) 2nd (Coaches)	M. Kidd-Gilchrist (MVP) 2012
	Willie Cauley-Stein (2015) 1st (Coaches/AP)	Anthony Davis 2012
Willie Cauley-Stein (2015)	Aaron Harrison (2015) 2nd (Coaches/AP)	Doron Lamb 2012
NABC (1), USBWA (1), SN (1)	Karl Towns (2015) 1st (Coaches/AP)	Aaron Harrison 2014
	Tyler Ulis (2016) 1st (Coaches/AP)	Marcus Lee 2014
Karl-Anthony Towns (2015) SN (3)	Jamal Murray (2016) 1st (Coaches/AP)	Julius Randle (MVP) 2014
	Malik Monk (2017) 1st (Coaches/AP)	Willie Cauley-Stein 2015
	De'Aaron Fox (2017) 1st (Coaches/AP)	Andrew Harrison 2015
Tyler Ulis (2016)	Bam Adebayo (2017) 2nd (Coaches/AP)	Karl Towns (MVP) 2015
AP (1), SN (1), USBWA (2), NABC (2)	Kevin Knox (2018) 1st (Coaches)	De'Aaron Fox 2017
	Shai G.-Alexander (2018) 2nd (Coaches)	Isaac Humphries 2017
Malik Monk (2017)	PJ Washington (2019) 1st (Coaches/AP)	Tyler Herro 2019
SN (2), USBWA (2), NABC (2), AP (2)	Tyler Herro (2019) 2nd (Coaches)	PJ Washington 2019
	Keldon Johnson (2019) 2nd (Coaches)	
PJ Washington (2019)		SEC All-Tournament Team
SN (3), USBWA (3), NABC (3), AP (3)		John Wall 2010
	All-SEC Defensive Team	Eric Bledsoe 2010
	Patrick Patterson 2010	DeMarcus Cousins 2010
SEC Player of the Year	DeAndre Liggins 2011	Darius Miller 2011
John Wall 2010 (Coaches/AP)	Anthony Davis 2012	Brandon Knight 2011
Anthony Davis 2012 (Coaches/AP)	Michael Kidd-Gilchrist 2012	Josh Harrellson 2011
Tyler Ulis 2016 (Coaches/AP)	Nerlens Noel 2013	Anthony Davis 2012
Malik Monk 2017 (AP)	Willie Cauley-Stein 2013	Terrence Jones 2012
	Willie Cauley-Stein 2015	Aaron Harrison 2014
SEC Defensive Player of the Year	Tyler Ulis 2016	Julius Randle 2014
Anthony Davis 2012 (Coaches)	Ashton Hagans 2019	Willie Cauley-Stein 2015
Nerlens Noel 2013 (Coaches)		Aaron Harrison 2015
Willie Cauley-Stein 2015 (Coaches)	Coaches' All-SEC Freshman Team	Andrew Harrison 2015
Tyler Ulis 2016 (Coaches)	Eric Bledsoe 2010	Jamal Murray 2016
Ashton Hagans (shared) 2019 (Coaches)	DeMarcus Cousins 2010	Tyler Ulis 2016
	John Wall 2010	Bam Adebayo 2017
SEC Freshman (Coaches)/Newcomer (AP) of the Year	Brandon Knight 2011	De'Aaron Fox 2017
DeMarcus Cousins 2010 (Coaches)	Terrence Jones 2011	Dominique Hawkins 2017
John Wall 2010 (AP)	Doron Lamb 2011	Wenyen Gabriel 2018
Terrence Jones 2011 (Coaches/AP)	Anthony Davis 2012	Shai Gilgeous-Alexander 2018
Anthony Davis 2012 (Coaches/AP)	Michael Kidd-Gilchrist 2012	Kevin Knox 2018
Nerlens Noel 2013 (Coaches/AP)	Willie Cauley-Stein 2013	
Julius Randle 2014 (Coaches/AP)	Archie Goodwin 2013	
Karl-Anthony Towns 2015 (Coaches/AP)	Nerlens Noel 2013	SEC Tournament MVP
Malik Monk 2017 (Coaches/AP)	Alex Poythress 2013	John Wall 2010
Kevin Knox 2018 (Coaches)	Julius Randle 2014	Darius Miller 2011
Keldon Johnson 2019 (Coaches)	James Young 2014	Willie Cauley-Stein 2015
Tyler Herro 2019 (AP)	Devin Booker 2015	Tyler Ulis 2016
	Trey Lyles 2015	De'Aaron Fox 2017
SEC Sixth Man of the Year	Karl-Anthony Towns 2015	Shai Gilgeous-Alexander 2018
Darius Miller 2012 (Coaches)	Tyler Ulis 2015	
Kyle Wiltjer 2013 (Coaches)	Jamal Murray 2016	
Devin Booker 2015 (Coaches)	Malik Monk 2017	
	De'Aaron Fox 2017	
CoSIDA Academic All-America	Bam Adebayo 2017	
Alex Poythress (2nd) 2016	Kevin Knox 2018	
	Shai Gilgeous-Alexander 2018	
	Tyler Herro 2019	
	Keldon Johnson 2019	



30 is the new 20

With a 71-67 win over Mississippi State on Feb. 9, John Calipari achieved another feat in his decorated coaching career. With his 20th victory in 2019, he secured his 25th consecutive on-court 20-win season. He leads all active coaches with that streak, ahead of Mike Krzyzewski (23) and Bill Self (21).

With a Sweet 16 win over Houston in the 2019 NCAA Tournament, Calipari and the Cats clinched a 30-win season for the fifth time as UK's head coach. Calipari has 11 seasons with 30 or more on-court wins. Only Krzyzewski (15) and Roy Williams (12) have more 30-win seasons as an active head coach. Calipari is the first coach in NCAA Division I history to record five straight on-court 30-win seasons, notching 30 wins in consecutive seasons from 2005-06 to 2009-10.

There's No Place Like Home

Since his 1991-92 season at UMass, John Calipari-coached teams have posted a 380-32 (.922) record at home. At UK, Coach Cal is 170-10 (.944) in Rupp Arena.

In five of Calipari's 11 seasons at Kentucky, the Wildcats have posted an undefeated record at home, including a school-record 19-0 mark during the 2014-15 season.

Calipari owns both of UK's longest winning streaks in the arena. He began his career at UK with a 54-game winning streak at Rupp Arena. It was the longest winning streak since the arena opened in 1976. With a win over Georgia on Feb. 9, 2016, he secured the second-longest streak in the storied building at 34 games (which ended at 42).

Coach	Streak (Yrs)
1. John Calipari	54 (2010-13)
2. John Calipari	42 (2014-17)
3. Rick Pitino	33 (1992-94)
4. Joe B. Hall	30 (1981-82)
5. Rick Pitino	27 (1995-97)

Life Away From Home Isn't So Bad Either

As good as John Calipari's team's have been at home, they're pretty good in hostile environments on the road. Dating back to the 2005-06 season, Calipari has recorded a 100-45 (.690) record on the road. At neutral-site venues, Kentucky is 78-21 (.788) all-time under Calipari.

Calipari at No. 1

John Calipari is one of just two coaches (Frank McGuire) to lead three programs to a No. 1 ranking.

Calipari has led seven of his 11 UK teams to the No. 1 ranking and eight of his last 13 teams to the top (he's done it 10 times overall). No other coach has enjoyed a better stretch atop the polls in the history of the game.

When Coach Cal's teams are at the top, they're difficult to knock off:

- Calipari is 110-13 (.894) as the top-ranked Associated Press Top 25 coach in the country
- He's 69-8 (.896) when his team is atop the AP Top 25 as UK's head coach
- Calipari tallied a 32-4 mark at UMass at No. 1 and he was 9-1 at Memphis
- He (110) trails only Duke's Mike Krzyzewski (218) in active coaches with victories at No. 1
- Calipari has coached 123 career games as a No. 1 team, fourth most in NCAA history, trailing Krzyzewski (252), John Wooden (228) and Adolph Rupp (127)
- Among coaches who have owned a No. 1 ranking in at least 119 games, Calipari's winning percentage of .894 trails only Wooden (.952) and is ahead of active coach Krzyzewski (.865)
- Calipari is 6-4 vs. the AP top-ranked team in the land, including 3-2 at Kentucky after defeating Michigan State on Nov. 5
- According to ESPN, his .600 winning percentage against the No. 1 ranked team is the best for any head coach

The Success Rate

John Calipari has graduated 100% of the players (20 of 20) who have been eligible to receive their diploma by the end of their senior years and exhausted their athletic eligibility. Of that group, Brad Calipari, Patrick Patterson, Jarrod Polson and Alex Poythress completed their degrees in three years.

In the NCAA's Academic Progress Rate, which measures eligibility, retention and graduation, Kentucky has posted a single-year Academic Progress Rate of 977 or higher in every season under Calipari, including a perfect 1,000 in the last six single-year reports. UK's four-year composite score in the most recent report, which was released in May 2019, was a 1,000, earning the team an NCAA academic award for the fifth year in a row for finishing in the top 10% of Division I men's basketball programs.

Dream Maker

As someone who prides himself on helping young men reach their dreams, John Calipari has helped 49 players earn selection in the NBA Draft during his college coaching career, including 38 in his first 10 seasons at Kentucky, more than any other coach.

- Four No. 1 overall selections (Derrick Rose, John Wall, Anthony Davis and Karl-Anthony Towns) during the nine drafts from 2008 to 2016. No other coach has more than three No. 1 picks
- In 2010, five of his UK players were selected in the first round for the first time in NBA history
- His six players in the 2012 and 2015 NBA drafts are the most in the two-round era
- Churned out 38 NBA Draft picks, 29 first-rounders, three No. 1 overall selections, seven top-five picks and 21 lottery picks at Kentucky
- Of the 60 players who have finished their college careers at Kentucky under Calipari, 38 have been selected in the NBA Draft, a 63.3% success rate. Another five of those made the NBA, and the majority of the rest were walk-ons
- Of the 27 players at UK who have declared for the NBA Draft after their freshman seasons, 25 have been first-round picks. All 27 have played a game in the NBA. He is 29 for 31 in that regard when including his players from Memphis
- Only coach to produce the top two picks in the same draft (2012 - Anthony Davis and Michael Kidd-Gilchrist)
- Produced a top-10 pick in 12 straight drafts since 2008, the only school to do so during that time period

Recruiting Trail

The Wildcats have signed more top-25 players under John Calipari's leadership than any other school. Nearly a quarter of all Rivals' top-10 prospects nationally over the past 11 classes have signed with Coach Cal and the Cats. The following list does not include transfers (freshman signees only).

PLAYER (YEAR)	ESPN	RIVALS	247	MCD	JB
Devin Askew ('20)	25	22	18		
BJ Boston ('20)	9	17	13		
Terrence Clarke ('20)	13	4	4		
Cam'Ron Fletcher ('20)	46	41	45		
Isaiah Jackson ('20)	22	24	26		
Lance Ware ('20)	44	33	34		
Dontaie Allen ('19)	NR	68	98		
Keion Brooks Jr. ('19)	36	29	14		Y
Brennan Canada ('19)	NR@	NR@	NR@		
Johnny Juzang ('19)	30	34	31		
Tyrese Maxey ('19)	13	10	10	Y	Y
Kahlil Whitney ('19)	12	14	11	Y	Y
Ashton Hagans ('18)	20	13	12		
Tyler Herro ('18)	30	36	38	Y	Y
Keldon Johnson ('18)	7	15	18	Y	Y
EJ Montgomery ('18)	14	11	6	Y	
Zan Payne ('18)	NR	NR	NR		
Immanuel Quickley ('18)	25	22	19	Y	
Jemarl Baker Jr. ('17)	66	82	90		
Hamidou Diallo ('17)	11~	10~	11		
Shai Gilgeous-Alexander ('17)	35	34	20		
Quade Green ('17)	24	22	33	Y	Y
Kevin Knox ('17)	10	10	18	Y	Y
Nick Richards ('17)	17	17	15	Y	Y
Jarrod Vanderbilt ('17)	19	14	12	Y	Y
PJ Washington ('17)	12	15	9	Y	Y
Bam Adebayo ('16)	5	7	12	Y	Y
Brad Calipari ('16)	NR	NR	NR		
De'Aaron Fox ('16)	6	6	6	Y	Y
Wenyen Gabriel ('16)	14	13	14	Y	
Sacha Killeya-Jones ('16)	24	24	25	Y	
Malik Monk ('16)	9	9	10	Y	Y
Tai Wynyard ('16)	NR	NR	NR		
Isaiah Briscoe ('15)	13	10	16	Y	Y
Jonny David ('15)	NR@	NR@	NR@		
Isaac Humphries ('15)	49	NR^	62		
Skal Labissiere ('15)	2	1	2	Y	
Charles Matthews ('15)	42	48	74	Y	
Jamal Murray ('15)	NA^	9	10		
Devin Booker ('14)	18	29	22	Y	Y
Trey Lyles ('14)	6	13	17	Y	Y
Karl-Anthony Towns ('14)	9	5	2	Y	Y
Tyler Ulis ('14)	25	21	20	Y	Y
EJ Floreal ('13)	NR@	NR@	NR@		
Aaron Harrison ('13)	9	7	5	Y	Y
Andrew Harrison ('13)	5	5	3	Y	Y
Dominique Hawkins ('13)	NR	NR	151		
Dakari Johnson ('13)	7	9	8	Y	Y
Marcus Lee ('13)	25	19	14	Y	Y
Julius Randle ('13)	3	2	2	Y	Y
Derek Willis ('13)	NR	115	58		
James Young ('13)	8	11	10	Y	Y
Archie Goodwin ('12)	15	14	18	Y	Y
Willie Cauley-Stein ('12)	40	40	47		
Nerlens Noel ('12)	1	2	1	Y	
Alex Poythress ('12)	13	8	7	Y	Y
Anthony Davis ('11)	1	2	1	Y	Y
Michael Kidd-Gilchrist ('11)	4	3	2	Y	Y
Sam Malone ('11)	NR@	NR@	NR@		
Brian Long ('11)	NR@	NR@	NR@		
Marquis Teague ('11)	8	5	6	Y	Y
Kyle Wiltjer ('11)	19	22	21	Y	Y
Terrence Jones ('10)	9	13	8*	Y	Y
Enes Kanter ('10)	25	3	3*		
Brandon Knight ('10)	4	6	6*	Y	Y
Doron Lamb ('10)	29	21	28*	Y	Y
Jarrod Polson ('10)	NR@	NR@	NR*@		
Stacey Poole, Jr. ('10)	51	33	67*		
Eric Bledsoe ('09)	NR	23	37*		
DeMarcus Cousins ('09)	4	2	3*	Y	Y
Jon Hood ('09)	92	40	46*		
Daniel Orton ('09)	13	22	17*	Y	
John Wall ('09)	5	1	2*	Y	
Top-10 Players	22	24	23		
Top-25 Players	46	48	47		
Top-50 Players	56	59	57		
McDonald's All-Americans				35	
Jordan Brand Classic All-Americans					40

* Scout.com ranking | ~ final ranking in the 2017 class before early enrollment | ^ reclassified after final rankings were released @ originally joined team as walk-on



COACH CALIPARI

Developing Talent

John Calipari hasn't just signed the best talent in the country while he's been at Kentucky; he's been the best at developing that talent and getting it ready for the next level. Of the 35 top-25 Rivals.com players Kentucky has signed and have completed their college eligibility at UK, 31 were drafted and 25 were selected in the first round. But that's only half the story. Calipari's players don't just make it to the pros; they're better prepared than anyone else. The proof is in the numbers.

Over the course of his career, Calipari's 50-plus NBA pros have amassed more than \$2.26 billion in NBA contracts, which doesn't include endorsement deals and overseas contracts. Of his UK players in the NBA, they've earned just shy of \$1.9 billion in guaranteed contracts.

There's more: Of UK's 21 lottery picks in the Calipari era, 14 have earned second contracts in the NBA with seven of them cashing in on max contracts. Of the seven who haven't earned contracts, all have been drafted in the last three years and are still on their rookie deal. Over the last 10 years, there have been 22 lottery picks who earned max contracts in the NBA. Seven of them attended Kentucky.

Double-Digit Win Streaks

John Calipari's teams have posted 19 streaks of 10 or more wins at Kentucky, Memphis and UMass, including seven at UK.

They have won 15 or more straight games nine times, 20 or more six times, 25 or more five times, and 30 or more one time. Of course, the most famous streak was the 38-0 start during the 2014-15 season.

1. 38 Kentucky, 2014-15	6. 24 Kentucky, 2011-12	T10. 14 UMass, 1991-92	T16. 10 Kentucky, 2018-19
2. 27 Memphis, 2008-09	7. 19 Kentucky, 2009-10	T12. 12 Memphis, 2007-08	T16. 10 Kentucky, 2010-11
T3. 26 Memphis, 2007-08	8. 16 UMass, 1994-95	T12. 12 Memphis, 2002-03	T16. 10 Memphis, 2001-02
T3. 26 UMass, 1995-96	9. 15 Memphis, 2005-06	T12. 12 UMass, 1992-93	T16. 10 UMass, 1993-94
5. 25 Memphis, 2006-07	T10. 14 Kentucky, 2016-17	15. 11 Memphis, 2003-04	

Calipari Knows Defense

Defense has always been a staple of John Calipari-coached teams. Dating back to complete NCAA records beginning in 2001-02, Calipari's teams have been among national leaders in several critical defensive categories.

Year	FG% Def.	3PT FG% Def.	Rebound Margin	Scoring Margin	Blocks
2001-02 (UM)	13th (39.5)	N/A (29.3)	11th (+6.6)	15th (+11.2)	54th (4.4)
2002-03 (UM)	28th (40.6)	N/A (29.3)	44th (+4.1)	32nd (+8.0)	26th (5.1)
2003-04 (UM)	34th (40.5)	N/A (35.8)	58th (+3.4)	48th (+7.1)	20th (5.0)
2004-05 (UM)	4th (38.4)	N/A (32.7)	75th (+2.9)	62nd (+5.9)	13th (5.4)
2005-06 (UM)	2nd (38.0)	N/A (30.3)	9th (+6.7)	5th (+14.6)	8th (6.4)
2006-07 (UM)	12th (39.0)	N/A (31.3)	28th (+5.3)	5th (+5.8)	12th (5.9)
2007-08 (UM)	12th (39.1)	N/A (30.2)	16th (+6.2)	2nd (+18.0)	8th (6.1)
2008-09 (UM)	1st (37.1)	10th (30.0)	19th (+6.1)	2nd (+16.3)	7th (6.0)
2009-10 (UK)	3rd (37.8)	47th (31.3)	4th (+8.1)	6th (+14.3)	4th (7.2)
2010-11 (UK)	15th (39.4)	59th (32.4)	60th (+3.6)	13th (+11.4)	3rd (6.3)
2011-12 (UK)	1st (37.4)	67th (31.8)	12th (+6.8)	1st (+16.8)	1st (8.6)
2012-13 (UK)	30th (39.2)	104th (32.4)	48th (+4.3)	48th (+8.2)	3rd (6.6)
2013-14 (UK)	59th (41.1)	67th (32.2)	2nd (+9.4)	43rd (+8.2)	13th (5.9)
2014-15 (UK)	1st (35.4)	3rd (27.1)	15th (+6.8)	1st (+20.1)	2nd (6.9)
2015-16 (UK)	24th (39.7)	75th (32.6)	39th (+5.2)	17th (+11.4)	6th (5.8)
2016-17 (UK)	98th (42.4)	12th (30.6)	39th (+4.7)	9th (+13.4)	15th (5.3)
2017-18 (UK)	14th (40.4)	4th (30.1)	40th (+5.1)	68th (+6.5)	31st (4.8)
2018-19 (UK)	19th (40.0)	189th (34.3)	4th (+9.4)	21st (+11.1)	21st (4.8)
2019-20 (UK)	26th (35.7)	39th (26.4)	31st (+9.8)	70th (+14.8)	174th (3.2)

*through games on Nov. 22

#LaFamilia NBA Awards

NBA Player of the Year Derrick Rose	2011	All-NBA Rookie Team Shai Gilgeous-Alexander (2nd)	2019	Marcus Camby (2nd)	2006	All-Star Game MVP Anthony Davis	2017
NBA Rookie of the Year Karl-Anthony Towns	2016	Jamal Murray (2nd)	2017	Marcus Camby (2nd)	2005	Rising Stars Challenge MVP Jamal Murray	2017
Tyreke Evans	2010	Karl-Anthony Towns (1st)	2016	NBA All-Star Team Anthony Davis	2019	John Wall	2011
Derrick Rose	2009	Willie Cauley-Stein (2nd)	2016	Karl-Anthony Towns	2019	Tyreke Evans	2010
NBA Defensive Player of the Year Marcus Camby	2007	Nerlens Noel (1st)	2015	DeMarcus Cousins	2018	Slam Dunk Contest Winner Hamidou Diallo	2019
NBA Cares Community Assist Award DeMarcus Cousins	2017	Anthony Davis (1st)	2013	Anthony Davis	2018	John Wall	2014
John Wall	2016	Michael Kidd-Gilchrist (2nd)	2013	Karl-Anthony Towns	2018	3-Point Contest Winner Devin Booker	2018
All-NBA Team Anthony Davis (1st)	2018	Brandon Knight (1st)	2012	John Wall	2018	Skills Challenge Winner Karl-Anthony Towns	2016
Karl-Anthony Towns (3rd)	2018	DeMarcus Cousins (1st)	2011	John Wall	2017		
Anthony Davis (1st)	2017	John Wall (1st)	2011	Anthony Davis	2017		
John Wall (3rd)	2017	Eric Bledsoe (2nd)	2011	John Wall	2017		
DeMarcus Cousins (2nd)	2016	Tyreke Evans (1st)	2010	DeMarcus Cousins	2016		
Anthony Davis (1st)	2015	Derrick Rose (1st)	2010	Anthony Davis	2016		
DeMarcus Cousins (2nd)	2015	Marcus Camby (1st)	1997	John Wall	2016		
Derrick Rose (1st)	2012	All-NBA Defensive Team Eric Bledsoe (1st)	2019	DeMarcus Cousins	2015		
Derrick Rose (1st)	2011	Anthony Davis (1st)	2018	Anthony Davis	2015		
		Anthony Davis (2nd)	2017	John Wall	2015		
		Anthony Davis (2nd)	2015	Anthony Davis	2014		
		John Wall (2nd)	2015	John Wall	2014		
		Marcus Camby (1st)	2008	Derrick Rose	2012		
		Marcus Camby (1st)	2007	Derrick Rose	2011		
				Derrick Rose	2010		



Karl-Anthony Towns was named Western Conference Player of the Week on Oct. 28



Anthony Davis earned Western Conference Player of the Week on Nov. 4



COACH CALIPARI

A "players-first" coach with a penchant for helping people reach their dreams, John Calipari, a Naismith Memorial Basketball Hall of Famer, has guided six teams to the Final Four, led one to a national championship and helped 49 players earn selection in the NBA Draft during his 27-year college coaching career.

Calipari guided Kentucky to its eighth national championship and his first national title in 2012. In becoming only the second coach in NCAA history to lead three different schools to the Final Four, he has racked up more than 700 on-court victories, 20 NCAA Tournament on-court appearances, six Final Fours and numerous national coach of the year honors.

From UMass to Memphis and now Kentucky, Calipari's career has been successful throughout, but his most recent run in Lexington has been the best stretch of his career. During Calipari's 10 seasons at UK, he leads all coaches in total wins (305), NCAA Tournament wins (31), Final Fours (four), Elite Eights (seven) and Sweet 16s (eight).

In 2015, Coach Cal led college basketball's first ever 38-0 team, and became one of just three coaches to make four Final Fours in a five-year span. At the end of the season, Calipari became the 96th coach to join the Naismith Memorial Basketball Hall of Fame.

While building a program out of obscurity at Massachusetts, laying the foundation at Memphis and restoring luster at the sport's greatest program at Kentucky, he totaled the second-most wins in NCAA history in the first 20 years of a college coaching career.

Quite honestly, though, Calipari's on-court success overshadows a much more significant picture.

In his goal to lead a players-first program, he has helped more than 50 young men realize their dreams and reach the NBA level with 49 players earning NBA Draft selections, including a record five first-round draft picks in 2010. Two years later, six Wildcats heard their names called at the 2012 draft, the most in the two-round draft era. UK, with Calipari's help, would tie those six picks again in 2015, including a record-tying four lottery selections. His four No. 1 overall picks are more than any other coach, and he's had 38 players drafted during his first 10 years at Kentucky, including 29 first-round picks.

Calipari's players have entered the league NBA-ready. His players have garnered 20 All-Star selections, with Anthony Davis winning the game's MVP honor in 2017. Derrick Rose was named NBA MVP in 2011. Five of his players have been tabbed All-NBA, three have been named NBA Rookie of the Year, and 12 players from Calipari's first nine teams at Kentucky have made the NBA All-Rookie teams.

Much like he did at UMass, where his players graduated at nearly 80 percent, Calipari has stressed academics. Fifteen of his last 18 seniors at Memphis earned their bachelor's degrees, and all 18 players at UK who were eligible to graduate by the end of their senior years walked away with a diploma in hand, including four players who earned their degree in just three years. Calipari's teams routinely have posted a combined team grade-point average of 3.0 or better.

Calipari has raised millions of dollars to help the lives of those in need in the Commonwealth and beyond. He has had a particular passion to assist those impacted by natural disasters. For instance, in 2010, he used a telethon to raise more than \$1 million for victims of the devastating earthquake in Haiti. He followed that up with telethons in 2012, raising \$1 million for victims of Superstorm Sandy, and in 2017, for victims of Hurricane Harvey.

Calipari launched his foundation in 2012, and since then the foundation has worked with several key partners and donated more than \$1.5 million, a figure that does not include matching funds that have been contributed from individuals and corporations. In 2013, Calipari initiated hosting an annual alumni weekend around his basketball fantasy experience with the intent to raise money for charity. After generating \$350,000 for selected organizations and charities during the inaugural game, the weekend has generated millions of dollars for charity since its inception.

In 2017, Coach Cal was named the head coach of the 2017 USA Basketball Men's U19 World Cup Team, which finished third at the 2017 FIBA U19 World Cup in Cairo.

Author of five books, including the New York Times Best Seller "Players First: Coaching from the Inside Out," Calipari is a master of communication and maximizing talent. He lives by the motto that "it's never a matter of how far you have fallen, but instead it's about how high you bounce back."

BIOGRAPHICAL INFORMATION

Date of Birth: Feb. 10, 1959 | **Wife:** Ellen
Children: Erin, Megan, Brad

Education

Clarion State (1982)

Head Coaching Experience

University of Massachusetts (1989-96)

New Jersey Nets (NBA) (1997-99)

University of Memphis (2001-09)

University of Kentucky (2010-present)

COACHING AWARDS

- 2018 Naismith Hall of Fame 'Service Above Self' Honoree
- 2018 NABC Metropolitan Award
- 2015 Naismith Memorial Basketball Hall of Fame Inductee
- 2015 AP National Coach of the Year
- 2015 Naismith National Coach of the Year
- 2015 NABC National Coach of the Year
- 2015 The Sporting News National Coach of the Year
- 2015 Adolph Rupp National Coach of the Year
- 2015 SEC Coach of the Year (AP/Coaches)
- 2015 USBWA District IV Coach of the Year
- 2012 Nell & John Wooden Coach of the Year Leadership Award
- 2012 Naismith National Coach of the Year Finalist
- 2012 SEC Coach of the Year (AP/Coaches)
- 2010 Adolph Rupp National Coach of the Year
- 2010 Naismith National Coach of the Year Finalist
- 2010 SEC Coach of the Year (AP)
- 2010 *Sporting News* SEC Coach of the Year
- 2010 Yahoo! Sports SEC Coach of the Year
- 2010 USBWA District IV Coach of the Year
- 2009 NABC National Co-Coach of the Year
- 2009 *Sports Illustrated* National Coach of the Year
- 2009 Phelan National Coach of the Year
- 2009 Iba National Coach of the Year Finalist
- 2009 C-USA Coach of the Year
- 2008 Naismith National Coach of the Year
- 2008 C-USA Coach of the Year
- 2008 Iba National Coach of the Year Finalist
- 2008 Phelan National Coach of the Year Finalist
- 2007 Phelan National Coach of the Year Finalist
- 2007 USBWA District IV Coach of the Year
- 2007 *Basketball Times* South Region Coach of the Year
- 2006 C-USA Coach of the Year
- 2004 NABC District 7 Coach of the Year
- 1996 Naismith National Coach of the Year
- 1996 NABC National Coach of the Year
- 1996 *The Sporting News* National Coach of the Year
- 1996 Atlantic 10 Coach of the Year
- 1995 Naismith National Coach of the Year Finalist
- 1994 Naismith National Coach of the Year Finalist
- 1994 Atlantic 10 Coach of the Year
- 1993 USBWA District I Coach of the Year
- 1993 Atlantic 10 Coach of the Year
- 1992 Eastern Basketball Coach of the Year

CHART SHOWS STATS FROM 2010-2019 ONLY SCHOOLS WITH AT LEAST TWO ELITE EIGHT APPEARANCES AND AT LEAST ONE FINAL FOUR ARE LISTED								
TEAMS	WINS	NCAA TOURNAMENT WINS	NATIONAL TITLES	FINAL FOURS	ELITE EIGHTS	SWEET 16'S	LEAGUE TITLES (RS)	LEAGUE TOURNAMENT TITLES
BUTLER	231	16	0	2	2	3	2	2
DUKE	299	26	2	2	5	7	1	4
FLORIDA	246	18	0	1	5	5	3	1
GONZAGA	304	20	0	1	3	5	9	7
KANSAS	304	24	0	2	5	6	9	5
KENTUCKY	305	31	1	4	7	8	5	6
LOUISVILLE	258	16	1	2	3	4	2	3
MICHIGAN	247	19	0	2	3	5	2	2
MICHIGAN ST.	270	21	0	3	4	6	4	4
N. CAROLINA	277	24	1	2	4	6	5	1
OREGON	251	13	0	1	2	4	2	3
SYRACUSE	252	18	0	2	3	5	2	0
TEXAS TECH	173	8	0	1	2	2	1	0
UCONN	213	13	2	2	2	2	0	2
VILLANOVA	270	17	2	2	2	2	5	4
VIRGINIA	254	13	1	1	2	3	4	2
WISCONSIN	251	18	0	2	2	6	1	1



COACH CALIPARI

NCAA DIVISION I ACTIVE WINNINGEST COACHES

(On-court by percentage - min. 10 yrs. at Division I level)

NO.	COACH/TEAM	YRS.	PCT.
1.	Mark Few/Gonzaga	20	.823
2.	Roy Williams/UNC	31	.788
3.	John Calipari/Kentucky	27	.780
4.	Mike Krzyzewski/Duke	44	.767
5.	Bill Self/Kansas	26	.763

*numbers at the conclusion of the 2018-19 season

SINCE 2005-06 ...

Since the 2005-06 season, John Calipari's on-court record ranks him as the winningest coach. Totals through games on Nov. 18.

COACH	RECORD
1. John Calipari	446-86
2. Bill Self	429-91
3. Mike Krzyzewski	417-98
4. Mark Few	414-85
5. Roy Williams	405-118

MISCELLANEOUS ON-COURT RECORDS

Overall On-Court Record:754-212 (.781)
 March/April Record:.....163-47 (.776)
 NCAA Record:.....56-19 (.747)
 Record in Conference Games:.....344-104 (.768)
 Record in Conference Tournament:.....57-12 (.826)

- Calipari owns the NCAA's most single-season wins with 38, tying his own record (Memphis in '08 and UK in '12) in 2015 with 38 wins. He owns the most single-season wins at UMass, Memphis and UK
- Calipari is the winningest coach in NCAA Division I history for a five-year span with 173 victories (2008-12)
- Calipari is the first coach in NCAA Division I history to record five straight on-court 30-win seasons. Memphis hit the 30-win plateau from 2006-09
- Calipari is one of only two coaches (Rick Pitino) to lead three different schools to a Final Four
- Calipari is one of only three coaches (John Wooden, Mike Krzyzewski) to go to four Final Fours in five seasons
- Calipari has advanced to the Sweet 16 in 12 of his last 14 seasons and the Elite Eight in 10 of the last 14 seasons
- Calipari started with a 54-0 record in Rupp Arena as head coach of the Wildcats
- Calipari has helped 38 players earn selection in the NBA Draft (29 first-round picks) over the last 19 seasons
- Calipari has more wins (327) in a 10-year period (2006-15) than any other coach in college basketball history
- Calipari is the fourth-fastest NCAA Division I men's basketball coach to reach 300 victories at a single school
- Calipari's 30 combined regular season and tournament league titles trail only Mark Few (33) of Gonzaga for the most among active coaches
- Calipari became the fourth-fastest coach to 700 on-court wins, behind only Adolph Rupp, Jerry Tarkanian and Roy Williams
- Calipari has the second-most wins in school history, behind only Adolph Rupp
- Calipari's 31 NCAA Tournament wins are the most in school history. Rupp had 30

CAL IN CONFERENCE

SEC COACHES	CONFERENCE	Tournament	Conference
	CHAMPIONSHIPS	Championships	Coach of the Year
Nate Oats, Alabama	2	3	2
Eric Musselman, Arkansas	3	1	1
Bruce Pearl, Auburn	8	3	7
Michael White, Florida	3	0	3
Tom Crean, Georgia	3	0	3
John Calipari, Kentucky	15	15	9
Will Wade, LSU	1	0	1
Cuonzo Martin, Missouri	1	0	1
Kermit Davis, Ole Miss	7	4	4
Ben Howland, Mississippi State	7	4	3
Frank Martin, South Carolina	0	0	1
Rick Barnes, Tennessee	4	1	6
Buzz Williams, Texas A&M	1	0	0
Jerry Stackhouse, Vanderbilt	0	0	0
TOTALS	55	31	41

CALIPARI VS. ALL OPPONENTS

Abilene Christian1-0	George Mason1-0	Murray State.....1-0	St. Mary's.....1-0
Alabama16-4	George Washington.....8-9	Nevada1-0	St. Peter's1-0
Albany.....1-0	Georgetown.....2-1	New Hampshire.....5-0	Stanford3-2
Arizona1-1	Georgia17-2	New Mexico.....1-0	Stephen F. Austin.....1-0
Arizona State2-1	Georgia Tech.....1-1	New Orleans.....1-0	Stony Brook1-0
Arkansas12-6	Gonzaga.....4-0	NJIT1-0	Syracuse.....3-2
Arkansas-Little Rock3-0	Grand Canyon1-0	North Carolina7-3	TCU7-1
Arkansas-Pine Bluff.....1-0	Hampton.....1-0	North Carolina State.....1-0	Temple.....13-11
Arkansas State.....4-0	Hartford.....2-0	North Dakota.....1-0	Tennessee.....16-11
Auburn.....11-3	Harvard.....2-0	North Texas.....1-0	Tennessee State.....1-0
Austin Peay6-1	Hofstra1-0	Northeastern3-1	Tennessee Tech1-0
Baylor1-2	Holy Cross.....4-1	Northern Kentucky2-0	Texas2-2
Belmont.....2-0	Houston.....17-3	Northwestern State.....1-0	Texas A&M.....9-3
Boise State.....1-0	Howard.....1-0	Notre Dame.....2-1	Towson State1-0
Boston7-1	Illinois1-1	Oakland1-0	Troy.....1-0
Boston College.....2-0	Illinois State1-0	Ohio State.....1-2	Tulane16-0
Bradley1-0	Indiana.....3-2	Oklahoma5-1	Tulsa11-1
Bucknell1-0	Iowa.....0-1	Oklahoma State.....0-2	UAB.....14-3
Buffalo3-0	Iowa State.....2-0	Old Dominion2-0	UCF5-0
BYU1-0	Jackson State2-0	Ole Miss.....15-4	UCLA4-4
Cal State Northridge1-0	Kansas.....4-6	Oral Roberts1-0	UIC.....1-0
Canisius1-0	Kansas State2-1	Oregon State.....1-0	UNC Asheville2-0
Central Conn. St.....2-0	Keene State1-0	Pennsylvania.....3-0	UNC Greensboro2-0
Charlotte.....2-3	Kentucky.....2-4	Penn State4-4	UNC Wilmington.....1-0
Chattanooga.....2-0	La Salle3-0	Pepperdine1-0	USF10-1
Christian Brothers.....2-0	Lafayette (Pa.).....1-0	Pittsburgh2-1	Utah.....2-1
Cincinnati.....6-7	Lamar.....4-0	Portland.....3-0	Utah Valley2-0
Cleveland State.....4-0	LIU-Brooklyn.....1-0	Princeton2-0	UTEP5-0
Coastal Carolina.....1-0	Lipscomb1-0	Providence.....3-1	UT Arlington3-0
Colorado1-1	Long Beach State1-0	Purdue2-1	UT Martin5-0
Colorado State.....0-1	Louisiana Tech1-1	Radford.....1-0	Valparaiso1-0
Columbia1-0	Louisville.....16-7	Rhode Island.....16-2	Vanderbilt.....17-4
Connecticut.....2-5	Loyola1-0	Rice.....4-0	Vermont.....3-0
Coppin State1-0	Lowell2-1	Richmond1-0	Villanova.....2-0
Cornell1-0	LSU.....11-3	Rider1-0	Virginia0-1
Dartmouth.....1-0	Manhattan.....2-0	Robert Morris1-1	Virginia Tech3-0
Davidson.....1-0	Marist2-0	Rutgers11-4	VMI1-0
Dayton1-0	Marquette3-1	Saint Louis4-3	Wake Forest.....2-1
DePaul4-2	Marshall.....6-0	Sam Houston State1-0	Washington1-0
Detroit1-0	Maryland5-3	Samford3-0	West Virginia13-7
Drexel2-0	Massachusetts.....1-0	Santa Clara.....1-0	West Kentucky2-0
Duke1-3	Memphis1-0	Savannah State1-0	Wichita State2-0
Duquesne12-4	Miami (Fla.)0-1	Seton Hall1-1	Winthrop3-0
East Carolina.....7-0	Miami (Ohio)2-0	Siena4-0	Wisconsin1-1
East Tennessee State4-0	Michigan1-0	SMU.....7-0	Wofford2-0
Eastern Kentucky.....4-0	Michigan State.....3-1	South Carolina14-3	Wright State.....1-0
Eastern Michigan.....2-0	Middle Tennessee.....3-0	Southern Cal.....2-0	Xavier.....2-2
Evansville0-1	Milwaukee1-0	South Connecticut.....1-0	Yale1-0
Fairfield.....1-0	Mississippi State14-0	Southeastern Louisiana3-0	
Florida17-8	Mississippi Valley St.....1-0	Southern Illinois1-0	
Florida State.....1-1	Missouri.....9-3	Southern Miss15-4	
Florida Tech0-1	Monmouth2-0	Southwest Texas St.1-0	
Fordham5-0	Montana State.....1-0	St. Bonaventure17-1	
Fort Wayne.....1-0	Morehead State.....2-0	St. John's.....1-0	
Furman.....1-0	Mount St. Mary's.....1-0	St. Joseph's.....15-5	



INDIVIDUAL GAME RECORDS CAL ERA

MOST POINTS		
Pts.	Player vs. Opponent	Date
47	Malik Monk vs. North Carolina	12/17/16
39	De'Aaron Fox vs. UCLA	3/24/17
37	Malik Monk vs. GEORGIA	1/31/17
35	Jamal Murray vs. FLORIDA	2/6/16
35	Terrence Jones vs. AUBURN	1/11/11
34	Kevin Knox at West Virginia	1/27/17
34	Malik Monk at Ole Miss	12/29/16
33	Malik Monk vs. FLORIDA	2/25/17
33	Jamal Murray at Vanderbilt	2/27/16
33	Jamal Murray vs. Ohio State	12/19/15
32	Doron Lamb vs. WINTHROP	12/22/10
30	Shai Gilgeous-Alexander vs. VANDERBILT	1/30/18
30	Tyler Ulis vs. Texas A&M	3/13/16
30	Brandon Knight vs. West Virginia	3/19/11
29	Tyler Herro vs. ARKANSAS	2/16/19
29	PJ Washington vs. Seton Hall	12/8/18
29	Shai Gilgeous-Alexander vs. Tennessee	3/11/18
29	Julius Randle vs. BELMONT	12/21/13
29	Terrence Jones vs. Oklahoma	11/22/10
29	Eric Bledsoe vs. East Tennessee State	3/18/10

SEC: 37, Malik Monk vs. GEORGIA, 1/31/17
Postseason: 39, De'Aaron Fox vs. UCLA, 3/24/17
SEC Tourney: 30, Tyler Ulis vs. Texas A&M, 3/13/16
NCAA Tourney: 39, De'Aaron Fox vs. UCLA, 3/24/17
Rupp Arena: 37, Malik Monk vs. GEORGIA, 1/31/17
On the Road: 34, Kevin Knox at West Virginia, 1/27/17
Neutral: 47, Malik Monk vs. North Carolina, 12/17/16
SEC Road: 34, Malik Monk at Ole Miss, 12/29/16
Ranked Opp.: 47, Malik Monk vs. North Carolina, 12/17/16
Freshman: 47, Malik Monk vs. North Carolina, 12/17/16
Sophomore: 30, Tyler Ulis vs. Texas A&M, 3/13/16
Junior: 25, Derek Willis vs. TENNESSEE, 2/18/16
Senior: 25, Alex Poythress at Alabama, 1/19/16
Opener: 26, Tyrese Maxey vs. Michigan State, 11/5/19
SEC Opener: 34, Malik Monk at Ole Miss, 12/29/16
**In some cases, the most recent occurrence is listed

MOST POINTS IN AN SEC GAME		
Pts.	Player vs. Opponent	Date
37	Malik Monk vs. GEORGIA	1/31/17
35	Jamal Murray vs. FLORIDA	2/6/16
35	Terrence Jones vs. AUBURN	1/11/11
34	Malik Monk at Ole Miss	12/29/16
33	Malik Monk vs. FLORIDA	2/25/17
33	Jamal Murray at Vanderbilt	2/27/16
30	Shai Gilgeous-Alexander vs. VANDERBILT	1/30/18
29	Tyler Herro vs. ARKANSAS	2/26/19
28	Jamal Murray vs. TENNESSEE	2/18/16
28	Anthony Davis vs. VANDERBILT	2/25/12
27	Malik Monk vs. VANDERBILT	2/28/17
27	Malik Monk vs. SOUTH CAROLINA	1/21/17
27	De'Aaron Fox vs. ARKANSAS	1/7/17
27	Tyler Ulis at South Carolina	2/13/16
27	Terrence Jones at LSU	1/28/12
27	Anthony Davis vs. ARKANSAS	1/17/12
27	DeMarcus Cousins at South Carolina	1/26/10

MOST POINTS IN A HALF

Pts.	Player vs. Opponent	Date
30	Malik Monk ² vs. FLORIDA	2/25/17
27	Malik Monk ² vs. North Carolina	12/17/16
27	Jamal Murray ² vs. Ohio State	12/19/15
24	De'Aaron Fox ² vs. UCLA	3/24/17
24	Malik Monk ² at Ole Miss	12/29/16
23	Malik Monk ² vs. GEORGIA	1/31/17
23	Julius Randle ² vs. Michigan State	11/12/13
22	Terrence Jones ² vs. AUBURN	1/11/11
22	Eric Bledsoe ² vs. MOREHEAD STATE	11/13/09
1 / First Half; 2 / Second Half		

MOST POINTS OFF THE BENCH

Pts.	Player vs. Opponent	Date
35	Terrence Jones vs. AUBURN	1/11/11
32	Doron Lamb vs. WINTHROP	12/22/10
28	PJ Washington vs. Auburn	3/31/19
27	Malik Monk vs. VANDERBILT	2/28/17
26	Tyrese Maxey vs. Michigan State	11/5/19
26	Kyle Wiltjer at Ole Miss	1/29/13
24	Shai Gilgeous-Alexander vs. LOUISVILLE	12/29/17
24	Kyle Wiltjer vs. LOYOLA	12/22/11
24	Doron Lamb at North Carolina	12/4/10
23	Wenyen Gabriel vs. Alabama	3/10/18
23	Kyle Wiltjer vs. LIPSCOMB	12/15/12

MOST 3-POINTERS MADE

3's	Player vs. Opponent	Date
8	Malik Monk vs. North Carolina	12/17/16
8	Jamal Murray vs. FLORIDA	2/6/16
8	Eric Bledsoe vs. ETSU	3/18/10

MOST FREE THROWS

Fts	Player vs. Opponent	Date
14	Tyler Ulis at Arkansas	1/21/16
13	Keldon Johnson vs. TENNESSEE STATE	11/23/18
13	De'Aaron Fox vs. UCLA	3/24/17
13	Julius Randle at Ole Miss	2/18/14
13	Julius Randle vs. BELMONT	12/21/13
12	Ashton Hagans vs. UTAH VALLEY	11/18/19
12	PJ Washington vs. Seton Hall	12/8/18
12	Shai Gilgeous-Alexander vs. GEORGIA	12/31/17
12	Tyler Ulis at Tennessee	2/2/16

MOST REBOUNDS		
Rebs	Player vs. Opponent	Date
19	Nick Richards vs. SOUTHERN ILLINOIS	11/9/18
19	Michael Kidd-Gilchrist vs. LOUISVILLE	12/31/11
18	PJ Washington vs. VMI	11/18/18
18	Bam Adebayo vs. Northern Kentucky	3/17/17
18	Anthony Davis vs. CHATTANOOGA	12/17/11
18	DeMarcus Cousins vs. LOUISVILLE	1/2/10
18	Patrick Patterson vs. RIDER	11/21/09
18	DeMarcus Cousins vs. SAM HOUSTON STATE	11/19/09
17	Keldon Johnson vs. AUBURN	2/23/19
17	Terrence Jones vs. Notre Dame	12/8/10
17	Terrence Jones at Washington	11/23/10
16	Wenyen Gabriel vs. AUBURN	1/14/17
16	Julius Randle vs. LSU	3/14/14
16	Julius Randle vs. UNC ASHEVILLE	11/8/13
16	Nerlens Noel vs. BAYLOR	12/1/12
16	Anthony Davis vs. Kansas	4/2/12
16	Anthony Davis vs. LITTLE ROCK	1/3/12

SEC: 17, Keldon Johnson vs. AUBURN, 2/23/19
Postseason: 18, Bam Adebayo vs. NKU, 3/17/17
SEC Tourney: 16, Julius Randle vs. LSU, 3/14/14
NCAA Tourney: 18, Bam Adebayo vs. NKU, 3/17/17
Rupp Arena: 19, Nick Richards vs. SOUTHERN ILLINOIS, 11/9/18
On the Road: 17, Terrence Jones at Wash., 11/23/10
SEC Road: 15, Bam Adebayo at Missouri, 2/21/17
Ranked Opp.: 19, Michael Kidd-Gilchrist vs. LOUISVILLE, 12/31/11
Freshman: 19, Michael Kidd-Gilchrist vs. LOUISVILLE, 12/31/11
Sophomore: 19, Nick Richards vs. SOUTHERN ILLINOIS, 11/9/18
Junior: 18, Patrick Patterson vs. RIDER, 11/21/09
Senior: 14, Josh Harrrellson at Arkansas, 2/23/11
Opener: 16, Julius Randle vs. UNC ASHEVILLE, 11/8/13
SEC Opener: 12, Willie Cauley-Stein vs. OLE MISS, 1/6/15
**In some cases, the most recent occurrence is listed

MOST OFFENSIVE REBOUNDS		
Rebs	Player vs. Opponent	Date
9	Nick Richards vs. SOUTHERN ILLINOIS	11/9/18
9	Willie Cauley-Stein vs. ARKANSAS	2/27/14
9	DeMarcus Cousins vs. OLE MISS	2/2/10
9	Patrick Patterson vs. RIDER	11/21/09
8	Bam Adebayo vs. UT MARTIN	11/25/16
8	Dakari Johnson vs. GRAND CANYON	11/14/14
8	DeMarcus Cousins vs. VANDERBILT	3/10/10
8	Patrick Patterson at Indiana	12/12/09
8	DeMarcus Cousins vs. SAM HOUSTON STATE	11/19/09

MOST DEFENSIVE REBOUNDS

Rebs	Player vs. Opponent	Date
15	Terrence Jones vs. Notre Dame	12/8/10
14	Keldon Johnson vs. AUBURN	2/23/19
14	DeMarcus Cousins vs. LOUISVILLE	1/2/10
13	Anthony Davis vs. LSU	3/9/12
13	Michael Kidd-Gilchrist vs. LOUISVILLE	12/31/11
13	Anthony Davis vs. CHATTANOOGA	12/17/11
13	Terrence Jones vs. Washington	11/23/10
12	Jared Vanderbilt vs. MISSOURI	2/24/18
12	Bam Adebayo vs. Northern Kentucky	3/17/17
12	Karl-Anthony Towns vs. GEORGIA	2/3/15
12	Julius Randle vs. Kansas State	3/21/14
12	Anthony Davis vs. Kansas	4/2/12
12	Anthony Davis vs. Louisville	3/31/12
12	Anthony Davis vs. LITTLE ROCK	1/3/12

MOST ASSISTANTS

Assts.	Player vs. Opponent	Date
16	John Wall vs. HARTFORD	12/29/09
14	Tyler Ulis vs. LSU	3/5/16
14	John Wall vs. UNC Asheville	11/30/09
12	Ashton Hagans vs. Tennessee	3/16/19
12	De'Aaron Fox vs. STEPHEN F. AUSTIN	11/11/16
12	Tyler Ulis at South Carolina	2/13/16
11	Isaiah Briscoe at Ole Miss	12/29/16
11	De'Aaron Fox vs. CLEVELAND STATE	11/23/16
11	Tyler Ulis at Florida	3/1/16
11	Tyler Ulis at Texas A&M	2/20/16
11	Tyler Ulis vs. FLORIDA	2/6/16
11	John Wall vs. East Tennessee State	3/18/10
11	John Wall vs. RIDER	11/21/09

SEC: 14, Tyler Ulis vs. LSU, 3/5/16
Postseason: 12, Ashton Hagans vs. Tennessee, 3/16/19
SEC Tourney: 12, Ashton Hagans vs. Tennessee, 3/16/19
NCAA Tourney: 12, John Wall vs. ETSU, 3/18/10
Rupp Arena: 16, John Wall vs. HARTFORD, 12/29/09
On the Road: 12, Tyler Ulis, at South Carolina, 2/13/16
SEC Road: 12, Tyler Ulis, at South Carolina, 2/13/16
Ranked Opp.: 12, Ashton Hagans vs. Tennessee, 3/16/19
Freshman: 16, John Wall vs. HARTFORD, 12/29/09
Sophomore: 14, Tyler Ulis vs. LSU, 3/5/16
Junior: 9, DeAndre Liggins vs. WINTHROP, 12/22/10
Senior: 10, Julius Mays vs. LAFAYETTE, 11/16/12
Opener: 12, De'Aaron Fox vs. SFA, 11/11/16
SEC Opener: 11, Isaiah Briscoe at Ole Miss, 12/29/16

MOST POINTS/REBOUNDS/ASSISTS		
P/R/A	Player vs. Opponent	Date
49 (47/0/2)	Malik Monk vs. UNC	12/17/16
47 (27/17/3)	Terrence Jones vs. Notre Dame	12/8/10
46 (29/13/4)	PJ Washington vs. Seton Hall	12/8/18
46 (39/3/4)	De'Aaron Fox vs. UCLA	3/24/17
45 (29/13/3)	Terrence Jones vs. Oklahoma	11/22/10
45 (27/18/0)	DeMarcus Cousins vs. SAM HOUSTON STATE	11/19/09
44 (24/19/1)	Michael Kidd-Gilchrist vs. LOUISVILLE	12/31/11
43 (33/9/2)	Jamal Murray at Vanderbilt	2/27/16
43 (35/8/0)	Terrence Jones vs. AUBURN	1/11/11
42 (33/4/5)	Malik Monk vs. FLORIDA	2/25/17
42 (23/11/8)	Isaiah Briscoe vs. GEORGIA	1/31/17
42 (35/6/1)	Jamal Murray vs. FLORIDA	2/6/16

MOST MINUTES WITHOUT A TURNOVER

Mins.	Player vs. Opponent	Date
44	Reid Travis vs. Auburn	3/3/19
44	Darius Miller at Arkansas	2/23/11
41	Aaron Harrison vs. LSU	2/22/14
40	Tyler Ulis vs. Duke	11/17/15
40	Aaron Harrison vs. OLE MISS	1/6/15
40	Alex Poythress vs. MISSOURI	2/23/13
39	Nerlens Noel vs. TEXAS A&M	1/12/13
39	Ryan Harrow at Louisville	12/29/12
39	Anthony Davis vs. ALABAMA	1/21/12
39	Michael Kidd-Gilchrist vs. LOUISVILLE	12/31/11
38	Keldon Johnson vs. Auburn	3/31/19
38	Tyler Herro at Ole Miss	3/5/19
38	Aaron Harrison at LSU	1/28/14
38	Patrick Patterson vs. Mississippi State	3/14/10

MOST BLOCKED SHOTS

Blks.	Player vs. Opponent	Date
12	Nerlens Noel at Ole Miss	1/29/13
9	Willie Cauley-Stein vs. BOISE STATE	12/10/13
9	Willie Cauley-Stein vs. Providence	12/1/13
8	Nerlens Noel at Alabama	1/22/13
8	Anthony Davis at South Carolina	2/4/12
8	Anthony Davis vs. ST. JOHN'S	12/1/11
7	Karl-Anthony Towns vs. VANDERBILT	1/20/15
7	Willie Cauley-Stein vs. EAST MICHIGAN	11/27/13
7	Willie Cauley-Stein vs. MISSOURI	2/23/13
7	Nerlens Noel at Auburn	1/19/13
7	Nerlens Noel vs. TEXAS A&M	1/12/13
7	Nerlens Noel vs. LIPSCOMB	12/15/12
7	Nerlens Noel vs. PORTLAND	12/8/12
7	Anthony Davis vs. Western Kentucky	3/15/12
7	Anthony Davis at Vanderbilt	2/11/12
7	Anthony Davis vs. TENNESSEE	1/31/12
7	Anthony Davis vs. ARKANSAS	1/17/12
7	Anthony Davis vs. SOUTH CAROLINA	1/7/12
7	Anthony Davis vs. Kansas	11/15/11

SEC: 12, Nerlens Noel at Ole Miss, 1/29/13
Postseason: 7, A. Davis vs. Western Kentucky, 3/15/12
SEC Tourney: 6, Anthony Davis vs. LSU, 3/11/12
NCAA Tourney: 7, A. Davis vs. Western Kentucky, 3/15/12
Rupp Arena: 9, Willie Cauley-Stein vs. BOISE STATE, 12/10/13
On the Road: 12, Nerlens Noel at Ole Miss, 1/29/13
SEC Road: 12, Nerlens Noel at Ole Miss, 1/29/13
Ranked Opp.: 12, Nerlens Noel at Ole Miss, 1/29/13
Freshman: 12, Nerlens Noel at Ole Miss, 1/29/13
Sophomore: 9, Willie Cauley-Stein vs. BOISE STATE, 12/10/13
Junior: 4, Nick Richards vs. ECU, 11/8/19
Senior: 6, Josh Harrrellson vs. PENN, 1/3/11
Opener: 5, Anthony Davis vs. MARIST, 11/11/11
SEC Opener: 7, A. Davis vs. SOUTH CAROLINA, 1/7/12
**In some cases, the most recent occurrence is listed

MOST STEALS

Stls.	Player vs. Opponent	Date
8	Ashton Hagans vs. North Carolina	12/22/18
6	Tyler Ulis vs. OLE MISS	1/2/16
6	Willie Cauley-Stein vs. GEORGIA	1/25/14
6	Nerlens Noel vs. BAYLOR	12/1/12
6	John Wall vs. UCconn	12/9/09
6	John Wall vs. UNC Asheville	11/30/09
5	Ashton Hagans vs. TEXAS A&M	1/8/19
5	Tyler Herro vs. MONMOUTH	11/28/18
5	Tyler Herro vs. NORTH DAKOTA	11/14/18
5	Shai Gilgeous-Alexander vs. Davidson	3/15/18
5	Malik Monk vs. UCLA	12/3/16
5	Aaron Harrison vs. ARKANSAS	2/28/15
5	Willie Cauley-Stein vs. Texas	12/5/14
5	DeAndre Liggins vs. TENNESSEE	2/8/11
5	Darius Miller at Portland	11/19/10

SEC: 6, Tyler Ulis vs. OLE MISS, 1/2/16
Postseason: 5, Shai Gilgeous-Alexander vs. Davidson, 3/15/18
SEC Tourney: 5, John Wall vs. Mississippi State, 3/14/10
NCAA Tourney: 5, Shai Gilgeous-Alexander vs. Davidson, 3/15/18
Rupp Arena: 6, Tyler Ulis vs. OLE MISS, 1/2/16
On the Road: 5, Darius Miller at Portland, 11/19/10
SEC Road: 4, Ashton Hagans at Georgia, 1/15/19
Ranked Opp.: 8, Ashton Hagans vs. North Carolina, 12/22/18
Freshman: 8, Ashton Hagans vs. North Carolina, 12/22/18
Sophomore: 6, Tyler Ulis vs. OLE MISS, 1/2/16
Junior: 5, Willie Cauley-Stein vs. TEXAS, 12/5/14
Senior: 4, Dominique Hawkins vs. Arkansas, 3/12/17
Opener: 4, Knox/Gilgeous-Alexander vs. UTAH VALLEY, 11/10/17
SEC Opener: 6, Tyler Ulis vs. OLE MISS, 1/2/16
**In some cases, the most recent occurrence is listed



TEAM GAME RECORDS CAL ERA

MOST FIELD GOALS

FGs.	Opponent	Date
46	MARIST	11/11/11
44	vs. Arizona State	11/28/16
44	AUBURN	2/21/15
42	UIC	11/26/17
42	LIU BROOKLYN	11/23/12
41	UT MARTIN	11/25/16
41	HARTFORD	12/29/09
40	vs. North Carolina	12/17/16
40	LAFAYETTE	11/16/12
38	CLEVELAND STATE	11/23/16
38	LSU	3/5/16
38	vs. Wake Forest	3/20/10

FEWEST FIELD GOALS

FGs.	Opponent	Date
14	at Tennessee	3/2/19
14	at South Carolina	3/1/14
16	vs. Kansas State	3/22/18
16	ALABAMA	3/4/14
17	GEORGIA	12/31/17
17	LOUISVILLE	12/31/11
17	at Auburn	2/12/14
18	vs. LSU	3/9/12
18	vs. Vanderbilt	3/15/13
18	vs. Florida	3/16/14
18	vs. UConn	4/7/14
18	at Texas A&M	1/10/15
18	at South Carolina	1/24/15

MOST FIELD-GOAL ATTEMPTS

FGs.	Opponent	Date
84	vs. Arizona State	11/28/16
80	UCLA	12/3/16
77	ARKANSAS	1/23/10
76	ARKANSAS	2/27/14
75	MARIST	11/11/11
74	at Ole Miss	12/29/16
74	vs. North Carolina	12/17/16
74	UT MARTIN	11/25/16

FEWEST FIELD-GOAL ATTEMPTS

FGs.	Opponent	Date
39	at South Carolina	1/24/15
40	at Robert Morris	3/19/13
41	ALABAMA	1/31/15
41	TENNESSEE	1/31/12
42	ARKANSAS	2/26/19
42	at Missouri	2/19/19
42	vs. Kansas State	3/22/18
42	vs. Alabama	3/10/18
42	FLORIDA	2/15/14
42	vs. Providence	12/1/13
42	vs. LSU	3/9/12
42	vs. Cleveland State	11/24/09

MOST FREE THROWS

FTs.	Opponent	Date
35	vs. Indiana	3/23/12
33	at South Carolina	3/1/14
32	LOUISVILLE	12/31/11
31	UTAH VALLEY	11/18/19
31	MOREHEAD STATE	11/21/12
31	INDIANA	12/11/10
30	vs. Auburn	3/14/15
30	UNC ASHEVILLE	11/8/13
30	vs. Baylor	3/25/12
29	VMI	11/18/18
29	ILLINOIS STATE	11/30/15
29	at North Carolina	12/14/13

FEWEST FREE THROWS

FTs.	Opponent	Date
3	ETSU	11/17/17
4	vs. UConn	4/2/11

4	VANDERBILT	1/23/16
5	vs. Georgia	3/9/18
6	vs. Michigan	3/30/14
6	at Florida	2/12/13
6	at Alabama	1/22/13
6	vs. Princeton	3/17/11

MOST FREE-THROW ATTEMPTS

FTs.	Opponent	Date
48	UNC ASHEVILLE	11/8/13
46	ILLINOIS STATE	11/30/15
44	vs. Baylor	3/25/12
44	INDIANA	12/11/10
43	at North Carolina	12/14/13
43	LOUISVILLE	12/31/11
42	at South Carolina	3/1/14
41	vs. TENNESSEE STATE	11/23/18
41	vs. LSU	3/14/14
41	MOREHEAD STATE	11/21/12

FEWEST FREE-THROW ATTEMPTS

FTs.	Opponent	Date
6	VANDERBILT	1/23/16
10	vs. Georgia	3/9/18
10	vs. Wisconsin	4/4/15
11	at Georgia	1/15/19
11	at Louisville	12/29/18
11	at LSU	2/10/15
11	vs. Michigan	3/30/14
11	MISSISSIPPI STATE	2/27/13
11	at Florida	2/12/13
11	at Alabama	1/22/13
11	at Florida	3/4/12
11	GEORGIA	3/1/12
11	FLORIDA	2/7/12
11	vs. Princeton	3/17/11

MOST 3-POINTERS

3s.	Opponent	Date
15	GEORGIA	3/1/12
15	vs. ETSU	3/18/10
14	HARTFORD	12/29/09
13	TEXAS A&M	1/3/17
13	vs. Alabama	3/11/16
13	ETSU	11/12/10
12	UTAH	12/15/18
12	FLORIDA	2/6/16
12	vs. UCLA	12/20/14
12	CHATTANOOGA	12/17/11
12	vs. North Carolina	3/27/11
12	WINTHROP	12/22/10
12	VANDERBILT	1/30/10

FEWEST 3-POINTERS

3s.	Opponent	Date
0	vs. Davidson	3/15/18
1	UTAH VALLEY	11/18/19
1	at South Carolina	1/16/18
1	at Vanderbilt	1/10/17
1	Texas	12/5/14
1	LSU	2/22/14
1	vs. LSU	3/9/12
1	Tennessee	1/31/12
1	vs. Alabama	3/12/10

MOST 3-POINT ATTEMPTS

3s.	Opponent	Date
33	CHATTANOOGA	12/17/11
33	vs. ETSU	3/18/10
33	ARKANSAS	1/23/10
32	vs. West Virginia	3/27/10
28	vs. Arizona State	11/28/16
28	at Texas A&M	1/10/15
28	ALABAMA	3/4/14
28	vs. Vanderbilt	3/11/12
28	HARTFORD	12/29/09

27	GEORGIA	3/1/12
27	vs. UConn	4/2/11

FEWEST 3-POINT ATTEMPTS

3s.	Opponent	Date
5	vs. Wisconsin	4/4/15
5	vs. Wisconsin	4/5/14
5	at Tennessee	1/14/12
6	vs. Davidson	3/15/18
6	FLORIDA	3/7/15
6	Vanderbilt	1/20/15
7	FLORIDA	3/10/19
7	at Missouri	1/29/15
7	PROVIDENCE	11/30/14
7	vs. Louisville	3/31/12
7	at Indiana	12/10/11

MOST REBOUNDS

Rebs.	Opponent	Date
59	vs. Arizona State	11/28/16
59	ARKANSAS	1/23/10
57	LOUISVILLE	12/31/11
56	ROBERT MORRIS	11/17/13
54	EASTERN KENTUCKY	11/8/19
54	NJIT	11/14/15

FEWEST REBOUNDS

Rebs.	Opponent	Date
21	ALABAMA	1/31/15
21	at Tennessee	2/16/13
22	vs. Wisconsin	4/4/15
23	UTAH	12/15/18
24	GEORGIA	2/3/15
24	NORTH CAROLINA	12/13/14
24	TENNESSEE	1/18/14
25	vs. Baylor	12/6/13
25	at Robert Morris	3/19/13

MOST OFFENSIVE REBOUNDS

Rebs.	Opponent	Date
26	ARKANSAS	2/27/14
24	GRAND CANYON	11/14/14
24	vs. West Virginia	3/27/10
22	NJIT	11/14/15
22	at Auburn	2/2/14
22	ARKANSAS	1/23/10
21	SOUTH CAROLINA	2/5/19
21	at West Virginia	1/27/18
21	VALPARAISO	12/7/16
21	COLUMBIA	12/10/14
21	at South Carolina	3/1/14
21	BAYLOR	12/1/12
21	at Indiana	12/12/09

FEWEST OFFENSIVE REBOUNDS

Rebs.	Opponent	Date
1	vs. Alabama	3/10/18
3	at South Carolina	1/24/14
4	at Ole Miss	3/5/19
5	vs. Michigan State	11/5/19
5	GEORGIA	2/3/15
5	ALABAMA	1/31/15
5	MISSISSIPPI STATE	2/15/11
5	GEORGIA	1/29/11

MOST DEFENSIVE REBOUNDS

Rebs.	Opponent	Date
42	EASTERN KENTUCKY	11/8/19
39	vs. Arizona State	11/28/16
39	ROBERT MORRIS	11/17/13
39	EASTERN MICHIGAN	1/2/13
38	TROY	11/20/17
38	vs. Hampton	3/19/15
38	EASTERN KENTUCKY	12/7/14
38	vs. Cleveland State	11/24/09
37	at Texas A&M	1/10/15

37	LOUISVILLE	12/31/11
37	ARKANSAS	1/23/10

FEWEST DEFENSIVE REBOUNDS

Rebs.	Opponent	Date
9	at Tennessee	2/16/13
13	NORTH CAROLINA	12/13/14
15	vs. Baylor	12/6/13
15	at Alabama	1/18/11
16	UTAH	12/15/18
16	vs. Wisconsin	4/4/15
16	ALABAMA	1/31/15
16	TEXAS A&M	1/12/13
16	at Auburn	1/11/12
16	vs. UConn	11/24/10

MOST ASSISTS

Assts.	Opponent	Date
33	vs. Arizona State	11/28/16
30	HARTFORD	12/29/09
28	LIU BROOKLYN	11/23/12
28	vs. UNC Asheville	11/30/09
25	CLEVELAND STATE	11/23/16
25	AUBURN	2/21/15
25	vs. UCLA	12/20/14
24	vs. North Carolina	12/22/18
24	at Ole Miss	12/29/16
24	UT MARTIN	11/25/16
24	BOSTON	11/21/14
24	MARIST	11/11/11
24	vs. ETSU	3/18/10

FEWEST ASSISTS

Assts.	Opponent	Date
5	LSU	2/22/14
6	EVANSVILLE	11/12/19
6	vs. Kansas State	3/22/18
6	at Florida	3/3/18
6	VANDERBILT	3/1/11

MOST TURNOVERS

TOs.	Opponent	Date
24	MOREHEAD STATE	11/13/09
23	SAM HOUSTON STATE	11/19/09
22	ETSU	11/17/17
21	LOUISVILLE	12/31/11
21	vs. Old Dominion	11/20/11
21	NORTH CAROLINA	12/5/09
20	EASTERN MICHIGAN	11/27/13
20	ALBANY	11/13/15
20	vs. Cleveland State	11/24/09

FEWEST TURNOVERS

TOs.	Opponent	Date
3	at Georgia	3/3/15
3	at South Carolina	2/4/12
4	ALABAMA	2/23/16
4	COLUMBIA	12/10/14
4	vs. Wisconsin	4/5/14
4	PORTLAND	11/26/11
5	vs. Georgia	3/9/18
5	vs. Georgia	3/12/16
5	at Vanderbilt	2/27/16
5	ALABAMA	1/31/15

MOST BLOCKS

Blks.	Opponent	Date
18	ST. JOHN'S	12/1/11
15	vs. Stony Brook	3/17/16
14	at Georgia	3/3/10
13	vs. UCLA	12/20/14
13	at Ole Miss	1/29/13
13	ARKANSAS	1/17/12
13	vs. Kansas	11/15/11
13	MARIST	11/11/11



TEAM GAME RECORDS CAL ERA

FEWEST BLOCKS

Blks.	Opponent	Date
1	vs. Wofford	3/23/19
1	vs. Abilene Christian	3/21/19
1	LSU	2/12/19
1	SOUTH CAROLINA	2/5/19
1	at Alabama	1/5/19
1	vs. Georgia	3/9/18
1	at Vanderbilt	1/10/17
1	vs. Alabama	3/11/16
1	at LSU	1/5/16
1	WRIGHT STATE	11/20/15
1	ALABAMA	1/31/15
1	at Missouri	1/29/15
1	vs. Wisconsin	4/5/14
1	at Florida	3/8/14

MOST STEALS

Stls.	Opponent	Date
15	LAFAYETTE	11/16/12
13	OLE MISS	1/2/16
13	vs. UConn	12/9/09
12	vs. North Carolina	12/22/18
12	NORTH DAKOTA	11/14/18
12	STEPHEN F. AUSTIN	11/11/16
12	BOSTON	11/24/15
12	NORTH CAROLINA	12/13/14
12	PROVIDENCE	11/30/14
12	LIPSCOMB	12/15/12
12	PORTLAND	11/26/11
12	vs. Cornell	3/25/10
12	GEORGIA	1/9/10
12	vs. UNC Asheville	11/30/09

FEWEST STEALS

Stls.	Opponent	Date
0	vs. Baylor	12/6/13
1	vs. Duke	11/7/18
1	at West Virginia	1/27/18
1	vs. Michigan State	11/12/13
1	at Robert Morris	3/19/13
1	vs. West Virginia	3/19/11
1	FLORIDA	2/26/11

MOST PERSONAL FOULS

Fls.	Opponent	Date
33	at Kansas	1/30/16
32	at South Carolina	1/16/18
31	at Arkansas	1/14/14
31	at North Carolina	12/14/13
29	at Missouri	2/3/18
29	at South Carolina	3/1/14
28	VANDERBILT	1/30/10

FEWEST PERSONAL FOULS

Fls.	Opponent	Date
7	HARTFORD	12/29/09
8	MONTANA STATE	11/23/14
8	LAFAYETTE	11/16/12
8	vs. Florida	3/10/12
8	vs. Princeton	3/17/11
8	WINTHROP	12/22/10
8	DREXEL	12/21/09
8	vs. UNC Asheville	11/30/09

HIGHEST FIELD-GOAL %

Pct.	Opponent	Date
.677	LIU BROOKLYN	11/23/12
.667	UIC	11/26/17
.647	AUBURN	2/21/15
.645	LAFAYETTE	11/16/12
.643	vs. Alabama	3/10/18
.643	vs. Providence	12/1/13
.614	SOUTH CAROLINA	2/5/13
.613	MARIST	11/11/11
.603	vs. Wake Forest	3/20/10

.603 HARTFORD 12/29/09

LOWEST FIELD-GOAL %

Pct.	Opponent	Date
.269	at South Carolina	3/1/14
.281	at Texas A&M	1/10/15
.296	BAYLOR	12/1/12
.298	LOUISVILLE	12/31/11
.309	at Auburn	2/12/14
.313	at Missouri	2/3/18
.318	at Tennessee	3/2/19
.315	GEORGIA	12/31/17
.327	ALABAMA	3/4/14
.339	vs. UConn	4/2/11

HIGHEST FREE-THROW %

Pct.	Opponent	Date
1.000	FLORIDA	2/7/12
1.000	AUSTIN PEAY	12/19/09
.958	TENNESSEE	1/18/14
.955	at Florida	2/7/15
.946	vs. Indiana	3/23/12
.923	at Mississippi State	2/25/15
.913	TEXAS A&M	1/8/19
.912	UTAH VALLEY	11/18/19
.900	vs. Wisconsin	4/4/15
.900	at Ole Miss	2/18/14

LOWEST FREE-THROW %

Pct.	Opponent	Date
.200	ETSU	11/17/17
.333	vs. UConn	4/2/11
.391	ETSU	11/12/10
.412	vs. Wake Forest	3/20/10
.435	at Vanderbilt	2/27/16
.471	at Texas A&M	2/10/18
.471	PROVIDENCE	11/30/14
.478	at Louisville	12/29/12

HIGHEST 3-POINT %

Pct.	Opponent	Date
.700	at Florida	3/1/16
.692	DREXEL	12/21/09
.667	vs. Alabama	3/10/18
.667	AUSTIN PEAY	12/19/09
.636	vs. Michigan	3/30/14
.625	MISSOURI	2/24/18
.625	BOSTON	11/30/10
.600	FLORIDA	2/6/16
.600	FLORIDA	2/7/12
.591	vs. Alabama	3/11/16

LOWEST 3-POINT %

Pct.	Opponent	Date
.000	vs. Davidson	3/15/18
.077	vs. Alabama	3/12/10
.083	UTAH VALLEY	11/18/19
.083	TEXAS	12/5/14
.091	at South Carolina	1/16/18
.091	at Tennessee	2/27/10
.100	at Missouri	2/3/18
.100	TENNESSEE	1/31/12
.111	at Vanderbilt	1/10/17
.118	COLUMBIA	12/10/14

HIGHEST REBOUND MARGIN

Margin	Opponent	Date
+31	NJIT	11/14/15
+30	NORTH DAKOTA	11/14/18
+30	GRAND CANYON	11/14/14
+29	EASTERN KENTUCKY	11/8/19
+29	SOUTHERN ILLINOIS	11/9/18

+28	NKU	11/10/13
+27	vs. Abilene Christian	3/21/19
+27	vs. Little Rock	1/3/12
+26	vs. Arizona State	11/28/16
+26	LOUISVILLE	12/31/11

LOWEST REBOUND MARGIN

Margin	Opponent	Date
-25	at Florida	2/4/17
-18	at Tennessee	2/16/13
-16	vs. Baylor	12/6/13
-16	vs. Maryland	11/9/12
-15	TENNESSEE	1/18/14
-14	at LSU	1/5/16
-12	vs. Wisconsin	4/4/15
-12	GEORGIA	2/3/15
-12	at South Carolina	1/24/14
-12	vs. Alabama	3/12/10
-11	at Kansas	1/30/16
-11	TEXAS	12/5/14

VICTORY MARGINS

Margin (Score)	Opponent	Date
+58 (86-28)	MONTANA STATE	11/13/14
+52 (101-49)	LAFAYETTE	11/16/12
+50 (108-58)	MARIST	11/11/11
+49 (86-37)	MISSOURI	1/13/15
+48 (92-44)	UT ARLINGTON	11/25/14
+48 (88-40)	RADFORD	11/23/11
+46 (90-44)	MONMOUTH	11/28/18
+46 (115-69)	vs. Arizona State	11/28/16
+44 (88-44)	DREXEL	12/21/09
+43 (104-61)	HARTFORD	12/29/09

VICTORY MARGIN IN RUPP ARENA

Margin (Score)	Opponent	Date
+58 (86-28)	MONTANA STATE	11/13/14
+52 (101-49)	LAFAYETTE	11/16/12
+50 (108-58)	MARIST	11/11/11
+49 (86-37)	MISSOURI	1/13/15
+48 (92-44)	UT ARLINGTON	11/25/14
+48 (88-40)	RADFORD	11/23/11
+46 (90-44)	MONMOUTH	11/28/18
+44 (88-44)	DREXEL	12/21/09
+43 (104-61)	HARTFORD	12/29/09
+42 (91-49)	EASTERN KENTUCKY	11/8/19
+42 (100-58)	TEXAS A&M	1/3/17

VICTORY MARGIN IN SEC PLAY

Margin (Score)	Opponent	Date
+49 (86-37)	MISSOURI	1/13/15
+42 (100-58)	TEXAS A&M	1/3/17
+38 (82-44)	LSU	1/15/11
+35 (87-52)	at Vanderbilt	1/29/19
+35 (110-75)	AUBURN	2/21/15
+34 (82-48)	GEORGIA	2/9/16
+34 (88-54)	MISSOURI	1/27/16
+34 (77-43)	SOUTH CAROLINA	2/14/15
+34 (86-52)	at South Carolina	2/4/12
+31 (90-59)	SOUTH CAROLINA	2/19/11
+31 (101-70)	ARKANSAS	1/23/10

VICTORY MARGIN ON THE ROAD

Margin (Score)	Opponent	Date
+35 (87-52)	at Vanderbilt	1/29/19
+34 (86-52)	at South Carolina	2/4/12
+31 (79-48)	at Portland	11/19/10
+27 (89-62)	at South Carolina	2/13/16
+26 (81-55)	at LSU	2/6/10
+24 (74-50)	at LSU	1/28/12
+23 (99-76)	at Ole Miss	12/29/16
+22 (70-48)	at Alabama	1/17/15
+22 (75-53)	at Auburn	1/19/13
+20 (69-49)	at Georgia	1/15/19

VICTORY MARGIN AT A NEUTRAL SITE

Margin (Score)	Opponent	Date
+46 (115-69)	vs. Arizona State	11/28/16
+39 (78-39)	vs. West Virginia	3/26/15
+39 (83-44)	vs. UCLA	12/20/14
+38 (85-47)	vs. Penn State	11/19/11
+35 (79-44)	vs. Abilene Christian	3/21/19
+32 (72-40)	vs. Kansas	11/18/14
+30 (90-60)	vs. Wake Forest	3/20/10
+29 (100-71)	vs. ETSU	3/18/10
+29 (74-45)	vs. Tennessee	3/13/10
+28 (85-57)	vs. Stony Brook	3/17/16
+26 (85-59)	vs. Alabama	3/11/16

VICTORY MARGIN ON THE ROAD IN THE SEC

Margin (Score)	Opponent	Date
+35 (87-52)	at Vanderbilt	1/29/19
+34 (86-52)	at South Carolina	2/4/12
+27 (89-62)	at South Carolina	2/13/16
+26 (81-55)	at LSU	2/6/10
+24 (74-50)	at LSU	1/28/12
+23 (99-76)	at Ole Miss	12/29/16
+22 (70-48)	at Alabama	1/17/15
+22 (75-53)	at Auburn	1/19/13
+22 (69-49)	at Georgia	1/15/19
+18 (74-56)	at Mississippi State	2/25/15
+18 (66-48)	at Tennessee	2/17/15

VICTORY MARGIN IN THE SEC TOURNAMENT

Margin (Score)	Opponent	Date
+29 (74-45)	vs. Tennessee	3/13/10
+26 (85-59)	vs. Alabama	3/11/16
+24 (91-67)	vs. Auburn	3/14/15
+23 (86-63)	vs. Alabama	3/10/18
+18 (73-55)	vs. Alabama	3/15/19
+18 (85-67)	vs. LSU	3/14/14
+17 (82-65)	vs. Arkansas	3/12/17
+16 (70-54)	vs. Florida	3/13/11
+15 (78-63)	vs. Arkansas	3/15/15
+15 (64-49)	vs. Florida	3/13/15

VICTORY MARGIN IN THE NCAA TOURNAMENT

Margin (Score)	Opponent	Date
+39 (78-39)	vs. West Virginia	3/26/15
+35 (79-44)	vs. Abilene Christian	3/21/19
+30 (90-60)	vs. Wake Forest	3/20/10
+29 (100-71)	vs. ETSU	3/18/10
+28 (85-57)	vs. Stony Brook	3/17/16
+23 (79-56)	vs. Hampton	3/19/15
+20 (95-75)	vs. Buffalo	3/17/18
+17 (62-45)	vs. Cornell	3/25/10
+16 (87-71)	vs. Iowa State	3/17/12
+15 (81-66)	vs. Western Kentucky	3/15/12
+13 (64-51)	vs. Cincinnati	3/21/15





ASHTON HAGANS

Sophomore | Guard | 6-3 | 198 lbs | Cartersville, Ga. | Newton

[@H23Ash](#) | [@ashton.hagans](#)

2019-20 SEASON/CAREER HIGHS

Points		
Season	26, vs. UTAH VALLEY (11/18/19)	
Career	26, vs. UTAH VALLEY (11/18/19)	
Rebounds		
Season	7, 2x, last vs. MT. ST. MARY'S (11/22/19)	
Career	7, 3x, last vs. MT. ST. MARY'S (11/22/19)	
Field Goals		
Season	7, vs. UTAH VALLEY (11/18/19)	
Career	9, at Georgia (1/15/19)	
Field Goals Attempted		
Season	14, vs. UTAH VALLEY (11/18/19)	
Career	18, at Georgia (1/15/19)	
3-Point Field Goals		
Season	-	
Career	2, 2x, last vs. AUBURN (2/23/19)	
3-Point Field Goals Attempted		
Season	3, 2x, last vs. EVANSVILLE (11/12/19)	
Career	4, 3x, last vs. Auburn (3/31/19)	
Free Throws		
Season	12, vs. UTAH VALLEY (11/18/19)	
Career	12, vs. UTAH VALLEY (11/18/19)	
Free Throws Attempted		
Season	12, vs. UTAH VALLEY (11/18/19)	
Career	12, vs. UTAH VALLEY (11/18/19)	
Assists		
Season	7, vs. MT. ST. MARY'S (11/22/19)	
Career	12, vs. Tennessee (3/16/19)	
Steals		
Season	3, vs. EKU (11/8/19)	
Career	8, vs. North Carolina (12/22/18)	
Blocks		
Season	1, vs. UTAH VALLEY (11/18/19)	
Career	2, vs. VMI (11/18/18)	
Minutes		
Season	37, vs. UTAH VALLEY (11/18/19)	
Career	38, 2x, last vs. Auburn (3/31/19)	
MISCELLANEOUS		
	2019-20	CAREER
Dunks	1	4
Double-Figure Scoring Games	4	17
Double-Figure Rebounding Games	0	0
Games With Double-Double	0	1
Games Led UK in Scoring	1	3
Games Led UK in Rebounding	1	2
Games Led UK in Assists	5	31
Games Led UK in Steals	3	20
Games Led UK in Blocks	1	2
Games With 3+ Assists	5	34
Games With 3+ Blocks	0	0
Games With 3+ Steals	1	11
Games With 3+ 3-Pointers	0	0

- Posted 16 points against Mount St. Mary's along with a career-high-tying seven rebounds and a season-high seven assists
- Made all six foul shots, making him 18 of 18 at the charity stripe in the last two games
- UK is 7-0 in Hagans' career when he scores at least 14 points
- Leads the team with 24 assists and has led the Wildcats in assists in all five games
- After a lower leg injury limited him to 24 minutes against Evansville, played 37 minutes against Utah Valley, scoring a career-high 26 points and led the Wildcats with five assists
- It is the second 20-point game of his career, scoring 23 at Georgia on Jan. 19
- Made 12 of 12 at the foul line, career bests in both categories. Became the 15th player in school history to go perfect from the free-throw line with at least 12 attempts
- Drew the main defensive assignment on Michigan State guard Cassius Winston, a leading national player of the year candidate, and was a disruptor on that end of the floor en route to the win
- Also added 11 points and three assists vs. the top-ranked Spartans
- All-SEC Preseason First Team selection by the league's media and coaches
- National watch lists: Citizen Naismith Trophy, Wooden Preseason Top 50, Lute Olson Award, Bob Cousy Award
- SEC Co-Defensive Player of the Year and SEC All-Defensive Team in 2018-19
- Naismith National Defensive Player of the Year semifinalist as a freshman
- Led UK with 61 steals, tied for third most among all freshmen in school history
- First player in program history with at least three steals in seven straight
- Steals streak was the longest by a major-conference freshman since Chris Paul had a stretch of 10 straight games with three or more steals in 2003-04
- Led team with 160 total assists, fifth most by a freshman in school history
- Three or more in a team-high 29 games
- Dished a career-high 12 assists vs. Tennessee in the SEC Tournament semifinals, tied for the most in SEC Tournament history
- Tied Rajon Rondo and Wayne Turner's school record with eight steals against North Carolina



Birthdate: July 8

Parents: Monica Wheeler and Marvin Hagans

Major: Community and leadership development

Off the court he likes ...
Going to the studio and rapping for the fun of it

Did you know?
He chose to wear No. 0 this season because it was also his high school number

Game-By-Game Statistics

Opponent	Date	GS	Min	FG-A	Pct.	3FG-A	Pct.	FT-A	Pct.	Off-Def-Tot	PF	Ast	TO	Blk	Stl	Pts
vs. Michigan St.	11/5/19	*	29	3-9	.333	0-1	.000	5-5	1.000	1-1-2	1	3	3	0	1	11
EKU	11/8/19	*	23	5-9	.556	0-3	.000	1-3	.333	1-6-7	2	5	3	0	3	11
EVANSVILLE	11/12/19	*	24	1-8	.125	0-3	.000	1-2	.500	0-2-2	4	3	4	0	2	3
UTAH VALLEY	11/18/19	*	37	7-14	.500	0-2	.000	12-12	1.000	0-5-5	0	6	6	1	1	26
MT. ST. MARY'S	11/22/19	*	29	5-8	.625	0-0	.000	6-6	1.000	0-7-7	2	7	2	0	1	16

Career Statistics

Year	GP-GS	Min-Avg	FG-FGA	Pct	3FG-FGA	Pct	FT-FTA	Pct	Off-Def-Tot-Avg	PF-FO	Ast	TO	Blk	Stl	Pts	Avg
2018-19	37-30	1054-28.5	100-214	.467	14-51	.275	70-92	.761	22-74-96-2.6	73-0	160	94	4	61	284	7.7
2019-20	5-5	142-28.4	21-48	.438	0-9	.000	25-28	.893	2-21-23-4.6	9-0	24	18	1	8	67	13.4
TOTAL	42-35	1196-28.5	121-262	.462	14-60	.233	95-120	.792	24-95-119-2.8	82-0	184	112	5	69	351	8.4

2019-20 SEASON/CAREER HIGHS

Points		
Season	12, vs. EKU (11/8/19)	
Career	32, vs. HOLY CROSS (1/14/19)	
Rebounds		
Season	12, vs. UTAH VALLEY (11/18/19)	
Career	17, vs. ARMY (3/2/19)	
Field Goals		
Season	3, 2x, last vs. EKU (11/8/19)	
Career	11, vs. HOLY CROSS (1/14/19)	
Field Goals Attempted		
Season	8, vs. UTAH VALLEY (11/18/19)	
Career	17, vs. ARMY (3/2/19)	
3-Point Field Goals		
Season	1, 2x, last vs. EKU (11/8/19)	
Career	5, at Boston University (1/5/19)	
3-Point Field Goals Attempted		
Season	3, 2x, last vs. UTAH VALLEY (11/18/19)	
Career	8, at Army (1/2/19)	
Free Throws		
Season	5, 2x, last vs. EVANSVILLE (11/12/19)	
Career	9, vs. HOLY CROSS (1/14/19)	
Free Throws Attempted		
Season	7, vs. EKU (11/8/19)	
Career	10, vs. HOLY CROSS (1/14/19)	
Assists		
Season	4, vs. MT. ST. MARY'S (11/22/19)	
Career	5, vs. BOSTON UNIVERSITY (3/4/18)	
Steals		
Season	2, vs. EKU (11/8/19)	
Career	2, 5x, last vs. EKU (11/8/19)	
Blocks		
Season	2, vs. EKU (11/8/19)	
Career	4, 2x, last vs. ARMY (3/2/19)	
Minutes		
Season	34, vs. UTAH VALLEY (11/18/19)	
Career	39, at St. Bonaventure (11/7/18)	
MISCELLANEOUS		
	2019-20	CAREER*
Dunks	1	1^
Double-Figure Scoring Games	1	41
Double-Figure Rebounding Games	2	14
Games With Double-Double	1	12
Games Led UK in Scoring	0	9
Games Led UK in Rebounding	3	30
Games Led UK in Assists	0	0
Games Led UK in Steals	0	12
Games Led UK in Blocks	1	33
Games With 3+ Assists	1	10
Games With 3+ Blocks	0	5
Games With 3+ Steals	0	0
Games With 3+ 3-Pointers	0	4
<small>*includes Bucknell statistics</small>		
<small>^only includes UK career</small>		

- Played 25 or more minutes in all five games this season
- Leads the Wildcats with a 7.6 rebounding average and has led UK in rebounding in three games
- Scored eight points and snared 12 rebounds against Utah Valley, most by a Wildcat this season
- Posted his first double-double as a Wildcat vs. Eastern Kentucky with 12 points and 11 rebounds
- Made his Kentucky debut in the win vs. No. 1/1 Michigan State, recording seven points and six rebounds with a key 3-pointer in the second half to push UK's lead to 13
- Averaged 12.0 points and 9.0 rebounds in UK's two exhibition games, including a double-double vs. Georgetown College (11 points, 10 boards) and 13 points vs. Kentucky State
- Graduate transfer who concluded his career at Bucknell as an All-Patriot League Second Team performer
- Ranked second on the team and sixth in the Patriot League in points per game (15.8) and led the team and league in rebounds per game (8.5) as a senior
- Shot 53.6% from the field, 38% from 3-point range and 80.8% from the free-throw line
- Scored in double figures in 27 games
- Calipari has called him a bigger, stronger Derek Willis because of his ability to stretch the floor and hit shots: "He's way better than I thought he was," Calipari said
- Tallied career-high 32 points and broke school record for most field goals without a miss (11 of 11) against Holy Cross
- 12 career double-doubles
- First player from Cameron County to become a Division I athlete since the 1970s



Birthday: May 12

Parents: Donald and Rachelle Sestina

Grad program: Kinesiology and health promotion

Off the court he likes to ...
Go fishing with his dad and two brothers

Did you know?
His nickname is "Sesti," and he has at least one cup of coffee every day

Game-By-Game Statistics

Opponent	Date	GS	Min	FG-A	Pct.	3FG-A	Pct.	FT-A	Pct.	Off-Def-Tot	PF	Ast	TO	Blk	Stl	Pts
vs. Michigan St.	11/5/19	*	31	3-4	.750	1-2	.500	0-0	.000	0-6-6	3	2	0	1	0	7
EKU	11/8/19	*	30	3-6	.500	1-3	.333	5-7	.714	3-8-11	2	2	1	2	2	12
EVANSVILLE	11/12/19	*	30	2-4	.500	0-1	.000	5-5	1.000	1-4-5	3	0	2	1	0	9
UTAH VALLEY	11/18/19	*	34	2-8	.250	0-3	.000	4-4	1.000	3-9-12	4	1	3	0	0	8
MT. ST. MARY'S	11/22/19	*	25	1-3	.333	0-2	.000	3-3	1.000	1-3-4	1	4	0	0	0	5

Career Statistics

Year	GP-GS	Min-Avg	FG-FGA	Pct	3FG-FGA	Pct	FT-FTA	Pct	Off-Def-Tot-Avg	PF-FO	Ast	TO	Blk	Stl	Pts	Avg
2015-16	4-0	32-8.0	6-11	.545	2-3	.667	1-1	1.000	1-4-5-1.3	7-0	3	4	0	2	15	3.8
2016-17	31-0	371-12.0	63-124	.508	7-24	.292	16-23	.696	35-79-114-3.7	57-0	12	27	17	7	149	4.8
2017-18	34-0	508-14.9	89-159	.560	14-41	.341	29-39	.744	37-97-134-3.9	71-0	31	35	20	11	221	6.5
2018-19	31-31	858-27.7	185-345	.536	41-108	.380	80-99	.808	61-201-262-8.5	89-3	37	66	33	11	491	15.8
2019-20	5-5	150-30.0	11-25	.440	2-11	.182	17-19	.895	8-30-38-7.6	13-0	9	6	4	2	41	8.2
TOTAL	105-36	1919-18.3	354-664	.533	66-187	.353	143-181	.790	142-411-553-5.3	237-3	92	138	74	33	917	8.7



KAHLIL WHITNEY

Freshman | Forward | 6-6 | 210 lbs | Chicago | Roselle Catholic

[@KahlilWhitney](#)

[@kahlilwhitney](#)

2019-20 SEASON/CAREER HIGHS

Points		
Season	11, vs. EKU (11/8/19)	
Career	11, vs. EKU (11/8/19)	
Rebounds		
Season	5, vs. UTAH VALLEY (11/18/19)	
Career	5, vs. UTAH VALLEY (11/18/19)	
Field Goals		
Season	5, vs. EKU (11/8/19)	
Career	5, vs. EKU (11/8/19)	
Field Goals Attempted		
Season	8, vs. EKU (11/8/19)	
Career	8, vs. EKU (11/8/19)	
3-Point Field Goals		
Season	1, 3x, last vs. MT. ST. MARY'S (11/22/19)	
Career	1, 3x, last vs. MT. ST. MARY'S (11/22/19)	
3-Point Field Goals Attempted		
Season	3, vs. EVANSVILLE (11/12/19)	
Career	3, vs. EVANSVILLE (11/12/19)	
Free Throws		
Season	3 vs. EVANSVILLE (11/12/19)	
Career	3 vs. EVANSVILLE (11/12/19)	
Free Throws Attempted		
Season	6, vs. EVANSVILLE (11/12/19)	
Career	6, vs. EVANSVILLE (11/12/19)	
Assists		
Season	1, 2x, last vs. MT. ST. MARY'S (11/22/19)	
Career	1, 2x, last vs. MT. ST. MARY'S (11/22/19)	
Steals		
Season	2, 2x, last vs. MT. ST. MARY'S (11/22/19)	
Career	2, 2x, last vs. MT. ST. MARY'S (11/22/19)	
Blocks		
Season	-	
Career	-	
Minutes		
Season	25, vs. UTAH VALLEY (11/18/19)	
Career	25, vs. UTAH VALLEY (11/18/19)	

MISCELLANEOUS		
Dunks	2019-20	CAREER
	4	4
Double-Figure Scoring Games	1	1
Double-Figure Rebounding Games	0	0
Games With Double-Double	0	0
Games Led UK in Scoring	0	0
Games Led UK in Rebounding	0	0
Games Led UK in Assists	0	0
Games Led UK in Steals	2	2
Games Led UK in Blocks	0	0
Games With 3+ Assists	0	0
Games With 3+ Blocks	0	0
Games With 3+ Steals	0	0
Games With 3+ 3-Pointers	0	0

- After suffering a left hand injury late in the game vs. Utah Valley, played 15 minutes against Mount St. Mary's, scoring nine points and logging a pair of steals
- Recorded first double-figure scoring game as a Wildcat vs. Eastern Kentucky with 11 points
- Played 22 key minutes in the victory over No. 1/1 Michigan State, including an important 3-pointer during a 9-0 second-half run that opened up a 13-point lead
- Bounced back from a scoreless exhibition opener with 15 points on 7-of-12 shooting to go along with five rebounds and three blocks vs. Kentucky State
- Julius Erving Award watch list for the nation's top small forward, as awarded by the Naismith Memorial Basketball Hall of Fame
- Tabbed No. 11 overall player by the Recruiting Services Consensus Index for the 2019 class
- Naismith High School Boys' All-America Third Team selection
- All-USA Today New Jersey First Team honors
- Considered an athletic freak and one of the best dunkers on the team with team-best 42-inch maximum vertical and team-high-tying hand width of 11.5 inches
- Averaged 19.4 points and 5.7 rebounds per game as a senior at Roselle Catholic
 - Scored in double figures in all 29 games during his senior season with 11 games of 20 or more points
- Helped lead Roselle Catholic to the New Jersey's Tournament of Champions as a junior
- Scored more than 2,000 points during his high school career
- McDonald's All American Game, Jordan Brand Classic and Allen Iverson Roundball Classic participant
 - Named co-MVP of the Iverson Classic after scoring 38 points
- Delayed signed his national letter of intent to the spring to return home to Chicago and sign at his elementary school as an inspiration to inner-city youth



Birthday: Jan. 8

Parents: Kelly Whitney and Chanel Tillmon

Major: Undeclared/exploratory studies in agriculture

Most memorable moment is ...
Winning a state high school basketball championship

Did you know?.
His father gave him his nickname of "The Dragon"

Game-By-Game Statistics

Opponent	Date	GS	Min	FG-A	Pct.	3FG-A	Pct.	FT-A	Pct.	Off-Def-Tot	PF	Ast	TO	Blk	Stl	Pts
vs. Michigan St.	11/5/19	*	22	1-3	.333	1-2	.500	1-3	.333	2-2-4	2	1	2	0	0	4
EKU	11/8/19	*	21	5-8	.625	0-1	.000	1-2	.500	1-1-2	3	0	2	0	1	11
EVANSVILLE	11/12/19	*	22	1-3	.333	1-3	.333	3-6	.500	1-2-3	2	0	1	0	2	6
UTAH VALLEY	11/18/19	*	25	2-5	.400	0-0	.000	0-0	.000	1-4-5	0	0	2	0	0	4
MT. ST. MARY'S	11/22/19	*	15	4-7	.571	1-1	1.000	0-0	.000	0-1-1	2	1	2	0	2	9


Career Statistics

Year	GP-GS	Min-Avg	FG-FGA	Pct	3FG-FGA	Pct	FT-FTA	Pct	Off-Def-Tot-Avg	PF-FO	Ast	TO	Blk	Stl	Pts	Avg
2019-20	5-5	106-21.2	13-26	.500	3-7	.429	5-11	.455	5-10-15-3.0	9-0	2	9	0	5	34	6.8
TOTAL	5-5	106-21.2	13-26	.500	3-7	.429	5-11	.455	5-10-15-3.0	9-0	2	9	0	5	34	6.8

2019-20 SEASON/CAREER HIGHS

Points		
Season	26, vs. Michigan State (11/5/19)	
Career	26, vs. Michigan State (11/5/19)	
Rebounds		
Season	5, 2x, last vs. UTAH VALLEY (11/18/19)	
Career	5, 2x, last vs. UTAH VALLEY (11/18/19)	
Field Goals		
Season	7, vs. Michigan State (11/5/19)	
Career	7, vs. Michigan State (11/5/19)	
Field Goals Attempted		
Season	14, vs. UTAH VALLEY (11/18/19)	
Career	14, vs. UTAH VALLEY (11/18/19)	
3-Point Field Goals		
Season	3, vs. Michigan State (11/5/19)	
Career	3, vs. Michigan State (11/5/19)	
3-Point Field Goals Attempted		
Season	7, vs. Michigan State (11/5/19)	
Career	7, vs. Michigan State (11/5/19)	
Free Throws		
Season	9, vs. Michigan State (11/5/19)	
Career	9, vs. Michigan State (11/5/19)	
Free Throws Attempted		
Season	10, vs. Michigan State (11/5/19)	
Career	10, vs. Michigan State (11/5/19)	
Assists		
Season	6, vs. MT. ST. MARY'S (11/22/19)	
Career	6, vs. MT. ST. MARY'S (11/22/19)	
Steals		
Season	2, vs. EVANSVILLE (11/12/19)	
Career	2, vs. EVANSVILLE (11/12/19)	
Blocks		
Season	1, vs. EVANSVILLE (11/12/19)	
Career	1, vs. EVANSVILLE (11/12/19)	
Minutes		
Season	37, vs. UTAH VALLEY (11/18/19)	
Career	37, vs. UTAH VALLEY (11/18/19)	
MISCELLANEOUS		
	2019-20	CAREER
Dunks	1	1
Double-Figure Scoring Games	4	4
Double-Figure Rebounding Games	0	0
Games With Double-Double	0	0
Games Led UK in Scoring	1	1
Games Led UK in Rebounding	0	0
Games Led UK in Assists	0	0
Games Led UK in Steals	1	1
Games Led UK in Blocks	1	1
Games With 3+ Assists	3	3
Games With 3+ Blocks	0	0
Games With 3+ Steals	0	0
Games With 3+ 3-Pointers	1	1

- Leads team in scoring with a 15.0 average, including reaching double figures in four of five games
- Dished out a career-high six assists vs. Mount St. Mary's
- Named SEC Freshman of the Week for the week of Nov. 11
- Sensational debut on a national stage in Madison Square Garden with 26 points on 7-of-12 shooting to defeat No. 1/1 Michigan State
 - Made a team-high three 3-pointers, including a dagger from four feet behind the line with just over a minute left to determine the outcome
 - Also went 9 of 10 from the free-throw line
 - 26 points are the most by a UK freshman in a debut in school history. Only Mike Casey, who scored 28 as a sophomore on Dec. 2, 1967, debuted with more to start a UK career
- Preseason All-America Honorable Mention by the Associated Press
- Also tabbed to the NBC Sports All-America Third Team
- NCAA March Madness national player of the year selection by fan vote
- Preseason All-SEC Second Team selection by the league's media and coaches
- National watch lists: Citizen Naismith Trophy, Wooden Preseason Top 50, National Association of College Basketball Coaches National Player of the Year, Bob Cousy Award
- Considered one of the leaders of team and organized the "Breakfast Club" over the summer
- Kentucky's top-ranked player in the 2019 class, coming in at No. 10 overall by the Recruiting Services Consensus index
- Tabbed to the Naismith High School Boys' 2019 All-America Second Team
- Averaged 22.2 points, 6.3 rebounds, 3.6 assists and 1.7 steals per game as a senior
 - Named Texas Mr. Basketball and the Dallas-Fort Worth Area Player of the Year
- Two-time All-State selection
- Named to 2018 USA Today All-Texas First Team, 2018 Texas Association of Basketball Coaches All-State First Team and crowned 2018 Dallas Morning News Sports Day Player of the Year as a junior
- Won a gold medal as a part of the U18 Team USA squad



Birthday: Nov. 4

Parents: Denyse and Tyrone Maxey

Major: Undeclared/exploratory studies in agriculture

Off the court he likes to ...
Watch Marvel movies and he's seen every one since 2008

Did you know?
He graduated in the top 5% of his graduating class

Game-By-Game Statistics

Opponent	Date	GS	Min	FG-A	Pct.	3FG-A	Pct.	FT-A	Pct.	Off-Def-Tot	PF	Ast	TO	Blk	Stl	Pts
vs. Michigan St.	11/5/19		32	7-12	.583	3-7	.429	9-10	.900	0-5-5	3	1	1	0	1	26
EKU	11/8/19		26	2-6	.333	0-2	.000	5-5	1.000	0-3-3	0	3	4	0	1	9
EVANSVILLE	11/12/19		33	5-12	.417	1-4	.250	4-5	.800	0-3-3	4	0	2	1	2	15
UTAH VALLEY	11/18/19 *		37	4-14	.286	1-5	.200	5-7	.714	1-4-5	3	3	2	0	0	14
MT. ST. MARY'S	11/22/19 *		33	4-7	.571	1-4	.250	2-2	1.000	0-1-1	1	6	3	0	0	11

Career Statistics

Year	GP-GS	Min-Avg	FG-FGA	Pct	3FG-FGA	Pct	FT-FTA	Pct	Off-Def-Tot-Avg	PF-FO	Ast	TO	Blk	Stl	Pts	Avg
2019-20	5-2	161-32.2	22-51	.431	6-22	.273	25-29	.862	1-16-17-3.4	11-0	13	12	1	4	75	15.0
TOTAL	5-2	161-32.2	22-51	.431	6-22	.273	25-29	.862	1-16-17-3.4	11-0	13	12	1	4	75	15.0

4

NICK RICHARDS

Junior | Forward | 6-11 | 240 lbs | Kingston, Jamaica | Patrick School

[@iamnickrichards](https://twitter.com/@iamnickrichards) |
 [@nickrichards_](https://www.instagram.com/@nickrichards_) |
 [@nicholas.p.richards](https://www.facebook.com/@nicholas.p.richards)

2019-20 SEASON/CAREER HIGHS

Points		
Season	21, 2x, last vs. UTAH VALLEY (11/18/19)	
Career	25, vs. FORT WAYNE (11/22/17)	
Rebounds		
Season	10, 2x, last vs. UTAH VALLEY (11/18/19)	
Career	19, vs. SOUTHERN ILLINOIS (11/9/18)	
Field Goals		
Season	10, vs. EKU (11/8/19)	
Career	10, vs. EKU (11/8/19)	
Field Goals Attempted		
Season	11, 2x, last vs. UTAH VALLEY (11/18/19)	
Career	11, 2x, last vs. UTAH VALLEY (11/18/19)	
3-Point Field Goals		
Season	-	
Career	-	
3-Point Field Goals Attempted		
Season	-	
Career	-	
Free Throws		
Season	5, 2x, last vs. MT. ST. MARY'S (11/22/19)	
Career	7, vs. FORT WAYNE (11/22/17)	
Free Throws Attempted		
Season	6, vs. MT. ST. MARY'S (11/22/19)	
Career	10, at Vanderbilt (1/29/19)	
Assists		
Season	1, 3x, last vs. Mt. St. Mary's (11/22/19)	
Career	2, 2x, last at Alabama (1/5/19)	
Steals		
Season	-	
Career	1, 7x, last vs. AUBURN (2/23/19)	
Blocks		
Season	4, vs. EKU (11/8/19)	
Career	5, vs. KANSAS (1/26/19)	
Minutes		
Season	35, vs. UTAH VALLEY (11/18/19)	
Career	35, vs. UTAH VALLEY (11/18/19)	
MISCELLANEOUS		
	2019-20	CAREER
Dunks	10	62
Double-Figure Scoring Games	3	12
Double-Figure Rebounding Games	2	5
Games With Double-Double	2	3
Games Led UK in Scoring	2	3
Games Led UK in Rebounding	0	12
Games Led UK in Assists	0	0
Games Led UK in Steals	0	0
Games Led UK in Blocks	3	31
Games With 3+ Assists	0	0
Games With 3+ Blocks	2	14
Games With 3+ Steals	0	0
Games With 3+ 3-Pointers	0	0

- Enjoying career bests in a number of major categories, including points per game (13.8), rebounds per game (7.2), blocks per game (1.6), field-goal percentage (.629) and free-throw percentage (.846)
- Tallied 19 points vs. Mount St. Mary's, the third time in five games he's scored at least 19
- Collected 21 points and 10 rebounds against Utah Valley, his second double-double of the season and third of his career
 - Had an efficient shooting night, making 8 of 11 from the field and all five at the charity stripe
 - Third player in the John Calipari era to post at least 20 points and at least 10 rebounds in two of the first four games of the season (Terrence Jones in 2010-11 and Julius Randle in 2013-14)
 - Calipari said after the game that he may be the team's best overall shooter
- After posting 21 points and 10 rebounds vs. Eastern Kentucky, EKU head coach A.W. Hamilton called him a "superstar" and Calipari said, "He's in the greatest shape he's ever been in and he's built his own confidence now"
- Nine days after suffering a left ankle sprain vs. Georgetown College (exhibition), returned to provide seven points, four rebounds and 25 minutes in the win vs. No. 1/1 Michigan State
- Declared for the NBA Draft but returned for his junior year
- Led the team with 47 blocks in 2018-19
- Top wingspan on the team at 7-foot-5
- Played one of the best games of his career vs. Southern Illinois with eight points, a career-high 19 rebounds and three blocks
 - The 19 rebounds were the most by a UK player since Michael Kidd-Gilchrist hauled in 19 boards vs. Louisville on Dec. 31, 2011. The 19 rebounds also matched SIU's team total
- Double-double (25 points, 15 rebounds) vs. Fort Wayne
 - Became the third UK player in the Calipari era with 25 points and 15 rebounds in a game (Terrence Jones vs. Notre Dame, 12/8/10); DeMarcus Cousins vs. Sam Houston State, 11/19/09)



Birthday: Nov. 29

Mother: Marion Tenn

Major: Community leadership and development

Off the court he likes to ...
Watch anime and his favorite show is Nitro

Did you know?
He loves dogs and has a german shepard named Luna

Game-By-Game Statistics

Opponent	Date	GS	Min	FG-A	Pct.	3FG-A	Pct.	FT-A	Pct.	Off-Def-Tot	PF	Ast	TO	Blk	Stl	Pts
vs. Michigan St.	11/5/19		25	2-7	.286	0-0	.000	3-4	.750	2-2-4	5	0	1	0	0	7
EKU	11/8/19	*	32	10-11	.909	0-0	.000	1-2	.500	1-9-10	2	1	2	4	0	21
EVANSVILLE	11/12/19	*	23	2-6	.333	0-0	.000	2-2	1.000	2-4-6	2	1	1	0	0	6
UTAH VALLEY	11/18/19	*	35	8-11	.727	0-0	.000	5-5	1.000	4-6-10	2	0	0	1	0	21
MT. ST. MARY'S	11/22/19	*	32	7-10	.700	0-0	.000	5-6	.833	4-2-6	1	1	3	3	0	19

Career Statistics

Year	GP-GS	Min-Avg	FG-FGA	Pct	3FG-FGA	Pct	FT-FTA	Pct	Off-Def-Tot-Avg	PF-FO	Ast	TO	Blk	Stl	Pts	Avg
2017-18	37-37	543-14.7	69-112	.616	0-0	.000	51-71	.718	55-108-163-4.4	76-1	9	26	33	3	189	5.1
2018-19	37-3	446-12.1	49-82	.598	0-0	.000	49-71	.690	57-66-123-3.3	76-2	7	26	47	4	147	4.0
2019-20	5-4	147-29.4	29-45	.644	0-0	.000	16-19	.842	13-23-36-7.2	12-1	3	7	8	0	74	14.8
TOTAL	79-44	1136-14.4	147-239	.615	0-0	.000	116-161	.720	125-197-322-4.1	164-4	19	59	88	7	410	5.2

5

IMMANUEL QUICKLEY

Sophomore | Guard | 6-3 | 188 lbs | Havre de Grace, Md. | John Carroll School

[@IQ_GodSon](#) |
 [@immanuelquickley_](#) |
 [@immanuelquickley5](#)

2019-20 SEASON/CAREER HIGHS

Points		
Season	16, 2x, last vs. EVANSVILLE (11/12/19)	
Career	16, 2x, last vs. EVANSVILLE (11/12/19)	
Rebounds		
Season	9, vs. EVANSVILLE (11/12/19)	
Career	9, vs. EVANSVILLE (11/12/19)	
Field Goals		
Season	5, 2x, last vs. MT. ST. MARY'S (11/22/19)	
Career	6, vs. SOUTHERN ILLINOIS (11/9/18)	
Field Goals Attempted		
Season	12, vs. EVANSVILLE (11/12/19)	
Career	12, vs. EVANSVILLE (11/12/19)	
3-Point Field Goals		
Season	3, vs. MT. ST. MARY'S (11/22/19)	
Career	3, 3x, last vs. MT. ST. MARY'S (11/22/19)	
3-Point Field Goals Attempted		
Season	4, 3x, last vs. MT. ST. MARY'S (11/22/19)	
Career	7, vs. VANDERBILT (1/12/19)	
Free Throws		
Season	7, 2x, last vs. ECU (11/8/19)	
Career	8, vs. NORTH DAKOTA (11/14/18)	
Free Throws Attempted		
Season	8, vs. Michigan State (11/5/19)	
Career	10, vs. NORTH DAKOTA (11/14/18)	
Assists		
Season	5, vs. ECU (11/8/19)	
Career	5, vs. ECU (11/8/19)	
Steals		
Season	2, vs. Michigan State (11/5/19)	
Career	3, vs. TEXAS A&M (1/8/19)	
Blocks		
Season	-	
Career	1, vs. North Carolina (12/22/18)	
Minutes		
Season	35, vs. EVANSVILLE (11/12/19)	
Career	35, vs. EVANSVILLE (11/12/19)	

MISCELLANEOUS	2019-20	CAREER
Dunks	0	1
Double-Figure Scoring Games	4	10
Double-Figure Rebounding Games	0	0
Games With Double-Double	0	0
Games Led UK in Scoring	1	2
Games Led UK in Rebounding	1	1
Games Led UK in Assists	1	2
Games Led UK in Steals	1	3
Games Led UK in Blocks	0	0
Games With 3+ Assists	1	4
Games With 3+ Blocks	0	0
Games With 3+ Steals	0	1
Games With 3+ 3-Pointers	1	3

- Returning after a one-game injury absence, tallied 13 points against Mount St. Mary's and has scored double figures in all four games he's played this season
- Tied a career high with three 3-pointers and has hit a trey in every game he's played in this season
- Tied for the team lead with four games in double figures
- Missed the Utah Valley game due to a chest injury he sustained in practice
- Recorded a career-high 16 points for the second consecutive game against Evansville
 - Also grabbed a career-high nine rebounds
- Scored 10 points in the victory vs. No. 1/1 Michigan State thanks to 7-of-8 performance at the free-throw line
 - Three free throws in the second half sparked a 9-0 run that opened up a 13-point lead
- Preseason NCAA March Madness Glue Guy
- Back-to-back Big Blue Madness 3-point champion
- Calipari on Quickley's offseason transformation: "Immanuel isn't even the same player. It's like when PJ (Washington) came back. He has a different mentality. He's building his own confidence."
- Scored a combined 30 points over a three-game stretch between Jan. 5-12, including at least two 3-pointers during that stretch and a career-high three vs. Vanderbilt
- 82.8 percent at the line in 2018-19, including two under pressure at the end of both the Arkansas and Ole Miss games to clinch victories
- Scored a team-high-tying 15 points in the win vs. Southern Illinois
 - Made 6 of 10 from the floor, including 2 of 4 from 3
- Two-time state champion at the John Carroll School
 - Three-time Maryland All-State selection
- Also a member of the USA U17 and U19 teams, winning gold with U17 team at the FIBA Championships
- McDonald's All American and won the 3-point contest at the event



Birthdate: June 17

Parents: Nitrease and Marcellous Quickly

Major: Undeclared/exploratory studies in agriculture

Two things to know
The best movie he saw this summer was Avengers: Endgame and his favorite restaurant in Lexington is Indi's

Did you know?
Favorite class is communications but he also excels musically and can play the saxophone, the piano and the drums

Game-By-Game Statistics

Opponent	Date	GS	Min	FG-A	Pct.	3FG-A	Pct.	FT-A	Pct.	Off-Def-Tot	PF	Ast	TO	Blk	Stl	Pts
vs. Michigan St.	11/5/19	*	30	1-6	.167	1-4	.250	7-8	.875	0-5-5	2	2	1	0	2	10
ECU	11/8/19	*	28	4-10	.400	1-3	.333	7-7	1.000	1-2-3	2	5	1	0	0	16
EVANSVILLE	11/12/19	*	35	5-12	.417	1-4	.250	5-5	1.000	2-7-9	2	1	3	0	0	16
UTAH VALLEY	11/18/19		DNP													
MT. ST. MARY'S	11/22/19		21	5-8	.625	3-4	.750	0-0	.000	0-2-2	2	0	1	0	0	13

Career Statistics

Year	GP-GS	Min-Avg	FG-FGA	Pct	3FG-FGA	Pct	FT-FTA	Pct	Off-Def-Tot-Avg	PF-FO	Ast	TO	Blk	Stl	Pts	Avg
2018-19	37-7	684-18.5	55-148	.372	30-87	.345	53-64	.828	2-63-65-1.8	44-0	44	33	1	16	193	5.2
2019-20	4-3	114-28.5	15-36	.417	6-15	.400	19-20	.950	3-16-19-4.8	8-0	8	6	0	2	55	13.8
TOTAL	41-10	798-19.5	70-184	.380	36-102	.353	72-84	.857	5-79-84-2.0	52-0	52	39	1	18	248	6.0

10

JOHNNY JUZANG

Freshman | Guard | 6-6 | 214 lbs | Los Angeles | Harvard-Westlake

[@JohnnyJuzang](#) | [@jsilky5](#)

2019-20 SEASON/CAREER HIGHS

Points		
Season	4, vs. UTAH VALLEY (11/18/19)	
Career	4, vs. UTAH VALLEY (11/18/19)	
Rebounds		
Season	7, vs. EKV (11/8/19)	
Career	7, vs. EKV (11/8/19)	
Field Goals		
Season	1, vs. EVANSVILLE (11/12/19)	
Career	1, vs. EVANSVILLE (11/12/19)	
Field Goals Attempted		
Season	4, 2x, last vs. MT. ST. MARY'S (11/22/19)	
Career	4, 2x, last vs. MT. ST. MARY'S (11/22/19)	
3-Point Field Goals		
Season	1, vs. EVANSVILLE (11/12/19)	
Career	1, vs. EVANSVILLE (11/12/19)	
3-Point Field Goals Attempted		
Season	2, 3x, last vs. MT. ST. MARY'S (11/22/19)	
Career	2, 3x, last vs. MT. ST. MARY'S (11/22/19)	
Free Throws		
Season	4, vs. UTAH VALLEY (11/18/19)	
Career	4, vs. UTAH VALLEY (11/18/19)	
Free Throws Attempted		
Season	4, vs. UTAH VALLEY (11/18/19)	
Career	4, vs. UTAH VALLEY (11/18/19)	
Assists		
Season	1, 2x, last vs. UTAH VALLEY (11/18/19)	
Career	1, 2x, last vs. UTAH VALLEY (11/18/19)	
Steals		
Season	1, vs. UTAH VALLEY (11/18/19)	
Career	1, vs. UTAH VALLEY (11/18/19)	
Blocks		
Season	-	
Career	-	
Minutes		
Season	20, vs. EKV (11/8/19)	
Career	20, vs. EKV (11/8/19)	

MISCELLANEOUS	2019-20	CAREER
Dunks	0	0
Double-Figure Scoring Games	0	0
Double-Figure Rebounding Games	0	0
Games With Double-Double	0	0
Games Led UK in Scoring	0	0
Games Led UK in Rebounding	0	0
Games Led UK in Assists	0	0
Games Led UK in Steals	1	1
Games Led UK in Blocks	0	0
Games With 3+ Assists	0	0
Games With 3+ Blocks	0	0
Games With 3+ Steals	0	0
Games With 3+ 3-Pointers	0	0

- After providing 18 quality minutes vs. Utah Valley, John Calipari said, "Johnny proved that he should play more"
- Drained his first career bucket, a 3-pointer, against Evansville
- Grabbed seven rebounds in 20 minutes vs. Eastern Kentucky
- Came off the bench to provide a spark against Kentucky State (exhibition), swishing three 3-pointers for nine points
- Late add to the 2019 class after reclassifying
- Ranked No. 34 prospect by the Recruiting Services Consensus Index
- Averaged 23.0 points, 8.5 rebounds and 3.4 assists per game during his junior season
- Named Mission League MVP
- All-California Interscholastic Federation First Team pick
- Harvard-Westlake claimed the CIF championship and the Mission League Championship for the first time since 2011 during his junior season
- Finalist for the U17 Team USA squad
- Knockdown shooter. When describing Juzang's ability to score, Calipari has said, "We have had shot takers and we've had shot makers. Johnny is a shot maker"



Birthday: March 17

Parents: Hanh and Maxie Juzang

Major: Marketing

Most prized possession is ...
Reading journal and books

Did you know?
He was an honor roll student in high school and his brother, Christian, plays basketball at Harvard

Game-By-Game Statistics

Opponent	Date	GS	Min	FG-A	Pct.	3FG-A	Pct.	FT-A	Pct.	Off-Def-Tot	PF	Ast	TO	Blk	Stl	Pts
vs. Michigan St.	11/5/19	2	0-0	.000	0-0	.000	0-0	.000	0-0-0	1	0	0	0	0	0	0
EKV	11/8/19	20	0-4	.000	0-2	.000	0-0	.000	1-6-7	1	1	1	0	0	0	0
EVANSVILLE	11/12/19	12	1-1	1.000	1-1	1.000	0-0	.000	0-2-2	0	0	0	0	0	0	3
UTAH VALLEY	11/18/19	18	0-2	.000	0-2	.000	4-4	1.000	1-1-2	3	1	1	0	0	1	4
MT. ST. MARY'S	11/22/19	9	0-4	.000	0-2	.000	0-0	.000	0-3-3	0	0	0	0	0	0	0

Career Statistics

Year	GP-GS	Min-Avg	FG-FGA	Pct	3FG-FGA	Pct	FT-FTA	Pct	Off-Def-Tot-Avg	PF-FO	Ast	TO	Blk	Stl	Pts	Avg
2019-20	5-0	61-12.2	1-11	.091	1-7	.143	4-4	1.000	2-12-14-2.8	5-0	2	2	0	1	7	1.4
TOTAL	5-0	61-12.2	1-11	.091	1-7	.143	4-4	1.000	2-12-14-2.8	5-0	2	2	0	1	7	1.4

12

KEION BROOKS JR.

Freshman | Forward | 6-7 | 205 lbs | Fort Wayne, Ind. | La Lumiere School

 @KeionB_12 |
  @klbj.xii

2019-20 SEASON/CAREER HIGHS

Points	
Season	11, vs. EKU (11/8/19)
Career	11, vs. EKU (11/8/19)
Rebounds	
Season	8, vs. EKU (11/8/19)
Career	8, vs. EKU (11/8/19)
Field Goals	
Season	5, vs. EKU (11/8/19)
Career	5, vs. EKU (11/8/19)
Field Goals Attempted	
Season	8, vs. EVANSVILLE (11/12/19)
Career	8, vs. EVANSVILLE (11/12/19)
3-Point Field Goals	
Season	-
Career	-
3-Point Field Goals Attempted	
Season	2, vs. Michigan State (11/5/19)
Career	2, vs. Michigan State (11/5/19)
Free Throws	
Season	1, 2x, last vs. UTAH VALLEY (11/18/19)
Career	1, 2x, last vs. UTAH VALLEY (11/18/19)
Free Throws Attempted	
Season	6, vs. EKU (11/8/19)
Career	6, vs. EKU (11/8/19)
Assists	
Season	1, 2x, last vs. MT. ST. MARY'S (11/22/19)
Career	1, 2x, last vs. MT. ST. MARY'S (11/22/19)
Steals	
Season	1, vs. MT. ST. MARY'S (11/22/19)
Career	1, vs. MT. ST. MARY'S (11/22/19)
Blocks	
Season	-
Career	-
Minutes	
Season	21, vs. EVANSVILLE (11/12/19)
Career	21, vs. EVANSVILLE (11/12/19)

MISCELLANEOUS 2019-20 CAREER

Dunks	4	4
Double-Figure Scoring Games	1	1
Double-Figure Rebounding Games	0	0
Games With Double-Double	0	0
Games Led UK in Scoring	0	0
Games Led UK in Rebounding	0	0
Games Led UK in Assists	0	0
Games Led UK in Steals	0	0
Games Led UK in Blocks	0	0
Games With 3+ Assists	0	0
Games With 3+ Blocks	0	0
Games With 3+ Steals	0	0
Games With 3+ 3-Pointers	0	0

- Posted his first double-figure scoring game as a Wildcat against Eastern Kentucky with 11 points
- Played 15 minutes in the win vs. No 1/1 Michigan State
- Collected a game-high nine rebounds against Kentucky State (exhibition) as well as scoring nine points
- Lone freshman to start against Georgetown College (exhibition). He had eight points, a block and a steal
- Ranked the No. 24 overall player by the Recruiting Services Consensus Index
- Versatile player who will spend time at both the wing and at the four
- Averaged 20.1 points and 7.5 rebounds per game for La Lumiere School, which appeared in the GEICO High School Nationals
 - In the semifinals of that tournament, he made 9 of 16 shots, including two from long range, and scored a team-high 20 points
- La Lumiere produced a 30-1 record and was ranked No. 1 in the country for much of his senior season
- USA Today All-USA Boys Basketball Honorable Mention selection
- Underrated athlete who is considered to be one of the best dunkers on the team with a 37-inch vertical
- Tabbed the Wayne Area Player of the Year and Fort Wayne News Player of the Year
- Scored 15 points in the Jordan Brand Classic
- Also reached the state finals in 2015-16



the

Birthday: Aug. 7

Parents: Keion Sr. and Sarit Brooks

Major: Undeclared/exploratory studies in agriculture

Chose his number because ...
It's the same number his dad wore in high school

Did you know?
He was an honor roll student in high school and his grandparents have been his life's greatest influences

Game-By-Game Statistics

Opponent	Date	GS	Min	FG-A	Pct.	3FG-A	Pct.	FT-A	Pct.	Off-Def-Tot	PF	Ast	TO	Blk	Stl	Pts
vs. Michigan St.	11/5/19	15	0-3	.000	0-2	.000	0-0	.000	0-2-2	2	0	1	0	0	0	0
EKU	11/8/19	20	5-7	.714	0-0	.000	1-6	.167	4-4-8	1	0	3	0	0	0	11
EVANSVILLE	11/12/19	21	3-8	.375	0-1	.000	0-0	.000	2-2-4	1	1	0	0	0	0	6
UTAH VALLEY	11/18/19	14	2-3	.667	0-0	.000	1-2	.500	0-4-4	1	0	0	0	0	0	5
MT. ST. MARY'S	11/22/19	18	1-3	.333	0-1	.000	0-1	.000	0-3-3	1	1	0	0	0	1	2

Career Statistics

Year	GP-GS	Min-Avg	FG-FGA	Pct	3FG-FGA	Pct	FT-FTA	Pct	Off-Def-Tot-Avg	PF-FO	Ast	TO	Blk	Stl	Pts	Avg
2019-20	5-0	87-17.4	11-24	.458	0-4	.000	2-9	.222	6-15-21-4.2	6-0	2	4	0	1	24	4.8
TOTAL	5-0	87-17.4	11-24	.458	0-4	.000	2-9	.222	6-15-21-4.2	6-0	2	4	0	1	24	4.8

13

RILEY WELCH

Junior | Guard | 6-0 | 185 lbs | Littleton, Colo. | Chatfield

[@Riley_Welch](#) |
 [@riley_welch](#) |
 [@Riley.Welch.UK](#)

2019-20 SEASON/CAREER HIGHS

Points		
Season	-	
Career	5, at Denver (11/12/17)	
Rebounds		
Season	-	
Career	4, vs. UC RIVERSIDE (1/24/18)	
Field Goals		
Season	-	
Career	1, 4x, last at Hawaii (2/24/18)	
Field Goals Attempted		
Season	1, vs. MT. ST. MARY'S (11/22/19)	
Career	3, at Hawaii (2/24/18)	
3-Point Field Goals		
Season	-	
Career	1, 2x, last vs. CHAPMAN (11/14/17)	
3-Point Field Goals Attempted		
Season	-	
Career	1, 8x, last at Hawaii (2/24/18)	
Free Throws		
Season	-	
Career	2, 2x, last vs. UC RIVERSIDE (1/24/18)	
Free Throws Attempted		
Season	-	
Career	2, 2x, last vs. UC RIVERSIDE (1/24/18)	
Assists		
Season	-	
Career	4, vs. CHAPMAN (11/14/17)	
Steals		
Season	1, vs. ECU (11/8/19)	
Career	1, 3x, last vs. ECU (11/8/19)	
Blocks		
Season	-	
Career	-	
Minutes		
Season	1, vs. MT. ST. MARY'S (11/22/19)	
Career	14, vs. UC RIVERSIDE (1/24/18)	

MISCELLANEOUS 2019-20 CAREER*

Dunks	0	0
Double-Figure Scoring Games	0	0
Double-Figure Rebounding Games	0	0
Games With Double-Double	0	0
Games Led UK in Scoring	0	0
Games Led UK in Rebounding	0	0
Games Led UK in Assists	0	2
Games Led UK in Steals	0	0
Games Led UK in Blocks	0	0
Games With 3+ Assists	0	2
Games With 3+ Blocks	0	0
Games With 3+ Steals	0	0
Games With 3+ 3-Pointers	0	0

*includes UC Irvine/Division I statistics

- Made first appearance as a Wildcat in regular-season action vs. Eastern Kentucky and recorded a steal
- Saw action in 27 games a season ago at the College of the Desert
- Averaged 8.2 points, 5.0 assists and 3.5 rebounds per game
- Dished out a team-high 134 assists and sunk 31 shots from beyond the arc
- Scored a career-high 29 points vs. San Jacinto on 9-of-11 shooting and 10 of 11 from the free-throw line
- Played at UC Irvine his freshman season, appearing in 27 games
 - Saw double-digit minutes four times
- Scored five points in his collegiate debut at Denver
- Played for Chatfield High School to conclude his prep career
 - Won a league or county championship during all four years of his high school career
- 2016 Chauncey Billups regional champion
- School reached the Colorado High School Activities Association Final Four in 2016
- Two-time All-Conference performer
- Academic All-State



Birthday: Sept. 26

Parents: John and Jean Welch

Major: Liberal studies

Of note

His dad, John, is an assistant with the Los Angeles Clippers and has coached in the NBA for more than 15 years. He also played for UNLV

Did you know?

He is a vegetarian and enjoys relaxing at the beach in his free time

Game-By-Game Statistics

Opponent	Date	GS	Min	FG-A	Pct.	3FG-A	Pct.	FT-A	Pct.	Off-Def-Tot	PF	Ast	TO	Blk	Stl	Pts
vs. Michigan St.	11/5/19		DNP													
EKU	11/8/19		<0	0-0	.000	0-0	.000	0-0	.000	0-0-0	0	0	0	0	1	0
EVANSVILLE	11/12/19		DNP													
UTAH VALLEY	11/18/19		DNP													
MT. ST. MARY'S	11/22/19	1	0-1	.000	0-0	.000	0-0	.000	0-0-0	0	0	0	0	0	0	0

Career Statistics

Year	GP-GS	Min-Avg	FG-FGA	Pct	3FG-FGA	Pct	FT-FTA	Pct	Off-Def-Tot-Avg	PF-FO	Ast	TO	Blk	Stl	Pts	Avg
2017-18	27-0	143-5.3	4-13	.308	2-8	.250	4-5	.800	2-12-14-0.5	22-0	15	7	0	2	14	0.5
2019-20	2-0	1-0.5	0-1	.000	0-0	.000	0-0	.000	0-0-0-0.0	0-0	0	0	0	1	0	0.0
TOTAL	29-0	144-5.0	4-14	.286	2-8	.250	4-5	.800	2-12-14-0.5	22-0	15	7	0	3	14	0.5

14

BRENNAN CANADA

Freshman | Forward | 6-6 | 198 lbs | Mount Sterling, Ky. | George Rogers Clark

[@brennanc14](#) | [@brennanc14](#)

2019-20 SEASON/CAREER HIGHS

Points		
Season	-	
Career	-	
Rebounds		
Season	-	
Career	-	
Field Goals		
Season	-	
Career	-	
Field Goals Attempted		
Season	-	
Career	-	
3-Point Field Goals		
Season	-	
Career	-	
3-Point Field Goals Attempted		
Season	-	
Career	-	
Free Throws		
Season	-	
Career	-	
Free Throws Attempted		
Season	-	
Career	-	
Assists		
Season	-	
Career	-	
Steals		
Season	-	
Career	-	
Blocks		
Season	-	
Career	-	
Minutes		
Season	1, vs. MT. ST. MARY'S (11/22/19)	
Career	1, vs. MT. ST. MARY'S (11/22/19)	
MISCELLANEOUS		
2019-20	CAREER	
Dunks	0	0
Double-Figure Scoring Games	0	0
Double-Figure Rebounding Games	0	0
Games With Double-Double	0	0
Games Led UK in Scoring	0	0
Games Led UK in Rebounding	0	0
Games Led UK in Assists	0	0
Games Led UK in Steals	0	0
Games Led UK in Blocks	0	0
Games With 3+ Assists	0	0
Games With 3+ Blocks	0	0
Games With 3+ Steals	0	0
Games With 3+ 3-Pointers	0	0

- Made first appearance as a Wildcat in regular-season action vs. Eastern Kentucky
- Walk-on who is one of the best prospects from the state of Kentucky
- Capped his high school career with 1,371 career points and 776 rebounds
- Two-year captain
- Named an All-10th Region First Team selection
- Averaged 15.0 points and 9.5 rebounds per game as a senior
 - Had 13 double-doubles
- Double-digit scorer over his final three seasons
- Three-time All-District Team selection and a three-time All-District Tournament Team pick
- Team claimed two District 40 titles
 - 10th Region runners-up in 2019



Birthday: July 15

Parents: Lynn and Melissa Canada

Major: Marketing

Proudest basketball moment is ...
Winning back-to-back district titles

Did you know?
He and UK teammate Dontaie Allen were AAU teammates and have been friends since seventh grade

Game-By-Game Statistics

Opponent	Date	GS	Min	FG-A	Pct.	3FG-A	Pct.	FT-A	Pct.	Off-Def-Tot	PF	Ast	TO	Blk	Stl	Pts
vs. Michigan St.	11/5/19		DNP													
EKU	11/8/19		<0	0-0	.000	0-0	.000	0-0	.000	0-0-0	0	0	1	0	0	0
EVANSVILLE	11/12/19		DNP													
UTAH VALLEY	11/18/19		DNP													
MT. ST. MARY'S	11/22/19	1	0-0	.000	0-0	.000	0-0	.000	0-0-0	0	0	0	0	0	0	0

Career Statistics

Year	GP-GS	Min-Avg	FG-FGA	Pct	3FG-FGA	Pct	FT-FTA	Pct	Off-Def-Tot-Avg	PF-FO	Ast	TO	Blk	Stl	Pts	Avg
2019-20	2-0	1-0.5	0-0	.000	0-0	.000	0-0	.000	0-0-0-0.0	0-0	0	1	0	0	0	0.0
TOTAL	2-0	1-0.5	0-0	.000	0-0	.000	0-0	.000	0-0-0-0.0	0-0	0	1	0	0	0	0.0

23

EJ MONTGOMERY


Sophomore | Forward | 6-10 | 228 lbs | Fort Pierce, Fla. | Wheeler

[@EJMontgomery23](#) |
 [@_mont23](#)

2019-20 SEASON/CAREER HIGHS

Points		
Season	7, vs. MT. ST. MARY'S (11/22/19)	
Career	11, vs. SOUTH CAROLINA (2/5/19)	
Rebounds		
Season	6, vs. MT. ST. MARY'S (11/22/19)	
Career	13, vs. SOUTH CAROLINA (2/5/19)	
Field Goals		
Season	3, vs. MT. ST. MARY'S (11/22/19)	
Career	5, vs. SOUTH CAROLINA (2/5/19)	
Field Goals Attempted		
Season	6, vs. Michigan State (11/5/19)	
Career	8, 2x, last vs. N. DAKOTA (11/14/18)	
3-Point Field Goals		
Season	1, vs. MT. ST. MARY'S (11/22/19)	
Career	1, 3x, last vs. MT. ST. MARY'S (11/22/19)	
3-Point Field Goals Attempted		
Season	1, vs. MT. ST. MARY'S (11/22/19)	
Career	2, vs. MISSISSIPPI STATE (1/22/19)	
Free Throws		
Season	-	
Career	3, vs. TENNESSEE STATE (11/23/18)	
Free Throws Attempted		
Season	2, vs. Michigan State (11/5/19)	
Career	4, vs. TENNESSEE STATE (11/23/18)	
Assists		
Season	1, vs. MT. ST. MARY'S (11/22/19)	
Career	2, 4x, last vs. Alabama (3/15/19)	
Steals		
Season	-	
Career	3, vs. Wofford (3/23/19)	
Blocks		
Season	2, vs. Michigan State (11/5/19)	
Career	4, at Ole Miss (3/5/19)	
Minutes		
Season	15, vs. MT. ST. MARY'S (11/22/19)	
Career	28, vs. FLORIDA (3/9/19)	
MISCELLANEOUS		
	2019-20	CAREER
Dunks	0	18
Double-Figure Scoring Games	0	2
Double-Figure Rebounding Games	0	2
Games With Double-Double	0	1
Games Led UK in Scoring	0	0
Games Led UK in Rebounding	0	3
Games Led UK in Assists	0	0
Games Led UK in Steals	0	6
Games Led UK in Blocks	1	15
Games With 3+ Assists	0	0
Games With 3+ Blocks	0	3
Games With 3+ Steals	0	1
Games With 3+ 3-Pointers	0	0

- Having missed the last three games with a right ankle injury, played 15 minutes vs. Mount St. Mary's and contributed seven points and six rebounds
 - UK was plus-29 – the best mark on the team – with Montgomery on the court, and that was in just 15 minutes of play
- Posted four points and two blocks in 14 minutes in the win over No. 1/1 Michigan State
- Declared for the NBA Draft but elected to return for his sophomore season
- Preseason All-SEC Second Team selection by the league's media and coaches
- Karl Malone Award watch list for the nation's top power forward, as awarded by the Naismith Memorial Basketball Hall of Fame
- Started nine of the final 11 games. UK was 8-1 in those games and 9-1 when he started
- Finished third on the team with 38 blocks, including a career-high four at Ole Miss
- All-around contributor who averaged 3.8 points, 4.1 rebounds and 1.0 blocks in 15.1 minutes per game
- Grabbed 11 rebounds in his NCAA Tournament debut against Abilene Christian
- In the first game without Reid Travis (sprained right knee), started and played 23 minutes -- his most since Nov. 28 -- recording six points, seven rebounds, and tying his career high in blocks (three) and steals (two)
- Had his best game as a Wildcat vs. South Carolina on Feb. 5, notching his first career double-double with 11 points and 13 rebounds, both career highs
- Solid game off the bench with six points, six rebounds and a block in 14 minutes at Georgia
- Strong showing vs. Southern Illinois with 10 points, seven boards and two swats
- Nearly matched that effort with eight points, seven boards and two blocks vs. North Dakota in 26 minutes
- Averaged 25.6 points, 13.6 rebounds and 4.3 assists per game as a senior at Wheeler High School
- McDonald's All American
- Five-star recruit out of high school and ranked as high as No. 6 overall by 247 Sports



Birthday: Sept. 12
Parents: Efrem and Glenda Montgomery
Major: Community and leadership development
He's currently watching ...
 Money Heist on Netflix
Did you know?
 Favorite restaurant in Lexington is The Local Taco

Game-By-Game Statistics

Opponent	Date	GS	Min	FG-A	Pct.	3FG-A	Pct.	FT-A	Pct.	Off-Def-Tot	PF	Ast	TO	Blk	Stl	Pts
vs. Michigan St.	11/5/19	*	14	2-6	.333	0-0	.000	0-2	.000	0-2-2	1	0	1	2	0	4
EKU	11/8/19		DNP													
EVANSVILLE	11/12/19		DNP													
UTAH VALLEY	11/18/19		DNP													
MT. ST. MARY'S	11/22/19		15	3-4	.750	1-1	1.000	0-0	.000	1-5-6	4	1	1	0	0	7

Career Statistics

Year	GP-GS	Min-Avg	FG-FGA	Pct	3FG-FGA	Pct	FT-FTA	Pct	Off-Def-Tot-Avg	PF-FO	Ast	TO	Blk	Stl	Pts	Avg
2018-19	37-10	558-15.1	60-125	.480	2-10	.200	17-30	.567	62-88-150-4.1	79-0	15	29	38	16	139	3.8
2019-20	2-1	29-14.5	5-10	.500	1-1	1.000	0-2	.000	1-7-8-4.0	5-0	1	2	2	0	11	5.5
TOTAL	39-10	587-15.1	65-135	.481	3-11	.273	17-32	.531	63-95-158-4.1	84-0	16	31	40	16	150	3.8

BOX SCORES

GAME ONE

#2/2 KENTUCKY 69, #1/1 MICHIGAN STATE 62



Official Basketball Box Score - Final
Michigan St. at Kentucky
11/02/19 Rebel Arena, Lexington, Ky.
2019-20 Men's Basketball

Game Time: 12:00 AM
Game Duration: 2:07
Attendance: 13,162
Officials: Joe Lindsey, Tony Coby, Gary Sposito

Michigan St. - 62		Record: 0-1												
NO.	Name	Min	FG	3P	FT	Rebounds	Fouls	TP	AS	TO	ST	Blocks	pts	
			MA	MA	MA	OR	DR	OR	DR	OR	DR	BS	BA	
11	Keon Henry	F	22:15	4-7	1-3	0-0	2	2	0	3	3	0	0	0
15	Thomas Kibler	F	18:51	3-3	0-0	1-1	2	3	2	0	3	1	0	0
23	Xavier Tillman	F	29:16	8-9	0-0	1-2	7	9	4	5	7	1	3	0
2	Rickie Wells	G	01:40	0-0	0-0	0	0	0	0	0	0	0	0	0
5	Cassius Winston	G	32:21	5-12	1-7	10-11	0	1	4	8	21	4	3	0
44	Calvin Brown	F	20:46	3-10	0-0	2-6	0	3	3	0	0	0	0	0
0	Kyle Ahrens	F	01:17	1-3	0-0	0	1	1	0	3	3	1	0	0
25	Malik Hall	F	09:13	0-2	0-0	0	1	2	3	1	1	0	0	0
30	Marcus Bingham Jr.	F	17:02	0-1	1-4	2	4	0	0	2	7	1	2	1
34	Julius Myles	F	02:50	0-0	0-0	0	0	0	0	1	0	0	0	0
10	Jack Holtz	F	00:07	0-0	0-0	0	0	0	0	0	0	0	0	0
Team			0	0	0	0	0	0	0	0	0	0	0	0
Totals			22:56	52-83	13-18	7	23	32	23	20	62	14	16	4

Kentucky - 69		Record: 1-0												
NO.	Name	Min	FG	3P	FT	Rebounds	Fouls	TP	AS	TO	ST	Blocks	pts	
			MA	MA	MA	OR	DR	OR	DR	OR	DR	BS	BA	
1	Nate Sestina	F	31:27	3-4	1-2	0-0	0	0	0	2	0	0	1	0
2	Kahlil Whitney	F	21:58	1-3	1-2	2-2	4	2	2	4	2	0	0	0
23	E.J. Montgomery	F	14:39	2-6	0-0	0-2	2	2	1	1	4	0	0	0
0	Ashton Hagans	G	28:53	5-9	0-1	5-5	1	1	2	11	3	1	0	0
5	Immanuel Quikley	G	29:45	1-6	1-4	7-8	0	5	5	2	10	2	0	0
4	Nick Richards	F	24:52	2-7	0-0	3-4	2	2	4	0	0	0	0	0
3	Tyrese Maxey	G	31:25	7-12	3-7	9-10	0	5	5	0	2	0	1	0
12	Keon Brooks Jr.	Jr.	14:55	0-3	0-2	0-0	2	2	2	0	0	0	0	0
10	Johnny Juzang	Jr.	02:06	0-0	0-0	0-0	0	0	0	1	0	0	0	0
Team			0	0	0	0	0	0	0	0	0	0	0	0
Totals			19:50	61-81	25-32	5	25	30	20	69	9	10	4	3

MSU		KEN		Points from Turnovers		Period by Period Scoring	
1st	2nd	1st	2nd	1st	2nd	1st	2nd
Biggest lead	2 (1 st 19:49)	13 (2 nd 10:00)	Points from Turnovers	6	21	1st	2nd
Best Scoring Run	7 (1 st 19:44)	6 (1 st 02:30)	Paint	26	38	28	62
Lead Changes	7	0	Second Chance	6	0	MSU	24
Times Tied	3	0	Fast Breaks	15	20	KEN	34
Time with Lead	00:38	37:22	Bench	18	33		69

GAME TWO

#2/2 KENTUCKY 91, EASTERN KY 69



Official Basketball Box Score - Final
Eastern Ky. at Kentucky
11/02/19 Rebel Arena, Lexington, Ky.
2019-20 Men's Basketball

Game Time: 12:00 AM
Game Duration: 2:01
Attendance: 10,152
Officials: Keith Krebs, Brian Gray, Gavriel Williams

Eastern Ky. - 69		Record: 1-1												
NO.	Name	Min	FG	3P	FT	Rebounds	Fouls	TP	AS	TO	ST	Blocks	pts	
			MA	MA	MA	OR	DR	OR	DR	OR	DR	BS	BA	
5	Cassius Hicks	F	26:51	1-3	0-0	0-2	0	1	1	4	3	1	0	0
11	Jomarun Brown	G	16:57	2-9	1-3	0-0	2	2	2	1	5	0	0	0
14	Houston King	G	18:36	0-6	0-4	0-0	0	0	0	1	0	0	0	0
2	Trey King	G	22:15	3-8	0-1	0-1	2	3	3	4	0	0	0	0
12	Taylor Lov	F	27:20	2-6	2-5	3-3	0	2	2	1	1	0	0	0
30	Rashid CHUCKSHANK	F	29:43	2-8	1-6	0-1	0	1	1	4	0	0	0	0
21	Lachlan Anderson	F	13:03	0-2	0-2	0-0	0	1	1	2	0	0	0	0
1	Jacques Hobbs	F	21:43	0-1	0-2	2-2	0	7	7	2	1	0	0	0
24	Michael MORENO	F	20:03	4-9	4-9	2-2	4	5	1	14	0	0	0	0
23	Cameron Chemical	G	02:32	0-1	0-1	0-0	0	0	0	0	0	0	0	0
25	Mason Cooper	F	00:07	0-0	0-0	0-0	0	0	0	0	0	0	0	0
Team			0	0	0	0	0	0	0	0	0	0	0	0
Totals			16:42	49-93	11-14	4	21	25	21	43	0	21	0	5

Kentucky - 91		Record: 2-0												
NO.	Name	Min	FG	3P	FT	Rebounds	Fouls	TP	AS	TO	ST	Blocks	pts	
			MA	MA	MA	OR	DR	OR	DR	OR	DR	BS	BA	
1	Nate Sestina	F	29:31	3-6	1-3	5-7	3	8	11	2	4	0	2	0
2	Kahlil Whitney	F	20:22	5-8	0-1	1-2	1	1	2	3	1	1	0	0
4	Nick Richards	F	30:58	10-11	0-0	1-2	1	9	10	2	3	2	0	0
0	Ashton Hagans	G	23:33	5-9	0-3	1-3	7	2	3	2	3	1	0	0
5	Immanuel Quikley	G	27:54	4-10	1-3	7-7	1	2	3	4	14	5	1	0
3	Tyrese Maxey	G	25:44	2-6	0-2	5-5	0	3	3	0	3	0	0	0
12	Keon Brooks Jr.	Jr.	20:31	5-7	0-0	1-6	4	8	1	3	1	0	0	0
10	Johnny Juzang	Jr.	20:15	0-4	0-2	0-0	1	6	7	0	0	0	0	0
13	Riley Welch	F	00:24	0-0	0-0	0-0	0	0	0	0	0	0	0	0
14	Brennan Canada	F	00:24	0-0	0-0	0-0	0	0	0	0	0	0	0	0
23	Ben Jordan	F	00:26	0-1	0-0	0-0	0	0	0	0	0	0	0	0
Team			0	0	0	0	0	0	0	0	0	0	0	0
Totals			34:42	61-93	12-14	4	21	25	21	43	0	21	0	5

EKU		UKY		Points from Turnovers		Period by Period Scoring	
1st	2nd	1st	2nd	1st	2nd	1st	2nd
Biggest lead	0 (1 st 20:00)	44 (2 nd 13:45)	Points from Turnovers	6	10	1st	2nd
Best Scoring Run	8 (1 st 23:08)	14 (1 st 13:42)	Paint	12	54	EKU	25
Lead Changes	0	0	Second Chance	0	0	UKY	46
Times Tied	0	0	Fast Breaks	3	30		91
Time with Lead	00:00	39:49	Bench	0	25		69

GAME FOUR

#9/10 KENTUCKY 82, UTAH VALLEY 74



Official Basketball Box Score - Final
Utah Valley at Kentucky
11/03/19 Rebel Arena, Lexington, Ky.
2019-20 Men's Basketball

Game Time: 12:00 AM
Game Duration: 2:08
Attendance: 13,609
Officials: Don Daley, Tony Coby, Wesley Ford

Utah Valley - 74		Record: 3-2												
NO.	Name	Min	FG	3P	FT	Rebounds	Fouls	TP	AS	TO	ST	Blocks	pts	
			MA	MA	MA	OR	DR	OR	DR	OR	DR	BS	BA	
13	Brandon Morley	G	22:33	1-1	0-0	0	0	0	2	0	0	0	0	0
3	T.J. Washington	G	31:45	8-18	1-2	1-4	5	3	1	22	5	2	0	0
11	Brandon Averette	G	28:20	3-11	0-3	2-4	0	2	2	2	8	3	1	0
22	Cassian Jordan	G	15:57	1-6	0-0	1	1	2	0	3	0	0	0	0
24	Trey Woodbury	G	05:42	1-1	0-0	2	1	3	3	4	1	0	1	0
2	Jamison Overton	F	27:06	4-10	0-1	1	1	2	3	10	1	0	0	0
4	Emmanuel Okpalokpo	F	16:01	1-4	0-0	1	1	4	5	1	3	0	0	0
5	David Egan Harris	F	24:31	3-5	2-4	2-2	2	2	4	2	9	4	0	0
Team			0	0	0	0	0	0	0	0	0	0	0	0
Totals			26:84	11-31	11-18	9	19	27	11	17	14	7	4	5

Kentucky - 82		Record: 3-1												
NO.	Name	Min	FG	3P	FT	Rebounds	Fouls	TP	AS	TO	ST	Blocks	pts	
			MA	MA	MA	OR	DR	OR	DR	OR	DR	BS	BA	
1	Nate Sestina	F	34:10	2-8	0-3	4-4	3	9	12	4	5	8	1	3
2	Kahlil Whitney	F	25:38	2-5	0-0	0-0	1	4	5	0	0	0	0	0
4	Nick Richards	F	34:51	8-11	0-0	5-5	4	6	10	2	3	2	0	0
0	Ashton Hagans	G	36:37	7-14	0-2	12-12	0	5	5	0	6	2	6	0
3	Tyrese Maxey	G	37:18	4-14	1-2	5-5	0	5	3	14	3	2	0	0
10	Johnny Juzang	Jr.	17:26	0-2	0-2	4-4	1	1	2	2	4	1	1	0
12	Keon Brooks Jr.	Jr.	13:57	2-3	0-0	1-2	0	4	4	1	1	5	0	0
Team			0	0	0	0	0	0	0	0	0	0	0	0
Totals			25:57	11-32	0-3	12	34	45	13	23	62	11	14	2



THE STAT CREW SYSTEM
#9/10 Kentucky Combined Team Statistics (as of Nov 23, 2019)
All games



RECORD:	OVERALL	HOME	AWAY	NEUTRAL
ALL GAMES	4-1	3-1	0-0	1-0
CONFERENCE	0-0	0-0	0-0	0-0
NON-CONFERENCE	4-1	3-1	0-0	1-0

#	Player	gp-gs	min	avg	Total		3-Point		F-Throw		Rebounds				pf	dq	a	to	blk	stl	pts	avg
					fg-fga	fg%	3fg-fga	3fg%	ft-fta	ft%	off	def	tot	avg								
03	Maxey, Tyrese	5-2	161	32.2	22-51	.431	6-22	.273	25-29	.862	1	16	17	3.4	11	0	13	12	1	4	75	15.0
04	Richards, Nick	5-4	147	29.4	29-45	.644	0-0	.000	16-19	.842	13	23	36	7.2	12	1	3	7	8	0	74	14.8
05	Quickley, Immanuel	4-3	114	28.5	15-36	.417	6-15	.400	19-20	.950	3	16	19	4.8	8	0	8	6	0	2	55	13.8
00	Hagans, Ashton	5-5	142	28.4	21-48	.438	0-9	.000	25-28	.893	2	21	23	4.6	9	0	24	18	1	8	67	13.4
01	Sestina, Nate	5-5	150	30.0	11-25	.440	2-11	.182	17-19	.895	8	30	38	7.6	13	0	9	6	4	2	41	8.2
02	Whitney, Kahlil	5-5	105	21.0	13-26	.500	3-7	.429	5-11	.455	5	10	15	3.0	9	0	2	9	0	5	34	6.8
23	Montgomery, EJ	2-1	29	14.5	5-10	.500	1-1	1.000	0-2	.000	1	7	8	4.0	5	0	1	2	2	0	11	5.5
12	Brooks Jr., Keion	5-0	88	17.6	11-24	.458	0-4	.000	2-9	.222	6	15	21	4.2	6	0	2	4	0	1	24	4.8
10	Juzang, Johnny	5-0	61	12.2	1-11	.091	1-7	.143	4-4	1.000	2	12	14	2.8	5	0	2	2	0	1	7	1.4
33	Jordan, Ben	2-0	1	0.5	0-1	.000	0-0	.000	0-0	.000	0	0	0	0.0	0	0	0	0	0	0	0	0.0
13	Welch, Riley	2-0	1	0.5	0-1	.000	0-0	.000	0-0	.000	0	0	0	0.0	0	0	0	0	0	1	0	0.0
14	Canada, Brennan	2-0	1	0.5	0-0	.000	0-0	.000	0-0	.000	0	0	0	0.0	0	0	0	1	0	0	0	0.0
Team											2	7	9									
Total.....		5	1000		128-278	.460	19-76	.250	113-141	.801	43	157	200	40.0	78	1	64	67	16	24	388	77.6
Opponents.....		5	1000		109-305	.357	38-144	.264	58-78	.744	41	110	151	30.2	104	-	53	68	9	25	314	62.8

TEAM STATISTICS	UK	OPP	Date	Opponent	Score	Att.
SCORING	388	314	1	11/5/19 vs #1/1 Michigan State	w 69-62	19812
Points per game	77.6	62.8		11/8/19 EASTERN KENTUCKY	w 91-49	20163
Scoring margin	+14.8	-		11/12/19 EVANSVILLE	L 64-67	19101
FIELD GOALS-ATT	128-278	109-305	2	11/18/19 UTAH VALLEY	w 82-74	18859
Field goal pct	.460	.357	2	11/22/19 MOUNT ST. MARY'S	w 82-62	20351
3 POINT FG-ATT	19-76	38-144				
3-point FG pct	.250	.264				
3-pt FG made per game	3.8	7.6				
FREE THROWS-ATT	113-141	58-78				
Free throw pct	.801	.744				
F-Throws made per game	22.6	11.6				
REBOUNDS	200	151				
Rebounds per game	40.0	30.2				
Rebounding margin	+9.8	-				
ASSISTS	64	53				
Assists per game	12.8	10.6				
TURNOVERS	67	68				
Turnovers per game	13.4	13.6				
Turnover margin	+0.2	-				
Assist/turnover ratio	1.0	0.8				
STEALS	24	25				
Steals per game	4.8	5.0				
BLOCKS	16	9				
Blocks per game	3.2	1.8				
ATTENDANCE	78474	19812				
Home games-Avg/Game	4-19618	0-0				
Neutral site-Avg/Game	-	1-19812				

* = Conference game
1 = State Farm Championship Classic | Madison Square Garden (New York)
2 = BBN Showcase | Rupp Arena (Lexington, Ky.)

Score by Periods	1st	2nd	Totals
#9/10 Kentucky	184	204	388
Opponents	144	170	314



THE STAT CREW SYSTEM
 #9/10 Kentucky Team Game-by-Game Comparison (as of Nov 23, 2019)
All games



Opponent	1st	2nd	Score	Mar	Total FG	FG Pct	3-Pointers	3FG Pct	Free Throws	FT Pct	Rebounds	Assist	T/Over	Block	Steal	Fouls	
#1/1 Michigan State	34/24	35/38	69-62	+7	19-50/22-56	.380/.393	6-18/5-26	.333/.192	25-32/13-18	.781/.722	30/30	-	9/14	10/16	3/2	4/4	20/23
EASTERN KENTUCKY	46/25	45/24	91-49	+42	34-62/16-64	.548/.250	2-14/8-33	.143/.242	21-32/9-11	.656/.818	54/25	+29	17/7	18/21	6/0	8/10	13/21
EVANSVILLE	30/34	34/33	64-67	(3)	20-54/23-60	.370/.383	4-17/9-30	.235/.300	20-25/12-13	.800/.923	35/38	(3)	6/10	13/14	2/0	6/2	18/18
UTAH VALLEY	35/27	47/47	82-74	+8	25-57/26-64	.439/.406	1-12/11-31	.083/.355	31-34/11-18	.912/.611	46/27	+19	11/14	14/7	2/5	2/4	13/24
MOUNT ST. MARY'S	39/34	43/28	82-62	+20	30-55/22-61	.545/.361	6-15/5-24	.400/.208	16-18/13-18	.889/.722	35/31	+4	21/8	12/10	3/2	4/5	14/18

Note: Game totals are displayed in the format TEAM/OPPONENT for each category



THE STAT CREW SYSTEM
 #9/10 Kentucky Player High/Low Analysis (as of Nov 23, 2019)
 All games



#9/10 Kentucky - INDIVIDUAL GAME HIGHS

Points	26		Hagans, Ashton vs Utah Valley (11/18/19)
	26		Maxey, Tyrese vs #1/1 Michigan State (11/5/19)
	21		Richards, Nick vs Utah Valley (11/18/19)
	21		Richards, Nick vs Eastern Kentucky (11/8/19)
	19		Richards, Nick vs Mount St. Mary's (11/22/19)
Field Goals Made	10		Richards, Nick vs Eastern Kentucky (11/8/19)
	8		Richards, Nick vs Utah Valley (11/18/19)
Field Goal Att.	14		Hagans, Ashton vs Utah Valley (11/18/19)
	14		Maxey, Tyrese vs Utah Valley (11/18/19)
FG Pct (min 5 made)	.909	(10-11)	Richards, Nick vs Eastern Kentucky (11/8/19)
	.727	(8-11)	Richards, Nick vs Utah Valley (11/18/19)
3-Point FG Made	3		Quickley, Immanuel vs Mount St. Mary's (11/22/19)
	3		Maxey, Tyrese vs #1/1 Michigan State (11/5/19)
3-Point FG Att.	7		Maxey, Tyrese vs #1/1 Michigan State (11/5/19)
	5		Maxey, Tyrese vs Utah Valley (11/18/19)
3-Pt FG Pct (min 2 made)	.750	(3-4)	Quickley, Immanuel vs Mount St. Mary's (11/22/19)
	.429	(3-7)	Maxey, Tyrese vs #1/1 Michigan State (11/5/19)
Free Throws Made	12		Hagans, Ashton vs Utah Valley (11/18/19)
	9		Maxey, Tyrese vs #1/1 Michigan State (11/5/19)
Free Throw Att.	12		Hagans, Ashton vs Utah Valley (11/18/19)
	10		Maxey, Tyrese vs #1/1 Michigan State (11/5/19)
FT Pct (min 3 made)	1.000	(12-12)	Hagans, Ashton vs Utah Valley (11/18/19)
	1.000	(7-7)	Quickley, Immanuel vs Eastern Kentucky (11/8/19)
	1.000	(6-6)	Hagans, Ashton vs Mount St. Mary's (11/22/19)
	1.000	(5-5)	Richards, Nick vs Utah Valley (11/18/19)
	1.000	(5-5)	Quickley, Immanuel vs Evansville (11/12/19)
	1.000	(5-5)	Sestina, Nate vs Evansville (11/12/19)
	1.000	(5-5)	Maxey, Tyrese vs Eastern Kentucky (11/8/19)
	1.000	(5-5)	Hagans, Ashton vs #1/1 Michigan State (11/5/19)
	1.000	(4-4)	Sestina, Nate vs Utah Valley (11/18/19)
	1.000	(4-4)	Juzang, Johnny vs Utah Valley (11/18/19)
	1.000	(3-3)	Sestina, Nate vs Mount St. Mary's (11/22/19)
Rebounds	12		Sestina, Nate vs Utah Valley (11/18/19)
	11		Sestina, Nate vs Eastern Kentucky (11/8/19)
Assists	7		Hagans, Ashton vs Mount St. Mary's (11/22/19)
	6		Maxey, Tyrese vs Mount St. Mary's (11/22/19)
	6		Hagans, Ashton vs Utah Valley (11/18/19)
Steals	3		Hagans, Ashton vs Eastern Kentucky (11/8/19)
	2		Whitney, Kahlil vs Mount St. Mary's (11/22/19)
	2		Maxey, Tyrese vs Evansville (11/12/19)
	2		Hagans, Ashton vs Evansville (11/12/19)
	2		Whitney, Kahlil vs Evansville (11/12/19)
	2		Sestina, Nate vs Eastern Kentucky (11/8/19)
	2		Quickley, Immanuel vs #1/1 Michigan State (11/5/19)
Blocked Shots	4		Richards, Nick vs Eastern Kentucky (11/8/19)
	3		Richards, Nick vs Mount St. Mary's (11/22/19)
Turnovers	6		Hagans, Ashton vs Utah Valley (11/18/19)
	4		Hagans, Ashton vs Evansville (11/12/19)
	4		Maxey, Tyrese vs Eastern Kentucky (11/8/19)
Fouls	5		Richards, Nick vs #1/1 Michigan State (11/5/19)
	4		Montgomery, EJ vs Mount St. Mary's (11/22/19)
	4		Sestina, Nate vs Utah Valley (11/18/19)
	4		Hagans, Ashton vs Evansville (11/12/19)

	4	Maxey, Tyrese vs Evansville (11/12/19)
Minutes	37	Maxey, Tyrese vs Utah Valley (11/18/19)
	37	Hagans, Ashton vs Utah Valley (11/18/19)
	35	Richards, Nick vs Utah Valley (11/18/19)
	35	Quickley, Immanuel vs Evansville (11/12/19)
	34	Sestina, Nate vs Utah Valley (11/18/19)



THE STAT CREW SYSTEM
 #9/10 Kentucky Opponent High/Low Analysis (as of Nov 23, 2019)
 All games



OPPONENT INDIVIDUAL GAME HIGHS

Points	22		TJ Washington vs Utah Valley (11/18/19)
	21		Cassius Winston vs #1/1 Michigan State (11/5/19)
	18		K.J. Riley vs Evansville (11/12/19)
	17		Trey Woodbury vs Utah Valley (11/18/19)
	17		Sam Cunliffe vs Evansville (11/12/19)
Field Goals Made	8		TJ Washington vs Utah Valley (11/18/19)
	6		Sam Cunliffe vs Evansville (11/12/19)
Field Goal Att.	18		TJ Washington vs Utah Valley (11/18/19)
	14		Jalen Gibbs vs Mount St. Mary's (11/22/19)
FG Pct (min 5 made)	.714	(5-7)	Malik Jefferson vs Mount St. Mary's (11/22/19)
	.462	(6-13)	Sam Cunliffe vs Evansville (11/12/19)
3-Point FG Made	5		TJ Washington vs Utah Valley (11/18/19)
	4		Michael MORENO vs Eastern Kentucky (11/8/19)
3-Point FG Att.	12		TJ Washington vs Utah Valley (11/18/19)
	9		Michael MORENO vs Eastern Kentucky (11/8/19)
3-Pt FG Pct (min 2 made)	1.000	(2-2)	K.J. Riley vs Evansville (11/12/19)
	.500	(2-4)	Cavit Ege Havsa vs Utah Valley (11/18/19)
Free Throws Made	10		Cassius Winston vs #1/1 Michigan State (11/5/19)
	8		K.J. Riley vs Evansville (11/12/19)
Free Throw Att.	11		Cassius Winston vs #1/1 Michigan State (11/5/19)
	8		K.J. Riley vs Evansville (11/12/19)
FT Pct (min 3 made)	1.000	(8-8)	K.J. Riley vs Evansville (11/12/19)
	1.000	(4-4)	Damian Chong Qui vs Mount St. Mary's (11/22/19)
	1.000	(4-4)	Brandon Leftwich vs Mount St. Mary's (11/22/19)
	1.000	(4-4)	Trey Woodbury vs Utah Valley (11/18/19)
	1.000	(3-3)	Ty TAYLOR vs Eastern Kentucky (11/8/19)
Rebounds	9		Xavier Tillman vs #1/1 Michigan State (11/5/19)
	7		Omar Habwe vs Mount St. Mary's (11/22/19)
	7		Jacquess Hobbs vs Eastern Kentucky (11/8/19)
Assists	5		TJ Washington vs Utah Valley (11/18/19)
	5		Jacquess Hobbs vs Eastern Kentucky (11/8/19)
Steals	2		Nana Opoku vs Mount St. Mary's (11/22/19)
	2		Cavit Ege Havsa vs Utah Valley (11/18/19)
	2		Brandon Averette vs Utah Valley (11/18/19)
	2		DeAndre Williams vs Evansville (11/12/19)
	2		Jacquess Hobbs vs Eastern Kentucky (11/8/19)
	2		Houston King vs Eastern Kentucky (11/8/19)
	2		Russhar CRUICKSHANK vs Eastern Kentucky (11/8/19)
Blocked Shots	2		Emmanuel Olojakpoke vs Utah Valley (11/18/19)
	2		Brandon Morley vs Utah Valley (11/18/19)
Turnovers	9		Jomaru Brown vs Eastern Kentucky (11/8/19)
	6		Sam Cunliffe vs Evansville (11/12/19)
Fouls	5		Chidozie Collin Nnam vs Mount St. Mary's (11/22/19)
	5		Thomas Kithier vs #1/1 Michigan State (11/5/19)



THE STAT CREW SYSTEM
 #9/10 Kentucky Season Box - Average per 40 Minutes (as of Nov 22, 2019)
All games



##	Player	min	fgm	fga	pct	3fgm	3fga	pct	ftm	fta	pct	oreb	dreb	treb	pf	a	to	blk	stl	pts
12	Brooks Jr., Keion	40	5.0	10.9	.458	0.0	1.8	.000	0.9	4.1	.222	2.7	6.8	9.5	2.7	0.9	1.8	0.0	0.5	10.9
14	Canada, Brennan	40	0.0	0.0	.000	0.0	0.0	.000	0.0	0.0	.000	0.0	0.0	0.0	0.0	0.0	40.0	0.0	0.0	0.0
00	Hagans, Ashton	40	5.9	13.5	.438	0.0	2.5	.000	7.0	7.9	.893	0.6	5.9	6.5	2.5	6.8	5.1	0.3	2.3	18.9
33	Jordan, Ben	40	0.0	40.0	.000	0.0	0.0	.000	0.0	0.0	.000	0.0	0.0	0.0	0.0	0.0	0.0	0.0	0.0	0.0
10	Juzang, Johnny	40	0.7	7.2	.091	0.7	4.6	.143	2.6	2.6	1.000	1.3	7.9	9.2	3.3	1.3	1.3	0.0	0.7	4.6
03	Maxey, Tyrese	40	5.5	12.7	.431	1.5	5.5	.273	6.2	7.2	.862	0.2	4.0	4.2	2.7	3.0	3.0	0.2	1.0	18.6
23	Montgomery, EJ	40	6.9	13.8	.500	1.4	1.4	1.000	0.0	2.8	.000	1.4	9.7	11.0	6.9	1.4	2.8	2.8	0.0	15.2
05	Quickley, Immanuel	40	5.3	12.6	.417	2.1	5.3	.400	6.7	7.0	.950	1.1	5.6	6.7	2.8	2.8	2.1	0.0	0.7	19.3
04	Richards, Nick	40	7.9	12.2	.644	0.0	0.0	.000	4.4	5.2	.842	3.5	6.3	9.8	3.3	0.8	1.9	2.2	0.0	20.1
01	Sestina, Nate	40	2.9	6.7	.440	0.5	2.9	.182	4.5	5.1	.895	2.1	8.0	10.1	3.5	2.4	1.6	1.1	0.5	10.9
13	Welch, Riley	40	0.0	40.0	.000	0.0	0.0	.000	0.0	0.0	.000	0.0	0.0	0.0	0.0	0.0	0.0	0.0	40.0	0.0
02	Whitney, Kahlil	40	5.0	9.9	.500	1.1	2.7	.429	1.9	4.2	.455	1.9	3.8	5.7	3.4	0.8	3.4	0.0	1.9	13.0
	Total.....	40	25.6	55.6	.460	3.8	15.2	.250	22.6	28.2	.801	8.6	31.4	40.0	15.6	12.6	13.4	3.2	4.8	77.6
	Opponents.....	40	21.8	61.0	.357	7.6	28.8	.264	11.6	15.6	.744	8.2	22.0	30.2	20.8	10.6	13.6	1.8	5.0	62.8

Note: All statistics are pro-rated based on an average per 40-minute game.



THE STAT CREW SYSTEM
#9/10 Kentucky Other Metrics (as of Nov 22, 2019)
All games



#	Player	Min	AST%	EFG%	TS%	Usg%	DRB%	ORB%	TRB%
12	Brooks Jr., Keion	88	4.4	.458	.429	17.8	17.2	8.9	13.6
14	Canada, Brennan	1	0.0	.000	.000	49.1	0.0	0.0	0.0
00	Hagans, Ashton	142	34.3	.438	.555	27.1	14.9	1.8	9.2
33	Jordan, Ben	1	0.0	.000	.000	49.1	0.0	0.0	0.0
10	Juzang, Johnny	61	5.3	.136	.274	11.9	19.9	4.3	13.1
03	Maxey, Tyrese	161	14.8	.490	.588	23.1	10.0	0.8	6.0
23	Montgomery, EJ	29	7.4	.550	.506	21.8	24.4	4.5	15.7
05	Quickley, Immanuel	114	13.8	.500	.614	21.9	14.2	3.4	9.5
04	Richards, Nick	147	4.6	.644	.693	20.2	15.8	11.6	14.0
01	Sestina, Nate	150	10.6	.480	.615	12.9	20.2	7.0	14.4
13	Welch, Riley	1	0.0	.000	.000	49.1	0.0	0.0	0.0
02	Whitney, Kahlil	105	3.7	.558	.551	18.6	9.6	6.2	8.1

Estimated possessions: 366.7
Team offensive rating (ORtg): 105.8
Team defensive rating (DRtg): 85.6

AST% - An estimate of the pct of teammate field goals assisted while on the floor

EFG% - Effective FG% (adjusts to include additional points from 3FGs)

TS% - True Shooting% (takes into account field goals, 3-point field goals, and free throws)

Usg% - An estimate of the pct of team plays used while on the floor

DRB% - An estimate of the pct of available defensive rebounds grabbed while on the floor

ORB% - An estimate of the pct of available offensive rebounds grabbed while on the floor

TRB% - An estimate of the pct of all available rebounds grabbed while on the floor

ORtg - Offensive rating - points scored per 100 possessions

DRtg - Defensive rating - points allowed per 100 possessions