



KENTUCKY®

2019-20 MEN'S BASKETBALL



8 NATIONAL CHAMPIONSHIPS | **MOST WINS** IN COLLEGE BASKETBALL | 48 SEC TITLES | 31 SEC TOURNAMENT CHAMPIONSHIPS | 55 ALL-AMERICANS | 129 NBA DRAFT PICKS

#10/12 KENTUCKY (12-4, 3-1) at RV/RV ARKANSAS (14-2, 3-1)

Saturday, Jan. 18 • 4 p.m. • Bud Walton Arena (19,200) • Fayetteville, Ark.

#UKvsUA #TGT • @KentuckyMBB • @UKMBBStatsInfo

THE MATCHUP

Series Breakdown

- Overall - UK, 32-11
- Fayetteville - UK, 8-7
- Calipari vs. UA - 12-6
- Musselman vs. UK - 0-0
- Current UK streak - W7

John Calipari	Eric Musselman
Overall Record: 762-215*	Overall Record: 124-36
Record at UK: 317-75	Record at UA: 14-2
Overall Seasons: 28th	Overall Seasons: 5th
at Kentucky: 11th	at Arkansas: 1st

*on-court record

BY THE NUMBERS

2,305	All-time wins, NCAA leader
1,000	All-time SEC regular-season wins
48	SEC regular-season titles in program history
30	Points Nate Sestina needs to score to reach 1,000


TALE OF THE TAPE

UK	STATISTIC	UA
75.0	Points Per Game	74.6
63.7	Opp. Points PG	61.4
38.1	Rebounds PG	33.5
14.9	Assists PG	13.1
5.0	Blocks PG	4.7
5.3	Steals PG	9.1
.461	FG Pct.	.445
.387	Opp. FG Pct.	.393
.321	3-Pt. FG Pct.	.312
.294	Opp. 3-Pt. FG Pct.	.228

A UK WIN WOULD ...


- Be Kentucky's fifth in the last six games
- Mark UK's second win in three true road games
- Put the Wildcats at 13-4 on the season and 4-1 in league play
- Mark the eighth time UK has started 4-1 or better in SEC play under Calipari
- Improve Kentucky's record to 257-43 vs. AP unranked competition under Calipari
- Improve UK's record to 140-39 under Calipari in SEC regular-season games
- Be Kentucky's third straight win in Fayetteville, Arkansas

LAST GAME'S STARTERS




0 ASHTON HAGANS
6-3 • 198 • GUARD • SOPHOMORE
CARTERSVILLE, GA. | NEWTON HIGH SCHOOL

Naismith, Wooden watch lists | Ninth nationally in assists per game | Five or more assists in 13 straight, best since Tyler Ulis (2015-16) | Averaging 13.1 points and team highs in assists (7.3 per game) and steals (2.1 per game)




3 TYRESE MAXEY
6-3 • 198 • GUARD • FRESHMAN
GARLAND, TEXAS | SOUTH GARLAND HIGH SCHOOL

Dec. 30 March Madness National Player of the Week | Three-time SEC Freshman of the Week | UK freshman debut record 26 points vs. Michigan State | Career-high 27 points vs. Louisville | Team-high 13.9 scoring average




4 NICK RICHARDS
6-11 • 247 • FORWARD • JUNIOR
KINGSTON, JAMAICA | THE PATRICK SCHOOL

Averaging 13.1 points, team-high 7.7 rebounds, 2.4 blocks per game | 67.7 FG%, fourth nationally | Seven double-doubles | SEC Co-Player, USBWA National Player of the Week for Dec. 30 | Averaging 15.8 points, 9.4 boards over last five



12 KEION BROOKS JR.
6-7 • 205 • FORWARD • FRESHMAN
FORT WAYNE, IND. | LA LUMIERE SCHOOL

Made five straight starts | Averaging 5.3 points and 3.2 rebounds | Three double-digit scoring efforts, including career-high 15 vs. Fairleigh Dickinson | Grabbed seven boards at South Carolina | Ranked No. 24 recruit by RSCI



23 EJ MONTGOMERY
6-10 • 228 • FORWARD • SOPHOMORE
FORT PIERCE, FLA. | WHEELER HIGH SCHOOL

Averaging 7.2 points, 5.7 rebounds and 1.0 blocks | Career-high 25 points and nine rebounds vs. Fairleigh Dickinson | Shooting 52.9% | Five or more rebounds in nine games this season | Top-rated UK signee in class of 2019

STAT LEADERS

POINTS PER GAME		
UK	Tyrese Maxey	13.9
UA	Mason Jones	18.1
REBOUNDS PER GAME		
UK	Nick Richards	7.7
UA	Mason Jones	6.1
ASSISTS PER GAME		
UK	Ashton Hagans	7.3
UA	Mason Jones	3.6
STEALS PER GAME		
UK	Ashton Hagans	2.1
UA	Mason Jones	1.9
3-POINTERS		
UK	Immanuel Quickley	28
UA	Isaiah Joe	63
FIELD-GOAL PERCENTAGE		
UK	Nick Richards	.677
UA	Reggie Chaney	.778
FREE-THROW PERCENTAGE		
UK	Immanuel Quickley	.933
UA	Mason Jones	.912

NEED TO KNOW

Kentucky was picked to win the SEC title by the league's media members. UK owns 48 SEC regular-season titles

Over the last five games, Immanuel Quickley is averaging 19.0 points per game with 16 total 3-pointers, Nick Richards is tallying 15.8 points and 9.4 rebounds, and Tyrese Maxey is averaging 15.6 points and 4.0 boards

UK's win over Alabama last week marked the program's 1,000th win in SEC regular-season league play

The Wildcats have given up 15 or more offensive rebounds in three of the last five games, leading to opponents averaging 9.8 more shot attempts than Kentucky during the five-game stretch

Quickley, the reigning SEC Player of the Week, has made 10 of his last 13 from 3-point range

UK is 52-13 under John Calipari following a loss (does not include end-of-season losses)

SCHEDULE

OCTOBER

27 2/2 -/ GEORGETOWN COLL.^A SEC W, 80-53

NOVEMBER

1 2/2 -/ KENTUCKY STATE^A SEC W, 83-51
5 2/2 1/1 vs. Michigan State¹ ESPN W, 69-62
8 2/2 -/ EASTERN KENTUCKY SEC W, 91-49
12 1/2 -/ EVANSVILLE SEC L, 67-64
18 9/10 -/ UTAH VALLEY² ESPN2 W, 82-74
22 9/10 -/ MOUNT ST. MARY'S² SEC W, 82-62
24 9/10 -/ LAMAR² SEC W, 81-56
29 9/11 -/ UAB² SEC W, 69-58

DECEMBER

7 8/10 -/ FAIRLEIGH DICKINSON SEC W, 83-52
14 8/9 -/ GEORGIA TECH ESPN W, 67-53
18 6/6 -/ vs. Utah³ ESPN2 L, 69-66
21 6/6 5/4 vs. Ohio State⁴ CBS L, 71-65
28 19/19 3/4 LOUISVILLE CBS W, 78-70^{DT}

JANUARY

4 17/14 -/ MISSOURI* SEC W, 71-59
7 14/13 -/RV at Georgia* ESPN W, 78-69
11 14/13 -/ ALABAMA* ESPN W, 76-67
15 10/12 -/ at South Carolina* SEC L, 81-78
18 10/12 RV/RV at Arkansas* ESPN 4 p.m.
21 -/ -/ GEORGIA* ESPN 7 p.m.
25 -/ -/ at Texas Tech⁵ ESPN 6 p.m.
29 -/ -/ VANDERBILT* SEC 6:30 p.m.

FEBRUARY

1 -/ -/ at Auburn* ESPN 6 p.m.
4 -/ -/ MISSISSIPPI STATE* ESPN/2 9 p.m.
8 -/ -/ at Tennessee* CBS 1 p.m.
11 -/ -/ at Vanderbilt* TBD 7 p.m.
15 -/ -/ OLE MISS* TBD 2 p.m.
18 -/ -/ at LSU* ESPN/2 9 p.m.
22 -/ -/ FLORIDA* ESPN/2 6/8 p.m.
25 -/ -/ at Texas A&M* TBD 7 p.m.
29 -/ -/ AUBURN* CBS 3:45 p.m.

MARCH

3 -/ -/ TENNESSEE* ESPN/2 9 p.m.
7 -/ -/ at Florida* CBS 1 p.m.

All times Eastern | *SEC conference game | HOME GAMES IN CAPS | ^AExhibition
¹State Farm Champions Classic (New York | Madison Square Garden)
²BBN Showcase (Rupp Arena | Lexington, Ky.)
³Neon Hoops Showcase (T-Mobile Arena | Las Vegas)
⁴CBS Sports Classic (T-Mobile Arena | Las Vegas)
⁵Big 12/SEC Challenge (United Supermarkets Arena | Lubbock, Texas)
^{DT}SEC Tournament (Bridgestone Arena | Nashville, Tenn.)

BROADCAST INFO

TV: ESPN

Play-by play: Bob Wischusen
Analyst: Dick Vitale
Sideline: Kris Budden



RADIO: UK SPORTS NETWORK

Play-by play: Tom Leach
Analyst: Mike Pratt



SATELLITE RADIO

Sirius: 84
XM: 84
Internet: 84



TV CHART



0 ASHTON HAGANS
Sophomore | Guard
 6-3 | 198
 Cartersville, Ga.
 Newton
 @H23Ash
 @ashton.hagans



1 NATE SESTINA
Graduate | Forward
 6-9 | 234
 Emporium, Pa.
 Bucknell University
 @NateSestina23
 @natesestina4



2 KAHLIL WHITNEY
Freshman | Forward
 6-6 | 210
 Chicago
 Roselle Catholic
 @KahlilWhitney
 @kahlilwhitney



3 TYRESE MAXEY
Freshman | Guard
 6-3 | 198
 Garland, Texas
 South Garland
 @TyreseMaxey
 @tyresemaxey



4 NICK RICHARDS
Junior | Forward
 6-11 | 247
 Kingston, Jamaica
 The Patrick School
 @iamnickrichards
 @nickrichards_
 @nicholas.p.richards



5 IMMANUEL QUICKLEY
Sophomore | Guard
 6-3 | 188
 Havre de Grace, Md.
 The John Carroll School
 @IQ_GodSon
 @immanuelquickley_
 @immanuelquickley5



10 JOHNNY JUZANG
Freshman | Guard
 6-6 | 214
 Los Angeles
 Harvard-Westlake
 @JohnnyJuzang
 @jsilk5



11 DONTAE ALLEN
Freshman | Guard
 6-6 | 200
 Falmouth, Ky.
 Pendleton County
 @dontaieallen11
 @dontaieallen11
 @tay.allen3139



12 KEION BROOKS JR.
Freshman | Forward
 6-7 | 205
 Fort Wayne, Ind.
 La Lumiere School
 @KeionB_12
 @klbj.xii



13 RILEY WELCH
Junior | Guard
 6-0 | 185
 Littleton, Colo.
 College of the Desert
 @Riley_Welch
 @riley_welch
 @Riley.Welch.UK



14 BRENNAN CANADA
Freshman | Forward
 6-6 | 198
 Mount Sterling, Ky.
 George Rogers Clark
 @brennanc14
 @brennanc14



21 ZAN PAYNE
R-Freshman | G/F
 6-4 | 235
 Lexington, Ky.
 Lexington Catholic
 @young_payne2321
 @alexander.payne23



23 EJ MONTGOMERY
Sophomore | Forward
 6-10 | 228
 Fort Pierce, Fla.
 Wheeler
 @ejmontgomery23
 @_mont23



33 BEN JORDAN
Sophomore | Forward
 6-9 | 250
 Olive Hill, Ky.
 West Carter
 @ben3jordan
 @ben3jordan3




JOHN CALIPARI
Head Coach
 11th Season
 @UKCoachCalipari
 @UKCoachCalipari
 @UKCoachCalipari



KENNY PAYNE
Assoc. Head Coach
 10th season at UK
 Sixth season as associate HC



TONY BARBEE
Assistant Coach
 Sixth season at UK
 Fifth season as assistant
 @CoachTonyBarbee



JOEL JUSTUS
Assistant Coach
 Sixth season at UK
 Fourth season as assistant
 @UKCoachJustus
 @UKCoachJustus



JOHN ROBIC
Special Assistant
 11th season at UK
 Fourth season as special asst.

Pronunciation Guide

DONTAIE Allen	(DON-tay)
KEION Brooks Jr.	(KEY-on)
John CALIPARI	(cal-uh-PEAR-ee)
Ashton HAGANS	(HAY-gens)
Johnny JUZANG	(JEW-zang)
Nate SESTINA	(ses-TINA)
KAHLIL Whitney	(kuh-LIL)

Alphabetical Roster						
NO.	NAME	POS.	HT.	WT.	CL.	HOMETOWN (PREVIOUS SCHOOL)
11	Dontaie Allen	G	6-6	200	Fr.	Falmouth, Ky. (Pendleton County)
12	Keion Brooks Jr.	F	6-7	205	Fr.	Fort Wayne, Ind. (La Lumiere)
14	Brennan Canada	F	6-6	198	Fr.	Mount Sterling, Ky. (George Rogers Clark)
0	Ashton Hagans	G	6-3	198	So.	Cartersville, Ga. (Newton)
33	Ben Jordan	F	6-9	250	R-So.	Olive Hilly, Ky. (West Carter)
10	Johnny Juzang	G	6-6	214	Fr.	Los Angeles (Harvard-Westlake)
3	Tyrese Maxey	G	6-3	198	Fr.	Garland, Texas (South Garland)
23	EJ Montgomery	F	6-10	228	So.	Fort Pierce, Fla. (Wheeler)
21	Zan Payne	G/F	6-4	235	R-Fr.	Lexington, Ky. (Lexington Catholic)
5	Immanuel Quickley	G	6-3	188	So.	Havre de Grace, Md. (The John Carroll School)
4	Nick Richards	F	6-11	247	Jr.	Kingston, Jamaica (The Patrick School)
1	Nate Sestina	F	6-9	234	Gr.	Emporium, Pa. (Bucknell University)
13	Riley Welch	G	6-0	185	Jr.	Littleton, Colo. (College of the Desert)
2	Kahlil Whitney	F	6-6	210	Fr.	Chicago (Roselle Catholic)

On the Bench

Head Coach: John Calipari (Clarion, 1982)
Associate Head Coach: Kenny Payne (Louisville, 2003)
Assistant Coaches: Tony Barbee (UMass, 1993)
 Joel Justus (UNC Wilmington, 2004)
Special Asst. to the Head Coach: John Robic (Denison, 1986)
Assoc. AD/Basketball Operations: Chris Woolard (UCLA, 1997)
Director of Basketball Admin.: Will Barton (Kentucky, 2013)
Strength Coach: Robert Harris (Kentucky State, 2009)
Athletic Trainer: Geoffrey Staton (North Carolina, 2007)
Equipment Manager: Mark Evans (Kentucky, 2013)
Recruiting Analyst: Brady Kennedy (Kentucky, 2016)



POLLS, STATS, MEDIA INFO

Weekly Media Schedule

all times ET unless indicated otherwise

17 Fri.

Media opportunity: 2 p.m.
Calipari | Players

Practice: 2:30 p.m.

Travel to Arkansas

18 Sat.

at Arkansas | 4 p.m.
ESPN

19 Sun.

Practice: 3 p.m.

No media availability

20 Mon.

Media opportunity: 2 p.m.
Assistant | Players

Practice: 2:30 p.m.

John Calipari Radio Show on
UK Sports Network | 6 p.m.

21 Tue.

vs. Georgia | 7 p.m.
ESPN

22 Wed.

Player off day

No media availability

23 Thu.

SEC teleconference: 11 a.m.
Calipari: 11:35 a.m.

Practice: 2:30 p.m.

No media availability

Communications & PR Staff



Eric Lindsey

Director

Cell - 859.619.0944

Email - eric.lindsey@uky.edu



Deb Moore

Associate Director

Cell - 859.559.5781

Email - deb.moore@uky.edu

Media Information

CREDENTIAL REQUESTS

Requests for single-game credentials should be made as far in advance as possible and no later than five days prior to game day online at sportssystem.com/Kentucky.

CREDENTIAL CRITERIA

The University of Kentucky's decision to issue credentials to a media outlet for the purposes of covering a UK basketball home or away event is determined by a variety of factors. They include the following:

- Amount of coverage given to Kentucky throughout the season
- Intention/ability to cover all 22 sports at Kentucky
- Distribution/size of publication: free, subscription, sale on newsstands, website traffic, etc.
- Radio or TV station program format and size of audience
- Length of existence of the publication, amount of original copy generated, number of full-time employees of the publication and the journalistic experience of the reporter(s)
- Attendance at Kentucky media sessions, including Olympic sport opportunities
- Space availability
- Professionalism, which includes but is not limited to conduct at games, press conferences, practices, on social media, etc.

The University of Kentucky has the right to revoke credentials under its own discretion.

INTERVIEW POLICIES-GENERAL

All interviews with University of Kentucky basketball players or staff members must be arranged through the Communications and public relations office. Media should never contact a player or coach directly.

The Wildcat Coal Lodge, dormitories, team locker rooms and other team quarters are private team areas. Media members are not permitted in these areas unless accompanied by appropriate university personnel.

PRACTICE/PRESS CONFERENCES

Other than announced exceptions, UK basketball practices are closed to the media. UK will accept requests to attend practice. All requests must be made by 10 a.m. the day before the practice. In cases in which practices are open to the media, no cell phones are allowed in the practice facility.

Player interviews are conducted prior to practices the day before a game and will be available to all UK media in the Joe Craft Center lower-level lobby. UK will accept requests for player interviews, but they must be submitted 24 hours prior to the scheduled availability.

Coach John Calipari or an assistant coach will meet with members of the media immediately following player interviews in the lower level lobby of the Joe Craft Center.

Gameday shoot-arounds are closed to the media.

TELEPHONE PLAYER INTERVIEWS

Telephone interviews are available to the media on a call-back basis. Individual player and coach telephone numbers will not be given to members of the media.

Players are instructed not to conduct interviews when contacted directly by telephone. The communications and public relations office will arrange for telephone interviews at a time most convenient for the student-athlete.

Other special requests are handled on a case-by-case basis.

POSTGAME INTERVIEWS

Following each game, there is a cooling-off period, during which time the players shower and dress. Approximately 10 minutes after the game ends, Coach Calipari conducts his postgame press conference while a player is taken to the UK Sports Network.

Following Coach Calipari's press conference and the cooling-off period, selected UK players are brought to the media interview room.

The Polls

Associated Press Top 25 Jan. 13

1. Gonzaga (30)
2. Baylor (31)
3. Duke (4)
4. Auburn
5. Butler
6. Kansas
7. San Diego State
8. Oregon
9. Florida State
10. **Kentucky**
11. Louisville
12. West Virginia
13. Dayton
14. Villanova
15. Michigan State
16. Wichita State
17. Maryland
18. Seton Hall
19. Michigan
20. Colorado
21. Ohio State
22. Memphis
23. Texas Tech
24. Illinois
25. Creighton

Receiving Votes: Iowa, Stanford, Arkansas, Indiana, Virginia, Penn State, LSU, Arizona, Wisconsin, Liberty, Northern Iowa, Purdue, Washington, Duquesne, Rutgers, TCU, Virginia Tech, Houston, Oregon State, BYU, East Tennessee State, Akron, Harvard, USC, Saint Mary's

USA Today Coaches Poll Jan. 13

1. Gonzaga (16)
2. Baylor (10)
3. Duke (6)
4. Auburn
5. Butler
6. San Diego State
7. Kansas
8. Oregon
9. Florida State
10. Louisville
11. Dayton
12. **Kentucky**
13. West Virginia
14. Michigan State
15. Villanova
16. Wichita State
17. Maryland
18. Seton Hall
19. Ohio State
20. Michigan
21. Colorado
22. Memphis
23. Texas Tech
24. Iowa
25. Stanford

Receiving Votes: Creighton, Virginia, Arkansas, Indiana, Arizona, Illinois, Penn State, LSU, Rutgers, Houston, Wisconsin, Purdue, Northern Iowa, TCU, Saint Mary's, Marquette, Xavier, New Mexico, Liberty, Providence, Yale

UK in the Rankings

Team Rankings (through Jan. 15)

Category	Stat	SEC [NCAA]
Scoring	75.0	6th [101st]
Scoring Defense	63.7	5th [62nd]
Scoring Margin	+11.3	T3rd [40th]
Free-Throw %	.768	1st [22nd]
Field-Goal %	.461	3rd [66th]
Field-Goal % Def.	.321	3rd [35th]
3-Point FG %	.387	5th [233rd]
3-Point FG % Def.	.294	5th [47th]
Rebounds Per Game	38.1	6th [88th]
Opponent Rebs. Per Game	32.5	3rd
Rebounding Margin	+5.6	4th [49th]
Blocks Per Game	5.0	4th [29th]
Assists Per Game	14.9	3rd [67th]
Steals Per Game	5.3	14th [301st]
Turnover Margin	+0.1	T8th [198th]
Assist-to-TO Ratio	1.2	1st [59th]
Off. Rebs. Per Game	9.8	11th [212th]
Def. Rebs. Per Game	28.3	3rd [42nd]
Def. Rebound %	.731	5th
Off. Rebound %	.307	7th
3-Point FG Per Game	5.0	T13th [336th]

Individual Rankings

Category/Player	Stat	SEC [NCAA]
3-Point FGs Per Game/Quickley	1.9	10th
Assist-to-TO Ratio/Hagans	2.1	3rd [69th]
Assist-to-TO Ratio/Maxe	1.5	10th [234th]
Assists Per Game/Hagans	7.3	1st [9th]
Blocks Per Game/Richards	2.4	3rd [27th]
Def. Rebs. Per Game/Richards	5.0	T8th [208th]
Double-Doubles/Richards	7	T2nd [T29th]
Field-Goal %/Richards	.677	1st [4th]
Free-Throw %/Quickley	.933	1st [6th]
Free-Throw %/Hagans	.814	10th [125th]
Minutes Per Game/Maxe	33.5	9th [167th]
Minutes Per Game/Hagans	33.1	11th [198th]
Off. Rebs. Per Game/Richards	2.7	T8th [112th]
Points Per Game/Maxe	13.9	T15th
Points Per Game/Quickley	13.7	17th
Points Per Game/Richards	13.1	T20th
Rebounds Per Game/Richards	7.7	T7th [143rd]
Steals Per Game/Hagans	2.1	T2nd [35th]

Upcoming in the SEC

Jan. 18-22

Contest	Time	TV Network
Saturday, Jan. 18		
South Carolina at Texas A&M*	1 p.m.	SEC Network
Auburn at Florida*	1:30 p.m.	CBS
Missouri at Alabama*	3:30 p.m.	SEC Network
Kentucky at Arkansas*	4 p.m.	ESPN
Tennessee at Vanderbilt*	6 p.m.	SEC Network
LSU at Ole Miss*	8 p.m.	ESPN2
Georgia at Mississippi State*	8:30 p.m.	SEC Network
Tuesday, Jan. 21		
Florida at LSU*	7 p.m.	SEC Network
Georgia at Kentucky*	7 p.m.	ESPN
Texas A&M at Missouri*	9 p.m.	ESPNU
Ole Miss at Tennessee*	9 p.m.	SEC Network
Wednesday, Jan. 22		
South Carolina at Auburn*	7 p.m.	ESPN2/U
Arkansas at Mississippi State*	7 p.m.	SEC Network
Alabama at Vanderbilt*	9 p.m.	SEC Network

*Conference Game | All times listed Eastern

SEC Standings (through Jan. 15)

Team	SEC Record	Overall Record	Games Back
LSU	4-0 (.000)	12-4 (.750)	-
Arkansas	3-1 (.750)	14-2 (.875)	1.0
Auburn	3-1 (.750)	15-1 (.938)	1.0
Florida	3-1 (.750)	11-5 (.688)	1.0
Kentucky	3-1 (.750)	12-4 (.750)	1.0
Alabama	2-2 (.500)	9-7 (.563)	2.0
Tennessee	2-2 (.500)	10-6 (.625)	2.0
Texas A&M	2-2 (.500)	8-7 (.533)	2.0
Georgia	1-2 (.333)	11-5 (.677)	2.5
South Carolina	1-2 (.333)	9-7 (.563)	2.5
Mississippi State	1-3 (.250)	10-6 (.625)	3.0
Missouri	1-3 (.250)	9-7 (.563)	3.0
Ole Miss	0-3 (.000)	9-7 (.563)	3.5
Vanderbilt	0-3 (.000)	8-8 (.500)	3.5



NOTES

Honoring the Cats

Ashton Hagans

- Wooden Midseason Top 25
- Lute Olson Award watch list
- Wooden Preseason Top 50
- Naismith Trophy preseason watch list
- Preseason All-SEC First Team (media/coaches)
- Bob Cousy Award preseason watch list

Tyrese Maxey

- SEC Freshman of the Week (Jan. 13)
- Wooden Midseason Top 25
- USBWA Wayman Tisdale National Freshman of the Week (Dec. 31)
- March Madness National Player of the Week (Dec. 30)
- SEC Freshman of the Week (Dec. 30)
- Bluegrass Sports Commission MVP of the Kentucky-Louisville game
- USBWA Oscar Robertson Trophy watch list
- SEC Freshman of the Week (Nov. 11)
- Wooden Preseason Top 50
- NABC Division I Player of the Year preseason watch list
- Naismith Trophy preseason watch list
- AP Preseason All-America Honorable Mention
- NBC Sports Preseason All-America Third Team
- Preseason NCAA March Madness Player of the Year candidate
- Preseason All-SEC Second Team (media/coaches)
- Jerry West Award preseason watch list

EJ Montgomery

- Preseason All-SEC Second Team (media/coaches)
- Karl Malone Award preseason watch list

Immanuel Quickley

- SEC Player of the Week (Jan. 13)
- Preseason NCAA March Madness "Glue Guy"

Nick Richards

- USBWA Oscar Robertson National Player of the Week (Dec. 31)
- SEC Co-Player of the Week (Dec. 30)

Kahlil Whitney

- Julius Erving Award preseason watch list

South Carolina Stuns Kentucky on Buzzer Beater

COLUMBIA, S.C. - Freshman Jermaine Cousnard hit a 3-pointer as the buzzer sounded and South Carolina rallied from 14 points down in the second half to stun No. 10/12 Kentucky 81-78 on Wednesday night.

Cousnard had a career-high 26 points, including his game-winner that banked in for the Gamecocks (9-7, 1-2 Southeastern Conference). When it went through the net, Cousnard and his teammates ran around the court in celebration as the fans erupted in cheers.

Moments earlier, Immanuel Quickley hit a shot with 4.1 seconds to go that tied things at 78. Quickley led Kentucky (12-4, 3-1) with 20 points, including the Wildcats' final seven points in the closing minute after UK had fallen behind by six.

Kentucky led by 14 less than five minutes into the second half and was still up 54-41 on EJ Montgomery's two foul shots with 11:41 left. That's when Justin Minaya started a 27-14 run over the next seven minutes that ended with Cousnard's basket off the glass to tie things at 68-all.

After Ashton Hagans put Kentucky up again with two foul shots, Minaya answered with a 3-pointer that sent the crowd into pandemonium. Minaya added two more baskets between a drive by A.J. Lawson and South Carolina was ahead 76-71 with 1:46 to go. Kentucky tied it a final time on Quickley's jumper after Lawson missed two foul shots with a chance to seal the game.

Of note ...

- Despite a red-shot second half from South Carolina (20 of 36 field goals), Kentucky still held the Gamecocks to 39.7% shooting. UK fell 195-18 in the Calipari era and 8-2 this season when keeping the opponent to less than 40%
- UK shot 43.6% from the field and dropped to 11-1 this season when outshooting the opponent
- Kentucky led by as many as 14 points but lost for the first time this season when leading by double digits. UK is now 272-7 under Calipari when leading by at least 10 points at any time in the contest
- The Wildcats gave up 20 offensive boards to South Carolina. Coupled with 15 turnovers, the Gamecocks took 18 more shots than UK
- It's the second straight game Kentucky has given up 15 or more offensive rebounds and the third time in the last five games (vs. Louisville). Kentucky hadn't given up more than 14 offensive rebounds in any game prior to this recent five-game stretch
- South Carolina's offensive boards led to 16 second-chance points for the Gamecocks
- South Carolina also outscored UK 19-9 in points off turnovers
- Nick Richards had 15 points and seven rebounds. It marked the first loss in 12 games UK has lost when he's scored in double digits
- Hagans extended his streak of games with five or more assists to 13 games with seven assists
- Tyrese Maxey had 13 points and has scored in double figures in six of the last seven games

Bounce Back

Kentucky doesn't lose very often during the John Calipari era, but when the Wildcats do, they almost always bounce back and its extremely rare for the Wildcats to drop more than one in a row. UK is 52-13 under Calipari following a loss (record does not count end-of-season losses).

Kentucky's back-to-back losses to Utah and Ohio State marked just the 13th time the Cats have lost consecutive games during the Calipari era and the most recent since dropping four in a row from Feb. 3-14, 2018. That stretch was the first four-game losing streak under Calipari and the only time Kentucky has lost more than two games in a row under Calipari.

Previously, the last time UK lost four games in a row was in February 2009, when the Wildcats dropped four straight games to end the regular season. It was the first time Calipari had lost four straight since the end of the 2004-05 season at Memphis.

UK has never lost back-to-back home games under Calipari.

Rebound!

Despite winning four in a row before a heartbreaking loss to South Carolina, a noticeable trend was brewing that finally nipped the Wildcats. Kentucky has given up 15 or more offensive rebounds in three of the last five games, leading opponents to average 9.8 more shots than UK.

Over the last two games, UK has given up 16 (vs. Alabama) and 20 (at South Carolina) offensive rebounds, respectively. That's resulted in 17 second-chance points for the Crimson Tide and 16 for the Gamecocks. Prior to the last two games, Kentucky had only given up 15 or more offensive rebounds once this season (vs. Louisville) and had not allowed more than 14 second-chance points in any other game.

'Quickthree' Emerging as Sixth Man of the Year Candidate

John Calipari called Immanuel Quickley the most improved player on the 2018-19 team, but his development from last season to this one might be even more impressive.

Quickley, now in his sophomore campaign, has scored in double figures in 11 of the 15 games he's played. Overall, he's averaging 13.7 points per game, and has proven to be Kentucky's best perimeter shooter. He's made a team-high 28 3-pointers on the season -- including making a 3 in 14 of 15 games he's played -- and is making a team-high 42.4% from behind the arc after a slow start.

Despite the loss at South Carolina, Quickley's play has continued to be a bright spot for the Cats. He is averaging a team-high 19.0 points per game to go along with 4.4 rebounds and 16 3-pointers over the last five games.

Firmly cementing himself early as a candidate for the SEC Sixth Man of the Year award, Quickley showed his worth late against the Gamecocks. With Ashton Hagans fouling out, Quickley served as a play-starter and scored UK's final seven points with less than a minute to go, including a game-tying step-back jumper with four seconds to play.

Just how hot is he?

"Steaming hot," Quickley said after a 5-for-6 performance from 3-point range vs. Alabama. "If you touch men, you might burn. I have a lot of confidence right now. The ones I'm missing, I'm kind of shocked. My heart drops a little. 'Dang, I didn't make it.'"

He's made 10 of his last 13 3-point shots and 16 of 27.

"The kid lives in the gym," Calipari said. "He's kind of like Tyler (Herro). He's like Shai (Gilgeous-)Alexander, those guys. He's just like them."

He's doing just as much damage at the free-throw line. After witnessing the best season in school history at the line last season in Herro, Quickley is threatening to make it a short-lived record. For much of the season, Quickley had been ahead of Herro's pace. He's currently making 93.3% at the line. Herro made 93.5%. He's missed just four of his 60 attempts, ranking first in the Southeastern Conference (through games on Jan. 15) and sixth in the nation. He had a stretch of 24 consecutive makes.

After scoring 16 points in three previous games for his career high, Quickley set a new mark with 18 points in the win over No. 3/4 Louisville. Quickley made two key 3-pointers and was 8 of 8 from the free-throw line, including two in the final seconds of overtime to seal the outcome.

Quickley earned the opportunity for a career day offensively because of a stellar afternoon defensively. Calipari told his team that whoever could guard Louisville's leading scorer, Jordan Nwora, would get significant playing time. Quickley answered the call and took on the majority of the assignment. Nwora, who came into the game averaging 21.2 points per contest, was held to just eight points on 2-of-10 shooting. He currently ranks as "excellent" in Synergy Sport's defensive rankings and among the best guards in the country.

Quickley's not only scoring and defending at a high rate lately, he's coming up clutch in the big moments. He scored a career-high 23 vs. Missouri by making all four of UK's 3-point attempts on the day and all nine of his free throws to help the Wildcats pull away.

Following his performance against Louisville, Quickley took it up another notch against Missouri. His 3-pointer midway through the second half at Georgia gave the Wildcats their first lead since midway through the first, a lead they would never relinquish. And his 3-pointer from the corner and free throws on the next possession helped Kentucky close out Alabama.



2019-20 Lead-Deficit Comparison

Opponent	Biggest Lead	Biggest Deficit	Biggest Run	Changes	Ties	Led	Trailed	Result
GC (Exh)	29 (2nd)	N/A	12-0	0	0	38:27	0:00	W, 80-53
KSU (Exh)	33 (2nd)	N/A	10-0	0	1	37:33	0:00	W, 83-51
vs. Michigan St.	13 (2nd)	2 (1st)	9-0	3	4	36:55	0:38	W, 69-62
EKU	44 (2nd)	N/A	14-0	0	0	38:49	0:00	W, 91-49
EVANSVILLE	3 (1st)	8 (1st)	7-0	7	5	5:44	29:34	L, 67-64
UTAH VALLEY	16 (2nd)	2 (1st)	7-0	5	5	34:36	1:23	W, 82-74
MOUNT ST. MARY'S	25 (2nd)	3 (1st)	10-0	4	1	37:51	1:58	W, 82-62
LAMAR	27 (2nd)	N/A	20-0	0	1	38:32	0:00	W, 81-56
UAB	20 (2nd)	3 (1st)	9-0	2	1	35:44	2:21	W, 69-58
FDU	34 (2nd)	2 (1st)	17-0	1	2	37:44	1:01	W, 83-52
GEORGIA TECH	16 (2nd)	5 (1st)	10-0	4	3	31:03	6:56	W, 67-53
vs. Utah	2 (1st)	17 (2nd)	8-0	1	2	0:08	37:42	L, 69-66
vs. Ohio State	4 (1st)	8 (2nd)	5-0	4	5	3:29	33:23	L, 71-65
LOUISVILLE	12 (2nd)	4 (1st)	8-0	13	10	28:38	10:43	W, 78-70
MISSOURI	16 (2nd)	8 (1st)	12-0	1	0	28:14	11:02	W, 71-59
at Georgia	11 (2nd)	9 (1st)	10-0	7	5	13:35	22:49	W, 78-69
ALABAMA	15 (2nd)	2 (1st)	8-0	2	2	37:34	0:20	W, 76-67
at S. Carolina	14 (1st)	6 (2nd)	8-0	1	2	35:12	3:41	L, 81-78
at Arkansas								
GEORGIA								
at Texas Tech								
VANDERBILT								
at Auburn								
MISSISSIPPI ST.								
at Tennessee								
at Vanderbilt								
OLE MISS								
at LSU								
FLORIDA								
at Texas A&M								
AUBURN								
TENNESSEE								
at Florida								
BIGGEST/MOST	44	8	20-0	13	10	38:49	37:42	
TOTALS						443:48	163:31	

UK Wins 1,000th Regular-Season Game in SEC Play

Kentucky owns more regular-season victories than any other program in the country. Earlier this season, the Wildcats won their 600th game in Rupp Arena. UK won its 600th game in just 670 tries to become the fastest to 600 in the country. On Jan. 11 against Alabama, Kentucky reached another milestone: win No. 1,000 in regular-season action in Southeastern Conference play.

Kentucky entered the season with a 997-281 mark all-time in league action and has won its first three of the 2019-20 slate. With no other SEC team owning more than 750 victories, UK reached the mark in record fashion among other programs within the SEC.

Determining whether Kentucky is first in the country is up for interpretation. In the current structure of conferences, in which the Big 12 recognizes alignment in its current format as beginning in 1996-97, Kansas would not recognize its wins until that season. However, if one combines all of Kansas' wins in Big 6, Big 7, Big 8 and Big 12 play, Kansas has already topped 1,000 victories.

It is also important to note that UK's 1,000 wins are for SEC regular-season play only. It does not include victories as a member of the SEC, SEC playoff games, SEC Tournament wins or wins vs. SEC teams in the NCAA Tournament.

S-E-C! S-E-C! S-E-C!

Kentucky has the unquestionable reputation as the league's gold standard. Since the SEC's inception in 1932-33, the Wildcats are the most dominant team in the league, recording a 1,000-282 mark (.780) in regular-season conference play. Only one other team has won more than 750 regular-season SEC games (Alabama), and no other team owns a better winning percentage.

- Kentucky has averaged 11.6 wins and only 3.3 losses per season in 86 seasons in the SEC
- UK has won 48 SEC titles and 31 SEC Tournament championships
- The Wildcats have won 16 of the last 28 SEC Tournament titles
- Kentucky has captured at least a share of five of the last 10 SEC regular-season championships under head coach John Calipari
- UK has played in the championship game of the SEC Tournament in eight of Calipari's 10 seasons, winning the tournament six times
- Seven teams made the 2019 NCAA Tournament field, tied for the second most of any league in the country
- The SEC had two teams in the Elite Eight, one in the Final Four and went 12-7 in NCAA Tournament games in 2019
- As of the Jan. 13 rankings, two SEC teams are ranked in the Associated Press Top 25. In addition to UK, Auburn is ranked No. 4. Arkansas, and LSU sit just outside the top 25 and received votes
- Ten SEC schools ranked in the top 100 of the NCAA's Net Evaluation Tool rankings on Jan. 15

Kentucky Picked to Win 49th SEC Title

Eleventh-year head coach John Calipari has often described Kentucky as the hunted within the ranks of the Southeastern Conference. With more regular-season and tournament titles than the entire league combined, it's not a far-fetched mantra. If the 2019-20 preseason media poll conducted by the league's media proves true, Kentucky will once again be the pursued.

UK was voted to win their sixth regular-season title under Calipari by the league's media members. Should Kentucky achieve the feat, it would mark the program's 49th overall regular-season title.

It's the 15th time since the 1998-99 season the Wildcats are the overall pre-season favorite. Calipari has directed his teams to regular-season SEC crowns in 2010, 2012, 2015, 2016 and 2017. Kentucky has claimed the SEC Tournament title six times under his direction in 2010, 2011, 2015, 2016, 2017 and 2018.

Each school selected media members that cover their team and additional media from across the nation were selected by the conference office to comprise the voting panel. Points were compiled on a 14-13-12-11-10-9-8-7-6-5-4-3-2-1 basis. Each media member also voted for two All-SEC teams.

Kentucky Trio Preseason All-SEC

In a league as talented as it's ever been, sophomores Ashton Hagans and EJ Montgomery and freshman Tyrese Maxey were tabbed preseason All-Southeastern Conference picks by both the league's media and its coaches.

Hagans was a first-team pick while Maxey and Montgomery were tabbed to the second team. Hagans also received at least one vote for the preseason pick for SEC Player of the Year from the media.

UK has featured at least one player on one of the two end-of-the-season All-SEC teams (media or coaches) since 2006-07.

Cats Deliver the Knockout Punch

Kentucky is 272-7 (.975) in the John Calipari era when leading by at least 10 points at any time in the contest.

Ironically, two of the last three instances UK has let a double-digit slip away came on the road at South Carolina. The Wildcats led by as many as 14



NOTES

in Columbia, South Carolina, on Jan. 15, but the Gamecocks rallied behind a buzzer-beating 3-pointer for the 81-78 win. It was the first time UK let a double-digit lead slip away since Auburn rallied for an overtime win in the 2019 Elite Eight. Prior to that, UK's last loss was another 14-point advantage at South Carolina during the 2017-18 season.

Six of the seven losses are to conference opponents.

Perhaps most impressive of all is that 71.2% of games Calipari has coached in at Kentucky have produced 10-point leads at some point during the game for UK. The Wildcats have led by 10 points or more in a whopping 85.8% of Calipari's 317 career wins at Kentucky.

UK Continues to Navigate Through Injuries, Illnesses

Kentucky's depth has been tested by a number of injuries and illness this season. Eleven Wildcats have dealt with injuries or are still rehabbing old ones as well as illness, and UK has played with all nine available full-time scholarship players in eight games this season.

- Dontaie Allen (left knee) - return: undetermined | Torn ACL from his senior season of high school; participated in strength and conditioning programs over the summer and continues to progress with rehabilitation program, including participating in his first practices recently
- Ashton Hagans (left ankle) - available | Sprained his left ankle against Missouri; also dealt with a lower right leg injury early in the season but has not missed a game
- Ben Jordan (head injury) - available | Sustained a head injury in practice and was unavailable for the Fairleigh Dickinson game
- Johnny Juzang (illness) - available | Missed the Missouri and Georgia games with an illness, but was available for the Alabama game
- Tyrese Maxey (thigh contusion) - day-to-day | Sustained a thigh contusion in the second half at South Carolina
- EJ Montgomery (right ankle) - available | Sustained a right ankle sprain in the first half of the Michigan State game; missed the next three games and returned vs. Mount St. Mary's
- Zan Payne (right knee) - return: undetermined | Continuing to rehab from a knee injury from his senior season of high school; underwent a rigorous rehab program over the summer and participated in his first practices recently
- Nick Richards (left ankle) - status: available | Sprained his left ankle during the Georgetown College exhibition games and missed the final exhibition vs. Kentucky State
- Nate Sestina (left wrist) - status: available: | Fractured his left wrist on Nov. 26 and returned three weeks later vs. Utah
- Immanuel Quickley (chest contusion) - available | Suffered chest contusion in practice prior to Utah Valley and did not play vs. the Wolverines. Returned the following game
- Kahlil Whitney (left hand) - available | Dislocated his left pinky finger near the end of the Utah Valley game but did not miss a game

Camp Cal Complete

With the spring academic term beginning Wednesday, "Camp Cal" is officially closed.

During Camp Cal, when there are no restrictions on practice hours and the Wildcats are free of any academic responsibilities, the Wildcats often practice two times a day and sometimes even three if one includes a workout session with strength and conditioning coach Robert Harris. With no responsibilities outside of practice, Calipari likes the team to be together focusing on basketball for as much of the break as possible.

In between practices, Calipari will sometimes have the players over to his house to eat and rest. In the evenings, the team will go out together to eat almost every night. The team will basically eat, sleep and drink basketball during this time of the season, and it's often when Calipari's teams develop and improve the most.

The proof is in the numbers. As successful as Calipari's teams have in the nonconference portion of their schedule, it's the conference season where his teams really take off. UK has won five regular-season Southeastern Conference titles in 10 seasons under Calipari and another six SEC Tournament championships.

Taking Advantage of Free Points

One of Kentucky's strengths this season has been its success at the free-throw line, despite a recent three-game skid. UK is still earning 23.7% of its points at the charity stripe and connecting at 76.8%. Kentucky's free-throw point distribution is ranked 12th in the country, according to KenPom.com (through games on Jan. 15), while its make percentage, after spending much of the early stages of the season in the top 10, has slipped to 22nd in the nation.

Four players are shooting 79.4% or better (with a minimum of 10 attempts), led by Immanuel Quickley's 93.3% (56 of 60), is just behind Tyler Herro's 2018-19 school-record mark of 93.5%.

Kentucky's strong performance at the line isn't relegated to its success rate of makes, but also the frequency in which the Wildcats are getting to the line and the number of makes per game. Kentucky is traveling to the line an average of 23.1 times a game. The Wildcats are making an average of 17.8 a game. The opposition is averaging 10.6 makes on an average of 16.4 trips a game.

As a matter of fact, UK has made more free throws (284) than its opponents have taken (262). Kentucky's plus-7.2 points per game at the line ranks fifth in the country as of Jan. 15. New Mexico currently leads the country with a plus-8.1 differential. UK is sixth in the country in points per possession off of free throws at 0.103. New Mexico also leads that category with 0.109 points per possession coming from the stripe.

John Calipari's best free-throw shooting team at Kentucky shot 72.6 percent in 2014-15. The 2013-14 squad averaged the most trips (28.7) and makes (19.5) per game under Calipari's tutelage. It's still very early in the season, but UK's current free-throw percentage of .768 would be just shy of the school record of 77.6% by the 1978-79 team.

UK has made its free throws when they matter the most. The Wildcats are 50 of 64 (78.1%) at the line when it's a single-digit game with five minutes or less to go (including overtime).

Confident Richards Playing His Best Basketball

John Calipari has said every player is on their own timetable. For some that means breaking through after their freshman season. For others it may mean two, three or four years of development. Maybe no player in recent memory is a better example of that than Nick Richards.

The junior forward is enjoying the most productive stretch of his career. He is averaging team highs in rebounds per game (7.7) and blocks per game (2.4) with a team-best seven double-doubles. His 13.1 points per game is tied for third on the team. Richards is shooting a team-high and conference-high .677 percentage. That mark is also good for fourth in the nation, through games on Jan. 15.

Richards is one of just three players in the country averaging at least 13.0 points per game, at least 7.5 rebounds and at least 2.0 blocks while shooting at least 65.0% from the floor.

The third-year forward has been one of the Wildcats' most consistent performers and perhaps their most important piece with the thin front line that was magnified early in the season by injuries.

"So much better than a year ago," Calipari said earlier this season. "Then you say, 'You must really be pumping him up, saying great things.' No. He's in the greatest shape he's ever been, and he has built his own confidence. It doesn't matter what I say now."

Richards appears more confident and assertive than at any other point in his UK career.

"I've been patient," Richards said. "My coaches just kept saying, 'Keep getting better, keep getting better, your time will come. Don't even worry about it.' Of course they're still going to coach me — they're going to get on me to be better — but it's a process and you just gotta be patient with it. Some people aren't really patient until they get the end result. I don't think I'm at the end result of my development as a basketball player yet."

The most encouraging sign of Richards' development began vs. Louisville and has continued into the conference season. Despite some impressive early season numbers, Richards had yet to fully break through vs. consistent, upper-level competition.

Against Louisville's front line, one of the best in the country, Richards delivered. The 6-foot-

Measurables

Wing Span

1. Nick Richards - 7'5"
2. Dontaie Allen - 7'2.50"
3. Nate Sestina - 7'2"
- T4. Keion Brooks Jr. - 7'1"
- T4. Johnny Juzang - 7'1"

Maximum Vertical

1. Kahlil Whitney - 42"
- T2. Keion Brooks Jr. - 37"
- T2. Immanuel Quickley - 37"
- T4. Nick Richards - 36.50"
- T4. Ashton Hagans - 36.50"

Hand Width

- T1. Kahlil Whitney - 11.5"
- T1. Dontaie Allen - 11.5"
3. Nate Sestina - 11"
- T4. Nick Richards - 10.5"
- T4. Keion Brooks Jr. - 10.5"



3/4-Court Sprint

1. Ashton Hagans - 3.11 secs.
- T2. Tyrese Maxey - 3.21 secs.
- T2. Immanuel Quickley - 3.21 secs.
4. Kahlil Whitney - 3.25 secs.
5. Brennan Canada - 3.31 secs.

Body Fat

1. Kahlil Whitney - 5.60%
2. Immanuel Quickley - 6.51%
3. Ashton Hagans - 7.00%
4. Tyrese Maxey - 7.21%
5. Nate Sestina - 7.31%

185-Pound Bench Press

1. Nick Richards - 18 reps
2. EJ Montgomery - 9 reps
3. Johnny Juzang - 8 reps
- T4. Whitney, Hagans, Welch - 6 reps

Miscellaneous Stats

Charges Drawn

- Nick Richards - 5
- Tyrese Maxey - 1
- Immanuel Quickley - 1
- Nate Sestina - 1

First Sub

- Keion Brooks Jr. - 6
- Nate Sestina - 5
- Kahlil Whitney - 5
- Tyrese Maxey - 2
- Immanuel Quickley - 2
- Johnny Juzang - 1
- EJ Montgomery - 1
- Nick Richards - 1

5-Second Violations

- Forced by Kentucky - 1
- Forced by Opponent - 0

10-Second Violations

- Forced by Kentucky - 0
- Forced by Opponent - 1

Shot-Clock Violations

- Forced by Kentucky - 12
- Forced by Opponent - 6

Tip-offs (including OT)

- Won by Kentucky - 10
- Won by Opponent - 7

3-Point Plays

- Nick Richards - 9
- Ashton Hagans - 7
- Tyrese Maxey - 4
- Immanuel Quickley - 4
- Nate Sestina - 4
- Keion Brooks Jr. - 1
- EJ Montgomery - 1

4-Point Plays



11 big man from Jamaica secured a double-double with 13 points and 10 rebounds, but it was how he did it that impressed the most.

Richards picked up his fourth foul with 14:31 remaining in the second half and UK leading by double figures. In the nearly seven minutes he was forced to the bench, Louisville took a 46-45 lead until he re-entered at the 8:53 mark. Richards played most of the final 8:53 of regulation and all five minutes of overtime without picking up his fifth foul to anchor Kentucky's inside game. During that stretch he took two momentum-changing charges and scored seven straight points in overtime with the game on the line.

With Louisville leading 68-65 with 2:21 to go in overtime, Richards snared an offensive rebound (one of six in the game) and converted the traditional three-point play to even the score once again. His free throws with 27 seconds remaining gave the Wildcats a 72-70 lead they would not relinquish.

Richards also drew a game-high 11 fouls to get Kentucky to the free-throw line, a key difference in the outcome. His defense was a difference maker.

The double-double for Richards was his first against a ranked opponent in his three seasons. In 20 games prior against ranked foes, Richards averaged 3.8 points and 3.9 rebounds per game. He had never recorded double-digit scoring or rebounding numbers against a ranked opponent.

After enjoying that breakout game, Richards has backed it up. He boasted a season-high-tying 21 points, 12 rebounds and four blocks in the Southeastern Conference opener against Missouri. He followed that with 17 points and seven rebounds at Georgia and posted his third double-double in the last four games vs. Alabama with 13 points, 11 rebounds and five blocks.

Over the last five games, Richards is averaging 15.8 points, 9.4 rebounds, 2.8 blocks per game and is shooting 66.0% from the field. UK dropped to 11-1 this season when he scores in double figures at South Carolina and 5-1 when he blocks at least four shots. UK is 7-0 when he grabs double-digit rebounds.

Entering this season, Richards was averaging 4.5 points, 3.9 rebounds and 1.1 blocks over 13.4 minutes a game for his career. He entered the season with just one career double-double in 74 career games but now has seven in his first 15 games of 2019-20.

Hagans Playing Like One of the Best Point Guards in the Country

Ashton Hagans certainly has the confidence of his head coach in year two as Kentucky's starting point guard.

"We could say there are better point guards in the country, but you got to tell me who you're talking about," John Calipari said recently.

With the way Hagans is playing this season, there are few rebuttals.

Hagans has been the consummate point guard in his sophomore season, doing a little bit of everything to affect the game. He is averaging 13.1 points, 7.3 assists, 4.2 rebounds and 2.1 steals per game while grabbing the leadership reins of a talented but once again young team. He's one of only three players in the nation averaging at least 12.5 points, 7.0 assists, 3.5 rebounds and 2.0 steals.

The Cartersville, Georgia, native has boasted double-figure scoring in 12 of 16 games, including a career-high 26-point performance in the win over Utah Valley. He's dished out three or more assists in every game and has five or more in 14 of the 16, including a career-high-tying 12 vs. UAB. His streak of 10 games with six or more assists was snapped with five dimes at Georgia. It was the best run by a Wildcat under John Calipari and the best run since Roger Harden dished six or more in 12 straight from Jan. 11 to Feb. 15, 1986.

For the season, Hagans is averaging 7.3 assists per game, ranked ninth in the country, tops in the league (through games on Jan. 15) and ahead of Tyler Ulis' 2015-16 school-record 7.0 assists per game.

With 116 assists and 54 turnovers for the season, Hagans' 2.1 assist-to-turnover ratio has vaulted him to third in the conference (through games on Jan. 15).

Hagans has flirted with a triple-double on a number of occasions this season, the latest of which was a 15-point, nine-assist, nine-rebound game vs. Alabama. Underscoring his coach's ability in him, Hagans posted that line and Calipari wasn't satisfied.

"That's how much I think of (him)," Calipari said. "You're a triple-double, and I'm saying you're better."

The reigning Southeastern Conference Defensive Player of the Year remains UK's best on-ball defender with a team-high 34 steals. He ranks in the top 40 nationally for steals per game.

Where he's made the biggest improvement: reading the defense, taking what he can get and getting to the free-throw line. He's drained 79 of 97 on the season, good for an 81.4% clip. Hagans had a stretch of 23 straight makes until missing a par vs. UAB. He was 12 of 12 from the line against Utah Valley, becoming the first Wildcat to make at least 12 perfectly since Jodie Meeks went 14 of 14 at Tennessee on Jan. 13, 2009 (his UK single-game record 54-point night).

Hagans has done all this while fighting through a pair of nagging injuries this season. He battled lower leg pain for the first handful of games to start the season and played through a left ankle sprain against Georgia, Alabama and South Carolina.

Maxey at his Best Against the Best

Expectations for Tyrese Maxey escalated after he shot the roof off Madison Square Garden in his college debut in early November.

After scoring 26 points in front of a national audience vs. the No. 1 team in the country at the time, Michigan State, many expected him to do that on a nightly basis. It was a high bar for a freshman who would have to endure the same ups and downs just about every freshman has to that puts on a Kentucky uniform.

Now 16 games into the season, what everyone has found out is that Maxey still has that potential. It just tends to come out when the stakes are at their highest.

After a career-high 27-point performance in the victory over No. 3/4 Louisville, Maxey is averaging 22.7 points and 6.0 rebounds while shooting 53.8% from the field, 44.4% from 3-point range and 81.8% from the free-throw line in UK's three games vs. ranked foes.

Against those three ranked opponents -- Michigan State, Ohio State and Louisville -- Maxey drilled eight 3-pointers.

UK's Record vs. AP Ranked Opponents and as an AP Ranked Opponent Under Cal

Kentucky (RK)	Opponent Rank																									RV	NR	TOTAL	
	1	2	3	4	5	6	7	8	9	10	11	12	13	14	15	16	17	18	19	20	21	22	23	24	25				
1	-	0-1	0-1	1-0	2-0	2-0	-	2-0	1-0	-	0-1	-	-	-	-	2-0	1-0	1-0	-	1-0	3-0	1-0	-	-	-	6-2	46-3	69-8	
2	1-0	-	-	0-1	1-0	0-1	-	-	-	-	-	1-0	1-0	-	1-0	-	1-0	1-0	0-1	-	-	-	-	-	-	4-0	24-0	34-3	
3	-	-	-	1-0	-	-	-	-	0-1	-	-	1-0	-	-	-	-	-	-	-	0-1	-	-	-	-	-	1-0	17-0	20-2	
4	-	0-1	-	-	-	-	0-1	0-1	-	-	-	-	1-0	-	-	-	-	-	-	-	-	-	-	-	1-0	2-0	9-2	13-5	
5	1-0	-	-	-	-	0-1	-	-	-	1-0	-	-	-	-	-	-	-	-	0-1	-	-	-	-	1-0	-	1-0	9-0	13-2	
6	-	-	-	-	0-1	-	1-0	1-0	-	0-1	-	-	-	-	-	-	-	-	1-0	-	-	-	-	-	1-0	-	1-0	8-1	12-3
7	-	-	-	0-1	-	-	-	-	-	-	1-0	-	-	0-1	-	-	-	-	-	1-0	-	-	-	-	-	-	-	5-1	7-3
8	-	-	-	-	-	-	-	-	1-0	-	-	-	1-0	-	-	-	-	-	-	-	-	-	1-0	-	0-1	-	2-3	13-0	18-4
9	-	-	-	-	-	-	-	-	-	-	-	-	-	-	-	-	-	-	-	-	-	-	-	-	-	-	-	7-2	7-2
10	-	-	-	-	-	-	-	-	-	-	-	-	-	0-1	-	-	-	-	-	-	-	-	-	-	-	0-3	10-2	10-6	
11	1-0	-	-	-	-	-	1-0	0-1	-	-	-	1-0	-	-	-	-	0-1	-	-	-	-	2-0	-	-	-	-	6-1	11-3	
12	-	-	-	-	-	-	-	-	-	-	-	-	1-0	-	1-0	-	-	-	-	-	-	-	-	-	-	1-0	2-1	5-1	
13	-	-	-	-	-	-	-	-	-	-	-	-	-	-	-	-	-	-	-	-	-	-	-	-	-	-	6-2	6-2	
14	-	-	0-1	-	-	-	-	-	-	-	-	-	-	-	-	-	-	-	-	-	-	-	-	-	-	1-1	9-1	10-3	
15	-	-	-	-	-	-	-	-	-	-	-	1-0	-	-	-	-	-	-	-	-	-	-	-	-	-	1-0	3-0	5-0	
16	-	-	-	-	-	-	-	-	-	-	-	-	-	-	-	1-0	-	-	-	-	-	-	-	-	-	2-0	4-1	7-1	
17	-	-	-	-	-	-	-	-	-	-	-	-	-	-	-	-	-	-	-	-	-	-	1-1	-	-	-	4-2	5-3	
18	-	-	-	-	-	-	-	-	-	-	-	-	-	-	-	-	-	-	-	-	-	0-1	-	-	-	3-2	6-2	9-4	
19	-	-	1-0	1-0	-	-	-	-	1-0	-	-	-	-	-	-	-	-	-	-	-	-	-	-	-	-	-	2-0	5-0	
20	-	-	-	0-1	-	-	-	-	-	-	-	-	-	-	-	-	-	-	-	-	1-0	-	-	-	-	-	3-1	4-2	
21	-	-	-	-	-	-	-	-	-	-	-	-	-	-	-	-	-	-	-	-	-	-	-	-	-	1-0	2-1	3-1	
22	-	-	-	-	-	-	-	-	-	-	-	1-0	-	-	-	-	-	-	-	-	-	-	-	-	-	1-0	5-1	7-1	
23	-	-	-	-	-	-	-	-	-	-	-	-	-	-	-	-	-	-	-	-	-	-	-	-	-	0-1	3-0	3-1	
24	-	-	-	-	-	-	-	-	-	-	-	-	-	0-1	-	-	-	-	-	-	-	-	-	-	-	-	0-1	0-2	
25	0-1	-	-	-	-	-	0-1	-	-	-	-	-	-	-	-	-	-	-	-	-	-	-	-	-	-	-	1-1	1-3	
RV	0-1	1-0	-	-	1-0	-	2-0	-	-	0-1	-	1-0	1-0	-	-	-	-	0-1	-	-	-	-	-	-	-	-	-	6-3	
NR	-	-	-	0-1	-	-	-	-	-	-	1-0	-	-	-	-	1-0	-	-	-	-	-	-	-	-	-	-	-	2-1	
TOTAL	3-2	1-2	1-2	3-4	4-1	2-2	4-2	3-1	3-2	1-2	2-1	4-0	5-0	2-2	1-1	4-0	3-0	1-2	2-2	1-1	4-0	4-0	1-2	1-1	1-0	Total	292-69		
																										Total	61-32		



NOTES

Points Per Possession

Game	Off. PPP	Def. PPP
vs. Michigan State	0.96	0.86
EASTERN KENTUCKY	1.07	0.58
EVANSVILLE	0.91	0.96
UTAH VALLEY	1.12	1.01
MOUNT ST. MARY'S	1.17	0.89
LAMAR	1.21	0.84
UAB	1.08	0.91
FAIRLEIGH DICKINSON	1.24	0.78
GEORGIA TECH	1.00	0.79
vs. Utah	0.99	1.03
vs. Ohio State	0.98	1.08
LOUISVILLE	1.11	1.00
MISSOURI	1.08	0.89
at Georgia	1.07	0.95
ALABAMA	1.03	0.91
at South Carolina	1.03	1.07
at Arkansas		
GEORGIA		
at Texas Tech		
VANDERBILT		
at Auburn		
MISSISSIPPI STATE		
at Tennessee		
at Vanderbilt		
OLE MISS		
at LSU		
FLORIDA		
at Texas A&M		
AUBURN		
TENNESSEE		
at Florida		

Overall

UK offensive high - 1.24 vs. FAIRLEIGH DICKINSON
 UK offensive low - 0.91 vs. EVANSVILLE
 Kentucky SEC offensive high - 1.08 vs. MISSOURI
 Kentucky SEC offensive low - 1.03, 2x last, USC
 Kentucky postseason high -
 Kentucky postseason low -

Opponent offensive high - 1.08, Ohio State
 Opponent offensive low - 0.58, EASTERN KENTUCKY
 Opponent SEC offensive high - 1.07, South Carolina
 Opponent SEC offensive low - 0.89, MISSOURI
 Opponent postseason high -
 Opponent postseason low -

Clutch Free Throws

Free-throw totals during a single-digit game with 5:00 to play or OT:

Player	FTs	Pct.
Immanuel Quickley	13-13	1.000
Johnny Juzang	4-4	1.000
Nate Sestina	1-1	1.000
Ashton Hagans	20-25	.800
Nick Richards	8-11	.750
Tyrese Maxey	3-6	.500
Keion Brooks Jr.	1-2	.500
Kahlil Whitney	0-1	.000
Kentucky	50-64	.781

Maxey's 26 points in the 1-2 matchup vs. Michigan State topped Terrence Jones' 25 points against East Tennessee State in 2010 for the most points by a freshman in their debut as a Wildcat. In that game, Maxey's first points didn't come until just after the midway point of the first half, but he scored seven straight points to help Kentucky earn an 11-point halftime lead. From the 10:03 mark of the second half until a pair of Ashton Hagans' free throws with 37 seconds to play, Maxey scored or assisted on 14 straight UK points to hold off the Michigan State rally.

There was no bigger shot that night though than his final 3-pointer with a minute to play. Michigan State had cut the lead to just two and momentum seemed to be swinging to the veteran-laden Spartans. In front of two former UK stars, John Wall and Jones, as well as NBA champion Kevin Durant, and with the shot clock winding down, Maxey took 6-foot-6 Aaron Henry off the dribble and launched a shot nearly four feet behind the 3-point line. And with one swish of the net, Maxey etched his name into Kentucky record books and introduced himself to the nation.

Against Louisville, he made a career-high nine field goals (on 14 shots), sunk a career-best four 3-pointers and tied a career high with seven rebounds. His 27 points are the most by a UK freshman vs. Louisville and the most by a Wildcat in the rivalry since Jodie Meeks score 28 on Jan. 4, 2009.

Highlighted by three 20-point performances, Maxey -- a three-time Southeastern Conference Freshman of the Week selection -- is averaging a team-best 13.9 points per game. He's scored in double figures in 11 games with 20 3-pointers. He flirted with a triple-double in his first true road test at Georgia on Jan. 7. Maxey had 17 points, seven rebounds, a career-high eight assists, a career-high four blocks and a steal in 39 minutes against the Bulldogs.

During UK's four-game winning streak against Louisville, Missouri, Georgia and Alabama, Maxey averaged 16.3 points, 4.8 rebounds, 3.3 assists and 1.0 blocks per game. He shot 44.6% from the field and 37.5% from 3.

The importance of Maxey on the court was evident in the loss at South Carolina. Maxey suffered a leg contusion that limited him to 15 minutes in the second half. With Kentucky leading by 13 with 11:39 to play, Maxey exited with his injury. When he returned to the floor with 7:46 to play, the lead was just three for the Wildcats.

Maxey's defense has made huge strides in recent weeks, including holding Georgia Tech leading scorer Michael Devoe, who entered the game averaging 21.4 points per game, to just five points. Maxey's defense was so good that ESPN analyst Jay Bilas called Maxey the player of the game despite going 0 for 9 from the floor.

Sestina Nearing 1,000 Career Points

Kentucky's most veteran player, Nate Sestina, is nearing a career milestone for his collegiate career. With seven points at South Carolina, Sestina now needs just 30 more points to tally 1,000 for his career split between Bucknell and Kentucky.

Sestina, considered one of UK's team leaders for his floor presence and energy, is averaging 7.2 points and 5.5 rebounds per game. His career-high five 3-pointers against No. 5 Ohio State appeared to help spearhead a resurgence from long range for the Cats, who have drained six or more in four of the last six games beginning with the Ohio State contest.

And the Award Goes to ... Kentucky!

For the second time this season the Kentucky men's basketball team swept the Southeastern Conference weekly awards following wins against Georgia and Alabama. Sophomore guard Immanuel Quickley was named the player of the week and freshman guard Tyrese Maxey was selected as the freshman of the week.

Quickley averaged 17.0 points, 5.0 rebounds, 2.5 assists and 1.5 steals per game while making 8 of 9 attempts from long range. Maxey added 15.0 points, 5.5 boards, 4.5 assists and 2.0 blocks per game in the two wins.

It's Quickley's first career SEC honor and Maxey's third. Maxey won the season's first SEC Freshman of the Week award after scoring 26 points in the victory over then-No. 1 Michigan State in Madison Square Garden in early November, his college debut, and then also corralled the honor after a 27-point outing in the overtime win against then-No. 3 Louisville. Junior Nick Richards has also been tabbed the SEC Player of the Week this season following the win against the Cardinals.

Kentucky has dominated the weekly SEC awards under Calipari.

UK has won more weekly SEC honors (105) than any other school during the Calipari era, including 83 SEC Freshman of the Week honors and 22 SEC Player of the Week awards.

Forever Young

With a combined 50 starts, 27.2% of the scoring, 30.5% of the rebounding and four key players (Ashton Hagans, Immanuel Quickley, Nick Richards and EJ Montgomery) back from the 2018-19 Elite Eight team -- plus a graduate transfer in Nate Sestina -- this is one of the most experienced teams of the John Calipari era.

The key words being the Calipari era.

In comparison to the rest of the country, it's still inexperienced. According to Ken Pomeroy's experience rankings, UK is 341st in the country out of 353 teams with an average of 0.97 years of experience (through games on Jan. 15). Only three other Power Five teams check in with less experience in the KenPom.com rankings.

UK features nine newcomers on its roster, so the usual growing pains can be expected. Having said all that, it does rank as one of Calipari's most experienced teams at Kentucky, and that's important. Every team but one in the Calipari era has made the NCAA Tournament, but his best teams have combined young talent with a few returning pieces.

The 2009-10 squad with John Wall and DeMarcus Cousins featured veteran Patrick Patterson. The 2010-11 Final Four team had DeAndre Liggins and Josh Harrellson. The 2011-12 national championship team boasted three key returners in Terrence Jones, Doron Lamb and Darius Miller. The 2013-14 national runner-up squad featured Alex Poythress and Willie Cauley-Stein. And the 2014-15 team that nearly ran the table had both Poythress and Cauley-Stein back in addition to Andrew and Aaron Harrison and Dakari Johnson.

Big-Game Cal, Cats

John Calipari's teams aren't just good against the best teams in the country, they're great. Not only does Kentucky own a 61-32 record (.656) vs. Associated Press Top 25 teams under John Calipari, UK is 7-4 when both teams are ranked in the AP top five following the win over No. 1 Michigan State.

All-time, Calipari is 13-8 when both teams are ranked in the AP top five. When both teams are ranked in the AP Top 25, Calipari's all-time record is 84-55, including a 53-28 mark at Kentucky. When both are ranked in the top 10 he has a 27-19 record, including 16-12 at UK.

Last season, Kentucky answered the bell of big-time showdowns after an early season lesson vs. Duke. UK was 7-5 vs. AP Top 25 teams, including three victories over top-10 foes. UK is 2-1 in such games thus far this season with all three games taking place vs. top-five teams at the time.

By defeating the top-ranked Spartans, UK knocked off the No. 1 team in consecutive seasons for the first time in school history. Last season, Kentucky downed Tennessee on Feb. 19, 2019. With the win over MSU, the Wildcats now have nine victories over the No. 1 team in 25 tries.

Calipari improved to 6-4 vs. the No. 1 team in his career with the win vs. Michigan State, including 3-2 at Kentucky. According to ESPN, Calipari is the only coach with a winning (.600) percentage against No. 1 ranked teams with a minimum of 10 games faced against the No. 1.

Taking Care of Business

Kentucky's 61-32 record vs. opponents ranked in the Associated Press Top 25 in John Calipari's tenure is impressive, but the Wildcats' ability to beat all-comers can't be overlooked. Under Calipari, UK is 256-43 vs. unranked competition, an .856 winning percentage.

Defense is the Difference Again

Long. Athletic. Interchangeable parts. On paper, Kentucky looks like it has the tools to be an elite defensive team. Although there have been lapses, the numbers suggest this team could live up to preseason expectations. Some national analysts believe this could end up being one of John Calipari's best defensive teams yet -- lofty praise considering the standard his previous teams have set.

Through 16 games, opponents are making just 38.7% from the floor, ranked 35th in the country (through games on Jan. 15). Opponents are only scoring 63.7 points per game. And unlike last season when it seemed like every opponent early in the schedule caught fire from outside, the opposition is only making 29.4% from behind the arc.



Only seven opponents have managed to shoot better than 40% from the field. Utah was the first team to make better than 50% from the field, marking the first time a Kentucky opponent has made more than half its shots since Duke did it on Nov. 6, 2018. Ohio State followed that with a 50% performance of its own, the first time back-to-back opponents have shot 50% or better since LSU and Missouri did it in back-to-back games on Jan. 28 and Feb. 1, 2014.

Included in the early defensive play was a spectacular effort vs. the then-No. 1 team in the country, Michigan State, in which UK held the Spartans to just 62 points, 39.3% shooting and 19.2% from 3. The Wildcats limited Louisville to 35.5%.

Sophomore Ashton Hagans, the 2019 Southeastern Conference Co-Defensive Player of the Year, is once again playing lockdown defense with 2.1 steals per game.

Perhaps the biggest early season development on the defensive side of the ball is Nick Richards' continued emergence as a rim protector. The junior is averaging a career-best 2.4 blocks per game with six games of four or more rejections, including seven swats vs. Lamar, the most blocks by a Wildcat since Karl-Anthony Towns denied seven shots on Jan. 20, 2015.

Richards and Immanuel Quickley rank among the best defenders in the country according to Synergy Sports' defensive rankings.

Hold Them to 55 Points, 40%

Defense has always been a recipe for success for the Wildcats under John Calipari. The special ingredient: 55 points. UK is a perfect 77-0 under Calipari when holding the opponent to 55 points or fewer, including 3-0 this season. The Wildcats are 181-7 (96.3%) under Calipari when limiting the opponent to 63 points or less. UK is 8-0 thus far this season in the category. Kentucky's 61-59 loss to Tennessee in 2017-18 snapped a 60-game winning streak when holding the opponent to 63 or less.

Kentucky also fares well when it keeps its opponents to 40% or less from the floor. UK is 195-18 (.915) against opponents under Calipari when its field-goal percent is 40% or less. UK is 8-2 so far this season.

Sharing is Caring

After John Calipari voiced displeasure with his team's low assist numbers in the first few games -- especially after a six-assist night in the stunning upset to Evansville -- UK responded.

The Wildcats are now sharing the ball at a Calipari-era record rate. UK had dished out at least 15 assists in eight of the last 12 games. The Wildcats' current assist rate (number of baskets that are assisted) is 57.2%, the best mark of the Calipari era.

Of course, it helps to have a distributor like Ashton Hagans running the point. He ranks ninth in the country with 7.3 assists per game, through games on Jan. 15. He's posted five or more assists in all but two games this season and seven or more 11 of the last 12 games.

Cats Don't Count on the Long Ball

New rules this season that moved the 3-point line to the international basketball distance of 22 feet, 1.75 inches shouldn't be concerning for the Wildcats. For one, with this guard- and wing-oriented team, the 2019-20 team has capable shooters.

Kentucky got off to an extremely slow start from 3 with the Wildcats shooting less than 30% from behind the arc for most of the nonconference schedule. Throughout the struggles, John Calipari maintained that this team can shoot.

"I believe we've got good shooters," Calipari said after a 2-for-17 performance vs. Utah.

It appears as if his unwavering faith is coming true. After averaging just 4.2 3-pointers an outing and shooting 27.5% from behind the arc in the first 10 games of the season, the Wildcats are averaging 6.3 treys and shooting 39.6% over the last six games. UK has made six or more 3-pointers in four of those six games after doing so just three times in the first 10 opportunities.

Percentage wise, the Wildcats strung together its best performances against Georgia and Alabama in a pair of victories. After making 50% (6 of 12 at Georgia), Kentucky made 60% (9 of 15) in the home win vs. Alabama.

Whether the recent trend continues or not, Kentucky has never relied on the 3-point shot under Calipari. While teams nationally are taking more 3-point shots than ever before, UK has bucked the trend and played to the style that's best suited that particular group.

The highest percentage of 3-point shots taken under Calipari was the 2010-11 Final Four team that lofted 32.4% of its shots from beyond the arc. No surprise, that team that consisted of Brandon Knight and Doron Lamb on the perimeter is also Calipari's top 3-point shooting team at Kentucky.

Calipari likes his teams to take between 20 to 24 3-point attempts per game. UK is averaging 15.6 attempts through its first 16 games with the longer line.

Year	% of Attempts from 3	3-Point FG%
2009-10:	.313	.331
2010-11:	.324 (highest)	.397 (highest)
2011-12:	.265	.378
2012-13:	.293	.346
2013-14:	.276	.332
2014-15:	.271	.349
2015-16:	.310	.366
2016-17:	.316	.353
2017-18:	.258 (lowest)	.357
2018-19:	.296	.354
2019-20	.275	.321 (lowest)

Kentucky's Schedule Packs a Punch

Kentucky's schedule is always among the toughest in the country and this season will certainly be no different.

UK's nonconference slate alone has seen the Wildcats defeat Michigan State in the State Farm Champions Classic in New York, endure a tough trip to Las Vegas against Utah and No. 5 Ohio State, included the annual rivalry vs. Louisville in Rupp Arena and takes the Wildcats to Texas Tech to play the Red Raiders on Jan. 25.

Seven of UK's 13 nonconference opponents this season made a postseason tournament in 2019, five of which made the NCAA Tournament. Michigan State (1), Louisville (3) and Ohio State (5) were all ranked in the top five of the Associated Press Top 25 at the time of the meeting. It's the first time UK has played three AP top-five opponents before January since the 1979-80 season. The Wildcats went 2-1 vs. those three opponents.

That nonconference schedule gave way to one of the toughest league schedules in the country. UK will play its permanent home-and-away opponents of Florida, Tennessee and Vanderbilt twice, plus host and visit both Auburn and Georgia. The SEC's 15 NCAA Tournament selections over the last two years are second most in the nation.

The nonconference and league schedule combined reveals that 15 of the 26 opponents UK will face played in the postseason in 2018-19, including 11 in the NCAA Tournament, five in the Sweet 16 and three in the Final Four.

Five Kentucky opponents are ranked in the Associated Press Top 25 on Jan. 13, including four nonconference opponents in Louisville (11), Michigan State (15), Ohio State (21), and Texas Tech (23).

SEC member Auburn (4) is also ranked among the AP Top 25 and Arkansas and LSU are receiving votes. Kentucky plays Auburn twice, resulting in six total matchups in 2019-20 against current top-25 opponents.

Jordan First Two-Sport Star Since Braddy

Even with key returners, a deep and talented recruiting class, and the addition of graduate transfer Nate Sestina, Kentucky suffered major losses from last season. Four Wildcats are playing professionally, Jonny David graduated, and Brad Calipari and Jemarl Baker Jr. transferred. Then the injuries started to pile up.

From a numbers standpoint, UK needed more depth. When John Calipari heard there was a 6-foot-9, 250-pound pitcher on the baseball team with considerable basketball talent, he called UK baseball head coach Nick Mingione.

Enter Ben Jordan.

Jordan joined the team just before the Blue-White Game and has been even more important recently because of injuries and ailments to five different players before Thanksgiving.

Jordan is the first multi-sport basketball player since Nehemiah "Junior" Braddy, who played four seasons with the basketball team (1990-93) and one with the baseball team (1991). It's worth noting that while former UK basketball player E.J. Floreal played both basketball (2014-16) and track at Kentucky, he didn't begin his track career until after leaving basketball.

Although Jordan is a highly regarded baseball prospect with a lively arm, he's also a talented basketball player. He played at West Carter High School in Olive Hill, Kentucky, where he was the all-time leading rebounder and shot blocker and the eighth all-time leading scorer.

Lineup Comparison

Most Frequent Lineups	Total Minutes	Points For	Points Against	+/-	+/- per 40 min.
Hagans, Quickley, Montgomery, Richards, Maxey	75:02	164	114	+50	+26.65
Hagans, Sestina, Quickley, Richards, Maxey	46:55	90	80	+10	+8.53
Hagans, Sestina, Quickley, Montgomery, Maxey	34:23	72	50	+22	+25.59
Hagans, Sestina, Whitney, Richards, Maxey	31:38	50	41	+9	+11.38
Hagans, Quickley, Richards, Maxey, Brooks Jr.	30:20	48	43	+5	+6.59
Hagans, Whitney, Montgomery, Richards, Maxey	27:05	42	48	-6	-8.86
Hagans, Montgomery, Richards, Maxey, Brooks Jr.	25:47	37	27	+10	+15.51
Hagans, Sestina, Quickley, Maxey, Brooks Jr.	23:33	40	48	-8	-13.59
Hagans, Sestina, Whitney, Quickley, Richards	20:53	41	40	+1	+1.92
Hagans, Quickley, Montgomery, Maxey, Brooks Jr.	19:58	49	22	+27	+54.09



NOTES

Jordan won Eastern Kentucky Conference Defensive Player of the Year in his senior season in addition to EKC First Team honors. He averaged 12.2 rebounds a contest in his final year.

Jordan is expected to be a major part of the UK baseball team in the spring. A 2016 Under Armour All-American in high school, he appeared in 10 games last season after redshirting in 2018 with an injury. Over the summer, playing for the Gaithersburg Giants of the Cal Ripken College Baseball League, Jordan appeared in seven games with six starts. He went 1-1 with a 2.70 ERA in 26.2 innings, allowing just 14 hits while striking out 36 en route to First Team All-Cal Ripken League honors.

Watch Out for These Wildcats

Stocked full of some of the nation's top talent, a handful of Wildcats are on a number of national watch lists:

- Ashton Hagans - John R. Wooden Award Midseason Top 25 (Los Angeles Athletic Club National Player of the Year), Citizen Naismith Trophy preseason (Atlanta Tipoff Club NPOY), Lute Olson Award preseason (NPOY), Bob Cousy Award preseason (Naismith Memorial Basketball Hall of Fame's best point guard)
- Tyrese Maxey - Wooden Award Midseason Top 25, Oscar Robertson Trophy preseason (U.S. Basketball Writers Association NPOY), Naismith Trophy preseason, National Association of Basketball Coaches Division I Player of the Year preseason, Jerry West Award preseason (HOF's best shooting guard)
- EJ Montgomery - Karl Malone Award preseason (HOF's best power forward)
- Kahliil Whitney - Julius Erving Award preseason (HOF's best small forward)

Always Efficient

According to Ken Pomeroy's calculations on kenpom.com, UK's teams under John Calipari have consistently ranked among the most efficient teams in the country per possession.

Year	Offense (Rank)	Defense (Rank)	Overall
2020	109.6 (32)	91.3 (34)	22nd
2019	117.6 (14)	90.1 (8)	8th
2018	115.8 (24)	95.4 (22)	17th
2017	119.1 (12)	91.4 (7)	4th
2016	120.4 (5)	98.0 (53)	6th
2015	119.3 (5)	86.5 (2)	1st
2014	117.6 (10)	96.9 (41)	11th
2013	108.8 (42)	99.1 (129)	42nd
2012	122.9 (2)	88.2 (9)	1st
2011	118.1 (7)	90.4 (15)	6th
2010	116.1 (15)	86.2 (6)	3rd

**through games played on Jan. 15*

Nation-Best 29 Wildcats on NBA Opening-Day Rosters

As the 2019-20 NBA season began, 29 players on NBA opening-day rosters (including two-way and inactive lists) played and finished their college basketball careers at Kentucky.

Underscoring the fact that no other school in the country can match UK's ability to develop players and put them in the NBA, UK's 29 players were again the most of any college basketball program, beating the next-closest school (Duke) by five players.

Of the 496 players in the NBA to start the 2019-20 season, 5.8% played and finished their college basketball careers at UK. There were actually fewer teams without a Wildcat (12) than there are NBA teams featuring Wildcats (18).

Of the 29 Wildcats on an opening-day NBA roster, John Calipari has coached 28 of them. With Derrick Rose (Detroit Pistons), who played for Calipari during the 2006-07 season at Memphis, Calipari has coached 29 players on 2019-20 opening-day rosters.

Kentucky has enjoyed unprecedented success at putting players in the NBA under Calipari. In the 10 seasons of the Calipari era, 38 players have been selected in the NBA Draft, more than any other school. Included in the recent run are 29 first-round picks, three No. 1 overall selections (Davis, Karl-Anthony Towns and John Wall) and 21 lottery selections.

Calipari's players are not only reaching the next level, they are succeeding when they do. His players have garnered 20 All-Star selections, with Anthony Davis winning the game's MVP honor in 2017. Rose was named MVP in 2011. Five of his players have been tabbed All-NBA (Rose, Wall, Davis, DeMarcus Cousins and Towns), three have been named NBA Rookie of the Year (Rose, Tyreke Evans and Towns), and 12 players from Calipari's first nine teams at Kentucky have made the NBA All-Rookie teams.

Using figures compiled by basketball-reference.com and spotrac.com, Calipari-coached players only (which includes Rose but not Rondo) have amassed more than \$2.26 billion in career NBA contracts. In the 10 seasons Calipari has been the head coach at Kentucky, his players have totaled nearly \$1.9 billion in NBA contracts.

In just the 2019-20 season alone, UK players will make more than \$255 million. Calipa-

ri-coached players only (includes Rose but not Rondo) will make more than \$260 million.

A player-by-player breakdown is available in the NBA players section in the ensuing pages.

Kentucky at No. 1

For the seventh season in the 11-year John Calipari era, the Kentucky men's basketball team earned a No. 1 ranking in the Associated Press Top 25 on Nov. 11.

After defeating Michigan State, the previous No. 1 team, in the State Farm Champions Classic and then following it up with a dominating 42-point victory vs. Eastern Kentucky the Wildcats were named the March Madness Team of the Week and then moved atop the AP Top 25 for the first time since December 2016.

No other school has reached No. 1 in seven of the last 11 seasons while Calipari has been at Kentucky. According to STATS, only three other programs (Duke, North Carolina and UCLA) have ever been ranked No. 1 in seven different seasons during an 11-year span.

The Wildcats' stay at No. 1 was brief after a shocking loss to Evansville. It marked just the third loss ever by Kentucky in 57 games in Rupp Arena as the No. 1 team in the country. UK fell to 69-8 as the AP top-ranked team under Calipari.

The Wildcats own an all-time record of 220-31 (.876) at No. 1 in the AP Top 25. UK has appeared at the top of the AP poll 24 different seasons in school history, and the latest stay marked the program's 125th week at No. 1, third most in college basketball (Duke has 145 and UCLA, thanks in large part to its dynasty in the 1960s and 1970s, has 134).

Calipari, one of only two coaches (Frank McGuire) to lead three programs to a No. 1 ranking, is no stranger to the top spot. Dating back to his time at Memphis, Calipari-coached teams have reached No. 1 in eight of the last 13 seasons. Including his tenure at UMass, his teams have ranked No. 1 in 10 different seasons.

2012 Title Team Voted Team of the Decade

Kentucky led college basketball in the 2010s in NCAA Tournament wins, Final Four appearances and NBA Draft picks. According to the Associated Press, the Wildcats also featured the best team of the decade.

The Associated Top 25 panel voted the 2011-12 championship squad the best college basketball team of the decade. The 26-member panel voted UK ahead of the 2017-18 Villanova championship team.

The 2012 national championship team was dominant in every sense of the word. En route to a 38-2 season, the Wildcats captivated the nation with a smothering defense, unselfish play, depth, balance and talent. Led by freshman Anthony Davis, the 2012 team snapped a 14-year title drought with the program's eighth national championship.

Davis, who won all but one of the major national player of the year awards, was the most dominant player in the country, not because of his offense – which was still superb – but because of his defensive abilities and rebounding prowess. The 6-foot-10 forward set a school record for blocked shots with 186, in addition to averaging a team-best 14.2 points and 10.4 rebounds per game.

The national championship game by Davis underscored the story of the 2012 Wildcats. Although Davis was just 1 for 10 from the floor, he was named the Final Four Most Outstanding Player after taking over the championship game vs. Kansas with 16 rebounds, six blocks and three steals.

Of course, Davis had plenty of help. Five other players on the team were selected in the NBA Draft just a few months later, including Michael Kidd-Gilchrist – arguably the emotional heartbeat of the team – who would later make history with Davis by becoming the first college teammates to go 1-2 in the draft.

Senior Darius Miller, sophomores Terrence Jones and Doron Lamb, and freshman Marquis Teague provided an unstoppable cast that lost its two games by a combined eight points, one of which was on a buzzer beaters.

Memorable victories included a December showdown with preseason national title favorite North Carolina, avenging the first loss of the season with a victory over Indiana in the Sweet 16 and defeating archrival Louisville in the Final Four.

The championship marked John Calipari's first and was a part of four Final Four appearances in five seasons, one of just three schools to accomplish that feat.

Kentucky's 38 wins in 2011-12 is still tied for the most in NCAA Division I history, as are the six NBA Draft picks. Both marks were later tied by the 2014-15 UK team.

The Sporting News also voted John Calipari its College Basketball Coach of the Decade. More on that in the Calipari section below.

UK-Michigan Ink Three-Year Series Starting in London

Kentucky has signed a three-year deal with Michigan that will take the Wildcats to London next season and add a marquee home-and-home series for the following two years.

Beginning with a trip to O2 Arena in London in December of 2020 – exact date to be announced at a later time – the Wildcats and Wolverines will play three consecutive seasons. UK will travel to Ann Arbor, Michigan, for the Dec. 4, 2021 game, and Kentucky will host Michigan in Rupp Arena on Dec. 3, 2022.

Wins vs. Losses in 2019-20

Result	FG%	Opp. FG%	3-Pt. FG%	Opp 3-Pt. FG%	FT%	RPG	APG	TOPG	BPG	SPG	PPG	Opp PPG
Wins	.478	.370	.350	.274	.782	39.8	16.0	12.7	5.5	5.0	77.2	60.9
Losses	.411	.443	.250	.361	.722	33.0	11.8	12.8	3.5	6.3	68.2	72.0



The neutral-site game between the two schools will be hosted by the Naismith Memorial Basketball Hall of Fame and serve as a fundraiser for the Hall. It will be the first NCAA Division I college basketball game to be played in one of the world's most popular venues. All further details on play date, game time, television partner, ticket pricing, ancillary events and ticket on-sale will be announced in January of 2020.

UK has played internationally on a number of occasions for foreign exhibition tours, but the game in London will mark Kentucky's third regular-season trip outside the U.S. and first in Europe.

London played host to the 1948 U.S. Olympic team that consisted of a handful of Wildcats. After winning the 1948 national championship – UK's first NCAA title – five Wildcats represented the U.S. in the 1948 Olympics in London. The Kentucky-led team won all eight of its games to win the gold medal.

UK leads the all-time series with Michigan 5-2. The most memorable matchup of the bunch – at least in the eyes of Big Blue Nation – was the most recent in March 2014 in Indianapolis. The Wildcats edged the Wolverines 75-72 in a classic in the Elite Eight. Aaron Harrison hit the second of three straight game-winning 3-pointers to advance UK to the Final Four. Howard's Wolverines knocked off Kentucky 81-78 in overtime in the 1993 Final Four to advance to the national championship game.

The on-campus visits in 2021 and 2022 will mark the first in the series since UK's 1970 trip to Ann Arbor and the 1968 UK Invitational Tournament in Memorial Coliseum. The series is tied 1-1 in Lexington, but the Wildcats lead Michigan 2-0 in Ann Arbor and 2-1 at neutral sites.

Best in the Bluegrass

Kentucky defeated both of its in-state foes in 2019-20 (Eastern Kentucky and Louisville), continuing its domination of teams in state under John Calipari. Kentucky is now 19-2 against in-state foes with Calipari at the helm.

The overall mark also includes an 11-2 record vs. Louisville. Two of the victories over the Cardinals were in postseason play. UK's four-game winning streak was snapped in 2016-17 but the Wildcats have won all six meetings played in Rupp Arena, including a 29-point blowout in 2017-18, the third-biggest margin of victory in the history of the series. Louisville's two wins are by a combined six points.

Here's a list of the meetings between the state's two premier programs since Calipari took over at UK:

- Jan. 2, 2010 - UK won 71-62 at Rupp Arena
- Dec. 31, 2010 - UK won 78-63 at the KFC Yum! Center
- Dec. 31, 2011 - UK won 69-62 at Rupp Arena
- March 31, 2012 - UK won 69-61 at the Superdome (NCAA Final Four in New Orleans)
- Dec. 29, 2012 - Louisville won 80-77 at the KFC Yum! Center
- Dec. 28, 2013 - UK won 73-66 at Rupp Arena
- March 28, 2014 - UK won 74-69 at Lucas Oil Stadium (NCAA Sweet 16 in Indianapolis)
- Dec. 27, 2014 - UK won 58-50 at the KFC Yum! Center
- Dec. 26, 2015 - UK won 75-73 at Rupp Arena
- Dec. 21, 2016 - Louisville won 73-70 at the KFC Yum! Center
- Dec. 29, 2017 - UK won 90-61 at Rupp Arena
- Dec. 29, 2018 - UK won 71-58 at the KFC Yum! Center
- Dec. 28, 2019 - UK won 78-70 (OT) at Rupp Arena

Wildcats Ink Six in Fall Signing Period

Upon accepting the position of head coach of the Kentucky men's basketball program 10 years ago, John Calipari said one of the reasons he was chosen for the job was because he could recruit the best of the best.

It was a promise kept and a promise on which he continues to deliver. As he begins what he's calling his "second tour" at UK, he hasn't lost his touch.

Calipari and the Wildcats made an emphatic statement during the fall signing period with the additions of six highly skilled, athletic players to the program. UK signed decorated prospects Devin Askew, BJ Boston, Terrence Clarke, Cam'Ron Fletcher, Isaiah Jackson and Lance Ware to national letters of intent.

"I'm really excited about this group of young men," Calipari said. "They recruited us as much as we recruited them. They wanted this culture. They wanted to be with other good players. They didn't need crazy promises. They wanted this. In the past, when we've had groups like that, it's led to success both individually and as a team. When you're building a great team, not only do you need to be talented, you need to have high-character individuals, which we have with this group. These are great kids from good families."

All six players are consensus four- or five-star prospects and all are ranked in the top 50 by the major national recruiting services. Five of the six are on the preseason watch list for the Naismith High School Trophy (Askew was excluded because of his recent reclassification).

With the spring signing class still to go (begins April 15), UK is expected to have one of the nation's top classes yet again. In every season in the Calipari era, the Wildcats have signed a top-three recruiting class according to the Recruiting Services Consensus Index, which tallies major recruiting rankings and plugs them into a formula to calculate a consensus ranking.

Kentucky has now signed 59 top-50 recruits, 48 top-25 players and 24 top-10 players (ac-cording to Rivals) in what will now be Calipari's 12 recruiting classes at Kentucky.

UK can only comment on prospective student-athletes who have signed official paperwork to play at Kentucky.

- Askew - Guard | 6-foot-3, 195 pounds | Sacramento, Calif. | Naismith High School Trophy Midseason Watch List | McDonald's All American Game nominee | Averaged 14.0 points, 6.8 assists and 3.5 rebounds while leading his team as a sophomore to the California Inter-scholastic Federation Open Division Southern California Regional championship | Averaged 11.6 points, 5.1 assists and 4.8 rebounds while shooting 41.4% from 3 on the Nike EYBL circuit last summer | Ranked No. 22 overall player in the 2020 class by Rivals | Five-star prospect | No. 1 point guard in the class of 2021 before reclassification | College-ready frame | Winner with a team-first mentality

- Boston - Guard | 6-7, 185 pounds | Norcross, Ga. | Naismith High School Trophy Midseason Watch List | McDonald's All American Game nominee | Consensus five-star prospect | Averaged 22.8 points, 8.1 rebounds, 3.2 assists and 1.9 steals in the 2018 Nike EYBL circuit | Ranked as high as No. 9 overall by ESPN | 2018-19 MaxPreps Boys Basketball Junior All-American Team Honorable Mention | Averaged 18.4 points, 5.4 rebounds 1.9 steals while leading his previous high school to the Georgia state semifinals last season | Long and athletic | One of the top scorers in the class of 2020

- Clarke - Guard | 6-7, 185 pounds | Boston | Naismith High School Trophy Midseason Watch List | McDonald's All American Game nominee | Consensus five-star prospect | Averaged 16.2 points, 5.1 rebounds and 3.7 assists in the Nike EYBL circuit last summer | Top-ranked signee of this UK signing class | Both Rivals and 247Sports consider him the No. 4 overall player in the class | No. 1 ranked shooting guard in 2020 class | Long, athletic, scoring guard | Tools to be a shutdown defender

- Fletcher - Guard | 6-6, 195 pounds | St. Louis | Consensus four-star prospect | Averaged 11.8 points, 6.5 rebounds and 1.4 assists in the Nike EYBL last summer | Checks in as high No. 41 overall by Rivals | One of the top wings in the class | Athletic, versatile player with high upside | Length and tools to be an elite two-way player

- Jackson - Forward | 6-9, 200 pounds | Waterford, Mich. | McDonald's All American Game nominee | Consensus five-star prospect | Averaged 10.9 points, 6.0 rebounds and 2.3 blocks at this past summer's Nike EYBL | Ranked as high as No. 22 in ESPN's class of 2020 rankings | One of the top power forwards in the country | Elite defender and rim protector | Explosive athlete with length and underrated strength

- Ware - Forward | 6-9, 215 pounds | Camden, N.J. | McDonald's All American Game nominee | Consensus four-star prospect | Averaged 11.4 points, 6.0 rebounds and 1.3 blocks during Nike EYBL play over the summer | Increased averages to 14.4 points, 6.4 rebounds and 2.4 blocks at the Nike Peach Jam | Rose to No. 33 overall in the Rivals rankings and the No. 4 power forward | Skilled big man who finishes well 15 feet and in | High shooting, passing and dribbling marks for his position

Cousins Inducted into UK Athletics Hall of Fame

DeMarcus Cousins was inducted into the UK Athletics Hall of Fame as a member of the 2019 class in September.

Cousins was one of the key players on the 2009-10 Kentucky team that went to the Elite Eight in John Calipari's first season at UK. Cousins was named an NCAA Consensus Second Team All-American, including first-team recognition from the Associated Press, the 2010 Southeastern Conference Freshman of the Year by the league's coaches, and an All-SEC First Team (AP and coaches) selection.

While at UK, Cousins led the Wildcats to a No. 1 national ranking, an SEC regular-season championship and an SEC Tournament championship. He averaged 15.1 points and 9.9 re-bounds and concluded freshman season with eighth-most rebounds in a single season in UK history with 375.

Following his one season in Lexington, Cousins was selected by the Sacramento Kings with the fifth overall pick in the 2010 NBA Draft. He's since gone on to a highly successful NBA career. He is a four-time NBA All-Star, was named to All-NBA Second Team in 2015 and 2016, and averaged double figures in all of his nine seasons in the league, including 20-plus points in five of them.

Success Rate

The Wildcats received an NCAA award in the spring of 2019 for placing in the top 10% of all men's basketball teams in the country in the NCAA's annual Academic Progress Rate. UK scored a perfect 1,000. It's the fifth straight year the men's basketball team received the award and the sixth time since 2009.

The APR provides a real-time look at a team's academic success by the progress of each student-athlete on scholarship. The APR measures academic eligibility, retention and graduation. The scores are a four-year composite, covering the 2014-15 through 2017-18 school years.

Every Division I sports team across the nation calculates its APR each academic year, similar to a report card. Scholarship student-athletes each semester earn one point for remaining eligible and one point for staying in school or graduating.

UK has received a perfect 1,000 mark in each of the last six single-year APR rates.

The NCAA cut score to compete in the 2019-20 postseason is a 930 four-year APR. Teams scoring below 930 can face consequences intended to direct additional focus on academics. Those penalties can include practice restrictions and playing-season reductions.



KENTUCKY BY THE NUMBERS

Date	Opponent	Result	Points	Rebounds	Blocks	Steals	Assists
O. 27	GEORGETOWN COLLEGE (Exh.)	W, 80-53	Quickley - 16	Sestina - 10	Montgomery - 3 [^]	Hagans - 4 [^]	Hagans - 10 [^]
N. 1	KENTUCKY STATE (Exh.)	W, 83-51	Two tied - 15 [^]	Brooks Jr. - 9 [^]	Whitney - 3 [^]	Three tied - 3 [^]	Hagans - 9 [^]
N.5	#1/1 Michigan State ¹	W, 69-62	Maxey - 26 [^]	Sestina - 6	Montgomery - 2 [^]	Quickley - 2 [^]	Hagans - 3
N.8	EASTERN KENTUCKY	W, 91-49	Richards - 21 [^]	Sestina - 11 [^]	Richards - 4 [^]	Hagans - 3 [^]	Two tied - 5 [^]
N.12	EVANSVILLE	L, 67-64	Quickley - 16	Quickley - 9 [^]	Two tied - 1 [^]	Three tied - 2 [^]	Hagans - 3 [^]
N.18	UTAH VALLEY²	W, 82-74	Hagans - 26 [^]	Sestina - 12 [^]	Two tied - 1	Two tied - 1	Hagans - 6 [^]
N.22	MOUNT ST. MARY'S²	W, 82-62	Richards - 19 [^]	Hagans - 7 [^]	Richards - 3 [^]	Whitney - 2 [^]	Hagans - 7 [^]
N.24	LAMAR²	W, 81-56	Maxey - 21 [^]	Richards - 13 [^]	Richards - 7 [^]	Two tied - 2	Hagans - 9 [^]
N.29	UAB²	W, 69-58	Two tied - 16	Richards - 9 [^]	Montgomery - 2 [^]	Hagans - 2 [^]	Hagans - 12 [^]
D.7	FAIRLEIGH DICKINSON	W, 83-52	Montgomery - 25 [^]	Richards - 10 [^]	Richards - 2	Two tied - 2 [^]	Hagans - 11 [^]
D. 14	GEORGIA TECH	W, 67-53	Hagans - 21 [^]	Two tied - 7	Richards - 4 [^]	Three tied - 2 [^]	Hagans - 7 [^]
D.18	Utah ³	L, 69-66	Maxey - 18	Montgomery - 10 [^]	Richards - 2 [^]	Hagans - 4 [^]	Hagans - 8 [^]
D.21	#5/4 Ohio State ⁴	L, 71-65	Sestina - 17 [^]	Maxey - 6	Brooks - 2 [^]	Hagans - 3 [^]	Hagans - 9 [^]
D.28	#3/4 LOUISVILLE	W, 78-70 ^{OT}	Maxey - 27 [^]	Richards - 10 [^]	Montgomery - 2 [^]	Hagans - 2 [^]	Hagans - 8 [^]
J. 4	MISSOURI*	W, 71-59	Quickley - 23 [^]	Richards - 12 [^]	Richards - 4 [^]	Three tied - 1	Hagans - 7 [^]
J. 7	at NR/RV Georgia*	W, 78-69	Two tied - 17	Four tied - 7 [^]	Maxey - 4 [^]	Hagans - 4 [^]	Maxey - 8 [^]
J. 11	ALABAMA*	W, 76-67	Quickley - 19 [^]	Richards - 11 [^]	Richards - 5 [^]	Hagans - 3 [^]	Hagans - 9 [^]
J. 15	at South Carolina*	L, 81-78	Quickley - 20	Two tied - 7 [^]	Richards - 4 [^]	Brooks Jr. - 2 [^]	Hagans - 7 [^]
J. 18	at RV/RV Arkansas*						
J. 21	GEORGIA						
J. 25	at Texas Tech ⁵						
J. 29	VANDERBILT*						
F. 1	at Auburn*						
F. 4	MISSISSIPPI STATE*						
F. 8	at Tennessee*						
F. 11	at Vanderbilt*						
F. 15	OLE MISS*						
F. 18	at LSU*						
F. 22	FLORIDA*						
F. 25	at Texas A&M*						
F. 29	AUBURN*						
M. 3	TENNESSEE*						
M. 7	at Florida*						

	Times Led	Times Led	Times Led	Times Led	Times Led
	Maxey - 5 Quickley - 4 Richards - 4 Hagans - 2 Montgomery - 2 Sestina - 1	Richards - 8 Sestina - 4 Maxey - 3 Hagans - 2 Montgomery - 2 Brooks Jr. - 1 Quickley - 1	Richards - 10 Montgomery - 3 Maxey - 2 Brooks Jr. - 1 Hagans - 1 Sestina - 1	Hagans - 13 Quickley - 4 Juzang - 2 Maxey - 2 Whitney - 2 Brooks Jr. - 1 Sestina - 1	Hagans - 15 Maxey - 1 Quickley - 1

All home games in **BOLD CAPS**; ExhibitionS in **BOLD ITALICS**
 *SEC game, ^ game high
 1 - Champions Classic (Madison Square Garden | New York)
 2 - BBN Showcase (Rupp Arena)
 3 - (T-Mobile Arena | Las Vegas)
 4 - CBS Sports Classic (T-Mobile Arena | Las Vegas)
 5 - BIG 12/SEC Challenge (Rupp Arena)
 6 - SEC Tournament (Bridgestone Arena | Nashville, Tenn.)

Comparing the Calipari Era

A look at the statistics throughout the John Calipari era following 16 games ...

Year	FG%	Opp. FG%	3-Pt. FG%	FT%	RPG	Assists	TOs.	Blocks	Steals	Points	PPG	Record
2019-20	.461	.387	.321	.768	38.1	239	203	80	85	1,200	75.0	12-4
2018-19	.486	.418	.347	.754	38.3	229	218	85	110	1,282	80.1	13-3
2017-18	.486	.411	.365	.682	38.5	240	227	86	105	1,257	78.6	13-3
2016-17	.491	.403	.342	.697	41.8	290	170	99	109	1,500	93.8	14-2
2015-16	.476	.411	.319	.655	39.1	218	210	86	103	1,244	77.8	13-3
2014-15	.456	.310	.345	.681	42.4	261	183	132	125	1,224	76.5	16-0
2013-14	.476	.389	.305	.659	44.2	200	206	110	67	1,292	80.8	12-4
2012-13	.485	.386	.358	.646	38.7	250	205	121	119	1,236	77.2	11-5
2011-12	.491	.350	.368	.710	41.8	228	219	149	107	1,294	80.9	15-1
2010-11	.469	.386	.407	.692	40.2	221	179	109	91	1,278	79.9	13-3
2009-10	.498	.383	.391	.686	41.7	265	246	117	120	1,318	82.4	16-0



MISCELLANEOUS STATS

Team Leaders

NO.	NAME	GAME LEADERS					GAMES WITH								
		PTS.	REBS.	BLKS.	ASSTS.	STLS.	10+ PTS	20+ PTS	10+REBS	3+ASSTS	3+BLKS	3+STLS	3+3S	DOUBLE-DOUBLE	
0	Ashton Hagans	2 (4)	2 (3)	1 (2)	15 (41)	13 (30)	12 (25)	2 (3)	-	16 (45)	-	5 (15)	1 (1)	1 (2)	
1	Nate Sestina*	1 (10)	4 (31)	1 (33)	-	1 (13)	2 (42)	-(10)	2 (14)	1 (10)	-(5)	1 (5)	1 (12)		
2	Kahlil Whitney	-	-	-	-	2 (2)	1 (1)	-	-	-	-	-	-		
3	Tyrese Maxey	5 (5)	3 (3)	2 (2)	1 (1)	2 (2)	11 (11)	3 (3)	-	10 (10)	1 (1)	-	3 (3)		
4	Nick Richards	4 (5)	8 (20)	10 (38)	-	-	12 (21)	3 (4)	7 (10)	7 (19)	-	-	7 (8)		
5	Immanuel Quickley	4 (5)	1 (1)	-	1 (2)	4 (6)	11 (17)	2 (2)	-	4 (7)	-	-(1)	4 (6)		
10	Johnny Juzang	-	-	-	-	2 (2)	-	-	-	-	-	-	-		
11	Dontaie Allen	-	-	-	-	-	-	-	-	-	-	-	-		
12	Keion Brooks Jr.	-	1 (1)	1 (1)	-	1 (1)	3 (3)	-	-	-	-	-	-		
13	Riley Welch^	-	-	-	-(1)	-	-	-	-(2)	-	-	-	-		
14	Brennan Canada	-	-	-	-	-	-	-	-	-	-	-	-		
21	Zan Payne	-	-	-	-	-	-	-	-	-	-	-	-		
23	EJ Montgomery	2 (2)	2 (5)	3 (17)	-	-(6)	2 (4)	1 (1)	1 (3)	-	1 (4)	-(1)	-		
33	Ben Jordan	-	-	-	-	-	-	-	-	-	-	-	-(1)		

Career total in (parentheses); *includes Bucknell career; ^includes UC Irvine career

Starting Lineups

Guard	Guard	G/F	Forward	Forward	Games	W-L
Hagans	Maxey	Brooks Jr.	Montgomery	Richards	5	4-1
Hagans	Maxey	Whitney	Sestina	Richards	3	3-0
Hagans	Quickley	Whitney	Sestina	Richards	2	1-1
Hagans	Maxey	Quickley	Montgomery	Richards	2	1-1
Hagans	Maxey	Whitney	Montgomery	Richards	2	1-1
Hagans	Maxey	Juzang	Montgomery	Richards	1	1-0
Hagans	Quickley	Whitney	Sestina	Montgomery	1	1-0

Starter	Games Started	Wins	Losses
Hagans	16	12	4
Richards	15	11	4
Maxey	13	10	3
Montgomery	11	8	3
Whitney	8	6	2
Sestina	6	5	1
Brooks Jr.	5	4	1
Quickley	5	3	2
Juzang	1	1	0

Streaks

Overall	Lost 1
Unranked AP teams anywhere	Lost 1
Ranked AP teams anywhere	Won 1
Home	Won 9
Home AP ranked teams	Won 2
Home AP unranked teams	Won 8
Home SEC	Won 6
Home nonconference	Won 7
Home AP ranked SEC	Won 1
Home AP unranked SEC	Won 13
Home AP ranked nonconference	Won 2
Home AP unranked nonconference	Won 6
Road	Lost 1
Road AP ranked teams	Lost 1
Road AP unranked teams	Lost 1
Road SEC	Lost 1
Road nonconference	Won 2
Road AP ranked SEC	Lost 1
Road AP unranked SEC	Lost 1
Road AP ranked nonconference	Won 1
Road AP unranked nonconference	Won 1
Neutral	Lost 1
Neutral AP ranked teams	Lost 1
Neutral AP unranked teams	Lost 1
Neutral SEC	Lost 2
Neutral nonconference	Lost 2
Neutral AP ranked SEC	Lost 2
Neutral AP unranked SEC	Won 12
Neutral AP ranked nonconference	Lost 1
Neutral AP unranked nonconference	Lost 1

Win-Loss Margins

Margin	Games Won	Games Lost
1		
2		
3		3
4		
5		
6		1
7	1	
8	2	
9	2	
10		
11	1	
12	1	
13		
14	1	
15		
16		
17		
18		
19		
20	1	
21		
22		
23		
24		
25+	3	

Active Consecutive Made Starts		
Ashton Hagans	45	
Nick Richards	15	
Tyrese Maxey	13	
EJ Montgomery	10	
Keion Brooks Jr.	5	
19		
Active Consecutive Made Free Throws		
Keion Brooks Jr.	9	
Johnny Juzang	6	
Immanuel Quickley	6	
EJ Montgomery	3	
Ashton Hagans	3	
Nick Richards	1	
23		
Active Consecutive Games with a 3-Pointer		
Immanuel Quickley	6	
Tyrese Maxey	3	
Nate Sestina	3	

Dunk Tracker

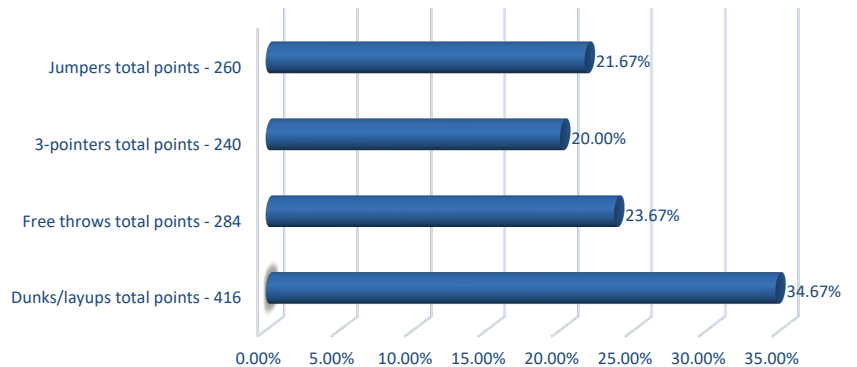
Player	Dunks in 2019-20	Dunks in Career
Nick Richards	33	85
EJ Montgomery	9	27
Ashton Hagans	8	11
Keion Brooks Jr.	7	7
Kahlil Whitney	6	6
Tyrese Maxey	2	2
Nate Sestina	2	2 (UK career only)
Immanuel Quickley	0	1

Kentucky's Record When ...

KENTUCKY RECORD	ALL	SEC	KENTUCKY RECORD	ALL	SEC
Leading at halftime:	11-1	2-1	On CBS:	1-1	0-0
Tied at the half:	0-0	0-0	On TBS:	0-0	0-0
Trailing at halftime:	1-3	1-0	On ESPN/ESPN2/ESPNU:	5-1	2-0
Shoot 50% or better:	5-0	1-0	On FOX:	0-0	0-0
Shoot less than 50%:	7-4	2-1	On SEC Network/(+):	6-2	1-1
Shoot higher % than opp.:	11-1	3-1	vs. SEC at home:	2-0	2-0
Shoot lower % than opp.:	1-3	0-0	vs. SEC on road:	1-1	1-1
Opp. shoot worse than 50%:	12-2	3-1	Games vs. AP ranked opp.:	2-1	0-0
Opp. shoot 50% or higher:	0-2	0-0	Games following a loss:	2-1	0-0
Score less than 60 points:	0-0	0-0	Games following a win:	9-3	3-1
Score 60-69 points:	3-3	0-0	More points in the paint:	7-2	1-0
Score 70-79 points:	4-1	3-1	Fewer/Same points in the paint:	5-2	2-1
Score 80-89 points:	4-0	0-0	More bench points than opp.:	8-3	2-1
Score 90-99 points:	1-0	0-0	Fewer or same bench pts.:	4-1	1-0
Score 100+ points:	0-0	0-0	More 2nd-chance points:	7-3	1-0
Opp. score less than 60 pts.:	6-0	1-0	Fewer or same 2nd-chance pts.:	5-1	2-1
Opp. score 60-69 pts.:	4-2	2-0	More or same points off TOs:	10-1	2-0
Opp. score 70-79 pts.:	2-1	0-0	Fewer points off TOs:	2-3	1-1
Opp. score 80-89 points:	0-1	0-1	On Monday:	1-0	0-0
Opp. score 90-99 points:	0-0	0-0	On Tuesday:	2-1	1-0
Opp. score 100+ points:	0-0	0-0	On Wednesday:	0-2	0-1
Outrebounded opponent:	10-1	2-0	On Thursday:	0-0	0-0
Outrebounded by opponent:	0-2	0-1	On Friday:	3-0	0-0
Equal number of rebounds:	2-1	1-0	On Saturday:	5-1	2-0
Fewer turnovers than opp.:	5-3	1-0	On Sunday:	1-0	0-0
Same turnovers as opp.:	2-0	0-0	In November:	6-1	0-0
More turnovers than opp.:	5-1	2-1	In December:	3-2	0-0
Make 8 or more 3-pointers:	2-0	1-0	In January:	3-1	3-1
Make 7 or fewer 3-pointers:	10-4	2-1	In February:	0-0	0-0
Games decided by 5 or fewer:	0-3	0-1	In March:	0-0	0-0
Overtime games:	1-0	0-0	In April:	0-0	0-0

How the Cats are Scoring

Percentage of Point Distribution



Fast Facts

Shooting Percentage	.461
Avg. Assists Per Game	14.9
Points Off Turnovers	15.4
Second-Chance Points	9.4
Points in the Paint	32.1
Fast Break Points	15.2
Bench Points	23.2
Points Per Possession	106.6
Avg. Time of Possession	17.2

First Points of the Game

Player	Dunk/Layup	Jumper	3PT	FT
Brooks		1		
Hagans	1			
Juzang	1			
Maxey	1	2		
Quickley	1		1	1
Richards	4	1		
Sestina			1	
Whitney	1			



THE LAST TIME UK ...

INDIVIDUALS

SCORING

Scored 25 points: Tyrese Maxey (27) vs. Louisville, 12/28/19
Scored 30 points: Shai Gilgeous-Alexander (30) vs. Vanderbilt, 1/30/18
Scored 35 Points: De'Aaron Fox (39) vs. UCLA, 3/24/17
Scored 40 points: Malik Monk (47) vs. North Carolina, 12/17/16
Scored 45 points: Malik Monk (47) vs. North Carolina, 12/17/16
Scored 50 points: Jodie Meeks (54) at Tennessee, 1/13/09
Scored 55 points: Never
Two players had 20 points: Immanuel Quickley (23), Nick Richards (21), vs. Missouri, 1/4/20
Three players had 20 points: DeMarcus Cousins (27)/John Wall (21)/Patrick Patterson (20) vs. Sam Houston State, 11/19/09
Two players had 30 points: Patrick Patterson (33) and Jodie Meeks (32) vs. Tennessee State, 12/22/08
Scored 20 points in two straight games: PJ Washington (4) 2/5/19 - 2/16/19
Scored 20 points in three straight games: PJ Washington (4) 2/5/19 - 2/16/19
Scored 20 points in four straight games: PJ Washington (4) 2/5/19 - 2/16/19
Scored 20 points in five straight games: Jamal Murray (12) 2/2/16 - 3/12/16
Scored 20 points in six straight games: Jamal Murray (12) 2/2/16 - 3/12/16
Scored 20 points in seven straight games: Jamal Murray (12) 2/2/16 - 3/12/16
Scored 20 points in eight straight games: Jamal Murray (12) 2/2/16 - 3/12/16
Scored 20 points in nine straight games: Jamal Murray (12) 2/2/16 - 3/12/16
Scored 20 points in 10 straight games: Jamal Murray (12) 2/2/16 - 3/12/16
Scored 20 points in 11 straight games: Jamal Murray (12) 2/2/16 - 3/12/16
Scored 20 points in 12 straight games: Jamal Murray (12) 2/2/16 - 3/12/16
Scored 20 points in 15 straight games: Dan Issel (18) 12/1/69 - 2/7/70
Scored 25 points in three straight games: Tayshaun Prince (3) 3/11/01-3/17/01
Scored 30 points in two straight games: Jodie Meeks vs. Appalachian State (46) 12/20/08; vs. Tennessee State (32) 12/22/08
Scored 30 points in three straight games: Dan Issel (6) 2/14/70 - 3/2/70
Scored in double figures in 10 straight games: PJ Washington (12) 1/15/19-2/23/19
Scored in double figures in 15 straight games: Malik Monk (30) 11/11/16-2/28/17
Scored in double figures in 20 straight games: Malik Monk (30) 11/11/16-2/28/17
Scored in double figures in 25 straight games: Malik Monk (30) 11/11/16-2/28/17
Scored in double figures in 30 straight games: Malik Monk (30) 11/11/16-2/28/17
Scored in double figures in 33 straight games: Jamal Murray (34) 11/17/15 - 3/19/16
Scored in double figures in 34 straight games: Jamal Murray (34) 11/17/15 - 3/19/16
Scored in double figures in 35 straight games: Kenny Walker (36) 11/14/85 - 3/22/86
Five players scored in double figures: PJ Washington (16), Keldon Johnson (15), Reid Travis (11), Tyler Herro (10), Ashton Hagans (10) vs. Tennessee, 3/16/19
Six players scored in double figures: Nick Richards (21), Immanuel Quickley (16), Nate Sestina (12), Keion Brooks Jr. (11), Ashton Hagans (11), Kahlil Whitney (11) vs. Eastern Kentucky, 11/8/19
Seven players scored in double figures: Randolph Morris (17), Kelenna Azubuike (15), Patrick Sparks (14), Chuck Hayes (12), Rajon Rondo (11), Ravi Moss (10) and Rameel Bradley (10) vs. Mississippi State 2/19/05
Four players with 15 or more points: Kevin Knox (22), Quade Green (18), Shai Gilgeous-Alexander (17), Wenyen Gabriel (15) vs. Ole Miss, 2/28/18

DOUBLE-DOUBLES

Double-double: Nick Richards (13 points, 11 rebounds) vs. Alabama, 1/11/20
Triple-double: Isaiah Briscoe (19 points, 11 rebounds, 10 assists) at Ole Miss, 12/29/16
20-10 (rebs) game: Nick Richards (21 points, 12 rebounds) vs.

Missouri, 1/4/20
20-10 (assts) game: De'Aaron Fox (24 points, 10 assists) vs. North Carolina, 12/17/16
20-15 game: Nick Richards (25 points, 15 rebounds) vs. Fort Wayne, 11/22/17
30-10 game: Tayshaun Prince (33 points, 11 rebounds) vs. Tennessee State, 12/22/98
Back-to-back 20-10 games: PJ Washington (20 p, 13 r) vs. Kansas, 1/26/19; (26 p, 12 r) at Vanderbilt, 1/29/19
Three straight 20-10 games: Julius Randle (3) 11/8/13 - 11/12/13
Double-double in points and rebs.: Nick Richards (13 points, 11 rebounds) vs. Alabama, 1/11/20
Double-double in points and assists: Ashton Hagans (11 points, 11 assists) vs. Fairleigh Dickinson, 12/7/19
Double-double in points and blocks: Never
Double-double in points and steals: Never
Double-double in two consecutive games: Nick Richards (13 p, 10 r) vs. Louisville, 12/28/19; (21 p, 12 r) vs. Missouri, 1/4/20
Double-double in three consecutive games: PJ Washington (20 p, 13 r) vs. Kansas, 1/26/19; (26 p, 12 r) at Vanderbilt, 1/29/19; (15 p, 12 r) at Florida, 2/2/19
Double-double in four consecutive games: Julius Randle (19 p, 15 r) vs. Kansas State, 3/21/14; (13 p, 10 r), vs. Wichita State, 3/23/14; (15 p, 12 r), vs. Louisville, 3/28/14; (16 p, 11 r), vs. Michigan, 3/30/14
Double-double in five consecutive games: Julius Randle (14 p, 10 r) at Arkansas, (2/27/14); (10 p, 15 r) at South Carolina (3/1/14); (12 p, 11 r) vs. Alabama, (3/4/14); (16 p, 10 r) at Florida, (3/8/14); (17 p, 16 r) vs. LSU, (3/14/14); (12 p, 11 r) vs. Georgia, (3/15/14)
Double-double in six consecutive games: Julius Randle (14 p, 10 r) at Arkansas, (2/27/14); (10 p, 15 r) at South Carolina (3/1/14); (12 p, 11 r) vs. Alabama, (3/4/14); (16 p, 10 r) at Florida, (3/8/14); (17 p, 16 r) vs. LSU, (3/14/14); (12 p, 11 r) vs. Georgia, (3/15/14)
Double-double in seven consecutive games: Julius Randle (7) 11/18/13-11/27/13
Double-double in 10 consecutive games: Jim Andrews, 1972-73 season
Two players record double-doubles: Nick Richards (12 points, 10 rebounds), Ashton Hagans (11 points, 11 rebounds) vs. Fairleigh Dickinson, 12/7/19
Three players record double-doubles: PJ Washington (20 points, 13 rebounds), Reid Travis (18 points, 12 rebounds), Keldon Johnson (15 points, 10 rebounds) vs. Kansas, 1/26/19
Four players record double-doubles: Jack Givens (30 pts, 13 rebs)/Kyle Macy (16 pts, 10 assts)/Mike Phillips (22 pts, 18 rebs)/Rick Robey (23 pts, 13 rebs) vs. Southern Methodist, 11/26/77
Five players record double-doubles: Never

FIELD GOALS

Made 12 FG in a game: EJ Montgomery (12) vs. Fairleigh Dickinson, 12/7/18
Made 15 FG in a game: Malik Monk (18) vs. North Carolina, 12/17/16
Made 16 FG in a game: Malik Monk (18) vs. North Carolina, 12/17/16
Made 17 FG in a game: Malik Monk (18) vs. North Carolina, 12/17/16
Made 18 FG in a game: Malik Monk (18) vs. North Carolina, 12/17/16
Made 19 FG in a game: Dan Issel (19) vs. Alabama, 2/23/70
Made 20 FG in a game: Dan Issel (23) vs. Ole Miss, 2/7/70
Made 21 FG in a game: Dan Issel (23) vs. Ole Miss, 2/7/70
Made 22 FG in a game: Dan Issel (23) vs. Ole Miss, 2/7/70
Made 23 FG in a game: Dan Issel (23) vs. Ole Miss, 2/7/70
Made 24 FG in a game: Never
Attempted 17 FG in a game: Tyrese Maxey (17) vs. Alabama, 1/11/20
Attempted 18 FG in a game: PJ Washington (18) vs. Auburn, 3/31/19
Attempted 19 FG in a game: Shai Gilgeous-Alexander (19) vs. Vanderbilt, 1/30/18
Attempted 20 FG in a game: De'Aaron Fox (20) vs. UCLA, 3/24/17
Attempted 25 FG in a game: Malik Monk (28) vs. North Carolina, 12/17/16

3-POINTERS

Made 5 3-pointers in a game: Immanuel Quickley (5) vs. Alabama, 1/11/20
Made 6 3-pointers in a game: Keldon Johnson (6) vs. Utah, 12/15/18
Made 7 3-pointers in a game: Wenyen Gabriel (7) vs. Ala-

bama, 3/10/18
Made 8 3-pointers in a game: Malik Monk (8) vs. North Carolina, 12/17/16
Made 9 3-pointers in a game: Jodie Meeks (10) at Tennessee, 1/13/09
Made 10 3-pointers in a game: Jodie Meeks (10) at Tennessee, 1/13/09
Made 11 3-pointers in a game: Never
Attempted 10 3-pointers in a game: Malik Monk (11) vs. Georgia, 1/31/17
Attempted 15 3-pointers in a game: Jodie Meeks (15) at Tennessee, 1/13/09
Attempted 16 3-pointers in a game: Derrick Miller (16) vs. LSU 2/15/90
Attempted 17 3-pointers in a game: Derrick Miller (19) vs. Kansas 12/6/89
Attempted 18 3-pointers in a game: Derrick Miller (19) vs. Kansas 12/6/89
Attempted 19 3-pointers in a game: Derrick Miller (19) vs. Kansas 12/6/89
Attempted 20 3-pointers in a game: Never
Made a 3-pointer in 10 straight games: Immanuel Quickley (10), 3/29/19-12/14/19
Made a 3-pointer in 15 straight games: Jamal Murray (36), 11/13/15 - 3/19/16, Derek Willis (17), 1/12/16 - 3/17/16
Made a 3-pointer in 20 straight games: Jamal Murray (36), 11/13/15 - 3/19/16
Made a 3-pointer in 30 straight games: Jamal Murray (36), 11/13/15 - 3/19/16
Made two 3-pointers in 10 straight games: Kevin Knox (11), 2/10/16 - 3/11/18
Made three 3-pointers in 10 straight games: Gerald Fitch (20) 1/14/03 - 3/23/03
Made three 3-pointers in 15 straight games: Gerald Fitch (20) 1/14/03 - 3/23/03
Made three 3-pointers in 20 straight games: Gerald Fitch (20) 1/14/03 - 3/23/03
Made three 3-pointers in 25 straight games: Keith Bogans (29) 3/14/02 - 2/26/03

FREE THROWS

Made 8 FT in a game: Ashton Hagans (9) at South Carolina, 1/15/20
Made 9 FT in a game: Ashton Hagans (9) at South Carolina, 1/15/20
Made 10 FT in a game: Ashton Hagans (12) vs. Utah Valley, 11/18/19
Made 11 FT in a game: Ashton Hagans (12) vs. Utah Valley, 11/18/19
Made 12 FT in a game: Ashton Hagans (12) vs. Utah Valley, 11/18/19
Made 13 FT in a game: Keldon Johnson (13) vs. Tennessee State, 11/23/18
Made 14 FT in a game: Tyler Ulis (14) at Arkansas, 1/21/16
Made 15 FT in a game: Rodrick Rhodes (16) vs. Ole Miss, 1/18/95
Made 16 FT in a game: Rodrick Rhodes (16) vs. Ole Miss, 1/18/95
Made 17 FT in a game: Dwight Anderson (18) vs. Mississippi State, 2/12/79
Made 18 FT in a game: Dwight Anderson (18) vs. Mississippi State, 2/12/79
Made 18 FT in a game: Never
Attempted 10 FT in a game: Ashton Hagans (11) at South Carolina, 1/15/20
Attempted 15 FT in a game: Keldon Johnson (18), vs. Tennessee State, 11/23/18
Attempted 20 FT in a game: PJ Washington (20) vs. Kansas State, 3/22/18
Attempted 25 FT in a game: Never
Made 20 Straight FT: Immanuel Quickley (24), 11/24/19 - 1/7/20; Nate Sestina (21), 11/8/19 - 1/7/20
Made 30 Straight FT: Tyler Herro (38), 2/16/19 - 3/29/19

REBOUNDS

15 Rebs: Nick Richards (15) vs. Arkansas, 2/26/19
16 Rebs: Keldon Johnson (17) vs. Auburn, 2/23/19
17 Rebs: Keldon Johnson (17) vs. Auburn, 2/23/19
18 Rebs: PJ Washington (18) vs. VMI, 11/18/18
19 Rebs: Nick Richards (19) vs. Southern Illinois, 11/9/18
20 Rebs: Jared Prickett (20) vs. Arkansas, 2/9/94
25 Rebs: Mike Phillips (28) vs. Tennessee, 1/10/76
30 Rebs: Cotton Nash (30) vs. Ole Miss, 2/8/64
34 Rebs: Bob Burrow (34) vs. Temple, 12/10/55
35 Rebs: Never
10+ Rebs in three consecutive games: PJ Washington (3), 1/26/19 - 2/2/19
10+ Rebs in four consecutive games: Julius Randle (4),



THE LAST TIME UK ...

3/21/14 - 3/30/14
10+ Rebs in five consecutive games: Julius Randle (10), 2/12/14 - 3/15/14
10+ Rebs in six consecutive games: Julius Randle (10), 2/12/14 - 3/15/14
10+ Rebs in seven consecutive games: Julius Randle (10), 2/12/14 - 3/15/14
10+ rebs in eight consecutive games: Julius Randle (10), 2/12/14 - 3/15/14
10+ rebs in nine consecutive games: Julius Randle (10), 2/12/14 - 3/15/14
10+ rebs in 10 consecutive games: Julius Randle (10), 2/12/14 - 3/15/14
Two players had 10 rebounds: Nate Sestina (12), Nick Richards (10) vs. Utah Valley, 11/18/19
Three players had 10 rebounds: PJ Washington (13), Reid Travis (12), Keldon Johnson (10) vs. Kansas, 1/26/19

ASSISTS

6 assists: Ashton Hagans (7) at South Carolina, 1/15/20
7 assists: Ashton Hagans (7) at South Carolina, 1/15/20
8 assists: Ashton Hagans (9) vs. Alabama, 1/11/20
9 assists: Ashton Hagans (9) vs. Alabama, 1/11/20
10 assists: Ashton Hagans (11) vs. Fairleigh Dickinson, 12/7/19
11 assists: Ashton Hagans (11) vs. Fairleigh Dickinson, 12/7/19
12 assists: Ashton Hagans (12) vs. UAB, 11/29/19
13 assists: Tyler Ulis (14) vs. LSU, 3/5/16
14 assists: Tyler Ulis (14) vs. LSU, 3/5/16
15 assists: John Wall (16) vs. Hartford, 12/29/09
16 assists: John Wall (16) vs. Hartford, 12/29/09
16 assists: Never
5+ assists in four consecutive games: Ashton Hagans (13), 11/18/19 - current
8+ assists in two consecutive games: Ashton Hagans (3), 12/18/19 - 12/28/19

BLOCKS

4 blocks: Nick Richards (4) at South Carolina, 1/15/20
5 blocks: Nick Richards (5) vs. Alabama, 1/11/20
6 blocks: Nick Richards (7) vs. Lamar, 11/24/19
7 blocks: Nick Richards (7) vs. Lamar, 11/24/19
8 blocks: Willie Cauley-Stein (9) vs. Boise State, 12/10/13
9 blocks: Willie Cauley-Stein (9) vs. Boise State, 12/10/13
10 blocks: Nerlens Noel (12) at Ole Miss, 1/29/13
11 blocks: Nerlens Noel (12) at Ole Miss, 1/29/13
12 blocks: Nerlens Noel (12) at Ole Miss, 1/29/13
13 blocks: Never

STEALS

4 steals: Ashton Hagans (4) at Georgia, 1/7/20
5 steals: Ashton Hagans (5) vs. Texas A&M, 1/8/19
6 steals: Ashton Hagans (8) vs. North Carolina, 12/22/18
7 steals: Ashton Hagans (8) vs. North Carolina, 12/22/18
8 steals: Ashton Hagans (8) vs. North Carolina, 12/22/18
9 steals: Never
3+ steals in five consecutive games: Ashton Hagans (7) 12/22/18 - 1/19/19
3+ steals in 10 consecutive games: Never

MINUTES

Played every minute: PJ Washington (40) vs. Kansas State, 3/22/18
Played 40+ minutes: Ashton Hagans (43), Tyrese Maxey (40) vs. Louisville, 12/28/19
Played more than 50 minutes: Patrick Patterson (50) vs. Vanderbilt, 1/12/08

FOULS

Fouled out: Ashton Hagans, EJ Montgomery at South Carolina, 1/15/20
Two players fouled out: Ashton Hagans, EJ Montgomery at South Carolina, 1/15/20
Three players fouled out: Hamidou Diallo, Wenyen Gabriel, Nick Richards at South Carolina, 1/16/18
Four players fouled out: Skal Labissiere, Marcus Lee, Alex Poythress, Derek Willis at Kansas, 1/30/16
Technical foul: Tyrese Maxey at South Carolina, 1/15/20

TEAM

WINS/LOSSES

Won 10 straight games: 10, 1/8/19 - 2/9/19
Won 20 straight games: 38, 11/14/14 - 3/28/15
Won 30 straight games: 38, 11/14/14 - 3/28/15
Won 40 straight games: Never
Lost consecutive games: 2, 12/18/19 - 12/21/19
Lost three straight games: 4, 2/3/18 - 2/14/18

Lost four straight games: 4, 2/3/18 - 2/14/18
Lost five straight games: 5, 12/23/89 - 1/6/90
Lost 10 straight games: Never

STARTS

Started four freshmen: EJ Montgomery, Keldon Johnson, Ashton Hagans, Tyler Herro vs. Auburn, 3/31/19
Started five freshmen: Hamidou Diallo, Shai Gilgeous-Alexander, Kevin Knox, Nick Richards, PJ Washington vs. Kansas State, 3/22/18

SCORING

Scored 90 or more points: 91 vs. Eastern Kentucky, 11/8/19 (W, 91-49)
Scored 90 or more points (SEC game): 96 vs. Ole Miss, 2/28/18 (W, 96-78)
Scored 100 or more points: 107 vs. UIC, 11/26/17 (W, 107-73)
Scored 100 or more points (SEC game): 100 vs. Texas A&M, 1/3/17 (W, 100-58)
Scored 110 or more points: 115 vs. Arizona State, 11/28/16 (W, 115-69)
Scored 110 or more points (SEC game): 110 vs. Auburn, 2/21/15 (W, 110-75)
Scored 120 or more points: 120 vs. Vanderbilt, 2/7/96 (W, 120-81)
Scored 120 or more points (SEC game): 120 vs. Vanderbilt, 2/7/96 (W, 120-81)
Scored 130 or more points: 143 vs. Georgia, 2/27/56 (W, 143-66)
Scored 140 or more points: 143 vs. Georgia, 2/27/56 (W, 143-66)
Scored 150 or more points: Never
Scored less than 50 points: 48 vs. Vanderbilt, 3/15/13 (L, 64-48)
Scored 100 points in two consecutive games: vs. Cleveland State (11/23/16), vs. UT Martin (11/25/16), vs. Arizona State (11/28/16)
Scored 100 Points in three consecutive games: vs. Cleveland State (11/23/16), vs. UT Martin (11/25/16), vs. Arizona State (11/28/16)
Scored 100 points in consecutive SEC games: 2/27/56-3/3/56

SHOOTING PERCENTAGES

Shot 70% from the field: .722 vs. Mississippi St., 2/15/86
Shot 65% from the field: .667 vs. UIC, 11/26/17
Shot 30% or less from the field: .281 at Texas A&M (1/10/15)
Allowed 50% shooting: .500 vs. Ohio State, 12/21/19
Allowed 60% shooting: .640 by Florida, 3/4/07
Allowed 30% or less shooting: .250 by ECU, 11/8/19 (16-64)
Allowed 20% or less shooting: .197 by Montana State, 11/23/14 (12-61)

FREE THROWS

Shot 90% or better from FT line: 90.0 (27-30) vs. Missouri, 1/4/20
Shot 100% from FT Line: 11-11 vs. Florida, 2/7/12
Shot 50% or less from FT line: .400 (10-20) at Georgia, 1/7/20
Attempted 40 FT: vs. Tennessee State (41), 11/23/18
Attempted five or less FT: vs. South Carolina (4) 1/21/06
Made 30 FT: 31 vs. Utah Valley, 11/18/19 (31-34)

3-POINTERS

Hit 0 3-pointers: 0 vs. Davidson, 3/15/18 (0-6)
Hit 10 3-pointers: 10 vs. Lamar, 11/24/19 (10-22)
Hit 11 3-pointers: 11 vs. Auburn, 2/23/19 (11-24)
Hit 12 3-pointers: 12 vs. Utah, 12/15/18 (12-21)
Hit 13 3-pointers: 13 vs. Texas A&M, 1/3/17 (13-25)
Hit 14 3-pointers: 15 vs. Georgia, 3/1/12 (15-27)
Hit 15 3-pointers: 15 vs. Georgia, 3/1/12 (15-27)
Hit 16 3-pointers: 16 vs. UNC-Asheville, 12/23/96 (16-33)
Hit 17 3-pointers: 20 vs. LSU, 3/4/95 (20-35)
Hit 18 3-pointers: 20 vs. LSU, 3/4/95 (20-35)
Hit 19 3-pointers: 20 vs. LSU, 3/4/95 (20-35)
Hit 20 3-pointers: 20 vs. LSU, 3/4/95 (20-35)
Hit 21 3-pointers: 21 vs. North Carolina, 12/27/89 (21-48)
Hit 22 3-pointers: Never

SCORING MARGINS

Won game by 50 points or more: 58 vs. Montana State (W, 86-28) 11/23/14
Won game by 60 points or more: 62 vs. Vanderbilt (W, 106-44) 3/5/03
Won game by 70 points or more: 74 vs. Tennessee-Martin (W, 124-50) 11/26/94
Lost game by 30 points or more: 34 vs. Duke (L, 118-84) 11/6/18
Lost game by 40 points or more: 41 at Vanderbilt (L, 93-52) 2/12/08

Lost game by 50 points or more: 55 at Kansas (L, 150-95) 12/9/89

Lost game by 60 points or more: 70 vs. Central (L, 87-17) 1/28/1910

Lost game by 70 points or more: 70 vs. Central (L, 87-17) 1/28/1910

Game decided by one point: vs. Seton Hall, 12/8/18 (L, 84-83 OT)

Game decided by two points: vs. LSU, 2/11/19 (L, 73-71)

Game decided by three points: vs. Utah, 12/18/19 (L, 69-66)

Two consecutive games decided by one point: vs. North Carolina (W, 73-72) 12/3/11 and at Indiana (L, 73-72) 12/10/11

Three consecutive games decided by one point: Never

Two consecutive games decided by two points: at Ole Miss (L, 71-69) 2/1/11 and Florida (L, 70-68) 2/5/11

Came back from 10-point deficit for win: W, 70-66 vs. Arkansas (2/26/19); Trailed by 15 at 45-30 (18:22 in 2nd)

Came back from 11-point deficit for win: W, 70-66 vs. Arkansas (2/26/19); Trailed by 15 at 45-30 (18:22 in 2nd)

Came back from 12-point deficit for win: W, 70-66 vs. Arkansas (2/26/19); Trailed by 15 at 45-30 (18:22 in 2nd)

Came back from 13-point deficit for win: W, 70-66 vs. Arkansas (2/26/19); Trailed by 15 at 45-30 (18:22 in 2nd)

Came back from 14-point deficit for win: W, 70-66 vs. Arkansas (2/26/19); Trailed by 15 at 45-30 (18:22 in 2nd)

Came back from 15-point deficit for win: W, 70-66 vs. Arkansas (2/26/19); Trailed by 15 at 45-30 (18:22 in 2nd)

Came back from 16-point deficit for win: W, 83-76 at West Virginia (1/27/18); Trailed by 17 at 40-23 (18:57 in 2nd)

Came back from 17-point deficit for win: W, 83-76 at West Virginia (1/27/18); Trailed by 17 at 40-23 (18:57 in 2nd)

Came back from 18-point deficit for win: W, 73-67 vs. Vanderbilt (2/28/17); Trailed by 19 at 25-6 (8:03 in 1st)

Came back from 19-point deficit for win: W, 73-67 vs. Vanderbilt (2/28/17); Trailed by 19 at 25-6 (8:03 in 1st)

Came back from 20-point deficit for win: W, 82-79 at Vanderbilt (2/22/97); Trailed by 22 at 40-18 (3:51 in 1st)

Came back from 30-point deficit for win: W, 99-95 at LSU (2/15/94); Trailed by 31 at 68-37 (15:34 in 2nd)

Came back from 31-point deficit for win: W, 99-95 at LSU (2/15/94); Trailed by 31 at 68-37 (15:34 in 2nd)

REBOUNDS

Pulled down 50 rebounds: 54 (12-42) vs. ECU, 11/8/19

Pulled down 55 rebounds: 59 (20-39) vs. Arizona State, 11/28/16

Pulled down 60 rebounds: 62 (19-43) vs. Morehead State, 12/16/96

OVERTIME GAMES

Played an overtime game: vs. Louisville, 12/28/19 (W, 78-70 OT)

Won an overtime game: vs. Louisville, 12/28/19 (W, 78-70 OT)

Lost an overtime game: vs. Auburn, 3/31/19 (L, 77-71 OT)

Played an SEC overtime game: vs. Vanderbilt, 1/30/18 (W, 83-81 OT)

Won an SEC overtime game: vs. Vanderbilt, 1/30/18 (W, 83-81 OT)

Lost an SEC overtime game: at Texas A&M, 2/20/16 (L, 79-77 OT)

Played an overtime game in SEC Tournament: vs. Texas A&M, 3/13/16 (W, 82-77 OT)

Won an overtime game in SEC Tournament: vs. Texas A&M, 3/13/16 (W, 82-77 OT)

Played an overtime game in NCAA Tournament: vs. Auburn, 3/31/19 (L, 77-71 OT)

Won an overtime game in NCAA Tournament: vs. St. Bonaventure, 3/16/00 (W, 85-80 2OT)

Lost an overtime game in NCAA Tournament: vs. Auburn, 3/31/19 (L, 77-71 OT)

Played two overtimes: at Texas A&M, 1/10/15 (W, 70-64 2OT)

Played three overtimes: vs. Temple 12/7/57 (W, 85-83)

Played four overtimes: Never played four overtime game

Played consecutive games that went to overtime: 1/6/15 vs. Ole Miss (W, 89-86) and 1/10/15 at Texas A&M (70-64)



THE LAST TIME A UK OPPONENT ...

INDIVIDUALS

SCORING

Scored 25 points: Jermaine Cousinard (26), South Carolina, 1/15/20
Scored 30 points: Bubba Parham (35), VMI, 11/21/18
Scored 35 points: Bubba Parham (35), VMI, 11/21/18
Scored 40 points: Elston Turner (40), Texas A&M, 1/12/13
Scored 45 points: David Robinson (45), Navy, 1/25/87
Scored 50 points: Austin Carr (50), Notre Dame, 12/29/79
Scored 60 points: Pete Maravich (64), LSU, 2/21/70
Scored 65 points: Never
Two players had 20 points: Jared Harper (26), Bryce Brown (24), Auburn, 3/31/19
Three players had 20 points: R.J. Barrett, Zion Williamson, Cam Reddish, Duke, 11/6/18
Two players had 30 points: Ronnie Henderson (36) and Claren Ceasar (32), LSU, 2/15/94
Five players scored in double figures: Alabama, 1/5/19

FIELD GOALS

Made 15 FG in a game: David Robinson (17), Navy, 1/25/87
Made 16 FG in a game: David Robinson (17), Navy, 1/25/87
Made 17 FG in a game: David Robinson (17), Navy, 1/25/87
Made 18 FG in a game: Steve Downing (19), Indiana, 12/11/71
Made 19 FG in a game: Steve Downing (19), Indiana, 12/11/71
Made 20 FG in a game: Johnny Neumann (20), Ole Miss, 1/2/71
Made 21 FG in a game: Austin Carr (21), Notre Dame, 12/29/70
Made 22 FG in a game: Austin Carr (22), Notre Dame, 3/12/70
Made 23 FG in a game: Pete Maravich (23), LSU, 2/21/70
Made 24 FG in a game: Never
Attempted 17 FG in a game: Jermaine Cousinard (22), South Carolina, 1/15/20
Attempted 18 FG in a game: Jermaine Cousinard (22), South Carolina, 1/15/20
Attempted 19 FG in a game: Jermaine Cousinard (22), South Carolina, 1/15/20
Attempted 20 FG in a game: Jermaine Cousinard (22), South Carolina, 1/15/20
Attempted 25 FG in a game: R.J. Barrett (26), Duke, 11/6/18
Attempted 30 FG in a game: Freeman Williams (40), Portland State, 12/16/17
Attempted 35 FG in a game: Freeman Williams (40), Portland State, 12/16/17
Attempted 40 FG in a game: Freeman Williams (40), Portland State, 12/16/17
Attempted 45 FG in a game: Johnny Neumann (50), Ole Miss, 1/2/71
Attempted 50 FG in a game: Johnny Neumann (50), Ole Miss, 1/2/71
Attempted 53 FG in a game: Pete Maravich (53), LSU, 2/22/69
Attempted 54 FG in a game: Never

3-POINTERS

Made 5 3-pointers in a game: Davion Bust (5), Lamar, 11/24/19
Made 6 3-pointers in a game: Armoni Brooks (6), Houston, 3/29/19
Made 7 3-pointers in a game: Bubba Parham (10), VMI, 11/18/18
Made 8 3-pointers in a game: Bubba Parham (10), VMI, 11/18/18
Made 9 3-pointers in a game: Bubba Parham (10), VMI, 11/18/18
Made 10 3-pointers in a game: Bubba Parham (10), VMI, 11/18/18
Made 11 3-pointers in a game: Corey Allmond (11), Sam Houston State, 11/19/2009
Made 12 3-pointers in a game: Never
Attempted 10 3-pointers in a game: Davion Buster (11), Lamar, 11/24/19
Attempted 15 3-pointers in a game: Bubba Parham (16), VMI, 11/18/18
Attempted 16 3-pointers in a game: Bubba Parham (16), VMI, 11/18/18
Attempted 17 3-pointers in a game: Chris Jackson (17), LSU, 2/15/90
Attempted 18 3-pointers in a game: Jeff Boschee (18), Kansas, 3/14/99
Attempted 19 3-pointers in a game: Never

FREE THROWS

Made 10 FT in a game: Cassius Winston (10), Michigan State, 11/5/19
Made 11 FT in a game: Jared Harper (11), Auburn, 3/31/19
Made 12 FT in a game: J.J. Frazier (12), Georgia, 2/18/17

Made 13 FT in a game: Sindarius Thornwell (14), South Carolina, 1/21/17
Made 14 FT in a game: Sindarius Thornwell (14), South Carolina, 1/21/17
Made 15 FT in a game: Brenton Williams (15), South Carolina, 3/1/14
Made 16 FT in a game: Dan Cross (16), Florida, 2/18/95
Made 17 FT in a game: John Mengelt (17), Auburn, 3/2/70
Made 18 FT in a game: Pete Maravich (18), LSU, 2/21/70
Made 19 FT in a game: Never
Attempted 15 FT in a game: J.J. Frazier (15), Georgia, 2/18/17
Attempted 20 FT in a game: Harding McCaleb (25), Louisville, 2/22/16
Attempted 25 FT in a game: Harding McCaleb (25), Louisville, 2/22/16
Attempted 26 FT in a game: Never

REBOUNDS

15 Rebs: Dedric Lawson (15), Kansas, 1/26/19
16 Rebs: Kennedy Meeks (17), North Carolina, 3/26/17
17 Rebs: Kennedy Meeks (17), North Carolina, 3/26/17
18 Rebs: Sean May (19), North Carolina, 12/4/04
19 Rebs: Sean May (19), North Carolina, 12/4/04
20 Rebs: Andrew DeClercq (20), Florida, 1/18/94
25 Rebs: Leon Douglas (25), Alabama, 1/20/75
30 Rebs: Kenneth Stanley (30), USC, 12/4/61
31 Rebs: Never
Two players had 10 rebounds: Desean Murray (11) and Anfernee McLemore (11), Auburn, 2/4/18
Three players had 10 rebounds: Craig Victor II (12), Tim Quarterman (10), Ben Simmons (10), LSU, 1/5/16

ASSISTS

10 assists: Tonny Trocha-Morelos (10), Texas A&M, 3/4/2017
11 assists: Dwyane Wade (11), Marquette, 3/29/03
12 assists: Edgar Padilla (12), UMass, 3/30/96
13 assists: Billy McCaffrey (14), Vanderbilt, 1/13/93
14 assists: Billy McCaffrey (14), Vanderbilt, 1/13/93
15 assists: Eric Richardson (15), Alabama, 2/4/84
16 assists: Never

BLOCKS

5 blocks: Akolda Manyang (5), Utah Valley, 11/10/17
6 blocks: Sagaba Konate (7), West Virginia, 1/27/18
7 blocks: Sagaba Konate (7), West Virginia, 1/27/18
8 blocks: Jarvis Varnado (10), Mississippi State, 1/15/08
9 blocks: Jarvis Varnado (10), Mississippi State, 1/15/08
10 blocks: Jarvis Varnado (10), Mississippi State, 1/15/08
11 blocks: Samaki Walker (11), Louisville, 1/1/95
12 blocks: Never

STEALS

5 steals: Ben Simmons (7), LSU, 3/5/16
6 steals: Ben Simmons (7), LSU, 3/5/16
7 steals: Ben Simmons (7), LSU, 3/5/16
8 steals: Never

TEAM

SCORING

Scored 90 or more points: 118, Duke, 11/6/18 (L, 118-84)
Scored 90 or more points (SEC game): 90, Georgia, 3/4/09 (L, 90-85)
Scored 100 or more points: 118, Duke, 11/6/18 (L, 118-84)
Scored 100 or more points (SEC game): 101, Arkansas, 2/10/93 (L, 101-94)
Scored 110 or more points: 118, Duke, 11/6/18 (L, 118-84)
Scored 110 or more points (SEC game): 110, Vanderbilt, 3/4/67 (L, 110-94)
Scored 120 or more points: 121, North Carolina, 12/27/89 (L, 121-110)
Scored 120 or more points (SEC game): Never
Scored 130 or more points: 150, Kansas, 12/9/89 (L, 150-95)
Scored 140 or more points: 150, Kansas, 12/9/89 (L, 150-95)
Scored 150 or more points: 150, Kansas, 12/9/89 (L, 150-95)
Scored 160 or more points: Never
Scored less than 50 points: 49, Eastern Kentucky, 11/8/19 (W, 91-49)
Scored less than 50 points (SEC game): 48, South Carolina, 2/5/19 (W, 76-48)
Scored less than 40 points: 39, West Virginia, 3/26/15 (W, 78-39)
Scored less than 40 points (SEC game): 37, Missouri, 1/13/15 (W, 86-37)
Scored less than 30 points: 28, Montana State, 11/23/14 (W, 86-28)
Scored less than 30 points (SEC game): 26, Georgia Tech,

1/28/46 (W, 86-37)

Scored less than 20 points: 18, Western Ontario, 12/10/49 (W, 90-21)

Scored less than 20 points (SEC game): 18, Alabama, 2/10/40 (W, 46-18)

Scored less than 10 points: 9, Tulane, 12/21/34 (W, 39-9)

Scored less than 10 points (SEC game): Never
Scored less than 5 points: Never

SHOOTING PERCENTAGES

Shot 70% from the field: Never
Shot 60% from the field: .640, Florida, 3/4/07
Shot 50% from the field: .500, Ohio State, 12/21/19
Shot 30% or less from the field: .250, Eastern Kentucky, 11/8/19 (16-64)
Shot 20% or less from the field: .197, Montana State, 11/23/14 (12-61)
Shot 10% or less from the field: Never (shooting percentages not recorded prior to 1947)

3-Pointers

Made 10 or more 3-pointers: 11, Utah Valley, 11/18/19
Made 15 or more 3-pointers: 19, VMI, 11/18/18
Made 20 or more 3-pointers: Never
Made zero 3-pointers: 0, Auburn, 1/19/13 (0-15)
Attempted 30 or more 3-pointers: 31, Utah Valley, 11/18/19

FREE THROWS

Shot 90% or better from FT line: 92.3 (12-13), Evansville, 11/12/19
Shot 100% from FT Line: 5-5, VMI, 11/18/18
Shot 50% or less from FT line: .450 (9-20), Louisville, 12/28/19
Attempted 40 FT: 47, Kansas, 1/30/16 (30-47)
Attempted five or less FT: 5, UAB, 11/29/19 (2-5)
Made 30 FT: 30, Tennessee, 2/2/16 (30-34)

REBOUNDS

Pulled down 50 rebounds: 54 (17-37), Florida, 2/4/17
Pulled down 20 offensive rebounds: 20, South Carolina, 1/15/20



RUPP ARENA AT CENTRAL BANK CENTER

Year-by-Year Records

Season	W-L	Percentage
2019-20	10-1	.909
2018-19	17-1	.944
2017-18	16-2	.889
2016-17	15-2	.882
2015-16	17-0	1.000
2014-15	19-0	1.000
2013-14	16-2	.889
2012-13	16-2	.889
2011-12	18-0	1.000
2010-11	15-0	1.000
2009-10	18-0	1.000
2008-09	12-6	.667
2007-08	14-4	.778
2006-07	14-2	.875
2005-06	10-5	.667
2004-05	14-1	.933
2003-04	11-2	.846
2002-03	12-1	.923
2001-02	12-3	.800
2000-01	11-1	.917
1999-2000	14-0	1.000
1998-99	12-1	.923
1997-98	9-3	.750
1996-97	12-1	.923
1995-96	13-0	1.000
1994-95	12-1	.923
1993-94	13-1	.929
1992-93	16-0	1.000
1991-92	15-2	.882
1990-91	13-0	1.000
1989-90	13-2	.867
1988-89	8-6	.571
1987-88	14-2	.875
1986-87	13-2	.867
1985-86	18-0	1.000
1984-85	11-3	.786
1983-84	16-0	1.000
1982-83	14-1	.933
1981-82	15-1	.938
1980-81	15-0	1.000
1979-80	12-3	.800
1978-79	11-4	.733
1977-78	16-0	1.000
1976-77	12-2	.857
Total	604-70	.896

Top 10 Attendances of 19-20

No. Att.	Opp.	Date	Result
1.	20,437	Louisville	12/28/19 W, 78-70
2.	20,407	Alabama	1/11/20 W, 76-67
3.	20,396	Missouri	1/4/20 W, 71-59
4.	20,401	UAB	11/29/19 W, 69-58
5.	20,351	MSM	11/22/19 W, 82-62
6.	20,163	EKU	11/8/19 W, 91-49
7.	20,111	Georgia Tech	12/14/19 W, 67-53
8.	20,048	Lamar	11/22/19 W, 81-56
9.	19,101	Evansville	11/12/19 L, 67-64
10.	18,859	Utah Valley	11/18/19 W, 82-74

Rupp Arena Quick Facts

Year Opened:	1976
First Game:	Nov. 27, 1976
All-Time Record:	604-70 (89.6)
Record Under Calipari:	177-10 (94.7)
Capacity:	20,500
Record Crowd:	24,479 (1/20/10)
Longest Win Streak:	54 (11/9/10-12/1/12)
Current Win Streak:	9

Cats Rock at Rupp

The Wildcats are 604-70 (.896) in Rupp Arena. Among the most notable marks of dominance as the nation's toughest venue to play include:

- School record 54-game winning streak to begin the John Calipari era
- UK is 323-41 (.887) in regular-season SEC games in the building
- Kentucky set a new program home record of 19 wins in 2014-15
- UK has gone undefeated at home in five of Calipari's 11 seasons
- The Wildcats have a perfect mark in 13 of Rupp Arena's 44 seasons

UK Reaches 600 Wins at Rupp in Record Time

With a victory over Fairleigh Dickinson on Dec. 7, 2019 Kentucky reached the 600-win mark at Rupp Arena faster than any other program in NCAA Division I level history. UK needed just 670 games to reach win No. 600 in Rupp Arena.

It took UCLA, which previously owned the fastest pace to 600 wins, 689 games in Pauley Pavilion. Only one other team, Kansas, achieved win No. 600 in fewer than 700 games at its home venue. The Jayhawks reached the significant win in their 699th game.

Cal Owns Longest Win Streaks in Rupp

With UK's 2011-12 season-opening victory over Marist, UK head coach John Calipari recorded his 34th consecutive win in Rupp Arena as UK's head coach. It broke former UK head coach Rick Pitino's longest streak of 33 games in the venue.

The winning streak reached as long as 54 games. Calipari didn't suffer his first loss in Rupp Arena until losing to Baylor in his fourth season. The 54-game run, however, was his longest career winning streak. He also had the second-longest streak in the arena as the Cats won 42 straight from March 4, 2014 to Nov. 25, 2016.

Pack the House

Kentucky has led the nation in average home attendance in 20 of the last 24 seasons. That number includes a Rupp Arena record of 24,110 in John Calipari's first season (2009-10) as head coach.

- Kentucky averaged 21,695 fans during the 2018-19 season
- UK averaged 23,000-plus fans in seven of Calipari's first 10 seasons
- The Wildcats led the nation in average attendance in 2017-18

New Chairbacks, Fewer Seats

After receiving a \$16 million upgrade over the 2014-15 and 2015-16 seasons that enhanced the fan experience with the likes of a new Daktronics center-hung scoreboard, ribbons boards, new corner video boards and a new audio system, Rupp Arena is undergoing an additional transformation as a part of UK's new leasing agreement with the Lexington Center.

Chair-back seating in the upper-level sideline was installed in sections 211-217 and 228-234 for the 2019-20 season. Club areas will be available to season ticket holders starting with the 2020-21 season.

The new seating reduced Rupp Arena's capacity to 20,500.

The Top-Ranked Team at Home

Kentucky has lost just four times at home as the Associated Press top-ranked team in the history of the program and just three times in Rupp Arena. Prior to the losses to Evansville (Nov. 12) and UCLA (Dec. 3, 2016), both by three, the other two losses came by just one point.

The Wildcats are 54-3 all-time as the AP No. 1 team in Rupp Arena since its opening in 1976. The first loss was to Auburn, 53-52, on Jan. 9, 1988.

Coach Cal in Rupp Arena

It's been downright difficult to beat the Wildcats in Rupp Arena during the John Calipari era. UK is 177-10 (.947) in Rupp Arena under Calipari.

- UK is 21-5 (.840) vs. ranked opponents in Rupp in the Calipari era
- The Wildcats are 156-5 (.969) vs. unranked teams in Rupp under Cal
- UK is 94-4 (.960) at home vs. nonconference foes under Calipari
- Calipari notched his 100th career win in Rupp Arena as UK's coach with the Wildcats' 110-75 rout of Auburn on Feb. 21, 2014. It took Calipari just 104 games to reach the century mark at home, the fastest of any UK coach

Cal Passes Hall for Rupp Record

With a 101-70 victory over Cleveland State on Nov. 23, 2016, John Calipari passed former UK head coach Joe B. Hall for victories in Rupp Arena history.

Calipari currently has 177 wins inside the historic venue. Hall won 122.

2019-20 Opponent Breakdown

Eastern Kentucky (Nov. 8)

All-time games in Rupp Arena: 11
UK record in Rupp vs. EKV: 11-0
Last time in Rupp Arena: UK, 91-49 (11/8/19)

Evansville (Nov. 12)

All-time games in Rupp Arena: 1
UK record in Rupp vs. UE: 0-1
Last time in Rupp Arena: UE, 67-64 (11/12/19)

Utah Valley (Nov. 18)

All-time games in Rupp Arena: 2
UK record in Rupp vs. UV: 2-0
Last time in Rupp Arena: UK, 82-74 (11/18/19)

Mount St. Mary's (Nov. 22)

All-time games in Rupp Arena: 1
UK record in Rupp vs. MSM: 1-0
Last time in Rupp Arena: UK, 82-62 (11/22/19)

Lamar (Nov. 24)

All-time games in Rupp Arena: 4
UK record in Rupp vs. LU: 4-0
Last time in Rupp Arena: UK, 81-56 (11/24/19)

UAB (Nov. 29)

All-time games in Rupp Arena: 2
UK record in Rupp vs. UAB: 2-0
Last time in Rupp Arena: UK, 69-58 (11/29/19)

Fairleigh Dickinson (Dec. 7)

All-time games in Rupp Arena: 1
UK record in Rupp vs. FDU: 1-0
Last time in Rupp Arena: UK, 83-52 (12/7/19)

Georgia Tech (Dec. 14)

All-time games in Rupp Arena: 4
UK record in Rupp vs. GT: 4-0
Last time in Rupp Arena: UK, 67-53 (12/14/19)

Louisville (Dec. 28)

All-time games in Rupp Arena: 20
UK record in Rupp vs. UofL: 16-4
Last time in Rupp Arena: UK, 78-70^{OT} (12/28/19)

Missouri (Jan. 4)

All-time games in Rupp Arena: 5
UK record in Rupp vs. MU: 5-0
Last time in Rupp Arena: UK, 71-59 (1/4/20)

Alabama (Jan. 11)

All-time games in Rupp Arena: 32
UK record in Rupp vs. UA: 27-5
Last time in Rupp Arena: UK, 76-67 (1/11/20)

Georgia (Jan. 21)

All-time games in Rupp Arena: 40
UK record in Rupp vs. UGA: 36-4
Last time in Rupp Arena: UK, 66-61 (12/31/17)

Vanderbilt (Jan. 29)

All-time games in Rupp Arena: 41
UK record in Rupp vs. VU: 39-2
Last time in Rupp Arena: UK, 56-47 (1/12/19)

Mississippi State (Feb. 4)

All-time games in Rupp Arena: 30
UK record in Rupp vs. MSU: 28-2
Last time in Rupp Arena: UK, 76-55 (1/22/19)

Ole Miss (Feb. 15)

All-time games in Rupp Arena: 31
UK record in Rupp vs. OM: 30-1
Last time in Rupp Arena: UK, 96-78 (2/28/18)

Florida (Feb. 22)

All-time games in Rupp Arena: 43
UK record in Rupp vs. UF: 35-8
Last time in Rupp Arena: UK, 66-57 (3/9/19)

Auburn (Feb. 29)

All-time games in Rupp Arena: 30
UK record in Rupp vs. AU: 28-2
Last time in Rupp Arena: UK, 80-53 (2/23/19)

Tennessee (March 3)

All-time games in Rupp Arena: 43
UK record in Rupp vs. UT: 38-5
Last time in Rupp Arena: UK, 86-69 (2/16/19)



COACH CALIPARI

UK vs. AP Ranked Foes Under Cal

In John Calipari Era (2009-Present)

61-32

vs. No. 3 Louisville	Dec. 28, 2019	W, 78-70 ^{OT}
vs. No. 5 Ohio State (Las Vegas)	Dec. 21, 2019	L, 71-65
vs. No. 1 Michigan State (New York)	Nov. 5, 2019	W, 69-62
vs. No. 14 Auburn (NCAAT)	March 31, 2019	L 77-71 ^{OT}
vs. No. 11 Houston (NCAAT)	March 29, 2019	W, 62-58
vs. No. 19 Wofford (NCAAT)	March 23, 2019	W, 62-56
vs. No. 8 Tennessee (SECT)	March 16, 2019	L, 82-78
at No. 7 Tennessee	March 2, 2019	L, 71-52
vs. No. 1 Tennessee	Feb. 16, 2019	W, 86-69
vs. No. 19 LSU	Feb. 13, 2019	L, 73-71
vs. No. 9 Kansas	Jan. 26, 2019	W, 71-63
vs. No. 22 Mississippi State	Jan. 22, 2019	W, 76-55
at No. 14 Auburn	Jan. 19, 2019	W, 82-80
vs. No. 9 North Carolina (Chicago)	Dec. 22, 2018	W, 80-72
vs. No. 4 Duke (Indianapolis)	Nov. 6, 2018	L, 118-84
vs. No. 13 Tennessee (SECT)	March 11, 2018	W, 77-72
at No. 10 Auburn	Feb. 14, 2018	L, 76-66
vs. No. 15 Tennessee	Feb. 6, 2018	L, 61-59
at No. 7 West Virginia	Jan. 27, 2018	W, 83-76
at No. 23 Tennessee	Jan. 6, 2018	L, 76-65
vs. No. 4 Kansas (Chicago)	Nov. 14, 2017	L, 65-61
vs. No. 6 North Carolina (NCAAT)	March 26, 2017	L, 75-73
vs. No. 8 UCLA (NCAA)	March 24, 2017	W, 86-75
vs. No. 19 Wichita State (NCAAT)	March 19, 2017	W, 65-62
vs. No. 13 Florida	Feb. 25, 2017	W, 76-66
at No. 24 Florida	Feb. 4, 2017	L, 88-66
vs. No. 2 Kansas	Jan. 28, 2017	L, 79-73
vs. No. 24 South Carolina	Jan. 21, 2017	W, 85-69
at No. 10 Louisville	Dec. 21, 2016	L, 73-70
vs. No. 7 North Carolina (Las Vegas)	Dec. 17, 2016	W, 103-100
vs. No. 11 UCLA	Dec. 3, 2016	L, 97-92
vs. No. 13 Michigan State (New York)	Nov. 15, 2016	W, 69-48
vs. No. 14 Indiana (NCAAT)	March 19, 2016	L, 73-67
vs. No. 17 Texas A&M (SECT)	March 13, 2016	W, 82-77
at No. 4 Kansas	Jan. 30, 2016	L, 90-84
vs. No. 16 Louisville	Dec. 27, 2015	W, 75-73
vs. No. 5 Duke (Chicago)	Nov. 17, 2015	W, 74-63
vs. No. 3 Wisconsin (NCAAT)	April 4, 2015	L, 71-64
vs. No. 8 Notre Dame (NCAAT)	March 28, 2015	W, 68-66
vs. No. 20 West Virginia (NCAAT)	March 26, 2015	W, 78-39
vs. No. 21 Arkansas (SECT)	March 15, 2015	W, 78-63
vs. No. 18 Arkansas	Feb. 28, 2015	W, 84-67
at No. 4 Louisville	Dec. 27, 2014	W, 58-50
vs. No. 21 North Carolina	Dec. 13, 2014	W, 84-70
vs. No. 6 Texas	Dec. 5, 2014	W, 63-51
vs. No. 5 Kansas (Indianapolis)	Nov. 18, 2014	W, 72-40
vs. No. 18 UConn (NCAAT)	April 7, 2014	L, 60-54
vs. No. 12 Wisconsin (NCAAT)	April 5, 2014	W, 74-73
vs. No. 7 Michigan (NCAAT)	March 30, 2014	W, 75-72
vs. No. 5 Louisville (NCAAT)	March 28, 2014	W, 74-69
vs. No. 2 Wichita State (NCAAT)	March 23, 2014	W, 78-76
vs. No. 1 Florida (SECT)	March 16, 2014	L, 61-60
at No. 1 Florida	March 8, 2014	L, 84-65
vs. No. 3 Florida	Feb. 15, 2014	L, 69-59
vs. No. 4 Louisville	Dec. 28, 2013	W, 73-66
at No. 18 North Carolina	Dec. 14, 2013	L, 82-77
vs. No. 20 Baylor (Dallas)	Dec. 6, 2013	L, 67-62
vs. No. 2 Michigan St. (Chicago)	Nov. 12, 2013	L, 78-74
vs. No. 11 Florida	March 9, 2013	W, 61-57
at No. 7 Florida	Feb. 12, 2013	L, 69-52
at No. 16 Ole Miss	Jan. 29, 2013	W, 87-74
at No. 4 Louisville	Dec. 29, 2012	L, 80-77
vs. No. 9 Duke (Atlanta)	Nov. 13, 2012	L, 75-68
vs. No. 6 Kansas (NCAAT)	April 2, 2012	W, 67-59
vs. No. 17 Louisville (NCAAT)	March 31, 2012	W, 69-61
vs. No. 9 Baylor (NCAAT)	March 25, 2012	W, 82-70
vs. No. 16 Indiana (NCAAT)	March 23, 2012	W, 87-71
vs. No. 22 Florida (SECT)	March 10, 2012	W, 74-71
at No. 16 Florida	March 4, 2012	W, 74-59
vs. No. 8 Florida	Feb. 7, 2012	W, 78-58
vs. No. 4 Louisville	Dec. 31, 2011	W, 69-62
vs. No. 5 North Carolina	Dec. 3, 2011	W, 73-72
vs. No. 12 Kansas (New York)	Nov. 15, 2011	W, 75-65
vs. No. 9 UConn (NCAAT)	April 2, 2011	L, 56-55
vs. No. 7 North Carolina (NCAAT)	March 27, 2011	W, 76-69
vs. No. 1 Ohio State (NCAAT)	March 25, 2011	W, 62-60
vs. No. 22 West Virginia (NCAAT)	March 19, 2011	W, 71-63
vs. No. 12 Florida (SECT)	March 13, 2011	W, 70-54
vs. No. 21 Vanderbilt	March 1, 2011	W, 68-66
vs. No. 13 Florida	Feb. 26, 2011	W, 76-68
at No. 21 Vanderbilt	Feb. 12, 2011	L, 81-77
at No. 22 Louisville	Dec. 31, 2010	W, 78-63
vs. No. 23 Notre Dame (Louisville)	Dec. 8, 2010	W, 72-58
vs. No. 13 Washington (Maui)	Nov. 23, 2010	W, 74-67
vs. No. 6 West Virginia (NCAAT)	March 27, 2010	L, 73-66
vs. No. 15 Tennessee (SECT)	March 13, 2010	W, 74-45
at No. 19 Tennessee	Feb. 27, 2010	L, 74-65
at No. 17 Vanderbilt	Feb. 20, 2010	W, 58-56
vs. No. 12 Tennessee	Feb. 13, 2010	W, 73-62
vs. No. 25 Ole Miss	Feb. 2, 2010	W, 85-75
vs. No. 21 Vanderbilt	Jan. 30, 2010	W, 85-72
vs. No. 14 UConn (New York)	Dec. 9, 2009	W, 64-61
vs. No. 10 North Carolina	Dec. 5, 2009	W, 68-66

Calipari's Record at UK ...

vs. No. 1	3-2
vs. Top 3	5-6
vs. Top 5	12-11
vs. Top 10	25-20
vs. Top 15	39-24
vs. Top 20	50-29
vs. Top 25	61-32
Home	21-5
Away	7-12
Neutral	33-15
SEC Tourney	5-2
NCAA Tourney	17-7

Second Tour: Calipari, UK Agree to New Long-Term Contract

John Calipari, who owns more wins, more NCAA Tournament wins, more Final Four appearances, more Elite Eight berths and more Sweet 16 showings than any other coach since his arrival at Kentucky, signed a new long-term contract with the school in June that offers the opportunity to end his career in Lexington.

The new deal, with total guaranteed compensation – which includes base salary and media/endorsement payments – is valued at \$86 million over the lifetime of the contract. With a base salary of \$400,000 per season from the university, Calipari will make \$8 million in total compensation over the next two seasons with increases starting in 2021-22 (\$8.5 million per year for four seasons) and 2025-26 (\$9 million per year for four seasons).

The only incentive included in Calipari's new contract remains the performance of the men's basketball team in the Academic Progress Rate, a metric created by the NCAA to measure academic eligibility, retention and graduation. The bonus will remain unchanged at \$50,000 from the previous contract for meeting the threshold of 975. The men's basketball team has earned an NCAA award in five straight seasons for finishing among the top 10% of Division I men's basketball schools.

Calipari's new contract will no longer include a retention bonus. Beginning with the sixth contract year of the agreed upon terms, Calipari has the option to step down as the head coach and become special assistant to the athletics director/university representative. He would receive \$950,000 in annual compensation for the position.

Calipari is calling the start of his second decade at Kentucky his "second tour" after unprecedented success in his first decade. His goal is for the program to build on that success and do even bigger things on the second tour.

A Decorated Decade

Through 10 years at Kentucky (entering 2019-20), John Calipari's time in Lexington has been every bit as successful -- and more -- as fans hoped when he agreed to become the head coach at Kentucky back in the spring of 2009.

By just about every measure, he's the most successful coach in college basketball during the last decade. Among schools who have been to at least two Elite Eights and a Final Four since 2009-10, Calipari ranks:

- First in wins (317), through games on Jan. 15
- First in NCAA Tournament wins (31)
- Fourth in NCAA titles (one)
- First in Final Four appearances (four)
- First in Elite Eight appearances (seven)
- First in Sweet 16 appearances (eight)
- Third in regular-season conference titles (five)
- Second in league tournament titles (six)

Calipari Named Coach of the Decade

Underscored by more victories than any other coach or program over the last 10 seasons, more Final Four appearances, a record number of NBA Draft picks, and the 2012 national championship, John Calipari was recently named the College Basketball Coach of the Decade by Sporting News.

In a piece penned by national writer Mike DeCourcy, Sporting News credits Calipari for changing the college basketball landscape. Detailing Calipari's success – what DeCourcy described as a "college basketball revolution" – DeCourcy wrote that "no one defined the 2010s in the same way as Calipari ... nor achieved the same degree of consistent success."

In an era where kids can enter the NBA Draft at 19 years old, Calipari masterfully balanced the priority of players' long-term professional dreams with individual and team development, leading to on-court success that no other team has matched the last decade.

"I knew we were going to make the program — and I said it at the press conference — it was going to be a players-first program," Calipari told Sporting News. "We were going to make decisions based on them and their needs. And it's not just about the name on the front. It'll be about the name on the back. That's how we're going to do this."

First-Ballot Hall of Famer

Kentucky men's basketball coach John Calipari joined basketball's fraternity of legends in September 2015 after being elected to the Naismith Memorial Basketball Hall of Fame on the first ballot.

Calipari joined an elite group of basketball players and coaches in the Naismith Hall of Fame, considered to be one of the ultimate honors in the sport. The Class of 2015 included Calipari, Dick Bevetta, Wildcat Louie Dampier, Lindsay Gaze, Tom Heinsohn, John Isaacs, Spencer Haywood, Lisa Leslie, Dikembe Mutombo, George Raveling and JoJo White.

Moving Up the Kentucky Career Wins List

With an 80-53 victory vs. Auburn on Feb. 23, 2019, John Calipari moved past Joe B. Hall for the second-most wins in program history. Calipari trails only the legendary Adolph Rupp (876 wins) for the most wins at UK and earned win No. 300 at Ole Miss on March 5, 2019.

When Calipari tied Hall with his 297th win at Missouri on Feb. 19, 2019, he did so 32 games faster than Hall and just two games slower than Rupp.

Although he's still climbing the charts, he's doing it nearly as fast as anyone else in NCAA history. With the win over Ole Miss, Calipari became the fourth-fastest coach to 300 wins (369 games) at one program in NCAA history. Only Bill Self (358 games at Kansas), Claire Bee (359 games at Long Island) and Rupp (366 at UK) got there faster.

Calipari passed Tubby Smith on Dec. 1 for the third-most coached games at UK. Smith's 10-year career with the Wildcats ended with his 346th game. Calipari and UK's win over UNC Greensboro on Dec. 1, 2018 marked the 347th career game he's been at the helm. Rupp is obviously first in games coached with a 42-year tenure spanning 1,066 career games.

ON PACE WITH THE BARON OF THE BLUEGRASS

Legendary coach Adolph Rupp won 876 career games while he was the coach of UK. He also led Kentucky to four NCAA titles during his 41-year tenure. John Calipari is just behind pace with Rupp to begin his career at UK in total victories. Calipari (.809) is slightly behind Rupp (.822) in total UK career winning percentage.

Coach	Games	Record	Next Game (393rd Game)
Adolph Rupp	392	324-68	def. Xavier 79-37 (Dec. 17, 1947)
John Calipari	392	317-75	at Arkansas (Jan. 18, 2020)



COACH CALIPARI

has captured the SEC five times in 2010, 12, 15, 16 and 17.

Perhaps more impressive is that Calipari has 30 combined regular-season and tournament championships after the 2018 SEC Tournament title. That trails only Mark Few of Gonzaga (33 titles with the West Coast Conference regular-season title in 2019) among all active coaches. All-time, Calipari trails only the great Adolph Rupp (41) and Few.

30 is the new 20

With a 71-67 win over Mississippi State on Feb. 9, 2019, John Calipari achieved another feat in his decorated coaching career. With his 20th victory in 2019, he secured his 25th consecutive on-court 20-win season. He leads all active coaches with that streak, ahead of Mike Krzyzewski (23) and Bill Self (21).

With a Sweet 16 win over Houston in the 2019 NCAA Tournament, Calipari and the Cats clinched a 30-win season for the fifth time as UK's head coach. Calipari has 11 seasons with 30 or more on-court wins. Only Krzyzewski (15) and Roy Williams (12) have more 30-win seasons as an active head coach. Calipari is the first coach in NCAA Division I history to record five straight on-court 30-win seasons, notching 30 wins in consecutive seasons from 2005-06 to 2009-10.

There's No Place Like Home

Since his 1991-92 season at UMass, John Calipari-coached teams have posted a 387-32 (.924) record at home. At UK, Coach Cal is 177-10 (.947) in Rupp Arena.

In five of Calipari's 11 seasons at Kentucky, the Wildcats have posted an undefeated record at home, including a school-record 19-0 mark during the 2014-15 season.

Calipari owns both of UK's longest winning streaks in the arena. He began his career at UK with a 54-game winning streak at Rupp Arena. It was the longest winning streak since the arena opened in 1976. With a win over Georgia on Feb. 9, 2016, he secured the second-longest streak in the storied building at 34 games (which ended at 42).

Coach	Streak (Yrs)
1. John Calipari	54 (2010-13)
2. John Calipari	42 (2014-17)
3. Rick Pitino	33 (1992-94)
4. Joe B. Hall	30 (1981-82)
5. Rick Pitino	27 (1995-97)

Life Away From Home Isn't So Bad Either

As good as John Calipari's team's have been at home, they're pretty good in hostile environments on the road. Dating back to the 2005-06 season, Calipari has recorded a 101-46 (.687) record on the road. At neutral-site venues, Kentucky is 78-23 (.772) all-time under Calipari.

Calipari at No. 1

John Calipari is one of just two coaches (Frank McGuire) to lead three programs to a No. 1 ranking.

Calipari has led seven of his 11 UK teams to the No. 1 ranking and eight of his last 13 teams to the top (he's done it 10 times overall). When Coach Cal's teams are at the top, they're difficult to knock off:

- Calipari is 110-13 (.894) as the top-ranked Associated Press Top 25 coach in the country
- He's 69-8 (.896) when his team is atop the AP Top 25 as UK's head coach
- Calipari tallied a 32-4 mark at UMass at No. 1 and he was 9-1 at Memphis
- He (110) trails only Duke's Mike Krzyzewski (219) in active coaches with victories at No. 1
- Calipari has coached 123 career games as a No. 1 team, fourth most in NCAA history, trailing Krzyzewski (254), John Wooden (228) and Adolph Rupp (127)
- Among coaches who have owned a No. 1 ranking in at least 119 games, Calipari's winning percentage of .894 trails only Wooden (.952) and is ahead of active coach Krzyzewski (.862)
- Calipari is 6-4 vs. the AP top-ranked team in the land, including 3-2 at Kentucky after defeating Michigan State on Nov. 5
- According to ESPN, his .600 winning percentage against the No. 1 ranked team is the best for any head coach

The Success Rate

John Calipari has graduated 100% of the players (20 of 20) who have been eligible to receive their diploma by the end of their senior years and exhausted their athletic eligibility. Of that group, Brad Calipari, Patrick Patterson, Jarrod Polson and Alex Poythress completed their degrees in three years.

In the NCAA's Academic Progress Rate, which measures eligibility, retention and graduation, Kentucky has posted a single-year Academic Progress Rate of 977 or higher in every season under Calipari, including a perfect 1,000 in the last six single-year reports. UK's four-year composite score in the most recent report, which was released in May 2019, was a 1,000, earning the team an NCAA academic award for the fifth year in a row for finishing in the top 10% of Division I men's basketball programs.

Dream Maker

As someone who prides himself on helping young men reach their dreams, John Calipari has helped 49 players earn selection in the NBA Draft during his college coaching career, including 38 in his first 10 seasons at Kentucky, more than any other coach.

- Four No. 1 overall selections (Derrick Rose, John Wall, Anthony Davis and Karl-Anthony Towns) during the nine drafts from 2008 to 2016. No other coach has more than three No. 1 picks
- In 2010, five of his UK players were selected in the first round for the first time in NBA history
- His six players in the 2012 and 2015 NBA drafts are the most in the two-round era
- Churned out 38 NBA Draft picks, 29 first-rounders, three No. 1 selections, seven top-five picks and 21 lottery picks at Kentucky
- Of the 60 players who have finished their college careers at Kentucky under Calipari, 38 have been selected in the NBA Draft, a 63.3% success rate. Another five of those made the NBA, and the majority of the rest were walk-ons
- Of the 27 players at UK who have declared for the NBA Draft after their freshman seasons, 25 have been first-round picks. All 27 have played a game in the NBA. He is 29 for 31 in that regard when including his players from Memphis
- Only coach to produce the top two picks in the same draft (2012 - Anthony Davis and Michael Kidd-Gilchrist)
- Produced a top-10 pick in 12 straight drafts since 2008, the only school to do so during that time period

Recruiting Trail

The Wildcats have signed more top-25 players under John Calipari's leadership than any other school. Nearly a quarter of all Rivals' top-10 prospects nationally over the past 11 classes have signed with Coach Cal and the Cats. The following list does not include transfers (freshman signees only).

PLAYER (YEAR)	ESPN	RIVALS	247	MCD	JB
Devin Askew ('20)	24	22	27		
BJ Boston ('20)	12	17	16		
Terrence Clarke ('20)	7	4	4		
Cam'Ron Fletcher ('20)	47	41	46		
Isaiah Jackson ('20)	27	24	32		
Lance Ware ('20)	45	33	35		
Dontaie Allen ('19)	NR	68	98		
Keion Brooks Jr. ('19)	36	29	14		Y
Brennan Canada ('19)	NR@	NR@	NR@		
Johnny Juzang ('19)	30	34	31		
Tyrese Maxey ('19)	13	10	10	Y	Y
Kahlil Whitney ('19)	12	14	11	Y	Y
Ashton Hagans ('18)	20	13	12		
Tyler Herro ('18)	30	36	38	Y	Y
Keldon Johnson ('18)	7	15	18	Y	Y
EJ Montgomery ('18)	14	11	6	Y	
Zan Payne ('18)	NR	NR	NR		
Immanuel Quickley ('18)	25	22	19	Y	
Jemarl Baker Jr. ('17)	66	82	90		
Hamidou Diallo ('17)	11~	10~	11		
Shai Gilgeous-Alexander ('17)	35	34	20		
Quade Green ('17)	24	22	33	Y	Y
Kevin Knox ('17)	10	10	18	Y	Y
Nick Richards ('17)	17	17	15	Y	Y
Jarrod Vanderbilt ('17)	19	14	12	Y	Y
PJ Washington ('17)	12	15	9	Y	Y
Bam Adebayo ('16)	5	7	12	Y	Y
Brad Calipari ('16)	NR	NR	NR		
De'Aaron Fox ('16)	6	6	6	Y	Y
Wenyen Gabriel ('16)	14	13	14	Y	
Sacha Killeya-Jones ('16)	24	24	25	Y	
Malik Monk ('16)	9	9	10	Y	Y
Tai Wynyard ('16)	NR	NR	NR		
Isaiah Briscoe ('15)	13	10	16	Y	Y
Jonny David ('15)	NR@	NR@	NR@		
Isaac Humphries ('15)	49	NR^	62		
Skal Labissiere ('15)	2	1	2	Y	
Charles Matthews ('15)	42	48	74	Y	
Jamal Murray ('15)	NA^	9	10		
Devin Booker ('14)	18	29	22	Y	Y
Trey Lyles ('14)	6	13	17	Y	Y
Karl-Anthony Towns ('14)	9	5	2	Y	Y
Tyler Ulis ('14)	25	21	20	Y	Y
EJ Lforeal ('13)	NR@	NR@	NR@		
Aaron Harrison ('13)	9	7	5	Y	Y
Andrew Harrison ('13)	5	5	3	Y	Y
Dominique Hawkins ('13)	NR	NR	151		
Dakari Johnson ('13)	7	9	8	Y	Y
Marcus Lee ('13)	25	19	14	Y	Y
Julius Randle ('13)	3	2	2	Y	Y
Derek Willis ('13)	NR	115	58		
James Young ('13)	8	11	10	Y	Y
Archie Goodwin ('12)	15	14	18	Y	Y
Willie Cauley-Stein ('12)	40	40	47		
Nerlens Noel ('12)	1	2	1	Y	
Alex Poythress ('12)	13	8	7	Y	Y
Anthony Davis ('11)	1	2	1	Y	Y
Michael Kidd-Gilchrist ('11)	4	3	2	Y	Y
Sam Malone ('11)	NR@	NR@	NR@		
Brian Long ('11)	NR@	NR@	NR@		
Marquis Teague ('11)	8	5	6	Y	Y
Kyle Wiltjer ('11)	19	22	21	Y	Y
Terrence Jones ('10)	9	13	8*	Y	Y
Enes Kanter ('10)	25	3	3*		
Brandon Knight ('10)	4	6	6*	Y	Y
Doron Lamb ('10)	29	21	28*	Y	Y
Jarrod Polson ('10)	NR@	NR@	NR*@		
Stacey Poole, Jr. ('10)	51	33	67*		
Eric Bledsoe ('09)	NR	23	37*		
DeMarcus Cousins ('09)	4	2	3*	Y	Y
Jon Hood ('09)	92	40	46*		
Daniel Orton ('09)	13	22	17*	Y	
John Wall ('09)	5	1	2*	Y	
Top-10 Players	22	24	23		
Top-25 Players	45	48	46		
Top-50 Players	56	59	57		
McDonald's All-Americans				35	
Jordan Brand Classic All-Americans					40

* Scout.com ranking | ~ final ranking in the 2017 class before early enrollment | ^ reclassified after final rankings were released @ originally joined team as walk-on



COACH CALIPARI

Developing Talent

John Calipari hasn't just signed the best talent in the country while he's been at Kentucky; he's been the best at developing that talent and getting it ready for the next level. Of the 35 top-25 Rivals.com players Kentucky has signed and have completed their college eligibility at UK, 31 were drafted and 25 were selected in the first round. But that's only half the story. Calipari's players don't just make it to the pros; they're better prepared than anyone else. The proof is in the numbers.

Over the course of his career, Calipari's 50-plus NBA pros have amassed more than \$2.26 billion in NBA contracts, which doesn't include endorsement deals and overseas contracts. Of his UK players in the NBA, they've earned just shy of \$1.9 billion in guaranteed contracts.

There's more: Of UK's 21 lottery picks in the Calipari era, 14 have earned second contracts in the NBA with seven of them cashing in on max contracts. Of the seven who haven't earned contracts, all have been drafted in the last three years and are still on their rookie deal. Over the last 10 years, there have been 22 lottery picks who earned max contracts in the NBA. Seven of them attended Kentucky.

Double-Digit Win Streaks

John Calipari's teams have posted 19 streaks of 10 or more wins at Kentucky, Memphis and UMass, including seven at UK.

They have won 15 or more straight games nine times, 20 or more six times, 25 or more five times, and 30 or more one time. Of course, the most famous streak was the 38-0 start during the 2014-15 season.

1. 38 Kentucky, 2014-15	6. 24 Kentucky, 2011-12	T10. 14 UMass, 1991-92	T16. 10 Kentucky, 2018-19
2. 27 Memphis, 2008-09	7. 19 Kentucky, 2009-10	T12. 12 Memphis, 2007-08	T16. 10 Kentucky, 2010-11
T3. 26 Memphis, 2007-08	8. 16 UMass, 1994-95	T12. 12 Memphis, 2002-03	T16. 10 Memphis, 2001-02
T3. 26 UMass, 1995-96	9. 15 Memphis, 2005-06	T12. 12 UMass, 1992-93	T16. 10 UMass, 1993-94
5. 25 Memphis, 2006-07	T10. 14 Kentucky, 2016-17	15. 11 Memphis, 2003-04	

Calipari Knows Defense

Defense has always been a staple of John Calipari-coached teams. Dating back to complete NCAA records beginning in 2001-02, Calipari's teams have been among national leaders in several critical defensive categories.

Year	FG% Def.	3PT FG% Def.	Rebound Margin	Scoring Margin	Blocks
2001-02 (UM)	13th (39.5)	N/A (29.3)	11th (+6.6)	15th (+11.2)	54th (4.4)
2002-03 (UM)	28th (40.6)	N/A (29.3)	44th (+4.1)	32nd (+8.0)	26th (5.1)
2003-04 (UM)	34th (40.5)	N/A (35.8)	58th (+3.4)	48th (+7.1)	20th (5.0)
2004-05 (UM)	4th (38.4)	N/A (32.7)	75th (+2.9)	62nd (+5.9)	13th (5.4)
2005-06 (UM)	2nd (38.0)	N/A (30.3)	9th (+6.7)	5th (+14.6)	8th (6.4)
2006-07 (UM)	12th (39.0)	N/A (31.3)	28th (+5.3)	5th (+5.8)	12th (5.9)
2007-08 (UM)	12th (39.1)	N/A (30.2)	16th (+6.2)	2nd (+18.0)	8th (6.1)
2008-09 (UM)	1st (37.1)	10th (30.0)	19th (+6.1)	2nd (+16.3)	7th (6.0)
2009-10 (UK)	3rd (37.8)	47th (31.3)	4th (+8.1)	6th (+14.3)	4th (7.2)
2010-11 (UK)	15th (39.4)	59th (32.4)	60th (+3.6)	13th (+11.4)	3rd (6.3)
2011-12 (UK)	1st (37.4)	67th (31.8)	12th (+6.8)	1st (+16.8)	1st (8.6)
2012-13 (UK)	30th (39.2)	104th (32.4)	48th (+4.3)	48th (+8.2)	3rd (6.6)
2013-14 (UK)	59th (41.1)	67th (32.2)	2nd (+9.4)	43rd (+8.2)	13th (5.9)
2014-15 (UK)	1st (35.4)	3rd (27.1)	15th (+6.8)	1st (+20.1)	2nd (6.9)
2015-16 (UK)	24th (39.7)	75th (32.6)	39th (+5.2)	17th (+11.4)	6th (5.8)
2016-17 (UK)	98th (42.4)	12th (30.6)	39th (+4.7)	9th (+13.4)	15th (5.3)
2017-18 (UK)	14th (40.4)	4th (30.1)	40th (+5.1)	68th (+6.5)	31st (4.8)
2018-19 (UK)	19th (40.0)	189th (34.3)	4th (+9.4)	21st (+11.1)	21st (4.8)
2019-20 (UK)	35th (38.7)	47th (29.4)	49th (+5.6)	40th (+11.3)	29th (5.0)

*through games on Jan. 15

Calipari Perfect vs. Former Assistants

John Calipari has made it known that he doesn't enjoy coaching against friends. That hasn't stopped him from winning anyway. Calipari is 17-0 all-time when coaching against former assistants.

- Orlando Antigua - 1-0
- Tony Barbee - 8-0
- Bruiser Flint - 2-0
- Derek Kellogg - 1-0
- Chuck Martin - 2-0
- Josh Pastner - 1-0
- Steve Roccaforte - 2-0

#LaFamilia NBA Awards

NBA Player of the Year Derrick Rose	2011	Derrick Rose (1st) Derrick Rose (1st) All-NBA Rookie Team	2012 2011	Anthony Davis (2nd) John Wall (2nd) Marcus Camby (1st)	2015 2015 2008	Anthony Davis John Wall Derrick Rose	2014 2014 2012
NBA Rookie of the Year Karl-Anthony Towns Tyreke Evans Derrick Rose	2016 2010 2009	Shai Gilgeous-Alexander (2nd) Jamal Murray (2nd) Karl-Anthony Towns (1st) Devin Booker (1st)	2019 2017 2016 2016	Marcus Camby (1st) Marcus Camby (1st) Marcus Camby (2nd) Marcus Camby (2nd)	2007 2006 2006 2005	Derrick Rose Derrick Rose Derrick Rose	2011 2011 2010
NBA Defensive Player of the Year Marcus Camby	2007	Willie Cauley-Stein (2nd) Nerlens Noel (1st) Anthony Davis (1st) Michael Kidd-Gilchrist (2nd)	2016 2015 2013 2013	NBA All-Star Team Anthony Davis Karl-Anthony Towns DeMarcus Cousins	2019 2019 2018	All-Star Game MVP Anthony Davis	2017
NBA Cares Community Assist Award DeMarcus Cousins John Wall	2017 2016	Brandon Knight (1st) DeMarcus Cousins (1st) John Wall (1st) Eric Bledsoe (2nd)	2012 2011 2011 2011	Anthony Davis Karl-Anthony Towns John Wall DeMarcus Cousins	2018 2018 2018 2017	Rising Stars Challenge MVP Jamal Murray John Wall Tyreke Evans	2017 2011 2010
All-NBA Team Anthony Davis (1st) Karl-Anthony Towns (3rd) Anthony Davis (1st) John Wall (3rd)	2018 2018 2017 2017	Tyreke Evans (1st) Derrick Rose (1st) Marcus Camby (1st)	2010 2010 1997	Anthony Davis John Wall DeMarcus Cousins Anthony Davis John Wall	2017 2017 2016 2016 2016	Slam Dunk Contest Winner Hamidou Diallo John Wall	2019 2014
DeMarcus Cousins (2nd) Anthony Davis (1st) DeMarcus Cousins (2nd)	2016 2015 2015	All-NBA Defensive Team Eric Bledsoe (1st) Anthony Davis (1st) Anthony Davis (2nd)	2019 2018 2017	Anthony Davis DeMarcus Cousins Anthony Davis John Wall	2015 2015 2015 2015	3-Point Contest Winner Devin Booker	2018
						Skills Challenge Winner Karl-Anthony Towns	2016



COACH CALIPARI

A “players-first” coach with a penchant for helping people reach their dreams, John Calipari, a Naismith Memorial Basketball Hall of Famer, has guided six teams to the Final Four, led one to a national championship and helped 49 players earn selection in the NBA Draft during his 27-year college coaching career.

Calipari guided Kentucky to its eighth national championship and his first national title in 2012. In becoming only the second coach in NCAA history to lead three different schools to the Final Four, he has racked up more than 700 on-court victories, 20 NCAA Tournament on-court appearances, six Final Fours and numerous national coach of the year honors.

From UMass to Memphis and now Kentucky, Calipari’s career has been successful throughout, but his most recent run in Lexington has been the best stretch of his career. During Calipari’s 10 seasons at UK, he leads all coaches in total wins (305), NCAA Tournament wins (31), Final Fours (four), Elite Eights (seven) and Sweet 16s (eight).

In 2015, Coach Cal led college basketball’s first ever 38-0 team, and became one of just three coaches to make four Final Fours in a five-year span. At the end of the season, Calipari became the 96th coach to join the Naismith Memorial Basketball Hall of Fame.

While building a program out of obscurity at Massachusetts, laying the foundation at Memphis and restoring luster at the sport’s greatest program at Kentucky, he totaled the second-most wins in NCAA history in the first 20 years of a college coaching career.

Quite honestly, though, Calipari’s on-court success overshadows a much more significant picture.

In his goal to lead a players-first program, he has helped more than 50 young men realize their dreams and reach the NBA level with 49 players earning NBA Draft selections, including a record five first-round draft picks in 2010. Two years later, six Wildcats heard their names called at the 2012 draft, the most in the two-round draft era. UK, with Calipari’s help, would tie those six picks again in 2015, including a record-tying four lottery selections. His four No. 1 overall picks are more than any other coach, and he’s had 38 players drafted during his first 10 years at Kentucky, including 29 first-round picks.

Calipari’s players have entered the league NBA-ready. His players have garnered 20 All-Star selections, with Anthony Davis winning the game’s MVP honor in 2017. Derrick Rose was named NBA MVP in 2011. Five of his players have been tabbed All-NBA, three have been named NBA Rookie of the Year, and 12 players from Calipari’s first nine teams at Kentucky have made the NBA All-Rookie teams.

Much like he did at UMass, where his players graduated at nearly 80 percent, Calipari has stressed academics. Fifteen of his last 18 seniors at Memphis earned their bachelor’s degrees, and all 18 players at UK who were eligible to graduate by the end of their senior years walked away with a diploma in hand, including four players who earned their degree in just three years. Calipari’s teams routinely have posted a combined team grade-point average of 3.0 or better.

Calipari has raised millions of dollars to help the lives of those in need in the Commonwealth and beyond. He has had a particular passion to assist those impacted by natural disasters. For instance, in 2010, he used a telethon to raise more than \$1 million for victims of the devastating earthquake in Haiti. He followed that up with telethons in 2012, raising \$1 million for victims of Superstorm Sandy, and in 2017, for victims of Hurricane Harvey.

Calipari launched his foundation in 2012, and since then the foundation has worked with several key partners and donated more than \$1.5 million, a figure that does not include matching funds that have been contributed from individuals and corporations. In 2013, Calipari initiated hosting an annual alumni weekend around his basketball fantasy experience with the intent to raise money for charity. After generating \$350,000 for selected organizations and charities during the inaugural game, the weekend has generated millions of dollars for charity since its inception.

In 2017, Coach Cal was named the head coach of the 2017 USA Basketball Men’s U19 World Cup Team, which finished third at the 2017 FIBA U19 World Cup in Cairo.

Author of five books, including the New York Times Best Seller “Players First: Coaching from the Inside Out,” Calipari is a master of communication and maximizing talent. He lives by the motto that “it’s never a matter of how far you have fallen, but instead it’s about how high you bounce back.”

BIOGRAPHICAL INFORMATION

Date of Birth: Feb. 10, 1959 | **Wife:** Ellen
Children: Erin, Megan, Brad

Education
Clarion State (1982)

Head Coaching Experience
University of Massachusetts (1989-96)
New Jersey Nets (NBA) (1997-99)
University of Memphis (2001-09)
University of Kentucky (2010-present)

COACHING AWARDS

- 2019 *The Sporting News* Coach of the Decade
- 2018 Naismith Hall of Fame 'Service Above Self' Honoree
- 2018 NABC Metropolitan Award
- 2015 Naismith Memorial Basketball Hall of Fame Inductee
- 2015 AP National Coach of the Year
- 2015 Naismith National Coach of the Year
- 2015 NABC National Coach of the Year
- 2015 The Sporting News National Coach of the Year
- 2015 Adolph Rupp National Coach of the Year
- 2015 SEC Coach of the Year (AP/Coaches)
- 2015 USBWA District IV Coach of the Year
- 2012 Nell & John Wooden Coach of the Year Leadership Award
- 2012 Naismith National Coach of the Year Finalist
- 2012 SEC Coach of the Year (AP/Coaches)
- 2010 Adolph Rupp National Coach of the Year
- 2010 Naismith National Coach of the Year Finalist
- 2010 SEC Coach of the Year (AP)
- 2010 *Sporting News* SEC Coach of the Year
- 2010 Yahoo! Sports SEC Coach of the Year
- 2010 USBWA District IV Coach of the Year
- 2009 NABC National Co-Coach of the Year
- 2009 *Sports Illustrated* National Coach of the Year
- 2009 Phelan National Coach of the Year
- 2009 Iba National Coach of the Year Finalist
- 2009 C-USA Coach of the Year
- 2008 Naismith National Coach of the Year
- 2008 C-USA Coach of the Year
- 2008 Iba National Coach of the Year Finalist
- 2008 Phelan National Coach of the Year Finalist
- 2007 Phelan National Coach of the Year Finalist
- 2007 USBWA District IV Coach of the Year
- 2007 *Basketball Times* South Region Coach of the Year
- 2006 C-USA Coach of the Year
- 2004 NABC District 7 Coach of the Year
- 1996 Naismith National Coach of the Year
- 1996 NABC National Coach of the Year
- 1996 *The Sporting News* National Coach of the Year
- 1996 Atlantic 10 Coach of the Year
- 1995 Naismith National Coach of the Year Finalist
- 1994 Naismith National Coach of the Year Finalist
- 1994 Atlantic 10 Coach of the Year
- 1993 USBWA District I Coach of the Year
- 1993 Atlantic 10 Coach of the Year
- 1992 Eastern Basketball Coach of the Year

TEAMS	WINS	NCAA TOURNAMENT WINS	NATIONAL TITLES	FINAL FOURS	ELITE EIGHTS	SWEET 16'S	LEAGUE TITLES (RS)	LEAGUE TOURNAMENT TITLES
BUTLER	231	16	0	2	2	3	2	2
DUKE	299	26	2	2	5	7	1	4
FLORIDA	246	18	0	1	5	5	3	1
GONZAGA	304	20	0	1	3	5	9	7
KANSAS	304	24	0	2	5	6	9	5
KENTUCKY	305	31	1	4	7	8	5	6
LOUISVILLE	258	16	1	2	3	4	2	3
MICHIGAN	247	19	0	2	3	5	2	2
MICHIGAN ST.	270	21	0	3	4	6	4	4
N. CAROLINA	277	24	1	2	4	6	5	1
OREGON	251	13	0	1	2	4	2	3
SYRACUSE	252	18	0	2	3	5	2	0
TEXAS TECH	173	8	0	1	2	2	1	0
UCONN	213	13	2	2	2	2	0	2
VILLANOVA	270	17	2	2	2	2	5	4
VIRGINIA	254	13	1	1	2	3	4	2
WISCONSIN	251	18	0	2	2	6	1	1



CAL IN CONFERENCE

SEC COACHES	CONFERENCE	Tournament	Conference
	CHAMPIONSHIPS	Championships	Coach of the Year
Nate Oats, Alabama	2	3	2
Eric Musselman, Arkansas	3	1	1
Bruce Pearl, Auburn	8	3	7
Michael White, Florida	3	0	3
Tom Crean, Georgia	3	0	3
John Calipari, Kentucky	15	15	9
Will Wade, LSU	1	0	1
Cuonzo Martin, Missouri	1	0	1
Kermit Davis, Ole Miss	7	4	4
Ben Howland, Mississippi State	7	4	3
Frank Martin, South Carolina	0	0	1
Rick Barnes, Tennessee	4	1	6
Buzz Williams, Texas A&M	1	0	0
Jerry Stackhouse, Vanderbilt	0	0	0
TOTALS	55	31	41

CALIPARI VS. ALL OPPONENTS

Abilene Christian1-0	Furman1-0	Mount St. Mary's.....1-0	St. Joseph's15-5
Alabama17-4	George Mason1-0	Murray State.....1-0	St. Mary's1-0
Albany1-0	George Washington.....8-9	Nevada1-0	St. Peter's1-0
Arizona1-1	Georgetown.....2-1	New Hampshire.....5-0	Stanford3-2
Arizona State2-1	Georgia18-2	New Mexico.....1-0	Stephen F. Austin1-0
Arkansas12-6	Georgia Tech.....2-1	New Orleans.....1-0	Stony Brook1-0
Arkansas-Little Rock3-0	Gonzaga4-0	NJIT1-0	Syracuse.....3-2
Arkansas-Pine Bluff.....1-0	Grand Canyon1-0	North Carolina7-3	TCU7-1
Arkansas State4-0	Hampton1-0	North Carolina State.....1-0	Temple13-11
Auburn.....11-3	Hartford.....2-0	North Dakota1-0	Tennessee16-11
Austin Peay6-1	Harvard2-0	North Texas1-0	Tennessee State.....1-0
Baylor1-2	Hofstra1-0	Northeastern3-1	Tennessee Tech.....1-0
Belmont2-0	Holy Cross.....4-1	Northern Kentucky2-0	Texas2-2
Boise State1-0	Houston17-3	Northwestern State1-0	Texas A&M.....9-3
Boston7-1	Howard1-0	Notre Dame2-1	Towson State1-0
Boston College.....2-0	Illinois1-1	Oakland1-0	Troy1-0
Bradley1-0	Illinois State1-0	Ohio State.....1-3	Tulane16-0
Bucknell1-0	Indiana3-2	Oklahoma5-1	Tulsa11-1
Buffalo3-0	Iowa0-1	Oklahoma State.....0-2	UAB.....15-3
BYU1-0	Iowa State.....2-0	Old Dominion2-0	UCF5-0
Cal State Northridge1-0	Jackson State2-0	Ole Miss15-4	UCLA4-4
Canisius1-0	Kansas4-6	Oral Roberts1-0	UNC1-0
Central Conn. St.....2-0	Kansas State2-1	Oregon State.....1-0	UNC Asheville.....2-0
Charlotte.....2-3	Keene State1-0	Pennsylvania.....3-0	UNC Greensboro2-0
Chattanooga2-0	Kentucky2-4	Penn State4-4	UNC Wilmington.....1-0
Christian Brothers.....2-0	La Salle.....3-0	Pepperdine1-0	USF10-1
Cincinnati.....6-7	Lafayette (Pa.).....1-0	Pittsburgh2-1	Utah2-2
Cleveland State.....4-0	Lamar5-0	Portland.....3-0	Utah Valley2-0
Coastal Carolina1-0	LIU-Brooklyn1-0	Princeton2-0	UTEP5-0
Colorado1-1	Lipscomb1-0	Providence.....3-1	UT Arlington3-0
Colorado State.....0-1	Long Beach State1-0	Purdue2-1	UT Martin5-0
Columbia1-0	Louisiana Tech1-1	Radford1-0	Valparaiso1-0
Connecticut2-5	Louisville17-7	Rhode Island.....16-2	Vanderbilt17-4
Coppin State1-0	Loyola1-0	Rice4-0	Vermont3-0
Cornell1-0	Lowell2-1	Richmond1-0	Villanova2-0
Dartmouth.....1-0	LSU11-3	Rider1-0	Virginia0-1
Davidson1-0	Manhattan2-0	Robert Morris1-1	Virginia Tech3-0
Dayton1-0	Marist2-0	Rutgers11-4	VMI1-0
DePaul4-2	Marquette3-1	Saint Louis4-3	Wake Forest.....2-1
Detroit1-0	Marshall6-0	Sam Houston State1-0	Washington1-0
Drexel2-0	Maryland5-3	Samford3-0	West Virginia13-7
Duke1-3	Massachusetts.....1-0	Santa Clara.....1-0	Western Kentucky2-0
Duquesne12-4	Memphis1-0	Savannah State1-0	Wichita State2-0
East Carolina7-0	Miami (Fla.)0-1	Seton Hall1-1	Winthrop3-0
East Tennessee State4-0	Miami (Ohio)2-0	Siena4-0	Wisconsin1-1
Eastern Kentucky4-0	Michigan1-0	SMU7-0	Wofford2-0
Eastern Michigan2-0	Michigan State.....3-1	South Carolina14-4	Wright State.....1-0
Evansville0-1	Middle Tennessee.....3-0	Southern Cal2-0	Xavier2-2
Fairfield1-0	Milwaukee1-0	South Connecticut1-0	Yale1-0
Fairleigh Dickinson1-0	Mississippi State14-0	Southeastern Louisiana3-0	
Florida17-8	Mississippi Valley St.....1-0	Southern Illinois1-0	
Florida State1-1	Missouri.....10-3	Southern Miss15-4	
Florida Tech0-1	Monmouth2-0	Southwest Texas St1-0	
Fordham5-0	Montana State.....1-0	St. Bonaventure17-1	
Fort Wayne1-0	Morehead State.....2-0	St. John's.....1-0	

NCAA DIVISION I ACTIVE WINNINGEST COACHES

(On-court by percentage - min. 10 yrs. at Division I level)

NO.	COACH/TEAM	YRS.	PCT.
1.	Mark Few/Gonzaga	20	.823
2.	Roy Williams/UNC	31	.788
3.	John Calipari/Kentucky	27	.780
4.	Mike Krzyzewski/Duke	44	.767
5.	Bill Self/Kansas	26	.763

*numbers at the conclusion of the 2018-19 season

SINCE 2005-06 ...

Since the 2005-06 season, John Calipari's on-court record ranks him as the winningest coach. Totals through games on Jan. 15.

COACH	RECORD
1. John Calipari	454-89
2. Bill Self	439-93
3. Mark Few	427-86
4. Mike Krzyzewski	426-100
5. Roy Williams	409-126

MISCELLANEOUS ON-COURT RECORDS

Overall On-Court Record:762-215 (.780)
 March/April Record:.....163-47 (.776)
 NCAA Record:.....56-19 (.747)
 Record in Conference Games:.....347-105 (.768)
 Record in Conference Tournament:.....57-12 (.826)

- Calipari owns the NCAA's most single-season wins with 38, tying his own record (Memphis in '08 and UK in '12) in 2015 with 38 wins. He owns the most single-season wins at UMass, Memphis and UK
- Calipari is the winningest coach in NCAA Division I history for a five-year span with 173 victories (2008-12)
- Calipari is the first coach in NCAA Division I history to record five straight on-court 30-win seasons. Memphis hit the 30-win plateau from 2006-09
- Calipari is one of only two coaches (Rick Pitino) to lead three different schools to a Final Four
- Calipari is one of only three coaches (John Wooden, Mike Krzyzewski) to go to four Final Fours in five seasons
- Calipari has advanced to the Sweet 16 in 12 of his last 14 seasons and the Elite Eight in 10 of the last 14 seasons
- Calipari started with a 54-0 record in Rupp Arena as head coach of the Wildcats
- Calipari has helped 38 players earn selection in the NBA Draft (29 first-round picks) over the last 19 seasons
- Calipari has more wins (327) in a 10-year period (2006-15) than any other coach in college basketball history
- Calipari is the fourth-fastest NCAA Division I men's basketball coach to reach 300 victories at a single school
- Calipari's 30 combined regular season and tournament league titles trail only Mark Few (33) of Gonzaga for the most among active coaches
- Calipari became the fourth-fastest coach to 700 on-court wins, behind only Adolph Rupp, Jerry Tarkanian and Roy Williams
- Calipari has the second-most wins in school history, behind only Adolph Rupp
- Calipari's 31 NCAA Tournament wins are the most in school history. Rupp had 30



INDIVIDUAL GAME RECORDS CAL ERA

MOST POINTS			MOST REBOUNDS			MOST POINTS/REBOUNDS/ASSISTS		
Pts.	Player vs. Opponent	Date	Rebs	Player vs. Opponent	Date	P/R/A	Player vs. Opponent	Date
47	Malik Monk vs. North Carolina	12/17/16	19	Nick Richards vs. SOUTHERN ILLINOIS	11/9/18	49 (47/0/2)	Malik Monk vs. UNC	12/17/16
39	De'Aaron Fox vs. UCLA	3/24/17	19	Michael Kidd-Gilchrist vs. LOUISVILLE	12/31/11	47 (27/17/3)	Terrence Jones vs. Notre Dame	12/8/10
37	Malik Monk vs. GEORGIA	1/31/17	18	PJ Washington vs. VMI	11/18/18	46 (29/13/4)	PJ Washington vs. Seton Hall	12/8/18
35	Jamal Murray vs. FLORIDA	2/6/16	18	Bam Adebayo vs. Northern Kentucky	3/17/17	46 (39/3/4)	De'Aaron Fox vs. UCLA	3/24/17
35	Terrence Jones vs. AUBURN	1/11/11	18	Anthony Davis vs. CHATTANOOGA	12/17/11	45 (29/13/3)	Terrence Jones vs. Oklahoma	11/22/10
34	Kevin Knox at West Virginia	1/27/17	18	DeMarcus Cousins vs. LOUISVILLE	1/2/10	45 (27/18/0)	DeMarcus Cousins vs. SAM HOUSTON STATE	11/19/09
34	Malik Monk at Ole Miss	12/29/16	18	Patrick Patterson vs. RIDER	11/21/09	44 (24/19/1)	Michael Kidd-Gilchrist vs. LOUISVILLE	12/31/11
33	Malik Monk vs. FLORIDA	2/25/17	18	DeMarcus Cousins vs. SAM HOUSTON STATE	11/19/09	43 (33/9/2)	Jamal Murray at Vanderbilt	2/27/16
33	Jamal Murray at Vanderbilt	2/27/16	17	Keldon Johnson vs. AUBURN	2/23/19	43 (35/8/0)	Terrence Jones vs. AUBURN	1/11/11
33	Jamal Murray vs. Ohio State	12/19/15	17	Terrence Jones vs. Notre Dame	12/8/10	42 (33/4/5)	Malik Monk vs. FLORIDA	2/25/17
32	Doron Lamb vs. WINTHROP	12/22/10	17	Terrence Jones at Washington	11/23/10	42 (23/11/8)	Isaiah Briscoe vs. GEORGIA	1/31/17
30	Shai Gilgeous-Alexander vs. VANDERBILT	1/30/18	16	Weney Gabriel vs. AUBURN	1/14/17	42 (35/6/1)	Jamal Murray vs. FLORIDA	2/6/16
30	Tyler Ulis vs. Texas A&M	3/13/16	16	Julius Randle vs. LSU	3/14/14			
30	Brandon Knight vs. West Virginia	3/19/11	16	Julius Randle vs. UNC ASHEVILLE	11/8/13			
29	Tyler Herro vs. ARKANSAS	2/16/19	16	Nerlens Noel vs. BAYLOR	12/1/12			
29	PJ Washington vs. Seton Hall	12/8/18	16	Anthony Davis vs. Kansas	4/2/12			
29	Shai Gilgeous-Alexander vs. Tennessee	3/11/18	16	Anthony Davis vs. LITTLE ROCK	1/3/12			
29	Julius Randle vs. BELMONT	12/21/13						
29	Terrence Jones vs. Oklahoma	11/22/10						
29	Eric Bledsoe vs. East Tennessee State	3/18/10						

MOST POINTS IN AN SEC GAME			MOST OFFENSIVE REBOUNDS			MOST DEFENSIVE REBOUNDS		
Pts.	Player vs. Opponent	Date	Rebs	Player vs. Opponent	Date	Rebs	Player vs. Opponent	Date
37	Malik Monk vs. GEORGIA	1/31/17	9	Nick Richards vs. SOUTHERN ILLINOIS	11/9/18	15	Terrence Jones vs. Notre Dame	12/8/10
35	Jamal Murray vs. FLORIDA	2/6/16	9	Willie Cauley-Stein vs. ARKANSAS	2/27/14	14	Keldon Johnson vs. AUBURN	2/23/19
35	Terrence Jones vs. AUBURN	1/11/11	9	DeMarcus Cousins vs. OLE MISS	2/2/10	14	DeMarcus Cousins vs. LOUISVILLE	1/2/10
34	Malik Monk at Ole Miss	12/29/16	9	Patrick Patterson vs. RIDER	11/21/09	13	Anthony Davis vs. LSU	3/9/12
33	Malik Monk vs. FLORIDA	2/25/17	8	Bam Adebayo vs. UT MARTIN	11/25/16	13	Michael Kidd-Gilchrist vs. LOUISVILLE	12/31/11
33	Jamal Murray at Vanderbilt	2/27/16	8	Dakari Johnson vs. GRAND CANYON	11/14/14	13	Anthony Davis vs. CHATTANOOGA	12/17/11
30	Shai Gilgeous-Alexander vs. VANDERBILT	1/30/18	8	DeMarcus Cousins vs. VANDERBILT	1/30/10	13	Terrence Jones vs. Washington	11/23/10
29	Tyler Herro vs. ARKANSAS	2/26/19	8	Patrick Patterson at Indiana	12/12/09	12	Jarred Vanderbilt vs. MISSOURI	2/24/18
28	Jamal Murray vs. TENNESSEE	2/18/16	8	DeMarcus Cousins vs. SAM HOUSTON STATE	11/19/09	12	Bam Adebayo vs. Northern Kentucky	3/17/17
28	Anthony Davis vs. VANDERBILT	2/25/12				12	Carl Anthony Towns vs. GEORGIA	2/3/15
27	Malik Monk vs. VANDERBILT	2/28/17				12	Julius Randle vs. Kansas State	3/21/14
27	Malik Monk vs. SOUTH CAROLINA	1/21/17				12	Anthony Davis vs. Kansas	4/2/12
27	De'Aaron Fox vs. ARKANSAS	1/7/17				12	Anthony Davis vs. Louisville	3/31/12
27	Tyler Ulis at South Carolina	2/13/16				12	Anthony Davis vs. LITTLE ROCK	1/3/12
27	Terrence Jones at LSU	1/28/12						
27	Anthony Davis vs. ARKANSAS	1/17/12						
27	DeMarcus Cousins at South Carolina	1/26/10						

MOST POINTS IN A HALF			MOST ASSISTS		
Pts.	Player vs. Opponent	Date	Assts.	Player vs. Opponent	Date
30	Malik Monk ² vs. FLORIDA	2/25/17	16	John Wall vs. HARTFORD	12/29/09
27	Malik Monk ² vs. North Carolina	12/17/16	14	Tyler Ulis vs. LSU	3/5/16
27	Jamal Murray ² vs. Ohio State	12/19/15	14	John Wall vs. UNC Asheville	11/30/09
24	De'Aaron Fox ² vs. UCLA	3/24/17	12	Ashton Hagans vs. UAB	11/29/19
24	Malik Monk ² at Ole Miss	12/29/16	12	Ashton Hagans vs. Tennessee	3/16/19
24	Malik Monk ² vs. GEORGIA	1/31/17	12	De'Aaron Fox vs. STEPHEN F. AUSTIN	11/11/16
23	Julius Randle ² vs. Michigan State	11/12/13	12	Tyler Ulis at South Carolina	2/13/16
22	Terrence Jones ² vs. AUBURN	1/11/11	11	Ashton Hagans vs. FAIRLEIGH DICKINSON	12/7/19
22	Eric Bledsoe ² vs. MOREHEAD STATE	11/13/09	11	Isaiah Briscoe at Ole Miss	12/29/16
	1 / First Half, 2 / Second Half		11	De'Aaron Fox vs. CLEVELAND STATE	11/23/16
			11	Tyler Ulis at Florida	3/1/16
			11	Tyler Ulis at Texas A&M	2/20/16
			11	Tyler Ulis vs. FLORIDA	2/6/16
			11	John Wall vs. East Tennessee State	3/18/10
			11	John Wall vs. RIDER	11/21/09

MOST POINTS OFF THE BENCH			MOST 3-POINTERS MADE		
Pts.	Player vs. Opponent	Date	3's	Player vs. Opponent	Date
35	Terrence Jones vs. AUBURN	1/11/11	8	Malik Monk vs. North Carolina	12/17/16
32	Doron Lamb vs. WINTHROP	12/22/10	8	Jamal Murray vs. FLORIDA	2/6/16
28	PJ Washington vs. Auburn	3/31/19	8	Eric Bledsoe vs. ETSU	3/18/10
27	Malik Monk vs. VANDERBILT	2/28/17			
26	Tyrese Maxey vs. Michigan State	11/5/19			
26	Kyle Wiltjer at Ole Miss	1/29/13			
24	Shai Gilgeous-Alexander vs. LOUISVILLE	12/29/17			
24	Kyle Wiltjer vs. LOYOLA	12/22/11			
24	Doron Lamb at North Carolina	12/4/10			
23	Immanuel Quickley vs. MISSOURI	1/4/20			
23	Weney Gabriel vs. Alabama	3/10/18			
23	Kyle Wiltjer vs. LIPSCOMB	12/15/12			

MOST FREE THROWS		
Fts	Player vs. Opponent	Date
14	Tyler Ulis at Arkansas	1/21/16
13	Keldon Johnson vs. TENNESSEE STATE	11/23/18
13	De'Aaron Fox vs. UCLA	3/24/17
13	Julius Randle at Ole Miss	2/18/14
13	Julius Randle vs. BELMONT	12/21/13
12	Ashton Hagans vs. UTAH VALLEY	11/18/19
12	PJ Washington vs. Seton Hall	12/8/18
12	Shai Gilgeous-Alexander vs. GEORGIA	12/31/17

SEC: 37, Malik Monk vs. GEORGIA, 1/31/17		
Postseason: 39, De'Aaron Fox vs. UCLA, 3/24/17		
SEC Tourney: 30, Tyler Ulis vs. Texas A&M, 3/13/16		
NCAA Tourney: 39, De'Aaron Fox vs. UCLA, 3/24/17		
Rupp Arena: 37, Malik Monk vs. GEORGIA, 1/31/17		
On the Road: 34, Kevin Knox at West Virginia, 1/27/17		
Neutral: 47, Malik Monk vs. North Carolina, 12/17/16		
SEC Road: 34, Malik Monk at Ole Miss, 12/29/16		
Ranked Opp.: 47, Malik Monk vs. North Carolina, 12/17/16		
Freshman: 47, Malik Monk vs. North Carolina, 12/17/16		
Sophomore: 30, Tyler Ulis vs. Texas A&M, 3/13/16		
Junior: 25, Derek Willis vs. TENNESSEE, 2/18/16		
Senior: 25, Alex Poythress at Alabama, 1/19/16		
Opener: 26, Tyrese Maxey vs. Michigan State, 11/5/19		
SEC Opener: 34, Malik Monk at Ole Miss, 12/29/16		
<i>**In some cases, the most recent occurrence is listed</i>		

SEC: 17, Keldon Johnson vs. AUBURN, 2/23/19		
Postseason: 18, Bam Adebayo vs. NKU, 3/17/17		
SEC Tourney: 16, Julius Randle vs. LSU, 3/14/14		
NCAA Tourney: 18, Bam Adebayo vs. NKU, 3/17/17		
Rupp Arena: 19, Nick Richards vs. SOUTHERN ILLINOIS, 11/9/18		
On the Road: 17, Terrence Jones at Wash., 11/23/10		
SEC Road: 15, Bam Adebayo at Missouri, 2/21/17		
Ranked Opp.: 19, Michael Kidd-Gilchrist vs. LOUISVILLE, 12/31/11		
Freshman: 19, Michael Kidd-Gilchrist vs. LOUISVILLE, 12/31/11		
Sophomore: 19, Nick Richards vs. SOUTHERN ILLINOIS, 11/9/18		
Junior: 18, Patrick Patterson vs. RIDER, 11/21/09		
Senior: 14, Josh Harrellson at Arkansas, 2/23/11		
Opener: 16, Julius Randle vs. UNC ASHEVILLE, 11/8/13		
SEC Opener: 12, Nick Richards vs. MISSOURI, 1/4/20		
<i>**In some cases, the most recent occurrence is listed</i>		

SEC: 12, Nerlens Noel at Ole Miss, 1/29/13		
Postseason: 7, A. Davis vs. Western Kentucky, 3/15/12		
SEC Tourney: 6, Anthony Davis vs. LSU, 3/11/12		
NCAA Tourney: 7, A. Davis vs. Western Kentucky, 3/15/12		
Rupp Arena: 9, Willie Cauley-Stein vs. BOISE STATE, 12/10/13		
On the Road: 12, Nerlens Noel at Ole Miss, 1/29/13		
SEC Road: 12, Nerlens Noel at Ole Miss, 1/29/13		
Ranked Opp.: 12, Nerlens Noel at Ole Miss, 1/29/13		
Freshman: 12, Nerlens Noel at Ole Miss, 1/29/13		
Sophomore: 9, Willie Cauley-Stein vs. BOISE STATE, 12/10/13		
Junior: 7, Nick Richards vs. LAMAR, 11/24/19		
Senior: 6, Josh Harrellson vs. PENN, 1/3/11		
Opener: 5, Anthony Davis vs. MARIST, 11/11/11		
SEC Opener: 7, Anthony Davis vs. SOUTH CAROLINA, 1/7/12		
<i>**In some cases, the most recent occurrence is listed</i>		

SEC: 6, Tyler Ulis vs. OLE MISS, 1/2/16		
Postseason: 5, Shai Gilgeous-Alexander vs. Davidson, 3/15/18		
SEC Tourney: 5, John Wall vs. Mississippi State, 3/14/10		
NCAA Tourney: 5, Shai Gilgeous-Alexander vs. Davidson, 3/15/18		
Rupp Arena: 6, Tyler Ulis vs. OLE MISS, 1/2/16		
On the Road: 5, Darius Miller at Portland, 11/19/10		
SEC Road: 4, Ashton Hagans at Georgia, 1/15/19		
Ranked Opp.: 8, Ashton Hagans vs. North Carolina, 12/22/18		
Freshman: 8, Ashton Hagans vs. North Carolina, 12/22/18		
Sophomore: 6, Tyler Ulis vs. OLE MISS, 1/2/16		
Junior: 5, Willie Cauley-Stein vs. TEXAS, 12/5/14		
Senior: 4, Dominique Hawkins vs. Arkansas, 3/12/17		
Opener: 4, Knox/Gilgeous-Alexander vs. UTAH VALLEY, 11/10/17		
SEC Opener: 6, Tyler Ulis vs. OLE MISS, 1/2/16		
<i>**In some cases, the most recent occurrence is listed</i>		



TEAM GAME RECORDS CAL ERA

MOST FIELD GOALS

FGs.	Opponent	Date
46	MARIST	11/11/11
44	vs. Arizona State	11/28/16
44	AUBURN	2/21/15
42	UIC	11/26/17
42	LIU BROOKLYN	11/23/12
41	UT MARTIN	11/25/16
41	HARTFORD	12/29/09
40	vs. North Carolina	12/17/16
40	LAFAYETTE	11/16/12
38	CLEVELAND STATE	11/23/16
38	LSU	3/5/16
38	vs. Wake Forest	3/20/10

FEWEST FIELD GOALS

FGs.	Opponent	Date
14	at Tennessee	3/2/19
14	at South Carolina	3/1/14
16	vs. Kansas State	3/22/18
16	ALABAMA	3/4/14
17	GEORGIA	12/31/17
17	LOUISVILLE	12/31/11
17	at Auburn	2/12/14
18	vs. LSU	3/9/12
18	vs. Vanderbilt	3/15/13
18	vs. Florida	3/16/14
18	vs. UConn	4/7/14
18	at Texas A&M	1/10/15
18	at South Carolina	1/24/15

MOST FIELD-GOAL ATTEMPTS

FGs.	Opponent	Date
84	vs. Arizona State	11/28/16
80	UCLA	12/3/16
77	ARKANSAS	1/23/10
76	ARKANSAS	2/27/14
75	MARIST	11/11/11
74	at Ole Miss	12/29/16
74	vs. North Carolina	12/17/16
74	UT MARTIN	11/25/16

FEWEST FIELD-GOAL ATTEMPTS

FGs.	Opponent	Date
39	at South Carolina	1/24/15
40	at Robert Morris	3/19/13
41	ALABAMA	1/31/15
41	TENNESSEE	1/31/12
42	ARKANSAS	2/26/19
42	at Missouri	2/19/19
42	vs. Kansas State	3/22/18
42	vs. Alabama	3/10/18
42	FLORIDA	2/15/14
42	vs. Providence	12/13/13
42	vs. LSU	3/9/12
42	vs. Cleveland State	11/24/09

MOST FREE THROWS

FTs.	Opponent	Date
35	vs. Indiana	3/23/12
33	at South Carolina	3/1/14
32	LOUISVILLE	12/31/11
31	UTAH VALLEY	11/18/19
31	MOREHEAD STATE	11/21/12
31	INDIANA	12/11/10
30	vs. Auburn	3/14/15
30	UNC ASHEVILLE	11/8/13
30	vs. Baylor	3/25/12
29	VMI	11/18/18
29	ILLINOIS STATE	11/30/15
29	at North Carolina	12/14/13

FEWEST FREE THROWS

FTs.	Opponent	Date
3	ETSU	11/17/17
4	vs. UConn	4/2/11
4	VANDERBILT	1/23/16
5	vs. Georgia	3/9/18

6	vs. Michigan	3/30/14
6	at Florida	2/12/13
6	at Alabama	1/22/13
6	vs. Princeton	3/17/11

MOST FREE-THROW ATTEMPTS

FTs.	Opponent	Date
48	UNC ASHEVILLE	11/8/13
46	ILLINOIS STATE	11/30/15
44	vs. Baylor	3/25/12
44	INDIANA	12/11/10
43	at North Carolina	12/14/13
43	LOUISVILLE	12/31/11
42	at South Carolina	3/1/14
41	vs. TENNESSEE STATE	11/23/18
41	vs. LSU	3/14/14
41	MOREHEAD STATE	11/21/12

FEWEST FREE-THROW ATTEMPTS

FTs.	Opponent	Date
6	VANDERBILT	1/23/16
10	vs. Georgia	3/9/18
10	vs. Wisconsin	4/4/15
11	at Georgia	1/15/19
11	at Louisville	12/29/18
11	at LSU	2/10/15
11	vs. Michigan	3/30/14
11	MISSISSIPPI STATE	2/27/13
11	at Florida	2/12/13
11	at Alabama	1/22/13
11	at Florida	3/4/12
11	GEORGIA	3/1/12
11	FLORIDA	2/7/12
11	vs. Princeton	3/17/11

MOST 3-POINTERS

3s.	Opponent	Date
15	GEORGIA	3/1/12
15	vs. ETSU	3/18/10
14	HARTFORD	12/29/09
13	TEXAS A&M	1/3/17
13	vs. Alabama	3/11/16
13	ETSU	11/12/10
12	UTAH	12/15/18
12	FLORIDA	2/6/16
12	vs. UCLA	12/20/14
12	CHATTANOOGA	12/17/11
12	vs. North Carolina	3/27/11
12	WINTHROP	12/22/10
12	VANDERBILT	1/30/10

FEWEST 3-POINTERS

3s.	Opponent	Date
0	vs. Davidson	3/15/18
1	UTAH VALLEY	11/18/19
1	at South Carolina	1/16/18
1	at Vanderbilt	1/10/17
1	Texas	12/5/14
1	LSU	2/22/14
1	vs. LSU	3/9/12
1	Tennessee	1/31/12
1	vs. Alabama	3/12/10

MOST 3-POINT ATTEMPTS

3s.	Opponent	Date
33	CHATTANOOGA	12/17/11
33	vs. ETSU	3/18/10
33	ARKANSAS	1/23/10
32	vs. West Virginia	3/27/10
28	vs. Arizona State	11/28/16
28	at Texas A&M	1/10/15
28	ALABAMA	3/4/14
28	vs. Vanderbilt	3/11/12
28	HARTFORD	12/29/09
27	GEORGIA	3/1/12
27	vs. UConn	4/2/11

FEWEST 3-POINT ATTEMPTS

3s.	Opponent	Date
5	vs. Wisconsin	4/4/15
5	vs. Wisconsin	4/5/14
5	at Tennessee	1/14/12
6	vs. Davidson	3/15/18
6	FLORIDA	3/7/15
6	Vanderbilt	1/20/15
7	FLORIDA	3/10/19
7	at Missouri	1/29/15
7	PROVIDENCE	11/30/14
7	vs. Louisville	3/31/12
7	at Indiana	12/10/11

MOST REBOUNDS

Rebs.	Opponent	Date
59	vs. Arizona State	11/28/16
59	ARKANSAS	1/23/10
57	LOUISVILLE	12/31/11
56	ROBERT MORRIS	11/17/13
54	EASTERN KENTUCKY	11/8/19
54	NJIT	11/14/15

FEWEST REBOUNDS

Rebs.	Opponent	Date
21	ALABAMA	1/31/15
21	at Tennessee	2/16/13
22	vs. Wisconsin	4/4/15
23	UTAH	12/15/18
24	GEORGIA	2/3/15
24	NORTH CAROLINA	12/13/14
24	TENNESSEE	1/18/14
25	vs. Ohio State	12/21/19
25	vs. Baylor	12/6/13
25	at Robert Morris	3/19/13

MOST OFFENSIVE REBOUNDS

Rebs.	Opponent	Date
26	ARKANSAS	2/27/14
24	GRAND CANYON	11/14/14
24	vs. West Virginia	3/27/10
22	NJIT	11/14/15
22	at Auburn	2/2/14
22	ARKANSAS	1/23/10
21	SOUTH CAROLINA	2/5/19
21	at West Virginia	1/27/18
21	VALPARAISO	12/7/16
21	COLUMBIA	12/10/14
21	at South Carolina	3/1/14
21	BAYLOR	12/1/12
21	at Indiana	12/12/09

FEWEST OFFENSIVE REBOUNDS

Rebs.	Opponent	Date
1	vs. Alabama	3/10/18
3	at South Carolina	1/24/14
4	at Ole Miss	3/5/19
5	vs. Michigan State	11/5/19
5	GEORGIA	2/3/15
5	ALABAMA	1/31/15
5	MISSISSIPPI STATE	2/15/11
5	GEORGIA	1/29/11

MOST DEFENSIVE REBOUNDS

Rebs.	Opponent	Date
42	EASTERN KENTUCKY	11/8/19
39	vs. Arizona State	11/28/16
39	ROBERT MORRIS	11/17/13
39	EASTERN MICHIGAN	1/2/13
38	TROY	11/20/17
38	vs. Hampton	3/19/15
38	EASTERN KENTUCKY	12/7/14
38	vs. Cleveland State	11/24/09
37	at Texas A&M	1/10/15
37	LOUISVILLE	12/31/11
37	ARKANSAS	1/23/10

FEWEST DEFENSIVE REBOUNDS

Rebs.	Opponent	Date
9	at Tennessee	2/16/13
13	NORTH CAROLINA	12/13/14
15	vs. Baylor	12/6/13
15	at Alabama	1/18/11
16	vs. Ohio State	12/21/19
16	UTAH	12/15/18
16	vs. Wisconsin	4/4/15
16	ALABAMA	1/31/15
16	TEXAS A&M	1/12/13
16	at Auburn	1/11/12
16	vs. UConn	11/24/10

MOST ASSISTS

Assts.	Opponent	Date
33	vs. Arizona State	11/28/16
30	HARTFORD	12/29/09
28	LIU BROOKLYN	11/23/12
28	vs. UNC Asheville	11/30/09
25	CLEVELAND STATE	11/23/16
25	AUBURN	2/21/15
25	vs. UCLA	12/20/14
24	vs. North Carolina	12/22/18
24	at Ole Miss	12/29/16
24	UT MARTIN	11/25/16
24	BOSTON	11/21/14
24	MARIST	11/11/11
24	vs. ETSU	3/18/10

FEWEST ASSISTS

Assts.	Opponent	Date
5	LSU	2/22/14
6	EVANSVILLE	11/12/19
6	vs. Kansas State	3/22/18
6	at Florida	3/3/18
6	VANDERBILT	3/1/11

MOST TURNOVERS

TOs.	Opponent	Date
24	MOREHEAD STATE	11/13/09
23	SAM HOUSTON STATE	11/19/09
22	ETSU	11/17/17
21	LOUISVILLE	12/31/11
21	vs. Old Dominion	11/20/11
21	NORTH CAROLINA	12/5/09
20	EASTERN MICHIGAN	11/27/13
20	ALBANY	11/13/15
20	vs. Cleveland State	11/24/09

FEWEST TURNOVERS

TOs.	Opponent	Date
3	at Georgia	3/3/15
3	at South Carolina	2/4/12
4	ALABAMA	2/23/16
4	COLUMBIA	12/10/14
4	vs. Wisconsin	4/5/14
4	PORTLAND	11/26/11
5	vs. Georgia	3/9/18
5	vs. Georgia	3/12/16
5	at Vanderbilt	2/27/16
5	ALABAMA	1/31/15

MOST BLOCKS

Blks.	Opponent	Date
18	ST. JOHN'S	12/1/11
15	vs. Stony Brook	3/17/16
14	at Georgia	3/3/10
13	vs. LAMAR	11/24/19
13	vs. UCLA	12/20/14
13	at Ole Miss	1/29/13
13	ARKANSAS	1/17/12
13	vs. Kansas	11/15/11
13	MARIST	11/11/11



TEAM GAME RECORDS CAL ERA

FEWEST BLOCKS

Blks.	Opponent	Date
1	vs. Wofford	3/23/19
1	vs. Abilene Christian	3/21/19
1	LSU	2/12/19
1	SOUTH CAROLINA	2/5/19
1	at Alabama	1/5/19
1	vs. Georgia	3/9/18
1	at Vanderbilt	1/10/17
1	vs. Alabama	3/11/16
1	at LSU	1/5/16
1	WRIGHT STATE	11/20/15
1	ALABAMA	1/31/15
1	at Missouri	1/29/15
1	vs. Wisconsin	4/5/14
1	at Florida	3/8/14

MOST STEALS

Stls.	Opponent	Date
15	LAFAYETTE	11/16/12
13	OLE MISS	1/2/16
13	vs. UConn	12/9/09
12	vs. North Carolina	12/22/18
12	NORTH DAKOTA	11/14/18
12	STEPHEN F. AUSTIN	11/11/16
12	BOSTON	11/24/15
12	NORTH CAROLINA	12/13/14
12	PROVIDENCE	11/30/14
12	LIPSCOMB	12/15/12
12	PORTLAND	11/26/11
12	vs. Cornell	3/25/10
12	GEORGIA	1/9/10
12	vs. UNC Asheville	11/30/09

FEWEST STEALS

Stls.	Opponent	Date
0	vs. Baylor	12/6/13
1	vs. Duke	11/7/18
1	at West Virginia	1/27/18
1	vs. Michigan State	11/12/13
1	at Robert Morris	3/19/13
1	vs. West Virginia	3/19/11
1	FLORIDA	2/26/11

MOST PERSONAL FOULS

Fls.	Opponent	Date
33	at Kansas	1/30/16
32	at South Carolina	1/16/18
31	at Arkansas	1/14/14
31	at North Carolina	12/14/13
29	at Missouri	2/3/18
29	at South Carolina	3/1/14
28	VANDERBILT	1/30/10

FEWEST PERSONAL FOULS

Fls.	Opponent	Date
7	HARTFORD	12/29/09
8	MONTANA STATE	11/23/14
8	LAFAYETTE	11/16/12
8	vs. Florida	3/10/12
8	vs. Princeton	3/17/11
8	WINTHROP	12/22/10
8	DREXEL	12/21/09
8	vs. UNC Asheville	11/30/09

HIGHEST FIELD-GOAL %

Pct.	Opponent	Date
.677	LIU BROOKLYN	11/23/12
.667	UIC	11/26/17
.647	AUBURN	2/21/15
.645	LAFAYETTE	11/16/12
.643	vs. Alabama	3/10/18
.643	vs. Providence	12/13/13
.614	SOUTH CAROLINA	2/5/13
.613	MARIST	11/11/11
.603	vs. Wake Forest	3/20/10

.603 HARTFORD 12/29/09

LOWEST FIELD-GOAL %

Pct.	Opponent	Date
.269	at South Carolina	3/1/14
.281	at Texas A&M	1/10/15
.296	BAYLOR	12/1/12
.298	LOUISVILLE	12/31/11
.309	at Auburn	2/12/14
.313	at Missouri	2/3/18
.318	at Tennessee	3/2/19
.315	GEORGIA	12/31/17
.327	ALABAMA	3/4/14
.339	vs. UConn	4/2/11

HIGHEST FREE-THROW %

Pct.	Opponent	Date
1.000	FLORIDA	2/7/12
1.000	AUSTIN PEAY	12/19/09
.958	TENNESSEE	1/18/14
.955	at Florida	2/7/15
.946	vs. Indiana	3/23/12
.923	at Mississippi State	2/25/15
.913	TEXAS A&M	1/8/19
.912	UTAH VALLEY	11/18/19
.900	MISSOURI	1/4/20
.900	vs. Wisconsin	4/4/15
.900	at Ole Miss	2/18/14

min 10 attempts

LOWEST FREE-THROW %

Pct.	Opponent	Date
.200	ETSU	11/17/17
.333	vs. UConn	4/2/11
.391	ETSU	11/12/10
.412	vs. Wake Forest	3/20/10
.435	at Vanderbilt	2/27/16
.471	at Texas A&M	2/10/18
.471	PROVIDENCE	11/30/14
.478	at Louisville	12/29/12

min 10 attempts

HIGHEST 3-POINT %

Pct.	Opponent	Date
.700	at Florida	3/1/16
.692	DREXEL	12/21/09
.667	vs. Alabama	3/10/18
.667	AUSTIN PEAY	12/19/09
.636	vs. Michigan	3/30/14
.625	MISSOURI	2/24/18
.625	BOSTON	11/30/10
.600	ALABAMA	1/11/20
.600	FLORIDA	2/6/16
.600	FLORIDA	2/7/12

min 10 attempts

LOWEST 3-POINT %

Pct.	Opponent	Date
.000	vs. Davidson	3/15/18
.077	vs. Alabama	3/12/10
.083	UTAH VALLEY	11/18/19
.083	TEXAS	12/5/14
.091	at South Carolina	1/16/18
.091	at Tennessee	2/27/10
.100	at Missouri	2/3/18
.100	TENNESSEE	1/31/12
.111	at Vanderbilt	1/10/17
.118	vs. Utah	12/18/19
.118	COLUMBIA	12/10/14

min 10 attempts

HIGHEST REBOUND MARGIN

Margin	Opponent	Date
+31	NIJ	11/14/15
+30	NORTH DAKOTA	11/14/18
+30	GRAND CANYON	11/14/14

+29	EASTERN KENTUCKY	11/8/19
+29	SOUTHERN ILLINOIS	11/9/18
+28	NKU	11/10/13
+27	vs. Abilene Christian	3/21/19
+27	vs. Little Rock	1/3/12
+26	vs. Arizona State	11/28/16
+26	LOUISVILLE	12/31/11

LOWEST REBOUND MARGIN

Margin	Opponent	Date
-25	at Florida	2/4/17
-18	at Tennessee	2/16/13
-16	vs. Baylor	12/6/13
-16	vs. Maryland	11/9/12
-15	TENNESSEE	1/18/14
-14	at LSU	1/5/16
-12	vs. Wisconsin	4/4/15
-12	GEORGIA	2/3/15
-12	at South Carolina	1/24/14
-12	vs. Alabama	3/12/10
-11	at Kansas	1/30/16
-11	TEXAS	12/5/14

VICTORY MARGINS

Margin (Score)	Opponent	Date
+58 (86-28)	MONTANA STATE	11/13/14
+52 (101-49)	LAFAYETTE	11/16/12
+50 (108-58)	MARIST	11/11/11
+49 (86-37)	MISSOURI	1/13/15
+48 (92-44)	UT ARLINGTON	11/25/14
+48 (88-40)	RADFORD	11/23/11
+46 (90-44)	MONMOUTH	11/28/18
+46 (115-69)	vs. Arizona State	11/28/16
+44 (88-44)	DREXEL	12/21/09
+43 (104-61)	HARTFORD	12/29/09

VICTORY MARGIN IN RUPP ARENA

Margin (Score)	Opponent	Date
+58 (86-28)	MONTANA STATE	11/13/14
+52 (101-49)	LAFAYETTE	11/16/12
+50 (108-58)	MARIST	11/11/11
+49 (86-37)	MISSOURI	1/13/15
+48 (92-44)	UT ARLINGTON	11/25/14
+48 (88-40)	RADFORD	11/23/11
+46 (90-44)	MONMOUTH	11/28/18
+44 (88-44)	DREXEL	12/21/09
+43 (104-61)	HARTFORD	12/29/09
+42 (91-49)	EASTERN KENTUCKY	11/8/19
+42 (100-58)	TEXAS A&M	1/3/17

VICTORY MARGIN IN SEC PLAY

Margin (Score)	Opponent	Date
+49 (86-37)	MISSOURI	1/13/15
+42 (100-58)	TEXAS A&M	1/3/17
+38 (82-44)	LSU	1/15/11
+35 (87-52)	at Vanderbilt	1/29/19
+35 (110-75)	AUBURN	2/21/15
+34 (82-48)	GEORGIA	2/9/16
+34 (88-54)	MISSOURI	1/27/16
+34 (77-43)	SOUTH CAROLINA	2/14/15
+34 (86-52)	at South Carolina	2/4/12
+31 (90-59)	SOUTH CAROLINA	2/19/11
+31 (101-70)	ARKANSAS	1/23/10

VICTORY MARGIN ON THE ROAD

Margin (Score)	Opponent	Date
+35 (87-52)	at Vanderbilt	1/29/19
+34 (86-52)	at South Carolina	2/4/12
+31 (79-48)	at Portland	11/19/10
+27 (89-62)	at South Carolina	2/13/16
+26 (81-55)	at LSU	2/6/10
+24 (74-50)	at LSU	1/28/12
+23 (99-76)	at Ole Miss	12/29/16
+22 (70-48)	at Alabama	1/17/15
+22 (75-53)	at Auburn	1/19/13
+20 (69-49)	at Georgia	1/15/19

VICTORY MARGIN AT A NEUTRAL SITE

Margin (Score)	Opponent	Date
+46 (115-69)	vs. Arizona State	11/28/16
+39 (78-39)	vs. West Virginia	3/26/15
+39 (83-44)	vs. UCLA	12/20/14
+38 (85-47)	vs. Penn State	11/19/11
+35 (79-44)	vs. Abilene Christian	3/21/19
+32 (72-40)	vs. Kansas	11/18/14
+30 (90-60)	vs. Wake Forest	3/20/10
+29 (100-71)	vs. ETSU	3/18/10
+29 (74-45)	vs. Tennessee	3/13/10
+28 (85-57)	vs. Stony Brook	3/17/16
+26 (85-59)	vs. Alabama	3/11/16

VICTORY MARGIN ON THE ROAD IN THE SEC

Margin (Score)	Opponent	Date
+35 (87-52)	at Vanderbilt	1/29/19
+34 (86-52)	at South Carolina	2/4/12
+27 (89-62)	at South Carolina	2/13/16
+26 (81-55)	at LSU	2/6/10
+24 (74-50)	at LSU	1/28/12
+23 (99-76)	at Ole Miss	12/29/16
+22 (70-48)	at Alabama	1/17/15
+22 (75-53)	at Auburn	1/19/13
+20 (69-49)	at Georgia	1/15/19
+18 (74-56)	at Mississippi State	2/25/15
+18 (66-48)	at Tennessee	2/17/15

VICTORY MARGIN IN THE SEC TOURNAMENT


Margin (Score)	Opponent	Date
+29 (74-45)	vs. Tennessee	3/13/10
+26 (85-59)	vs. Alabama	3/11/16
+24 (91-67)	vs. Auburn	3/14/15
+23 (86-63)	vs. Alabama	3/10/18
+18 (73-55)	vs. Alabama	3/15/19
+18 (85-67)	vs. LSU	3/14/14
+17 (82-65)	vs. Arkansas	3/12/17
+16 (70-54)	vs. Florida	3/13/11
+15 (78-63)	vs. Arkansas	3/15/15
+15 (64-49)	vs. Florida	3/13/15

VICTORY MARGIN IN THE NCAA TOURNAMENT

Margin (Score)	Opponent	Date
+39 (78-39)	vs. West Virginia	3/26/15
+35 (79-44)	vs. Abilene Christian	3/21/19
+30 (90-60)	vs. Wake Forest	3/20/10
+29 (100-71)	vs. ETSU	3/18/10
+28 (85-57)	vs. Stony Brook	3/17/16
+23 (79-56)	vs. Hampton	3/19/15
+20 (95-75)	vs. Buffalo	3/17/18
+17 (62-45)	vs. Cornell	3/25/10
+16 (87-71)	vs. Iowa State	3/17/12
+15 (81-66)	vs. Western Kentucky	3/15/12
+13 (64-51)	vs. Cincinnati	3/21/15



KENTUCKY X NBA



BAM ADEBAYO
MIAMI HEAT
 DRAFTED: 2017 / Rd 1, Pk 14 (Miami)
2019-20 NBA STATS

PPG	RPG	BPG	APG
15.8	10.4	1.2	4.6

CAREER

PPG	RPG	APG
9.6	7.3	2.5

NBA NOTES Eastern Conference POW (Dec. 16) after producing two triple-doubles in three games




ERIC BLEDSOE
MILWAUKEE BUCKS
 DRAFTED: 2010 / Rd 1, Pk 18 (OKC)
2019-20 NBA STATS

PPG	APG	RPG	SPG
15.3	5.1	4.6	0.9

CAREER

PPG	APG	SPG
14.2	4.8	1.5

NBA NOTES Scored in double figures in seven of nine since returning from injury on Dec. 30




DEVIN BOOKER
PHOENIX SUNS
 DRAFTED: 2015 / Rd 1, Pk 13 (Phoenix)
2019-20 NBA STATS

PPG	RPG	APG	FG%
26.2	3.9	6.3	50.5

CAREER

PPG	APG	FG%
22.0	4.5	44.6

NBA NOTES Set a franchise record with seven straight 30-point games




WILLIE CAULEY-STEIN
GOLDEN STATE WARRIORS
 DRAFTED: 2015 / Rd 1, Pk 6 (Sacramento)
2019-20 NBA STATS

PPG	RPG	BPG	FG%
7.9	6.3	1.2	56.1

CAREER

PPG	RPG	FG%
9.8	6.4	53.6

NBA NOTES Leads the Warriors in blocks per game and field-goal percentage




ANTHONY DAVIS
LOS ANGELES LAKERS
 DRAFTED: 2012 / Rd 1, Pk 1 (New Orleans)
2019-20 NBA STATS

PPG	RPG	BPG	PER
27.1	9.4	2.6	28.59

CAREER

PPG	RPG	BPG
24.0	10.4	2.4

NBA NOTES Two-time NBA Western Conference Player of the Week in 2019-20



WENYEN GABRIEL
SACRAMENTO KINGS
 2018 / Undrafted. Signed by Sacramento
2019-20 NBA STATS

PPG	RPG	FG%	MPG
1.7	0.9	35.3	5.5

CAREER

PPG	RPG	MPG
1.7	0.9	5.5

NBA NOTES Appeared in 11 games this season

29 Players on a 2019-20 NBA opening-day roster, five more than the next-closest school (Duke)

49 Total players have earned selection in the NBA Draft during John Calipari's career at Kentucky, Memphis and UMass


38 Players during Calipari's 10 seasons at UK have been selected in the NBA Draft, the most of any coach in that time period

29 First-round selections during Calipari's tenure at Kentucky, including 21 lottery selections

3 Wildcats have been selected No. 1 overall in the Calipari era at UK (John Wall, Anthony Davis and Karl-Anthony Towns)

7 Over the last 10 years, there are 22 lottery picks who have earned max contracts in the NBA. Seven of them went to Kentucky

2.26 Billion dollars Calipari's all-time players have earned in NBA contracts alone, including \$1.9 billion at Kentucky




DEMARCUS COUSINS
LOS ANGELES LAKERS
 DRAFTED: 2010 / Rd 1, Pk 5 (Sacramento)
2019-20 NBA STATS

PPG	RPG	BPG	SPG
N/A	N/A	N/A	N/A

CAREER

PPG	RPG	SPG
21.2	10.9	1.4

NBA NOTES Expected to miss most, if not all, of 2019-20 season with a knee injury




HAMIDOU DIALLO
OKLAHOMA CITY THUNDER
 DRAFTED: 2018 / Rd 2, Pk 45 (Brooklyn)
2019-20 NBA STATS

PPG	RPG	SPG	FG%
7.0	3.1	1.0	43.2

CAREER

PPG	RPG	FG%
4.7	2.3	44.4

NBA NOTES Returned to action Dec. 31 after missing 17 games with a hyperextended elbow




DE'AARON FOX
SACRAMENTO KINGS
 DRAFT: 2017 / Rd 1, Pk 5 (Sacramento)
2019-20 NBA STATS

PPG	RPG	APG	SPG
19.2	4.4	7.3	1.4

CAREER

PPG	RPG	APG
15.2	3.4	6.1

NBA NOTES Averaging 24.1 points, 8.4 assists and 5.6 rebounds in the month of January




SHAI GILGEOUS-ALEXANDER
OKLAHOMA CITY THUNDER
 DRAFT: 2018 / Rd 1, Pk 11 (Charlotte)
2019-20 NBA STATS

PPG	RPG	APG	SPG
20.0	5.7	3.0	1.2

CAREER

PPG	RPG	APG
13.9	3.8	3.2

NBA NOTES On Jan. 13, became the youngest player in NBA history to record a 20-rebound triple-double



TYLER HERRO
MIAMI HEAT
 DRAFT: 2019 / Rd 1, Pk 13 (Miami)
2019-20 NBA STATS

PPG	RPG	APG	FG%
13.4	4.4	2.2	41.7

CAREER

PPG	RPG	APG
13.4	4.4	2.2

NBA NOTES Leads NBA rookies in made three-pointers this season, with 80 makes

NBA LEADERS

Stats are through games on Jan. 15. Top 20 is the cutoff.

Points Per Game

1. James Harden (Rockets) - 37.2
6. Anthony Davis (Lakers) - 27.1
9. Devin Booker (Suns) - 26.2

Rebounds Per Game

1. Andre Drummond (Pistons) - 15.7
10. Bam Adebayo (Heat) - 10.4
19. Anthony Davis (Lakers) - 9.4

Assists Per Game

1. LeBron James (Lakers) - 10.9
20. Devin Booker (Suns) - 6.5

Blocks Per Game

1. Hassan Whiteside (Trailblazers) - 2.9
2. Anthony Davis (Lakers) - 2.6
13. Nerlens Noel (Thunder) - 1.5

Field-Goal Percentage

1. Mitchell Robinson (Knicks) - .713
10. Bam Adebayo (Heat) - .586
20. Karl-Anthony Towns (Timberwolves) - .514

3-Point Field-Goal Percentage

1. George Hill (Bucks) - .525
15. Karl-Anthony Towns (Timberwolves) - .418
17. PJ Washington (Hornets) - .417

Free-Throw Percentage

1. Malcom Brogdon (Bucks) - .923
2. Jamal Murray (Nuggets) - .916
4. Devin Booker (Suns) - .914

Minutes Per Game

1. Kyle Lowry (Raptors) - 38.3
8. Devin Booker (Suns) - 35.8
11. Shai Gilgeous-Alexander (Thunder) - 35.4
15. Anthony Davis (Lakers) - 35.2

Double-Doubles

1. Giannis Antetokounmpo - 35
10. Bam Adebayo (Heat) - 23
115. Karl-Anthony Towns (Timberwolves) - 18
117. Anthony Davis (Lakers) - 17
119. Julius Randle (Knicks) - 16

Triple-Doubles

1. Luka Doncic (Mavericks) - 12
78. Bam Adebayo (Heat) - 2

Player Efficiency Rating

1. Giannis Antetokounmpo (Bucks) - 33.92
4. Anthony Davis (Lakers) - 28.46
11. Enes Kanter (Celtics) - 24.16
15. Nerlens Noel (Thunder) - 22.95



KENTUCKY X NBA




KELDON JOHNSON
SAN ANTONIO SPURS
 DRAFT: 2019 / Rd 1, Pk 29 (San Antonio)
 2019-20 NBA STATS

PPG	RPG	FG%	MPG
1.0	1.0	25.0	3.5

CAREER	PPG	RPG	MPG
	1.0	1.0	3.5

NBA NOTES Scored his first career points vs. Milwaukee on Jan. 4




ENES KANTER
BOSTON CELTICS
 DRAFT: 2011 / Rd 1, Pk 3 (Utah)
 2019-20 NBA STATS

PPG	RPG	APG	FG%
9.2	8.2	1.0	58.7

CAREER	PPG	RPG	FG%
	11.8	7.6	54.3

NBA NOTES As of Jan. 17, ranked in the top 15 in the NBA in player efficiency rating



MICHAEL KIDD-GILCHRIST
CHARLOTTE HORNETS
 DRAFT: 2012 / Rd 1, Pk 2 (Charlotte)
 2019-20 NBA STATS

PPG	RPG	APG	FT%
4.0	2.9	0.8	77.8

CAREER	PPG	RPG	APG
	8.6	5.5	1.2

NBA NOTES Owns the fifth-most rebounds in franchise history



BRANDON KNIGHT
CLEVELAND CAVALIERS
 DRAFT: 2011 / Rd 1, Pk 8 (Detroit)
 2019-20 NBA STATS

PPG	RPG	APG	MPG
4.9	1.3	1.9	15.1

CAREER	PPG	RPG	APG
	14.1	3.1	4.0

NBA NOTES Hit a season-high four 3-pointers on Nov. 18 vs. New York




KEVIN KNOX II
NEW YORK KNICKS
 DRAFT: 2018 / Rd 1, Pk 3 (New York)
 2019-20 NBA STATS

PPG	RPG	APG	MPG
7.6	3.2	1.1	19.6

CAREER	PPG	RPG	APG
	11.0	4.0	1.1

NBA NOTES Had 17 points on 6-of-8 shooting in a win over Miami on Jan. 12



SKAL LABISSIÈRE
PORTLAND TRAIL BLAZERS
 DRAFT: 2016 / Rd 1, Pk 28 (Phoenix)
 2019-20 NBA STATS

PPG	RPG	APG	FG%
5.8	5.1	1.3	55.1

CAREER	PPG	RPG	FG%
	7.2	4.5	49.2

NBA NOTES Diagnosed with a left knee articular cartilage lesion and will be reevaluated in February




Trey LYLES
SAN ANTONIO SPURS
 DRAFT: 2015 / Rd 1, Pk 12 (Utah)
 2019-20 NBA STATS

PPG	RPG	APG	FG%
4.8	5.7	1.1	40.8

CAREER	PPG	RPG	FG%
	7.3	4.1	42.9

NBA NOTES Season-best 17 points with a trio of 3-pointers against Memphis on Dec. 23



DARIUS MILLER
NEW ORLEANS PELICANS
 DRAFT: 2012 / Rd 2, Pk 46 (New Orleans)
 2019-20 NBA STATS

PPG	RPG	APG	FG%
N/A	N/A	N/A	N/A

CAREER	PPG	APG	FT%
	6.0	1.4	83.0

NBA NOTES Out for season after injuring right Achilles




MALIK MONK
CHARLOTTE HORNETS
 DRAFT: 2017 / Rd 1, Pk 11 (Charlotte)
 2019-20 NBA STATS

PPG	RPG	APG	FG%
8.2	2.6	2.0	42.2

CAREER	PPG	RPG	APG
	8.0	1.8	1.6

NBA NOTES Season-high 23 points and added 10 rebounds against the Kings on Dec. 17




JAMAL MURRAY
DENVER NUGGETS
 DRAFT: 2016 / Rd 1, Pk 8 (Denver)
 2019-20 NBA STATS

PPG	RPG	APG	SPG
17.6	4.1	4.6	1.4

CAREER	PPG	APG	RPG
	15.2	3.6	3.6

NBA NOTES Scored a season-high-tying 39 points on 13-of-19 shooting vs. Washington on Jan. 4




NERLENS NOEL
OKLAHOMA CITY THUNDER
 DRAFT: 2013 / Rd 1, Pk 6 (New Orleans)
 2019-20 NBA STATS

PPG	RPG	BPG	FG%
7.7	5.1	1.5	66.0

CAREER	PPG	BPG	RPG
	8.1	1.4	6.3

NBA NOTES Ranks among the top 20 in the NBA in player efficiency and blocks per game




PATRICK PATTERSON
LOS ANGELES CLIPPERS
 DRAFT: 2010 / Rd 1, Pk 14 (Houston)
 2019-20 NBA STATS

PPG	RPG	APG	3FG%
5.1	2.8	0.7	37.2

CAREER	PPG	RPG	APG
	6.8	4.1	1.1

NBA NOTES Hit a career-high six 3-pointers against Golden State on Oct. 24



JULIUS RANDLE
NEW YORK KNICKS
 DRAFT: 2014 / Rd 1, Pk 7 (LA Lakers)
 2019-20 NBA STATS

PPG	RPG	APG	FG%
19.0	9.1	3.3	45.2

CAREER	PPG	RPG	APG
	15.8	8.9	2.8

NBA NOTES Scored 30 or more in three straight games from Dec. 23 to Dec. 28.



RAJON RONDO
LOS ANGELES LAKERS
 DRAFTED: 2006 / Rd 1, Pk 21 (Phoenix)
 2019-20 NBA STATS

PPG	RPG	APG	SPG
7.6	3.8	5.4	0.9

CAREER	PPG	RPG	APG
	10.3	4.8	8.4

NBA NOTES Four-time NBA All-Star in his 14th season in the NBA



KARL-ANTHONY TOWNS
MINNESOTA TIMBERWOLVES
 DRAFTED: 2015 / Rd 1, Pk 1 (Minnesota)
 2019-20 NBA STATS

PPG	RPG	APG	PER
26.5	11.7	4.4	28.23

CAREER	PPG	RPG	FG%
	22.5	11.8	53.5

NBA NOTES Hasn't played since Dec. 13 because of a knee injury



JARRED VANDERBILT
DENVER NUGGETS
 DRAFT: 2018 / Rd 2, Pk 41 (Orlando)
 2019-20 NBA STATS

PPG	RPG	APG	MPG
0.5	0.5	0.3	3.3

CAREER	PPG	RPG	MPG
	1.2	1.2	3.9

NBA NOTES Appeared in four games in 2019-20



JOHN WALL
WASHINGTON WIZARDS
 DRAFT: 2010 / Rd 1, Pk 1 (Washington)
 2019-20 NBA STATS

PPG	RPG	APG	SPG
N/A	N/A	N/A	N/A

CAREER	PPG	APG	RPG
	19.0	9.2	4.3

NBA NOTES Franchise leader in career assists and steals, out for 2019-20 with an Achilles injury



PJ WASHINGTON
CHARLOTTE HORNETS
 DRAFT: 2019 / Rd 1, Pk 12 (Charlotte)
 2019-20 NBA STATS

PPG	RPG	APG	3FG%
12.4	5.5	2.0	41.7

CAREER	PPG	RPG	3FG%
	12.4	5.5	41.7

NBA NOTES Had an NBA-rookie record seven 3-pointers in his debut against Chicago





ASHTON HAGANS

Sophomore | Guard | 6-3 | 198 lbs | Cartersville, Ga. | Newton

[@H23Ash](#) | [@ashton.hagans](#)



2019-20 SEASON/CAREER HIGHS

Points		
Season	26, vs. UTAH VALLEY (11/18/19)	
Career	26, vs. UTAH VALLEY (11/18/19)	
Rebounds		
Season	9, vs. ALABAMA (1/11/20)	
Career	9, vs. ALABAMA (1/11/20)	
Field Goals		
Season	8, vs. GEORGIA TECH (12/14/19)	
Career	9, at Georgia (1/15/19)	
Field Goals Attempted		
Season	14, 2x, last vs. Utah (12/18/19)	
Career	18, at Georgia (1/15/19)	
3-Point Field Goals		
Season	3, vs. LAMAR (11/24/19)	
Career	3, vs. LAMAR (11/24/19)	
3-Point Field Goals Attempted		
Season	4, 3x, last at Georgia (1/7/20)	
Career	4, 6x, last at Georgia (1/7/20)	
Free Throws		
Season	12, vs. UTAH VALLEY (11/18/19)	
Career	12, vs. UTAH VALLEY (11/18/19)	
Free Throws Attempted		
Season	12, vs. UTAH VALLEY (11/18/19)	
Career	12, vs. UTAH VALLEY (11/18/19)	
Assists		
Season	12, vs. UAB (11/29/19)	
Career	12, 2x, last vs. UAB (11/29/19)	
Steals		
Season	4, 2x, last at Georgia (1/7/20)	
Career	8, vs. North Carolina (12/22/18)	
Blocks		
Season	1, 3x, last at Georgia (1/7/20)	
Career	2, vs. VMI (11/18/18)	
Minutes		
Season	43, vs. LOUISVILLE (12/28/19)	
Career	43, vs. LOUISVILLE (12/28/19)	
MISCELLANEOUS		
	2019-20	CAREER
Dunks	8	11
Double-Figure Scoring Games	12	25
Double-Figure Rebounding Games	0	0
Games With Double-Double	1	2
Games Led UK in Scoring	2	4
Games Led UK in Rebounding	2	3
Games Led UK in Assists	15	41
Games Led UK in Steals	13	30
Games Led UK in Blocks	1	2
Games With 3+ Assists	16	45
Games With 3+ Blocks	0	0
Games With 3+ Steals	5	15
Games With 3+ 3-Pointers	1	1

- Flirted with a triple-double with 15 points against Alabama, a career-high nine rebounds and nine assists, adding three steals for good measure
- His 7.3 assist average is a school-record pace (current record is 7.0 by Tyler Ulis in 2015-16)
- Coming off a sprained left ankle late in the Missouri game, contributed 36 minutes in his return to his home state against Georgia with 13 points, five assists and a season-high-tying four steals
- Calipari's assessment of Hagans: "We could say there are better point guards in the country, but you got to tell me who you're talking about"
- Ninth nationally in assists per game (7.3) and third in the SEC in assist-to-turnover ratio (2.1)
- Notched second career double-double with 11 points and 11 assists vs. Fairleigh Dickinson
- Streak of 13 games with at least five assists is best run since Tyler Ulis did in 24 straight games from Dec. 26, 2015 to March 17, 2016
- Leads the team with 116 assists and has led the Wildcats in assists in 15 games
- Posted career-high-tying 12 assists against UAB
- After a lower leg injury limited him to 24 minutes against Evansville, played 37 minutes against Utah Valley, scoring a career-high 26 points
 - Made 12 of 12 at the foul line, both career bests. Became the 15th player in school history to go perfect from the free-throw line with at least 12 attempts
- Drew the main defensive assignment on Michigan State guard Cassius Winston, a leading national player of the year candidate, to help UK to the win
- All-SEC Preseason First Team selection by the league's media and coaches
- National watch lists: Citizen Naismith Trophy, Wooden Preseason Top 50, Lute Olson Award, Bob Cousy Award
- SEC Co-Defensive Player of the Year and SEC All-Defensive Team in 2018-19
- Naismith National Defensive Player of the Year semifinalist as a freshman
- Led UK with 61 steals, tied for third most among all freshmen in school history
 - First player in program history with at least three steals in seven straight
 - Steals streak was the longest by a major-conference freshman since Chris Paul had a stretch of 10 straight games with three or more steals in 2003-04
- Tied Rajon Rondo and Wayne Turner's school record with eight steals against North Carolina

Birthday: July 8

Parents: Monica Wheeler and Marvin Hagans

Major: Community and leadership development

Off the court he likes ...
Going to the studio and rapping for the fun of it

Did you know?
He chose to wear No. 0 this season because it was also his high school number

Game-By-Game Statistics

Opponent	Date	GS	Min	FG-A	Pct.	3FG-A	Pct.	FT-A	Pct.	Off-Def-Tot	PF	Ast	TO	Blk	Stl	Pts
vs. Michigan St.	11/5/19	*	29	3-9	.333	0-1	.000	5-5	1.000	1-1-2	1	3	3	0	1	11
EKU	11/8/19	*	23	5-9	.556	0-3	.000	1-3	.333	1-6-7	2	5	3	0	3	11
EVANSVILLE	11/12/19	*	24	1-8	.125	0-3	.000	1-2	.500	0-2-2	4	3	4	0	2	3
UTAH VALLEY	11/18/19	*	37	7-14	.500	0-2	.000	12-12	1.000	0-5-5	0	6	6	1	1	26
MT. ST. MARY'S	11/22/19	*	29	5-8	.625	0-0	.000	6-6	1.000	0-7-7	2	7	2	0	1	16
LAMAR	11/24/19	*	32	4-6	.667	3-4	.750	4-4	1.000	0-3-3	2	9	4	0	2	15
UAB	11/29/19	*	35	2-6	.333	1-3	.333	4-6	.667	1-2-3	3	12	2	0	2	9
FDU	12/7/19	*	30	2-4	.500	0-0	.000	7-7	1.000	0-2-2	3	11	2	0	2	11
GEORGIA TECH	12/14/19	*	35	8-10	.800	2-3	.667	3-4	.750	0-7-7	3	7	6	0	2	21
vs. Utah	12/18/19	*	37	5-14	.357	1-4	.250	5-6	.833	1-2-3	1	8	2	0	4	16
vs. Ohio State	12/21/19	*	37	5-10	.500	0-2	.000	4-6	.667	0-1-1	2	9	2	0	3	14
LOUISVILLE	12/28/19	*	43	3-8	.375	1-1	1.000	1-2	.500	0-5-5	1	8	2	1	2	8
MISSOURI	1/4/20	*	35	0-3	.000	0-0	.000	7-8	.875	0-5-5	3	7	5	0	1	7
at Georgia	1/7/20	*	36	4-12	.333	1-4	.250	4-6	.667	0-2-2	3	5	2	1	4	13
ALABAMA	1/11/20	*	36	4-10	.400	1-2	.500	6-9	.667	0-9-9	2	9	4	0	3	15
at South Carolina	1/15/20	*	32	2-10	.200	0-2	.000	9-11	.818	0-4-4	5	7	5	0	1	13

Career Statistics

Year	GP-GS	Min-Avg	FG-FGA	Pct	3FG-FGA	Pct	FT-FTA	Pct	Off-Def-Tot-Avg	PF-FO	Ast	TO	Blk	Stl	Pts	Avg
2018-19	37-30	1054-28.5	100-214	.467	14-51	.275	70-92	.761	22-74-96-2.6	73-0	160	94	4	61	284	7.7
2019-20	16-16	530-33.1	60-141	.426	10-34	.294	79-97	.814	4-63-67-4.2	37-1	116	54	3	34	209	13.1
TOTAL	53-46	1584-29.9	160-355	.451	24-85	.282	149-189	.788	26-137-163-3.1	110-1	276	148	7	95	493	9.3

1

NATE SESTINA

Graduate Student | Forward | 6-9 | 234 lbs | Emporium, Pa. | Bucknell

[@NateSestina23](#) | [@natesestina4](#)

2019-20 SEASON/CAREER HIGHS

Points		
Season	17, vs. Ohio State (12/21/19)	
Career	32, vs. HOLY CROSS (1/14/19)	
Rebounds		
Season	12, vs. UTAH VALLEY (11/18/19)	
Career	17, vs. ARMY (3/2/19)	
Field Goals		
Season	6, vs. Ohio State (12/21/19)	
Career	11, vs. HOLY CROSS (1/14/19)	
Field Goals Attempted		
Season	11, vs. Ohio State (12/21/19)	
Career	17, vs. ARMY (3/2/19)	
3-Point Field Goals		
Season	5, vs. Ohio State (12/21/19)	
Career	5, 2x, last vs. Ohio State (12/21/19)	
3-Point Field Goals Attempted		
Season	8, vs. Ohio State (12/21/19)	
Career	8, 2x, last vs. Ohio State (12/21/19)	
Free Throws		
Season	5, 2x, last vs. EVANSVILLE (11/12/19)	
Career	9, vs. HOLY CROSS (1/14/19)	
Free Throws Attempted		
Season	7, vs. ECU (11/8/19)	
Career	10, vs. HOLY CROSS (1/14/19)	
Assists		
Season	4, vs. MT. ST. MARY'S (11/22/19)	
Career	5, vs. BOSTON UNIVERSITY (3/4/18)	
Steals		
Season	2, vs. ECU (11/8/19)	
Career	2, 5x, last vs. ECU (11/8/19)	
Blocks		
Season	2, 3x, last vs. ALABAMA (1/11/20)	
Career	4, 2x, last vs. ARMY (3/2/19)	
Minutes		
Season	34, vs. UTAH VALLEY (11/18/19)	
Career	39, at St. Bonaventure (11/7/18)	
MISCELLANEOUS		
	2019-20	CAREER*
Dunks	2	2^
Double-Figure Scoring Games	2	42
Double-Figure Rebounding Games	2	14
Games With Double-Double	1	12
Games Led UK in Scoring	1	10
Games Led UK in Rebounding	4	31
Games Led UK in Assists	0	0
Games Led UK in Steals	1	13
Games Led UK in Blocks	1	33
Games With 3+ Assists	1	10
Games With 3+ Blocks	0	5
Games With 3+ Steals	0	0
Games With 3+ 3-Pointers	1	5
*includes Bucknell statistics		
^only includes UK career		

- Provided solid minutes down the stretch at Georgia and finished with eight points and seven rebounds, including a key loose-ball effort that gave UK possession and a pull-up jumper
- Drained five 3-pointers en route to a season-high 17 points against Ohio State
 - Five 3s are tied for the most this season by a Wildcat and tied his career high, previously set vs. Boston University on Jan. 5, 2019, as a player for Bucknell
- Returned against Utah after undergoing surgery on a fractured bone in his left wrist on Nov. 27
- Currently 30 points shy of 1,000 career points
- Scored eight points and snared 12 rebounds against Utah Valley
- Posted his first double-double as a Wildcat vs. Eastern Kentucky with 12 points and 11 rebounds
- Made his Kentucky debut in the win vs. No. 1/1 Michigan State, recording seven points and six rebounds with a key 3-pointer in the second half to push UK's lead to 13
- Averaged 12.0 points and 9.0 rebounds in UK's two exhibition games, including a double-double vs. Georgetown College (11 points, 10 boards) and 13 points vs. Kentucky State
- Graduate transfer who concluded his career at Bucknell as an All-Patriot League Second Team member
- Ranked second on the team and sixth in the Patriot League in points per game (15.8) and led the team and league in rebounds per game (8.5) as a senior
- Shot 53.6% from the field, 38% from 3-point range and 80.8% from the free-throw line
- Scored in double figures in 27 games
- Calipari has called him a bigger, stronger Derek Willis because of his ability to stretch the floor and hit shots: "He's way better than I thought he was," Calipari said
- Tallied career-high 32 points and broke school record for most field goals without a miss (11 of 11) against Holy Cross
- First player from Cameron County to become a Division I athlete since the 1970s



Birthday: May 12

Parents: Donald and Rachelle Sestina

Grad program: Kinesiology and health promotion

Off the court he likes to ...
Go fishing with his dad and two brothers

Did you know?
His nickname is "Sesti," and he has at least one cup of coffee every day

Game-By-Game Statistics

Opponent	Date	GS	Min	FG-A	Pct.	3FG-A	Pct.	FT-A	Pct.	Off-Def-Tot	PF	Ast	TO	Blk	Stl	Pts
vs. Michigan St.	11/5/19	*	31	3-4	.750	1-2	.500	0-0	.000	0-6-6	3	2	0	1	0	7
EKU	11/8/19	*	30	3-6	.500	1-3	.333	5-7	.714	3-8-11	2	2	1	2	2	12
EVANSVILLE	11/12/19	*	30	2-4	.500	0-1	.000	5-5	1.000	1-4-5	3	0	2	1	0	9
UTAH VALLEY	11/18/19	*	34	2-8	.250	0-3	.000	4-4	1.000	3-9-12	4	1	3	0	0	8
MT. ST. MARY'S	11/22/19	*	25	1-3	.333	0-2	.000	3-3	1.000	1-3-4	1	4	0	0	0	5
LAMAR	11/24/19	*	17	1-2	.500	1-2	.500	0-0	.000	1-4-5	2	2	1	0	0	3
UAB	11/29/19		DNP - Fractured left wrist													
FDU	12/7/19		DNP - Fractured left wrist													
GEORGIA TECH	12/14/19		DNP - Fractured left wrist													
vs. Utah	12/18/19		10	0-1	.000	0-0	.000	0-0	.000	1-0-1	1	0	1	1	0	0
vs. Ohio State	12/21/19		32	6-11	.545	5-8	.625	0-0	.000	3-1-4	4	1	0	0	0	17
LOUISVILLE	12/28/19		16	3-6	.500	0-1	.000	0-0	.000	2-1-3	5	1	0	0	1	6
MISSOURI	1/4/20		27	1-4	.250	0-1	.000	4-4	1.000	1-5-6	3	1	0	2	1	6
at Georgia	1/7/20		20	3-7	.429	1-2	.500	1-3	.333	3-4-7	3	1	0	0	0	8
ALABAMA	1/11/20		18	2-4	.500	2-3	.667	0-0	.000	2-2-4	3	0	1	2	1	6
at South Carolina	1/15/20		21	3-6	.500	1-3	.333	0-1	.000	2-2-4	1	0	2	0	1	7

Career Statistics

Year	GP-GS	Min-Avg	FG-FGA	Pct	3FG-FGA	Pct	FT-FTA	Pct	Off-Def-Tot-Avg	PF-FO	Ast	TO	Blk	Stl	Pts	Avg
2015-16	4-0	32-8.0	6-11	.545	2-3	.667	1-1	1.000	1-4-5-1.3	7-0	3	4	0	2	15	3.8
2016-17	31-0	371-12.0	63-124	.508	7-24	.292	16-23	.696	35-79-114-3.7	57-0	12	27	17	7	149	4.8
2017-18	34-0	508-14.9	89-159	.560	14-41	.341	29-39	.744	37-97-134-3.9	71-0	31	35	20	11	221	6.5
2018-19	31-31	858-27.7	185-345	.536	41-108	.380	80-99	.808	61-201-262-8.5	89-3	37	66	33	11	491	15.8
2019-20	13-6	311-23.9	30-66	.455	12-31	.387	22-27	.815	23-49-72-5.5	35-1	15	11	9	6	94	7.2
TOTAL	113-37	2080-18.4	373-705	.529	76-207	.367	148-189	.783	157-430-587-5.2	259-4	98	143	79	37	970	8.6



KAHLIL WHITNEY

Freshman | Forward | 6-6 | 210 lbs | Chicago | Roselle Catholic

[@KahlilWhitney](#)

[@kahlilwhitney](#)



2019-20 SEASON/CAREER HIGHS

Points		
Season	11, vs. EKU (11/8/19)	
Career	11, vs. EKU (11/8/19)	
Rebounds		
Season	5, vs. UTAH VALLEY (11/18/19)	
Career	5, vs. UTAH VALLEY (11/18/19)	
Field Goals		
Season	5, vs. EKU (11/8/19)	
Career	5, vs. EKU (11/8/19)	
Field Goals Attempted		
Season	8, vs. EKU (11/8/19)	
Career	8, vs. EKU (11/8/19)	
3-Point Field Goals		
Season	1, 4x, last vs. Utah (12/18/19)	
Career	1, 4x, last vs. Utah (12/18/19)	
3-Point Field Goals Attempted		
Season	3, 2x, last vs. Utah (12/18/19)	
Career	3, 2x, last vs. Utah (12/18/19)	
Free Throws		
Season	3 vs. EVANSVILLE (11/12/19)	
Career	3 vs. EVANSVILLE (11/12/19)	
Free Throws Attempted		
Season	6, vs. EVANSVILLE (11/12/19)	
Career	6, vs. EVANSVILLE (11/12/19)	
Assists		
Season	2, vs. UAB (11/29/19)	
Career	2, vs. UAB (11/29/19)	
Steals		
Season	2, 2x, last vs. MT. ST. MARY'S (11/22/19)	
Career	2, 2x, last vs. MT. ST. MARY'S (11/22/19)	
Blocks		
Season	2, vs. LAMAR (11/24/19)	
Career	2, vs. LAMAR (11/24/19)	
Minutes		
Season	25, vs. UTAH VALLEY (11/18/19)	
Career	25, vs. UTAH VALLEY (11/18/19)	

MISCELLANEOUS		
Dunks	2019-20	CAREER
	6	6
Double-Figure Scoring Games	1	1
Double-Figure Rebounding Games	0	0
Games With Double-Double	0	0
Games Led UK in Scoring	0	0
Games Led UK in Rebounding	0	0
Games Led UK in Assists	0	0
Games Led UK in Steals	2	2
Games Led UK in Blocks	0	0
Games With 3+ Assists	0	0
Games With 3+ Blocks	0	0
Games With 3+ Steals	0	0
Games With 3+ 3-Pointers	0	0

- Snapped recent scoring drought at South Carolina with his first points since playing Ohio State on Dec. 21
- Started eight games this season
- Scored seven points in his first game off the bench vs. Fairleigh Dickinson
- After dislocating his left pinky finger late in the game vs. Utah Valley, played 15 minutes five days later vs. Mount St. Mary's, scoring nine points and logging a pair of steals
- Recorded first double-figure scoring game as a Wildcat vs. Eastern Kentucky with 11 points
- Played 22 key minutes in the victory over No. 1/1 Michigan State, including an important 3-pointer during a 9-0 second-half run that opened up a 13-point lead
- Bounced back from a scoreless exhibition opener with 15 points on 7-of-12 shooting to go along with five rebounds and three blocks vs. Kentucky State
- Julius Erving Award watch list for the nation's top small forward, as awarded by the Naismith Memorial Basketball Hall of Fame
- Tabbed No. 11 overall player by the Recruiting Services Consensus Index for the 2019 class
- Naismith High School Boys' All-America Third Team selection
- All-USA Today New Jersey First Team honors
- Considered an athletic freak and one of the best dunkers on the team with team-best 42-inch maximum vertical and team-high-tying hand width of 11.5 inches
- Averaged 19.4 points and 5.7 rebounds per game as a senior at Roselle Catholic
 - Scored in double figures in all 29 games during his senior season with 11 games of 20 or more points
- Helped lead Roselle Catholic to the New Jersey's Tournament of Champions as a junior
- Scored more than 2,000 points during his high school career
- McDonald's All American Game, Jordan Brand Classic and Allen Iverson Roundball Classic participant
 - Named co-MVP of the Iverson Classic after scoring 38 points
- Delayed signed his national letter of intent to the spring to return home to Chicago and sign at his elementary school as an inspiration to inner-city youth

Birthday: Jan. 8

Parents: Kelly Whitney and Chanel Tillmon

Major: Undeclared/exploratory studies in agriculture

Most memorable moment is ...
Winning a state high school basketball championship

Did you know?.
His father gave him his nickname of "The Dragon"

Game-By-Game Statistics

Opponent	Date	GS	Min	FG-A	Pct.	3FG-A	Pct.	FT-A	Pct.	Off-Def-Tot	PF	Ast	TO	Blk	Stl	Pts
vs. Michigan St.	11/5/19	*	22	1-3	.333	1-2	.500	1-3	.333	2-2-4	2	1	2	0	0	4
EKU	11/8/19	*	21	5-8	.625	0-1	.000	1-2	.500	1-1-2	3	0	2	0	1	11
EVANSVILLE	11/12/19	*	22	1-3	.333	1-3	.333	3-6	.500	1-2-3	2	0	1	0	2	6
UTAH VALLEY	11/18/19	*	25	2-5	.400	0-0	.000	0-0	.000	1-4-5	0	0	2	0	0	4
MT. ST. MARY'S	11/22/19	*	15	4-7	.571	1-1	1.000	0-0	.000	0-1-1	2	1	2	0	2	9
LAMAR	11/24/19	*	13	1-7	.143	0-0	.000	1-2	.500	0-2-2	0	1	0	2	0	3
UAB	11/29/19	*	19	0-5	.000	0-2	.000	2-2	1.000	2-0-2	1	2	1	0	0	2
FDU	12/7/19		18	3-4	.750	0-0	.000	1-2	.500	1-2-3	2	0	0	0	0	7
GEORGIA TECH	12/14/19		7	1-2	.500	0-0	.000	0-0	.000	2-1-3	0	1	2	0	0	2
vs. Utah	12/18/19		16	3-6	.500	1-3	.333	0-1	.000	2-0-2	5	1	1	0	0	7
vs. Ohio State	12/21/19	*	10	1-3	.333	0-1	.000	0-1	.000	1-0-1	1	0	1	0	0	2
LOUISVILLE	12/28/19		2	0-0	.000	0-0	.000	0-0	.000	0-0-0	0	0	0	0	0	0
MISSOURI	1/4/20		8	0-2	.000	0-1	.000	0-0	.000	0-0-0	0	0	0	0	0	0
at Georgia	1/7/20		11	0-0	.000	0-0	.000	0-0	.000	0-1-1	2	0	0	1	0	0
ALABAMA	1/11/20		9	0-3	.000	0-1	.000	0-0	.000	1-0-1	1	1	1	0	0	0
at South Carolina	1/15/20		10	1-4	.250	0-1	.000	0-2	.000	0-1-1	2	0	0	0	0	2

Career Statistics

Year	GP-GS	Min-Avg	FG-FGA	Pct	3FG-FGA	Pct	FT-FTA	Pct	Off-Def-Tot-Avg	PF-FO	Ast	TO	Blk	Stl	Pts	Avg
2019-20	16-8	228-14.3	23-62	.371	4-16	.250	9-21	.429	14-17-31-1.9	23-1	8	15	3	5	59	3.7
TOTAL	16-8	228-14.3	23-62	.371	4-16	.250	9-21	.429	14-17-31-1.9	23-1	8	15	3	5	59	3.7



2019-20 SEASON/CAREER HIGHS

Points		
Season	27, vs. LOUISVILLE (12/28/19)	
Career	27, vs. LOUISVILLE (12/28/19)	
Rebounds		
Season	7, 3x, last at Georgia (1/7/20)	
Career	7, 3x, last at Georgia (1/7/20)	
Field Goals		
Season	9, vs. LOUISVILLE (12/28/19)	
Career	9, vs. LOUISVILLE (12/28/19)	
Field Goals Attempted		
Season	17, vs. ALABAMA (1/11/20)	
Career	17, vs. ALABAMA (1/11/20)	
3-Point Field Goals		
Season	4, 2x, last vs. LOUISVILLE (12/28/19)	
Career	4, 2x, last vs. LOUISVILLE (12/28/19)	
3-Point Field Goals Attempted		
Season	7, vs. Michigan State (11/5/19)	
Career	7, vs. Michigan State (11/5/19)	
Free Throws		
Season	9, vs. Michigan State (11/5/19)	
Career	9, vs. Michigan State (11/5/19)	
Free Throws Attempted		
Season	10, vs. Michigan State (11/5/19)	
Career	10, vs. Michigan State (11/5/19)	
Assists		
Season	8, at Georgia (1/7/20)	
Career	8, at Georgia (1/7/20)	
Steals		
Season	2, 2x, last vs. GEORGIA TECH (12/14/19)	
Career	2, 2x, last vs. GEORGIA TECH (12/14/19)	
Blocks		
Season	4, at Georgia (1/7/20)	
Career	4, at Georgia (1/7/20)	
Minutes		
Season	41, vs. LOUISVILLE (12/28/19)	
Career	41, vs. LOUISVILLE (12/28/19)	
MISCELLANEOUS		
	2019-20	CAREER
Dunks	2	2
Double-Figure Scoring Games	11	11
Double-Figure Rebounding Games	0	0
Games With Double-Double	0	0
Games Led UK in Scoring	5	5
Games Led UK in Rebounding	3	3
Games Led UK in Assists	1	1
Games Led UK in Steals	2	2
Games Led UK in Blocks	2	2
Games With 3+ Assists	10	10
Games With 3+ Blocks	1	1
Games With 3+ Steals	0	0
Games With 3+ 3-Pointers	3	3

- Scored 13 points vs. South Carolina, the sixth time in the last seven games he has scored in double figures, averaging 15.9 points during that time span
- Shared team-high honors with 17 points and seven rebounds vs. Georgia while adding career highs with eight assists and four blocked shots
 - UK is 5-0 this season when he has at least four assists
- Named Bluegrass Sports Commission MVP against Louisville after scoring a career-high 27 points
 - Most points by a UK player vs. Louisville since Jodie Meeks had 28 on Jan. 5, 2009 and the most ever by a freshman in the rivalry
- Leading scorer this season with an average of 13.9 points per game
- Named NCAA March Madness National Player of the Week USBWA Wayman Tisdale National Freshman of Week for the week of Dec. 30
- Two-time SEC Freshman of the Week
- Averaging 22.7 points and 6.0 rebounds while shooting 53.8% from the field, 44.4% from 3-point range and 81.8% from the free-throw line in Kentucky's three games vs. AP ranked opponents
- Sensational debut on a national stage in Madison Square Garden with 26 points on 7-of-12 shooting to defeat No. 1/1 Michigan State
 - Made team-high three 3-pointers, including a dagger from four feet behind the line with just over a minute left to determine the outcome
 - 26 points are the most by a UK freshman in a debut in school history. Only Mike Casey, who scored 28 as a sophomore on Dec. 2, 1967, debuted with more to start a UK career
- Preseason All-America Honorable Mention by the Associated Press
- Preseason All-SEC Second Team selection by the league's media and coaches
- National watch lists: Citizen Naismith Trophy, Wooden Preseason Top 50, NABC National Player of the Year, Oscar Robertson Trophy, Bob Cousy Award
- Named Texas Mr. Basketball and the Dallas-Fort Worth Area Player of the Year
- 2018 USA Today All-Texas First Team, 2018 Texas Association of Basketball Coaches All-State First Team and crowned 2018 Dallas Morning News Sports Day Player of the Year as a junior
- Won a gold medal as a part of the U18 Team USA squad

Birthday: Nov. 4

Parents: Denyse and Tyrone Maxey

Major: Undeclared/exploratory studies in agriculture

Off the court he likes to ...
Watch Marvel movies and he's seen every one since 2008

Did you know?
He graduated in the top 5% of his graduating class

Game-By-Game Statistics

Opponent	Date	GS	Min	FG-A	Pct.	3FG-A	Pct.	FT-A	Pct.	Off-Def-Tot	PF	Ast	TO	Blk	Stl	Pts
vs. Michigan St.	11/5/19	32	7-12	.583	3-7	.429	9-10	.900	0-5-5	3	1	1	0	1	26	
EKU	11/8/19	26	2-6	.333	0-2	.000	5-5	1.000	0-3-3	0	3	4	0	1	9	
EVANSVILLE	11/12/19	33	5-12	.417	1-4	.250	4-5	.800	0-3-3	4	0	2	1	2	15	
UTAH VALLEY	11/18/19 *	37	4-14	.286	1-5	.200	5-7	.714	1-4-5	3	3	2	0	0	14	
MT. ST. MARY'S	11/22/19 *	33	4-7	.571	1-4	.250	2-2	1.000	0-1-1	1	6	3	0	0	11	
LAMAR	11/24/19 *	31	8-11	.727	4-6	.667	1-1	1.000	0-5-5	3	3	1	1	1	21	
UAB	11/29/19 *	33	3-9	.333	1-4	.250	0-0	.000	0-3-3	1	4	0	0	0	7	
FDU	12/7/19 *	27	1-8	.125	0-3	.000	0-0	.000	1-5-6	2	4	1	0	0	2	
GEORGIA TECH	12/14/19 *	38	0-9	.000	0-3	.000	6-6	1.000	1-6-7	1	6	3	0	2	6	
vs. Utah	12/18/19 *	29	7-13	.538	0-4	.000	4-6	.667	0-1-1	4	1	3	0	0	18	
vs. Ohio State	12/21/19 *	34	5-13	.385	1-6	.167	4-6	.667	0-6-6	5	3	3	0	1	15	
LOUISVILLE	12/28/19 *	41	9-14	.643	4-5	.800	5-6	.833	0-7-7	4	2	3	0	1	27	
MISSOURI	1/4/20 *	34	3-10	.300	0-5	.000	2-2	1.000	0-1-1	3	3	1	0	0	8	
at Georgia	1/7/20 *	39	7-15	.467	1-3	.333	2-5	.400	0-7-7	2	8	2	4	1	17	
ALABAMA	1/11/20 *	36	6-17	.353	1-3	.333	0-0	.000	1-3-4	2	1	4	0	0	13	
at South Carolina	1/15/20 *	32	5-7	.714	2-2	1.000	1-2	.500	0-1-1	2	1	0	0	0	13	

Career Statistics

Year	GP-GS	Min-Avg	FG-FGA	Pct	3FG-FGA	Pct	FT-FTA	Pct	Off-Def-Tot-Avg	PF-FO	Ast	TO	Blk	Stl	Pts	Avg
2019-20	16-13	536-33.5	76-177	.429	20-66	.303	50-63	.794	4-61-65-4.1	40-1	48	33	6	10	222	13.9
TOTAL	16-13	536-33.5	76-177	.429	20-66	.303	50-63	.794	4-61-65-4.1	40-1	48	33	6	10	222	13.9

2019-20 SEASON/CAREER HIGHS

Points		
Season	21, 2x, last vs. MISSOURI (1/4/20)	
Career	25, vs. FORT WAYNE (11/22/17)	
Rebounds		
Season	13, vs. LAMAR (11/24/19)	
Career	19, vs. SOUTHERN ILLINOIS (11/9/18)	
Field Goals		
Season	10, vs. EKU (11/8/19)	
Career	10, vs. EKU (11/8/19)	
Field Goals Attempted		
Season	13, vs. MISSOURI (1/4/20)	
Career	13, vs. MISSOURI (1/4/20)	
3-Point Field Goals		
Season	-	
Career	-	
3-Point Field Goals Attempted		
Season	-	
Career	-	
Free Throws		
Season	5, 4x, last at South Carolina (1/15/19)	
Career	7, vs. FORT WAYNE (11/22/17)	
Free Throws Attempted		
Season	8, at SOUTH CAROLINA (1/15/19)	
Career	10, at Vanderbilt (1/29/19)	
Assists		
Season	1, 7x, last vs. ALABAMA (1/11/20)	
Career	2, 2x, last at Alabama (1/5/19)	
Steals		
Season	2, vs. Ohio State (12/21/19)	
Career	2, vs. Ohio State (12/21/19)	
Blocks		
Season	7, vs. LAMAR (11/24/19)	
Career	7, vs. LAMAR (11/24/19)	
Minutes		
Season	35, 2x, last vs. LAMAR (11/24/19)	
Career	35, 2x, last vs. LAMAR (11/24/19)	
MISCELLANEOUS		
	2019-20	CAREER
Dunks	33	85
Double-Figure Scoring Games	12	21
Double-Figure Rebounding Games	7	10
Games With Double-Double	7	8
Games Led UK in Scoring	4	5
Games Led UK in Rebounding	8	20
Games Led UK in Assists	0	0
Games Led UK in Steals	0	0
Games Led UK in Blocks	10	38
Games With 3+ Assists	0	0
Games With 3+ Blocks	7	19
Games With 3+ Steals	0	0
Games With 3+ 3-Pointers	0	0

- Collected his seventh double-double of the season vs. Alabama and the eighth of his career with 13 points and 11 rebounds
- Had one double-double in his first 74 career games and now has seven in 16 games this season
- Shared team-high honors with 17 points and seven rebounds vs. Georgia
- Ranks first in the SEC and fourth nationally in field-goal percentage (.677)
- Enjoying career bests in a number of major categories, including points per game (13.1), rebounds per game (7.7), blocks per game (2.4) and field-goal percentage (.677)
 - Entered the season with career averages of 4.5 points, 3.9 rebounds and 1.1 blocks per game
- UK is 11-1 this season when he scores in double figures and 7-0 when he gets double-digit rebounds
- Blocked at least four shots in three of the last four games
- Tallied 13 points and 10 rebounds against Louisville
 - Scored seven straight points in overtime and took two key charges late -- all with four fouls
- Averaging 15.8 points, 9.4 rebounds and 2.8 blocks over the last five games
- Named USBWA Oscar Robertson National Player of the Week and SEC Co-Player of the week for Dec. 30 following the Louisville game
- Leads UK in rebounds and blocks
- Seven blocks vs. Lamar, the most since Karl-Anthony Towns' seven vs. Vanderbilt on Jan. 20, 2015
- Collected 21 points and 10 rebounds against Utah Valley
 - After making 8 of 11 from the field and all five at the charity stripe, Calipari said after the game that he may be the team's best overall shooter
- Declared for the NBA Draft but returned for his junior year
- Top wingspan on the team at 7-foot-5
- 25-point, 15-rebound game vs. Fort Wayne as a freshman
- Became the third UK player in the Calipari era with 25 points and 15 rebounds in a game (Terrence Jones vs. Notre Dame, 12/8/10); DeMarcus Cousins vs. Sam Houston State, 11/19/09)



Birthday: Nov. 29

Mother: Marion Tenn

Major: Community leadership and development

Off the court he likes to ...
Watch anime and his favorite show is Nitro

Did you know?
He loves dogs and has a german shepard named Luna

Game-By-Game Statistics

Opponent	Date	GS	Min	FG-A	Pct.	3FG-A	Pct.	FT-A	Pct.	Off-Def-Tot	PF	Ast	TO	Blk	Stl	Pts
vs. Michigan St.	11/5/19		25	2-7	.286	0-0	.000	3-4	.750	2-2-4	5	0	1	0	0	7
EKU	11/8/19	*	32	10-11	.909	0-0	.000	1-2	.500	1-9-10	2	1	2	4	0	21
EVANSVILLE	11/12/19	*	23	2-6	.333	0-0	.000	2-2	1.000	2-4-6	2	1	1	0	0	6
UTAH VALLEY	11/18/19	*	35	8-11	.727	0-0	.000	5-5	1.000	4-6-10	2	0	0	1	0	21
MT. ST. MARY'S	11/22/19	*	32	7-10	.700	0-0	.000	5-6	.833	4-2-6	1	1	3	3	0	19
LAMAR	11/24/19	*	35	5-9	.556	0-0	.000	0-2	.000	5-8-13	3	1	0	7	0	10
UAB	11/29/19	*	28	7-7	1.000	0-0	.000	2-4	.500	2-7-9	4	0	4	1	0	16
FDU	12/7/19	*	30	5-6	.833	0-0	.000	2-2	1.000	1-9-10	2	0	2	2	0	12
GEORGIA TECH	12/14/19	*	34	5-6	.833	0-0	.000	2-4	.500	1-3-4	4	0	1	4	1	12
vs. Utah	12/18/19	*	26	1-3	.333	0-0	.000	3-3	1.000	1-3-4	4	1	1	2	0	5
vs. Ohio State	12/21/19	*	12	1-1	1.000	0-0	.000	0-0	.000	0-0-0	4	0	2	1	2	2
LOUISVILLE	12/28/19	*	34	4-6	.667	0-0	.000	5-7	.714	6-4-10	4	0	1	1	0	13
MISSOURI	1/4/20	*	29	9-13	.692	0-0	.000	3-4	.750	3-9-12	5	1	2	4	0	21
at Georgia	1/7/20		25	8-11	.727	0-0	.000	1-2	.500	3-4-7	4	0	4	0	0	17
ALABAMA	1/11/20	*	32	5-11	.455	0-0	.000	3-6	.500	4-7-11	1	1	1	5	0	13
at South Carolina	1/15/20	*	24	5-6	.833	0-0	.000	5-8	.625	4-3-7	3	0	4	4	0	15

Career Statistics

Year	GP-GS	Min-Avg	FG-FGA	Pct	3FG-FGA	Pct	FT-FTA	Pct	Off-Def-Tot-Avg	PF-FO	Ast	TO	Blk	Stl	Pts	Avg
2017-18	37-37	543-14.7	69-112	.616	0-0	.000	51-71	.718	55-108-163-4.4	76-1	9	26	33	3	189	5.1
2018-19	37-3	446-12.1	49-82	.598	0-0	.000	49-71	.690	57-66-123-3.3	76-2	7	26	47	4	147	4.0
2019-20	16-15	457-28.6	84-124	.677	0-0	.000	42-61	.689	43-80-123-7.7	50-2	7	29	39	3	210	13.1
TOTAL	90-55	1446-16.1	202-318	.635	0-0	.000	142-203	.700	155-254-409-4.5	202-5	23	81	119	10	546	6.1

5

IMMANUEL QUICKLEY

Sophomore | Guard | 6-3 | 188 lbs | Havre de Grace, Md. | John Carroll School

[@IQ_GodSon](#) |
 [@immanuelquickley_](#) |
 [@immanuelquickley5](#)

2019-20 SEASON/CAREER HIGHS

Points		
Season	23, vs. MISSOURI (1/4/20)	
Career	23, vs. MISSOURI (1/4/20)	
Rebounds		
Season	9, vs. EVANSVILLE (11/12/19)	
Career	9, vs. EVANSVILLE (11/12/19)	
Field Goals		
Season	6, 3x, last at South Carolina (1/15/20)	
Career	6, 4x, last at South Carolina (1/15/20)	
Field Goals Attempted		
Season	12, 2x, last vs. GEORGIA TECH (12/14/19)	
Career	12, 2x, last vs. GEORGIA TECH (12/14/19)	
3-Point Field Goals		
Season	5, vs. ALABAMA (1/11/20)	
Career	5, vs. ALABAMA (1/11/20)	
3-Point Field Goals Attempted		
Season	8, vs. MISSOURI (1/4/20)	
Career	8, vs. MISSOURI (1/4/20)	
Free Throws		
Season	9, vs. MISSOURI (1/4/20)	
Career	9, vs. MISSOURI (1/4/20)	
Free Throws Attempted		
Season	9, vs. MISSOURI (1/4/20)	
Career	10, vs. NORTH DAKOTA (11/14/18)	
Assists		
Season	5, vs. EKU (11/8/19)	
Career	5, vs. EKU (11/8/19)	
Steals		
Season	2, 5x, last at Georgia (1/7/20)	
Career	3, vs. TEXAS A&M (1/8/19)	
Blocks		
Season	1, vs. MISSOURI (1/4/20)	
Career	1, 2x, last vs. MISSOURI (1/4/20)	
Minutes		
Season	37, vs. LOUISVILLE (12/28/19)	
Career	37, vs. LOUISVILLE (12/28/19)	
MISCELLANEOUS		
	2019-20	CAREER
Dunks	0	1
Double-Figure Scoring Games	11	17
Double-Figure Rebounding Games	0	0
Games With Double-Double	0	0
Games Led UK in Scoring	4	5
Games Led UK in Rebounding	1	1
Games Led UK in Assists	1	2
Games Led UK in Steals	4	6
Games Led UK in Blocks	0	0
Games With 3+ Assists	4	7
Games With 3+ Blocks	0	0
Games With 3+ Steals	0	1
Games With 3+ 3-Pointers	4	6

- Came off the bench for 20 points against South Carolina, including Kentucky's final seven points and the game-tying shot in the closing seconds
- Scored 19 key points in the victory vs. Alabama, hitting 5 of 6 3-pointers, plus a 3 and two foul shots in the final minute with the game hanging in the balance at 71-67
- Averaging team-best 19.0 points on 53.1% shooting, including 16 of 27 from 3 (59.3%), over the last five
 - Made 10 of his last 13 from behind the arc
- Came off the bench vs. Georgia to score 15 points, including 3 of 3 on 3-pointers, with five rebounds
 - 3-pointer with 8:08 gave UK its first lead of the second half and one it would not relinquish
- Made 28 of his last 29 free throws with his streak of 24 straight ending at Georgia
- Scored a career-high 23 points against Missouri, featuring a career-high four 3-pointers and a perfect 9-of-9 day at the foul line
- Scored a then-career-high 18 points, including 14 in the second and overtime, with two 3-pointers in the win over No. 3/4 Louisville
 - 8 of 8 from the free-throw line, including two makes late in overtime to seal the outcome
 - Drew main defensive assignment on Louisville leading scorer Jordan Nwora, who entered the game averaging 21.2 points, and limited him to season-low eight points on 2-of-10 shooting
- Leads UK in 3-point shooting (42.4%) and 3-pointers made (28) and has hit a trey in 14 of 15 games played
- Scored in double figures in 11 of the 15 games he's played in this season with eight games of 15 points or more
- Leads UK in free-throw shooting (93.3%), which is also ranked six nationally
- Scored 10 points in the victory vs. No. 1/1 Michigan State thanks to 7-of-8 performance, three of which sparked a 9-0 run to open up a 13-point second-half lead
- PreseasonNCAA March Madness Glue Guy
- Back-to-back Big Blue Madness 3-point champion
- Calipari on Quickley's transformation: "Immanuel isn't even the same player. It's like when PJ (Washington) came back. He has a different mentality. He's building his own confidence."
- McDonald's All American and won the 3-point contest at the event



Birthdate: June 17

Parents: Nitrease and Marcellous Quickly

Major: Undeclared/exploratory studies in agriculture

Two things to know
The best movie he saw this summer was Avengers: Endgame and his favorite restaurant in Lexington is Indi's

Did you know?
Favorite class is communications but he also excels musically and can play the saxophone, the piano and the drums

Game-By-Game Statistics

Opponent	Date	GS	Min	FG-A	Pct.	3FG-A	Pct.	FT-A	Pct.	Off-Def-Tot	PF	Ast	TO	Blk	Stl	Pts
vs. Michigan St.	11/5/19	*	30	1-6	.167	1-4	.250	7-8	.875	0-5-5	2	2	1	0	2	10
EKU	11/8/19	*	28	4-10	.400	1-3	.333	7-7	1.000	1-2-3	2	5	1	0	0	16
EVANSVILLE	11/12/19	*	35	5-12	.417	1-4	.250	5-5	1.000	2-7-9	2	1	3	0	0	16
UTAH VALLEY	11/18/19		DNP - Chest contusion													
MT. ST. MARY'S	11/22/19		21	5-8	.625	3-4	.750	0-0	.000	0-2-2	2	0	1	0	0	13
LAMAR	11/24/19		19	3-7	.429	1-4	.250	4-5	.800	0-1-1	3	3	2	0	2	11
UAB	11/29/19		20	3-6	.500	1-2	.500	2-2	1.000	1-3-4	0	0	2	0	0	9
FDU	12/7/19		21	2-8	.250	1-3	.333	2-2	1.000	0-1-1	0	3	1	0	0	7
GEORGIA TECH	12/14/19	*	36	6-12	.500	2-6	.333	2-2	1.000	1-2-3	2	2	3	0	2	16
vs. Utah	12/18/19	*	32	2-10	.200	0-4	.000	0-0	.000	1-3-4	3	2	0	0	2	4
vs. Ohio State	12/21/19		30	4-11	.364	1-5	.200	0-0	.000	1-2-3	3	2	1	0	1	9
LOUISVILLE	12/28/19		37	4-11	.364	2-6	.333	8-8	1.000	0-3-3	2	1	1	0	0	18
MISSOURI	1/4/20		33	5-9	.556	4-8	.500	9-9	1.000	0-3-3	1	1	2	1	1	23
at Georgia	1/7/20		34	5-10	.500	3-3	1.000	2-3	.667	2-3-5	2	2	0	0	2	15
ALABAMA	1/11/20		34	6-10	.600	5-6	.833	2-2	1.000	0-5-5	1	3	1	0	1	19
at South Carolina	1/15/20		34	6-9	.667	2-4	.500	6-7	.857	0-6-6	4	2	2	0	1	20

Career Statistics

Year	GP-GS	Min-Avg	FG-FGA	Pct	3FG-FGA	Pct	FT-FTA	Pct	Off-Def-Tot-Avg	PF-FO	Ast	TO	Blk	Stl	Pts	Avg
2018-19	37-7	684-18.5	55-148	.372	30-87	.345	53-64	.828	2-63-65-1.8	44-0	44	33	1	16	193	5.2
2019-20	15-5	445-29.7	61-139	.439	28-66	.424	56-60	.933	9-48-57-3.8	29-0	29	21	1	14	206	13.7
TOTAL	52-12	1129-21.7	116-287	.404	58-153	.379	109-124	.879	11-111-122-2.3	73-0	73	54	2	30	399	7.7

10

JOHNNY JUZANG

Freshman | Guard | 6-6 | 214 lbs | Los Angeles | Harvard-Westlake

[@JohnnyJuzang](#) | [@jsilky5](#)

2019-20 SEASON/CAREER HIGHS

2019-20 SEASON/CAREER HIGHS		
Points		
Season	5, vs. UAB (11/29/19)	
Career	5, vs. UAB (11/29/19)	
Rebounds		
Season	7, vs. ECU (11/8/19)	
Career	7, vs. ECU (11/8/19)	
Field Goals		
Season	2, vs. UAB (11/29/19)	
Career	2, vs. UAB (11/29/19)	
Field Goals Attempted		
Season	5, vs. FDU (12/7/19)	
Career	5, vs. FDU (12/7/19)	
3-Point Field Goals		
Season	1, 2x, last vs. UAB (11/29/19)	
Career	1, 2x, last vs. UAB (11/29/19)	
3-Point Field Goals Attempted		
Season	2, 6x, last vs. FDU (12/7/19)	
Career	2, 6x, last vs. FDU (12/7/19)	
Free Throws		
Season	4, vs. UTAH VALLEY (11/18/19)	
Career	4, vs. UTAH VALLEY (11/18/19)	
Free Throws Attempted		
Season	4, vs. UTAH VALLEY (11/18/19)	
Career	4, vs. UTAH VALLEY (11/18/19)	
Assists		
Season	1, 3x, last vs. FDU (12/7/19)	
Career	1, 3x, last vs. FDU (12/7/19)	
Steals		
Season	2, vs. FDU (12/7/19)	
Career	2, vs. FDU (12/7/19)	
Blocks		
Season	-	
Career	-	
Minutes		
Season	22, vs. FDU (12/7/19)	
Career	22, vs. FDU (12/7/19)	
MISCELLANEOUS		
	2019-20	CAREER
Dunks	0	0
Double-Figure Scoring Games	0	0
Double-Figure Rebounding Games	0	0
Games With Double-Double	0	0
Games Led UK in Scoring	0	0
Games Led UK in Rebounding	0	0
Games Led UK in Assists	0	0
Games Led UK in Steals	2	2
Games Led UK in Blocks	0	0
Games With 3+ Assists	0	0
Games With 3+ Blocks	0	0
Games With 3+ Steals	0	0
Games With 3+ 3-Pointers	0	0

- Did not play vs. Missouri and Georgia due to an illness. Was available to play vs Alabama
- Returned to play against South Carolina and recorded two points and five rebounds
- Recorded his first career start against Fairleigh Dickinson
- Scored career-high five points on 2-of-4 shooting vs. UAB
- After providing 18 quality minutes vs. Utah Valley, John Calipari said, "Johnny proved that he should play more"
- Drained his first career bucket, a 3-pointer, against Evansville
- Grabbed seven rebounds in 20 minutes vs. Eastern Kentucky
- Came off the bench to provide a spark against Kentucky State (exhibition), swishing three 3-pointers for nine points
- Late add to the 2019 class after reclassifying
- Ranked No. 34 prospect by the Recruiting Services Consensus Index
- Averaged 23.0 points, 8.5 rebounds and 3.4 assists per game during his junior season
- Named Mission League MVP
- All-California Interscholastic Federation First Team pick
- Harvard-Westlake claimed the CIF championship and the Mision League Championship for the first time since 2011 during his junior season
- Finalist for the U17 Team USA squad
- Knockdown shooter in high school. When describing Juzang's ability to score, Calipari has said, "We have had shot takers and we've had shot makers. Johnny is a shot maker"



Birthday: March 17

Parents: Hanh and Maxie Juzang

Major: Marketing

Most prized possession is ...
Reading journal and books

Did you know?
He was an honor roll student in high school and his brother, Christian, plays basketball at Harvard

Game-By-Game Statistics

Opponent	Date	GS	Min	FG-A	Pct.	3FG-A	Pct.	FT-A	Pct.	Off-Def-Tot	PF	Ast	TO	Blk	Stl	Pts
vs. Michigan St.	11/5/19	2	0-0	.000	0-0	.000	0-0	.000	0-0-0	1	0	0	0	0	0	0
EKU	11/8/19	20	0-4	.000	0-2	.000	0-0	.000	1-6-7	1	1	1	0	0	0	0
EVANSVILLE	11/12/19	12	1-1	1.000	1-1	1.000	0-0	.000	0-2-2	0	0	0	0	0	0	3
UTAH VALLEY	11/18/19	18	0-2	.000	0-2	.000	4-4	1.000	1-1-2	3	1	1	0	0	1	4
MT. ST. MARY'S	11/22/19	9	0-4	.000	0-2	.000	0-0	.000	0-3-3	0	0	0	0	0	0	0
LAMAR	11/24/19	14	1-3	.333	0-2	.000	0-0	.000	0-1-1	1	0	0	0	0	0	2
UAB	11/29/19	13	2-4	.500	1-2	.500	0-0	.000	2-0-2	1	0	0	0	0	0	5
FDU	12/7/19 *	22	1-5	.200	0-2	.000	2-2	1.000	1-2-3	0	1	0	0	0	2	4
GEORGIA TECH	12/14/19	4	0-1	.000	0-0	.000	0-0	.000	0-0-0	0	0	1	0	0	0	0
vs. Utah	12/18/19	3	0-0	.000	0-0	.000	0-0	.000	0-0-0	0	0	2	0	0	0	0
vs. Ohio State	12/21/19	8	1-3	.333	0-1	.000	0-0	.000	0-3-3	3	0	0	0	0	0	2
LOUISVILLE	12/28/19	2	0-0	.000	0-0	.000	0-0	.000	0-1-1	0	0	0	0	0	0	0
MISSOURI	1/4/20	DNP - Illness														
at Georgia	1/7/20	DNP - Illness														
ALABAMA	1/11/20	DNP - Coach's decision														
at South Carolina	1/15/20	8	1-4	.250	0-1	.000	0-0	.000	1-4-5	1	0	0	0	0	0	2

Career Statistics

Year	GP-GS	Min-Avg	FG-FGA	Pct	3FG-FGA	Pct	FT-FTA	Pct	Off-Def-Tot-Avg	PF-FO	Ast	TO	Blk	Stl	Pts	Avg
2019-20	13-1	136-10.5	7-31	.226	2-15	.133	6-6	1.000	6-23-29-2.2	11-0	3	5	0	3	22	1.7
TOTAL	13-1	136-10.5	7-31	.226	2-15	.133	6-6	1.000	6-23-29-2.2	11-0	3	5	0	3	22	1.7

12

KEION BROOKS JR.

Freshman | Forward | 6-7 | 205 lbs | Fort Wayne, Ind. | La Lumiere School

[@KeionB_12](#) | [@klbj.xii](#)

2019-20 SEASON/CAREER HIGHS

Points		
Season	15, vs. FDU (12/7/19)	
Career	15, vs. FDU (12/7/19)	
Rebounds		
Season	8, vs. EKU (11/8/19)	
Career	8, vs. EKU (11/8/19)	
Field Goals		
Season	6, vs. FDU (12/7/19)	
Career	6, vs. FDU (12/7/19)	
Field Goals Attempted		
Season	11, vs. FDU (12/7/19)	
Career	11, vs. FDU (12/7/19)	
3-Point Field Goals		
Season	1, 2x, last vs. UAB (11/29/19)	
Career	1, 2x, last vs. UAB (11/29/19)	
3-Point Field Goals Attempted		
Season	2, 6x, last at South Carolina (1/15/20)	
Career	2, 6x, last at South Carolina (1/15/20)	
Free Throws		
Season	2, 4x, last vs. LOUISVILLE (12/28/19)	
Career	2, 4x, last vs. LOUISVILLE (12/28/19)	
Free Throws Attempted		
Season	6, vs. EKU (11/8/19)	
Career	6, vs. EKU (11/8/19)	
Assists		
Season	1, 6x, last vs. Ohio State (12/21/19)	
Career	1, 6x, last vs. Ohio State (12/21/19)	
Steals		
Season	2, at South Carolina (1/15/20)	
Career	2, at South Carolina (1/15/20)	
Blocks		
Season	2, vs. Ohio State (12/21/19)	
Career	2, vs. Ohio State (12/21/19)	
Minutes		
Season	26, vs. GEORGIA TECH (12/14/19)	
Career	26, vs. GEORGIA TECH (12/14/19)	

MISCELLANEOUS		
	2019-20	CAREER
Dunks	7	7
Double-Figure Scoring Games	3	3
Double-Figure Rebounding Games	0	0
Games With Double-Double	0	0
Games Led UK in Scoring	0	0
Games Led UK in Rebounding	1	1
Games Led UK in Assists	0	0
Games Led UK in Steals	1	1
Games Led UK in Blocks	1	1
Games With 3+ Assists	0	0
Games With 3+ Blocks	0	0
Games With 3+ Steals	0	0
Games With 3+ 3-Pointers	0	0

- Made five consecutive starts
- Led the Wildcats with seven rebounds and two steals against South Carolina
- Recorded 10 points against Georgia Tech, his second straight game in double figures and third of the season
- Scored a career-high 15 points vs. Fairleigh Dickinson on 6-of-11 shooting in an efficient 16 minutes of action
 - Added five rebounds, a steal and a blocked shot
- Scored nine points with his first career 3-pointer vs. Lamar
- Posted his first double-figure scoring game as a Wildcat against Eastern Kentucky with 11 points
- Played 15 minutes in the win vs. No 1/1 Michigan State
- Ranked the No. 24 overall player by the Recruiting Services Consensus Index
- Versatile player who will spend time at both the wing and at the four
- Averaged 20.1 points and 7.5 rebounds per game for La Lumiere School, which appeared in the GEICO High School Nationals
 - In the semifinals of that tournament, he made 9 of 16 shots, including two from long range, and scored a team-high 20 points
- La Lumiere produced a 30-1 record and was ranked No. 1 in the country for much of his senior season
- USA Today All-USA Boys Basketball Honorable Mention selection
- Underrated athlete who is considered to be one of the best dunkers on the team with a 37-inch vertical
- Tabbed the Wayne Area Player of the Year and Fort Wayne News Player of the Year
- Scored 15 points in the Jordan Brand Classic
- Also reached the state finals in 2015-16



Birthday: Aug. 7

Parents: Keion Sr. and Sarit Brooks

Major: Undeclared/exploratory studies in agriculture

Chose his number because ...
It's the same number his dad wore in high school

Did you know?
He was an honor roll student in high school and his grandparents have been his life's greatest influences

Game-By-Game Statistics

Opponent	Date	GS	Min	FG-A	Pct.	3FG-A	Pct.	FT-A	Pct.	Off-Def-Tot	PF	Ast	TO	Blk	Stl	Pts
vs. Michigan St.	11/5/19	15	0-3	.000	0-2	.000	0-0	.000	0-2-2	2	0	1	0	0	0	0
EKU	11/8/19	20	5-7	.714	0-0	.000	1-6	.167	4-4-8	1	0	3	0	0	0	11
EVANSVILLE	11/12/19	21	3-8	.375	0-1	.000	0-0	.000	2-2-4	1	1	0	0	0	0	6
UTAH VALLEY	11/18/19	14	2-3	.667	0-0	.000	1-2	.500	0-4-4	1	0	0	0	0	0	5
MT. ST. MARY'S	11/22/19	18	1-3	.333	0-1	.000	0-1	.000	0-3-3	1	1	0	0	0	1	2
LAMAR	11/24/19	15	3-6	.500	1-2	.500	2-2	1.000	1-2-3	0	0	1	0	0	0	9
UAB	11/29/19	21	2-5	.400	1-1	1.000	0-0	.000	0-4-4	0	1	1	0	0	0	5
FDU	12/7/19	16	6-11	.545	1-2	.500	2-2	1.000	2-3-5	3	1	2	1	1	1	15
GEORGIA TECH	12/14/19	26	4-7	.571	0-0	.000	2-2	1.000	1-3-4	1	1	0	1	1	1	10
vs. Utah	12/18/19	18	4-8	.500	0-2	.000	0-0	.000	2-1-3	2	0	1	0	0	0	8
vs. Ohio State	12/21/19	9	0-3	.000	0-0	.000	0-0	.000	1-0-1	0	1	1	2	0	0	0
LOUISVILLE	12/28/19 *	25	0-4	.000	0-2	.000	2-2	1.000	1-0-1	2	0	2	1	1	1	2
MISSOURI	1/4/20 *	11	1-3	.333	0-1	.000	1-1	1.000	0-1-1	1	0	1	0	0	0	3
at Georgia	1/7/20 *	14	3-4	.750	0-0	.000	0-0	.000	1-0-1	1	0	2	0	0	0	6
ALABAMA	1/11/20 *	10	1-2	.500	0-0	.000	0-0	.000	0-0-0	2	0	1	0	0	0	2
at South Carolina	1/15/20 *	13	0-5	.000	0-2	.000	0-0	.000	3-4-7	3	0	1	1	1	2	0

Career Statistics

Year	GP-GS	Min-Avg	FG-FGA	Pct	3FG-FGA	Pct	FT-FTA	Pct	Off-Def-Tot-Avg	PF-FO	Ast	TO	Blk	Stl	Pts	Avg
2019-20	16-5	266-16.6	35-82	.427	3-16	.188	11-18	.611	18-33-51-3.2	21-0	6	17	6	6	84	5.3
TOTAL	16-5	266-16.6	35-82	.427	3-16	.188	11-18	.611	18-33-51-3.2	21-0	6	17	6	6	84	5.3

13

RILEY WELCH

Junior | Guard | 6-0 | 185 lbs | Littleton, Colo. | Chatfield

[@Riley_Welch](#) |
 [@riley_welch](#) |
 [@Riley.Welch.UK](#)

2019-20 SEASON/CAREER HIGHS

Points		
Season	-	
Career	5, at Denver (11/12/17)	
Rebounds		
Season	-	
Career	4, vs. UC RIVERSIDE (1/24/18)	
Field Goals		
Season	-	
Career	1, 4x, last at Hawaii (2/24/18)	
Field Goals Attempted		
Season	1, vs. MT. ST. MARY'S (11/22/19)	
Career	3, at Hawaii (2/24/18)	
3-Point Field Goals		
Season	-	
Career	1, 2x, last vs. CHAPMAN (11/14/17)	
3-Point Field Goals Attempted		
Season	-	
Career	1, 8x, last at Hawaii (2/24/18)	
Free Throws		
Season	-	
Career	2, 2x, last vs. UC RIVERSIDE (1/24/18)	
Free Throws Attempted		
Season	-	
Career	2, 2x, last vs. UC RIVERSIDE (1/24/18)	
Assists		
Season	-	
Career	4, vs. CHAPMAN (11/14/17)	
Steals		
Season	1, 2x, last vs. LAMAR (11/24/19)	
Career	1, 4x, last vs. LAMAR (11/24/19)	
Blocks		
Season	-	
Career	-	
Minutes		
Season	1, 3x, last vs. FDU (12/7/19)	
Career	14, vs. UC RIVERSIDE (1/24/18)	
MISCELLANEOUS		
	2019-20	CAREER*
Dunks	0	0
Double-Figure Scoring Games	0	0
Double-Figure Rebounding Games	0	0
Games With Double-Double	0	0
Games Led UK in Scoring	0	0
Games Led UK in Rebounding	0	0
Games Led UK in Assists	0	2
Games Led UK in Steals	0	0
Games Led UK in Blocks	0	0
Games With 3+ Assists	0	2
Games With 3+ Blocks	0	0
Games With 3+ Steals	0	0
Games With 3+ 3-Pointers	0	0

*includes UC Irvine/Division I statistics

- Four appearances with two steals in the first eight games
- Made first appearance as a Wildcat in regular-season action vs. Eastern Kentucky and recorded a steal
- Saw action in 27 games a season ago at the College of the Desert
- Averaged 8.2 points, 5.0 assists and 3.5 rebounds per game
- Dished out a team-high 134 assists and sunk 31 shots from beyond the arc
- Scored a career-high 29 points vs. San Jacinto on 9-of-11 shooting and 10 of 11 from the free-throw line
- Played at UC Irvine his freshman season, appearing in 27 games
 - Saw double-digit minutes four times
- Scored five points in his collegiate debut at Denver
- Played for Chatfield High School to conclude his prep career
 - Won a league or county championship during all four years of his high school career
- 2016 Chauncey Billups regional champion
- School reached the Colorado High School Activities Association Final Four in 2016
- Two-time All-Conference performer
- Academic All-State



Birthday: Sept. 26

Parents: John and Jean Welch

Major: Liberal studies

Of note

His dad, John, is an assistant with the Los Angeles Clippers and has coached in the NBA for more than 15 years. He also played for UNLV

Did you know?

He is a vegetarian and enjoys relaxing at the beach in his free time

Game-By-Game Statistics

Opponent	Date	GS	Min	FG-A	Pct.	3FG-A	Pct.	FT-A	Pct.	Off-Def-Tot	PF	Ast	TO	Blk	Stl	Pts
vs. Michigan St.	11/5/19	DNP - Coach's Decision														
EKU	11/8/19	<0	0-0	.000	0-0	.000	0-0	.000	0-0-0	0	0	0	0	0	1	0
EVANSVILLE	11/12/19	DNP - Coach's decision														
UTAH VALLEY	11/18/19	DNP - Coach's decision														
MT. ST. MARY'S	11/22/19	1	0-1	.000	0-0	.000	0-0	.000	0-0-0	0	0	0	0	0	0	0
LAMAR	11/24/19	1	0-0	.000	0-0	.000	0-0	.000	0-0-0	0	0	0	0	0	1	0
UAB	11/29/19	DNP - Coach's decision														
FDU	12/7/19	1	0-0	.000	0-0	.000	0-0	.000	0-0-0	0	0	0	0	0	0	0
GEORGIA TECH	12/14/19	DNP - Coach's decision														
vs. Utah	12/18/19	DNP - Coach's decision														
vs. Ohio State	12/21/19	DNP - Coach's decision														
LOUISVILLE	12/28/19	DNP - Coach's decision														
MISSOURI	1/4/20	DNP - Coach's decision														
at Georgia	1/7/20	DNP - Coach's decision														
ALABAMA	1/11/20	DNP - Coach's decision														
at South Carolina	1/15/20	DNP - Coach's decision														

Career Statistics

Year	GP-GS	Min-Avg	FG-FGA	Pct	3FG-FGA	Pct	FT-FTA	Pct	Off-Def-Tot-Avg	PF-FO	Ast	TO	Blk	Stl	Pts	Avg
2017-18	27-0	143-5.3	4-13	.308	2-8	.250	4-5	.800	2-12-14-0.5	22-0	15	7	0	2	14	0.5
2019-20	4-0	3-0.8	0-1	.000	0-0	.000	0-0	.000	0-0-0-0.0	0-0	0	0	0	2	0	0.0
TOTAL	31-0	146-4.7	4-14	.286	2-8	.250	4-5	.800	2-12-14-0.5	22-0	15	7	0	4	14	0.5

14

2019-20 SEASON/CAREER HIGHS

Points		
Season	-	
Career	-	
Rebounds		
Season	-	
Career	-	
Field Goals		
Season	-	
Career	-	
Field Goals Attempted		
Season	-	
Career	-	
3-Point Field Goals		
Season	-	
Career	-	
3-Point Field Goals Attempted		
Season	-	
Career	-	
Free Throws		
Season	-	
Career	-	
Free Throws Attempted		
Season	-	
Career	-	
Assists		
Season	-	
Career	-	
Steals		
Season	-	
Career	-	
Blocks		
Season	-	
Career	-	
Minutes		
Season	1, 3x, last vs. FDU (12/7/19)	
Career	1, 2x, last vs. LAMAR (11/24/19)	
MISCELLANEOUS		
	2019-20	CAREER
Dunks	0	0
Double-Figure Scoring Games	0	0
Double-Figure Rebounding Games	0	0
Games With Double-Double	0	0
Games Led UK in Scoring	0	0
Games Led UK in Rebounding	0	0
Games Led UK in Assists	0	0
Games Led UK in Steals	0	0
Games Led UK in Blocks	0	0
Games With 3+ Assists	0	0
Games With 3+ Blocks	0	0
Games With 3+ Steals	0	0
Games With 3+ 3-Pointers	0	0

- Four appearances in the first eight games
- Made first appearance as a Wildcat in regular-season action vs. Eastern Kentucky
- Walk-on who is one of the best prospects from the state of Kentucky
- Capped his high school career with 1,371 career points and 776 rebounds
- Two-year captain
- Named an All-10th Region First Team selection
- Averaged 15.0 points and 9.5 rebounds per game as a senior
 - Had 13 double-doubles
- Double-digit scorer over his final three seasons
- Three-time All-District Team selection and a three-time All-District Tournament Team pick
- Team claimed two District 40 titles
 - 10th Region runners-up in 2019



Birthday: July 15

Parents: Lynn and Melissa Canada

Major: Marketing

Proudest basketball moment is ...
Winning back-to-back district titles


Did you know?
He and UK teammate Dontaie Allen were AAU teammates and have been friends since seventh grade

Game-By-Game Statistics

Opponent	Date	GS	Min	FG-A	Pct.	3FG-A	Pct.	FT-A	Pct.	Off-Def-Tot	PF	Ast	TO	Blk	Stl	Pts
vs. Michigan St.	11/5/19	DNP - Coach's Decision														
EKU	11/8/19	<0	0-0	.000	0-0	.000	0-0	.000	0-0-0	0	0	1	0	0	0	0
EVANSVILLE	11/12/19	DNP - Coach's decision														
UTAH VALLEY	11/18/19	DNP - Coach's decision														
MT. ST. MARY'S	11/22/19	1	0-0	.000	0-0	.000	0-0	.000	0-0-0	0	0	0	0	0	0	0
LAMAR	11/24/19	1	0-0	.000	0-0	.000	0-0	.000	0-0-0	0	0	0	0	0	0	0
UAB	11/29/19	DNP - Coach's decision														
FDU	12/7/19	1	0-0	.000	0-0	.000	0-0	.000	0-0-0	0	0	0	0	0	0	0
GEORGIA TECH	12/14/19	DNP - Coach's decision														
vs. Utah	12/18/19	DNP - Coach's decision														
vs. Ohio State	12/21/19	DNP - Coach's decision														
LOUISVILLE	12/28/19	DNP - Coach's decision														
MISSOURI	1/4/20	DNP - Coach's decision														
at Georgia	1/7/20	DNP - Coach's decision														
ALABAMA	1/11/20	DNP - Coach's decision														
at South Carolina	1/15/20	DNP - Coach's decision														

Career Statistics

Year	GP-GS	Min-Avg	FG-FGA	Pct	3FG-FGA	Pct	FT-FTA	Pct	Off-Def-Tot-Avg	PF-FO	Ast	TO	Blk	Stl	Pts	Avg
2019-20	4-0	3-0.8	0-0	.000	0-0	.000	0-0	.000	0-0-0-0.0	0-0	0	1	0	0	0	0.0
TOTAL	4-0	3-0.8	0-0	.000	0-0	.000	0-0	.000	0-0-0-0.0	0-0	0	1	0	0	0	0.0



2019-20 SEASON/CAREER HIGHS

Points		
Season	25, vs. FDU (12/7/19)	
Career	25, vs. FDU (12/7/19)	
Rebounds		
Season	10, vs. Utah (12/18/19)	
Career	13, vs. SOUTH CAROLINA (2/5/19)	
Field Goals		
Season	12, vs. FDU (12/7/19)	
Career	12, vs. FDU (12/7/19)	
Field Goals Attempted		
Season	16, vs. FDU (12/7/19)	
Career	16, vs. FDU (12/7/19)	
3-Point Field Goals		
Season	1, vs. MT. ST. MARY'S (11/22/19)	
Career	1, 3x, last vs. MT. ST. MARY'S (11/22/19)	
3-Point Field Goals Attempted		
Season	2, vs. LAMAR (11/24/19)	
Career	2, vs. MISSISSIPPI STATE (1/22/19)	
Free Throws		
Season	4, at South Carolina (1/15/20)	
Career	4, at South Carolina (1/15/20)	
Free Throws Attempted		
Season	5, at South Carolina (1/15/20)	
Career	5, at South Carolina (1/15/20)	
Assists		
Season	2, at Georgia (1/7/20)	
Career	2, 5x, last at Georgia (1/7/20)	
Steals		
Season	1, 2x, last vs. Utah (12/18/19)	
Career	3, vs. Wofford (3/23/19)	
Blocks		
Season	3, vs. LAMAR (11/24/19)	
Career	4, at Ole Miss (3/5/19)	
Minutes		
Season	31, vs. UAB (11/29/19)	
Career	31, vs. UAB (11/29/19)	
MISCELLANEOUS		
	2019-20	CAREER
Dunks	9	27
Double-Figure Scoring Games	2	4
Double-Figure Rebounding Games	1	3
Games With Double-Double	0	1
Games Led UK in Scoring	2	2
Games Led UK in Rebounding	2	5
Games Led UK in Assists	0	0
Games Led UK in Steals	0	6
Games Led UK in Blocks	3	17
Games With 3+ Assists	0	0
Games With 3+ Blocks	1	4
Games With 3+ Steals	0	1
Games With 3+ 3-Pointers	0	0

- Contributed 24 productive minutes vs. Alabama with eight points (4 of 6 shooting) and six rebounds
 - The Wildcats were plus-19 with him on the floor, a team best
- Pitched in with eight points and a game-high 10 rebounds against Utah
 - First double-figure rebounding game of the season and third of his career
- Set a career-high scoring mark for the second straight game with 25 points against Fairleigh Dickinson to go along with nine rebounds
 - Became the first Wildcat with at least 12 makes since Shai Gilgeous-Alexander made 12 vs. Vanderbilt on Jan. 30, 2018
 - Averaged 13.8 points, 6.8 rebounds and 64.1% shooting in the first four games after returning from a right ankle sprain**
 - Scored a career-high 4 free throws in 5 attempts**
- After missing three games with a right ankle injury, led UK with a plus-29 mark – the best on the team – vs. Mount St. Mary's in just 15 minutes of play
- Declared for the NBA Draft but elected to return for his sophomore season
- Preseason All-SEC Second Team selection by the league's media and coaches
- Karl Malone Award watch list for the nation's top power forward, as awarded by the Naismith Memorial Basketball Hall of Fame
- Started nine of the final 11 games. UK was 8-1 in those games and 9-1 when he started
- Finished third on the team with 38 blocks, including a career-high four at Ole Miss
- All-around contributor who averaged 3.8 points, 4.1 rebounds and 1.0 blocks in 15.1 minutes per game
- Grabbed 11 rebounds in his NCAA Tournament debut against Abilene Christian
- In the first game without Reid Travis (sprained right knee), started and played 23 minutes -- his most since Nov. 28 -- recording six points, seven rebounds, and tying his career high in blocks (three) and steals (two)
- Had his best game as a Wildcat vs. South Carolina on Feb. 5, notching his first career double-double with 11 points and 13 rebounds, both career highs
- Averaged 25.6 points, 13.6 rebounds and 4.3 assists per game as a senior at Wheeler High School
- McDonald's All American

Birthday: Sept. 12

Parents: Efreem and Glenda Montgomery

Major: Community and leadership development

He's currently watching ...
Money Heist on Netflix

Did you know?
Favorite restaurant in Lexington is The Local Taco

Game-By-Game Statistics

Opponent	Date	GS	Min	FG-A	Pct.	3FG-A	Pct.	FT-A	Pct.	Off-Def-Tot	PF	Ast	TO	Blk	Stl	Pts
vs. Michigan St.	11/5/19	*	14	2-6	.333	0-0	.000	0-2	.000	0-2-2	1	0	1	2	0	4
EKU	11/8/19			DNP - Right ankle sprain												
EVANSVILLE	11/12/19			DNP - Right ankle sprain												
UTAH VALLEY	11/18/19			DNP - Right ankle sprain												
MT. ST. MARY'S	11/22/19		15	3-4	.750	1-1	1.000	0-0	.000	1-5-6	4	1	1	0	0	7
LAMAR	11/24/19		22	3-6	.500	0-2	.000	1-3	.333	1-3-4	0	0	2	3	0	7
UAB	11/29/19	*	31	7-13	.538	0-1	.000	2-2	1.000	2-6-8	3	0	1	2	0	16
FDU	12/7/19	*	27	12-16	.750	0-1	.000	1-2	.500	4-5-9	2	0	1	1	1	25
GEORGIA TECH	12/14/19	*	20	0-4	.000	0-0	.000	0-0	.000	1-2-3	2	1	0	0	0	0
vs. Utah	12/18/19	*	29	4-8	.500	0-0	.000	0-0	.000	4-6-10	2	1	1	0	1	8
vs. Ohio State	12/21/19	*	28	2-4	.500	0-0	.000	0-0	.000	2-3-5	3	1	0	0	0	4
LOUISVILLE	12/28/19	*	25	2-5	.400	0-0	.000	0-0	.000	0-5-5	4	1	1	2	0	4
MISSOURI	1/4/20	*	23	1-4	.250	0-0	.000	1-2	.500	2-2-4	3	0	2	1	0	3
at Georgia	1/7/20	*	21	1-3	.333	0-0	.000	0-1	.000	2-5-7	2	2	2	0	0	2
ALABAMA	1/11/20	*	25	4-6	.667	0-0	.000	0-0	.000	0-6-6	1	0	1	1	0	8
at South Carolina	1/15/20	*	26	1-4	.250	0-0	.000	4-5	.800	0-5-5	5	0	1	1	0	6

Career Statistics

Year	GP-GS	Min-Avg	FG-FGA	Pct	3FG-FGA	Pct	FT-FTA	Pct	Off-Def-Tot-Avg	PF-FO	Ast	TO	Blk	Stl	Pts	Avg
2018-19	37-10	558-15.1	60-125	.480	2-10	.200	17-30	.567	62-88-150-4.1	79-0	15	29	38	16	139	3.8
2019-20	13-11	309-23.8	42-83	.506	1-5	.200	9-17	.529	19-55-74-5.7	32-1	7	14	13	2	94	7.2
TOTAL	50-21	867-17.3	102-208	.490	3-15	.200	26-47	.553	81-143-224-4.5	111-1	22	43	51	18	233	4.7



THE STAT CREW SYSTEM
#10/12 Kentucky Combined Team Statistics (as of Jan 15, 2020)
All games



RECORD:	OVERALL	HOME	AWAY	NEUTRAL
ALL GAMES	12-4	10-1	1-1	1-2
CONFERENCE	3-1	2-0	1-1	0-0
NON-CONFERENCE	9-3	8-1	0-0	1-2

#	Player	gp-gs	min	avg	Total		3-Point		F-Throw		Rebounds			pf	dq	a	to	blk	stl	pts	avg	
					fg-fga	fg%	3fg-fga	3fg%	ft-fa	ft%	off	def	tot									avg
03	Maxey, Tyrese	16-13	536	33.5	76-177	.429	20-66	.303	50-63	.794	4	61	65	4.1	40	1	48	33	6	10	222	13.9
05	Quickley, Immanuel	15-5	445	29.7	61-139	.439	28-66	.424	56-60	.933	9	48	57	3.8	29	0	29	21	1	14	206	13.7
04	Richards, Nick	16-15	457	28.6	84-124	.677	0-0	.000	42-61	.689	43	80	123	7.7	50	2	7	29	39	3	210	13.1
00	Hagans, Ashton	16-16	530	33.1	60-141	.426	10-34	.294	79-97	.814	4	63	67	4.2	37	1	116	54	3	34	209	13.1
01	Sestina, Nate	13-6	311	23.9	30-66	.455	12-31	.387	22-27	.815	23	49	72	5.5	35	1	15	11	9	6	94	7.2
23	Montgomery, EJ	13-11	309	23.8	42-83	.506	1-5	.200	9-17	.529	19	55	74	5.7	32	1	7	14	13	2	94	7.2
12	Brooks Jr., Keion	16-5	266	16.6	35-82	.427	3-16	.188	11-18	.611	18	33	51	3.2	21	0	6	17	6	6	84	5.3
02	Whitney, Kahlil	16-8	228	14.3	23-62	.371	4-16	.250	9-21	.429	14	17	31	1.9	23	1	8	15	3	5	59	3.7
10	Juzang, Johnny	13-1	136	10.5	7-31	.226	2-15	.133	6-6	1.000	6	23	29	2.2	11	0	3	5	0	3	22	1.7
33	Jordan, Ben	2-0	1	0.5	0-1	.000	0-0	.000	0-0	.000	0	0	0	0.0	0	0	0	0	0	0	0	0.0
13	Welch, Riley	4-0	3	0.8	0-1	.000	0-0	.000	0-0	.000	0	0	0	0.0	0	0	0	0	0	2	0	0.0
14	Canada, Brennan	4-0	3	0.8	0-0	.000	0-0	.000	0-0	.000	0	0	0	0.0	0	0	0	1	0	0	0	0.0
Team												17	23	40				3				
Total.....		16	3225		418-907	.461	80-249	.321	284-370	.768	157	452	609	38.1	278	7	239	203	80	85	1200	75.0
Opponents.....		16	3225		372-962	.387	106-360	.294	169-262	.645	166	354	520	32.5	321	-	178	204	48	77	1019	63.7

TEAM STATISTICS	UK	OPP	Date	Opponent	Score	Att.	
SCORING	1200	1019	1	11/5/19	vs #1/1 Michigan State	w 69-62	19812
Points per game	75.0	63.7		11/8/19	EASTERN KENTUCKY	w 91-49	20163
Scoring margin	+11.3	-		11/12/19	EVANSVILLE	L 64-67	19101
FIELD GOALS-ATT	418-907	372-962	2	11/18/19	UTAH VALLEY	w 82-74	18859
Field goal pct	.461	.387	2	11/22/19	MOUNT ST. MARY'S	w 82-62	20351
3 POINT FG-ATT	80-249	106-360	2	11/24/19	LAMAR UNIVERSITY	w 81-56	20048
3-point FG pct	.321	.294	2	11/29/19	UAB	w 69-58	20401
3-pt FG made per game	5.0	6.6		12/7/19	FAIRLEIGH DICKINSON	w 83-52	20080
FREE THROWS-ATT	284-370	169-262		12/14/19	GEORGIA TECH	w 67-53	20111
Free throw pct	.768	.645	3	12/18/19	vs Utah	L 66-69	5507
F-Throws made per game	17.8	10.6	4	12/21/19	vs #5/4 Ohio State	L 65-71	12740
REBOUNDS	609	520		12/28/19	#3/4 LOUISVILLE	wot 78-70	20437
Rebounds per game	38.1	32.5	*	1/4/20	MISSOURI	w 71-59	20396
Rebounding margin	+5.6	-	*	1/7/20	at NR/RV Georgia	w 78-69	10523
ASSISTS	239	178	*	1/11/20	ALABAMA	w 76-67	20407
Assists per game	14.9	11.1	*	1/15/20	at South Carolina	L 78-81	18000
TURNOVERS	203	204					
Turnovers per game	12.7	12.8					
Turnover margin	+0.1	-					
Assist/turnover ratio	1.2	0.9					
STEALS	85	77					
Steals per game	5.3	4.8					
BLOCKS	80	48					
Blocks per game	5.0	3.0					
ATTENDANCE	220354	66582					
Home games-Avg/Game	11-20032	2-14262					
Neutral site-Avg/Game	-	3-12686					

* = Conference game
1 = State Farm Championship Classic | Madison Squire Garden (New York)
2 = BBN Showcase | Rupp Arena (Lexington, Ky.)
3 = Neon Hoops Showcase | T-Mobile Arena (Las Vegas)
4 = CBS Sports Classic | T-Mobile Arena (Las Vegas)

Score by Periods	1st	2nd	OT	Totals
#10/12 Kentucky	581	602	17	1200
Opponents	462	548	9	1019



THE STAT CREW SYSTEM
#10/12 Kentucky Combined Team Statistics (as of Jan 15, 2020)
Conference games only



RECORD:	OVERALL	HOME	AWAY	NEUTRAL
ALL GAMES	3-1	2-0	1-1	0-0
CONFERENCE	3-1	2-0	1-1	0-0
NON-CONFERENCE	0-0	0-0	0-0	0-0

##	Player	gp-gs	min	avg	Total		3-Point		F-Throw		Rebounds			pf	dq	a	to	blk	stl	pts	avg	
					fg-fga	fg%	3fg-fga	3fg%	ft-fta	ft%	off	def	tot									avg
05	Quickley, Immanuel	4-0	135	33.8	22-38	.579	14-21	.667	19-21	.905	2	17	19	4.8	8	0	8	5	1	5	77	19.3
04	Richards, Nick	4-4	110	27.5	27-41	.659	0-0	.000	12-20	.600	14	23	37	9.3	13	1	2	11	13	0	66	16.5
03	Maxeys, Tyrese	4-4	141	35.2	21-49	.429	4-13	.308	5-9	.556	1	12	13	3.3	9	0	13	7	4	1	51	12.8
00	Hagans, Ashton	4-4	139	34.8	10-35	.286	2-8	.250	26-34	.765	0	20	20	5.0	13	1	28	16	1	9	48	12.0
01	Sestina, Nate	4-0	86	21.5	9-21	.429	4-9	.444	5-8	.625	8	13	21	5.3	10	0	2	3	4	3	27	6.8
23	Montgomery, EJ	4-4	95	23.8	7-17	.412	0-0	.000	5-8	.625	4	18	22	5.5	11	1	2	6	3	0	19	4.8
12	Brooks Jr., Keion	4-4	48	12.0	5-14	.357	0-3	.000	1-1	1.000	4	5	9	2.3	7	0	0	5	1	2	11	2.8
10	Juzang, Johnny	1-0	8	8.0	1-4	.250	0-1	.000	0-0	.000	1	4	5	5.0	1	0	0	0	0	0	2	2.0
02	Whitney, Kahlil	4-0	38	9.5	1-9	.111	0-3	.000	0-2	.000	1	2	3	0.8	5	0	1	1	1	0	2	0.5
Team											6	7	13									
Total.....		4	800		103-228	.452	24-58	.414	73-103	.709	41	121	162	40.5	77	3	56	54	28	20	303	75.8
Opponents.....		4	800		102-264	.386	22-81	.272	50-82	.610	56	97	153	38.2	91	-	45	42	15	24	276	69.0

TEAM STATISTICS	UK	OPP	Date	Opponent	Score	Att.
SCORING	303	276	* 1/4/20	MISSOURI	w 71-59	20396
Points per game	75.8	69.0	* 1/7/20	at NR/RV Georgia	w 78-69	10523
Scoring margin	+6.8	-	* 1/11/20	ALABAMA	w 76-67	20407
FIELD GOALS-ATT	103-228	102-264	* 1/15/20	at South Carolina	L 78-81	18000
Field goal pct	.452	.386	* = Conference game			
3 POINT FG-ATT	24-58	22-81	1 = State Farm Championship Classic Madison Squire Garden (New York)			
3-point FG pct	.414	.272	2 = BBN Showcase Rupp Arena (Lexington, Ky.)			
3-pt FG made per game	6.0	5.5	3 = Neon Hoops Showcase T-Mobile Arena (Las Vegas)			
FREE THROWS-ATT	73-103	50-82	4 = CBS Sports Classic T-Mobile Arena (Las Vegas)			
Free throw pct	.709	.610				
F-Throws made per game	18.3	12.5				
REBOUNDS	162	153				
Rebounds per game	40.5	38.2				
Rebounding margin	+2.3	-				
ASSISTS	56	45				
Assists per game	14.0	11.3				
TURNOVERS	54	42				
Turnovers per game	13.5	10.5				
Turnover margin	-3.0	-				
Assist/turnover ratio	1.0	1.1				
STEALS	20	24				
Steals per game	5.0	6.0				
BLOCKS	28	15				
Blocks per game	7.0	3.8				
ATTENDANCE	40803	28523				
Home games-Avg/Game	2-20402	2-14262				
Neutral site-Avg/Game	-	0-0				

Score by Periods	1st	2nd	Totals
#10/12 Kentucky	140	163	303
Opponents	123	153	276



THE STAT CREW SYSTEM
 #10/12 Kentucky Team Game-by-Game Comparison (as of Jan 15, 2020)
All games



Opponent	1st	2nd	Score	Mar	Total FG	FG Pct	3-Pointers	3FG Pct	Free Throws	FT Pct	Rebounds	Assist	T/Over	Block	Steal	Fouls	
#1/1 Michigan State	34/24	35/38	69-62	+7	19-50/22-56	.380/.393	6-18/5-26	.333/.192	25-32/13-18	.781/.722	30/30	-	9/14	10/16	3/2	4/4	20/22
EASTERN KENTUCKY	46/25	45/24	91-49	+42	34-62/16-64	.548/.250	2-14/8-33	.143/.242	21-32/9-11	.656/.818	54/25	+29	17/7	18/21	6/0	8/10	13/21
EVANSVILLE	30/34	34/33	64-67	(3)	20-54/23-60	.370/.383	4-17/9-30	.235/.300	20-25/12-13	.800/.923	35/38	(3)	6/10	13/14	2/0	6/2	18/18
UTAH VALLEY	35/27	47/47	82-74	+8	25-57/26-64	.439/.406	1-12/11-31	.083/.355	31-34/11-18	.912/.611	46/27	+19	11/14	14/7	2/5	2/4	13/24
MOUNT ST. MARY'S	39/34	43/28	82-62	+20	30-55/22-61	.545/.361	6-15/5-24	.400/.208	16-18/13-18	.889/.722	35/31	+4	21/8	12/10	3/2	4/5	14/18
LAMAR UNIVERSITY	41/21	40/35	81-56	+25	29-57/21-64	.509/.328	10-22/7-17	.455/.412	13-19/7-15	.684/.467	41/34	+7	19/8	11/10	13/2	6/6	14/16
UAB	38/25	31/33	69-58	+11	26-55/24-58	.473/.414	5-15/8-16	.333/.500	12-16/2-5	.750/.400	39/26	+13	19/11	12/12	3/3	2/3	13/18
FAIRLEIGH DICKINSON	43/23	40/29	83-52	+31	32-62/21-65	.516/.323	2-11/5-24	.182/.208	17-19/5-6	.895/.833	42/33	+9	20/8	9/13	4/7	6/2	14/15
GEORGIA TECH	36/30	31/23	67-53	+14	24-51/23-53	.471/.434	4-12/5-17	.333/.294	15-18/2-6	.833/.333	34/25	+9	18/11	16/17	5/4	8/5	13/18
Utah	31/35	35/34	66-69	(3)	26-63/23-42	.413/.548	2-17/8-15	.118/.533	12-16/15-23	.750/.652	31/31	-	14/15	12/17	3/1	7/2	22/19
#5/4 Ohio State	36/37	29/34	65-71	(6)	25-59/22-44	.424/.500	7-23/6-19	.304/.316	8-13/21-27	.615/.778	25/33	(8)	17/15	11/14	3/7	7/5	25/16
#3/4 LOUISVILLE	32/24	29/37	78-70	+8	25-54/27-67	.463/.403	7-15/7-27	.467/.259	21-25/9-20	.840/.450	35/34	+1	12/12	11/11	5/0	5/5	22/25
MISSOURI	31/26	40/33	71-59	+12	20-48/21-58	.417/.362	4-16/6-18	.250/.333	27-30/11-17	.900/.647	36/31	+5	13/7	13/11	8/4	3/8	19/28
NR/RV Georgia	31/37	47/32	78-69	+9	31-62/24-57	.500/.421	6-12/5-23	.500/.217	10-20/16-23	.500/.696	41/35	+6	18/11	12/14	6/2	7/8	19/21
ALABAMA	45/35	31/32	76-67	+9	28-63/28-76	.444/.368	9-15/4-21	.600/.190	11-17/7-12	.647/.583	44/44	-	15/14	14/8	8/6	5/3	13/14
South Carolina	33/25	45/56	78-81	(3)	24-55/29-73	.436/.397	5-15/7-19	.333/.368	25-36/16-30	.694/.533	41/43	(2)	10/13	15/9	6/3	5/5	26/28

Note: Game totals are displayed in the format TEAM/OPPONENT for each category



THE STAT CREW SYSTEM
 #10/12 Kentucky Player High/Low Analysis (as of Jan 15, 2020)
 All games



#10/12 Kentucky - INDIVIDUAL GAME HIGHS

Points	27		Maxey, Tyrese vs #3/4 Louisville (12/28/19)
	26		Hagans, Ashton vs Utah Valley (11/18/19)
	26		Maxey, Tyrese vs #1/1 Michigan State (11/5/19)
	25		Montgomery, EJ vs Fairleigh Dickinson (12/7/19)
	23		Quickley, Immanuel vs Missouri (1/4/20)
Field Goals Made	12		Montgomery, EJ vs Fairleigh Dickinson (12/7/19)
	10		Richards, Nick vs Eastern Kentucky (11/8/19)
Field Goal Att.	17		Maxey, Tyrese vs Alabama (1/11/20)
	16		Montgomery, EJ vs Fairleigh Dickinson (12/7/19)
FG Pct (min 5 made)	1.000	(7-7)	Richards, Nick vs UAB (11/29/19)
	.909	(10-11)	Richards, Nick vs Eastern Kentucky (11/8/19)
3-Point FG Made	5		Quickley, Immanuel vs Alabama (1/11/20)
	5		Sestina, Nate vs #5/4 Ohio State (12/21/19)
3-Point FG Att.	8		Quickley, Immanuel vs Missouri (1/4/20)
	8		Sestina, Nate vs #5/4 Ohio State (12/21/19)
3-Pt FG Pct (min 2 made)	1.000	(3-3)	Quickley, Immanuel at NR/RV Georgia (1/7/20)
	1.000	(2-2)	Maxey, Tyrese at South Carolina (1/15/20)
Free Throws Made	12		Hagans, Ashton vs Utah Valley (11/18/19)
	9		Hagans, Ashton at South Carolina (1/15/20)
	9		Quickley, Immanuel vs Missouri (1/4/20)
	9		Maxey, Tyrese vs #1/1 Michigan State (11/5/19)
Free Throw Att.	12		Hagans, Ashton vs Utah Valley (11/18/19)
	11		Hagans, Ashton at South Carolina (1/15/20)
FT Pct (min 3 made)	1.000	(12-12)	Hagans, Ashton vs Utah Valley (11/18/19)
	1.000	(9-9)	Quickley, Immanuel vs Missouri (1/4/20)
	1.000	(8-8)	Quickley, Immanuel vs #3/4 Louisville (12/28/19)
	1.000	(7-7)	Hagans, Ashton vs Fairleigh Dickinson (12/7/19)
	1.000	(7-7)	Quickley, Immanuel vs Eastern Kentucky (11/8/19)
	1.000	(6-6)	Maxey, Tyrese vs Georgia Tech (12/14/19)
	1.000	(6-6)	Hagans, Ashton vs Mount St. Mary's (11/22/19)
	1.000	(5-5)	Richards, Nick vs Utah Valley (11/18/19)
	1.000	(5-5)	Quickley, Immanuel vs Evansville (11/12/19)
	1.000	(5-5)	Sestina, Nate vs Evansville (11/12/19)
	1.000	(5-5)	Maxey, Tyrese vs Eastern Kentucky (11/8/19)
	1.000	(5-5)	Hagans, Ashton vs #1/1 Michigan State (11/5/19)
	1.000	(4-4)	Sestina, Nate vs Missouri (1/4/20)
	1.000	(4-4)	Hagans, Ashton vs Lamar University (11/24/19)
	1.000	(4-4)	Juzang, Johnny vs Utah Valley (11/18/19)
	1.000	(4-4)	Sestina, Nate vs Utah Valley (11/18/19)
	1.000	(3-3)	Richards, Nick vs Utah (12/18/19)
	1.000	(3-3)	Sestina, Nate vs Mount St. Mary's (11/22/19)
Rebounds	13		Richards, Nick vs Lamar University (11/24/19)
	12		Richards, Nick vs Missouri (1/4/20)
	12		Sestina, Nate vs Utah Valley (11/18/19)
Assists	12		Hagans, Ashton vs UAB (11/29/19)
	11		Hagans, Ashton vs Fairleigh Dickinson (12/7/19)
Steals	4		Hagans, Ashton at NR/RV Georgia (1/7/20)
	4		Hagans, Ashton vs Utah (12/18/19)
Blocked Shots	7		Richards, Nick vs Lamar University (11/24/19)
	5		Richards, Nick vs Alabama (1/11/20)
Turnovers	6		Hagans, Ashton vs Georgia Tech (12/14/19)
	6		Hagans, Ashton vs Utah Valley (11/18/19)
Fouls	5		Hagans, Ashton at South Carolina (1/15/20)

	5	Montgomery, EJ at South Carolina (1/15/20)
	5	Richards, Nick vs Missouri (1/4/20)
	5	Sestina, Nate vs #3/4 Louisville (12/28/19)
	5	Maxey, Tyrese vs #5/4 Ohio State (12/21/19)
	5	Whitney, Kahlil vs Utah (12/18/19)
	5	Richards, Nick vs #1/1 Michigan State (11/5/19)
Minutes	43	Hagans, Ashton vs #3/4 Louisville (12/28/19)
	41	Maxey, Tyrese vs #3/4 Louisville (12/28/19)
	39	Maxey, Tyrese at NR/RV Georgia (1/7/20)
	38	Maxey, Tyrese vs Georgia Tech (12/14/19)
	37	Quickley, Immanuel vs #3/4 Louisville (12/28/19)
	37	Hagans, Ashton vs #5/4 Ohio State (12/21/19)
	37	Hagans, Ashton vs Utah (12/18/19)
	37	Hagans, Ashton vs Utah Valley (11/18/19)
	37	Maxey, Tyrese vs Utah Valley (11/18/19)



THE STAT CREW SYSTEM
 #10/12 Kentucky Opponent High/Low Analysis (as of Jan 15, 2020)
 All games



OPPONENT INDIVIDUAL GAME HIGHS

Points	26		COUISNARD, Jermaine at South Carolina (1/15/20)
	25		Timmy Allen vs Utah (12/18/19)
	23		Anthony Edwards at NR/RV Georgia (1/7/20)
	22		TJ Washington vs Utah Valley (11/18/19)
	21		Cassius Winston vs #1/1 Michigan State (11/5/19)
Field Goals Made	9		COUISNARD, Jermaine at South Carolina (1/15/20)
	8		Herbert Jones vs Alabama (1/11/20)
	8		Anthony Edwards at NR/RV Georgia (1/7/20)
	8		Steven Enoch vs #3/4 Louisville (12/28/19)
	8		Timmy Allen vs Utah (12/18/19)
	8		Tyreek Scott-Grayson vs UAB (11/29/19)
	8		TJ Washington vs Utah Valley (11/18/19)
Field Goal Att.	22		COUISNARD, Jermaine at South Carolina (1/15/20)
	20		Herbert Jones vs Alabama (1/11/20)
FG Pct (min 5 made)	.833	(5-6)	D.J. Carton vs #5/4 Ohio State (12/21/19)
	.714	(5-7)	Jordan Harris at NR/RV Georgia (1/7/20)
	.714	(5-7)	Malik Jefferson vs Mount St. Mary's (11/22/19)
3-Point FG Made	5		Davion Buster vs Lamar University (11/24/19)
	5		TJ Washington vs Utah Valley (11/18/19)
3-Point FG Att.	12		TJ Washington vs Utah Valley (11/18/19)
	11		Davion Buster vs Lamar University (11/24/19)
3-Pt FG Pct (min 2 made)	1.000	(2-2)	K.J. Riley vs Evansville (11/12/19)
	.800	(4-5)	COUISNARD, Jermaine at South Carolina (1/15/20)
	.800	(4-5)	Jalen Benjamin vs UAB (11/29/19)
Free Throws Made	10		Cassius Winston vs #1/1 Michigan State (11/5/19)
	9		Timmy Allen vs Utah (12/18/19)
Free Throw Att.	12		Timmy Allen vs Utah (12/18/19)
	11		Cassius Winston vs #1/1 Michigan State (11/5/19)
FT Pct (min 3 made)	1.000	(8-8)	K.J. Riley vs Evansville (11/12/19)
	1.000	(4-4)	Kyle Young vs #5/4 Ohio State (12/21/19)
	1.000	(4-4)	D.J. Carton vs #5/4 Ohio State (12/21/19)
	1.000	(4-4)	Damian Chong Qui vs Mount St. Mary's (11/22/19)
	1.000	(4-4)	Brandon Leftwich vs Mount St. Mary's (11/22/19)
	1.000	(4-4)	Trey Woodbury vs Utah Valley (11/18/19)
	1.000	(3-3)	Jeremiah Tilmon vs Missouri (1/4/20)
	1.000	(3-3)	E.J. Liddell vs #5/4 Ohio State (12/21/19)
	1.000	(3-3)	Ty TAYLOR vs Eastern Kentucky (11/8/19)
Rebounds	13		Avery Sullivan vs Lamar University (11/24/19)
	10		Dwayne Sutton vs #3/4 Louisville (12/28/19)
	10		Moses Wright vs Georgia Tech (12/14/19)
Assists	6		Rylan Jones vs Utah (12/18/19)
	5		CJ Walker vs #5/4 Ohio State (12/21/19)
	5		TJ Washington vs Utah Valley (11/18/19)
	5		Jacquess Hobbs vs Eastern Kentucky (11/8/19)
Steals	4		Dru Smith vs Missouri (1/4/20)
	3		Sahvir Wheeler at NR/RV Georgia (1/7/20)
	3		Jordan Harris at NR/RV Georgia (1/7/20)
	3		Davion Buster vs Lamar University (11/24/19)
Blocked Shots	4		John Petty Jr. vs Alabama (1/11/20)
	3		James Banks III vs Georgia Tech (12/14/19)
	3		Elyjah Williams vs Fairleigh Dickinson (12/7/19)
Turnovers	9		Jomaru Brown vs Eastern Kentucky (11/8/19)
	6		Sam Cunliffe vs Evansville (11/12/19)

Fouls	5	KOTSAR, Maik at South Carolina (1/15/20)
	5	MINAYA, Justin at South Carolina (1/15/20)
	5	Rayshaun Hammonds at NR/RV Georgia (1/7/20)
	5	Mitchell Smith vs Missouri (1/4/20)
	5	Kaleb Wesson vs #5/4 Ohio State (12/21/19)
	5	James Banks III vs Georgia Tech (12/14/19)
	5	Kassim Nicholson vs UAB (11/29/19)
	5	Chidozie Collin Nnam vs Mount St. Mary's (11/22/19)



THE STAT CREW SYSTEM
 #10/12 Kentucky Season Box - Average per 40 Minutes (as of Jan 15, 2020)
All games



##	Player	min	fgm	fga	pct	3fgm	3fga	pct	ftm	fta	pct	oreb	dreb	treb	pf	a	to	blk	stl	pts
12	Brooks Jr., Keion	40	5.3	12.3	.427	0.5	2.4	.188	1.7	2.7	.611	2.7	5.0	7.7	3.2	0.9	2.6	0.9	0.9	12.6
14	Canada, Brennan	40	0.0	0.0	.000	0.0	0.0	.000	0.0	0.0	.000	0.0	0.0	0.0	0.0	0.0	13.3	0.0	0.0	0.0
00	Hagans, Ashton	40	4.5	10.6	.426	0.8	2.6	.294	6.0	7.3	.814	0.3	4.8	5.1	2.8	8.8	4.1	0.2	2.6	15.8
33	Jordan, Ben	40	0.0	40.0	.000	0.0	0.0	.000	0.0	0.0	.000	0.0	0.0	0.0	0.0	0.0	0.0	0.0	0.0	0.0
10	Juzang, Johnny	40	2.1	9.1	.226	0.6	4.4	.133	1.8	1.8	1.000	1.8	6.8	8.5	3.2	0.9	1.5	0.0	0.9	6.5
03	Maxey, Tyrese	40	5.7	13.2	.429	1.5	4.9	.303	3.7	4.7	.794	0.3	4.6	4.9	3.0	3.6	2.5	0.4	0.7	16.6
23	Montgomery, EJ	40	5.4	10.7	.506	0.1	0.6	.200	1.2	2.2	.529	2.5	7.1	9.6	4.1	0.9	1.8	1.7	0.3	12.2
05	Quickley, Immanuel	40	5.5	12.5	.439	2.5	5.9	.424	5.0	5.4	.933	0.8	4.3	5.1	2.6	2.6	1.9	0.1	1.3	18.5
04	Richards, Nick	40	7.4	10.9	.677	0.0	0.0	.000	3.7	5.3	.689	3.8	7.0	10.8	4.4	0.6	2.5	3.4	0.3	18.4
01	Sestina, Nate	40	3.9	8.5	.455	1.5	4.0	.387	2.8	3.5	.815	3.0	6.3	9.3	4.5	1.9	1.4	1.2	0.8	12.1
13	Welch, Riley	40	0.0	13.3	.000	0.0	0.0	.000	0.0	0.0	.000	0.0	0.0	0.0	0.0	0.0	0.0	0.0	26.7	0.0
02	Whitney, Kahlil	40	4.0	10.9	.371	0.7	2.8	.250	1.6	3.7	.429	2.5	3.0	5.4	4.0	1.4	2.6	0.5	0.9	10.4
	Total.....	40	25.9	56.2	.461	5.0	15.4	.321	17.6	22.9	.768	9.7	28.0	37.8	17.2	14.8	12.6	5.0	5.3	74.4
	Opponents.....	40	23.1	59.7	.387	6.6	22.3	.294	10.5	16.2	.645	10.3	22.0	32.2	19.9	11.0	12.7	3.0	4.8	63.2

Note: All statistics are pro-rated based on an average per 40-minute game.



THE STAT CREW SYSTEM
#10/12 Kentucky Other Metrics (as of Jan 15, 2020)
All games



#	Player	Min	AST%	EFG%	TS%	Usg%	DRB%	ORB%	TRB%
12	Brooks Jr., Keion	266	4.4	.445	.467	20.4	12.9	8.5	11.0
14	Canada, Brennan	3	0.0	.000	.000	16.9	0.0	0.0	0.0
00	Hagans, Ashton	530	40.9	.461	.569	22.7	12.4	1.0	7.2
33	Jordan, Ben	1	0.0	.000	.000	50.7	0.0	0.0	0.0
10	Juzang, Johnny	136	3.7	.258	.327	14.4	17.7	5.6	12.2
03	Maxey, Tyrese	536	17.7	.486	.542	22.5	11.9	0.9	6.9
23	Montgomery, EJ	309	4.4	.512	.519	17.1	18.6	7.8	13.7
05	Quickley, Immanuel	445	12.8	.540	.623	21.2	11.3	2.6	7.3
04	Richards, Nick	457	3.3	.677	.696	19.9	18.3	11.9	15.4
01	Sestina, Nate	311	8.7	.545	.603	14.5	16.4	9.3	13.2
13	Welch, Riley	3	0.0	.000	.000	16.9	0.0	0.0	0.0
02	Whitney, Kahlil	228	6.4	.403	.414	19.2	7.8	7.8	7.8

Estimated possessions: 1122.9
Team offensive rating (ORtg): 106.9
Team defensive rating (DRtg): 90.7

AST% - An estimate of the pct of teammate field goals assisted while on the floor

EFG% - Effective FG% (adjusts to include additional points from 3FGs)

TS% - True Shooting% (takes into account field goals, 3-point field goals, and free throws)

Usg% - An estimate of the pct of team plays used while on the floor

DRB% - An estimate of the pct of available defensive rebounds grabbed while on the floor

ORB% - An estimate of the pct of available offensive rebounds grabbed while on the floor

TRB% - An estimate of the pct of all available rebounds grabbed while on the floor

ORtg - Offensive rating - points scored per 100 possessions

DRtg - Defensive rating - points allowed per 100 possessions