

• HOW TO FOLLOW •

ESPN
 Bob Wischusen (PxP) • Dick Vitale (Analyst)
 Kris Budden (Reporter)

RAZORBACK SPORTS NETWORK
 Chuck Barrett (PxP)
 Matt Zimmerman (Analyst)

SATELLITE RADIO
 Sirius: -- • XM: 381
 Online Channel: 371

LIVE STATS / WATCH SEC NETWORK ONLINE
www.Arkansas.StatBroadcast.com
<http://www.espn.com/watch?id=bcbe3a3f-da2d-4532-aa6d-552636854ad6>

2019-20 RAZORBACK SCHEDULE/RESULTS

DATE	OPPONENT	LOCATION	RESULT	SCORE
Nov. 5	RICE OWLS	FAYETTEVILLE BUD WALTON ARENA	W	91 43
Nov. 12	NORTH TEXAS MEAN GREEN	FAYETTEVILLE BUD WALTON ARENA	W	66 43
Nov. 16	MONTANA GRIZZLIES	FAYETTEVILLE BUD WALTON ARENA	W	64 46
Nov. 19	TEXAS SOUTHERN TIGERS	FAYETTEVILLE BUD WALTON ARENA	W	82 51
Nov. 22	SOUTH DAKOTA COYOTES	FAYETTEVILLE BUD WALTON ARENA	W	77 56
Nov. 25	AT GEORGIA TECH YELLOW JACKETS	ATLANTA, GA. MCCANISH PAVILION	WOT	62 61
Nov. 30	NORTHERN KENTUCKY NORSE	FAYETTEVILLE BUD WALTON ARENA	W	66 60
Dec. 3	AUSTIN PEAY GOVERNORS	FAYETTEVILLE BUD WALTON ARENA	W	69 61
Dec. 7	AT WESTERN KENTUCKY HILTTOPPERS	BOWLING GREEN, KY. E.A. DIDDLE ARENA	OTL	79 86
Dec. 14	TULSA GOLDEN HURRICANE	FAYETTEVILLE BUD WALTON ARENA	W	98 79
Dec. 21	VS VALPARAISO CRUSADERS	NORTH LITTLE ROCK SIMMONS BANK ARENA	W	72 68
Dec. 29	AT INDIANA HOOSIERS	BLOOMINGTON, IND. SIMON SCAOOT ASSEMBLY HALL	W	71 64
Jan. 4	TEXAS A&M AGGIES	FAYETTEVILLE BUD WALTON ARENA	W	69 59
Jan. 8	AT LSU TIGERS	BATON ROUGE, LA. MARABACH ASSEMBLY CENTER	L	77 79
Jan. 11	AT OLE MISS REBELS	OXFORD, MISS. THE PAVILION	W	76 72
Jan. 15	VANDERBILT COMMODORES	FAYETTEVILLE BUD WALTON ARENA	W	75 55
Jan. 18	#10/12 KENTUCKY WILDCATS	FAYETTEVILLE BUD WALTON ARENA		3:00 PM
Jan. 22	AT MISSISSIPPI STATE BULLDOGS	STARKVILLE, MISS. HUMPHREY COLISEUM		6:00 PM
Jan. 25	TCU % HORNED FROGS	FAYETTEVILLE BUD WALTON ARENA		3:00 PM
Jan. 29	SOUTH CAROLINA GAMECOCKS	FAYETTEVILLE BUD WALTON ARENA		7:30 PM
Feb. 1	AT ALABAMA CRIMSON TIDE	TUSCALOOSA, ALA. COLEMAN COLISEUM		5:00 PM
Feb. 4	AUBURN TIGERS	FAYETTEVILLE BUD WALTON ARENA		6:00 PM
Feb. 8	AT MISSOURI TIGERS	COLUMBIA, MO. MIZZOU ARENA		2:30 PM
Feb. 11	AT TENNESSEE VOLUNTEERS	KNOXVILLE, TENN. THOMPSON-BOLING ARENA		6:00 PM
Feb. 15	MISSISSIPPI STATE BULLDOGS	FAYETTEVILLE BUD WALTON ARENA		NOON
Feb. 18	AT FLORIDA GATORS	GAINESVILLE, FLA. STEPHEN C. O'CONNELL CENTER		6:00 PM
Feb. 22	MISSOURI TIGERS	FAYETTEVILLE BUD WALTON ARENA		NOON
Feb. 26	TENNESSEE VOLUNTEERS	FAYETTEVILLE BUD WALTON ARENA		7:30 PM
Feb. 29	AT GEORGIA BULLDOGS	ATHENS, GA. STEGEMAN COLISEUM		5:00 PM
Mar. 4	LSU TIGERS	FAYETTEVILLE BUD WALTON ARENA		6:00 PM
Mar. 7	AT TEXAS A&M AGGIES	COLLEGE STATION, TEXAS REED ARENA		3:30 PM
Mar. 11-15	AT SEC TOURNAMENT	NASHVILLE, TENN. BRIDGESTONE ARENA		

BOLD - Home Game * - SEC Game
 + - Collegiate Hoops Roadshow - Razorback Regional % - Big 12/SEC Challenge
 ^ - SEC Tournament

Arkansas SID: Mike Cawood • tmcaawood@uark.edu • 479-236-2090

www.ArkansasRazorbacks.com
www.CoachMuss.com

@RazorbackMBB @RazorbackMBB /RazorbackMBB

ARKANSAS RAZORBACKS

GAME 17

JANUARY 18, 2020 • SATURDAY • 3:00 PM • FAYETTEVILLE, ARK.
 NOLAN RICHARDSON COURT / BUD WALTON ARENA (19,200)

(RV/RV • #28/#28) ARKANSAS RAZORBACKS

Overall: 14-2 3-1 SEC
 Head Coach: Eric Musselman (San Diego '87)
 At Arkansas: 14-2 (1st Yr) • Collegiate HC Record: 124-36 (5th Yr)

#10/#12 KENTUCKY WILDCATS

Overall: 12-4 3-1 SEC
 Head Coach: John Calipari (Clarion State '82)
 At UK: 317-75 (12th Yr) • Overall: 762-215 (28th Yr)

Versus Kentucky

This will be the 44th meeting between Arkansas and Kentucky. The Razorbacks trail in the series, 11-32, but are 7-7 in Fayetteville.

The last time Arkansas defeated Kentucky was a season sweep - both in overtime - in 2014. The Hogs won at home, 87-85 in OT on a Michael Qualls dunk at the buzzer - one of the top plays of the decade for Razorback athletics. Later, Arkansas won 71-67 in OT in Rupp Arena.

LAST SEASON IN RUPP: Immanuel Quickley made two free throws with one second left to secure a 70-66 victory for the fourth-ranked Kentucky Wildcats over Arkansas.

The Razorbacks were down one, 66-65, with 12 seconds left after a Mason Jones 3-pointer. Tyler Herro, who scored a game-high 29 points, made two free throws to give Kentucky a three-point lead with five ticks left. The Wildcats chose to foul Jalen Harris in the back-court to keep the Razorbacks from attempting a game-tying 3-pointer. Harris made the first free throw and intentionally missed the second. A violation on the second attempt gave Kentucky the ball. Arkansas defended Kentucky's inbound play twice, but Kentucky eventually got the ball in to Quickley, who sealed the win.

The Razorbacks played a near-perfect first half, committing just one turnover with 10 assists, that led 39-28 Arkansas lead at the break.

Desi Sills hit two 3-pointers to start the second half and Arkansas built its lead to as many as 15, 45-30. Arkansas also held a 12-point cushion with 14:40 left. Kentucky answered with an 18-3 run to take a 3-point lead, 54-51, with 7:07 left and never relinquished the lead.

Joe led the Razorbacks with 19 points, making 5-of-7 from 3-point range. Sills had 15 points Daniel Gafford, who missed most of the first after getting two quick fouls, finished with 14 points and eight rebounds, including 12 points and seven rebounds in the second half.

Recapping Vandy; Joe and Jones Woes / Notes

Jimmy Whitt Jr., scored a career-high 30 points and grabbed eight rebounds to lead Arkansas to a 75-55 victory over Vanderbilt.

Reggie Chaney (6-of-6 FG and 2-of-2 FT) tied his career-high with 14 points while Desi Sills contributed 13 points and a career-high seven rebounds.

Whitt's career-high 30 points were unexpected as the game featured 3 of the top 10 scorers in the SEC - Mason Jones (#2 in scoring in the SEC) and Isaiah Joe (#4) as well as Vanderbilt's Saben Lee (#10).

All three went scoreless in the first half.

^ Lee scored his first points - a dunk and free throw - at 17:24 of the second half. Lee finished with 17 points.

^ Joe made his first basket - a deep 3-pointer at 16:47. Joe would make back-to-back 3-pointers for a 10-point Razorback lead (43-33). Joe finished with 12 points.

^ Jones' first point came on free throw at 5:35. He finished with eight assists - one shy of his career high.

After Lee's first points - and old-fashion 3-point play at 17:24 - the Commodores got to within four (37-33). However, that is as close as they would get. Arkansas got the back-to-back 3-pointers from Joe to lead by 10 and held a double-digit advantage the rest of the way.

Arkansas out-rebounded Vanderbilt 38-30. It was just the fourth time Arkansas has out-rebounded an opponent this season.

Vanderbilt entered the game first in the SEC in 3-point percentage (.375) and second in the SEC in 3-pointers made (9.5). The Razorbacks held Vandy to just 5-of-20 (25%).

Vanderbilt had zero steals (entered the game fifth in the SEC by averaging 7.6 steals per game. The last time an Arkansas opponent had zero steals was North Texas on Jan. 3, 2004.

Arkansas tied a season high with 19 assists.

VERSUS KENTUCKY:

Arkansas Trails.....	11-32
Home.....	Series Tied..... 7-7
Away.....	ARK Trails..... 3-15
Neutral.....	ARK Trails..... 1-10
SEC ONLY	ARK Trails 11-27

THE SERIES:

DATE	SCORE	LOCATION
12/18/45	L 62-46	A
12/13/48	L 76-39	A
01/02/50	L 57-53	N (LR)
03/25/78	5/1 L 64-59	N (St. Louis)
01/25/92	9/8 W 105-88	A
02/10/93	14/2 W 101-94	H
03/13/93	14/4 L 92-81	A
02/09/94	3/4 W 90-82	A
03/12/94	1/10 L 90-78	N (Memphis)
01/29/95	9/5 W 94-92	H
03/12/95	5/3 L 95-93 (OT)	N (Atlanta)
02/11/96	-/2 L 88-73	A
03/09/96	-/1 L 95-75	N (New Orleans)
01/26/97	-/3 L 83-73	H
01/17/98	22/6 L 80-77 (OT)	A
03/07/98	16/7 L 99-74	N (Atlanta)
02/20/99	-/6 W 74-70	H
03/07/99	22/14 L 76-63	N (Atlanta)
02/26/00	-/18 L 60-55	A
03/10/00	-/16 W 86-72	N (Atlanta)
02/25/01	-/13 W 82-78	H
03/10/01	-/15 L 87-78	N (Nashville)
02/23/02	-/12 L 71-58	A
02/19/03	-/2 L 66-50	H
02/18/04	-/9 L 73-56	A
01/29/05	-/6 L 68-67	H
01/29/06	L 69-67	A
02/03/07	L 82-74	H
02/23/08	L 63-58	A
02/14/09	L 79-63	H
01/23/10	-/2 L 101-70	A
02/23/11	-/22 W 77-76 (OT)	H
01/17/12	-/22 L 86-63	A
03/02/13	W 73-60	H
01/14/14	-/13 W 87-85 (OT)	H
02/27/14	-/17 W 71-67 (OT)	A
02/28/15	18/1 L 84-67	A
03/15/15	21/1 L 78-63	N (Nashville)
01/21/16	-/23 L 80-66	H
01/07/17	-/6 L 97-71	A
03/12/17	-/8 L 82-65	N (Nashville)
02/20/18	L 87-72	H
02/26/19	-/4 L 70-66	A



Isaiah Joe is 1 of 20 named to the 2020 Jerry West Shooting Guard of the Year Award watch list.

FANS CAN VOTE AT:
www.hoophallawards.com

THE BASKETBALL HALL OF FAME

JERRY WEST AWARD



ERIC MUSSELMAN

ARKANSAS HEAD COACH

124-36 • 5th year as head collegiate coach
503-291 • 14 seasons as professional head coach

COLLEGIATE HEAD COACHING RECORD

Year	Record	Conference	Postseason
2015-16	24-14	10-8 MW (T4th)	CBI Champion
2016-17	28-7	14-4 MW (1st) ^ *	NCAA 1st Round
2017-18	29-8	15-3 MW (1st) ^	NCAA Sweet 16
2018-19	29-5	15-3 MW (1st) ^	NCAA 1st Round
2019-20	14-2	3-1 SEC	
Totals	124-36	57-19	

^ - Regular season champion / * - Tournament champion

Eric Musselman was named Arkansas' 13th head men's basketball coach on April 7, 2019. He has over 30 years of coaching experience, including four as a head coach at Nevada and 14 as a professional head coach.

In his four years as Nevada head coach, Musselman won at least 24 games each season (24, 28, 29 and 29) to post a 110-34 record and .764 winning percentage - sixth-best among active Division I coaches. Prior to entering the collegiate head coaching ranks, Musselman was a head coach for seven professional teams, including two seasons with the Golden State Warriors (2002-04) and one with the Sacramento Kings (2006-07). He has won over 550 games as a professional head coach with a combined winning percentage of .626 (553-330).

Musselman is married to Danyelle Sargent Musselman who has worked at ESPN, Fox Sports and the NFL Network as a broadcaster. Musselman has two sons Michael and Matthew and the couple has a daughter Mariah.

Musselman's father Bill was also an NBA head coach and they were the first father-son combination to become head coaches in the NBA.

2019-20 RAZORBACKS

No.	Name	Pos.	Yr.	Ht.	Wt.	Hometown	High School/Previous School
0	Jeantal Cylla	F	Gr.Sr.	6-7	215	Lake Worth, Fla.	Lake Worth Christian / UNC Wilmington
1	Isaiah Joe	G	So.	6-5	180	Fort Smith, Ark.	Fort Smith Northside HS
2	Adrio Bailey	F	Sr.	6-6	222	Clarence, La.	Lakeview HS
3	Desi Sills	G	So.	6-1	196	Jonesboro, Ark.	Jonesboro HS
5	Jalen Harris	G	Jr.	6-2	172	Wilson, N.C.	Word of God Christian Acad. / New Mexico Republic, Mo.
12	Ty Stevens	G	Jr.	6-2	187	Republic, Mo.	Republic HS
13	Emeka Obukwelu	F	R-Jr.	6-8	230	Plano, Texas	West Plano HS (UT Tyler)
14	Jamario Bell	F	Gr.Sr.	6-5	250	Junction City, Ark.	Junction City HS
15	Mason Jones	G	Jr.	6-5	207	Desoto, Texas	Triple A Academy / Connors State College
24	Ethan Henderson	F	So.	6-8	210	Little Rock, Ark.	Parkview Magnet HS
33	Jimmy Whitt Jr.	G	Gr.Sr.	6-3	175	Columbia, Mo.	Hickman HS / SMU
35	Reggie Chaney	F	So.	6-8	222	Tulsa, Okla.	Findlay Prep (Henderson, Nev.)
11	JD Notae	G	Jr.	6-2	185	Covington, Ga.	Newton HS / Jacksonville
22	Abayomi (Bay-Bey) Iyiola	F	Jr.	6-9	210	Atlanta, Ga.	Greenforest-McCaleb Christian Acad. / Stetson
23	Connor Vanover	F	So.	7-3	225	Little Rock, Ark.	Findlay Prep (Nev.) / California

Head Coach	Eric Musselman	San Diego, 1987	1st Season at Arkansas
Associate Head Coach	Chris Crutchfield	Nebraska-Omaha, 1992	1st Season at Arkansas
Assistant Coach	Corey Williams	Oklahoma State, 2002	1st Season at Arkansas
Assistant Coach	Clay Moser	Wisconsin-La Crosse, 1987	1st Season at Arkansas
Director of Operations	Anthony Ruta	Arizona State, 2012	1st Season at Arkansas
Special Assistant to Head Coach	Hays Myers	LSU, 2016	1st Season at Arkansas
Video Coordinator	Riley Hall	Arkansas, 2016	4th Season at Arkansas
Director of Recruiting	Michael Musselman	San Diego, 2018	1st Season at Arkansas
Recruiting Coordinator	Patrick Ackerman	Detroit Mercy, 2016	1st Season at Arkansas
Head Athletic Trainer	Mark O'Neal	Arkansas, 1989	1st Season at Arkansas
Head Strength Coach	Dave Richardson	Louisiana-Monroe, 1989	2nd Season at Arkansas
Graduate Assistants	Velton Kennedy (Arkansas, 2017)	Trey Thompson (Arkansas, 2018)	
	Sean Bair (Dickinson College, 2012)	Alec Kobre (Pacific, 2016)	
	Jeremiah Bonus (Dayton, 2017)	Alex Dellett (Arkansas, 2018)	
	Max Pendery (Ohio, 2014)	Bilal Rabbani (Emerson, 2017)	

Student Assistant: Khalil Garland
Managers: Clay Cunningham • Jacob Leonard • Tyson Hicks • Jack Hutchinson • Ethan Westerman
 Michael Justus • Greg Croll • Luke Loveless • Jarod Summons • Zeb Wilson

MUSSELMAN FILE

• Hometown: Ashland, Ohio
 • Birth Date: November 19, 1964
 • Wife: Danyelle • Children: Michael, Matthew, Mariah

RAZORBACK ACTIVE ROSTER

 #2 • Adrio BAILEY Recreation & Sport MGMT	 #14 • Jamario BELL Recreation & Sport MGMT	 #35 • Reggie CHANEY Recreation & Sport MGMT
 #0 • Jeantal CYLLA Adult & Lifelong Learning	 #5 • Jalen HARRIS Communications	 #24 • Ethan HENDERSON Recreation & Sport MGMT
 #1 • Isaiah JOE Recreation & Sport MGMT	 #15 • Mason JONES Communications	 #13 • Emeka OBUKWELU Biology
 #3 • Desi SILLS Recreation & Sport MGMT	 #12 • Ty STEVENS Business Finance	 #33 • Jimmy WHITT Jr. Adult & Lifelong Learning
 CHRIS CRUTCHFIELD Associate Head Coach Nebraska-Omaha '92	 COREY WILLIAMS Assistant Coach Oklahoma State '02	 CLAY MOSER Assistant Coach Wisconsin-La Crosse '87

PRONUNCIATION GUIDE

2 Adrio Bailey Á-dree-oh
 0 Jeantal Cylla GENE-tall...SILL-uh
 22 Abayomi Iyiola AB-bah-YUM-ee ... EE-EE-oh-la
 11 JD Notae No-TAY
 13 Emeka Obukwelu Eh-MEHK-uh...O-Boo-Quay-Lu
 3 Desi Sills Dez-ee
 Anthony Ruta ROO-tuh

ARKANSAS (5)	ROSTER BY STATE	ROSTER BY CLASS
14 Jamario Bell	Junction City	Graduate Senior (3)
24 Ethan Henderson	Little Rock	0 Jeantal Cylla Forward
1 Isaiah Joe	Fort Smith	14 Jamario Bell Forward
3 Desi Sills	Jonesboro	33 Jimmy Whitt Jr. Guard
24 Connor Vanover	Little Rock	Senior (1)
Florida (1)		2 Adrio Bailey Forward
0 Jeantal Cylla	Lake Worth	Redshirt Junior (1)
Georgia (2)		4 Emeka Obukwelu Forward
22 Abayomi Iyiola	Atlanta	Junior (5)
11 JD Notae	Covington	5 Jalen Harris Guard
Louisiana (1)		22 Abayomi Iyiola Forward
2 Adrio Bailey	Clarence	15 Mason Jones Guard
Missouri (2)		11 JD Notae Guard
12 Ty Stevens	Republic	12 Ty Stevens Guard
33 Jimmy Whitt Jr.	Columbia	Spophomore (5)
North Carolina (1)		35 Reggie Chaney Forward
5 Jalen Harris	Wilson	24 Ethan Henderson Forward
Texas (2)		1 Isaiah Joe Guard
15 Mason Jones	Desoto	3 Desi Sills Guard
4 Emeka Obukwelu	Plano	24 Connor Vanover Formwad
Oklahoma (1)		Freshmen (0)
35 Reggie Chaney	Tulsa	- NONE -

MUSSELMAN CAREER HEAD COACHING RECORD

* - Professional basketball **DOES NOT** count postseason in overall W-L records

2003 NBA Coach of the Year Runner-Up
2012 NBA D-League Coach of the Year
2016 Bleacher Report Mountain West Coach of the Year
2017 USBWA District VIII Coach of the Year
2018 USBWA District VIII • NABC District 17 • Mountain West Coach of the Year

COLLEGIATE	5th Season	124-36	7-4 Postseason
Nevada	4 years	110-34	7-4 Postseason
Arkansas	1st year	14-2	--
PROFESSIONAL	14 Seasons	503-291	50-39 Postseason * (553-330)
CBA	7 years	270-122	39-34 Postseason *
Rapid City	5 years	191-89	27-25 Postseason *
Florida	2 years	79-33	12-9 Postseason *
USBL	2 years	53-3	4-0 Postseason *
Florida	2 years	53-3	4-0 Postseason *
NBA	3 years	108-138	--
Golden State	2 years	75-89	--
Sacramento	1 year	33-49	--
D-League	2 years	72-28	7-5 Postseason *
Reno	1 year	34-16	2-3 Postseason *
Los Angeles	1 year	28-12	5-2 Postseason *
INTERNATIONAL	3 Years	24-14	--
Dominican	1 years	5-1	--
Venezuelan	2 years	19-13	--

MUSSELMAN BY YEAR AS HEAD COACH

Year	Team	League	Record	Note for the Season	Reg. Season Div./Conf. Finish	Postseason
1989-90	Rapid City	CBA	42-14	MOST WINS IN CBA	1st National Conf.	Finals (8-8)
1991-92	Rapid City	CBA	37-19	2nd-most wins in CBA	1st National Conf.	Finals (9-7)
1992-93	Rapid City	CBA	44-12	MOST WINS IN CBA	1st National Conf.	Conf. Finals (5-3)
1993-94	Rapid City	CBA	37-19	MOST WINS IN CBA	1st National Conf.	Conf. Finals (5-5)
1994-95	Rapid City	CBA	31-25	6th-most wins in CBA	5th National Conf.	Conf. 1st Rd (0-2)
1995-96	Florida	CBA	41-15	MOST WINS IN CBA	1st National Conf.	Conf. Finals (5-3)
1996-97	Florida	CBA	38-18	2nd-most wins in CBA	1st American Conf.	Finals (7-6)
1995	Florida	USBL	25-2	MOST WINS IN USBL	1st Overall	Champion (1-0)
1996	Florida	USBL	28-1	MOST WINS IN USBL	1st Southern Div.	Champion (3-0)
2002-03	Golden State	NBA	38-44	6th Pacific Division	11th Western Conf.	--
2003-04	Golden State	NBA	37-45	14th Pacific Division	11th Western Conf.	--
2006-07	Sacramento	NBA	33-49	5th Pacific Division	11th Western Conf.	--
2010-11	Reno	D-League	34-16	2nd-most wins in NBADL	1st Western Conf.	Semifinals (2-3)
2011-12	Los Angeles	D-League	38-12	MOST WINS IN NBADL	1st Western Conf.	Finals (5-2)
2015-16	Nevada	NCAA	24-14	T49th - Most wins NCAA	T4th Mountain West	CBI Champion (5-1)
2016-17	Nevada	NCAA	28-7	T16th - Most wins NCAA	1st Mountain West	NCAA 1st Rd (0-1)
2017-18	Nevada	NCAA	29-8	T11th - Most wins NCAA	1st Mountain West	NCAA Sweet 16 (2-1)
2018-19	Nevada	NCAA	29-5	T15th - Most wins NCAA	1st Mountain West	NCAA 1st Rd (0-1)
2019-20	Arkansas	NCAA	14-2	--	--	--
2010	Dominican Team		5-1	Silver Medal Centrobasket Championship		
2011	Venezuelan Team		12-9	5th FIBA Americas Championship		
2012	Venezuelan Team		7-4	Silver Medal FIBA South American Championship		

MUSSELMAN COACHING BY YEAR

Year	Role	Team	League	Year	Role	Team	League
1989-90	Head Coach	Rapid City Thrillers	CBA	2004-05	Asst. Coach	Memphis Grizzlies	NBA
1990-91	Asst. Coach	Minnesota Timberwolves	NBA	2005-06	Asst. Coach	Memphis Grizzlies	NBA
1991-92	Head Coach	Rapid City Thrillers	CBA	2006-07	Head Coach	Sacramento Kings	NBA
1992-93	Head Coach	Rapid City Thrillers	CBA	2007-10	DID NOT COACH		
1993-94	Head Coach	Rapid City Thrillers	CBA	2010-11	Head Coach	Reno Bighorns	NBADL
1994-95	Head Coach	Rapid City Thrillers	CBA	2011-12	Head Coach	Los Angeles Defenders	NBADL
Spring '95	Head Coach	Florida Sharks	USBL	2012-13	Asst. Coach	Arizona State Sun Devils	NCAA
1995-96	Head Coach	Florida Beachdogs	CBA	2013-14	Assoc HC	Arizona State Sun Devils	NCAA
Spring '96	Head Coach	Florida Sharks	USBL	2014-15	Assoc. HC	LSU Tigers	NCAA
1996-97	Head Coach	Florida Beachdogs	CBA	2015-16	Head Coach	Nevada Wolf Pack	NCAA
1998-99	Asst. Coach	Orlando Magic	NBA	2016-17	Head Coach	Nevada Wolf Pack	NCAA
1999-00	Asst. Coach	Orlando Magic	NBA	2017-18	Head Coach	Nevada Wolf Pack	NCAA
2000-01	Asst. Coach	Atlanta Hawks	NBA	2018-19	Head Coach	Nevada Wolf Pack	NCAA
2001-02	Asst. Coach	Atlanta Hawks	NBA	2019-20	Head Coach	Arkansas Razorbacks	NCAA
2002-03	Head Coach	Golden State Warriors	NBA				
2003-04	Head Coach	Golden State Warriors	NBA				

No Helpers for Opponents - Hogs Winning Turnover Battle

- In SEC play, Arkansas opponents have been held to single-digit assists three times.
 - Texas A&M 8 - LSU 8 - Ole Miss 6. (Vanderbilt had 12)
- In SEC play, Arkansas has forced 62 turnovers (15.5) while committing just 33 (8.3) for a league-best +7.2 turnover margin (Next closest +3.5).

30-30-30

- Jimmy Whitt Jr., scored a career-high 30 points versus Vanderbilt to become the third Razorback to score at least 30 points this season.
 - ^ **Mason Jones** (41 vs Tulsa and 32 vs Rice) • **Isaiah Joe** (34 Ole Miss • 33 TX Southern)
- Arkansas also had three players score at least 30 last season, including **Daniel Gafford** (32 vs LSU) • **Mason Jones** (30 vs Florida 30 vs Miss State) • **Isaiah Joe** (34 vs FIU)

Down 11; Got Ya Just Where We Want Ya

- Arkansas has only trailed by double digits twice this season - at Indiana and at Ole Miss. Both deficits were 11 points in the second half and both games Arkansas won.
 - **AT INDIANA** after going down 11, Arkansas closed out the game on a 32-14 run, including a 19-3 run over the game's final 8:08.
 - ^ At one point, the Hoosiers missed eight consecutive shots. In fact, Arkansas' defense held the Hoosiers scoreless from the field for nearly eight minutes (8:08 mark of the 2nd half until 21.3 seconds left), interrupted only by one made free throw (at 3:17).
 - ^ Trayce Jackson-Davis scored 20 points, but just four in the second half and he did not attempt a field goal the final nine minutes of the game.
 - ^ After Isaiah Joe drained three 3-pointers to cut an 11-point deficit a 2-point game, Indiana went on a run to go up nine, 61-52 at the 9:01 mark. It was from that point Arkansas went on its 19-3 run to end the game and get the win.
 - **AT OLE MISS** after going down 11 with 14:20 to go Arkansas went on an 11-4 run with seven pints coming from Isaiah Joe (**including a 4-point play**) with 10:33 to play.
 - ^ Down nine with 7:11 to play, Arkansas went on an 11-2 run to tie the game at 64 with 5:33 left. The run was **bolstered by a 5-point play** (Joe made a 3-pointer and Adrio Bailey was fouled under the basket. Bailey made both free throws.
 - ^ Down four with 4:33 to play, Arkansas closed the game on a 12-4 run, including eight points from Joe, who had two steals inside the final 2:33.
 - ^ **INSIDE THE FINAL 7 MINUTES:** Arkansas out-scored Ole Miss 25-10.
 - Arkansas forced 5 turnovers and blocked three shots
 - Ole Miss was 3-of-12 FG / Breein Tyree was 1-of-4 FG (a layup with 12 seconds left)
 - **Arkansas also TRAILED LATE IN THE SECOND HALF VS. VALPO.** Arkansas was down five (63-58) with 4:14 left in the game but went on a 12-2 run.
 - Isaiah Joe started the run at the 3:50 mark, making three free throws when he was fouled attempting a 3-pointer from the top of the key.
 - **DEFENSIVE STOP 1:** With 1:30 remaining and the Hogs down three, Joe got a steal and fed Jones for a 3-pointer from the left wing to knot the game, 65-65.
 - **DEFENSIVE STOP 2:** On Valpo's ensuing possession, Jimmy Whitt Jr., got a steal and Jones drained a triple with 53 seconds left for a 3-point Razorback lead.
 - **DEFENSIVE STOP 3:** For the third consecutive defensive possession, Arkansas got a defensive stop as Bailey came through with the play of the game. The Crusaders' leading scorer, Javon Freeman-Liberty, drove the basket and Bailey blocked the layup attempt. Joe gathered the rebound, was fouled and sank two free throws to cap the run for a five-point lead with 36 seconds left.

Razorbacks Among NCAA Winningest Teams; Best Start Since...

- Arkansas' **.875 win percentage is 14th-T in the NCAA.**
- Arkansas is **1 of 15 teams in the NCAA with two or fewer losses.**
- Arkansas is 14-2 overall for the first time since 1997-98. The '97-98 team lost game 17 to fall to 14-3.
- Arkansas is 3-1 in SEC play for the first time since 2015-16. Arkansas will be looking for its first 4-1 in SEC play since opening 9-1 in league play in 1997-98.

#24 in NCAA NET, #9 in RPI

- Arkansas' NCAA NET remained 24th after a 75-55 win vs Vanderbilt.
 - ^ **Arkansas' NET is 2nd-best among SEC schools** behind Auburn (13).
 - Others of note: LSU (26), Kentucky (35), Alabama (44), Florida (48), Georgia (55).
 - ^ **Arkansas' NET of 24 is better than 6 teams ranked in the in the AP top 25.**
 - Arkansas has an RPI of 9.
 - ^ **Arkansas' RPI of 9 is better than 16 teams ranked in the in the AP top 25.**
- | | |
|---|--|
| Gonzaga (#1 AP/#40 RPI) | San Diego State (#7 AP / #15 RPI) |
| Oregon (#8 AP / #14 RPI) | Kentucky (#10 AP/#71 RPI / #35 NET) |
| Louisville (#11 AP/#10 RPI) | Dayton (#13 AP / #11 RPI) |
| Michigan State (#15 AP / #20 RPI) | Wichita State (#16 AP/#16 RPI) |
| Seton Hall (#18 AP / #13 RPI) | Michigan (#19 AP / #20 RPI / #27 NET) |
| Colorado (#20 AP / #17 RPI) | Ohio State (#21 AP/#39 RPI) |
| Memphis (#22 AP/#29 RPI / #28 NET) | Texas Tech (#23 AP/#83 RPI / #33 NET) |
| Illinois (#24 AP / #50 RPI / #37 NET) | Creighton (#25 AP / #27 RPI / #29 NET) |

Five Saturdays Sold Out

- Arkansas sold out Bud Walton Arena (19,200) for the SEC opener versus Texas A&M. It was the program's largest crowd since Dec. 3, 2016 versus Austin Peay with a crowd of 19,483.
- Arkansas' remaining Saturday games this season are also sold out, including Kentucky (Jan. 18), TCU (Jan. 25), Mississippi State (Feb. 15) and Missouri (Feb. 22).

MISCELLANEOUS STATS

DOUBLE-FIGURE SCORING GAMES

Player	15-16	16-17	17-18	18-19	19-20	Career
Whitt Jr.	9	NA	16	19	13	57
Cylla	14	11	NA	22	-	47
Joe	NA	NA	NA	28	14	42
Jones	NA	NA	NA	22	12	35
Harris	NA	2	NA	11	1	14
Sills	NA	NA	NA	5	7	12
Bailey	NA	1	3	5	2	11
Chaney	NA	NA	NA	6	1	7

20+ POINT SCORING GAMES

Player	15-16	16-17	17-18	18-19	19-20	Career
Jones	NA	NA	NA	7	7	14
Joe	NA	NA	NA	5	5	10
Cylla	3	0	--	7	-	10
Whitt Jr.	1	NA	1	6	4	10
Bailey	NA	0	0	1	-	1
Sills	NA	NA	NA	0	1	1

30+ POINT SCORING GAMES

Player	15-16	16-17	17-18	18-19	19-20	Career
Jones	NA	NA	NA	2	2	4
Joe	NA	NA	NA	1	2	3
Whitt Jr.	0	NA	0	0	1	1

3+ THREE-POINTERS IN A GAME

Player	15-16	16-17	17-18	18-19	19-20	Career
Joe	NA	NA	NA	20	12	32
Jones	NA	NA	NA	12	6	19
Sills	NA	NA	NA	4	1	5
Cylla	3	2	NA	3	-	8

5+ THREE-POINTERS IN A GAME

Player	15-16	16-17	17-18	18-19	19-20	Career
Joe	NA	NA	NA	8	6	14
Jones	NA	NA	NA	4	1	5
Cylla	1	0	NA	1	-	2

DOUBLE FIGURE REBOUNDING GAMES

Player	15-16	16-17	17-18	18-19	19-20	Career
Whitt Jr.	0	NA	2	5	2	9
Cylla	1	1	NA	1	-	3
Bailey	NA	0	0	0	1	1
Jones	NA	NA	NA	1	-	1
Chaney	NA	NA	NA	0	1	1

DOUBLE FIGURE ASSISTS GAMES

Player	15-16	16-17	17-18	18-19	19-20	Career
Harris	NA	0	NA	5	-	5

DOUBLE-DOUBLES

Player	15-16	16-17	17-18	18-19	19-20	Career
Whitt Jr.	0	NA	0	5	2	7
Cylla	1	1	NA	1	-	3
Harris	NA	0	NA	2	-	2
Bailey	NA	0	0	0	1	1
Jones	NA	NA	NA	1	-	1

TRIPLE-DOUBLES

Player	15-16	16-17	17-18	18-19	19-20	Career
Whitt Jr.	0	NA	0	1	-	1

5+ ASSIST GAMES

Player	15-16	16-17	17-18	18-19	19-20	Career
Harris	NA	1	NA	19	3	23
Whitt Jr.	0	NA	8	11	1	20
Jones	NA	NA	NA	5	3	8
Sills	NA	NA	NA	4	-	4
Joe	NA	NA	NA	2	2	4
Chaney	NA	NA	NA	0	1	1

3+ STEALS IN A GAME

Player	15-16	16-17	17-18	18-19	19-20	Career
Whitt Jr.	0	NA	8	7	2	17
Joe	NA	NA	NA	6	4	10
Jones	NA	NA	NA	3	6	9
Harris	NA	2	NA	4	2	8
Bailey	NA	0	1	3	4	8
Chaney	NA	NA	NA	2	1	3
Sills	NA	NA	NA	1	-	1
Cylla	0	1	NA	0	-	1

3+ BLOCKS IN A GAME

Player	15-16	16-17	17-18	18-19	19-20	Career
Chaney	NA	NA	NA	5	2	7
Bailey	NA	0	1	2	3	6
Whitt Jr.	0	NA	1	1	-	2
Henderson	NA	NA	NA	0	1	1

RAZORBACK THAT SCORES FIRST

Jimmy Whitt Jr.	FOR UA: 7 (6-1)	OVERALL: 4 (3-1)
Mason Jones	FOR UA: 6 (5-1)	OVERALL: 5 (4-1)
Desi Sills	FOR UA: 2 (2-0)	OVERALL: 1 (1-0)
Adrio Bailey	FOR UA: 1 (1-0)	OVERALL: 1 (1-0)

Best With Backs Against the Wall

• In every game that Arkansas has trailed, the Razorbacks have answered with a run when facing its largest deficit.

GAME	LARGEST DEFICIT	TIME	RUN	FINAL
Rice	2 pts	16:57 1st half	Answered with 8-0 run; Led the rest of the game	W, 91-43
Texas Southern	1 pt	17:44 1st half	Answered with 9-0 run; Led the rest of the game	W, 82-51
Georgia Tech	3 pts	9:02 1st half	Answered with 11-0 run; Didn't relinquish lead until 0:21 OT	W, 62-61 OT
Northern Ky	9 pts	15:01 1st half	Answered with 11-2 run to tie; Trailed next 7 min until 10-0 run and led the final 22:20	W, 66-60
Austin Peay	5 pts	18:43 1st half	Answered with 7-0 run at 16:18; Led final 26:06	W, 69-61
Western Ky	7 pts	19:34 2nd half	Answered with 16-4 run over 3:25 (18:56 to 15:31)	L, 86-79 OT
Tulsa	1 pt	17:40 1st half	Answered with 18-1 run; Led the rest of the game	W, 98-79
Valpo	8 pts	7:27 2nd half	Answered with 7-0 run as part of 21-9 run to end game	W, 72-68
Indiana	11 pts	16:04 2nd half	Answered with 13-4 run; Overall ended game 32-14 including a 17-1 run over 7:22 span and 19-3 over final 7:49	W, 71-64
Texas A&M	3 pts	15:34 1st half	Answered with 7-2 run over 3:08; Led final 27:08	W, 69-59
LSU	7 pts	15:37 2nd half	Answered with 14-7 run over 4:06 to tie game, 58-58	L, 79-77
Ole Miss	11 pts (2x)	last: 14:20 2nd half	Answered with 11-4 run to get within 4 with 10:33 left	W, 76-72
Vanderbilt	3 pts	11:02 1st half	Answered with 15-3 run to go up 9; led the rest of the game	W, 75-55

HOGS #1 IN NCAA IN DEFENDING 3; Pretty Good in Other Stats

• Arkansas held Indiana to 23.8% shooting from 3-point range, Texas A&M to 28.6, LSU to 26.7%, Ole Miss to 23.1% and Ole Miss 25%. In 16 games, opponents have shot below 29% from long range 14 times. Overall, opponents are a combined 64-of-281 from long range.

• **Arkansas' 22.8% 3-point defense ranks 1st NCAA / 1st SEC.**

• Arkansas has 29 steals in its four SEC games. Arkansas has double-digit steals six times - 14 vs Rice, 13 vs Texas Southern, 11 each versus North Texas and Montana, 15 at Georgia Tech and 12 vs Tulsa.

• **Arkansas' 9.1 steals per game ranks 24th NCAA / 1st SEC.**

• **Arkansas' 145 total steals rank 36th NCAA / 1st SEC.**

• Arkansas forced Texas A&M into 17 turnovers while Ole Miss and Vanderbilt each had 16. The Razorbacks have forced at least 15 turnovers 11 times this season, including 27 in the season opener versus Rice.

• **The 17.63 turnovers forced ranks 18th NCAA / 1st SEC.**

• Arkansas has only committed 33 turnovers in its first four SEC games while forcing 62. Arkansas has committed single-digit turnovers five times this year (8 vs South Dakota, 8 vs Tulsa, 9 versus Texas A&M, 7 at LSU and 7 vs Vandy).

• **Arkansas' +5.4 turnover margin ranks 7th NCAA / 1st SEC**

• Arkansas was blowing teams out in the first five games, winning by an average of 28.2 points. The next three wins were by only by an average of 5.0 points. Then, Arkansas suffered a seven-point, overtime loss at Western Kentucky. The Razorbacks have an 18-point win versus Tulsa and a 20-point win versus Vanderbilt.

• **Arkansas' +13.2 scoring margin ranks 21st NCAA / 2nd SEC.**

• Since SEC play began, Arkansas has taken care of the ball and shared the ball better than the non-conference season. The Hogs have 53 assists and just 33 turnovers in league play. While they rank 113th in the NCAA, **ARKANSAS IS 2ND IN THE SEC.**

Turnovers - Good in Fewest; Not Good in Per Game

• This is a weird one

• **Arkansas ranks 43rd in the NCAA (2nd SEC) in FEWEST TURNOVERS with 291.**

• **Arkansas ranks 69th in the NCAA (2nd SEC) in TURNOVERS PER GAME (12.2)**

• Arkansas has been up and down this year when it comes to committing turnovers. However, since SEC play began, Arkansas has committed 9 vs Texas A&M, 7 at LSU, 10 at Ole Miss and seven vs Vanderbilt. Overall, Arkansas has committed 11 or less in 6-of-its-last-7.

• Arkansas started the season by committing 18 in each exhibition and **21 in the season opener versus Rice - tying for the most by an Eric Musselman-coached team.**

• After the season opener, Arkansas ranked **280th** of 305 DI teams for turnovers.

• Over its next four games, Arkansas only committed 10.2 turnovers per game and was down to **94th** in the NCAA (1st in the SEC at 12.6 average for the first five games).

• THEN, the Razorbacks had 20 turnovers versus Austin Peay and 16 in the overtime loss at Western Kentucky. As a result, Arkansas jumped to **175th** in the NCAA (13.8/game).

• Arkansas bounced back and tied a season-low with just eight turnovers versus Tulsa to stand **130th** in the NCAA.

• The Hogs committed 19 versus Valpo and rank **174th** in the NCAA in turnovers.

• Arkansas bounced to commit just 11 at Indiana and improved nearly 30 spots to **158th**.

• The Hogs committed just nine turnovers versus Texas A&M and seven at LSU, getting to **96th** in the NCAA.

• Arkansas committed 10 at Ole Miss, fell to a season-low **84th NCAA**, and 7 vs Vandy to drop to **69th NCAA**.

COACH MUSSELMAN HAS A HISTORY OF SHOWING IMPROVEMENT IN LIMITING TURNOVERS:

• Nevada went from ranking 200-plus in turnovers per game in year one to ranking inside the NCAA top 26:

• **Year 1:** 208th (13.0) in NCAA >> **Year 2:** 26th (11.0) in NCAA >> **Year 3:** 4th (9.6) in NCAA

• Nevada went from ranking 200-plus in assist-to-turnover ratio to ranking inside the NCAA top 26:

• **Year 1:** 232nd (0.97) in NCAA >> **Year 2:** 13th (1.45) in NCAA >> **Year 3:** 2nd (1.68) in NCAA

So Far, This is the Both THE Worst and THE Best Rebounding Year in History

• Arkansas knew all along with the loss of Daniel Gafford (8.7 rpg last season) and no size returning, rebounding was going to be an issue. Of the 350 NCAA Division I schools....

• Arkansas ranks 334th NCAA/14th SEC in offensive rebounds per game (7.31 avg).

• Arkansas ranks 318th NCAA/14th SEC in rebound margin (-4.3 avg).

• Arkansas ranks 293rd NCAA/14th SEC in total rebounds per game (33.50 avg).

• Arkansas ranks 158st NCAA/8th SEC in defensive rebounds per game (26.19 avg) ... **BUT SEE BELOW**

THIS IS THE WORST OFFENSIVE REBOUNDING YEAR DATING BACK TO 1986-87*

• Arkansas gets 7.31 offensive boards while opponents get 27.19 defensive boards.

• Arkansas gets a **program-worst 21.2% of available rebounds on the offensive end.**

HOWEVER THIS IS THE BEST DEFENSIVE REBOUNDING YEAR DATING BACK TO 1986-87*

• Arkansas gets 26.19 defensive boards while opponents get 10.63 offensive boards.

• Arkansas gets a **PROGRAM-BEST 71.14% OF AVAILABLE REBOUNDS ON THE DEFENSIVE END.**

* - stat courtesy of HogStats.com - offensive/defensive boards not separated prior to 1986-87 season.

Mythbusting

- By starting four guards –and playing five guards recently – there have been some misconceptions about the Razorbacks:
- Arkansas has been out-scored in the paint by its opponent 11 times in 16 games.
 - ^ However, Arkansas is 9-2 in such games and, overall, Arkansas has scored 458 points in the paint compared to opponents' 486 ... a difference of just 1.75 points per game.
- Arkansas does not live and die by the 3-point shot. *(They live and die with its defense.)*
 - ^ It's true Isaiah Joe ranks third in the NCAA in 3-point attempts with 176. Joe **DOES** rank 3rd in the SEC in 3PT% (.358).
 - ^ As a team, however, Arkansas ranks 136th in the NCAA in 3PT attempts (391) and 178th in 3PT made (122).
- With a starting center at 6-6 (Adrio Bailey), Arkansas is at a disadvantage in the post.
 - ^ Arkansas ranks 40th in the NCAA in blocked shots per game (4.7).
 - ^ Bailey leads the team in deflections, ranks 5th in the SEC in blocked shots and ranks 11th in the SEC in steals.

Free Throw Improvement

- Arkansas has shot above 70 percent at the free throw line 11 times this season – including a season-best 94.4% (17-of-18) at LSU. Arkansas was 22-of-27 at Ole Miss (.815). However, the Hogs were just 8-of-15 (.533) and are **44th the NCAA / 3rd in the SEC in FT% (.752)**.
- 44th of 350 teams is pretty good but it is spectacular when you consider that last year, the Hogs were 306th (of 351 teams) in free throw percentage (.668).
- The team's percentage is bolstered by Mason Jones, who ranks **10th the NCAA in FT% (.912 • 83-91)**.
- **ARKANSAS IS SHOOTING 82.5% (151-183) FROM THE CHARITY STRIPE IN THE SECOND HALF, INCLUDING:**
 - ^ Mason Jones - 92.2% Jimmy Whitt Jr. - 88.9% Desi Sills - 87.5% Isaiah Joe - 84.8%

Mason Jones is THE TEAM LEADER

- Mason Jones leads the Razorbacks in: **Scoring (18.1) • Rebounding (6.1) • Assists (5.4) • Steals (2.9)**
- Jones is **THE ONLY PLAYER IN THE SEC** to rank among the top 20 in scoring (3rd) and Rebounding (15th)
 - ^ **AND ALSO RANK** among the top 11 in steals (4th), 3-pointers made (8th), defensive rebounds (7th) and FG% (11th)
- Six times this season, Jones has led the team in 3 of the 4 categories in the same game. Jones' game highs include:

^ RICE	Scoring (32)	-	-	Steals (5)
^ NTX	Scoring (16)	Rebounds (6)	Assists (2)	-
^ MONT	Scoring (19)	-	Assists (4)	Steals (4)
^ S DAK	-	Rebounds (7)	-	-
^ GA TECH	Scoring (24)	-	-	-
^ TULSA	Scoring (41)	-	Assists (4)	Steals (4)
^ VALPO	-	Rebounds (9)	Assists (4)	-
^ IND	-	-	Assists (6)	-
^ TAM	Scoring (17)	Rebounds (6)	-	Steals (3)
^ LSU	Scoring (24)	-	Assists (4)	Steals (2)
^ Ole Miss	-	Rebounds (6)	Assists (9)	Steals (3)
^ Vandy	-	-	Assists (8)	-

Putting Arkansas 3PT Defense ... or Joe's Success ... in Perspective

- Arkansas opponents have made **64 3-pointers in 281 attempts**.
- Sophomore Isaiah Joe has made **63 3-pointers in 176 attempts**.

BEST SCORING DUOS IN NCAA - ARKANSAS HAS BEST TRIO IN SEC

- Arkansas and UT Martin are the only teams in the NCAA feature **two players in the nation's top 80 for scoring**:
 - ^ ARKANSAS: #66 Mason Jones (18.1 ppg) • #79 Isaiah Joe (17.82 ppg)
 - ^ UT MARTIN: #29 Parker Stewart (19.7) • #63 Quintin Dove (18.3)
- Arkansas is the only team in the SEC to feature:
 - ^ **Two players in the league's top 5 for scoring** – Mason Jones (3rd / 18.1) • Isaiah Joe (4th / 17.8)
 - ^ **Three players in the league's top 20 for scoring** – Jimmy Whitt Jr. (13th / 14.8)

Joe & Jones: The Dynamic Duo

- Last year, Isaiah Joe and Mason Jones rarely had good games on the same day. Their best games together include FIU (Joe 34 & Jones 19) and Tennessee (Joe 23 & Jones 18).
- The Dynamic Duo have scored in double figures 10 times in the same game this season including:
 - ^ RICE: Jones scored 32 and Joe 24 in the season opener.
 - ^ NORTH TEXAS: each scored game-high 16 in game two of the season.
 - ^ AUSTIN PEAY: Both scored 16 in the win.
 - ^ TEXAS A&M: Both scored a game-high 17 in the win.
- **ALSO over a 3-game span, Joe and Jones each scored at least 20.**
 - ^ 12/14/19 Tulsa Joe: 20 / Jones: 41
 - ^ 12/21/19 Valpo Joe: 21 / Jones: 20
 - ^ 12/29/19 at Indiana Joe: 24 / Jones: 21
- The last time two Razorbacks scored at least 20 points in back-to-back games was the 2008-09 season (**MICHAEL WASHINGTON AND COURTNEY FORTSON**).
- The last time three Razorbacks scored at least 20 points in three consecutive games was the 1994-95 season (**CORLISS WILLIAMSON AND SCOTTY THURMAN**).

Whitt (7th) and Jones (117th) Among Guards in NCAA for FG%

- Point guard Jimmy Whitt Jr., ranks **FOURTH** in the SEC and 68th in the NCAA in field goal percentage (53.4%).
 - ^ **AMONG NCAA GUARDS, WHITT RANKS 7TH IN FG% (53.4%)**.
- Mason Jones ranks **11TH** in the SEC and 228th in the NCAA in field goal percentage (43.8%).
 - ^ **AMONG NCAA GUARDS, JONES RANKS 117TH IN FG% (43.8%)**.

• ABOUT ARKANSAS •

Location.....	Fayetteville, Ark.
Enrollment.....	27,559
Founded.....	1871
Colors.....	Cardinal (PMS 201) and White
Nickname.....	Razorbacks
Conference.....	Southeastern (SEC)
System President.....	Dr. Donald R. Bobbitt (Arkansas, 1980)
Chancellor.....	Dr. Joseph E. Steinmetz (C. Michigan, 1977)
Vice Chancellor / AD.....	Hunter Yurachek (Guilford, 1990)
Faculty Representative.....	Gerald Jordan (Arkansas, 1970)
Arena (Capacity).....	Bud Walton Arena (19,200)

• HISTORY

First Year of Basketball.....	1923-24
Seasons.....	97th
Overall Conference Championships.....	24 (2 SEC, 22 SWC)
NCAA Tournament Bids.....	33
• NCAA Tournament Record.....	42-32 (.568)
National Championships.....	1 (1994)
National Runner-Up.....	1 (1995)
NCAA Final Fours.....	6 (1941, 1945, 1978, 1990, 1994, 1995)
NCAA Elite Eight.....	6 (1978, 1979, 1990, 1994, 1995)
NCAA Sweet 16.....	10
NIT Record (App.).....	6-5 (4)

• BASKETBALL STAFF

Head Coach.....	Eric Musselman
• Alma Mater/Year.....	San Diego, 1987
• at Arkansas.....	14-2 (1st year)
• As Collegiate Head Coach.....	124-36 (5th year)
• As Professional Head Coach.....	508-392 (.634 - 14 seasons)
• SEC Record.....	3-1 (1st year)
• In Bud Walton Arena.....	10-0 (1st year)
Assoc HC.....	Chris Crutchfield (Nebraska-Omaha, 1992 • 1st yr)
Asst Coach.....	Corey Williams (Oklahoma State, 2002 • 1st yr)
Asst Coach.....	Clay Moser (Wisconsin-La Crosse, 1987 • 1st yr)
Dir. of Ops.....	Anthony Ruta (Arizona State, 2012 • 1st yr)
Special Asst to HC.....	Hays Myers (LSU, 2016 • 1st yr)
Video Coord.....	Riley Hall (Arkansas, 2016 • 4th yr)
Dir. of Recruiting.....	Michael Musselman (San Diego, 2018 • 1st yr)
Recruiting Coord.....	Patrick Ackerman (Detroit Mercy, 2016 • 1st yr)
Dir. of S-A Devel.....	Earl Boykins (Eastern Michigan, 1998 • 1st yr)
Dir. of Multimedia.....	Martina Wood (North Carolina, 2010 • 1st yr)



SASSY'S RED HOUSE

January 6	January 20
January 27	February 3
February 24	March 2



SUNDAYS • JAN 5 THROUGH MAR 8

KATV - Sunday - 10:30PM
KFSM - Sunday - 10:30PM
KXNW - Sunday - 9:30PM
Cox Sports Television - Tuesday - 6:00PM
Fox Sports Southwest - Tuesday - 4:30PM

• 2019-20 RECORD BREAKDOWN •

RECORD BREAKDOWN

At Home	10-0
On The Road	3-2
Neutral	1-0
White Uniforms	5-0
White '94 Throwback Uniforms	6-0
Cardinal Uniforms	3-2

GENERAL

When Arkansas controls the tip	7-2
When opponent controls the tip	7-0
When Arkansas scores first	9-2
When opponent scores first	5-0

LEADS AND DEFICITS

Leading at the half	11-1
home: 10-0 road/neutral 1-1	
Tied at the half	0-0
home: 0-0 road/neutral 0-1	
Trailing at the half	3-1
home: 0-0 road/neutral 4-1	
Games decided by 5 points or fewer	3-1
Games decided by 10 points or fewer	6-1
Leading with 5:00 left in regulation	11-1
Leading with 2:00 left in regulation	13-2
Overtime games	1-1

OFFENSE

Scoring less than 70 points	6-0
Scoring 70-79 points	5-2
Scoring 80-89 points	1-0
Scoring 90-99 points	2-0
Scoring 100+ points	0-0
2 Players Or Less in Double Figures	1-0
3 Players in Double Figures	10-2
4 Players in Double Figures	3-0
5 Players in Double Figures	0-0
6 Players in Double Figures	0-0
1 Player Scores 20+ Points	5-1
2+ Players Score 20+ Points	4-1
When shooting 50 percent or higher	2-0
When shooting less than 50 percent	12-2

REBOUNDING/TURNOVERS

When out-rebounding opponent	4-0
When out-rebounded	10-2
When rebounds are even	0-0
When grabbing 10+ offensive reb	3-1
When forcing 15+ turnovers	10-1
When committing less than 15 turnovers	11-1
When committing 15+ turnovers	3-1

When Top Scorer Is (Includes Ties)

Mason Jones	Season: 6-1	Career: 13-4
Isaiah Joe	Season: 6-0	Career: 8-4
Jalen Harris	Season: 0-0	Career: 1-1
Desi Sills	Season: 1-0	Career: 1-1
Jimmy Whitt Jr.	Season: 4-0	Career: 9-7
Jeantal Cylla	Season: 0-0	Career: 3-8

When Top Rebounder Is (Includes Ties)

Mason Jones	Season: 5-0	Career: 7-2
Adrio Bailey	Season: 3-1	Career: 521
Reggie Chaney	Season: 2-0	Career: 4-0
Jimmy Whitt Jr.	Season: 3-1	Career: 9-10
Jeantal Cylla	Season: 0-0	Career: 0-4
Desi Sills	Season: 1-0	Career: 1-0
Isaiah Joe	Season: 2-0	Career: 2-0

Months

In November	7-0
In December	4-1
In January	3-1
In February	0-0
In March	0-0

Whitt Goes for 40; Whitt

- Jimmy Whitt Jr., played a complete game at LSU ... figuratively and literally
- ^ Then SEC career-highs in points (22) and he played ALL 40 MINUTES.
- Whitt is the first Razorback to play all 40 minutes of a regulation game since Julysse Nobles accomplished the feat versus Louisville (11/17/09).
- ^ At Georgia Tech, Whitt played 43:47 in an overtime win at Georgia Tech.

Just A Minute

- Thanks to two overtime games, Isaiah Joe, Jimmy Whitt Jr., and Mason Jones rank among the SEC top 11 in minutes played.
- ^ **Isaiah Joe** **22nd NCAA / 2nd SEC** **36:42 minutes per game**
- ^ **Jimmy Whitt Jr.** **35th NCAA / 3rd SEC** **36:15 minutes per game**
- ^ **Mason Jones** **193rd NCAA / 11th SEC** **33:10 minutes per game**

• This is not a new phenomenon for Coach Musselman. At Nevada, three players ranked among the Mountain West top 10 in minutes played (each over 34) last season while two players were among the top four in minutes played in 2016-17 and 2017-18.

More Second-Half Stats

- Isaiah Joe averages 18.6 minutes in the second half and Jimmy Whitt Jr., averages 18.4. Mason Jones follows at 16.4, followed by Desi Sills (14.6), Adrio Bailey (11.8) and Jalen Harris (10.4).
- Despite the extended minutes, Arkansas puts up better numbers in the second half:
- ^ 1st HALF: 35.0 ppg • 43.9 FG% • 29.2 3PT% * 65.9 FT% • 64 steals
- ^ 2nd HALF 39.1 ppg • 45.68 FG% • 33.9 3PT% * 82.5 FT% • 77 steals

JOE COMES ON STRONG IN 2ND HALF

- You would think Isaiah Joe would wear down as the game continues with the amount of minutes he plays. However, the actually gets stronger.
- ^ 1st HALF: 5.4 ppg • 30.9 FG% • 28.4 3PT% • 71.4 (5-7) FT% • 1.9 rebs/gm • 17 turnovers • 12 steals
- ^ 2nd HALF: 12.4 ppg • 45.4 FG% • 42.9 3PT% • 84.8 FT% (39-46) • 2.5 rebs/gm • 12 turnovers • 13 steals

• BIG SECOND HALF GAMES INCLUDE:

- ^ Rice 16 of his 24 pts 2nd Half: 6-11 FG • 4-8 3PT • 4 rebs • 4 assists
- ^ North Texas 11 of his 16 pts 2nd Half: 3-4 FG • 3-3 3PT • 2-2 FT • 1 rebs • 1 steal
- ^ TX Southern 29 of his 33 pts 2nd Half: 8-13 FG • 6-9 3PT • 7-9 FT • 3 rebs • 4 steals
- ^ Western Ky 12 of his 18 pts 2nd Half: 4-9 FG • 3-8 3PT • 1-2 FT • 2 assists • 1 blocked shot
- ^ Tulsa 11 of his 20 pts 2nd Half: 5-9 FG • 1-5 3PT
- ^ Valpo 18 of his 21 pts 2nd Half: 4-10 FG • 4-8 3PT • 6-7 FT • 5 rebs • 1 assist • 1 steal • 1 blocked shot
- ^ Indiana 18 of his 24 pts 2nd Half: 5-11 FG • 4-10 3PT • 4-4 FT • 3 rebs
- ^ Texas A&M: 11 of his 17 pts 2nd Half: 4-8 FG • 3-6 3PT • 1 steal
- ^ at LSU: 13 of his 13 pts 2nd Half: 4-11 FG • 2-8 3PT • 3-4 FT • 2 rebs • 2 steals
- ^ at Ole Miss: 26 of his 34 pts 2nd Half: 8-10 FG • 5-7 3PT • 5-5 FT • 2 assists • 2 steals • 1 blocked shot
- ^ Vanderbilt 12 of his 12 pts 2nd Half: 4-7 FG • 4-7 3PT

3-Ball Streak Continues

- LAST YEAR: Mason Jones made a 3-pointer at 18:43 of the first half at South Carolina (Feb. 9, 2019) to mark the 1,000th-straight game Arkansas made at least one triple.
- Arkansas fans were getting nervous the streak might end versus Texas Southern. The Razorbacks were 0-of-13 from distance in the first half. However, Isaiah Joe opened the second half with a triple and would make six in the period en route to 29 second-half points - 33 total.
- Arkansas ranks fourth-tied on the NCAA active list of teams that have made at least one 3-pointer.
- 1. UNLV 1,089 consecutive games (thru 1/15 - Next 1/18)
- 2. Vanderbilt 1,079 consecutive games (thru 1/15 - Next 1/18)
- 3. Duke 1,075 consecutive games (thru 1/14 - Next 1/18)
- 4. ARKANSAS 1,027 CONSECUTIVE GAMES**
- 5. Western Kentucky 1,027 consecutive games (thru 1/16 - Next 1/18)
- UNLV, Vanderbilt and Princeton have made a 3-pointer in every game since the NCAA adopted the rule in 1986-87. Kentucky is the only other team to make a 3-pointer in over 1,000 games. However, the Wildcats' streak ended March 2018 at 1,047 games (0-for-6 vs. Davidson in NCAA first round).
- **The last game Arkansas did not make a 3-pointer was when the Razorbacks went 0-for-2 at Texas on Jan. 07, 1989.**

Jones in the Clutch

- Mason Jones banked home a game-winning 3-pointer with 0.1 seconds left on the clock in overtime to lift Arkansas to a 62-61 win at Georgia Tech. Jones has made clutch inside the final seconds on three other occasions - twice to give Arkansas leads and once to secure a win.
- ^ **In game three last year versus Indiana:** Jones was fouled when getting a defensive rebound with two seconds left. Jones sank the first free throw to put Arkansas up one (73-72) then missed the second on purpose, forcing Indiana to heave a full-court shot as time expired.
- ^ **On Feb. 2, 2019 at #19 LSU:** Arkansas was down one (89-88) with 2:01 left. Nether team scored until Jones sank a runner in the lane with 22 seconds left for a 90-89 Razorback lead. LSU had three chances to score inside the final 22 seconds, but missed them all.
- ^ **On Feb. 5, 2019 vs Vanderbilt:** After LSU, Arkansas was in another barn-burner. Keyshawn Embry-Simpson made a 3-pointer with 14 seconds left to put the Hogs up one (67-66). After a turnover by Vandy, Jones was fouled with seven seconds left and he sank both free throws for a 3-point lead (69-66). Vandy missed a long 3-pointer as time expired.
- **Versus Tulsa,** it wasn't as dramatic, but a buzzer-beater none the less. As the buzzer sounded, Jones shot a long 3-pointer at the top of the key. It hit the front of the rim, took a high bounce and went through the net to give Arkansas a 16-point led (50-34) at halftime.
- **In the come-from-behind wins versus Valpo and at Indiana,** Jones sank back-to-back 3-pointers to give the Razorbacks a lead they would not relinquish.
- ^ vs Valpo: hit a triple at 1:24 to tie game and another with 53 seconds left for a 3-point lead.
- ^ at Indiana: hit a triple at 2:50 to give Arkansas a 2-point lead and another at 2:04 for a 5-point lead.

Joe Named SEC co-Player of the Week vs Indiana

- Arkansas sophomore Isaiah Joe was selected the SEC Co-Player of the Week after leading the 11-1 Razorbacks to a win at Indiana. Joe shared the honor with Kentucky's Nick Richards.
- Joe scored 24 points and added five rebounds as the Razorbacks claimed their first ever road win at a Big Ten member (now 1-7).
- Joe played all 20 minutes of the second half and scored 18 points in the period. He helped Arkansas overcome a 38-33 halftime deficit, an 11-point deficit with 16 minutes to play and a 9-point deficit with eight minutes remaining.
- With Arkansas down 11, Joe scored 15 or Arkansas' final 32 points as the Razorbacks closed the game on a 32-14 run, including a 19-3 run over the final eight minutes.
- First, Joe made three 3-pointers to trim Arkansas' 11-point deficit to two.
- Later, with Arkansas down nine, Joe hit a turnaround jumper on the right elbow to tie the game, 61-61.
- Joe sealed the win by going 4-of-4 at the free throw line over the final 27 seconds.
- Joe recorded his seventh game this season with at least five rebounds.
- Joe drained six 3-pointers in the game.

Jones: 2x SEC Player Of The Week (Rice and Tulsa)

- Arkansas junior guard Mason Jones has been named the SEC Player of the Week twice this season.
- FIRST:** Scored a then career-high 32 points in the season-opening win over Rice. He not only set a career high for points, but he established career highs in field goals made (12), field goals attempted (18) and steals (5). He had seven rebounds (his 3rd-best career total), was 4-of-8 from 3-point range and 4-of-4 from the free throw line.
- The 32 points by Jones were the second-most by a Razorback in a season opener and marked the third, 30-point game in Jones' career. His 17 first-half points nearly matched that of the Rice team (19).
- SECOND:** Scored a career-high 41 points and added six rebounds, while leading the team in assists (4) and steals (4). He tied career highs by going 12-of-18 from the field (7-of-7 from 2-point range) while going 5-of-11 from 3-point range and 12-of-13 at the free throw line.
- 41 points ties for 6th-most in the NCAA this season and ties for 7th-most in Arkansas history.
- In the first half, Jones scored 20 points, including a long 3-pointer at the buzzer for a 16-point halftime lead. He also had three steals, two assists and a blocked shot.
- In the second half, after Tulsa worked its 16-point deficit to nine (68-59 with 11:49 left), Jones scored 15 straight for the Razorbacks during an 18-5 run to give Arkansas a 22-point lead (86-64) with 6:00 left.

Jimmy Uses Wit Point Guard or Point Center?

- Jimmy Whitt Jr., is not your typical point guard. Namely, he is second on the team in rebounds (5.3) while he only dishes out 2.0 assists per game. And, as a guard, **he leads the team in field goal percentage** (53.4% to rank **FOURTH in the SEC**) but has only attempted one a 3-pointer (desperation trey at buzzer to end 1st half vs Vandy).
- However, he possesses the best quality of a point guard - he rarely turns the ball over. In fact, **he only has 25 turnovers in over 580 minutes ... 1 every 23.8 minutes.**
- Ironically, he had a season-high four turnovers in one game - Montana. The fourth of his four turnovers that game came at 17:44 of the second half. **After that last turnover versus Montana, Whitt played 158:18 over five games without a turnover. (The final 17:44 vs Montana, 33:46 minutes versus Texas Southern, 35:28 minutes versus South Dakota, 43:47 minutes versus Georgia Tech and the first 27:33 versus Northern Kentucky.)**

INVERTED OFFENSE

- Whitt does bring the ball up the court, but will then hand the ball to **"POWER FORWARD"** Mason Jones in the halfcourt, especially late in games.
- Whitt moves to **"CENTER"** and uses his mid-range game to shoot 53.4%. He ranks 4th in the SEC in FG% and 3rd in total FG made (102).
- Jones, while a prolific scorer, leads the team in assists, including 17 the last two games (career-high 9 vs Ole Miss and 8 vs Vandy).

Jones' "MUCH TO EARLY" Record Watch

- Mason Jones made his first 27 free throws (36 straight dating back to last season), had a streak of 24 straight and is riding a streak of 13 straight. Overall, he is 82-of-89 and ranks 9th in the NCAA at 92.1%.
- The Arkansas record for FT% in a season is also 93.9% (62-of-66) by Ricky Medlock in 1975.
- Only six Razorbacks - for a combined nine times - have ended the season shooting over 90% from the line.

1. Ricky Medlock 93.9% (62-66) in 1975	2. Tommy Boyer 93.3% (125-134) in 1962
3. Ricky Medlock 91.6% (87-95) in 1974	4. Robert Birden 91.5% (65-71) in 1975
5. Darrell Hawkins 91.4% (74-81) in 1992	6. Pat Bradley 91.3% (63-69) in 1997
7. Tommy Boyer 91.3% (147-161) in 1963	8. Dusty Hannahs 90.8% (108-119) in 2017
9. Pat Bradley 90.2% (74-82) in 1998	BOLD INDICATES PLAYER LED NCAA

Hey Joe, Where you Going With Ball in Your Hand?

- Isaiah Joe went into several record books last season. He set four school records for 3-pointers, two SEC freshman records (while being just the fourth SEC frosh to lead the league 3PT%) and made the fourth-most 3-pointers by a freshman in NCAA history.
- Joe made six 3-pointers at Indiana to enter the Arkansas career top 10 for 3-pointers made.
- CURRENTLY, Joe has made 176 triples (in 50 career games) to rank 7th on the school's all-time list.**
- By comparison, next on the list is Lee Mayberry, who made 218 treys in 139 career games.

Hogs Hold 1st 2 Opponents to 0-For-32 From "3" Over Span; Other 0-For's

- Did you know, Arkansas' defense forced two opponents to miss a combined 32 consecutive 3-pointers over the first two games? Rice missed its first 3PT attempt, made its next two and **missed its last 22 ...** North Texas **missed its first 10** and finished the game making 2-of-its-last-7.
- In game three, Montana **missed its first 10** (0-of-6 in the first half) and finished the game making 2-of-its-last-6.
- Over a three-game span** (first half of Rice, all of North Texas and into second half of Montana, **Arkansas held its opponents to 2-of-49 (4.1 percent)** from 3-point range.
- Indiana missed its last six 3-point attempts and Ole Misses missed all five second-half attempts.

RECORD WATCH

Arkansas Career - 3's Made

1.	366	Pat Bradley	1996-99
2.	274	Rotnei Clarke	2009-11
3.	267	Scotty Thurman	1993-95
4.	237	Anthlon Bell	2013-16
5.	226	Todd Day	1989-92
6.	218	Lee Mayberry	1989-92
7.	176	ISAIAH JOE	2019-PRES.
8.	168	Jannero Pargo	2001-02
9.	160	Eric Ferguson	2003-06
10.	155	Dusty Hannahs	2016-17
--	107	MASON JONES	2019-PRES.

Arkansas Career - 3's Attempted

1.	915	Pat Bradley	1996-99
2.	653	Rotnei Clarke	2009-11
3.	642	Anthlon Bell	2013-16
4.	618	Scotty Thurman	1993-95
5.	588	Todd Day	1989-92
6.	514	Lee Mayberry	1989-92
7.	480	Eric Ferguson	2003-06
8.	452	Stef Welsh	2007-10
9.	449	ISAIAH JOE	2019-PRES.
10.	431	Brandon Dean	1999-02
--	299	MASON JONES	2019-PRES.

Arkansas Career 3's Made SEC GAMES ONLY

1.	366	Pat Bradley	1996-99
2.	274	Rotnei Clarke	2009-11
3.	267	Scotty Thurman	1993-95
4.	237	Anthlon Bell	2013-16
5.	226	Todd Day	1989-92
6.	218	Lee Mayberry	1989-92
7.	168	Jannero Pargo	2001-02
8.	160	Eric Ferguson	2003-06
9.	155	Dusty Hannahs	2016-17
10.	153	Jonathon Modica	2003-06
--	78	ISAIAH JOE	2019-PRES.

Arkansas Career 3's Att. SEC GAMES ONLY

1.	429	Pat Bradley	1996-99
2.	336	Rotnei Clarke	2009-11
3.	326	Anthlon Bell	2013-16
4.	303	Scotty Thurman	1993-95
5.	266	Eric Ferguson	2003-06
6.	263	Jonathon Modica	2003-06
7.	223	Brandon Dean	1999-02
8.	221	Jannero Pargo	2001-02
9.	217	Stef Welsh	2007-10
10.	210	Dusty Hannahs	2016-17
--	186	ISAIAH JOE	2019-PRES.

Overall:	124-36
- At Arkansas	14-2
Home:	68-5 10-0 at Arkansas
Away:	37-21 3-2 at Arkansas
Neutral:	19-10 1-0 at Arkansas
Conference Games:	57-19
- At Arkansas	3-1
Home:	33-5 2-0 at Arkansas
Away:	24-14 1-1 at Arkansas
Against Ranked Teams:	1-3
- At Arkansas	0-0
Home:	0-0 0-0 at Arkansas
Away:	0-1 0-0 at Arkansas
Neutral:	1-2 0-0 at Arkansas
Record by Month:	
November:	32-4 7-0 at Arkansas
December:	25-8 4-1 at Arkansas
January:	27-7 3-1 at Arkansas
February:	23-6 0-0 at Arkansas
March:	16-11 0-0 at Arkansas
April:	1-0 0-0 at Arkansas
When Leading at Halftime:	94-5
at Arkansas	11-1
When Trailing at Halftime:	28-30
at Arkansas	3-1
When Tied at Halftime:	2-1
at Arkansas	0-0
Out-Rebounding Opp:	74-10
at Arkansas	4-0
Being Out-Rebounded:	43-24
at Arkansas	10-2
Rebounds Are Even:	7-1
at Arkansas	0-0
When Scoring First:	75-18
at Arkansas	9-2
When Opponent Scores First:	49-18
at Arkansas	5-0
One-Possession Games:	16-9
at Arkansas	1-1
Overtime Games:	7-4
at Arkansas	1-1
Games Decided by 1-5 Pts or Less:	27-15
at Arkansas	3-1
Games Decided by 6-10 Pts:	29-9
at Arkansas	4-1
Games Decided by 11-19 Pts:	35-8
at Arkansas	2-0
Games Decided by 20-plus Pts:	33-4
at Arkansas	5-0
Shooting 50 percent or Better:	40-1
at Arkansas	2-0
Shooting Pct. Better Than Opp:	99-6
at Arkansas	10-1
Shooting Pct. Worse Than Opp:	23-29
at Arkansas	3-1
Shooting Pct. Same as Opp:	1-1
at Arkansas	0-0
Out-Scoring Opp Bench:	57-1
at Arkansas	4-0
Out-Scored By Opp Bench:	63-26
at Arkansas	10-2
Bench Scoring Even:	4-0
at Arkansas	0-0

Scoring Below 50 Points:	0-0
- At Arkansas	0-0
Home:	0-0 0-0 at Arkansas
Away:	0-0 0-0 at Arkansas
Neutral:	0-0 0-0 at Arkansas
Scoring 50-59 Points:	0-8
- At Arkansas	0-0
Home:	0-1 0-0 at Arkansas
Away:	0-5 0-0 at Arkansas
Neutral:	0-2 0-0 at Arkansas
Scoring 60-69 Points:	14-11
- At Arkansas	6-0
Home:	8-2 5-0 at Arkansas
Away:	3-6 1-0 at Arkansas
Neutral:	3-3 0-0 at Arkansas
Scoring 70-79 Points:	42-13
- At Arkansas	5-2
Home:	22-2 2-0 at Arkansas
Away:	14-8 2-2 at Arkansas
Neutral:	6-3 1-0 at Arkansas
Scoring 80-89 Points:	43-2
- At Arkansas	1-0
Home:	24-0 1-0 at Arkansas
Away:	12-1 0-0 at Arkansas
Neutral:	7-1 0-0 at Arkansas
Scoring 90-99 Points:	17-1
- At Arkansas	2-0
Home:	10-0 2-0 at Arkansas
Away:	6-1 0-0 at Arkansas
Neutral:	1-0 0-0 at Arkansas
Scoring 100 or More Points:	8-1
- At Arkansas	0-0
Home:	5-0 0-0 at Arkansas
Away:	2-1 0-0 at Arkansas
Neutral:	1-0 0-0 at Arkansas

Opponent Scores Below 50 Points:	5-0
- At Arkansas	3-0
Home:	4-0 3-0 at Arkansas
Away:	1-0 0-0 at Arkansas
Neutral:	0-0 0-0 at Arkansas
Opponent Scores 50-59 Points:	22-1
- At Arkansas	4-0
Home:	15-1 4-0 at Arkansas
Away:	6-0 0-0 at Arkansas
Neutral:	1-0 0-0 at Arkansas
Opponent Scores 60-69 Points:	49-6
- At Arkansas	5-0
Home:	28-0 3-0 at Arkansas
Away:	12-2 1-0 at Arkansas
Neutral:	9-4 1-0 at Arkansas
Opponent Scores 70-79 Points:	34-13
- At Arkansas	2-1
Home:	18-2 1-0 at Arkansas
Away:	11-9 1-1 at Arkansas
Neutral:	5-2 0-0 at Arkansas
Opponent Scores 80-89 Points:	13-11
- At Arkansas	1-0
Home:	5-2 0-0 at Arkansas
Away:	5-8 0-1 at Arkansas
Neutral:	3-1 0-0 at Arkansas
Opponent Scores 90-99 Points:	1-3
- At Arkansas	0-0
Home:	1-2 0-0 at Arkansas
Away:	0-0 0-0 at Arkansas
Neutral:	0-1 0-0 at Arkansas
Opponent Scores 100 or More Points:	1-2
- At Arkansas	0-0
Home:	0-0 0-0 at Arkansas
Away:	1-2 0-0 at Arkansas
Neutral:	0-0 0-0 at Arkansas

MUSSELMAN VERSUS ALL OPPONENTS

Opponent	Overall	at Nevada	at Arkansas	Last Meeting
Air Force	7-0	7-0	0-0	03/05/19
Akron	1-0	1-0	0-0	12/22/18
Alabama	• First Meeting •			
Arizona State	1-0	1-0	0-0	12/07/18
Arkansas-Little Rock	1-0	1-0	0-0	11/16/18
Auburn	• First Meeting •			
Austin Peay	1-0	0-0	1-0	11/12/19
Boise State	7-2	7-2	0-0	02/02/19
Bradley	1-0	1-0	0-0	12/03/16
Buffalo	1-0	1-0	0-0	11/25/16
BYU	1-0	1-0	0-0	11/06/18
Cal State Fullerton	0-1	0-1	0-0	11/28/15
California Baptist	1-0	1-0	0-0	11/19/18
Cincinnati	1-0	1-0	0-0	03/18/18
Coastal Carolina	1-0	1-0	0-0	11/13/15
Colorado State	7-1	7-1	0-0	02/02/19
Davidson	1-0	1-0	0-0	11/21/17
Drake	1-0	1-0	0-0	12/12/15
Eastern Washington	1-0	1-0	0-0	03/21/16
Florida	0-1	0-1	0-0	03/21/19
Fresno Pacific	1-0	1-0	0-0	12/09/15
Fresno State	6-3	6-3	0-0	02/23/19
Georgia	• First Meeting •			
Georgia Tech	1-0	0-0	1-0	11/25/19
Grand Canyon	1-0	1-0	0-0	12/09/18
Hawai'i	1-1	1-1	0-0	11/24/17
Holy Names	1-0	1-0	0-0	11/30/15
Idaho	1-0	1-0	0-0	11/10/17
Illinois State	1-0	1-0	0-0	11/29/17
Indiana	1-0	0-0	1-0	12/29/19
Iona	1-1	1-1	0-0	11/26/16
Iowa State	0-1	0-1	0-0	03/16/17
Kentucky	• First Meeting •			
LSU	1-0	0-0	1-0	01/08/20
Loyola-Chicago	1-1	1-1	0-0	11/28/18
Loyola Marymount	1-0	1-0	0-0	11/14/16
Mississippi State	• First Meeting •			
Missouri	• First Meeting •			
Montana	2-0	1-0	1-0	11/16/19
Montana State	1-0	1-0	0-0	11/15/15
Morehead State	2-1	2-1	0-0	04/01/16
New Mexico	5-3	5-3	0-0	02/09/19
North Texas	1-0	0-0	1-0	11/12/19

Opponent	Overall	at Nevada	at Arkansas	Last Meeting
Northern Kentucky	1-0	0-0	1-0	11/30/19
Oakland	1-0	1-0	0-0	11/23/16
Oregon State	1-1	1-1	0-0	11/18/16
Pacific	4-0	4-0	0-0	11/09/18
Portland State	1-0	1-0	0-0	11/25/15
Radford	1-0	1-0	0-0	12/17/17
Rhode Island	1-0	1-0	0-0	11/13/17
Rice	1-0	0-0	1-0	11/05/19
Saint Mary's	0-1	0-1	0-0	11/11/16
San Diego State	3-7	3-7	0-0	03/01/19
San Francisco	0-1	0-1	0-0	12/23/17
San Jose State	6-0	6-0	0-0	01/09/19
Santa Clara	2-0	2-0	0-0	11/15/17
South Carolina	• First Meeting •			
South Dakota	1-0	0-0	1-0	11/22/19
South Dakota State	1-0	1-0	0-0	12/15/18
Southern Cal	1-0	1-0	0-0	12/01/18
Southern Illinois	1-0	1-0	0-0	12/22/17
Tennessee	• First Meeting •			
Texas	1-0	1-0	0-0	03/16/18
Texas A&M	1-0	0-0	1-0	01/04/20
TCU	0-1	0-1	0-0	12/08/17
Texas Southern	1-0	0-0	1-0	11/19/19
Texas Tech	0-1	0-1	0-0	12/05/17
Towson	1-0	1-0	0-0	12/21/16
Tulsa	2-0	1-0	1-0	12/14/19
UC Davis	1-0	1-0	0-0	12/19/17
UC Irvine	2-0	2-0	0-0	12/02/17
UC Santa Barbara	1-0	1-0	0-0	12/22/16
UMass	1-0	1-0	0-0	11/23/18
UNLV	7-2	7-2	0-0	02/27/19
Utah	1-0	1-0	0-0	12/29/18
Utah State	7-2	7-2	0-0	03/02/19
Valparaiso	1-0	0-0	1-0	12/21/19
Vanderbilt	1-0	0-0	1-0	01/15/20
Vermont	1-0	1-0	0-0	03/23/16
Washington	1-0	1-0	0-0	12/11/16
Western Kentucky	0-1	0-0	0-1	12/07/19
Wichita State	0-1	0-1	0-0	12/22/15
Wyoming	5-1	5-1	0-0	02/16/19
Totals	121-35	110-34	11-1	

MUSSELMAN VERSUS CONFERENCES

American Athletic	3-0	CAA	1-0	Ohio Valley	3-1
American East	1-0	C-USA	2-1	Pac-12	5-1
ACC	1-0	Horizon League	2-0	Patriot League	0-0
Atlantic Sun	0-0	Ind./Non D1	2-0	SEC	3-2
Atlantic 10	3-0	Ivy League	0-0	SoCon	0-0
Big East	0-0	MAAC	1-1	Southland	0-0
Big Sky	6-0	Mid-American	1-0	SWAC	1-0
Big South	2-0	MEAC	0-0	Summit League	2-0
Big Ten	1-0	Missouri Valley	6-2	Sun Belt	2-0
Big 12	1-3	Mountain West	60-21	WCC	8-2
Big West	5-2	Northeast	0-0	WAC	2-0

BEST WINNING PERCENTAGE
among active NCAA Division I head coaches
(min 4 yrs)

(stats.NCAA.org/head_coaches • Thru Jan. 15 2019)

1	Mark Few, Gonzaga	.827	587-123	21st yr
2	Roy Williams, North Carolina	.784	879-242	32nd yr
3	ERIC MUSSELMAN, ARKANSAS	.775	124-36	5th yr
4	John Calipari, Kentucky	.772	720-213	28th yr
5	Mike Krzyzewski, Duke	.768	1147-346	45th yr
6	Rick Croy, Cal Baptist (2nd in DI)	.766	160-49	7th yr
7	Bill Self, Kansas	.764	693-214	27th yr
8	Chris Jans, New Mexico State	.760	92-29	4th yr
9	Sean Miller, Arizona	.737	396-141	16th yr
10	Chris Beard, Texas Tech	.735	183-66	8th yr



- Named General Manager of CBA's Rapid City Thrillers at age of 22. The next year, became head coach of the Thrillers at he age of 23, the youngest coach in CBA history.
- From 1990-1997, had 24 players called up to the NBA, the highest number in the league during that span ... The only person in CBA history to coach in five league All-Star Games (1990, 1992, 1993, 1994, 1997)
- The first coach in professional basketball history to win 100 games by the age of 28.
- At the age of 37, named head coach of the Golden State Warriors ... He and his father, Bill, were first father-son combination to both become head coaches in NBA history.
- In 2003, was runner-up to San Antonio's Gregg Popovich for NBA Coach of the Year Award voting (231 points, including 26 first-place votes).
- Only needed 130 games to win his 100th game as a collegiate head coach.

INDIVIDUAL GAME HIGHS:

Most Points:

at Nevada:	45	Jordan Caroline at New Mexico 01/07/17
	40	Jordan Caroline at Colorado St 02/06/19
	37	D.J. Fenner v UNLV 02/08/17
	34	Marqueze Coleman at Hawai'i 11/16/15
	33	Caleb Martin at Utah 12/29/18
	32	Marcus Marshall at Wyoming 01/14/17
	32	Marcus Marshall at Washington 12/11/16
	32	Tyron Criswell v E. Washington 03/21/16
at Arkansas:	41	Mason Jones vs Tulsa 12/14/19
	34	Isaiah Joe at Ole Miss 01/11/20
	33	Isaiah Joe vs Texas Southern 11/19/19
	32	Mason Jones vs Rice 11/05/19
	30	Jimmy Whitt Jr. vs Vanderbilt 01/15/20
	24	Mason Jones at LSU 01/08/20
	24	Jimmy Whitt Jr. vs Northern Ky 11/30/19
	24	Mason Jones at Georgia Tech 11/25/19
	24	Jimmy Whitt Jr. vs South Dakota 11/22/19
	24	Isaiah Joe vs Rice 11/05/19

SEC Game 34 Isaiah Joe at Ole Miss 01/11/20

SEC Tourney

NCAA Tourney

Bud Walton: 41 Mason Jones vs Tulsa 12/14/19

Road Game: 34 Isaiah Joe at Ole Miss 01/11/20

Neutral Site: 21 Isaiah Joe vs Valpo 12/21/19

Ranked Opp

Frosh: --

Soph: 34 Isaiah Joe at Ole Miss 01/11/20

Junior: 41 Mason Jones vs Tulsa 12/14/19

Senior: 20 Jimmy Whitt Jr. vs Vanderbilt 01/15/20

Season Opener: 32 Mason Jones vs Rice 11/05/19

SEC Opener 17 Isaiah Joe & Mason Jones vs TX A&M 01/04/20

Most Field Goals Made:

at Nevada:	17	Jordan Caroline at New Mexico 01/07/17
	13	Cody Martin v Utah State 02/17/18
	12	Jordan Caroline at UNLV 02/25/17
	12	Cameron Oliver v E. Washington 03/21/16
	12	D.J. Fenner v UNLV 02/08/17
at Arkansas:	14	Jimmy Whitt Jr. vs Vanderbilt 01/15/20
	12	Mason Jones vs Tulsa 12/14/19
	12	Mason Jones vs Rice 11/05/19
	11	Isaiah Joe at Ole Miss 01/11/20
	11	Jimmy Whitt Jr. vs South Dakota 11/19/19
	10	Isaiah Joe vs Rice 11/05/19

Most 3-Pointers Made:

at Nevada:	8	Marcus Marshall at UNLV 02/25/17
	7	6x
at Arkansas:	7	Isaiah Joe at Ole Miss 01/11/20
	6	Isaiah Joe at Indiana 12/29/19
	6	Isaiah Joe vs Texas Southern 11/19/19

Most Free Throws Made:

at Nevada:	15	Marcus Marshall v Boise State 02/22/17
	15	Marqueze Coleman v UNLV 01/23/16
	15	Marqueze Coleman at Hawai'i 11/16/15
	14	Jordan Caroline v Rhode Island 11/13/17
	14	Marcus Marshall at Wyoming 01/14/17
at Arkansas:	12	Mason Jones vs Tulsa 12/14/19
	9	Isaiah Joe vs Texas Southern 11/19/19
	9	Mason Jones vs North Texas 11/12/19

Most Rebounds:

at Nevada:	24	Cameron Oliver v Fresno State 02/11/16
	21	Cameron Oliver at UNLV 02/20/16
	17	Cameron Oliver v Colorado State 03/04/17
	16	6x
at Arkansas:	12	Jimmy Whitt Jr. at Western Ky 12/07/19
	11	Reggie Chaney vs Northern Ky 11/30/19
	11	Adrio Bailey vs Montana 11/16/19
	10	Jimmy Whitt Jr. vs TX Southern 11/19/19

SEC Game 7 Adrio Bailey at LSU 01/08/20

SEC Tourney

NCAA Tourney

Bud Walton: 11 Reggie Chaney vs Northern Ky 11/30/19

Road Game: 12 Jimmy Whitt Jr. at Western Ky 12/07/19

Neutral Site: 9 Mason Jones vs Valpo 12/21/19

Ranked Opp

Frosh: -

Soph: 11 Reggie Chaney vs Northern Kentucky 11/30/19

Junior: 7 Mason Jones (3x)

Senior 12 Jimmy Whitt Jr. at Western Ky 12/07/19

Season Opener: 9 Adrio Bailey vs Rice 11/05/19

SEC Opener 6 Mason Jones vs Texas A&M 01/04/20

Most OFFENSIVE Rebounds:

at Nevada:	11	AJ West at Pacific 11/21/15
	8	Cameron Oliver v Fresno State 02/11/16
at Arkansas:	5	Adrio Bailey vs Montana 11/16/19

Most DEFENSIVE Rebounds:

at Nevada:	16	Cameron Oliver v Fresno State 02/11/16
	14	Cameron Oliver v Colorado State 03/04/17
	14	Cameron Oliver at Wyoming 01/14/17
	13	Cameron Oliver v Colorado State 03/11/17
	13	Cameron Oliver at Air Force 02/15/17
at Arkansas:	9	Jimmy Whitt Jr. at Western Ky 12/07/19
	9	Reggie Chaney vs Northern Ky 11/30/19
	9	Isaiah Joe at Georgia Tech 11/25/19
	8	2x

Most Assists:

at Nevada:	11	Cody Martin v BYU 11/06/18
	11	Cody Martin v Colorado State 02/25/18
	11	Marqueze Coleman v Holy Names 11/30/15
	10	Cody Martin v Little Rock 11/16/18
	10	Cody Martin v Pacific 11/09/18
	10	Marcus Marshall v Colorado State 03/04/17
at Arkansas:	9	Mason Jones at Ole Miss 01/11/20
	8	Mason Jones vs Vanderbilt 01/15/20
	7	Isaiah Joe vs Rice 11/05/19

SEC Game 9 Mason Jones at Ole Miss 01/11/20

SEC Tourney

NCAA Tourney

Bud Walton: 8 Mason Jones vs Vanderbilt 01/15/20

Road Game: 9 Mason Jones at Ole Miss 01/11/20

Neutral Site 4 2x

Ranked Opp

Frosh: -

Soph: 7 Isaiah Joe vs Rice 11/05/19

Junior: 9 Mason Jones at Ole Miss 01/11/20

Senior: 5 Jimmy Whitt Jr. vs Rice 11/05/19

Season Opener: 7 Isaiah Joe vs Rice 11/05/19

SEC Opener 5 Jalen Harris vs Texas A&M 01/04/20

Most Steals:

at Nevada:	5	Caleb Martin v California Baptist 11/19/18
	5	Jordan Caroline at San Diego St 02/12/17
	5	Marqueze Coleman at New Mexico 12/30/15
	4	17 times
at Arkansas:	5	Mason Jones at Georgia Tech 11/25/19
	5	Isaiah Joe vs Texas Southern 11/19/19
	5	Mason Jones vs Rice 11/05/19
	4	5x

SEC Game 3 Mason Jones vs Texas A&M 01/04/20

SEC Tourney

NCAA Tourney

Bud Walton: 5 Mason Jones vs Rice 11/05/19

Road Game: 5 Mason Jones at Georgia Tech 11/25/19

Neutral Site: 3 Adrio Bailey & Jimmy Whitt vs Valpo 12/21/19

Ranked Opp

Frosh: -

Soph: 5 Isaiah Joe vs Texas Southern 11/19/19

Junior: 5 Mason Jones (2x)

Senior: 4 Adrio Bailey vs North Texas 11/12/19

Season Opener: 5 Mason Jones vs Rice 11/05/19

SEC Opener 3 Mason Jones vs Texas A&M 01/04/20

Most Blocked Shots:

at Nevada:	6	Cameron Oliver v Morehead State 04/01/16
	5	7x
at Arkansas:	5	Adrio Bailey vs Valpo 12/21/19
	5	Adrio Bailey vs Texas Southern 11/19/19
	4	Adrio Bailey at LSU 01/07/20
	3	Reggie Chaney at Western Ky 12/07/19
	3	Reggie Chaney vs South Dakota 11/22/19

SEC Game 4 Adrio Bailey at LSU 01/08/20

SEC Tourney

NCAA Tourney

Bud Walton: 5 Adrio Bailey vs Texas Southern 11/19/19

Road Game: 3 Reggie Chaney at Western Ky 12/07/19

Neutral Site: 5 Adrio Bailey vs Valpo 12/21/19

Ranked Opp

Frosh: -

Soph: 3 Reggie Chaney 2x

Junior: 2 Mason Jones vs Texas Southern 11/19/19

Senior: 5 Adrio Bailey 2x

Season Opener: 1 by 5 players

SEC Opener 1 Adrio Bailey & Jimmy Whitt vs TX A&M 01/04/20

2019-20 SEC STANDINGS										
THRU WED - JAN 15, 2020										
	SEC	PCT.	HOME	AWAY	OVERALL	PCT.	HOME	ROAD	NEUTRAL	STRK
1. LSU	4-0	1.000	2-0	2-0	12-4	.750	9-1	2-1	1-2	W4
2. Arkansas	3-1	.750	2-0	1-1	14-2	.875	10-0	3-2	1-0	W2
Auburn	3-1	.750	2-0	1-1	15-1	.938	9-0	2-1	4-0	L1
Florida	3-1	.750	2-0	1-1	11-5	.688	6-1	1-2	4-1	W1
Kentucky	3-1	.750	2-0	1-1	12-4	.750	10-1	1-1	1-2	L1
6. Alabama	2-2	.500	2-0	0-2	9-7	.563	6-1	1-4	2-2	W1
Tennessee	2-2	.500	1-1	1-1	10-6	.625	7-3	1-2	2-1	W3
Texas A&M	2-2	.500	1-1	1-1	8-7	.533	7-2	1-1	0-4	L1
9. Georgia	1-2	.333	1-1	0-1	11-5	.688	9-1	1-2	1-2	W1
South Carolina	1-2	.333	1-1	0-1	9-7	.563	6-4	3-1	0-2	W1
Missouri	1-2	.333	1-1	0-1	9-6	.600	7-2	1-2	1-2	W1
12. Mississippi State	1-3	.250	1-1	0-2	10-6	.625	7-2	1-2	2-2	W1
13. Ole Miss	0-3	.000	0-1	0-2	9-7	.563	7-2	0-4	2-1	L4
Vanderbilt	0-3	.000	0-1	0-2	8-8	.500	8-4	0-3	0-1	L4

AP (Jan. 13)		
1 Gonzaga	18-1	1,574
2 Baylor	13-1	1,567
3 Duke	15-1	1,567
4 AUBURN	15-0	1,359
5 Butler	15-1	1,299
6 Kansas	12-3	1,286
7 San Diego State	17-0	1,286
8 Oregon	14-3	1,163
9 Florida State	14-2	1,093
10 KENTUCKY	12-3	960
11 Louisville	13-3	943
12 West Virginia	13-2	911
13 Dayton	14-2	842
14 Villanova	12-3	822
15 Michigan State	13-4	735
16 Wichita State	15-1	629
17 Maryland	13-3	616
18 Seton Hall	12-4	496
19 Michigan	11-5	358
20 Colorado	13-3	345
21 Ohio State	11-5	270
22 Memphis	13-3	232
23 Texas Tech	10-5	111
24 Illinois	12-5	109
25 Creighton	13-4	97

COACHES (Jan. 13)			
1 Gonzaga (16)	18-1	775	
2 Baylor (10)	13-1	764	
3 Duke (6)	15-1	757	
4 AUBURN	15-0	685	
5 Butler	15-1	660	
6 San Diego St.	17-0	622	
7 Kansas	12-3	586	
8 Oregon	14-3	543	
9 Florida State	14-2	508	
10 Louisville	13-3	469	
11 Dayton	14-2	452	
13 West Virginia	13-2	432	
14 Michigan St	13-4	391	
15 Villanova	12-3	356	
16 Wichita St.	15-1	309	
17 Maryland	13-3	301	
17 Seton Hall	12-4	279	
19 Ohio St.	11-5	137	
20 Michigan	11-5	131	
21 Colorado	13-3	120	
22 Memphis	13-3	73	
23 Texas Tech	10-5	72	
24 Iowa	11-5	60	
25 Stanford	14-2	59	

ARKANSAS IN THE RANKINGS			
WEEK	AP	COACH	NET
Preseason	--	--	N/A
Nov. 11	RV/11	N/A	N/A
Nov. 18	RV/3	RV/9	N/A
Nov. 25	RV/13	RV/12	N/A
Dec. 2	RV/17	RV/8	N/A
Dec. 9	--	RV/1	N/A
Dec. 16	RV/1	RV/10	23
Dec. 23	--	RV/2	33
Dec. 30	RV/19	RV/14	26
Jan. 6	RV/38	RV/16	24
Jan. 13	RV/65	RV/44	24
Jan. 20			
Jan. 27			
Feb. 3			
Feb. 10			
Feb. 17			
Feb. 24			
Mar. 2			
Mar. 9			
Mar. 16			
FINAL			

The last time Arkansas was ranked in the AP Poll...

Top 25: #22 01/01/18
 Top 15: #15 11/14/00
 Top 10: #6 1995 Final Poll
 Top 5: #5 03/07/95
 No. 1: #1 '94-95 Preseason

RECEIVING VOTES: Iowa 88, Stanford 77, **ARKANSAS 65**, INDIANA 50, Virginia 41, Penn State 36, LSU 30, Arizona 20, Wisconsin 19, Liberty 11, Northern Iowa 10, Purdue 10, Duquesne 9, Washington 9, TCU 8, Rutgers 8, Virginia Tech 5, Oregon State 4, Houston 4, BYU 3, East Tennessee State 2, Saint Mary's 1, Harvard 1, Akron 1, USC 1.

RECEIVING VOTES: Creighton 53; Virginia 51; **ARKANSAS 44**; INDIANA 38; Arizona 37; Illinois 33; Penn St. 23; LSU 22; Rutgers 19; Houston 18; Wisconsin 17; Purdue 15; Northern Iowa 10; TCU 7; St. Mary's 6; Marquette 6; Xavier 4; New Mexico 3; Liberty 2; Yale 1; Providence 1.

Saturday, January 18	TV	CT
*South Carolina at Texas A&M	SEC	12:00 p.m.
*Auburn at Florida	CBS	12:30 p.m.
*Missouri at Alabama	SEC	2:30 p.m.
*KENTUCKY AT ARKANSAS	ESPN	3:00 P.M.
*Tennessee at Vanderbilt	SEC	5:00 p.m.
*LSU at Ole Miss	ESPN2	7:00 p.m.
*Georgia at Mississippi State	SEC	7:30 p.m.

Tuesday, January 21	TV	CT
*Florida at LSU	TBA	6:00 p.m.
*Georgia at Kentucky	TBA	6:00 p.m.
*Texas A&M at Missouri	ESPNU	8:00 p.m.
*Ole Miss at Tennessee	SEC	8:00 p.m.

Wednesday, January 22	TV	CT
*South Carolina at Auburn	ESPN2/U	6:00 p.m.
*ARKANSAS AT MISS STATE	SEC	6:00 P.M.
*Alabama at Vanderbilt	SEC	8:00 p.m.

Saturday, January 25	TV	CT
Iowa State at Auburn	ESPN2/U	11:00 a.m.
Missouri at West Virginia	ESPN2/U	11:00 a.m.
LSU at Texas	ESPN2/U	1:00 p.m.
Miss State at Oklahoma	ESPN2/U	1:00 p.m.
TCU AT ARKANSAS	ESPN2/U	3:00 P.M.
Tennessee at Kansas	ESPN/2	3:00 p.m.
Oklahoma State at Texas A&M	ESPN2/U	3:00 p.m.
Kansas State at Alabama	ESPN2	5:00 p.m.
Kentucky at Texas Tech	ESPN	5:00 p.m.
Baylor at Florida	ESPN	7:00 p.m.
*Ole Miss at Georgia	SEC	4:30 p.m.
*Vanderbilt at South Carolina	SEC	7:00 p.m.

Tuesday, January 28	TV	CT
*Texas A&M at Tennessee	SEC	5:30 p.m.
*Mississippi State at Florida	ESPN2/U	6:00 p.m.
*Georgia at Missouri	SEC	7:30 p.m.
*Auburn at Ole Miss	ESPN/U	8:00 p.m.

Wednesday, January 29	TV	CT
*Vanderbilt at Kentucky	SEC	5:30 p.m.
*Alabama at LSU	ESPN2/U	6:00 p.m.
*SOUTH CAROLINA AT ARKANSAS SEC		7:30 P.M.

#PROHOGS

38

» Arkansas has had 38 all-time NBA Draft selections from 36 different players in program history.

16

» The Razorbacks have 16 All-Star game appearances by Joe Johnson (7), Sidney Moncrief (5) and Alvin Robertson (4).

12

» Arkansas has 12 first round NBA Draft picks in program history with Sidney Moncrief going No. 5 overall in 1979.

#PROHOGS
 Arkansas has had 29 former players go on to play in the NBA and four are currently on active rosters.

Player	Team	Yrs in NBA	Draft Class
Patrick Beverley	Clippers	8th	2009 - 42nd (LAC)
Daryl Macon *	Heat	2nd	2018-FA
Bobby Portis	Knicks	5th	2015 - 22nd (CHI)
Daniel Gafford	Bulls	1st	2019 - 38th (CHI)

* - signed two-way contract

G League			
Dusty Hannahs	Memphis Hustle		2nd Year

Versus 2019-20 Opponents

NON-CONFERENCE

SCHOOL	GMS PLAYED	SERIES RECORD	H	A	N	LAST MEETING
AUSTIN PEAY	5	ARKANSAS LEADS, 5-0	5-0	0-0	0-0	H - W, 69-61 (12/03/19)
GEORGIA TECH	7	ARKANSAS TRAILS, 2-5	0-1	1-2	1-2	A - W, 62-61 ot (11/25/19)
INDIANA	5	ARKANSAS LEADS, 3-2	1-0	1-2	1-0	A - W, 71-64 (12/22/19)
MONTANA	1	ARKANSAS LEADS, 1-0	1-0	0-0	0-0	H - W, 64-46 (11/16/19)
NORTH TEXAS	15	ARKANSAS LEADS, 15-0	9-0	1-0	5-0	H - W, 66-43 (11/12/19)
NORTHERN KENTUCKY	1	ARKANSAS LEADS, 1-0	1-0	0-0	0-0	H - W, 66-60 (11/30/19)
RICE	144	ARKANSAS LEADS, 103-41	55-11	41-29	7-1	H - W, 91-43 (11/05/19)
SOUTH DAKOTA	2	ARKANSAS LEADS, 2-0	1-0	1-0	0-0	H - W, 77-56 (11/22/19)
TCU	142	ARKANSAS LEADS, 104-28	54-15	46-21	4-2	A - W, 79-70 (02/16/91)
TEXAS SOUTHERN	1	ARKANSAS LEADS, 7-0	5-0	0-0	2-0	H - W, 82-51 (11/19/19)
TULSA	61	ARKANSAS LEADS, 37-24	25-8	9-15	3-1	H - W, 98-79 (12/14/119)
WESTERN KENTUCKY	8	SERIES TIED, 4-1	0-2	0-2	4-0	A - L, 79-86 ot (12/07/19)
VALPARAISO	1	ARKANSAS LEADS, 1-0	0-0	0-0	1-0	N - W, 72-68 (12/21/19)

SOUTHEASTERN CONFERENCE

SCHOOL	GMS PLAYED	SERIES RECORD	H	A	N	LAST MEETING
ALABAMA	62	ARKANSAS LEADS, 34-28	19-6	7-20	8-2	H - W, 82-70 (03/09/19)
- SEC Only	52	Arkansas Leads, 27-25				
AUBURN	53	ARKANSAS LEADS, 34-19	21-5	12-14	1-1	A - L, 56-79 (02/20/19)
- SEC Only	52	Arkansas Leads, 34-18				
FLORIDA	37	ARKANSAS TRAILS, 12-25	8-7	2-13	2-5	N - L, 50-66 (03/14/19)
- SEC Only	37	Arkansas Trails, 12-25				
GEORGIA	38	ARKANSAS LEADS, 23-15	11-3	6-9	6-3	H - W, 70-60 (01/29/19)
- SEC Only	38	Arkansas Leads, 23-15				
KENTUCKY	43	ARKANSAS TRAILS, 11-32	7-7	3-15	1-10	A - L, 66-70 (02/27/19)
- SEC Only	38	Arkansas Trails, 11-27				
LSU	68	ARKANSAS LEADS, 36-32	19-8	12-18	5-6	A - L, 77-79 (01/08/20)
- SEC Only	59	Arkansas Leads, 32-27				
OLE MISS	82	ARKANSAS LEADS, 49-33	16-11	9-20	24-2	A - W, 76-72 (01/11/20)
- SEC Only	53	Series Tied, 27-27				
MISSISSIPPI STATE	62	ARKANSAS LEADS, 33-29	21-7	7-21	5-1	H - L, 67-77 (02/16/18)
- SEC Only	53	Arkansas Leads, 28-25				
MISSOURI	51	ARKANSAS LEADS, 27-24	16-9	10-15	1-0	A - L, 78-79 (02/12/19)
- SEC Only	13	Arkansas Leads, 8-6				
SOUTH CAROLINA	34	ARKANSAS LEADS, 20-14	11-4	6-8	3-2	A - L, 65-77 (02/09/19)
- SEC Only	34	Arkansas Leads, 20-14				
TENNESSEE	41	ARKANSAS TRAILS, 20-21	10-4	4-12	6-5	A - L, 87-106 (01/15/19)
- SEC Only	37	Arkansas Trails, 17-20				
TEXAS A&M	159	ARKANSAS LEADS, 103-56	58-15	38-37	7-4	H - W, 69-59 (01/04/20)
- SEC Only	13	Arkansas Leads 8-5				
VANDERBILT	39	ARKANSAS LEADS, 27-12	16-3	7-8	4-1	H - W, 75-55 (01/15/20)
- SEC Only	37	Arkansas Leads 26-11				

RAZORBACK SPORTS NETWORK RADIO AFFILIATES

https://tunein.com/radio/Arkansas-Basketball-s308162/?branch_match_id=730822869045812831

Batesville (Games)	KWOZ-FM - 103.3	Glenwood	KHGZ-AM - 670
Camden	KAMD-FM - 97.1	Hot Springs / Mena	KTTG-FM - 6.3
Crossett	KAGH-FM - 104.9	Jonesboro	KEGI-FM - 100.5
Crossett	KAGH-AM - AM 800	Little Rock	KABZ-FM - 103.7
DeQueen	KDQN-FM - 92.1	Magnolia	KZHE-FM - 100.5
DeWitt	KDEW-FM - 97.3	Marshall	KBCN-FM - 104.3
El Dorado	KAGL-FM - 93.3	Mena	KENA-FM - 104.1
Fayetteville	KQSM-FM - 92.1	Monett, MO	KKBL-FM - 95.9
Fayetteville (Games)	KYNG-AM - AM 1590	Monticello	KGPO-FM - 99.9
Fayetteville	KAKS-FM - 99.5	Morrilton	KCON-FM - 99.3
Fayetteville	KUOA-AM - 1290	Mountain Home	KOMT-FM - 93.5
Fayetteville	KUOA-FM - 95.3	Ozark	KDYN-FM - 96.7
Fayetteville	KBVA-FM - HD3 106.5	Ozark	KDYN-AM - AM 1540
Forrest City	KBFC-FM - 93.5	Searcy	KRZS-FM - 99.1
Fort Smith	KERX-FM - 95.3	Texarkana	KKTK-AM - 1400
Glenwood	KHGZ-FM - 98.9	Wynne	KWYN-FM - 92.5

ARKANSAS IN THE 2019-20 NCAA/SEC

(Through Games of Jan. 15, 2020)



TEAM IN THE NCAA/SEC	NCAA	SEC	NO.
3-pt Field Goal Attempts (350 ranked)	136	4	391
Assist Turnover Ratio (350 ranked)	113	2	1.07
Assists Per Game (350 ranked)	195	11	13.1
Blocked Shots Per Game (350 ranked)	40	5	4.7
Defensive Rebounds per Game (350 ranked)	158	8	26.19
Fewest Fouls (350 ranked)	158	7	291
Fewest Turnovers (350 ranked)	43	2	195
Field-Goal Percentage (350 ranked)	138	7	44.5
Field-Goal Percentage Defense (350 ranked)	49	6	39.3
Free Throw Attempts (350 ranked)	167	10	314
Free Throws Made (350 ranked)	118	8	236
Free-Throw Percentage (350 ranked)	44	3	75.2
Offensive Rebounds Per Game (350 ranked)	334	14	7.31
Personal Fouls Per Game (350 ranked)	234	7	18.2
Rebound Margin (350 ranked)	318	14	-4.3
Scoring Defense (350 ranked)	29	3	61.4
Scoring Margin (350 ranked)	21	2	13.2
Scoring Offense (350 ranked)	110	7	74.6
Steals Per Game (350 ranked)	24	1	9.1
Three Pt FG Defense (350 ranked)	1	1	22.8
Three-Point Field Goals Per Game (349 ranked)	148	4	7.6
Three-Point Field-Goal Percentage (350 ranked)	276	10	31.2
Total 3-point FGM (349 ranked)	178	4	122
Total Assists (350 ranked)	232	11	209
Total Blocks (350 ranked)	55	5	75
Total Rebounds (350 ranked)	302	13	536
Total Rebounds Per Game (350 ranked)	293	14	33.5
Total Steals (350 ranked)	36	1	145
Turnover Margin (348 ranked)	7	1	5.4
Turnovers Forced (350 ranked)	18	1	17.63
Turnovers Per Game (350 ranked)	69	2	12.2
Won-Lost Percentage (350 ranked)	14	2	87.5

RAZORBACKS IN THE NCAA/SEC

PLAYER	NCAA	SEC	NO.
3-pt Field Goal Attempts (238 ranked)	Isaiah Joe	3	176
Assist Turnover Ratio (250 ranked)	--		
Assists Per Game (249 ranked)	Mason Jones	204	12 3.6
Blocked Shots Per Game (235 ranked)	Adrio Bailey	51	4 1.88
Defensive Rebounds per Game (250 ranked)	Mason Jones	177	7 5.2
Double Doubles (182 ranked)	--		
Field-Goal Percentage (250 ranked)	Jimmy Whitt Jr.	68	4 53.4
	Mason Jones	228	11 43.6
	Mason Jones	83	4 91
Free Throw Attempts (247 ranked)	Mason Jones	20	2 83
Free Throws Made (249 ranked)	Mason Jones	10	2 91.2
Free-Throw Percentage (250 ranked)	Isaiah Joe	93	7 83
	Isaiah Joe	22	2 36:42
	Jimmy Whitt Jr.	35	3 36:15
	Mason Jones	193	11 33:10
Offensive Rebounds Per Game (249 ranked)	--		
Points Per Game (249 ranked)	Mason Jones	66	3 18.1
	Isaiah Joe	79	4 17.8
Rebounds Per Game (246 ranked)	--		
Steals Per Game (248 ranked)	Mason Jones	72	4 1.93
	Isaiah Joe	128	6 1.69
Three-Point Field Goals Per Game (244 ranked)	Isaiah Joe	4	2 3.94
	Mason Jones	232	8 2.07
Three-Point Field-Goal Percentage (104 ranked)	Isaiah Joe	84	3 35.8
Total 3-point FGM (225 ranked)	Isaiah Joe	6	1 63
Total Assists (239 ranked)	-		
Total Blocks (250 ranked)	Adrio Bailey	57	4 30
Total Field Goal Attempts (245 ranked)	Isaiah Joe	77	2 232
Total Field Goals Made (250 ranked)	Jimmy Whitt Jr.	96	3 102
	Isaiah Joe	239	7 89
Total Minutes (250 ranked)	Isaiah Joe	107	2 587:21
	Jimmy Whitt Jr.	128	3 580:13
Total Points (250 ranked)	Isaiah Joe	106	3 285
	Mason Jones	142	4 272
Total Rebounds (250 ranked)	--		
Total Steals (232 ranked)	Mason Jones	101	4 29
	Isaiah Joe	140	6 27



Hogs Sign Davonte Davis


- Arkansas head coach Eric Musselman announced on Nov. 19 that Davonte Davis, a four-star recruit from Jacksonville, signed a National Letter of Intent with the Razorbacks.
- Davis (6-4, 175) is rated 80th on the ESPN Top 100 while ESPN has him the 18th-best shooting guard, the 18th-best player in the region and the second-best player in the state of Arkansas.
- "Our coaching staff is so excited to announce the signing of Davonte "Devo" Davis," Musselman said. "Devo will bring tremendous toughness and versatility to our Arkansas Razorbacks team. We love Devo's ability to be both a playmaker and a scorer at all three levels. He is an elite free throw attempt player and does a great job finishing through contact. From a defensive perspective, Devo will add a long, athletic defender that can guard multiple positions. He is an exhilarating, exciting point guard that Hog fans will love to watch and teammates will love to play with him."
- In other recruiting services, Davis is 100th on the 247Sports Composite and 16th among point guards. Rivals has him ranked 128th nationally and 29th at his position while 247Sports puts him 139th nationally and 21st among point guards. He is also #3 in the state by 247Sports.
- Davis was named to the 2019 USA TODAY All-Arkansas first team as a junior as he averaged 18.5 points, 5.3 rebounds and six assists per game. He played for Woodz Elite in the Nike EYBL.
- He is a three-time Arkansas Activities Association All-State selection, making the 2019 5A team with Jacksonville HS and the 2A teams in 2017 and 2018 while playing at Jacksonville Lighthouse.
- As a sophomore, Davis averaged 18.4 points, 8 assists, 7 rebounds and 2 steals. As a freshman, Davis averaged 16 points and seven rebounds in leading Lighthouse to conference and regional championships as well as the Class 2A state semifinal.



Austria	Anton Beard	UBSC Graz	Hungary	Alandise Harris	ZTE KK
Canada	Olu Famutimi	Guelph		Anthlon Bell	Nidaros Jets
	Marvell Waithe	London	Italy	Jaylen Barford	Pesaro
Chile	Rashad Madden	CD Valdivia		Charles Thomas	Basket RAV
China	Courtney Fortson	Guangsha L.	Kazakhstan	Coty Clarke	Astana
	Sonny Weems	Guangdong ST	Latvia	Jabril Durham	Vostak 65
ECBL (USA)	Kareem Reed	Rowan County	Philippines	Michael Qualls	North Port
Finland	Dustin Thomas	Ura Basket	Saudi Arabia	Arlando Cook	Abha
G League (USA)	Dusty Hannahs	Memphis	Slovakia	Delvon Johnson	Prievidza
Germany	Marshawn Powell	Hamburg	South Korea	JaCorey Williams	Mobis Phoebus
Greece	Moses Kingsley	Peristeri GS	Turkey	Darian Townes	Samsun

Nolan Richardson Court

- Last March, the University of Arkansas System Board of Trustees unanimously approved a resolution to name the court at Bud Walton Arena for Hall of Fame coach Nolan Richardson.
- The University unveiled Nolan Richardson Court at Bud Walton Arena on October 20 prior to exhibition game with Little Rock. Arkansas won the game 79-64 on the newly-named court.
- Richardson was 389-169 in 17 seasons as Arkansas head coach and set a school record for wins. Among his many honors are NABC and Naismith Coach of the Year (1994), USBWA Most Courageous Award (1995), University of Arkansas Sports Hall of Honor (1996), Arkansas Sports Hall of Fame (1998), College Basketball Hall of Fame (2008) and the Naismith Memorial Basketball Hall of Fame (2014). He was honored with a banner in the rafters of Bud Walton Arena in 2015.
- He led the Razorbacks to 13 NCAA Tournament appearances including six Sweet 16's (1990, 1991, 1993, 1994, 1995, 1996), four Elite Eights (1990, 1991, 1994, 1995), three Final Fours (1990, 1994, 1995) a national runner-up finish (1995) and the 1994 NCAA Championship.
- In Richardson's 22 combined years as a head coach at the collegiate level – at Western Texas Junior College, the University of Tulsa and the University of Arkansas – he compiled a record of 508-206 (.711) and became the only head coach in college basketball history to win a National Junior College Championship, NIT Championship and NCAA Championship.



0 JEANTAL CYLLA

F • Gr.Sr. • 6-7 • 215
Lake Worth, Fla. || Lake Worth HS.

GENE-tall SILL-uh ... Played one season at UNC Wilmington after beginning his career at Florida Atlantic. In addition to his collegiate experience ... Member of the Haitian National Team.

Received his B.A. in Communication Studies from UNCW in May 2019 ... Is pursuing an M.Ed. in Adult and Lifelong Learning at Arkansas.

2019-20 HIGHLIGHTS:

- Pulled down six boards in the season-opening win over Rice.
- **Scored his 1,000th career point** (in his 101st game) versus South Dakota ... Added season-high seven points, including his first 3-pointer of the season, with four rebounds.
- Got first start as a Razorback vs Northern Kentucky.
- Only played briefly versus Texas A&M, but came through with a big hustle play that led to Desi Sills' 3-pointer as time expired in the first half.
- Had only played 11 minutes over a seven-game span prior to Ole Miss ... However, was the first Razorbacks off the bench versus the Rebels and he played 11 first-half minutes and led the team with grabbed five rebounds.

DOUBLE-DOUBLES (3)

2018-19 (Jr. @ UNCW)

Opp	Pts	Rebs
at Mercer	19	10

2016-17 (So. @ FAU)

Opp	Pts	Rebs
Webber	10	10

2015-16 (Fr. @ FAU)


Opp	Pts	Rebs
UTSA	24	12

PERSONAL BESTS

POINTS	SEC ONLY
Season: 7 vs South Dakota (11/22/19)	1 at Ole Miss (01/11/20)
Career: 25 at UTEP (01/21/16)	1 at Ole Miss (01/11/20)
FG MADE	SEC ONLY
Season: 3 vs South Dakota (11/22/19)	--
Career: 9 at UTEP (01/21/16)	--
FG ATTEMPTED	SEC ONLY
Season: 7 (2x) last vs S Dakota (11/22/19)	2 at Ole Miss (01/11/20)
Career: 18 at Hofstra (01/17/19)	2 at Ole Miss (01/11/20)
3-POINT FG MADE	SEC ONLY
Season: 1 vs South Dakota (11/22/19)	--
Career: 5 (2x) last vs Gardner-Webb (11/24/18)	--
3-PT FG ATTEMPTS	SEC ONLY
Season: 2 vs South Dakota (11/22/19)	--
Career: 8 at Rice (02/18/16)	--
FT MADE	SEC ONLY
Season: 1 vs Rice (11/05/19)	1 at Ole Miss (01/11/20)
Career: 9 at Elon (02/21/9)	1 at Ole Miss (01/11/20)
FT ATTEMPTED	SEC ONLY
Season: 4 at Ole Miss (01/11/20)	4 at Ole Miss (01/11/20)
Career: 11 at Elon (02/21/9)	4 at Ole Miss (01/11/20)
REBOUNDS	SEC ONLY
Season: 6 vs Rice (11/05/19)	5 at Ole Miss (01/11/20)
Career: 10 (2x) last at Mercer (12/21/18)	5 at Ole Miss (01/11/20)
ASSISTS	SEC ONLY
Season: --	--
Career: 3 vs UNC Greensboro (11/13/18)	--
STEALS	SEC ONLY
Season: --	--
Career: 4 vs Webber (12/21/16)	--
BLOCKED SHOTS	SEC ONLY
Season: 1 (3x) last vs S Dakota (11/22/19)	--
Career: 2 (6x) last vs JMU (02/02/19)	--
MINUTES	SEC ONLY
Season: 22 vs Rice (11/05/19)	10:48 at Ole Miss (01/11/20)
Career: 38 at Ohio State (12/06/16)	10:48 at Ole Miss (01/11/20)

JEANTAL CYLLA 2019-20 GAME STATS

Opponent	Date	GS	Min	FG	FGA	Pct	3FG	3A	Pct	FT	FTA	Pct	O	D	Tot	Avg	PF	FO	A	TO	Blk	Stl	Pts	Avg
RICE	11/05/19	21	21	2	7	.286	0	1	.000	1	2	.500	1	5	6	6.0	2	0	2	1	0	0	5	5.0
NORTH TEXAS	11/12/19	18	18	1	4	.250	0	3	.000	0	0	.000	0	2	2	4.0	2	0	0	1	0	0	2	3.5
MONTANA	11/16/19	19	0	0	.000	0	0	.000	0	0	.000	0	1	1	2	3.3	2	0	0	3	0	0	0	2.3
TEXAS SOUTHERN	11/19/19	10	10	1	3	.333	0	2	.000	0	0	.000	0	1	1	2.8	1	0	0	0	1	0	2	2.3
SOUTH DAKOTA	11/22/19	14	3	7	.429	1	2	.500	0	0	.000	0	1	3	4	3.0	2	0	0	0	1	0	7	3.2
at Georgia Tech	11/25/19	8	0	2	.000	0	2	.000	0	0	.000	0	0	1	1	2.7	2	0	0	0	0	0	0	2.7
NORTHERN KY	11/30/19 *	6	0	0	.000	0	0	.000	0	0	.000	0	0	0	0	2.3	0	0	0	0	0	0	0	2.3
AUSTIN PEAY	12/03/19	2	0	1	.000	0	0	.000	0	0	.000	0	0	0	0	2.0	1	0	0	0	0	0	0	2.0
at Western Kentucky	12/07/19	0	0	0	.000	0	0	.000	0	0	.000	0	0	0	0	1.8	0	0	0	0	0	0	0	1.8
TULSA	12/14/19	4	0	0	.000	0	0	.000	0	0	.000	0	0	0	0	1.6	0	0	0	0	0	0	0	1.6
vs Valparaiso	12/21/19	4	0	0	.000	0	0	.000	0	0	.000	0	2	2	1.6	1	1	0	1	0	0	0	0	1.5
at Indiana	12/29/19	DNP																						
TEXAS A&M	01/04/20	1	0	0	.000	0	0	.000	0	0	.000	0	1	0	1	1.6	0	0	0	0	0	0	0	1.3
at LSU	01/08/20	DNP																						
at Ole Miss	01/11/20	11	0	2	.000	0	0	.000	1	4	.250	0	1	4	5	1.8	2	0	0	1	0	0	1	1.3
VANDERBILT	01/15/20	1	0	0	.000	0	0	.000	0	0	.000	0	0	0	0	1.7	0	0	0	1	0	0	0	1.2
Totals		1	119	7	26	.269	1	10	.100	2	6	.333	5	19	24	1.7	15	0	0	9	3	0	17	1.2



JEANTAL CYLLA CAREER STATISTICS

Year	GP	GS	Min	Avg	FG	FGA	Pct	3FG	3FGA	Pct	FT	FTA	Pct	Off	Def	Tot	Avg	PF	FO	Ast	TO	Blk	Stl	Pts	Avg
2015-16 (FAU)	33	24	870	26.4	105	272	.386	44	128	.344	65	89	.730	25	89	114	3.5	85	4	16	44	15	17	319	9.7
2016-17 (FAU)	30	30	660	22.0	75	196	.383	23	87	.264	41	56	.732	28	70	98	3.3	58	0	13	29	10	13	214	7.1
2017-18 - REDSHIRTED AT UNCW																									
2018-19 (UNCW)	33	32	930	28.2	156	365	.427	33	106	.311	106	125	.848	48	103	151	4.6	86	2	18	46	17	17	451	13.7
2019-20 (ARK)	14	1	119	8.5	7	26	.269	1	10	.100	2	6	.333	5	19	24	1.7	15	0	0	9	3	0	17	1.2
TOTAL	110	87	2579	23.4	343	859	.399	101	331	.305	214	276	.775	106	281	387	3.5	244	6	47	128	45	47	1001	9.1

1

ISAIAH JOE

G • So. • 6-5 • 167
Fort Smith, Ark. || Fort Smith Northside HS

30-PT GAMES (3)

12/01/18 • FIU 34
11/19/19 • TEXAS SOUTHERN 33
01/11/20 • at Ole Miss 34

- **JERRY WEST SHOOTING GUARD OF THE YEAR WATCH LIST** • **VOTE:** <http://www.hoophallawards.com/men/vote.php>
- **2019-20 Preseason All-SEC (2nd Team Coaches and Media)**
- Set Arkansas season record with 113 3's made last season ... **HAS 176 CAREER TREYS, 7TH ON THE SCHOOL'S ALL-TIME TOP 10.**
- **SEC PLAYER OF THE WEEK (Dec. 30): 24 pts - 5 rebs / Scored 14 of team's final 32 pts in come-from-behind win at Indiana.**

• 3PT FGM/GM	3.94	4th NCAA	2nd SEC	• 3PT Att	176	3rd NCAA	1st SEC
• Minutes/GM	36:42	22nd NCAA	2nd SEC	• Steals/Gm	1.69	128th NCAA	6th SEC
• 3PT Made	59	10th NCAA	2nd SEC	• Points/Gm	17.8	79th NCAA	4th SEC
• 3PT Pct.	.358	84th NCAA	3rd SEC	• FT Pct.	.830	93rd NCAA	7th SEC

- **Games in double figure points:** 42 for career • 14 for 2019-20 ... **Games Making 3+ 3's:** 32 for career • 12 for 2019-20
- **Made a 3-pointer in 31 straight games and at least one in 48 of his 50 for career games.**
- Has 9 of the team's 23 charges drawn this season ... Led the team with 27 charges drawn last season.
- Second the team with 29 steals and had a team-best 51 last season.

2019-20 HIGHLIGHTS:

- Scored 24 in the season opener versus Rice with a **career-high seven assists**
- Tied Mason Jones with a team-high 16 points versus North Texas ... Was 4-of-6 from 3-point range, making his last four.
- After a slow start vs Texas Southern, **had 33 points and five steals** - both were one shy of career highs ... In the first half, was 0-of-4 from 3-point range (team was 0-of-13) with four points ... Opened second half with a trey and had 29 points with four steals in the period, making 6-of-9 from 3-point range ... Also was 9-of-11 at the free throw line - both career bests.
- Had a **career-high nine rebounds** and **tied a career-high with six steals** in the win at Georgia Tech ... One of his steals was huge in overtime ... After missing a 3 in the deep right corner, Joe sprinted down the court and intercepted a pass in the lane that would have been an easy layup for Tech.
- Led the team with six rebounds versus Austin Peay.
- Scored eight early points for a 12-5 lead versus Tulsa and finished with 20 points, making 4-of-10 3-pointers.
- Had a team-high 21 points in the win versus Valpo, making 5 3-pointers and grabbing seven rebounds ... In come-from-behind win, scored five inside final 4:14 during 12-2 run with a key steal and assist.
- Named **SEC PLAYER OF THE WEEK** as he scored 24 in the come-from-behind win at Indiana ... Scored 18 in the second half, including 14 of the teams' final 32 to erase an 11-point deficit ... Hit six triples, including three straight to start rally.
- Scored 17 versus Texas A&M ... In fact, he scored 11 as part of a 19-11 run to end the game ... Added five rebounds.
- **Tied a career high with 34 points** in the come-from-behind win at Ole Miss ... Scored 26 in the second half (8-10 FG; 5-7 3PT, 5-5 FT) with two keys steals inside the final two minutes ... Also had two blocks, one in the second half that led to a fast-break layup ... Down four with 4:49 to play, Arkansas finished the game on a 12-4 run with Joe scoring eight points with two steals.



ISAIAH JOE 2019-20 GAME STATS

Opponent	Date	GS	Min	FG	FGA	Pct	3FG	3A	Pct	FT	FTA	Pct	O	D	Tot	Avg	PF	FO	A	TO	Blk	Stl	Pts	Avg	
RICE	11/05/19	*	32	10	18	.556	4	11	.364	0	0	.000	0	5	5	5.0	1	0	7	5	0	0	24	24.0	
NORTH TEXAS	11/12/19	*	38	5	9	.556	4	6	.667	2	2	1.000	0	3	3	4.0	0	0	2	3	1	3	16	20.0	
MONTANA	11/16/19	*	37	2	13	.154	2	9	.222	3	5	.600	0	5	5	4.3	1	0	2	0	0	0	9	16.3	
TEXAS SOUTHERN	11/19/19	*	37	9	20	.450	6	13	.462	9	11	.818	3	1	4	4.3	2	0	1	1	0	5	33	20.5	
SOUTH DAKOTA	11/22/19	*	35	2	10	.200	1	6	.167	0	0	.000	2	3	5	4.4	2	0	5	1	0	0	5	17.4	
at Georgia Tech	11/25/19	*	43	4	15	.267	3	11	.273	2	2	1.000	0	9	9	5.2	3	0	1	1	0	6	13	16.7	
NORTHERN KY	11/30/19	*	39	2	11	.182	2	10	.200	4	5	.800	0	0	0	4.4	1	0	4	3	0	0	10	15.7	
AUSTIN PEAY	12/03/19	*	39	4	14	.286	3	10	.300	5	5	1.000	2	4	6	4.6	1	0	1	3	0	2	16	15.8	
at Western Kentucky	12/07/19	*	42	6	15	.400	5	14	.357	1	3	.333	1	3	4	4.6	1	0	2	5	1	0	18	16.0	
TULSA	12/14/19	*	28	8	14	.571	4	10	.400	0	0	.000	0	3	3	4.4	4	0	1	0	1	3	20	16.4	
vs Valparaiso	12/21/19	*	38	5	16	.313	5	14	.357	6	7	.857	0	7	7	4.6	2	0	1	1	1	1	21	16.8	
at Indiana	12/29/19	*	39	7	20	.350	6	17	.353	4	4	1.000	1	4	5	4.7	0	0	0	2	0	0	24	17.4	
TEXAS A&M	01/04/20	*	39	6	14	.429	5	12	.417	0	0	.000	1	4	5	4.7	2	0	2	1	0	2	17	17.4	
at LSU	01/08/20	*	31	4	13	.308	2	9	.222	3	4	.750	1	2	3	4.6	2	0	1	1	0	2	13	17.1	
at Ole Miss	01/11/20	*	39	11	18	.611	7	13	.538	5	5	1.000	0	4	4	4.5	0	0	2	2	2	2	34	18.2	
VANDERBILT	01/15/20	*	32	4	12	.333	4	11	.364	0	0	.000	0	4	4	4.5	1	0	3	0	0	1	12	17.8	
Totals			16	588	89	232	.384	63	176	.358	44	53	.830	11	61	72	4.5	23	0	35	29	6	27	285	17.8

PERSONAL BESTS

POINTS	SEC ONLY
Season: 34 at Ole Miss (01/11/20)	34 at Ole Miss (01/11/20)
Career: 34 (2x) last at Ole Miss (01/11/20)	34 at Ole Miss (01/11/20)
FG MADE	SEC ONLY
Season: 11 at Ole Miss (01/11/20)	11 at Ole Miss (01/11/20)
Career: 11 (2x) last at Ole Miss (01/11/20)	11 at Ole Miss (01/11/20)
FG ATTEMPTED	SEC ONLY
Season: 20 (2x) last at Indiana (12/29/19)	18 at Ole Miss (01/11/20)
Career: 20 (2x) last at Indiana (12/29/19)	18 (2x) last at Ole Miss (01/11/20)
3-POINT FG MADE	SEC ONLY
Season: 7 at Ole Miss (01/11/20)	7 at Ole Miss (01/11/20)
Career: 10 vs. FIU (12/01/18)	7 (2x) last at Ole Miss (01/11/20)
3-PT FG ATTEMPTS	SEC ONLY
Season: 17 at Indiana (12/29/19)	13 at Ole Miss (01/11/20)
Career: 17 at Indiana (12/29/19)	14 at Auburn (02/20/19)
FT MADE	SEC ONLY
Season: 9 vs TX Southern (11/19/19)	5 at Ole Miss (01/11/20)
Career: 9 vs TX Southern (11/19/19)	8 vs. Texas A&M (02/23/19)
FT ATTEMPTED	SEC ONLY
Season: 11 vs TX Southern (11/19/19)	5 at Ole Miss (01/11/20)
Career: 11 vs TX Southern (11/19/19)	9 vs. Texas A&M (02/23/19)
REBOUNDS	SEC ONLY
Season: 9 at Georgia Tech (11/25/19)	5 vs Texas A&M (01/04/20)
Career: 9 at Georgia Tech (11/25/19)	6 (2x) last vs Alabama (03/09/19)
ASSISTS	SEC ONLY
Season: 7 vs Rice (11/05/19)	3 vs Vanderbilt (01/15/20)
Career: 7 vs Rice (11/05/19)	5 vs Vanderbilt (02/05/19)
STEALS	SEC ONLY
Season: 6 at Georgia Tech (11/25/19)	2 (3x) last at Ole Miss (01/11/20)
Career: 6 (2x) last at Ga Tech (11/25/19)	6 vs Alabama (03/09/19)
BLOCKED SHOTS	SEC ONLY
Season: 2 at Ole Miss (01/11/20)	2 at Ole Miss (01/11/20)
Career: 2 (2x) last at Ole Miss (01/11/20)	2 (2x) last at Ole Miss (01/11/20)
MINUTES	SEC ONLY
Season: 43:07 at Georgia Tech (11/25/19)	38:59 vs Texas A&M (01/04/20)
Career: 43:07 at Georgia Tech (11/25/19)	38:59 vs Texas A&M (01/04/20)

ISAIAH JOE CAREER STATISTICS

Year	GP	GS	Min	Avg	FG	FGA	Pct	3FG	3FGA	Pct	FT	FTA	Pct	Off	Def	Tot	Avg	PF	FO	Ast	TO	Blk	Stl	Pts	Avg
2018-19	34	34	1024	30.1	148	358	.413	113	273	.414	62	82	.756	21	73	94	2.8	64	0	58	42	5	51	471	13.9
2019-20	16	16	588	36.8	89	232	.384	63	176	.358	44	53	.830	11	61	72	4.5	23	0	35	29	6	27	285	17.8
TOTAL	50	50	1612	32.2	237	590	.402	176	449	.392	106	135	.785	32	134	166	3.3	87	0	93	71	11	78	756	15.1

2 ADRIO BAILEY

F • Sr. • 6-6 • 217
Clarence, La. | Lakeview HS

DOUBLE-DOUBLES (1)
11/16/19 • Montana 12 pts 11 reb

• Represents Arkansas on the SEC Men's Basketball Leadership Council and member of the Arkansas Student-Athlete Advisory Committee ... **Named to the 2019 SEC Community Service Team.**

• Blocks/Gm 1.88 51st NCAA 4th SEC • Total Blocks 30 57th NCAA 4th SEC
• Has at least one blocked shot in 15-of-16 games this season and at least one steal 11 times.

• **Leads the team in deflections with 82 deflections, including 9 vs Valpo / 8 vs South Dakota and @ LSU**
• Made 2-of-3 from 3-point range vs Valpo ... Entered the game with two triples for the year and four for his career ... Was 2-of-12 from 3-point range last season (and career) ... Is 5-of-13 from deep this season.
• Made a 3-pointer at LSU ... **His only two career 3's made in SEC play have come at LSU**


2019-20 HIGHLIGHTS:

- Pulled down a **then career-high** nine rebounds and tied **then career-high** with three steals versus Rice.
- Had a **career-high** four steals versus North Texas.
- Recorded **first career double-double** with 12 points and **career-high 11 rebounds** in the win over Montana.
- Accounted for five of Arkansas' five blocked shots vs. Texas Southern ... The five rejections **tied a career high.**
- Tied a career-high with three assists at Georgia Tech.
- For the four games of the Collegiate Hoops Roadshow, averaged 6.8 points and 5.3 rebounds ... Led the team with seven blocked shots and hit two free throws with 11 seconds left versus Northern Kentucky to put the Hogs up four and seal the win.
- Perhaps best overall career game vs Valpo ... Scored 10 points, making 2-of-3 from 3-pt range ... Had five rebounds, three steals and nine deflections ... **Tied a career high with five blocked shots**, including a one to secure the win with 43 seconds left.
- Had another great all-around game in playing a season-high 32:54 minutes at Indiana ... Only scored three points, but had a team-best eight rebounds and team-best six deflections with a steal and two blocked shots ... Held big man Trayce Jackson-Davis, who scored 20 points, to just four second-half points Jackson-Davis did not attempt a field goal the final nine minutes of the game.
"Give them credit to for the adjustment. They had No. 33 (Whitt Jr.) on me in the first half. They switched to No. 2 (Bailey). He was a lot bigger and stronger. It was a good adjustment," Jackson-Davis said.
- Had four blocked shots at LSU and played over 30 minutes – both career-highs in SEC play.

PERSONAL BESTS	
POINTS	SEC ONLY
Season: 12 vs Montana (11/16/19)	8 (2x) last at Ole Miss (01/11/20)
Career: 20 vs. UC Davis (11/12/18)	10 at Mississippi State (01/02/18)
FG MADE	SEC ONLY
Season: 4 (2x) last vs Montana (11/16/19)	3 (2x) last at Ole Miss (01/11/20)
Career: 7 (2x), last vs. Samford (11/10/17)	5 at Mississippi State (01/02/18)
FG ATTEMPTED	SEC ONLY
Season: 7 (2x) las vs Montana (11/16/19)	6 at Ole Miss (01/11/20)
Season: 9 at Tennessee (01/15/19)	9 at Tennessee (01/15/19)
3-POINT FG MADE	SEC ONLY
Season: 2 vs Valpo (12/21/19)	1 at LSU (01/08/20)
Career: 2 vs Valpo (12/21/19)	1 (2x) last at LSU (01/08/20)
3-PT FG ATTEMPTS	SEC ONLY
Season: 3 vs Valpo (12/21/19)	2 at LSU (01/08/20)
Career: 3 vs Valpo (12/21/19)	2 at LSU (01/08/20)
FT MADE	SEC ONLY
Season: 4 vs Montana (11/16/19)	3 vs Vanderbilt (01/15/20)
Career: 9 vs UC Davis (11/12/18)	3 (2x) last vs Vanderbilt (01/15/20)
FT ATTEMPTED	SEC ONLY
Season: 6 vs Montana (11/16/19)	7 vs Vanderbilt (01/15/20)
Career: 11 vs UC Davis (11/12/18)	7 vs Vanderbilt (01/15/20)
REBOUNDS	SEC ONLY
Season: 11 vs Montana (11/16/19)	5 (2x) last vs Vanderbilt (01/15/20)
Career: 11 vs Montana (11/16/19)	6 (2x), last at USC (02/09/19)
ASSISTS	SEC ONLY
Season: 3 at Georgia Tech (11/25/19)	1 at Ole Miss (01/11/20)
Career: 3 (4x), last at Ga Tech (11/25/19)	3 (3x), last vs. LSU (01/12/19)
STEALS	SEC ONLY
Season: 4 vs North Texas (11/12/19)	1 at LSU (01/08/20)
Career: 4 vs North Texas (11/12/19)	3 at South Carolina (02/09/19)
BLOCKED SHOTS	SEC ONLY
Season: 5 (2x) last vs Valpo (12/21/19)	4 at LSU (01/08/20)
Career: 5 (3x) last vs Valpo (12/21/19)	4 at LSU (01/08/20)
MINUTES	SEC ONLY
Season: 32:54 at Indiana (12/29/19)	29:01 at LSU (01/08/20)
Career: 35 vs Texas (11/09/18)	29:01 at LSU (01/08/20)

ADRIO BAILEY 2019-20 GAME STATS

Opponent	Date	GS	Min	FG	FGA	Pct	3FG	3A	Pct	FT	FTA	Pct	O	D	Tot	Avg	PF	FO	A	TO	Blk	Stl	Pts	Avg	
RICE	11/05/19	*	21	4	7	.571	0	0	.000	0	0	.000	2	7	9	9.0	3	0	1	3	1	3	8	8.0	
NORTH TEXAS	11/12/19	*	28	3	4	.750	1	2	.500	1	2	.500	2	3	5	7.0	1	0	0	1	1	4	8	8.0	
MONTANA	11/16/19	*	31	4	7	.571	0	1	.000	4	6	.667	5	6	11	8.3	4	0	1	1	1	0	12	9.3	
TEXAS SOUTHERN	11/19/19	*	17	2	6	.333	0	1	.000	0	0	.000	1	3	4	7.3	3	0	3	0	5	1	4	8.0	
SOUTH DAKOTA	11/22/19	*	21	3	7	.429	1	11	.000	0	0	.000	0	3	3	6.4	4	0	0	1	1	3	7	7.8	
at Georgia Tech	11/25/19	*	32	3	5	.600	0	0	.000	2	2	1.000	0	2	2	5.7	3	0	3	3	1	2	8	7.8	
NORTHERN KY	11/30/19	*	19	1	5	.200	0	1	.000	2	3	.667	1	2	3	5.3	0	0	1	3	0	1	4	7.3	
AUSTIN PEAY	12/03/19	*	18	1	1	1.000	0	0	.000	2	2	1.000	0	2	2	4.9	2	0	2	0	2	2	4	6.9	
at Western Kentucky	12/07/19	*	30	3	6	.500	0	1	.000	1	2	.500	2	2	4	4.8	4	0	0	0	1	0	7	6.9	
TULSA	12/14/19	*	19	3	5	.600	0	0	.000	2	4	.500	1	2	3	4.6	3	0	0	2	2	2	8	7.0	
vs Valparaiso	12/21/19	*	27	3	5	.600	2	3	.667	2	5	.400	1	4	5	4.6	1	0	0	1	5	3	10	7.3	
at Indiana	12/29/19	*	32	1	6	.167	0	0	.000	1	2	.500	3	5	8	4.9	2	0	0	1	2	1	3	6.9	
TEXAS A&M	01/04/20	*	18	1	2	.500	0	0	.000	0	0	.000	0	1	1	4.6	4	0	0	1	1	0	2	6.5	
at LSU	01/08/20	*	29	3	5	.600	1	2	.500	1	1	1.000	1	6	7	4.8	4	0	0	1	4	1	8	6.6	
at Ole Miss	01/11/20	*	25	3	6	.500	0	1	.000	2	2	1.000	0	5	5	4.8	4	0	1	0	2	0	8	6.7	
VANDERBILT	01/15/20	*	18	0	3	.000	0	0	.000	3	7	.429	1	4	5	4.8	5	1	0	1	1	0	3	6.5	
Totals			16	385	38	80	.475	5	13	.385	23	38	.605	120	57	77	4.8	47	1	12	19	30	23	104	6.5



ADRIO BAILEY CAREER STATISTICS

Year	GP	GS	Min	Avg	FG	FGA	Pct	3FG	3FGA	Pct	FT	FTA	Pct	Off	Def	Tot	Avg	PF	FO	Ast	TO	Blk	Stl	Pts	Avg
2016-17	27	2	200	7.4	22	39	.564	0	0	.000	6	19	.316	13	22	35	1.3	29	0	7	11	7	14	50	1.9
2017-18	31	16	439	14.2	53	98	.541	0	0	.000	20	33	.606	29	50	79	2.5	59	1	17	18	23	15	126	4.1
2018-19	34	26	634	18.6	76	171	.444	2	12	.167	36	57	.632	27	74	101	3.0	89	2	25	27	25	25	190	5.6
2019-20	16	16	385	24.1	38	80	.475	5	13	.385	23	38	.605	20	57	77	4.8	47	1	12	19	30	23	104	6.5
TOTAL	108	60	1658	15.4	189	388	.487	7	25	.280	85	147	.578	89	203	292	2.7	224	4	61	75	85	77	470	4.4

3

DESI SILLS

G • So. • 6-1 • 196

Jonesboro, Ark. || Jonesboro HS

- Although he did not have enough attempts to qualify for NCAA/SEC last season, led the team in 3PT% (.460).
- **FIRST 7 GAMES: Missed his first 17 from 3-point range and started the season 2-of-30 (6.7%)**
- After scoring 13 vs Vandy, now averages 10.0 ppg
- After getting zero rebounds vs Tulsa, is averaging 4.3 (26 total) over the last six games, including a career-high 7 vs Vandy.
- Has a steal in 13-of-16 games
- Named **Collegiate Hoops Roadshow All-Tournament** ... Scored 17 points in the finale versus Northern Kentucky and had five steals over the four games.

2019-20 HIGHLIGHTS:

- Tied for the team lead with six rebounds versus North Texas ... Added his **first career blocked shot**.
- Scored 10 points, including eight in the first half, vs. Texas Southern.
- Pumped in 11 points at Georgia Tech, including three shots at the rim over one of the nation's top shot blockers James Banks III (who was leading the NCAA with 5.67 blocks/game) ... Led team with season-high four assists while grabbing four rebounds.
- Led the team for the first time in his career in scoring as he pumped in a **career-high 20 points** at Western Kentucky ... Was 7-of-11 from the field, making three 3's ... **Scored 18 of his 20 in the second half** (6-of-6 from the field, 3-of-3 from 3PT and 3-of-3 at the free throw line).
- Left the Valpo game in the first half with a bruised knee ... Had five rebounds in 18:50 minutes, one shy of a career high.
- Scored 10 at Indiana, hitting a key trey late in the game to get the Hogs to within two (61-59) ... Added five rebounds.
- Scored 13 versus Texas A&M - 11 in the first half ... Added four rebounds and two steals ... Hit a trey as time expired in the first half ... Singled out by Aggie head coach Buzz Williams for his "pesky" play.
- Scored nine in playing a regulation career-high 35:23 at Ole Miss ... Converted an old-fashion 3-point play with 7:11 left to get Arkansas to within six (62-56) ... Hit a hot in the lane with 3:56 left to tied the game (68-68) ... Drew seven fouls in the game.
- Grabbed a **career-high seven rebounds** versus Vanderbilt, adding 13 points, two assists and two steals.

DESI SILLS 2019-20 GAME STATS

Opponent	Date	GS	Min	FG	FGA	Pct	3FG	3A	Pct	FT	FTA	Pct	O	D	Tot	Avg	PF	FO	A	TO	Blk	Stl	Pts	Avg	
RICE	11/05/19	*	29	4	8	.500	0	3	.000	0	0	.000	0	1	1	1.0	3	0	2	3	0	1	8	8.0	
NORTH TEXAS	11/12/19	*	34	3	8	.375	0	4	.000	3	5	.600	0	6	6	3.5	2	0	1	2	1	1	9	8.5	
MONTANA	11/16/19	*	25	2	8	.250	0	4	.000	1	2	.500	1	2	3	3.3	4	0	0	3	0	2	5	7.3	
TEXAS SOUTHERN	11/19/19	*	30	4	15	.267	0	5	.000	2	2	1.000	2	0	2	3.0	2	0	2	1	0	1	10	8.0	
SOUTH DAKOTA	11/22/19	*	24	2	8	.250	1	6	.167	1	1	1.000	0	4	4	3.2	2	0	1	3	0	0	6	7.6	
at Georgia Tech	11/25/19	*	39	5	9	.556	1	3	.333	0	0	.000	2	2	4	3.3	4	0	4	2	0	1	11	8.2	
NORTHERN KY	11/30/19	*	39	7	15	.467	0	5	.000	3	5	.600	0	4	4	3.4	3	0	1	2	1	2	17	9.4	
AUSTIN PEAY	12/03/19	*	24	3	6	.500	2	5	.400	0	0	.000	0	1	1	3.1	4	0	1	1	0	2	8	9.3	
at Western Kentucky	12/07/19	*	36	7	11	.636	3	7	.429	3	3	1.000	0	1	1	2.9	4	0	0	3	0	2	20	10.4	
TULSA	12/14/19	*	30	3	10	.300	2	8	.250	1	4	.250	0	0	0	2.6	2	0	3	1	1	0	9	10.3	
vs Valparaiso	12/21/19	*	20	1	4	.250	1	3	.333	1	2	.500	1	4	5	2.8	0	0	0	1	1	1	4	9.7	
at Indiana	12/29/19	*	31	3	9	.333	2	4	.500	2	2	1.000	0	5	5	3.0	5	1	1	0	0	1	10	9.8	
TEXAS A&M	01/04/20	*	30	4	9	.444	1	4	.250	4	6	.667	1	3	4	3.1	3	0	1	0	0	2	13	10.0	
at LSU	01/08/20	*	32	2	7	.286	1	6	.167	3	3	1.000	1	1	2	3.0	1	0	1	1	0	1	8	9.9	
at Ole Miss	01/11/20	*	33	4	8	.500	0	1	.000	1	2	.500	1	2	3	3.0	2	0	0	0	0	0	9	9.8	
VANDERBILT	01/15/20	*	36	6	9	.667	1	2	.500	0	0	.000	0	7	7	3.3	3	0	2	0	0	2	13	10.0	
Totals			16	492	60	144	.417	15	70	.214	25	37	.676	9	43	52	3.3	44	1	20	23	4	19	160	10.0

PERSONAL BESTS

POINTS	SEC ONLY
Season: 20 at Western Kentucky (12/07/19)	13 (2x) last vs Vandy (01/15/20)
Career: 20 at Western Kentucky (12/07/19)	15 at Kentucky (02/26/19)
FG MADE	SEC ONLY
Season: 7 (2x) last at W Kentucky (12/07/19)	6 vs Vanderbilt (01/15/20)
Career: 7 (2x) last at W Kentucky (12/07/19)	6 vs Vanderbilt (01/15/20)
FG ATTEMPTED	SEC ONLY
Season: 15 (2x) last v Northern Ky (11/30/19)	9 (2x) last vs Vandy (01/15/20)
Career: 15 (2x) last v Northern Ky (11/30/19)	9 (3x) last vs Vandy (01/15/20)
3-POINT FG MADE	SEC ONLY
Season: 3 at Western Kentucky (12/07/19)	1 (2x) last vs Vandy (01/15/20)
Career: 4 at Indiana (03/23/19)	3 (3x) last at Alabama (03/09/19)
3-PT FG ATTEMPTS	SEC ONLY
Season: 8 vs Tulsa (12/14/19)	6 at LSU (01/08/20)
Career: 8 vs Tulsa (12/14/19)	6 (2x) last at LSU (01/08/20)
FT MADE	SEC ONLY
Season: 4 vs Texas A&M (01/04/20)	4 vs Texas A&M (01/04/20)
Career: 5 at Auburn (02/21/19)	5 at Auburn (02/21/19)
FT ATTEMPTED	SEC ONLY
Season: 6 vs Texas A&M (01/04/20)	6 vs Texas A&M (01/04/20)
Career: 8 at Auburn (02/21/19)	8 at Auburn (02/21/19)
REBOUNDS	SEC ONLY
Season: 7 vs Vanderbilt (01/15/20)	7 vs Vanderbilt (01/15/20)
Career: 7 vs Vanderbilt (01/15/20)	7 vs Vanderbilt (01/15/20)
ASSISTS	SEC ONLY
Season: 4 at Georgia Tech (11/25/19)	2 vs Vanderbilt (01/15/20)
Career: 6 vs. FIU (12/01/18)	5 vs. LSU (01/12/19)
STEALS	SEC ONLY
Season: 2 (5x) last vs WKU (12/07/19)	2 (2x) last vs Vandy (01/15/20)
Career: 3 vs. Ole Miss (02/02/19)	3 vs. Ole Miss (02/02/19)
BLOCKED SHOTS	SEC ONLY
Season: 1 (2x) last vs Northern Ky (11/30/19)	--
Career: 1 (2x) last vs Northern Ky (11/30/19)	--
MINUTES	SEC ONLY
Season: 39:21 at Georgia Tech (11/25/19)	36:19 vs Vanderbilt (01/15/20)
Career: 39:21 at Georgia Tech (11/25/19)	36:19 vs Vanderbilt (01/15/20)



DESI SILLS CAREER STATISTICS

Year	GP	GS	Min	Avg	FG	FGA	Pct	3FG	3FGA	Pct	FT	FTA	Pct	Off	Def	Tot	Avg	PF	FO	Ast	TO	Blk	Stl	Pts	Avg
2018-19	34	8	576	16.9	55	125	.440	29	63	.460	40	57	.702	12	31	43	1.3	68	2	58	53	0	21	179	5.3
2019-20	16	16	492	30.8	60	144	.417	15	70	.214	25	37	.676	9	43	52	3.3	44	1	20	23	4	19	160	10.0
TOTAL	50	24	1068	21.4	115	269	.428	44	133	.331	65	94	.691	21	74	95	1.9	112	3	78	76	4	40	339	6.8

5

JALEN HARRIS

G • Jr. • 6-2 • 166
Wilson, N.C. || Word of God Christian Academy

DOUBLE-DOUBLES (2)

11/21/18 • Montana St 11 pts 11 asst
12/15/18 • vs UTSA 11 pts 10 asst

Played his freshman season at the University of New Mexico, sat out as transfer at Arkansas in 2017-18.
• Has five career games with double-digit assists and 21 with at least 5 ... 26 of his 50 career games as Razorback has 1 or fewer turnovers (13 with zero)
• **IN SEC PLAY (3 games) 81:26 minutes with ZERO turnovers** ... 12 assists, including 5 vs Texas A&M and 5 vs Vanderbilt

LAST SEASON

• 15th in NCAA • 2nd in the SEC in assist-to-turnover ratio (2.86) – 189 assists vs 67 turnovers
• His 189 assists ranked seventh on the school's single-season list ... The 189 assists are the most in a season by a Razorback sophomore.

2019-20 HIGHLIGHTS:


• Only made eight 3's in 2018-19, but was 2-of-2 from beyond the arc in the season-opening win versus Rice ... Added three steals.
• Led the team with five assists vs Texas Southern and Northern Kentucky ... Adding five rebounds vs TX SOU and played over 35 minutes off the bench vs NKU.
• In the four games of the Collegiate Hoops Roadshow, tied for the team lead with 12 assists and six steals.
• Part of the 5-guard lineup over the last eight minutes vs Texas A&M ... For the game, had five assists, zero turnovers, four rebounds, two steals and 4-of-4 at the free throw line.

PERSONAL BESTS

POINTS Season: 10 vs Rice (11/05/19) Career: 17 at South Carolina (02/09/19)	SEC ONLY 6 vs Texas A&M (01/04/20) 17 at South Carolina (02/09/19)
FG MADE Season: 3 vs Rice (11/05/19) Career: 6 vs Western Ky. (12/08/18)	SEC ONLY 1 (2x) vs Vandy (01/15/20) 5 (2x), last at USC (02/09/19)
FG ATTEMPTED Season: 4 (2x) last vs S Dakota (11/22/19) Career: 16 at South Carolina (02/09/19)	SEC ONLY 5 at LSU (01/08/20) 16 at South Carolina (02/09/19)
3-POINT FG MADE Season: 2 (2x) last Austin Peay (12/03/19) Career: 2 (2x) last Austin Peay (12/03/19)	SEC ONLY - 1 (4x), last at LSU (02/02/19)
3-PT FG ATTEMPTS Season: 3 vs Texas Southern (11/19/19) Career: 5 vs. Texas (11/09/18)	SEC ONLY 2 vs Texas A&M (01/04/20) 3 at Texas A&M (01/05/19)
FT MADE Season: 4 vs Texas A&M (01/04/20) Career: 8 vs. UTA (01/23/18)	SEC ONLY 4 vs Texas A&M (01/04/20) 7 at South Carolina (02/09/19)
FT ATTEMPTED Season: 4 (3x) last vs Texas A&M (01/04/20) Career: 11 (2x), last at TX A&M (01/05/19)	SEC ONLY 4 vs Texas A&M (01/04/20) 11 at Texas A&M (01/05/19)
REBOUNDS Season: 5 vs Texas Southern (11/19/19) Career: 9 (2x), last vs. FIU (12/01/18)	SEC ONLY 4 vs Texas A&M (01/04/20) 6 at Ole Miss (01/19/19)
ASSISTS Season: 5 (2x) last vs Texas A&M (01/04/20) Career: 12 at Colorado State (12/05/18)	SEC ONLY 5 vs Texas A&M (01/04/20) 10 at Missouri (02/12/19)
STEALS Season: 4 vs Montana (11/12/19) Career: 4 (2x) last vs Montana (11/16/19)	SEC ONLY 2 (2x) last at LSU (01/08/20) 3 vs. Missouri (01/23/19)
BLOCKED SHOTS Season: 1 (2x) last vs Austin Peay (12/03/19) Career: 2 vs. Georgia (01/29/19)	SEC ONLY - 2 vs. Georgia (01/29/19)
MINUTES Season: 35:15 vs Northern Ky (11/30/19) Career: 39 vs. Texas (11/09/18)	SEC ONLY 31:13 vs Texas A&M (01/04/20) 36 at Texas A&M (01/05/19)

JALEN HARRIS 2019-20 GAME STATS

Opponent	Date	GS	Min	FG	FGA	Pct	3FG	3A	Pct	FT	FTA	Pct	O	D	Tot	Avg	PF	FO	A	TO	Blk	Stl	Pts	Avg
RICE	11/05/19	22	3	4	.750	2	2	1.000	2	4	.500	0	4	4	4.0	4	0	1	2	1	3	10	10.0	
NORTH TEXAS	11/12/19	18	0	2	.000	0	2	.000	2	2	1.000	0	0	0	2.0	4	0	1	1	1	0	2	6.0	
MONTANA	11/16/19	25	1	1	1.000	1	1	1.000	2	2	1.000	1	0	1	1.7	2	0	0	0	0	4	5	5.7	
TEXAS SOUTHERN	11/19/19	24	1	4	.250	0	3	.000	0	0	.000	0	5	5	2.5	3	0	5	3	0	1	2	4.8	
SOUTH DAKOTA	11/22/19	23	2	5	.400	0	2	.000	4	4	1.000	0	1	1	2.2	1	0	2	0	0	0	8	5.4	
at Georgia Tech	11/25/19	8	0	2	.000	0	1	.000	0	0	.000	0	0	0	1.8	1	0	1	1	0	0	0	4.5	
NORTHERN KY	11/30/19	35	1	4	.250	1	2	.500	2	2	1.000	0	4	4	2.1	1	0	5	2	0	1	5	4.6	
AUSTIN PEAY	12/03/19	32	2	4	.500	2	4	.500	0	0	.000	1	3	4	2.4	1	0	3	6	1	0	6	4.8	
at Western Kentucky	12/07/19	23	3	8	.375	1	4	.250	2	3	.667	0	1	1	2.2	3	0	2	1	0	1	9	5.2	
TULSA	12/14/19	23	1	1	1.000	0	0	.000	2	2	1.000	1	2	3	2.3	4	0	3	2	1	1	4	5.1	
vs Valparaiso	12/21/19	32	2	4	.500	0	2	.000	0	1	.000	1	5	6	2.6	2	0	3	2	1	1	4	5.0	
at Indiana	12/29/19	18	0	1	.000	0	1	.000	0	1	.000	0	1	1	2.5	3	0	1	1	0	1	0	4.6	
TEXAS A&M	01/04/20	31	1	4	.250	0	2	.000	4	4	1.000	0	4	4	2.6	2	0	5	0	0	2	6	4.7	
at LSU	01/08/20	20	1	5	.200	0	1	.000	0	0	.000	0	1	1	2.5	3	0	2	0	0	2	2	4.5	
at Ole Miss	01/11/20	10	0	1	.000	0	1	.000	0	0	.000	1	1	2	2.5	4	0	1	0	0	0	0	4.2	
VANDERBILT	01/15/20	19	1	3	.333	0	1	.000	0	0	.000	1	1	2	2.4	1	0	4	0	0	0	2	4.1	
Totals		0	363	19	53	.358	7	29	.241	20	25	.800	6	33	39	2.4	39	0	39	21	5	17	65	4.1



JALEN HARRIS CAREER STATISTICS

Year	GP	GS	Min	Avg	FG	FGA	Pct	3FG	3FGA	Pct	FT	FTA	Pct	Off	Def	Tot	Avg	PF	FO	Ast	TO	Blk	Stl	Pts	Avg
2016-17 (UNW)	31	18	639	20.6	47	107	.439	7	27	.259	38	51	.745	2	54	56	1.8	64	0	72	40	3	25	139	4.5
2018-19 - REDSHIRTED AT ARKANSAS																									
2018-19 (ARK)	34	34	1046	30.8	85	249	.341	8	69	.116	82	119	.689	18	80	98	2.9	75	1	189	66	6	38	260	7.6
2019-20 (ARK)	16	0	363	22.7	19	53	.358	7	29	.241	20	25	.800	6	33	39	2.4	39	0	39	21	5	17	65	4.1
TOTAL	81	52	2048	25.3	151	409	.369	22	125	.176	140	195	.718	26	167	193	2.4	178	1	300	127	14	80	464	5.7

12 TY STEVENS
G • Jr. • 6-2 • 180
Republic, Mo. || Republic HS

Second year walk-on ... Lone career points came on an old-fashion 3-point play at Vanderbilt last season.

2019-20 HIGHLIGHTS:

- Saw action in the season-opening win over Rice.
- Has his second career shot attempt in the win over Texas Southern.

PERSONAL BESTS

POINTS	SEC ONLY
Season: Career: 3 at Vanderbilt (03/06/19)	3 at Vanderbilt (03/06/19)
FG MADE	SEC ONLY
Season: Career: 1 at Vanderbilt (03/06/19)	1 at Vanderbilt (03/06/19)
FG ATTEMPTED	SEC ONLY
Season: 1 vs Texas Southern (11/19/19) Career: 1 (2x) last vs TX Southern (11/19/19)	1 at Vanderbilt (03/06/19)
3-POINT FG MADE	SEC ONLY
Season: Career: --	--
3-PT FG ATTEMPTS	SEC ONLY
Season: Career: --	--
FT MADE	SEC ONLY
Season: Career: 1 at Vanderbilt (03/06/19)	1 at Vanderbilt (03/06/19)
FT ATTEMPTED	SEC ONLY
Season: 1 vs Rice (11/05/19) Career: 2 vs Tulsa (12/14/19)	1 at Vanderbilt (03/06/19)
REBOUNDS	SEC ONLY
Season: Career: --	--
ASSISTS	SEC ONLY
Season: Career: --	--
STEALS	SEC ONLY
Season: Career: --	--
BLOCKED SHOTS	SEC ONLY
Season: Career: --	--
MINUTES	SEC ONLY
Season: 2 vs Rice (11/05/19) Career: 2 vs Rice (11/05/19)	0:33 vs Vanderbilt (01/15/20) 0:33 vs Vanderbilt (01/15/20)

TY STEVENS 2019-20 GAME STATS

Opponent	Date	GS	Min	FG	FGA	Pct	3FG	3A	Pct	FT	FTA	Pct	O	D	Tot	Avg	PF	FO	A	TO	Blk	Stl	Pts	Avg
RICE	11/05/19	2		0	0	.000	0	0	.000	0	1	.000	0	0	0	0.0	0	0	0	0	0	0	0	0.0
NORTH TEXAS	11/12/19	DNP																						
MONTANA	11/16/19	DNP																						
TEXAS SOUTHERN	11/19/19	1		0	1	.000	0	0	.000	0	0	.000	0	0	0	0.0	0	0	0	0	0	0	0	0.0
SOUTH DAKOTA	11/22/19	DNP																						
at Georgia Tech	11/25/19	DNP																						
NORTHERN KY	11/30/19	DNP																						
AUSTIN PEAY	12/03/19	DNP																						
at Western Kentucky	12/07/19	DNP																						
TULSA	12/14/19	1		0	0	.000	0	0	.000	0	2	.000	0	0	0	0.0	0	0	0	0	0	0	0	0.0
vs Valparaiso	12/21/19	DNP																						
at Indiana	12/29/19	DNP																						
TEXAS A&M	01/04/20	DNP																						
at LSU	01/08/20	DNP																						
at Ole Miss	01/11/20	DNP																						
VANDERBILT	01/15/20	1		0	0	.000	0	0	.000	0	0	.000	0	0	0	0.0	0	0	0	0	0	0	0	0.0
Totals		0	4	0	1	.000	0	0	.000	0	3	.000	0	0	0	0.0	0	0	0	0	0	0	0	0.0



TY STEVENS CAREER STATISTICS

Year	GP	GS	Min	Avg	FG	FGA	Pct	3FG	3FGA	Pct	FT	FTA	Pct	Off	Def	Tot	Avg	PF	FO	Ast	TO	Blk	Stl	Pts	Avg
2018-19	2	0	2	1.0	1	1	1.000	0	0	.000	1	1	1.000	0	0	0	0.0	0	0	0	0	0	0	3	1.5
2019-20	4	0	4	1.0	0	1	.000	0	0	.000	0	3	.000	0	0	0	0.0	0	0	0	0	0	0	0	0.0
TOTAL	6	0	6	1.0	1	2	.500	0	0	.000	1	4	.250	0	0	0	0.0	0	0	0	0	0	0	3	0.5

13 EMEKA OBUKWELU

F • R.Jr. • 6-8 • 222
Plano, Texas || Plano West HS

Pronounced eh-MECK-uh Oh-Boo-QUAY-Lu ... Played two seasons at Univ. of Texas-Tyler before transferring to Arkansas ... Second year walk-on.

2019-20 HIGHLIGHTS:

- Only played the final minute in the season-opening win over Rice, but grabbed three rebounds.

DOUBLE-DOUBLES (9) 2017-18 (So.)

Opp	Pts	Rebs
at Texas Lutheran	28	13
at Southwestern (TX)	26	13
at Austin Rhodes	27	12
Rhodes	43	17
Colorado College	19	14
at Howard Payne	14	11
Louisiana College	25	13
at UT Dallas	19	10
LeTourneau	33	11

PERSONAL BESTS

POINTS	SEC ONLY
Season:	
Career: 43 vs Rhodes (12/03/17)	--
FG MADE	SEC ONLY
Season:	
Career: 20 vs Rhodes (12/03/17)	--
FG ATTEMPTED	SEC ONLY
Season:	
Career: 26 at LeTourneau (02/01/18)	--
3-POINT FG MADE	SEC ONLY
Season:	
Career: --	--
3-PT FG ATTEMPTS	SEC ONLY
Season:	
Career: 1 (2x) last at Hardin-Simmons (12/07/17)	--
FT MADE	SEC ONLY
Season:	
Career: 6 (2x) last at Louisiana Coll. (02/17/18)	--
FT ATTEMPTED	SEC ONLY
Season:	
Career: 10 at Willamette (11/18/16)	--
REBOUNDS	SEC ONLY
Season: 3 vs Rice (11/05/19)	
Career: 20 vs Rhodes (12/03/17)	--
ASSISTS	SEC ONLY
Season:	
Career: 4 at Rust (01/19/17)	--
STEALS	SEC ONLY
Season:	
Career: 2 (2x) last at Louisiana Coll. (02/17/18)	--
BLOCKED SHOTS	SEC ONLY
Season:	
Career: 4 vs Belhaven (01/13/18)	--
MINUTES	SEC ONLY
Season: 1 vs Rice (11/05/19)	0:33 vs Vanderbilt (01/15/20)
Career: 42 vs Louisiana College (01/11/18)	0:33 vs Vanderbilt (01/15/20)

EMEKA OBUKWELU 2019-20 GAME STATS

Opponent	Date	GS	Min	FG	FGA	Pct	3FG	3A	Pct	FT	FTA	Pct	O	D	Tot	Avg	PF	FO	A	TO	Blk	Stl	Pts	Avg	
RICE	11/05/19	1		0	0	.000	0	0	.000	0	0	.000	1	2	3	3.0	0	0	0	0	0	0	0	0	0.0
NORTH TEXAS	11/12/19	DNP																							
MONTANA	11/16/19	DNP																							
TEXAS SOUTHERN	11/19/19	DNP																							
SOUTH DAKOTA	11/22/19	DNP																							
at Georgia Tech	11/25/19	DNP																							
NORTHERN KY	11/30/19	DNP																							
AUSTIN PEAY	12/03/19	DNP																							
at Western Kentucky	12/07/19	DNP																							
TULSA	12/14/19	1		0	1	.000	0	1	.000	0	0	.000	0	0	0	1.5	0	0	0	0	0	0	0	0	0.0
vs Valparaiso	12/21/19	DNP																							
at Indiana	12/29/19	DNP																							
TEXAS A&M	01/04/20	DNP																							
at LSU	01/08/20	DNP																							
at Ole Miss	01/11/20	DNP																							
VANDERBILT	01/15/20	1		0	0	.000	0	0	.000	0	0	.000	0	0	0	1.0	0	0	0	0	0	0	0	0	0.0
Totals		0	3	0	1	.000	0	1	.000	0	0	.000	1	2	3	1.0	0	0	0	0	0	0	0	0	0.0



EMEKA OBUKWELU CAREER STATISTICS

Year	GP	GS	Min	Avg	FG	FGA	Pct	3FG	3FGA	Pct	FT	FTA	Pct	Off	Def	Tot	Avg	PF	FO	Ast	TO	Blk	Stl	Pts	Avg
2016-17 (UT-T)	26	15	462	17.8	79	131	.603	0	0	.000	20	45	.444	33	66	99	3.8	79	1	25	23	4	2	178	6.9
2017-18 (UT-T)	26	26	751	28.9	227	335	.677	0	2	.000	56	87	.644	55	147	202	7.8	79	5	38	56	9	8	510	19.6
2017-18 - REDSHIRTED AT ARKANSAS																									
2018-19 (ARK)	3	0	3	1.0	0	1	.000	0	1	.000	0	0	.000	1	2	3	1.0	0	0	0	0	0	0	0	0.0
TOTAL	55	41	1216	22.1	306	467	.655	0	3	.000	76	132	.576	89	215	304	5.5	158	6	63	79	13	10	688	12.5

14 JAMARIO BELL

F • Sr. • 6-5 • 250
Junction City, Ark. || Junction City HS

FOOTBALL CAREER HIGHS

Tackles: 4 (2x) last at LSU (10/10/18)
Solo: 2 (7x) last vs Missouri (11/29/19)
TFL: 2.0 (2x) last vs Texas A&M (9/28/19)
Sacks: 2.0 vs Texas A&M (9/28/19)
QBH: 1 (3x) last vs Western Ky (11/19/19)
PBU: --
FR: --
FF: 1 (2x) last vs San Jose State (9/21/19)

NOTE: 4.5 sacks in 2019 / 17th in SEC

- After playing his final football game as a Razorback (at Little Rock versus Missouri on Nov. 29), joined the basketball team for the Northern Kentucky game (Nov. 30).
- **Graduated Dec. 22, 2019 (Sport & Recreation Management).**

2019-20 BASKETBALL HIGHLIGHTS:

- First game action came vs Tulsa and he blocked a shot.
- Grabbed a rebound in his 33 seconds of game action vs Vanderbilt.

HIGH SCHOOL BASKETBALL BIO

• Not only was Bell a highly recruited football player, was a highly touted basketball player ... Named to the **2015 USA TODAY All-Arkansas** second team with the likes of Malik Monk (Kentucky), KeVaughn Allen (Florida), Mitchell Smith (Missouri) and Javon Franklin (Auburn) making the 10-member team ... A two-time All-State selection, led Junction City to the 2A state championship game twice and was named to the 2015 2A All-State Tournament team ... Also helped the Dragons to the state semifinals as a sophomore ... His backboard-shattering dunk as a senior went viral on the internet (Also shattered a backboard in Arkansas' intramural gym) ... Played on the AAU circuit with the Arkansas Wings.

ARKANSAS FOOTBALL CAREER


- Bell came to Arkansas as a wide receiver ... Moved from defensive end, to tight end, to linebacker and back to defensive end during his career ... Finished with 37 tackles in two seasons, including 6.5 TFL, and had 4.5 sacks – all in 2019.
- **2019 (SR):** Played in 10 games at defensive end and started the final game versus Missouri ... Finished with 17 tackles and ranked second on the team with 4.5 sacks.
- **2018 (JR):** Played in 11 of 12 games during his junior season with the Razorbacks ... Recorded 20 tackles, 11 solo.
- **2017 (SO):** Missed the first 10 weeks of the season due to a foot injury sustained during fall camp ... Saw action on special teams in the last two games.
- **2016 (FR):** Moved from tight end to linebacker during 2017 spring workouts ... Did not see any game action.
- **2015 (FR):** Transitioned from defensive line to tight end during 2016 spring workouts ... Redshirted.
- **HIGH SCHOOL FOOTBALL:** A consensus four-star prospect ... Named to the Associated Press Arkansas Super Team at defensive end in 2014 ... Helped lead Junction City to the Arkansas class 2A state championship in 2014.
- **OTHER:** Won the 2015 2A state championships in the shot put and discus ... Placed third in both events as a junior.

JAMARIO BELL 2019-20 GAME STATS

Opponent	Date	GS	Min	FG	FGA	Pct	3FG	3A	Pct	FT	FTA	Pct	O	D	Tot	Avg	PF	FO	A	TO	Blk	Stl	Pts	Avg
RICE	11/05/19	--	--																					
NORTH TEXAS	11/12/19	--	--																					
MONTANA	11/16/19	--	--																					
TEXAS SOUTHERN	11/19/19	--	--																					
SOUTH DAKOTA	11/22/19	--	--																					
at Georgia Tech	11/25/19	--	--																					
NORTHERN KY	11/30/19	DNP																						
AUSTIN PEAY	12/03/19	DNP																						
at Western Kentucky	12/07/19	DNP																						
TULSA	12/14/19	1	0	0	0	.000	0	0	.000	0	0	.000	0	0	0	0.0	1	0	0	0	1	0	0	0.0
vs Valparaiso	12/21/19	DNP																						
at Indiana	12/29/19	DNP																						
TEXAS A&M	01/04/20	DNP																						
at LSU	01/08/20	DNP																						
at Ole Miss	01/11/20	DNP																						
VANDERBILT	01/15/20	1	0	0	0	.000	0	0	.000	0	0	.000	0	1	1	0.5	0	0	0	0	0	0	0	0.0
Totals		0	2	0	0	.000	0	0	.000	0	0	.000	0	1	1	0.5	1	0	0	0	1	0	0	0.0

PERSONAL BESTS

POINTS	SEC ONLY
Season: --	--
Career: --	--
<hr/>	
FG MADE	SEC ONLY
Season: --	--
Career: --	--
<hr/>	
FG ATTEMPTED	SEC ONLY
Season: --	--
Career: --	--
<hr/>	
3-POINT FG MADE	SEC ONLY
Season: --	--
Career: --	--
<hr/>	
3-PT FG ATTEMPTS	SEC ONLY
Season: --	--
Career: --	--
<hr/>	
FT MADE	SEC ONLY
Season: --	--
Career: --	--
<hr/>	
FT ATTEMPTED	SEC ONLY
Season: --	--
Career: --	--
<hr/>	
REBOUNDS	SEC ONLY
Season: 1 vs Vanderbilt (01/15/20)	1 vs Vanderbilt (01/15/20)
Career: 1 vs Vanderbilt (01/15/20)	1 vs Vanderbilt (01/15/20)
<hr/>	
ASSISTS	SEC ONLY
Season: --	--
Career: --	--
<hr/>	
STEALS	SEC ONLY
Season: --	--
Career: --	--
<hr/>	
BLOCKED SHOTS	SEC ONLY
Season: 1 vs Tulsa (12/14/19)	--
Career: 1 vs Tulsa (12/14/19)	--
<hr/>	
MINUTES	SEC ONLY
Season: 0:49 vs Tulsa (12/14/19)	0:33 vs Vanderbilt (01/15/20)
Career: 0:49 vs Tulsa (12/14/19)	0:33 vs Vanderbilt (01/15/20)



JAMARIO BELL CAREER STATISTICS

BASKETBALL	GP	GS	Min	Avg	FG	FGA	Pct	3FG	3FGA	Pct	FT	FTA	Pct	Off	Def	Tot	Avg	PF	FO	Ast	TO	Blk	Stl	Pts	Avg
2019-20	2	0	2	1.0	0	0	.000	0	0	.000	0	0	.000	0	1	1	0.5	1	0	0	0	1	0	0	0.0
FOOTBALL	GP	GS	Solo	Ast	Total	Tackles	TFL	Yds	Sacks	Yds	Int	Yds	PBU	PD	Qbh	FR	Yds	FF	Blkd	Kick	Saf				
2016 (Rfr.)	2	0	0	0	0	0	0	0	0	0	0	0	0	0	0	0	0	0	0	0	0	0	0	0	0
2017 (So.)	2	0	0	0	0	0	0	0	0	0	0	0	0	0	0	0	0	0	0	0	0	0	0	0	0
2018 (Jr.)	11	0	11	9	20	1.0	-5	0	0	0	0	0	0	0	1	0	0	0	0	0	0	0	0	0	
2019 (Sr.)	10	1	10	7	17	5.5	-27	4.5	-23	0	0	0	0	0	2	0	0	0	0	0	0	0	0	0	
CAREER	22	1	21	16	37	6.5	-32	4.5	-23	0	0	0	0	0	3	0	0	0	0	0	0	0	0	0	

15 MASON JONES

G • Jr. • 6-5 • 200
Desoto, Texas || Triple A Academy

• FT Made	82	20th NCAA	2nd SEC	• FT Pct	91.21%	10th NCAA	2nd SEC
• Points/Gm	18.1	66th NCAA	3rd SEC	• FT Att	91	83rd NCAA	4th SEC
• 3's Made/Gm	2.07	232nd NCAA	8th SEC	• Def Reb/Gm	5.20	177th NCAA	7th SEC
• Steals/Gm	1.93	72nd NCAA	4th SEC	• FG%	43.6%	228th NCAA	11th SEC
• Minutes/Gm	33:10	193rd NCAA	11th SEC	• Assists/Gm	3.6	204th NCAA	12th SEC

- Games in double figure pts: 31 for career • 12 for 2019-20
- Led team in scoring: 17 for career (13-4) • 7 for 2019-20 (6-1)
- Made 3+ 3's: 18 for career • 5 for 2019-20
- 20-Point Games: 13 for career • 6 for 2019-20

• Has 5+ rebounds in 13 of his 15 games

• SEC PLAYER OF THE WEEK (Nov. 11): 32 pts - 7 rebs - 5 steals in season-opening win over Rice.

• SEC PLAYER OF THE WEEK (Dec. 16): 41 pts - 6 rebs - 4 steals - season-high 4 assists versus Tulsa.

• Made his first 27 from the free throw line this season - and 36 straight dating back to last season- ... Also had a streak of 24 straight FT ... Missed his last attempt vs Vanderbilt to snap a streak of 14 straight.



DOUBLE-DOUBLES (1)
12/01/18 • FIU 19 pts 10 reb

30-PT GAMES (4)

01/12/19 • LSU	30
02/16/19 • MISSISSIPPI ST	30
11/05/19 • RICE	32
12/14/19 • TULSA	41

2019-20 HIGHLIGHTS:

- Named **SEC PLAYER OF THE WEEK** as he scored then career-high 32 in the season opener versus Rice - the 2nd-highest point production by a Razorback in a season opener ... Also had career highs in FG made (12), FG att (18) and steals (5).
- Led the team in scoring (16), rebounds (6) and assists (2) in the in over North Texas.
- Led the team in scoring (19), assists (4), steals (4) and blocked shots (1) in the win over Montana.
- Made a **game-winning 3-pointer with 0.1 seconds left in overtime** (Arkansas' only points in OT) at Georgia Tech for a 62-61 win ... Scored 24 points with seven rebounds and five steals.
- Missed the Northern Kentucky game due to an injured shoulder ... Came back **versus Austin Peay and scored 16 points while taking just six shots** ... Made two 3's and was 6-of-6 at the free throw line.
- Named **SEC PLAYER OF THE WEEK** as he scored career-high 41 points and added six rebounds, while leading the team in assists (4) and steals (4) ... Tied career highs going 12-of-18 from the field (7-of-7 from 2-point range) ... 41 points ties for 7th-most in Arkansas history ... In the first half, scored 20 points, including a long 3-pointer at the buzzer for a 16-point halftime lead ... After Tulsa worked its 16-point deficit to nine (68-59 with 11:49 left), Jones scored 15 straight for the Razorbacks during an 18-5 run to give Arkansas a 22-point lead (86-64).
- Missed his first 3 treys, but made two inside the final minute en route to 20 points in come-from-behind win vs Tulsa ... **Tied season-high with nine rebounds** and had game-high four assists ... **With Hogs' down 5 with 4:14, scored 8** - hit 3's at 1:24 to tie game and 0:53 left for 3-pt lead ... Sealed win with two free throws with 25 seconds left.
- Also hit back-to-back treys late at Indiana to give the Hogs a 5-pt lead (67-62 with 2:01 left) ... Finished with 21 points, making four triples, with six rebounds and six assists.
- Tied Isaiah Joe with a team-best 17 points vs Texas A&M while leading the team in rebounds, (6) and steals (3).
- At LSU, led team in points (24), assists (4) and steals (2) ... Added five rebounds.
- Had a **career-high nine assists** at Ole Miss ... Also led the team in rebounds (6) and steals (3) ... Scored 13, making 6-of-6 at the free throw line.
- Only scored one point versus Vanderbilt, but had eight assists (one shy of career high) with seven rebounds.

MASON JONES 2019-20 GAME STATS

Opponent	Date	GS	Min	FG	FGA	Pct	3FG	3A	Pct	FT	FTA	Pct	O	D	Tot	Avg	PF	FO	A	TO	Bk	Stl	Pts	Avg	
RICE	11/05/19	*	33	12	18	.667	4	8	.500	4	4	1.000	1	6	7	7.0	0	0	3	3	0	5	32	32.0	
NORTH TEXAS	11/12/19	*	29	3	8	.375	1	5	.200	9	9	1.000	2	4	6	6.5	2	0	2	1	0	0	16	24.0	
MONTANA	11/16/19	*	35	5	13	.385	1	5	.200	8	8	1.000	3	2	5	6.0	2	0	4	2	1	4	19	22.3	
TEXAS SOUTHERN	11/19/19	*	20	2	4	.500	0	2	.000	2	2	1.000	0	2	2	5.0	2	0	1	4	2	1	6	18.3	
SOUTH DAKOTA	11/22/19	*	33	5	12	.417	0	3	.000	4	4	1.000	1	6	7	5.4	4	0	0	3	0	1	14	17.4	
at Georgia Tech	11/25/19	*	39	7	13	.538	3	8	.375	7	10	.700	0	7	7	5.7	4	0	3	6	0	5	24	18.5	
NORTHERN KY	11/30/19	DNP	Inj																						
AUSTIN PEAY	12/03/19	*	27	4	6	.667	2	4	.500	6	6	1.000	0	4	4	5.4	4	0	2	6	0	0	16	18.1	
at Western Kentucky	12/07/19	*	36	1	9	.111	0	4	.000	6	6	1.000	1	8	9	5.9	3	0	1	3	0	0	8	16.9	
TULSA	12/14/19	*	39	12	18	.667	5	11	.455	12	13	.923	1	5	6	5.9	2	0	4	1	1	4	41	19.6	
vs Valparaiso	12/21/19	*	29	5	12	.417	2	5	.400	8	9	.889	1	8	9	6.2	4	0	4	7	0	0	20	19.6	
at Indiana	12/29/19	*	31	8	17	.471	4	9	.444	1	1	1.000	0	6	6	6.2	4	0	6	4	0	0	21	19.7	
TEXAS A&M	01/04/20	*	37	5	17	.294	4	11	.364	3	5	.600	3	3	6	6.2	2	0	3	1	0	3	17	19.5	
at LSU	01/08/20	*	39	7	15	.467	4	7	.571	6	6	1.000	0	5	5	6.1	5	1	4	2	0	2	24	19.8	
at Ole Miss	01/11/20	*	38	3	12	.250	1	4	.250	6	6	1.000	0	6	6	6.1	2	0	9	4	0	3	13	19.4	
VANDERBILT	01/15/20	*	31	0	7	.000	0	5	.000	1	2	.500	1	6	7	6.1	4	0	8	2	0	1	1	18.1	
Totals			15	496	79	181	.436	31	91	.341	83	91	.912	14	78	92	6.1	44	1	54	49	4	29	1272	18.1

• PERSONAL BESTS •

POINTS Season: 41 vs Tulsa (12/14/19) Career: 41 vs Tulsa (12/14/19)	SEC ONLY 24 at LSU (01/08/20) 30 (2x), last vs. Miss State (02/16/19)
FG MADE Season: 12 (2x) last vs Tulsa (12/14/19) Career: 12 (2x) last vs Tulsa (12/14/19)	SEC ONLY 7 at LSU (01/08/20) 9 vs. Miss State (02/16/19)
FG ATTEMPTED Season: 18 (2x) last vs Tulsa (12/14/19) Career: 18 (2x) last vs Tulsa (12/14/19)	SEC ONLY 17 vs Texas A&M (01/04/20) 18 vs. Miss State (02/16/19)
3-POINT FG MADE Season: 5 vs Tulsa (12/14/19) Career: 6 vs. Ole Miss (03/02/19)	SEC ONLY 4 (2x) last at LSU (01/08/20) 6 vs Ole Miss (03/02/19)
3-PT FG ATTEMPTS Season: 11 vs Tulsa (12/14/19) Career: 13 vs Georgia Tech (12/19/18)	SEC ONLY 11 vs Texas A&M (01/04/20) 11 (3x), last vs TX A&M (01/04/20)
FT MADE Season: 12 vs Tulsa (12/14/19) Career: 12 vs Tulsa (12/14/19)	SEC ONLY 6 at LSU (01/08/20) 12 vs. Florida (01/09/19)
FT ATTEMPTED Season: 13 vs Tulsa (12/14/19) Career: 13 (2x) last vs Tulsa (12/14/19)	SEC ONLY 6 at LSU (01/08/20) 13 vs. Florida (01/09/19)
REBOUNDS Season: 9 (2x) last vs Valpo (12/22/19) Career: 10 vs. FIU (12/01/18)	SEC ONLY 7 vs Vanderbilt (01/15/20) 7 vs Vanderbilt (01/15/20)
ASSISTS Season: 9 at Ole Miss (01/11/20) Career: 4 at LSU (01/08/20)	SEC ONLY 4 at LSU (01/08/20) 4 at LSU (01/08/20)
STEALS Season: 5 (2x) last at Ga Tech (11/25/19) Career: 5 (2x) last at Ga Tech (11/25/19)	SEC ONLY 3 (2x) last vs Vandy (01/15/20) 3 (2x) last vs Vandy (01/15/20)
BLOCKED SHOTS Season: 2 vs Texas Southern (11/19/19) Career: 2 vs Texas Southern (11/19/19)	SEC ONLY 1 (4x), last at USC (02/02/19)
MINUTES Season: 39:46 at Georgia Tech (11/25/19) Career: 39:46 at Georgia Tech (11/25/19)	SEC ONLY 38:30 at LSU (01/08/20) 38:30 at LSU (01/08/20)

MASON JONES CAREER STATISTICS

Year	GP	GS	Min	Avg	FG	FGA	Pct	3FG	3FGA	Pct	FT	FTA	Pct	Off	Def	Tot	Avg	PF	FO	Ast	TO	Bk	Stl	Pts	Avg
2018-19	34	26	996	29.3	136	337	.404	76	208	.365	115	143	.804	18	114	132	3.9	77	2	96	61	5	31	463	13.6
2019-20	15	15	496	33.1	79	181	.436	31	91	.341	83	91	.912	14	78	92	6.1	44	1	54	49	4	29	272	18.1
TOTAL	49	41	1492	30.4	215	518	.415	107	299	.358	198	234	.846	32	192	224	4.6	121	3	150	110	9	60	735	15.0

24 ETHAN HENDERSON

F • So. • 6-8 • 210
Little Rock, Ark. || Parkview Magnet HS

Last season, played in 12 games and scored 11 points ... Had a breakout game at Providence in the first round of the NIT ... In the first 32 games of the season, Henderson played 28 minutes, was 2-of-3 from the field, scored five points and had six rebounds ... At Providence (Game 33) alone, played 18 minutes, was 3-of-6 from the field, scored six points and had five rebounds.

2019-20 HIGHLIGHTS:

- Is 2-of-2 from the field this season and, in 20 minutes of action, has five rebounds and two blocked shots.
- Named **team's Player of the Game** as he provided a huge spark off the bench in the first half versus Austin Peay ... During a 9-0 run - putting the Hogs up 25-18 - he had a dunk, three blocked shots and three rebounds ... The **three rejections were a career high** and he finished with four rebonds in 7:26 played.
- Grabbed three rebounds in three minutes versus Tulsa.

PERSONAL BESTS

POINTS	SEC ONLY
Season: 2 (3x) last vs Austin Peay (12/03/19)	
Career: 6 at Providence (03/19/19)	2 at Tennessee (01/15/19)
FG MADE	SEC ONLY
Season: 1 (3x) last vs Austin Peay (12/03/19)	
Career: 3 at Providence (03/19/19)	1 at Tennessee (01/15/19)
FG ATTEMPTED	SEC ONLY
Season: 1 (3x) last vs Austin Peay (12/03/19)	
Career: 6 at Providence (03/19/19)	1 (2x), last vs. Georgia (01/29/19)
3-POINT FG MADE	SEC ONLY
Season: --	
Career: --	
3-PT FG ATTEMPTS	SEC ONLY
Season: --	
Career: --	
FT MADE	SEC ONLY
Season: --	
Career: 1 vs FIU (12.01/18)	
FT ATTEMPTED	SEC ONLY
Season: --	
Career: 2 vs FIU (12.01/18)	
REBOUNDS	SEC ONLY
Season: 4 vs Austin Peay (12/03/19)	
Career: 5 at Providence (03/19/19)	1 at Tennessee (01/15/19)
ASSISTS	SEC ONLY
Season: --	
Career: 1 vs UTA (11/23/18)	
STEALS	SEC ONLY
Season: 1 vs Rice (11/05/19)	
Career: 2 at Tennessee (01/15/19)	2 at Tennessee (01/15/19)
BLOCKED SHOTS	SEC ONLY
Season: 3 vs Austin Peay (12/03/19)	
Career: 3 vs Austin Peay (12/03/19)	1 at Auburn (02/20/19)
MINUTES	SEC ONLY
Season: 12 vs Rice (11/05/19)	
Career: 18 at Providence (03/19/19)	2:07 at LSU (01/08/20) 4 at Tennessee (01/15/19)

ETHAN HENDERSON 2019-20 GAME STATS

Opponent	Date	GS	Min	FG	FGA	Pct	3FG	3A	Pct	FT	FTA	Pct	O	D	Tot	Avg	PF	FO	A	TO	Blk	Stl	Pts	Avg
RICE	11/05/19	12		1	1	1.000	0	0	.000	0	0	.000	0	3	3	3.0	3	0	0	1	1	1	2	2.0
NORTH TEXAS	11/12/19	DNP																						
MONTANA	11/16/19	DNP																						
TEXAS SOUTHERN	11/19/19	8		1	1	1.000	0	0	.000	0	0	.000	0	2	2	2.5	0	0	0	1	1	0	2	2.0
SOUTH DAKOTA	11/22/19	DNP																						
at Georgia Tech	11/25/19	DNP																						
NORTHERN KY	11/30/19	DNP																						
AUSTIN PEAY	12/03/19	7		1	1	1.000	0	0	.000	0	0	.000	1	3	4	3.0	3	0	0	0	3	0	2	2.0
at Western Kentucky	12/07/19	1		0	0	.000	0	0	.000	0	0	.000	0	0	0	2.3	0	0	0	0	0	0	0	1.5
TULSA	12/14/19	3		0	1	.000	0	0	.000	0	0	.000	2	1	3	2.4	0	0	1	0	0	0	0	1.2
vs Valparaiso	12/21/19	DNP																						
at Indiana	12/29/19	DNP																						
TEXAS A&M	01/04/20	DNP																						
at LSU	01/08/20	2		0	0	.000	0	0	.000	0	0	.000	0	0	0	2.0	0	0	0	0	0	0	0	1.0
at Ole Miss	01/11/20	DNP																						
VANDERBILT	01/15/20	1		0	0	.000	0	0	.000	0	0	.000	0	0	0	1.7	0	0	0	0	0	0	0	0.9
Totals		0	34	3	4	.750	0	0	.000	0	0	.000	3	9	12	1.7	6	0	1	2	5	1	6	0.9



ETHAN HENDERSON CAREER STATISTICS

Year	GP	GS	Min	Avg	FG	FGA	Pct	3FG	3FGA	Pct	FT	FTA	Pct	Off	Def	Tot	Avg	PF	FO	Ast	TO	Blk	Stl	Pts	Avg
2018-19	12	0	51	4.3	5	10	.500	0	0	.000	1	3	.333	3	9	12	1.0	6	0	1	3	2	3	11	0.9
2019-20	7	0	34	4.9	3	4	.750	0	0	.000	0	0	.000	3	9	12	1.7	6	0	1	2	5	1	6	0.9
TOTAL	19	0	85	4.5	8	14	.571	0	0	.000	1	3	.333	6	18	24	1.3	12	0	2	5	7	4	17	0.9

33 JIMMY WHITT JR.

G • Gr. Sr. • 6-3 • 175
Columbia, Mo. || Hickman HS

- Began his career at Arkansas before transferring to SMU, returned to the Razorbacks for the 2019-20 season as a graduate transfer ... Received his B.S. in Sport Management from SMU in May 2019 ... Is pursuing an M.Ed. in Adult and Lifelong Learning ... His brother, Marcus, was a graduate assistant on Coach Musselman's staff at Nevada.
- IN THE SEC: 4th** in FG% (53.4%) • **3rd** in Minutes/Gm (36:15) • **3rd** in FG Made (102)
- After his career-high 30 vs Vandy** moved to 13th in the SEC in scoring (14.8 ppg).
- Games in double figure points: 57 for career • 13 for 2019-20
- Scored his 1,000th career point vs Northern KY on old-fashion 3-point play
- Played 158 minutes and 18 seconds over five games without a turnover.** (Final 17:44 vs Montana, 33:46 vs TX Southern, 35:28 vs South Dakota, 43:47 vs Ga Tech and the first 27:33 vs Northern Kentucky.) ... **18 turnovers in 425 minutes ... 1 every 23.6 minutes.**

2019-20 HIGHLIGHTS:

- Named **MVP of the Collegiate Hoops Roadshow - Razorback Regional** ... Averaged 1.8 points and 8.3 rebounds while shooting 63% from the field and making 11-of-15 FT ... Had a double-double with 14 points and seven rebounds versus Montana ... Record his **sixth career double-double** - first as a Razorback - vs. Texas Southern with 17 points and 10 rebounds ... Tied a then career high with 24 points ... Was 11-of-14 from the field ... **SET AN ARKANSAS RECORD** for most points by a guard in the 3-point era without attempting a 3-pointer (@HogStats.com) ... Tied his then career high a second time with 24 points versus Northern Kentucky ... Made 6-of-7 FT and grabbed nine rebounds.
- Only scored six points on 3-of-12 shooting, but played great defense versus GT guard Michael Devoe, getting two blocked shots and holding Devoe to 4-of-16 shooting.
- Scored 10 points and tied for team highs in both assists (4) and steals (3) vs. Valpo.
- Played all 40 minutes at LSU, the first Razorback to play all 40 minutes in a regulation game since 2009) ... Scored 22 points - his most versus SEC opponent ... Also had SEC highs in FG (9), FGA (13), FT (4) and FTA (4).
- Made 7-of-8 from the free throw line, including two with eight seconds left, to seal come-from-behind win at Ole Miss ... Finished with 11 points and two steals.
- In the win over Vanderbilt, scored a **career-high 30 points** while leading the team in rebonds (8) and blocked shots (2) ... Was 14-of-24, including his first 3-point attempt of the year (a desperation shot as buzzer sounded for halftime) ... The 14 made field goals **SET AN ARKANSAS RECORD** for most by a Razorback guard in the 3-point era.

JIMMY WHITT JR. 2019-20 GAME STATS

Opponent	Date	GS	Min	FG	FGA	Pct	3FG	3A	Pct	FT	FTA	Pct	O	D	Tot	Avg	PF	FO	A	TO	Blk	Stl	Pts	Avg	
RICE	11/05/19	*	28	1	4	.250	0	0	.000	0	0	.000	2	2	4	4.0	0	0	5	2	1	1	2	2.0	
NORTH TEXAS	11/12/19	*	35	5	10	.500	0	0	.000	3	4	.750	0	1	1	2.5	4	0	2	1	1	3	13	7.5	
MONTANA	11/16/19	*	28	6	12	.500	0	0	.000	2	3	.667	2	5	7	4.0	3	0	2	4	0	1	14	9.7	
TEXAS SOUTHERN	11/19/19	*	34	8	13	.615	0	0	.000	1	2	.500	2	8	10	5.5	1	0	1	0	0	0	17	11.5	
SOUTH DAKOTA	11/22/19	*	35	11	14	.786	0	0	.000	2	3	.667	1	6	7	5.8	1	0	1	0	1	3	24	14.0	
at Georgia Tech	11/25/19	*	44	3	12	.250	0	0	.000	0	2	.000	0	4	4	5.5	3	0	2	0	2	0	6	12.7	
NORTHERN KY	11/30/19	*	38	9	15	.600	0	0	.000	6	7	.857	3	6	9	6.0	4	0	2	1	0	1	24	14.3	
AUSTIN PEAY	12/03/19	*	37	7	13	.538	0	0	.000	3	4	.750	1	1	2	5.5	0	0	1	2	0	1	17	14.6	
at Western Kentucky	12/07/19	*	44	8	18	.444	0	0	.000	1	3	.333	3	9	12	6.2	5	1	4	1	0	1	17	14.9	
TULSA	12/14/19	*	33	5	8	.625	0	0	.000	1	2	.500	0	5	5	6.1	3	0	4	1	0	1	11	14.5	
vs Valparaiso	12/21/19	*	37	5	10	.500	0	0	.000	0	1	.000	2	1	3	5.8	2	0	4	3	0	3	10	14.1	
at Indiana	12/29/19	*	32	3	5	.600	0	0	.000	1	2	.500	0	3	3	5.6	3	0	3	3	1	2	7	13.5	
TEXAS A&M	01/04/20	*	37	6	11	.545	0	0	.000	0	0	.000	1	3	4	5.5	2	0	1	3	1	0	12	13.4	
at LSU	01/08/20	*	40	9	13	.692	0	0	.000	4	4	1.000	0	3	3	5.3	3	0	0	1	0	0	22	14.0	
at Ole Miss	01/11/20	*	40	2	9	.222	0	0	.000	7	8	.875	2	1	3	5.1	3	0	0	2	0	2	11	13.8	
VANDERBILT	01/15/20	*	38	14	24	.583	0	1	.000	2	4	.500	3	5	8	5.3	3	0	0	1	2	1	30	14.8	
Totals			16	580	102	.191	.534	0	1	.000	33	49	.673	22	63	85	5.3	40	1	32	25	9	20	237	14.8

TRIPLE-DOUBLES (1)

Pts-Reb-Assst
11/29/18 • McNeese St. 12-10-10


DOUBLE-DOUBLES (7)

11/20/18 • Bradley 12 pts 13 reb
11/29/18 • McNeese St. * 12 pts 10 reb
01/04/19 • at Tulane + 11 pts 11 reb
01/10/19 • at UConn + 20 pts 10 reb
01/12/19 • Tulsa + 10 pts 10 reb
11/19/19 • TX Southern 17 pts 10 reb
17/07/19 • at Western Ky 17 pts 12 reb

* - part of a triple-double
+ - consecutive games

PERSONAL BESTS

POINTS	SEC ONLY
Season: 30 vs Vanderbilt (01/15/20)	30 vs Vanderbilt (01/15/20)
Career: 30 vs Vanderbilt (01/15/20)	30 vs Vanderbilt (01/15/20)
FG MADE	SEC ONLY
Season: 14 vs Vanderbilt (01/15/20)	14 vs Vanderbilt (01/15/20)
Career: 14 vs Vanderbilt (01/15/20)	14 vs Vanderbilt (01/15/20)
FG ATTEMPTED	SEC ONLY
Season: 24 vs Vanderbilt (01/15/20)	24 vs Vanderbilt (01/15/20)
Career: 24 vs Vanderbilt (01/15/20)	24 vs Vanderbilt (01/15/20)
3-POINT FG MADE	SEC ONLY
Season: --	--
Career: 2 (3x) last at UCF (03/04/18)	2 (2x), last vs LSU (02/23/16)
3-PT FG ATTEMPTS	SEC ONLY
Season: --	1 vs Vanderbilt (01/15/20)
Career: 6 at UCF (03/04/18)	3 vs LSU (02/23/16)
FT MADE	SEC ONLY
Season: 7 at Ole Miss (01/11/20)	7 at Ole Miss (01/11/20)
Career: 7 (2x) last at Ole Miss (01/11/20)	7 at Ole Miss (01/11/20)
FT ATTEMPTED	SEC ONLY
Season: 8 at Ole Miss (01/11/20)	8 at Ole Miss (01/11/20)
Career: 8 (2x) last at Ole Miss (01/11/20)	8 at Ole Miss (01/11/20)
REBOUNDS	SEC ONLY
Season: 12 at Western Kentucky (12/07/19)	8 vs Vanderbilt (01/15/20)
Career: 13 (2x) last vs Bradley (11/20/18)	8 vs Vanderbilt (01/15/20)
ASSISTS	SEC ONLY
Season: 5 vs Rice (11/05/19)	1 (2x) last vs Vandy (01/15/20)
Career: 10 vs McNeese (11/29/18)	2 (4x) last vs Auburn (02/17/16)
STEALS	SEC ONLY
Season: 3 (3x) last vs Valpo (12/22/19)	2 at Ole Miss (01/11/20)
Career: 5 (3x) vs Memphis (01/14/18)	2 at Ole Miss (01/11/20)
BLOCKED SHOTS	SEC ONLY
Season: 2 (2x) last vs Vandy (01/15/20)	2 vs Vanderbilt (01/15/20)
Career: 3 (2x) at Memphis (01/19/19)	2 (2x) last vs Vandy (01/15/20)
MINUTES	SEC ONLY
Season: 43:47 at Georgia Tech (11/25/19)	40:00 at LSU (01/08/20)
Career: 43:47 at Georgia Tech (11/25/19)	40:00 at LSU (01/08/20)



JIMMY WHITT JR. CAREER STATISTICS

Year	GP	GS	Min	Avg	FG	FGA	Pct	3FG	3FGA	Pct	FT	FTA	Pct	Off	Def	Tot	Avg	PF	FO	Ast	TO	Blk	Stl	Pts	Avg
2015-16 (ARK)	32	10	552	17.2	75	194	.387	6	16	.375	38	48	.792	11	42	53	1.7	66	0	35	31	6	20	194	6.1
2016-17 - REDSHIRTED AT SMU																									
2017-18 (SMU)	33	33	1096	33.2	140	287	.488	6	21	.286	60	101	.594	50	121	171	5.2	76	1	114	54	16	60	346	10.5
2018-19 (SMU)	30	30	1053	35.1	162	332	.488	4	28	.143	42	74	.568	62	131	193	6.4	71	1	119	44	13	43	370	12.3
2019-20 (ARK)	16	16	580	36.2	102	191	.534	0	1	.000	33	49	.673	22	63	85	5.3	40	1	32	25	9	20	237	14.8
TOTAL	111	89	3281	29.6	479	1004	.477	16	66	.242	173	272	.636	145	357	502	4.5	253	3	300	154	44	143	1147	10.3

35 REGGIE CHANEY

F • So. • 6-8 • 222
Tulsa, Okla. || Findlay Prep (Nev.)

- Has a blocked shot in 27 of his 47 career games, including 7 with at least 3 rejections.
- Games with 3+ blocked shots: 8 career • 2 • 2019-20

2019-20 HIGHLIGHTS:

- Missed the first three games ... In his debut (vs Texas Southern) was very efficient in his 19 minutes played ... **Tied a career high with four steals** ... Was 3-of-4 from the field for six points with two rebounds and a blocked shot.
- Was 3-of-3 from the field – all dunks – while adding three blocked shots.
- Posted **career highs in rebounds (11) and assists (5)** versus Northern Kentucky.
- Blocked three shots and had six rebounds in just 13 minutes at Western Kentucky.
- Led the team with seven rebounds vs Tulsa.
- Posted **career highs for free throws** made (3) and attempted (6) versus Valpo.
- Scored six with four rebounds at Indiana ... Helped hold Travce Jackson-Davis, who scored 20 in the game, to just four in the second had and no shot attempts over the final eight minutes.
- After playing single-digit minutes with zero rebounds over his previous three games, played a near perfect game versus Vanderbilt ... Was 6-of-6 from the field (including two dunks) and 2-of-2 at the free throw line ... **Tied a career-high with 14 points** –his most in an SEC game ... Added three rebounds and two assists.

PERSONAL BESTS

POINTS Season: 14 vs Vanderbilt (01/15/20) Career: 14 (2x) last vs Vandy (01/15/20)	SEC ONLY 14 vs Vanderbilt (01/15/20) 14 vs Vanderbilt (01/15/20)
FG MADE Season: 6 vs Vanderbilt (01/15/20) Career: 7 at Providence (03/19/19)	SEC ONLY 6 vs Vanderbilt (01/15/20) 6 (2x) last vs Vandy (01/15/20)
FG ATTEMPTED Season: 6 vs Vanderbilt (01/15/20) Career: 9 (2x), last at Providence (03/19/19)	6 vs Vanderbilt (01/15/20) 8 vs. LSU (01/12/19)
3-POINT FG MADE Season: -- Career: --	SEC ONLY -- --
3-PT FG ATTEMPTS Season: -- Career: --	SEC ONLY -- --
FT MADE Season: 3 vs Valpo (12/21/19) Career: 3 (2x) vs Valpo (12/21/19)	SEC ONLY 2 vs Vanderbilt (01/15/20) 3 vs Miss State (02/16/19)
FT ATTEMPTED Season: 6 vs Valpo (12/21/19) Career: 6 vs Valpo (12/21/19)	SEC ONLY 2 vs Vanderbilt (01/15/20) 3 vs Miss State (02/16/19)
REBOUNDS Season: 11 vs Northern Kentucky (11/30/19) Career: 11 vs Northern Ky (11/30/19)	SEC ONLY 3 vs Vanderbilt (01/15/20) 6 (3x), last vs. Georgia (01/29/19)
ASSISTS Season: 5 vs Northern Kentucky (11/30/19) Career: 5 vs Northern Ky (11/30/19)	SEC ONLY 2 vs Vanderbilt (01/15/20) 4 vs. Missouri (01/23/19)
STEALS Season: 4 vs Texas Southern (11/19/19) Career: 4 (3x), last vs TX SOU (11/19/19)	SEC ONLY -- 4 vs. LSU (01/12/19)
BLOCKED SHOTS Season: 3 (2x) last at Western Ky (12/07/19) Career: 7 at Providence (03/19/19)	SEC ONLY -- 5 vs. Georgia (01/29/19)
MINUTES Season: 24:49 vs Texas Southern (11/19/19) Career: 28 (2x), last at Providence (03/19/19)	SEC ONLY 21:59 vs Vanderbilt (01/15/20) 27 vs. LSU (01/12/19)

REGGIE CHANEY 2019-20 GAME STATS

Opponent	Date	GS	Min	FG	FGA	Pct	3FG	3A	Pct	FT	FTA	Pct	O	D	Tot	Avg	PF	FO	A	TO	Blk	Stl	Pts	Avg
RICE	11/05/19	DNP																						
NORTH TEXAS	11/12/19	DNP																						
MONTANA	11/16/19	DNP																						
TEXAS SOUTHERN	11/19/19	19	3	4	.750	0	0	.000	0	1	1.000	1	1	2	2.0	0	0	0	0	0	1	4	6	6.0
SOUTH DAKOTA	11/22/19	15	3	3	1.000	0	0	.000	0	0	.000	1	1	2	2.0	4	0	2	0	3	1	6	6.0	
at Georgia Tech	11/25/19	12	0	1	.000	0	0	.000	0	0	.000	1	1	2	2.0	2	0	0	1	1	1	0	4.0	
NORTHERN KY	11/30/19	24	3	5	.600	0	0	.000	0	0	.000	2	9	11	4.3	5	1	5	1	0	0	6	4.5	
AUSTIN PEAY	12/03/19	14	0	0	.000	0	0	.000	0	1	1.000	0	2	2	3.8	3	0	1	2	0	2	0	3.6	
at Western Kentucky	12/07/19	13	0	0	.000	0	0	.000	0	0	.000	2	4	6	4.2	3	0	1	2	3	0	0	3.0	
TULSA	12/14/19	18	2	2	1.000	0	0	.000	1	2	.500	0	7	7	4.6	3	0	2	1	0	1	5	3.3	
vs Valparaiso	12/21/19	13	0	1	.000	0	0	.000	3	6	.500	0	2	2	4.3	2	0	2	2	0	0	3	3.3	
at Indiana	12/29/19	17	3	4	.750	0	0	.000	0	0	.000	3	1	4	4.2	1	0	0	0	0	0	6	3.6	
TEXAS A&M	01/04/20	7	1	1	1.000	0	0	.000	0	0	.000	0	0	0	3.8	2	0	0	3	0	0	2	3.4	
at LSU	01/08/20	7	0	0	.000	0	0	.000	0	0	.000	0	0	0	3.5	4	0	1	0	0	0	0	3.1	
at Ole Miss	01/11/20	4	0	0	.000	0	0	.000	0	0	.000	0	0	0	3.2	1	0	0	1	0	0	0	2.8	
VANDERBILT	01/15/20	21	6	6	1.000	0	0	.000	2	2	1.000	2	1	3	3.2	2	0	2	2	0	0	14	3.7	
Totals		0	184	21	27	.778	0	0	.000	6	12	.500	12	29	41	3.2	32	1	16	15	8	9	48	3.7



REGGIE CHANEY CAREER STATISTICS

Year	GP	GS	Min	Avg	FG	FGA	Pct	3FG	3FGA	Pct	FT	FTA	Pct	Off	Def	Tot	Avg	PF	FO	Ast	TO	Blk	Stl	Pts	Avg
2018-19	34	2	555	16.3	83	150	.553	0	0	.000	17	33	.515	40	78	118	3.5	82	2	25	46	46	21	183	5.4
2019-20	13	0	184	14.2	21	27	.778	0	0	.000	6	12	.500	12	29	41	3.2	32	1	16	15	8	9	48	3.7
TOTAL	47	2	739	15.7	104	177	.588	0	0	.000	23	45	.511	52	107	159	3.4	114	3	41	61	54	30	231	4.9

ARKANSAS RAZORBACKS

2019-20 COMBINED REPORT

RECORD:	OVERALL	HOME	AWAY	NEUTRAL
ALL GAMES	14-2	10-0	3-2	1-0
CONFERENCE	3-1	2-0	1-1	0-0
NON-CONFERENCE	11-1	8-0	2-1	1-0

##	Player	GP	GS	Min	Avg	• TOTAL •			• 3-PTS •			• REBOUNDS •				PF	FO	A	TO	Blk	Stl	Pts	Avg				
						FG	FGA	Pct	3FG	FGA	Pct	FT	FTA	Pct	Off									Def	Tot	Avg	
15	Mason Jones	15	15	496	33.1	79	181	.436	31	91	.341	83	91	.912	14	78	92	6.1	44	1	54	49	4	29	272	18.1	
1	Isaiah Joe	16	16	588	36.8	89	232	.384	63	176	.358	44	53	.830	11	61	72	4.5	23	0	35	29	6	27	285	17.8	
33	Jimmy Whitt Jr.	16	16	580	36.2	102	191	.534	0	1	.000	33	49	.673	22	63	85	5.3	40	1	32	25	9	20	237	14.8	
3	Desi Sills	16	16	492	30.8	60	144	.417	15	70	.214	25	37	.676	9	43	52	3.3	44	1	20	23	4	19	160	10.0	
2	Adrio Bailey	16	16	385	24.1	38	80	.475	5	13	.385	23	38	.605	20	57	77	4.8	47	1	12	19	30	23	104	6.5	
5	Jalen Harris	16	0	363	22.7	19	53	.358	7	29	.241	20	25	.800	6	33	39	2.4	39	0	39	21	5	17	65	4.1	
35	Reggie Chaney	13	0	184	14.2	21	27	.778	0	0	.000	6	12	.500	12	29	41	3.2	32	1	16	15	8	9	48	3.7	
0	Jeantal Cylla	14	1	119	8.5	7	26	.269	1	10	.100	2	6	.333	5	19	24	1.7	15	0	0	9	3	0	17	1.2	
24	Ethan Henderson	7	0	34	4.9	3	4	.750	0	0	.000	0	0	.000	3	9	12	1.7	6	0	1	2	5	1	6	0.9	
14	Jamario Bell	2	0	2	1.0	0	0	.000	0	0	.000	0	0	.000	0	1	1	0.5	1	0	0	0	1	0	0	0.0	
12	Ty Stevens	4	0	4	1.0	0	1	.000	0	0	.000	0	3	.000	0	0	0	0.0	0	0	0	0	0	0	0	0.0	
13	Emeka Obukwelu	3	0	3	1.0	0	1	.000	0	1	.000	0	0	.000	1	2	3	1.0	0	0	0	0	0	0	0	0.0	
TEAM.....																											
ARKANSAS.....		16				418	940	.445	122	391	.312	236	314	.752	117	419	536	33.5	291	5	209	195	75	145	1194	74.6	
Opponents.....		16				356	905	.393	64	281	.228	207	304	.681	170	435	605	37.8	309	-	148	282	39	83	983	61.4	

Team Statistics	ARK	OPP
SCORING	1194	983
Points per game	74.6	61.4
Scoring margin	+13.2	-
FIELD GOALS-ATT	418-940	356-905
Field goal pct	.445	.393
3 POINT FG-ATT	122-391	64-281
3-point FG pct	.312	.228
3-pt FG made per game	7.6	4.0
FREE THROWS-ATT	236-314	207-304
Free throw pct	.752	.681
F-Throws made per game	14.8	12.9
REBOUNDS	536	605
Rebounds per game	33.5	37.8
Rebounding margin	-4.3	-
ASSISTS	209	148
Assists per game	13.1	9.3
TURNOVERS	195	282
Turnovers per game	12.2	17.6
Turnover margin	+5.4	-
Assist/turnover ratio	1.1	0.5
STEALS	145	83
Steals per game	9.1	5.2
BLOCKS	75	39
Blocks per game	4.7	2.4
ATTENDANCE	141281	60826
Home games-Avg/Game	10-14128	5-9039
Neutral site-Avg/Game	-	1-15630

SCORE BY PERIODS:	1st	2nd	OT	Total
Arkansas	560	625	9	1194
Opponents	459	509	15	983

Date	Opponent	Result	Score	Attend
11/05/19	RICE	W	91-43	17274
11/12/19	NORTH TEXAS	W	66-43	12001
+ 11/16/19	MONTANA	W	64-46	13058
+ 11/19/19	TEXAS SOUTHERN	W	82-51	11182
+ 11/22/19	SOUTH DAKOTA	W	77-56	12581
11/25/19	at Georgia Tech	WOT	62-61	6547
+ 11/30/19	NORTHERN KENTUCKY	W	66-60	14080
12/03/19	AUSTIN PEAY	W	69-61	11995
12/07/19	at Western Kentucky	LOT	79-86	6862
12/14/19	TULSA	W	98-79	15589
! 12/21/19	vs Valparaiso	W	72-68	15630
12/29/19	at Indiana	W	71-64	14892
* 01/04/20	TEXAS A&M	W	69-59	19200
* 01/08/20	at LSU	L	77-79	8662
* 01/11/20	at Ole Miss	W	76-72	8233
* 01/15/20	VANDERBILT	W	75-55	14321

+ = Collegiate Hoops Roadshow (Razorback Regional)
 ! = played at Simmons Bank Arena (North Little Rock, Ark.)
 * = SEC game

ARKANSAS RAZORBACKS

2019-20 SEASON RESULTS & LEADERS

RECORD:	OVERALL	HOME	AWAY	NEUTRAL
ALL GAMES	14-2	10-0	3-2	1-0
CONFERENCE	3-1	2-0	1-1	0-0
NON-CONFERENCE	11-1	8-0	2-1	1-0

DATE	TIME (CT)	OPPONENT	TV	RESULT	ATTEND	RECORD (SEC)	HIGH POINTS	HIGH REBOUNDS
11/05/19	7:00 pm	RICE	SEC Network Plus	W 91-43	17274	1-0 --	(32)Mason Jones	(9)Adrio Bailey
11/12/19	7:00 pm	NORTH TEXAS	SEC Network Plus	W 66-43	12001	2-0 --	(16)Mason Jones (16)Isaiah Joe	(6)Mason Jones (6)Desi Sills
11/16/19	4:00 pm	+ MONTANA	SEC Network Plus	W 64-46	13058	3-0 --	(19)Mason Jones	(11)Adrio Bailey
11/19/19	7:00 pm	+ TEXAS SOUTHERN	SEC Network Plus	W 82-51	11182	4-0 --	(33)Isaiah Joe	(10)Jimmy Whitt Jr.
11/22/19	8:00 pm	+ SOUTH DAKOTA	SEC Network	W 77-56	12581	5-0 --	(24)Jimmy Whitt Jr.	(7)Jimmy Whitt Jr. (7)Mason Jones
11/25/19	6:00 pm	at Georgia Tech	ACC Network	W (OT) 62-61	6547	6-0 --	(24)Mason Jones	(9)Isaiah Joe
11/30/19	4:00 pm	+ NORTHERN KENTUCKY	SEC Network Plus	W 66-60	14080	7-0 --	(24)Jimmy Whitt Jr.	(11)Reggie Chaney
12/03/19	7:00 pm	AUSTIN PEAY	SEC Network Plus	W 69-61	11995	8-0 --	(17)Jimmy Whitt Jr.	(6)Isaiah Joe
12/07/19	6:30 pm	at Western Kentucky	CBS Sports Network	79-86 L (OT)	6862	8-1 ---	(20)Desi Sills	(12)Jimmy Whitt Jr.
12/14/19	12:30 pm	TULSA	ESPNU	W 98-79	15589	9-1 --	(41)Mason Jones	(7)Reggie Chaney
12/21/19	7:00 pm	! vs Valparaiso	--	W 72-68	15630	10-1 --	(21)Isaiah Joe	(9)Mason Jones
12/29/19	TBA	at Indiana	Big Ten Network	W 71-64	14892	11-1 --	(24)Isaiah Joe	(8)Adrio Bailey
01/04/20	6:00 pm	* TEXAS A&M	SEC Network	W 69-59	19200	12-1 1-0	(17)Isaiah Joe (17)Mason Jones	(6)Mason Jones
01/08/20	8:00 pm	* at LSU	ESPNU	77-79 L	8662	12-2 1-1	(24)Mason Jones	(7)Adrio Bailey
01/11/20	5:00 pm	* at Ole Miss	SEC Network	W 76-72	8233	13-2 2-1	(34)Isaiah Joe	(6)Mason Jones
01/15/20	7:30 pm	* VANDERBILT	SEC Network	W 75-55	14321	14-2 3-1	(30)Jimmy Whitt Jr.	(8)Jimmy Whitt Jr.
01/18/20	3:00 pm	* #10/12 KENTUCKY	ESPN					
01/22/20	6:00 pm	* at Mississippi State	SEC Network					
01/25/20	3:00 pm	% TCU	ESPN / 2 / U					
01/29/20	7:30 pm	* SOUTH CAROLINA	SEC Network					
02/01/20	5:00 pm	* at Alabama	SEC Network					
02/04/20	6:00 pm	* AUBURN	SEC Network					
02/08/20	2:30 pm	* at Missouri	SEC Network					
02/11/20	6:00 pm	* at Tennessee	ESPN / 2 / U					
02/15/20	Noon	* MISSISSIPPI STATE	SEC Network					
02/18/20	6:00 pm	* at Florida	ESPN / 2 / U					
02/22/20	Noon	* MISSOURI	SEC Network					
02/26/20	7:30 pm	* TENNESSEE	SEC Network					
02/29/20	5:00 pm	* at Georgia	SEC Network					
03/04/20	6:00 pm	* LSU	SEC Network					
03/07/20	3:30 pm	* at Texas A&M	SEC Network					
03/11-15/20		^ SEC Tournament						

Home Games in CAPS | * - Southeastern Conference game | + = College Hoops Roadshow presented by AtmosAir - Razorback Regional
! - at Simmons Bank Arena (North Little Rock, Ark.) | % - Big 12/SEC Challenge | ^ - SEC Tournament (Nashville, Tenn. - Bridgestone Arena)

ATTENDANCE SUMMARY	GAMES	TOTALS	AVG/GAME
HOME	10	141281	14128
AWAY	5	45196	9039
NEUTRAL	1	15630	15630
TOTAL	16	202107	12632

ARKANSAS RAZORBACKS

2019-20 SEASON STATISTICS • ALL GAMES

RECORD:	OVERALL	HOME	AWAY	NEUTRAL
ALL GAMES	14-2	10-0	3-2	1-0
CONFERENCE	3-1	2-0	1-1	0-0
NON-CONFERENCE	11-1	8-0	2-1	1-0

##	Player	GP	GS	Min	Avg	• TOTAL •			• 3-PTS •			• REBOUNDS •				PF	FO	A	TO	Blk	Stl	Pts	Avg														
						FG	FGA	Pct	3FG	FGA	Pct	FT	FTA	Pct	Off									Def	Tot	Avg											
15	Mason Jones	14	14	465	33.2	79	174	.454	31	86	.360	82	89	.921	13	72	85	6.1	40	1	46	47	4	28	271	19.4											
1	Isaiah Joe	15	15	556	37.1	85	220	.386	59	165	.358	44	53	.830	11	57	68	4.5	22	0	32	29	6	26	273	18.2											
33	Jimmy Whitt Jr.	15	15	542	36.1	88	167	.527	0	0	.000	31	45	.689	19	58	77	5.1	37	1	32	24	7	19	207	13.8											
3	Desi Sills	15	15	456	30.4	54	135	.400	14	68	.206	25	37	.676	9	36	45	3.0	41	1	18	23	4	17	147	9.8											
2	Adrio Bailey	15	15	367	24.5	38	77	.494	5	13	.385	20	31	.645	19	53	72	4.8	42	0	12	18	29	23	101	6.7											
5	Jalen Harris	15	0	344	22.9	18	50	.360	7	28	.250	20	25	.800	5	32	37	2.5	38	0	35	21	5	17	63	4.2											
35	Reggie Chaney	12	0	163	13.6	15	21	.714	0	0	.000	4	10	.400	10	28	38	3.2	30	1	14	13	8	9	34	2.8											
0	Jeantal Cylla	13	1	118	9.1	7	26	.269	1	10	.100	2	6	.333	5	19	24	1.8	15	0	0	8	3	0	17	1.3											
24	Ethan Henderson	6	0	33	5.5	3	4	.750	0	0	.000	0	0	.000	3	9	12	2.0	6	0	1	2	5	1	6	1.0											
14	Jamario Bell	1	0	1	1.0	0	0	.000	0	0	.000	0	0	.000	0	0	0	0.0	1	0	0	0	1	0	0	0.0											
12	Ty Stevens	3	0	3	1.0	0	1	.000	0	0	.000	0	3	.000	0	0	0	0.0	0	0	0	0	0	0	0	0.0											
13	Emeka Obukwelu	2	0	2	1.0	0	1	.000	0	1	.000	0	0	.000	1	2	3	1.5	0	0	0	0	0	0	0	0.0											
TEAM.....														13	24	37	2.5	0		3		0															
ARKANSAS.....		15				387	876	.442	117	371	.315	228	299	.763	108	390	498	33.2	272	4	190	188	72	140	1119	74.6											
Opponents.....		15				337	857	.393	59	261	.226	195	282	.691	166	409	575	38.3	292	-	136	266	38	83	928	61.9											

SCORE BY PERIODS:	1st	2nd	OT	Total
Arkansas	560	625	9	1194
Opponents	459	509	15	983

DEADBALL REBOUNDS:	OFF	DEF	TOTAL
Arkansas	40	12	52
Opponents	44	8	52

ARKANSAS RAZORBACKS

2019-20 STATISTICS • SEC GAMES ONLY

RECORD:	OVERALL	HOME	AWAY
SEC ONLY	3-1	2-0	1-1

##	Player	GP	GS	Min	Avg	• TOTAL •			• 3-PTS •			• REBOUNDS •				PF	FO	A	TO	Blk	Stl	Pts	Avg														
						FG	FGA	Pct	3FG	FGA	Pct	FT	FTA	Pct	Off									Def	Tot	Avg											
1	Isaiah Joe	4	4	141	35.2	25	57	.439	18	45	.400	8	9	.889	2	14	16	4.0	5	0	8	4	2	7	76	19.0											
33	Jimmy Whitt Jr.	4	4	155	38.8	31	57	.544	0	1	.000	13	16	.813	6	12	18	4.5	11	0	1	7	3	3	75	18.8											
15	Mason Jones	4	4	145	36.2	15	51	.294	9	27	.333	16	19	.842	4	20	24	6.0	13	1	24	9	0	9	55	13.8											
3	Desi Sills	4	4	131	32.8	16	33	.485	3	13	.231	8	11	.727	3	13	16	4.0	9	0	4	1	0	5	43	10.8											
2	Adrio Bailey	4	4	90	22.5	7	16	.438	1	3	.333	6	10	.600	2	16	18	4.5	17	1	1	3	8	1	21	5.3											
35	Reggie Chaney	4	0	39	9.8	7	7	1.000	0	0	.000	2	2	1.000	2	1	3	0.8	9	0	3	6	0	0	16	4.0											
5	Jalen Harris	4	0	80	20.0	3	13	.231	0	5	.000	4	4	1.000	2	7	9	2.3	10	0	12	0	0	4	10	2.5											
0	Jeantal Cylla	3	0	13	4.3	0	2	.000	0	0	.000	1	4	.250	2	4	6	2.0	2	0	0	2	0	0	1	0.3											
14	Jamario Bell	1	0	1	1.0	0	0	.000	0	0	.000	0	0	.000	0	1	1	1.0	0	0	0	0	0	0	0	0.0											
24	Ethan Henderson	2	0	3	1.5	0	0	.000	0	0	.000	0	0	.000	0	0	0	0.0	0	0	0	0	0	0	0	0.0											
12	Ty Stevens	1	0	1	1.0	0	0	.000	0	0	.000	0	0	.000	0	0	0	0.0	0	0	0	0	0	0	0	0.0											
13	Emeka Obukwelu	1	0	1	1.0	0	0	.000	0	0	.000	0	0	.000	0	0	0	0.0	0	0	0	0	0	0	0	0.0											
TEAM.....														2	4	6	1.5	0		1		0			0												
RAZORBACKS.....		4				104	236	.441	31	94	.330	58	75	.773	25	92	117	29.3	76	2	53	33	13	29	297	74.2											
Opponents.....		4				89	213	.418	16	62	.258	71	96	.740	45	112	157	39.2	72	-	34	62	11	12	265	66.2											

SCORE BY PERIODS:	1st	2nd	OT	Total
Arkansas	143	154	-	297
Opponents	131	134	-	265

DEADBALL REBOUNDS:	OFF	DEF	TOTAL
Arkansas	10	2	12
Opponents	10	2	12

2019-20 RAZORBACK GAME-BY-GAME STATISTICS

Opponent	Date	Score	W/L	• TOTAL •			• 3-PTRS •			• FT •			• REBOUNDS •				PF	A	TO	Blk	Stl	Pts	Avg
				FG	FGA	Pct	3FG	FGA	Pct	FT	FTA	Pct	Off	Def	Tot	Avg							
RICE	11/05/19	91-43	W	37	67	.552	10	25	.400	7	11	.636	10	35	45	45.0	16	19	21	5	14	91	91.0
NORTH TEXAS	11/12/19	66-43	W	20	45	.444	6	22	.273	20	24	.833	4	20	24	34.5	15	8	10	5	11	66	78.5
MONTANA	11/16/19	64-46	W	20	54	.370	4	20	.200	20	26	.769	14	23	37	35.3	18	9	13	2	11	64	73.7
TEXAS SOUTHERN	11/19/19	82-51	W	31	71	.437	6	26	.231	14	18	.778	11	25	36	35.5	14	13	10	10	13	82	75.8
SOUTH DAKOTA	11/22/19	77-56	W	31	66	.470	4	20	.200	11	12	.917	7	29	36	35.6	20	11	8	6	8	77	76.0
at Georgia Tech	11/25/19	62-61	Wot	22	59	.373	7	25	.280	11	16	.688	3	27	30	34.7	22	14	14	4	15	62	73.7
NORTHERN KY	11/30/19	66-60	W	23	55	.418	3	18	.167	17	22	.773	8	29	37	35.0	14	18	12	1	5	66	72.6
AUSTIN PEAY	12/03/19	69-61	W	22	46	.478	9	23	.391	16	18	.889	5	22	27	34.0	19	11	20	6	9	69	72.1
at Western Kentucky	12/07/19	79-86	Lot	28	67	.418	9	30	.300	14	20	.700	10	29	39	34.6	23	10	16	5	4	79	72.9
TULSA	12/14/19	98-79	W	34	60	.567	11	30	.367	19	29	.655	5	26	31	34.2	22	18	8	7	12	98	75.4
vs Valparaiso	12/21/19	72-68	W	21	52	.404	10	27	.370	20	31	.645	6	36	42	34.9	14	14	19	8	9	72	75.1
at Indiana	12/29/19	71-64	W	25	62	.403	12	31	.387	9	12	.750	9	26	35	34.9	18	11	11	3	5	71	74.8
TEXAS A&M	01/04/20	69-59	W	24	58	.414	10	29	.345	11	15	.733	8	19	27	34.3	17	12	9	2	9	69	74.3
at LSU	01/08/20	77-79	L	26	58	.448	8	25	.320	17	18	.944	3	21	24	33.6	22	9	7	4	8	77	74.5
at Ole Miss	01/11/20	76-72	W	23	56	.411	8	20	.400	22	27	.815	5	23	28	33.2	18	13	10	4	7	76	74.6
VANDERBILT	01/15/20	75-55	W	31	64	.484	5	20	.250	8	15	.533	9	29	38	33.5	19	19	7	3	5	75	74.6
Arkansas		1194		418	940	.445	122	391	.312	236	314	.752	117	419	536	33.5	291	209	195	75	145	1194	74.6
Opponents		983		356	905	.393	64	281	.228	207	304	.681	170	435	605	37.8	309	148	282	39	83	983	61.4

Games played: 16
 Points/game: 74.6
 FG Pct: 44.5
 3FG Pct: 31.2
 FT Pct: 75.2

Rebounds/game: 33.5
 Assists/game: 13.1
 Turnovers/game: 12.2
 Assist/turnover ratio: 1.1
 Steals/game: 9.1
 Blocks/game: 4.7

2019-20 OPPONENT GAME-BY-GAME STATISTICS

Opponent	Date	Score	W/L	• TOTAL •			• 3-PTRS •			• REBOUNDS •				PF	A	TO	Blk	Stl	Pts	Avg			
				FG	FGA	Pct	3FG	FGA	Pct	FT	FTA	Pct	Off								Def	Tot	Avg
RICE	11/05/19	91-43	W	16	56	.286	2	25	.080	9	15	.600	6	21	27	27.0	16	7	27	2	9	43	43.0
NORTH TEXAS	11/12/19	66-43	W	17	51	.333	2	17	.118	7	12	.583	14	23	37	32.0	22	8	18	0	3	43	43.0
MONTANA	11/16/19	64-46	W	18	56	.321	2	16	.125	8	14	.571	15	24	39	34.3	22	10	23	5	5	46	44.0
TEXAS SOUTHERN	11/19/19	82-51	W	19	55	.345	2	11	.182	11	19	.579	12	27	39	35.5	20	8	24	6	4	51	45.8
SOUTH DAKOTA	11/22/19	77-56	W	22	55	.400	3	12	.250	9	14	.643	6	24	30	34.4	15	11	13	1	5	56	47.8
at Georgia Tech	11/25/19	62-61	Wot	22	53	.415	2	12	.167	15	22	.682	10	37	47	36.5	16	7	24	1	6	61	50.0
NORTHERN KY	11/30/19	66-60	W	20	51	.392	8	24	.333	12	15	.800	5	27	32	35.9	19	9	12	4	10	60	51.4
AUSTIN PEAY	12/03/19	69-61	W	22	53	.415	6	19	.316	11	13	.846	10	20	30	35.1	21	8	21	0	4	61	52.6
at Western Kentucky	12/07/19	79-86	Lot	31	67	.463	5	19	.263	19	28	.679	12	32	44	36.1	19	11	15	4	7	86	56.3
TULSA	12/14/19	98-79	W	28	64	.438	4	18	.222	19	27	.704	14	25	39	36.4	23	10	13	1	5	79	58.6
vs Valparaiso	12/21/19	72-68	W	27	72	.375	7	25	.280	7	11	.636	9	34	43	37.0	27	13	16	1	9	68	59.5
at Indiana	12/29/19	71-64	W	25	59	.424	5	21	.238	9	18	.500	12	29	41	37.3	17	12	14	3	4	64	59.8
TEXAS A&M	01/04/20	69-59	W	21	45	.467	4	14	.286	13	20	.650	8	26	34	37.1	15	8	17	1	6	59	59.8
at LSU	01/08/20	77-79	L	27	66	.409	4	15	.267	21	28	.750	23	30	53	38.2	16	8	13	5	1	79	61.1
at Ole Miss	01/11/20	76-72	W	22	54	.407	3	13	.231	25	26	.962	10	30	40	38.3	24	6	16	4	5	72	61.9
VANDERBILT	01/15/20	75-55	W	19	48	.396	5	20	.250	12	22	.545	4	26	30	37.8	17	12	16	1	0	55	61.4
Opponents		983		356	905	.393	64	281	.228	207	304	.681	170	435	605	37.8	309	148	282	39	83	983	61.4
Arkansas		1194		418	940	.445	122	391	.312	236	314	.752	117	419	536	33.5	291	209	195	75	145	1194	74.6

Games played: 16

Points/game: 61.4

FG Pct: 39.3

3FG Pct: 22.8

FT Pct: 68.1

Rebounds/game: 37.8

Assists/game: 9.3

Turnovers/game: 17.6

Assist/turnover ratio: 0.5

Steals/game: 5.2

Blocks/game: 2.4

ARKANSAS RAZORBACKS

2019-20 GAME-BY-GAME POINTS-ASSISTS-REBOUNDS

Opponent	Date	Score	WL	0 CYLLA	1 JOE	2 BAILEY	3 SILLS	5 HARRIS	12 STEVENS	13 OBUKWELU	14 BELL	15 JONES	24 HENDERSON	33 WHITT	35 CHANEY
RICE	11/05/19	91-43	W	5-6-0	24-5-7	8-9-1	8-1-2	10-4-1	0-0-0	0-3-0	--	32-7-3	2-3-0	2-4-5	DNP
N TX	11/12/19	66-43	W	2-2-0	16-3-2	8-5-0	9-6-1	2-0-1	DNP	DNP	--	16-6-2	DNP	13-1-2	DNP
MONT	11/16/19	64-46	W	0-2-0	9-5-2	12-11-1	5-3-0	5-1-0	DNP	DNP	--	19-5-4	DNP	14-7-2	DNP
TX SOU	11/19/19	82-51	W	2-1-0	33-4-1	4-4-3	10-2-2	2-5-5	0-0-0	DNP	--	6-2-1	2-2-0	17-10-1	6-2-0
SD	11/22/19	77-56	W	7-4-0	5-5-5	7-3-0	6-4-1	8-1-2	DNP	DNP	--	14-7-0	DNP	24-7-1	6-2-2
at GA TECH	11/25/19	62-61	WOT	0-1-0	13-9-1	8-3-3	11-5-4	0-0-1	DNP	DNP	--	24-6-3	DNP	6-4-2	0-1-0
NKU	11/30/19	66-60	W	0-0-0	10-0-4	4-3-1	17-4-1	5-4-5	DNP	DNP	DNP	DNP-Inj	DNP	24-9-2	6-11-5
APSU	12/03/19	69-61	W	0-0-0	16-6-1	4-2-2	8-1-1	6-4-3	DNP	DNP	DNP	16-4-2	2-4-0	17-2-1	0-2-1
at WKU	12/07/19	79-86	LOT	0-0-0	18-4-2	7-4-0	20-1-0	9-1-2	DNP	DNP	DNP	8-9-1	0-0-0	17-12-4	0-6-1
TULSA	12/14/19	98-79	W	0-0-0	20-3-1	8-3-0	9-0-3	4-3-3	0-0-0	0-0-0	0-0-0	41-6-4	0-3-1	11-5-4	5-7-2
vs VALPO	12/21/19	72-68	W	0-2-0	21-7-1	10-5-0	4-5-0	4-6-3	DNP	DNP	DNP	20-9-4	DNP	10-3-4	3-2-2
at IND	12/29/19	71-64	W	DNP	24-5-0	3-8-0	10-5-1	0-1-1	DNP	DNP	DNP	21-6-6	DNP	7-3-3	6-4-0
TX A&M	01/04/20	69-59	W	0-1-0	17-5-2	2-1-0	13-4-1	6-4-5	DNP	DNP	DNP	17-6-3	DNP	12-4-1	2-0-0
at LSU	01/08/20	77-79	L	DNP	13-3-1	8-7-0	8-2-1	2-1-2	DNP	DNP	DNP	24-5-4	0-0-0	22-3-0	0-0-1
at OM	01/11/20	76-72	W	1-5-0	34-4-2	8-5-1	9-3-0	0-2-1	DNP	DNP	DNP	13-6-9	DNP	11-3-0	0-0-0
VANDY	01/15/20	75-55	W	0-0-0	12-4-3	3-5-0	13-7-2	2-2-4	0-0-0	0-0-0	0-1-0	1-7-8	0-0-0	30-8-0	14-3-2

ARKANSAS RAZORBACKS

2019-20 STARTING LINEUPS

Date	Opponent	Whitt	Sills	Joe	Jones	Bailey	Cylla	Outcome
Nov. 05	Rice	Whitt	Sills	Joe	Jones	Bailey	Cylla	W, 91-43
Nov. 12	North Texas	Whitt	Sills	Joe	Jones	Bailey	Harris	W, 66-43
Nov. 16	Montana	Whitt	Sills	Joe	Jones	Bailey	Cylla / Harris	W, 64-46
Nov. 19	Texas Southern	Whitt	Sills	Joe	Jones	Bailey	Harris	W, 82-51
Nov. 22	South Dakota	Whitt	Sills	Joe	Jones	Bailey	Cylla	W, 77-56
Nov. 25	@ Ga Tech	Whitt	Sills	Joe	Jones	Bailey	Chanev	W, 62-61 ot
Nov. 30	Northern Ky	Whitt	Sills	Joe	Cylla	Bailey	Chanev / Harris	W, 66-60
Dec. 03	Austin Peay	Whitt	Sills	Joe	Jones	Bailey	Chanev / Harris	W, 69-61
Dec. 07	@ Western Ky	Whitt	Sills	Joe	Jones	Bailey	Chanev	L, 79-86 ot
Dec. 14	Tulsa	Whitt	Sills	Joe	Jones	Bailey	Harris	W, 98-79
Dec. 22	vs Valpo	Whitt	Sills	Joe	Jones	Bailey	Harris	W, 72-68
Dec. 29	at Indiana	Whitt	Sills	Joe	Jones	Bailey	Chanev	W, 71-64
Jan. 04	Texas A&M	Whitt	Sills	Joe	Jones	Bailey	Harris	W, 69-59
Jan. 08	@ LSU	Whitt	Sills	Joe	Jones	Bailey	Chanev	L, 77-79
Jan. 11	@ Ole Miss	Whitt	Sills	Joe	Jones	Bailey	Cylla	W, 76-72
Jan. 15	Vanderbilt	Whitt	Sills	Joe	Jones	Bailey	Chanev	W, 75-55

RECORD BY LINEUP:

Whitt	Joe	Sills	Jones	Bailey	13-2	RECORD BY 1ST SUB (including ties)	
Whitt	Joe	Sills	Cylla	Bailey	1-0	Harris	8-0
						Chanev	5-2
						Cylla	4-0

ARKANSAS RAZORBACKS

2019-20 SPECIALTY STATS (ARKANSAS/OPPONENT)

Opponent	Pts in Paint	Pts Off TO	2nd Chance	Fast Break	Bench	Ties	Lead Chng	Ark Largest Lead	2nd	Best Ark Run	Opp Largest Lead	Best Opp Run	Ark Led	Opp Opp	Gm Tied			
RICE	42 / 26	29 / 19	7 / 0	30 / 15	17 / 16	1	2	48	03:25	2nd	12 pts	2	16:57	1st	8 pts	37:35	0:45	1:40
NORTH TEXAS	20 / 28	22 / 7	7 / 12	14 / 9	4 / 7	0	0	23	0:03	2nd	9 pts (2x)	-	-	-	7 pts	38:41	--	1:19
MONTANA	26 / 28	23 / 12	16 / 11	14 / 6	5 / 10	1	0	20	1:35	2nd	8 pts	-	-	-	6 pts	38:30	--	1:30
TEXAS SOUTHERN	44 / 28	25 / 6	12 / 7	24 / 18	12 / 21	0	2	31	0:58	2nd	12 pts	1	17:44	1st	8 pts	38:13	0:18	1:29
SOUTH DAKOTA	44 / 32	12 / 12	16 / 11	11 / 9	21 / 7	0	0	23	3:04	2nd	13 pts (2x)	-	-	-	6 pts	39:42	--	0:18
@ Georgia Tech	20 / 34	18 / 11	0 / 12	19 / 12	0 / 10	5	9	9	16:07	2nd	11 pts	3	9:02	1st	7 pts	32:08	3:15	9:36
NORTHERN KY	38 / 18	19 / 11	7 / 5	15 / 7	11 / 0	1	2	12	8:49	2nd	10 pts	9	15:01	1st	8 pts	22:43	16:16	1:01
AUSTIN PEAY	24 / 24	21 / 18	9 / 17	14 / 7	8 / 11	5	5	13	2:42	2nd	9 pts	5	19:43	1st	6 pts	31:43	4:13	4:11
@ Western Ky	26 / 46	17 / 23	8 / 15	13 / 15	9 / 19	12	11	6	13:38	2nd	7 pts	7	19:34	2nd	9 pts	16:11	21:45	7:03
Tulsa	30 / 42	23 / 8	5 / 14	27 / 8	9 / 10	0	2	23	2:30	2nd	12 pts	1	17:40	1st	6 pts	38:48	0:15	0:57
vs Valpo	16 / 30	16 / 30	4 / 12	18 / 11	7 / 20	7	11	13	12:32	1st	8 pts	8	7:27	2nd	8 pts	22:10	14:53	2:57
at Indiana	20 / 34	9 / 6	12 / 9	15 / 4	6 / 14	5	12	7	0:27	2nd	9 pts	11	16:04	2nd	7 pts	7:09	28:26	4:25
TEXAS A&M	22 / 26	17 / 7	7 / 9	8 / 7	8 / 6	7	7	10	3x	2nd	6 pts	3	19:29	1st	4 pts	30:05	6:08	3:47
@ LSU	24 / 34	15 / 10	0 / 26	16 / 4	2 / 4	13	19	11	4:06	1st	12 pts	8	19:20	2nd	8 pts	18:46	16:28	4:57
@ Ole Miss	22 / 32	19 / 6	3 / 9	15 / 6	1 / 2	7	9	8	16:14	1st	10 pts	11 (2x)	14:20	2nd	9 pts	15:01	22:27	2:32

DEFLECTIONS *(Arkansas career Only)*

Player	16-17	17-18	18-19	19-20	Career
Bailey	45	106	110	82	343
Chaney	-	-	115	31	146
Cylla	-	-	-	6	6
Harris	-	-	92	33	125
Henderson	-	-	7	7	14
Joe	-	-	110	41	151
Jones	-	-	84	62	146
Sills	-	-	60	40	100
Whitt	-	-	-	62	62

MOST IN A GAME 2019-20:

- 10 Jones (Montana)
- 9 Bailey (VAL)
- 8 Bailey (S DAK ● @LSU)
- 7 Bailey (Rice ● TXSOU) | Jones (TAM)
- 6 Chaney (TXSOU) | Whitt (GT ● VAL) | Bailey (WKU ● IND) | Jones (Tulsa)

CHARGES DRAWN *(Arkansas career Only)*

Player	16-17	17-18	18-19	19-20	Career
Bailey	4	4	3	4	33
Chaney	-	-	0	-	0
Cylla	-	-	-	-	0
Harris	-	-	4	3	7
Henderson	-	-	0	-	0
Joe	-	-	27*	9	36
Jones	-	-	0	2	2
Sills	-	-	3	2	5
Whitt	-	-	-	3	3

* - led team

DUNKS *(Arkansas career Only)*

Player	16-17	17-18	18-19	19-20	Career
Bailey	6	16	18	13	53
Chaney	-	-	17	9	26
Cylla	-	-	-	1	1
Harris	-	-	12	2	14
Henderson	-	-	2	2	4
Joe	-	-	2	3	5
Jones	-	-	0	1	1
Sills	-	-	1	2	3
Whitt	-	-	-	9	9

ARKANSAS RAZORBACKS

2019-20 GAME HIGHS IN...

Opponent	DATE	SCORE	RESULT	POINTS	REBOUNDS	ASSISTS	STEALS	BLOCKED SHOTS
RICE	11/05/19	91-43	W	32-Mason Jones	9-Adrio Bailey	7-Isaiah Joe	5-Mason Jones	1-Jimmy Whitt Jr. Adrio Bailey Jeantal Cylla Jalen Harris Ethan Henderson
NORTH TEXAS	11/12/19	66-43	W	16-Isaiah Joe Mason Jones	6-Mason Jones Desi Sills	2-Mason Jones Jimmy Whitt Jr. Isaiah Joe	4-Adrio Bailey	1-Isaiah Joe Jimmy Whitt Jr. Jalen Harris Adrio Bailey Desi Sills
MONTANA	11/16/19	64-46	W	19-Mason Jones	11-Adrio Bailey	4-Mason Jones	4-Jalen Harris Mason Jones	1-Mason Jones Adrio Bailey
TEXAS SOUTHERN	11/19/19	82-51	W	33-Isaiah Joe	10-Jimmy Whitt Jr.	5-Jalen Harris	5-Isaiah Joe	5-Adrio Bailey
SOUTH DAKOTA	11/22/19	77-56	W	24-Jimmy Whitt Jr.	7-Mason Jones Jimmy Whitt Jr.	5-Isaiah Joe	3-Jimmy Whitt Jr. Adrio Bailey	3-Reggie Chaney
at Georgia Tech	11/25/19	62-61	W ot	24-Mason Jones	9-Isaiah Joe	4-Desi Sills	6-Isaiah Joe	2-Jimmy Whitt Jr.
NORTHERN KENTUCKY	11/30/19	66-60	W	24-Jimmy Whitt Jr.	11-Reggie Chaney	5-Jalen Harris Reggie Chaney	2-Desi Sills	1-Desi Sills
AUSTIN PEAY	12/03/19	69-61	W	17-Jimmy Whitt Jr.	6-Isaiah Joe	3-Jalen Harris	2-Isaiah Joe Adrio Bailey Desi Sills Reggie Chaney	3-Ethan Henderson
at Western Kentucky	12/07/19	79-86	L ot	20-Desi Sills	12-Jimmy Whitt Jr.	4-Jimmy Whitt Jr.	2-Desi Sills	3-Reggie Chaney
TULSA	12/14/19	98-79	W	41-Mason Jones	7-Reggie Chaney	4-Jimmy Whitt Jr. Mason Jones	4-Mason Jones	2-Adrio Bailey
vs Valparaiso	12/21/19	72-68	W	21-Isaiah Joe	9-Mason Jones	4-Jimmy Whitt Jr. Mason Jones	3-Adrio Bailey Jimmy Whitt Jr.	5-Adrio Bailey
at Indiana	12/29/19	71-64	W	24-Isaiah Joe	8-Adrio Bailey	6-Mason Jones	2-Jimmy Whitt Jr.	2-Adrio Bailey
TEXAS A&M	01/04/20	69-59	W	17-Mason Jones Isaiah Joe	6-Mason Jones	5-Jalen Harris	3-Mason Jones	1-Jimmy Whitt Jr. Adrio Bailey
at LSU	01/08/20	77-79	L	24-Mason Jones	7-Adrio Bailey	4-Mason Jones	2-Mason Jones Jalen Harris Isaiah Joe	4-Adrio Bailey
at Ole Miss	01/11/20	76-72	W	34-Isaiah Joe	6-Mason Jones	9-Mason Jones	3-Mason Jones	2-Isaiah Joe Adrio Bailey
VANDERBILT	01/15/20	75-55	W	30-Jimmy Whitt Jr.	8-Jimmy Whitt Jr.	8-Mason Jones	2-Desi Sills	2-Jimmy Whitt Jr.

LED TEAM IN POINTS (including ties)	
Jones	7
Joe	6
Whitt	4
Sills	1

LED TEAM IN REBS (including ties)	
Jones	5
Bailey	4
Whitt	4
Joe	2
Chaney	2
Sills	1

LED TEAM IN ASSISTS (including ties)	
Jones	8
Harris	4
Whitt	4
Joe	3
Sills	1
Chaney	1

LED TEAM IN STEALS (including ties)	
Jones	6
Bailey	4
Joe	4
Sills	4
Whitt	3
Harris	2
Chaney	1

LED TEAM IN BLKS (including ties)	
Bailey	10
Whitt	5
Harris	2
Joe	2
Sills	2
Henderson	2
Chaney	2
Jones	1
Cylla	1

GAME 1 **43** **Rice** **19 24 43 91** **39 52 91**
Nov. 5, 2019 • Fayetteville, Ark.

Rice 43 • 0-1

#	Player	Total		3-Ptr		Rebounds			PF	TP	A	TO	Blk	Stl	Min
		FG-FGA	FT-FTA	FG-FGA	FT-FTA	Off	Def	Tot							
10	Robert Martin	f	1-7	0-2	3-4	1	2	3	3	5	0	4	0	0	29
02	Trey Murphy III	g	3-10	0-5	1-2	1	1	2	7	0	3	1	0	30	30
03	Ako Adams	g	4-10	2-7	3-3	0	1	1	3	13	1	6	0	1	19
23	Drew Peterson	g	0-5	0-3	0-0	0	8	8	0	0	2	4	0	0	23
24	Chris Mullins	g	1-7	0-2	0-2	1	2	3	1	2	1	1	1	2	24
00	Payton Moore	g	1-3	0-2	0-0	0	0	0	1	2	1	4	0	0	15
01	Josh Parrish	g	2-4	0-0	0-0	0	1	1	2	4	0	0	0	1	15
04	Quincy Olivari	g	2-6	0-4	2-4	0	2	2	3	6	1	0	0	1	14
05	Addison Owen	g	0-0	0-0	0-0	0	0	0	0	0	0	0	0	0	2
13	Tommy McCarthy	g	0-1	0-0	0-0	0	0	0	0	0	0	0	0	0	3
14	Reed Myers	g	0-0	0-0	0-0	0	0	0	0	0	0	0	0	0	2
15	Max Fiedler	g	2-3	0-0	0-0	0	2	2	0	4	0	0	0	0	7
20	Zach Crisler	g	0-0	0-0	0-0	0	0	0	1	0	1	2	0	0	12
35	Tim Harrison	g	0-0	0-0	0-0	1	1	2	0	0	0	0	0	0	5
	Team					2	1	3			3				
	Totals		16-56	2-25	9-15	6	21	27	16	43	7	27	2	9	200

FG % 1st Half:	8-25	32.0%	2nd half:	8-31	25.8%	Game:	16-56	28.6%	Deadball Rebounds	3.1
3FG % 1st Half:	2-13	15.4%	2nd half:	0-12	0.0%	Game:	2-25	8.0%		
FT % 1st Half:	1-4	25.0%	2nd half:	8-11	72.7%	Game:	9-15	60.0%		

Arkansas 91 • 1-0

#	Player	Total		3-Ptr		Rebounds			PF	TP	A	TO	Blk	Stl	Min
		FG-FGA	FT-FTA	FG-FGA	FT-FTA	Off	Def	Tot							
02	Adrio Bailey	f	4-7	0-0	0-0	2	7	9	3	8	1	3	1	3	21
01	Isaiah Joe	g	10-18	4-11	0-0	0	5	5	1	24	7	5	0	0	32
03	Desi Sills	g	4-8	0-3	0-0	0	1	1	3	8	2	3	0	0	29
15	Mason Jones	g	12-18	4-8	4-4	1	6	7	0	32	3	3	0	5	33
33	Jimmy Whitt Jr.	g	1-4	0-0	0-0	2	2	4	0	2	5	2	1	1	28
00	Jeantal Cylia	g	2-7	0-1	1-2	1	5	6	2	5	0	2	1	0	21
05	Jalen Harris	g	3-4	2-2	2-4	0	4	4	4	10	1	2	1	3	22
12	Ty Stevens	g	0-0	0-0	0-1	0	0	0	0	0	0	0	0	0	1
13	Emeka Obukwelu	g	0-0	0-0	0-0	1	2	3	0	0	0	0	0	0	1
24	Ethan Henderson	g	1-1	0-0	0-0	0	3	3	3	2	0	1	1	1	12
	Team					3	0	3							
	Totals		37-67	10-25	7-11	10	35	45	16	91	19	21	5	14	200

FG % 1st Half:	16-33	48.5%	2nd half:	21-34	61.8%	Game:	37-67	55.2%	Deadball Rebounds	2.1
3FG % 1st Half:	4-12	33.3%	2nd half:	6-13	46.2%	Game:	10-25	40.0%		
FT % 1st Half:	3-4	75.0%	2nd half:	4-7	57.1%	Game:	7-11	63.6%		

Officials: Robert Felder, Gerald Williams, K.B. Burdett Jr.
 Technical fouls: Rice-None, Arkansas-None.
 Attendance: 17274

Score by periods	1st	2nd	Total	In	Off	2nd	Fast	Bench
Rice	19	24	43	Points	Paint	T/O	Chance	Break
Arkansas	39	52	91	26	19	0	15	16
				42	29	5	30	17

Last FG - RICE 2nd-00:36, ARK 2nd-00:24.
 Largest lead - RICE by 2 1st-16:57, ARK by 48 2nd-03:25.
 RICE led for 00:45, ARK led for 37:35. Game was tied for 01:40.

GAME 3 **46** **Montana** **18 28 46 64** **31 33 64 64**
Nov. 16, 2019 • Fayetteville, Ark.

Montana 46 • 1-2

#	Player	Total		3-Ptr		Rebounds			PF	TP	A	TO	Blk	Stl	Min
		FG-FGA	FT-FTA	FG-FGA	FT-FTA	Off	Def	Tot							
00	Kyle Owens	f	0-2	0-0	0-0	1	1	2	3	0	1	0	0	0	13
23	Mack Anderson	g	4-7	0-0	1-1	3	4	7	4	9	1	3	2	0	25
02	Kendal Manuel	g	5-16	2-7	0-0	0	5	5	2	12	0	1	0	1	32
03	Josh Vazquez	g	0-7	0-4	2-2	1	1	2	3	2	2	3	0	2	21
04	Sayed Pridgett	g	5-12	0-1	3-5	3	4	7	3	13	2	7	1	1	38
01	Timmy Falls	g	1-4	0-2	0-2	0	2	2	4	2	3	5	1	1	31
10	Eddy Egun	g	0-3	0-2	0-0	0	2	2	1	0	1	2	0	0	14
35	Derrick Carter-Holli	g	3-5	0-0	2-4	2	3	5	2	8	0	1	1	0	26
	Team					5	2	7			1				
	Totals		18-56	2-16	8-14	15	24	39	22	46	10	23	5	5	200

FG % 1st Half:	8-31	25.8%	2nd half:	10-25	40.0%	Game:	18-56	32.1%	Deadball Rebounds	4
3FG % 1st Half:	0-6	0.0%	2nd half:	2-10	20.0%	Game:	2-16	12.5%		
FT % 1st Half:	2-3	66.7%	2nd half:	6-11	54.5%	Game:	8-14	57.1%		

Arkansas 64 • 3-0

#	Player	Total		3-Ptr		Rebounds			PF	TP	A	TO	Blk	Stl	Min
		FG-FGA	FT-FTA	FG-FGA	FT-FTA	Off	Def	Tot							
02	Adrio Bailey	f	4-7	0-1	4-6	5	6	11	4	12	1	1	1	0	31
01	Isaiah Joe	g	2-13	2-9	3-5	0	5	5	1	9	2	0	0	0	37
03	Desi Sills	g	2-8	0-4	1-2	1	2	3	4	5	0	3	0	2	25
15	Mason Jones	g	5-13	1-5	8-8	3	2	5	2	19	4	2	1	4	35
33	Jimmy Whitt Jr.	g	6-12	0-0	2-3	2	5	7	3	14	2	4	0	1	28
00	Jeantal Cylia	g	0-0	0-0	0-0	1	1	2	2	0	0	3	0	0	19
05	Jalen Harris	g	1-1	1-1	2-2	1	0	1	2	5	0	0	0	4	25
	Team					1	2	3							
	Totals		20-54	4-20	20-26	14	23	37	18	64	9	13	2	11	200

FG % 1st Half:	10-28	35.7%	2nd half:	10-26	38.5%	Game:	20-54	37.0%	Deadball Rebounds	2.2
3FG % 1st Half:	3-13	23.1%	2nd half:	1-7	14.3%	Game:	4-20	20.0%		
FT % 1st Half:	8-11	72.7%	2nd half:	12-15	80.0%	Game:	20-26	76.9%		

Officials: Troy Mathis, Randy Heimerman, Vladimir Voyard-Tadal
 Technical fouls: Montana-None, Arkansas-None.
 Attendance: 13058

Score by periods	1st	2nd	Total	In	Off	2nd	Fast	Bench
Montana	18	28	46	Points	Paint	T/O	Chance	Break
Arkansas	31	33	64	28	12	10	6	10
				26	23	14	14	5

Last FG - MONT 2nd-03:49, ARK 2nd-02:20.
 Largest lead - MONT None, ARK by 20 2nd-01:35.
 MONT led for 00:00, ARK led for 38:03. Game was tied for 01:30.

GAME 2 **43** **North Texas** **16 17 43 66** **28 38 66 66**
Nov. 12, 2019 • Fayetteville, Ark.

North Texas 43 • 1-2

#	Player	Total		3-Ptr		Rebounds			PF	TP	A	TO	Blk	Stl	Min
		FG-FGA	FT-FTA	FG-FGA	FT-FTA	Off	Def	Tot							
23	Deng Geu	f	4-6	1-2	1-2	0	6	6	3	10	0	2	0	0	25
24	Zachary Simmons	f	3-7	0-0	0-1	4	5	9	4	6	1	0	0	0	17
00	James Reese	g	1-5	0-3	2-2	1	2	3	1	4	2	0	0	1	32
01	Umoja Gibson	g	3-11	1-5	0-2	0	2	2	1	7	1	0	0	0	22
03	Javion Hamlet	g	3-9	0-2	3-3	1	0	1	0	9	1	5	0	0	27
02	Roosevelt Smart	g	1-4	0-3	1-2	0	0	0	1	3	0	2	0	1	17
04	Jalen Jackson	g	0-2	0-0	0-0	1	1	2	3	0	2	2	0	1	8
10	Jahmiah Simmons	g	0-0	0-0	0-0	0	1	1	3	0	1	0	0	0	7
13	Thomas Bell	g	0-3	0-1	0-0	0	4	4	1	0	1	1	0	0	22
22	Larry Wise	g	2-4	0-1	0-0	2	1	3	0	4	0	2	0	0	11
55	DJ Draper	g	0-0	0-0	0-0	0	0	0	5	0	0	1	0	0	12
	Team					5	1	6			2				
	Totals		17-51	2-17	7-12	14	23	37	22	43	8	18	0	3	200

FG % 1st Half:	7-26	26.9%	2nd half:	10-25	40.0%	Game:	17-51	33.3%	Deadball Rebounds	2.1
3FG % 1st Half:	0-9	0.0%	2nd half:	2-8	25.0%	Game:	2-17	11.8%		
FT % 1st Half:	2-2	100.0%	2nd half:	5-10	50.0%	Game:	7-12	58.3%		

Arkansas 66 • 2-0

#	Player	Total		3-Ptr		Rebounds			PF	TP	A	TO	Blk	Stl	Min
		FG-FGA	FT-FTA	FG-FGA	FT-FTA	Off	Def	Tot							
02	Adrio Bailey	f	3-4	1-2	1-2	2	3	5	1	8	0	1	1	4	28
01	Isaiah Joe	g	5-9	4-6	2-2	0	3	3	0	16	2	3	1	3	38
03	Desi Sills	g	3-8	0-4	3-5	0	6	6	2	9	1	2	1	1	34
15	Mason Jones	g	3-8	1-5	9-9	2	4	6	2	16	2	1	0	0	29
33	Jimmy Whitt Jr.	g	5-10	0-0	3-4	0	1	1	4	13	2	1	1	3	35
00	Jeantal Cylia	g	1-4	0-3	0-0	2	2	2	2	2	0	1	0	0	18
05	Jalen Harris														

GAME 5 **56** South Dakota **24 32** **56** **77** **ARKANSAS** **39 38** **77**
Nov. 22, 2019 • Fayetteville, Ark.

South Dakota 56 • 5-1

#	Player	Total			3-Ptr			Rebounds			PF	TP	A	TO	Blk	Stl	Min
		FG-FGA	FG-FGA	FT-FTA	FG-FGA	FG-FGA	FT-FTA	Off	Def	Tot							
25	Tyler Hagedorn	f	5-12	0-2	5-6	2	5	7	2	15	3	2	0	0	32		
00	Stanley Umude	g	5-14	1-1	2-2	1	7	8	0	13	0	1	1	0	32		
03	Triston Simpson	g	3-6	0-1	0-0	0	1	1	0	6	3	3	0	1	39		
10	Cody Kelley	g	4-9	2-6	0-2	0	3	3	4	10	2	3	0	1	34		
22	Tyler Peterson	g	2-5	0-0	1-2	2	1	3	4	5	3	2	0	2	31		
01	Ty Chisom	g	2-4	0-0	1-2	0	4	4	3	5	0	1	0	1	15		
05	Kruz Perrott-Hunt	g	0-1	0-1	0-0	0	1	1	1	0	0	1	0	0	4		
20	Brandon Armstrong	g	1-4	0-1	0-0	0	1	1	1	2	0	0	0	0	13		
	Team					1	1	2									
	Totals		22-55	3-12	9-14	6	24	30	15	56	11	13	1	5	200		

FG % 1st Half: 10-30 33.3% 2nd half: 12-25 48.0% Game: 22-55 40.0% Deadball Rebounds 2.2
 3FG % 1st Half: 1-6 16.7% 2nd half: 2-6 33.3% Game: 3-12 25.0%
 FT % 1st Half: 3-7 42.9% 2nd half: 6-7 85.7% Game: 9-14 64.3%

Arkansas 77 • 5-0

#	Player	Total			3-Ptr			Rebounds			PF	TP	A	TO	Blk	Stl	Min
		FG-FGA	FG-FGA	FT-FTA	FG-FGA	FG-FGA	FT-FTA	Off	Def	Tot							
02	Adrio Bailey	f	3-7	1-1	0-0	0	3	3	4	7	0	1	1	3	21		
01	Isaiah Joe	g	2-10	1-6	0-0	2	3	5	2	5	5	1	0	0	35		
03	Desi Sills	g	2-8	1-6	1-1	0	4	4	2	6	1	3	0	0	34		
15	Mason Jones	g	5-12	0-3	4-4	1	6	7	4	14	0	3	0	1	23		
33	Jimmy Whitt Jr.	g	11-14	0-0	2-3	1	6	7	1	24	1	0	1	3	35		
00	Jeantal Cylla	g	3-7	1-2	0-0	1	3	4	2	7	0	0	1	0	14		
05	Jalen Harris	g	2-5	0-2	4-4	0	1	1	1	8	2	0	0	0	23		
35	Reggie Chaney	g	3-3	0-0	0-0	1	1	2	4	6	2	0	3	1	15		
	Team					1	2	3									
	Totals		31-66	4-20	11-12	7	29	36	20	77	11	8	6	8	200		

FG % 1st Half: 15-35 42.9% 2nd half: 16-31 51.6% Game: 31-66 47.0% Deadball Rebounds 3.1
 3FG % 1st Half: 4-14 28.6% 2nd half: 0-6 0.0% Game: 4-20 20.0%
 FT % 1st Half: 5-6 83.3% 2nd half: 6-6 100.0% Game: 11-12 91.7%

Officials: Nathan Bemis,R.B. Clyburn,Owen Shortt
 Technical fouls: South Dakota-None. Arkansas-None.
 Attendance: 12581

Score by periods	1st	2nd	Total
South Dakota	24	32	56
Arkansas	39	38	77

Points	In	Off	2nd	Fast	Bench
	Paint	T/O	Chance	Break	
SD	32	12	4	9	7
ARK	44	12	12	11	21

Last FG - SD 2nd-02:11, ARK 2nd-01:14.
 Largest lead - SD None, ARK by 23 2nd-03:04.
 SD led for 00:00. ARK led for 39:42. Game was tied for 00:18.

Score tied - 0 times.
 Lead changed - 0 times.

GAME 7 **60** Northern Kentucky **28 32** **60** **66** **ARKANSAS** **33 33** **66**
Nov. 30, 2019 • Fayetteville, Ark.

Northern Kentucky 60 • 5-3

#	Player	Total			3-Ptr			Rebounds			PF	TP	A	TO	Blk	Stl	Min
		FG-FGA	FG-FGA	FT-FTA	FG-FGA	FG-FGA	FT-FTA	Off	Def	Tot							
00	Silas Adheke	f	0-0	0-0	0-0	0	4	4	0	0	0	1	0	1	10		
32	Dantez Walton	f	10-14	4-6	6-8	1	9	10	3	30	2	5	4	4	38		
05	Bryson Langdon	g	2-7	1-3	1-1	1	2	3	4	6	0	2	0	1	36		
12	Trevon Faulkner	g	4-13	1-4	5-6	0	2	2	14	4	1	0	2	39			
15	Tyler Sharpe	g	4-11	2-6	0-0	0	3	3	5	10	2	2	0	1	37		
01	Adham Eleeda	g	0-4	0-4	0-0	0	5	5	2	0	1	1	0	1	25		
14	Karl Harris	g	0-1	0-0	0-0	0	0	0	3	0	0	0	0	0	7		
30	Bryant Mocaby	g	0-1	0-1	0-0	0	0	0	0	0	0	0	0	0	8		
	Team					3	2	5									
	Totals		20-51	8-24	12-15	5	27	32	19	60	9	12	4	10	200		

FG % 1st Half: 10-26 38.5% 2nd half: 10-25 40.0% Game: 20-51 39.2% Deadball Rebounds 0
 3FG % 1st Half: 5-13 38.5% 2nd half: 3-11 27.3% Game: 8-24 33.3%
 FT % 1st Half: 3-4 75.0% 2nd half: 9-11 81.8% Game: 12-15 80.0%

Arkansas 66 • 7-0

#	Player	Total			3-Ptr			Rebounds			PF	TP	A	TO	Blk	Stl	Min
		FG-FGA	FG-FGA	FT-FTA	FG-FGA	FG-FGA	FT-FTA	Off	Def	Tot							
00	Jeantal Cylla	f	0-0	0-0	0-0	0	0	0	0	0	0	0	0	0	6		
02	Adrio Bailey	f	1-5	0-1	2-3	1	2	3	0	4	1	3	0	1	19		
01	Isaiah Joe	g	2-11	2-10	4-5	0	0	0	1	10	4	3	0	0	39		
03	Desi Sills	g	7-15	0-5	3-5	0	4	4	3	17	1	2	1	2	39		
33	Jimmy Whitt Jr.	g	9-15	0-0	6-7	3	6	9	4	24	2	1	0	1	38		
05	Jalen Harris	g	1-4	1-2	2-2	0	4	4	1	5	5	2	0	1	35		
35	Reggie Chaney	g	3-5	0-0	0-0	2	9	11	5	6	5	1	0	0	24		
	Team					2	4	6									
	Totals		23-55	3-18	17-22	8	29	37	14	66	18	12	1	5	200		

FG % 1st Half: 14-31 45.2% 2nd half: 9-24 37.5% Game: 23-55 41.8% Deadball Rebounds 2
 3FG % 1st Half: 2-10 20.0% 2nd half: 1-8 12.5% Game: 3-18 16.7%
 FT % 1st Half: 3-6 50.0% 2nd half: 14-16 87.5% Game: 17-22 77.3%

Officials: Wil Howard,Patrick Evans,Tony Greene
 Technical fouls: Northern Kentucky-None. Arkansas-None.
 Attendance: 14080

Score by periods	1st	2nd	Total
Northern Kentucky	28	32	60
Arkansas	33	33	66

Points	In	Off	2nd	Fast	Bench
	Paint	T/O	Chance	Break	
NKU	18	11	3	7	0
ARK	38	19	7	15	11

Last FG - NKU 2nd-00:24, ARK 2nd-02:45.
 Largest lead - NKU by 9 1st-15:01, ARK by 12 2nd-08:49.
 NKU led for 16:16. ARK led for 22:43. Game was tied for 01:01.

Score tied - 1 time.
 Lead changed - 2 times.

GAME 6 **62** Arkansas **33 26 3 62** **61** **ARKANSAS** **30 29 2 61**
Nov. 25, 2019 • Atlanta, Ga.

Arkansas 62 • 6-0

#	Player	Total			3-Ptr			Rebounds			PF	TP	A	TO	Blk	Stl	Min	
		FG-FGA	FG-FGA	FT-FTA	FG-FGA	FG-FGA	FT-FTA	Off	Def	Tot								
02	Adrio Bailey	f	3-5	0-0	2-2	0	2	2	0	2	2	3	8	3	3	1	2	32
01	Isaiah Joe	g	4-15	3-11	2-2	0	9	9	3	13	1	1	0	6	43			
03	Desi Sills	g	5-9	1-3	0-0	2	2	4	4	11	4	2	0	1	39			
15	Mason Jones	g	7-13	3-8	7-10	0	7	7	4	24	3	6	0	5	39			
33	Jimmy Whitt Jr.	g	3-12	0-0	0-2	0	4	4	3	6	2	0	2	0	44			
00	Jeantal Cylla	g	0-2	0-2	0-0	0	1	1	2	0	0	0	0	0	8			
05	Jalen Harris	g	0-2	0-1	0-0	0	0	0	1	0	1	0	0	0	8			
35	Reggie Chaney	g	0-1	0-0	0-0	1	1	2	2	0	0	1	1	1	12			
	Team					0	1	1										
	Totals		22-59	7-25	11-16	3	27	30	22	62	14	14	4	15	225			

FG % 1st Half: 12-31 38.7% 2nd half: 9-23 39.1% OT: 1-5 20.0% Game: 22-59 37.3% Deadball Rebounds 2
 3FG % 1st Half: 5-15 33.3% 2nd half: 1-7 14.3% OT: 1-3 33.3% Game: 7-25 28.0%
 FT % 1st Half: 4-7 57.1% 2nd half: 7-8 87.5% OT: 0-1 0.0% Game: 11-16 68.8%

Georgia Tech 61 • 2-2

#	Player	Total			3-Ptr			Rebounds			PF	TP	A	TO	Blk	Stl	Min
		FG-FGA	FG-FGA	FT-FTA	FG-FGA	FG-FGA	FT-FTA	Off	Def	Tot							
05	Moses Wright	f	3-4	0-0	0-0	0	4	4	2	6	1	5	0	0	22		
12	Khalid Moore	f	1-5	0-1	1-3	1	6	7	2	3	0	4	0	1	37		
01	James Banks III	c	6-10	0-0	8-10	4	10	14	4	20	1	4	1	1	38		
00	Michael Devoe	g	4-16	0-2	4-6	1	5	6	5	12	3	1	0	2	43		
11	Bubba Parham	g	3-7	2-4	2-2	2	2	4	1	10	2	5	0	0	40		
02	Shembari Phillips	g	0-1	0-1	0-0	0	0	0	0	0	0	0	0	0	1		
03	Evan Cole	g	4-6	0-1	0-1	1	8	9	2	8	0	4	0	1	20		
23	Asanti Price	g	1-4	0-3	0-0	1	1	2	0	2	0	1	0	1	24		
	Team					0	1	1									
	Totals		22-53	2-12	15-22	10	37	47	16	61	7	24	1	6	225		

FG % 1st Half: 10-21 47.6% 2nd half: 11-27 40.7% OT: 1-5 20.0% Game: 22-53 41.5% Deadball Rebounds 1
 3FG % 1st Half: 2-9 22.2% 2nd half: 0-2 0.0% OT: 0-1 0.0% Game: 2-12 16.7%
 FT % 1st Half: 8-11 72.7% 2nd half: 7-11 63.6% OT: 0-0 0.0% Game: 15-22 68.2%

Officials: Bill Covington, Jr.,Michael Stephens,Ted Valentine
 Technical fouls: Arkansas-None. Georgia Tech-TEAM.
 Attendance: 6547

Score by periods	1st	2nd	OT	Total
Arkansas	33	26	3	62
Georgia Tech	30	29	2	61

Points	In	Off	2nd	Fast	Bench
	Paint	T/O	Chance	Break	
ARK	20	18	0	19	0
GATECH	34	13	12	12	10

Last FG - ARK OT-00:01, GATECH OT-00:21.
 Largest lead - ARK by 9 2nd-16:07, GATECH by 3 1st-09:02.
 ARK led for 32:08. GATECH led for 03:15. Game was tied for 09:36.

Score tied - 5 times.
 Lead changed - 9 times.

GAME 8 **61** Austin Peay **30 31 61** **69** **ARKANSAS** **34 35 69**
Dec. 3, 2019 • Fayetteville, Ark.

GAME 9 **79** **ARKANSAS** **28 45 6 79** **86** **Western Kentucky** **33 40 13 86**
 Dec. 7, 2019 • Bowling Green, Ky.

Arkansas 79 • 8-1

#	Player	Total		3-Ptr		Rebounds			PF	TP	A	TO	Blk	Stl	Min
		FG-FGA	FG-FGA	FT-FTA	Off	Def	Tot								
02	Adrio Bailey	f	3-6	0-1	1-2	2	2	4	4	7	0	0	1	0	30
01	Isaiah Joe	g	6-15	5-14	1-3	1	3	4	1	18	2	5	1	0	42
03	Desi Sills	g	7-11	3-7	3-3	0	1	1	4	20	0	3	0	2	36
15	Mason Jones	g	1-9	0-4	6-6	1	8	9	3	8	1	3	0	0	36
33	Jimmy Whitt Jr.	g	8-18	0-0	1-3	3	9	12	5	17	4	1	0	1	44
00	Jeantal Cylla	g	0-0	0-0	0-0	0	0	0	0	0	0	0	0	0	0+
05	Jalen Harris	g	3-8	1-4	2-3	0	1	1	3	9	2	1	0	1	23
24	Ethan Henderson	g	0-0	0-0	0-0	0	0	0	0	0	0	0	0	0	1
35	Reggie Chaney	g	0-0	0-0	0-0	2	4	6	3	0	1	2	3	0	13
	Team					1	1	2			1				
	Totals		28-67	9-30	14-20	10	29	39	23	79	10	16	5	4	225

FG % 1st Half:	12-27	44.4%	2nd half:	14-33	42.4%	OT:	2-7	28.6%	Game:	28-67	41.8%	Deadball	
3FG % 1st Half:	3-11	27.3%	2nd half:	6-16	37.5%	OT:	0-3	0.0%	Game:	9-30	30.0%	Rebounds	3
FT % 1st Half:	1-4	25.0%	2nd half:	11-12	91.7%	OT:	2-4	50.0%	Game:	14-20	70.0%		

Western Kentucky 86 • 7-3

#	Player	Total		3-Ptr		Rebounds			PF	TP	A	TO	Blk	Stl	Min
		FG-FGA	FG-FGA	FT-FTA	Off	Def	Tot								
02	Jared Savage	f	4-10	3-8	3-3	0	6	6	0	14	0	2	0	2	39
22	Carson Williams	f	3-6	0-0	2-3	1	6	7	2	8	1	1	2	0	33
23	Charles Bassey	c	4-6	0-0	2-2	4	2	6	3	10	1	4	1	0	23
05	Camron Justice	g	5-12	1-5	1-2	0	4	4	4	12	1	4	0	2	31
11	Taveion Hollingsworth	g	8-14	1-3	6-8	2	7	9	4	23	6	2	0	2	43
03	Jordan Rawls	g	1-7	0-1	0-2	0	0	0	1	2	1	1	0	1	18
04	Josh Anderson	g	5-8	0-2	5-8	1	5	6	4	15	1	1	1	0	32
10	Jeremiah Gambrell	g	0-1	0-0	0-0	0	0	0	0	0	0	0	0	0	2
14	Matt Horton	g	1-3	0-0	0-0	2	0	2	1	2	0	0	0	0	4
	Team					2	2	4							
	Totals		31-67	5-19	19-28	12	32	44	19	86	11	15	4	7	225

FG % 1st Half:	13-32	40.6%	2nd half:	14-29	48.3%	OT:	4-6	66.7%	Game:	31-67	46.3%	Deadball	
3FG % 1st Half:	3-11	27.3%	2nd half:	2-7	28.6%	OT:	0-1	0.0%	Game:	5-19	26.3%	Rebounds	4
FT % 1st Half:	4-9	44.4%	2nd half:	10-13	76.9%	OT:	5-6	83.3%	Game:	19-28	67.9%		

Officials: Kevin Mathis, Joe DeRosa, Antinio Petty
 Technical fouls: Arkansas-None. Western Kentucky-None.
 Attendance: 6862

Score by periods	1st	2nd	OT	Total
Arkansas	28	45	6	79
Western Kentucky	33	40	13	86

	In	Off	2nd	Fast	Bench
Points	26	17	8	13	9
Paint	46	23	15	15	19
T/O					
Chance					
Break					

Last FG - ARK OT-03:12, WKU OT-00:06.
 Largest lead - ARK by 6 2nd-13:38, WKU by 7 2nd-19:34.
 ARK led for 16:12, WKU led for 21:45. Game was tied for 07:03.

Score tied - 12 times.
 Lead changed - 11 times.

GAME 11 **68** **Valparaiso** **34 34 68** **72** **ARKANSAS** **32 40 72**
 Dec. 22, 2019 • North Little Rock, Ark.

Valparaiso 68 • 7-6

#	Player	Total		3-Ptr		Rebounds			PF	TP	A	TO	Blk	Stl	Min
		FG-FGA	FG-FGA	FT-FTA	Off	Def	Tot								
05	Donovan Clay	f	1-3	1-1	0-0	0	2	2	4	3	0	3	0	0	16
22	Mileek McMillan	f	6-10	1-4	1-1	2	7	9	5	14	1	1	0	0	24
33	John Kiser	f	4-6	0-1	0-0	0	5	5	3	8	1	0	0	0	29
00	Javon Freeman-Libert	g	7-21	3-9	4-8	0	7	7	4	21	6	5	0	4	38
04	Daniel Sackey	g	1-12	0-3	0-0	1	4	5	3	2	4	4	0	3	36
02	Zion Morgan	g	2-6	0-2	0-0	2	7	9	2	4	1	0	1	0	13
10	Eron Gordon	g	4-10	2-5	0-0	1	0	1	4	10	0	3	0	1	28
23	Ben Krikke	g	2-4	0-0	2-2	2	1	3	2	6	0	0	0	1	16
	Team					1	1	2							
	Totals		27-72	7-25	7-11	9	34	43	27	68	13	16	1	9	200

FG % 1st Half:	14-36	38.9%	2nd half:	13-36	36.1%	Game:	27-72	37.5%	Deadball	
3FG % 1st Half:	2-10	20.0%	2nd half:	5-15	33.3%	Game:	7-25	28.0%	Rebounds	3
FT % 1st Half:	4-7	57.1%	2nd half:	3-4	75.0%	Game:	7-11	63.6%		

Arkansas 72 • 10-1

#	Player	Total		3-Ptr		Rebounds			PF	TP	A	TO	Blk	Stl	Min
		FG-FGA	FG-FGA	FT-FTA	Off	Def	Tot								
02	Adrio Bailey	f	3-5	2-3	2-5	1	4	5	1	10	0	1	5	3	27
01	Isaiah Joe	f	5-16	5-14	6-7	0	7	7	2	21	1	1	1	1	38
03	Desi Sills	g	1-4	1-3	1-2	1	4	5	0	4	0	1	1	1	20
15	Mason Jones	g	5-12	2-5	8-9	1	8	9	4	20	4	7	0	0	29
33	Jimmy Whitt Jr.	g	5-10	0-0	0-1	2	1	3	2	10	4	3	0	3	37
00	Jeantal Cylla	g	0-0	0-0	0-0	0	2	2	1	0	0	1	0	0	4
05	Jalen Harris	g	2-4	0-2	0-1	1	5	6	2	4	3	2	1	1	32
35	Reggie Chaney	g	0-1	0-0	3-6	0	2	2	2	3	2	2	0	0	13
	Team					0	2	3			1				
	Totals		21-52	10-27	20-31	6	36	42	14	72	14	19	8	9	200

FG % 1st Half:	12-28	42.9%	2nd half:	9-24	37.5%	Game:	21-52	40.4%	Deadball	
3FG % 1st Half:	4-13	30.8%	2nd half:	6-14	42.9%	Game:	10-27	37.0%	Rebounds	2.1
FT % 1st Half:	4-10	40.0%	2nd half:	16-21	76.2%	Game:	20-31	64.5%		

Officials: Chris Ford, John Hampton, Steven Anderson
 Technical fouls: Valparaiso-Eron Gordon. Arkansas-TEAM.
 Attendance: 15630

Score by periods	1st	2nd	Total
Valparaiso	34	34	68
Arkansas	32	40	72

	In	Off	2nd	Fast	Bench
Points	30	11	11	13	20
Paint	16	18	4	22	7
T/O					
Chance					
Break					

Last FG - VALPO 2nd-00:26, ARK 2nd-00:53.
 Largest lead - VALPO by 8 2nd-07:27, ARK by 13 1st-12:32.
 VALPO led for 14:53, ARK led for 22:10. Game was tied for 02:55.

Score tied - 7 times.
 Lead changed - 11 times.

GAME 10 **79** **ARKANSAS** **34 45 79** **98** **Tulsa** **50 48 98**
 Dec. 14, 2019 • Fayetteville, Ark.

Tulsa 79 • 8-3

#	Player	Total		3-Ptr		Rebounds			PF	TP	A	TO	Blk	Stl	Min
		FG-FGA	FG-FGA	FT-FTA	Off	Def	Tot								
01	Martins Igbanu	f	6-10	0-1	6-9	2	3	5	3	18	0	3	0	1	29
00	Brandon Rachal	g	6-14	0-3	2-4	2	6	8	1	14	0	3	1	0	32
03	Elijah Joiner	g	5-7	1-2	8-11	0	4	4	2	19	2	1	0	1	32
11	Darrien Jackson	g	4-7	0-0	2-2	2	2	4	4	10	2	1	0	3	26
22	Reggie Jones	g	3-6	1-3	1-1	0	1	1	3	8	2	1	0	0	18
04	Isaiah Hill	g	2-7	2-5	0-0	1	1	2	3	6	3	1	0	0	19
05	Lawson Korita	g	1-8	0-4	0-0	0	5	5	2	2	0	1	0	0	24
12	Emmanuel Ugboh	g	0-1	0-0	0-0	1	0	1	2	0	1	2	0	0	5
13	George Christopoulos	g	0-0	0-0	0-0	0	0	0	1	0	0	0	0	0	1
15	Josh Earley	g	1-3	0-0	0-0	2	1	3	2	2	0	0	0	0	9
41	Jeriah Horne	g	0-1	0-0	0-0	0	0	0	0	0	0	0	0	0	5
	Team					4	2	6							
	Totals		28-64	4-18	19-27	14	25	39	23	79	10	13	1	5	200

FG % 1st Half:	12-29	41.4%	2nd half:	16-35	45.7%	Game:	28-64	43.8%	Deadball	
3FG % 1st Half:	1-6	16.7%	2nd half:	3-12	25.0%	Game:	4-18	22.2%	Rebounds	4.1
FT % 1st Half:	9-13	69.2%	2nd half:	10-14	71.4%	Game:	19-27	70.4%		

Arkansas 98 • 9-1

#	Player	Total		3-Ptr		Rebounds			PF	TP	A	TO	Blk	Stl	Min
		FG-FGA	FG-FGA	FT-FTA	Off	Def	Tot								
02	Adrio Bailey	f	3-5	0-0	2-4	1	2	3	3	8	0	2	2	2	19
01	Isaiah Joe	g	8-14	4-10	0-0	0	3	3	4	20	1	0	1	0	38
03	Desi Sills	g	3-10	2-8	1-4	0	0	0	2	9	3	1	1	0	20
15	Mason Jones	g	12-18	5-11	12-13	1	5	6	2	41	4	1	1	4	39
33	Jimmy Whitt Jr.	g	5-8	0-0	1-2	0	5	5	3	11	4	1	0	1	

GAME 13  **ATM** **59** **Texas A&M** **33** **26** **59** **69** **ARKANSAS** **42** **27** **69** 
Jan. 4, 2020 • Fayetteville, Ark.

Texas A&M 59 • 6-6, 0-1 SEC

#	Player	Total			3-Ptr			Rebounds			PF	TP	A	TO	Blk	Stl	Min
		FG-FGA	FT-FTA	FT-FTA	Off	Def	Tot	Off	Def	Tot							
05	Emanuel Miller	f	2-4	0-0	2-4	1	2	3	2	6	0	2	0	0	0	28	
32	Josh Nebo	f	3-4	0-0	4-7	3	10	13	1	10	1	3	0	0	0	31	
11	Savion Flagg	g	4-7	1-2	0-0	1	3	4	1	9	1	3	0	1	31		
01	Wendell Mitchell	g	3-10	1-6	6-6	1	4	5	4	13	2	2	0	1	25		
20	Andre Gordon	g	7-12	1-2	0-1	0	2	2	0	15	3	2	0	2	28		
00	Jay Jay Chandler	g	0-1	0-1	0-0	0	0	0	4	0	0	0	1	1	13		
03	Quenton Jackson	g	1-3	1-2	1-2	0	1	1	1	4	0	3	0	1	24		
12	Mark French	g	0-2	0-1	0-0	0	1	1	0	0	1	0	0	0	11		
15	Jonathan Aku	g	1-1	0-0	0-0	1	0	1	0	2	0	0	0	0	2		
35	Yavuz Gultekin	g	0-1	0-0	0-0	1	2	3	2	0	0	1	0	0	7		
Team						0	1	1									
Totals			21-45	4-14	13-20	8	26	34	15	59	8	17	1	6	200		

FG % 1st Half:	11-26	42.3%	2nd half:	10-19	52.6%	Game:	21-45	46.7%	Deadball Rebounds	4.1
3FG % 1st Half:	3-11	27.3%	2nd half:	1-3	33.3%	Game:	4-14	28.6%		
FT % 1st Half:	8-11	72.7%	2nd half:	5-9	55.6%	Game:	13-20	65.0%		

Arkansas 69 • 12-1, 1-0 SEC

#	Player	Total			3-Ptr			Rebounds			PF	TP	A	TO	Blk	Stl	Min
		FG-FGA	FT-FTA	FT-FTA	Off	Def	Tot	Off	Def	Tot							
02	Adrio Bailey	f	1-2	0-0	0-0	0	1	1	4	2	0	1	1	0	0	18	
01	Isaiah Joe	g	6-14	5-12	0-0	1	4	5	2	17	2	1	0	2	39		
03	Desi Sills	g	4-9	1-4	4-6	1	3	4	3	13	1	0	0	2	30		
15	Mason Jones	g	5-17	4-11	3-5	3	3	6	2	17	3	1	0	3	37		
33	Jimmy Whitt Jr.	g	6-11	0-0	0-0	1	3	4	2	12	1	3	1	0	37		
00	Jeantal Cylla	g	0-0	0-0	0-0	1	0	1	0	0	0	0	0	0	1		
05	Jalen Harris	g	1-4	0-2	4-4	0	4	4	2	6	5	0	0	2	31		
35	Reggie Chaney	g	1-1	0-0	0-0	0	0	0	2	2	0	3	0	0	7		
Team						1	1	2									
Totals			24-58	10-29	11-15	8	19	27	17	69	12	9	2	9	200		

FG % 1st Half:	13-24	54.2%	2nd half:	11-34	32.4%	Game:	24-58	41.4%	Deadball Rebounds	3
3FG % 1st Half:	6-15	40.0%	2nd half:	4-14	28.6%	Game:	10-29	34.5%		
FT % 1st Half:	10-13	76.9%	2nd half:	1-2	50.0%	Game:	11-15	73.3%		

Officials: Gerald Williams, Garrick Shannon, Chuck Jones
Technical fouls: Texas A&M-None. Arkansas-None.
Attendance: 19200

Score by periods	1st	2nd	Total	Points	In	Off	2nd	Fast	Bench
Texas A&M	33	26	59	ARK	26	7	9	7	6
Arkansas	42	27	69	ARK	22	18	8	8	8

Last FG - T&M 2nd-03:36, ARK 2nd-01:41.
Largest lead - T&M by 3 1st-19:29, ARK by 10 2nd-19:05.
T&M led for 06:08, ARK led for 30:05. Game was tied for 03:47.
Score tied - 7 times.
Lead changed - 7 times.

GAME 15  **76** **ARKANSAS** **27** **49** **76** **72** **Ole Miss** **33** **39** **72** 
Jan. 1, 2020 • Oxford, Miss.

Arkansas 76 • 13-2, 2-1 SEC

#	Player	Total			3-Ptr			Rebounds			PF	TP	A	TO	Blk	Stl	Min
		FG-FGA	FT-FTA	FT-FTA	Off	Def	Tot	Off	Def	Tot							
02	Adrio Bailey	f	3-6	0-1	2-2	0	5	5	4	8	1	0	2	0	0	25	
01	Isaiah Joe	g	11-18	7-13	5-5	0	4	4	0	34	2	2	2	2	39		
03	Desi Sills	g	4-8	0-1	1-2	1	2	3	2	9	0	0	0	0	33		
15	Mason Jones	g	3-12	1-4	6-6	0	6	6	2	13	9	4	0	3	38		
33	Jimmy Whitt Jr.	g	2-9	0-0	7-8	2	1	3	3	11	0	2	0	2	40		
00	Jeantal Cylla	g	0-2	0-0	1-4	1	4	5	2	1	0	1	0	0	11		
05	Jalen Harris	g	0-1	0-1	0-0	1	1	2	4	0	1	0	0	0	10		
35	Reggie Chaney	g	0-0	0-0	0-0	0	0	0	1	0	0	1	0	0	4		
Team						0	0	0									
Totals			23-56	8-20	22-27	5	23	28	18	76	13	10	4	7	200		

FG % 1st Half:	8-30	26.7%	2nd half:	15-26	57.7%	Game:	23-56	41.1%	Deadball Rebounds	2
3FG % 1st Half:	3-12	25.0%	2nd half:	5-8	62.5%	Game:	8-20	40.0%		
FT % 1st Half:	8-13	61.5%	2nd half:	14-14	100.0%	Game:	22-27	81.5%		

Ole Miss 72 • 9-6, 0-2 SEC

#	Player	Total			3-Ptr			Rebounds			PF	TP	A	TO	Blk	Stl	Min
		FG-FGA	FT-FTA	FT-FTA	Off	Def	Tot	Off	Def	Tot							
03	Khadim Sy	f	1-2	0-0	6-6	2	6	8	1	8	1	4	1	0	19		
05	KJ Buffen	f	4-6	0-0	4-4	4	6	10	5	12	0	2	2	0	28		
00	Blake Hinson	g	4-10	1-5	4-4	1	4	5	4	13	0	3	0	0	32		
02	Devontae Shuler	g	4-11	0-4	2-2	2	9	11	3	10	2	2	1	2	35		
04	Breoin Tyree	g	8-20	2-3	9-10	0	3	3	3	27	1	1	0	2	40		
01	Austin Crowley	g	0-1	0-0	0-0	0	1	1	2	0	2	0	0	1	14		
11	Franco Miller	g	0-1	0-1	0-0	0	0	0	4	0	0	3	0	0	24		
23	Sammy Hunter	g	1-3	0-0	0-0	0	0	0	2	2	0	0	0	0	8		
Team						1	1	2									
Totals			22-54	3-13	25-26	10	30	40	24	72	6	16	4	5	200		

FG % 1st Half:	10-26	38.5%	2nd half:	12-28	42.9%	Game:	22-54	40.7%	Deadball Rebounds	0.1
3FG % 1st Half:	3-8	37.5%	2nd half:	0-5	0.0%	Game:	3-13	23.1%		
FT % 1st Half:	10-11	90.9%	2nd half:	15-15	100.0%	Game:	25-26	96.2%		

Officials: Olandis Poole, Will Howard, Doug Shows
Technical fouls: Arkansas-None. Ole Miss-None.
Attendance: 8233

Score by periods	1st	2nd	Total	Points	In	Off	2nd	Fast	Bench
Arkansas	27	49	76	ARK	22	19	3	15	1
Ole Miss	33	39	72	OM	32	7	10	6	2

Last FG - ARK 2nd-02:15, OM 2nd-00:11.
Largest lead - ARK by 8 1st-16:14, OM by 11 2nd-15:14.
ARK led for 15:01, OM led for 22:27. Game was tied for 02:32.
Score tied - 7 times.
Lead changed - 9 times.

GAME 14  **77** **ARKANSAS** **40** **37** **77** **79** **LSU** **37** **42** **79** 
Jan. 8, 2020 • Baton Rouge, La.

Arkansas 77 • 12-2, 1-1 SEC

#	Player	Total			3-Ptr			Rebounds			PF	TP	A	TO	Blk	Stl	Min
		FG-FGA	FT-FTA	FT-FTA	Off	Def	Tot	Off	Def	Tot							
02	Adrio Bailey	f	3-5	1-2	1-1	1	6	7	4	8	0	1	4	1	29		
01	Isaiah Joe	g	4-13	2-9	3-4	1	2	3	2	13	1	1	0	2	31		
03	Desi Sills	g	2-7	1-6	3-3	1	1	2	1	8	1	1	0	1	32		
15	Mason Jones	g	7-15	4-7	6-6	0	5	5	5	24	4	2	0	2	39		
33	Jimmy Whitt Jr.	g	9-13	0-0	4-4	0	3	3	3	22	0	1	0	0	40		
05	Jalen Harris	g	1-5	0-1	0-0	0	1	1	3	2	2	0	0	2	20		
24	Ethan Henderson	g	0-0	0-0	0-0	0	0	0	0	0	0	0	0	0	2		
35	Reggie Chaney	g	0-0	0-0	0-0	0	0	0	4	0	1	0	0	0	7		
Team						0	3	3									
Totals			26-58	8-25	17-18	3	21	24	22	77	9	7	4	8	200		

FG % 1st Half:	16-31	51.6%	2nd half:	10-27	37.0%	Game:	26-58	44.8%	Deadball Rebounds	0
3FG % 1st Half:	5-13	38.5%	2nd half:	3-12	25.0%	Game:	8-25	32.0%		
FT % 1st Half:	3-3	100.0%	2nd half:	14-15	93.3%	Game:	17-18	94.4%		

LSU 79 • 10-4, 2-0 SEC

#	Player	Total			3-Ptr			Rebounds			PF	TP	A	TO	Blk	Stl	Min
		FG-FGA	FT-FTA	FT-FTA	Off	Def	Tot	Off	Def	Tot							
00	Darius Days	f	6-8	2-3	2-5	9	7	16	2	16	0	1	0	0	28		
02	Trendon Watford	f	7-15	0-2	7-8	4	5	9	2	21	0	3	0	0	33		
05	Emmitt Williams	f	2-5	0-0	5-6	2	2	4	3	9	3	3	2	0	24		
01	Javonte Smart	g	4-14	0-4	2-2	1	4	5	2	10	1	2	0	0	32		
04	Skylar Mays	g	6-15	2-3	5-5	1	3	4	3	19	1	1	0	1	36		
11	Charles Manning, Jr.	g	1-2	0-1	0-2	1	5	6	1	2	3	0	2	0	25		
14	Marlon Taylor	g	0-2	0-0	0-0	1	1	2	3	0	0	2	0	0	10		
15	Aundre Hyatt	g	1-5	0-2	0-0	0	3	3	0	2	0	0	1	0	12		
Team						4	0	4									
Totals			27-66	4-15	21-28	23	30	53	16	79	8	13	5	1	200		

FG % 1st Half:	13-33	39.4%	2nd half:	14-33	42.4%
----------------	-------	-------	-----------	-------	-------

• SCORING •

Scored 25 Points: 29 Daniel Gafford vs Alabama (03/09/19)
Scored 30 Points: 30 Jimmy Whitt Jr. vs Vanderbilt (01/11/20)
Scored 40 Points: 42 Mason Jones vs Tulsa (12/14/19)
 Scored 50 Points: 51 Rotnei Clarke vs. Alcorn State (11/13/09)
RECORD: 51 Rotnei Clarke vs. Alcorn State (11/13/09)

• FIELD GOALS MADE •

Made 15 Field Goals: 15 (15-21) Rotnei Clarke vs. Alcorn State (11/13/09)
 Made 20 Field Goals: 20 (2-30) Dean Tolson vs. Texas A&M (03/02/74)
RECORD: 20 (20-30) Dean Tolson vs. Texas A&M (03/02/74)

• FIELD GOALS ATTEMPTED •

Attempted 20 Field Goals: 24 (14-24) Jimmy Whitt Jr. vs Vanderbilt (01/11/20)
 Attempted 25 Field Goals: 26 (9-26) Courtney Fortson at Mississippi State (01/14/10)
RECORD: 30 (20-30) Dean Tolson vs. Texas A&M (03/02/74)

• FIELD GOAL PERCENTAGE •

Shot 100% FG (Min. 7 att): Daniel Gafford (7-7) at Texas Tech (01/26/19)
RECORD (min 8 att): 100% 8x - Best: Daryll Saulsberry (10-10) 1975

• 3-POINTERS MADE •

Made 7 3-pointers: 7 (7-13) by Isaiah Joe at Ole Miss (01/11/20)
 Made 10 3-pointers: 10 (10-13) by Isaiah Joe vs. FIU (12/01/18)
 Made 11-Plus 3-pointers: 13 (13-17) by Rotnei Clarke vs. Alcorn State (11/13/09)
RECORD: 13 (13-17) by Rotnei Clarke vs. Alcorn State (11/13/09) (SEC record)

• 3-POINTERS ATTEMPTED •

Attempted 15 3-Pointers: 17 (6-17) Isaiah Joe at Indiana (12/22/19)
 Attempted 20 3-Pointers: 24 (10-24) Pat Bradley vs. North Texas (12/30/98)
RECORD: 24 (10-24) Pat Bradley vs. North Texas (12/30/98) (SEC record)

• FREE THROWS MADE •

Made 10 Free Throws: 12 (12-13) Mason Jones vs Tulsa (12/14/19)
 Made 15 Free Throws: 17 (17-22) Corliss Williamson vs. Ole Miss (02/18/95)
 Made 20 Plus Free Throws: 22 (22-24) Martin Terry vs. Texas A&M (01/22/72)
RECORD: 22 (22-24) by Martin Terry vs. Texas A&M (01/22/72)

• FREE THROWS ATTEMPTED •

Attempted 15 Free Throws: 15 (7-15) Marshawn Powell vs. Vanderbilt (03/14/13)
 Attempted 20 Free Throws: 22 (17-22) Corliss Williamson vs. Ole Miss (02/18/95)
 Attempted 24 Plus Free Throws: 24 (22-24) Martin Terry vs. Texas A&M (01/22/72)
RECORD: 24 (22-24) Martin Terry vs. Texas A&M (01/22/72)

• FREE THROW PERCENTAGE •

Shot 100% FT (min 10 att): 14-14 Daryl Macon vs. Texas (12/17/16)
RECORD (min. 11 att): 8x - Best: Tommy Boyer (18-18) in 1963

• REBOUNDS •

Grabbed 10-14 Rebounds: 12 Jimmy Whitt Jr. at Western Kentucky (12/07/19)
 Grabbed 15-20 Rebounds: 16 Daniel Gafford vs. Alabama (03/09/19)
 Grabbed 20-Plus Rebounds: 23 Nick Davis vs. Jackson State (11/21/97)
RECORD: 23 by Nick Davis vs. Jackson State (11/21/97)
 • Grabbed 10 Offensive Rebounds: 10 Bobby Portis vs. LSU (03/07/15)
 • Grabbed 10 Defensive Rebounds: 10 Daniel Gafford vs. Alabama (03/09/19)

• ASSISTS •

Had 10 Assists: 10 by Jalen Harris at Missouri (02/12/19)
 Had 15 Assists: 15 by Dontell Jefferson vs. Portland State (11/18/05)
RECORD: 15 by Dontell Jefferson vs. Portland State (11/18/05)

• STEALS •

Had 5 Steals: 5 Isaiah Joe vs Texas Southern (11/19/19)
Had 6-7 Steals: 6 Isaiah Joe at Georgia Tech (11/25/19)
 Had 8-9 Steals: 9 Robert Shepard at Arizona (12/06/92)
RECORD: 9 by Robert Shepard at Arizona (12/06/92)

• BLOCKED SHOTS •

Had 5 Blocks: 5 Adrio Bailey vs Valpo (12/21/19)
 Had 6-9 Blocks: 7 Reggie Chaney at Providence (03/19/19)
 Had 10 Blocks: 10 Steven Hill vs. Texas State (12/06/05)
RECORD: 10 Steven Hill vs. Texas St. (12/06/05) & Oliver Miller vs. Texas (02/04/90)

• TURNOVERS •

Committed 5-9 Turnovers: 7 Mason Jones vs Valpo (12/21/19)
 Committed 10 Plus Turnovers: 10 Courtney Fortson at South Carolina (02/21/09)

• MINUTES PLAYED •

38 Minutes (Regulation): 38:51 Jimmy Whitt Jr. (01/15/20)
39 Minutes (Regulation): 39:28 Jimmy Whitt Jr. at Ole Miss (01/11/20)
40 Minutes (Regulation): Jimmy Whitt Jr. at LSU (01/08/20)
40 Minutes (OT): 43:27 Jimmy Whitt Jr. & 42:03 Isaiah Joe at WKU (12/07/19)
 45 Plus Minutes: 47 by BJ Young vs. Auburn (01/16/13)

• MISCELLANEOUS •

Scored 20+ Pts In Back-To-Back Games: Mason Jones (41/20) & Isaiah Joe (20/21) vs Tulsa (12/14/19) and 29 and vs Valpo (12/21/19)
Scored 20+ Pts In 3 Straight: Mason Jones (41/20/21) & Isaiah Joe (20/21/24) vs Tulsa (12/14/19), Valpo (12/21/19) and Indiana (12/29/19)
 Scored 20 or More Points in Five-Plus Consecutive Games: (7) by Daryl Macon 20, 25, 22, 20, 22, 25, 21 (01/18/18 to 02/10/19)
 Scored 20 or More Points in 10-Plus Consecutive Games: (11) by Todd Day 20, 23, 26, 26, 22, 31, 23, 21, 27, 21, 20 (12/01/90 to 01/12/91)
 Scored 30 or More Points in Back-To-Back Games: Jannero Pargo 35 vs. Florida (01/26/02) and 33 at Alabama (01/30/02)
 Most Points in Back-To-Back Games: 82 by Martin Terry 35 at TCU (02/20/73) and 47 vs. SMU (02/24/73)
 Consecutive Free Throws Made: 48 by Ricky Medlock (20 gms; 12/21/74 to 03/04/75)
Double-Double: Pts/Rebs: Jimmy Whitt Jr. (17 & 12) at Western Ky (12/07/19)
 Double-Double: Pts/Assists: Jalen Harris (11 & 10) vs. UTSA (12/15/18)
 Two Players with Double-Double in Same Game: vs. UTSA (12/15/18)
 Daniel Gafford (13 pts, 14 rebs) and Jalen Harris (11 pts, 10 assists)
 Had 5-Plus Assists in 5-Plus Consecutive Games: (6) by Jalen Harris 11, 6, 10, 12, 7, 10 (11/21/81 thru 12/15/18)
 Had 10 or More Assists in Back-to-Back Games: Jalen Harris 10 vs. FIU (12/01/18) and 12 at Colorado State (12/05/18)
 Three-Plus Players with 5-Plus Assists in a Game: vs. Montana State (11/21/18)
 Jalen Harris (11), Isaiah Joe (5) and Desi Sills (5)
 Had 5 or More Steals in Back-to-Back Games: Ronnie Brewer 5 vs. Western Illinois (01/01/06) and 5 vs. Mississippi State (01/07/06)

LAST TIME AN OPPONENT PLAYER...

• SCORING •

Scored 25 Points: 27 Breein Tyree at Ole Miss (01/11/20)
Scored 30 Points: 30 Dantez Walton vs Northern Kentucky (11/29/19)
 Scored 40 Points: 45 Jodie Meeks vs. Kentucky (02/14/09)
 Scored 50 Points: 56 Oscar Robertson vs. Cincinnati (03/15/58) (on record)

• FIELD GOALS MADE •

Made 15 Field Goals: 17 (17-24) Jodie Meeks vs. Kentucky (02/14/09)
 Made 20 Field Goals: 21 Oscar Robertson vs. Cincinnati (03/15/58) (on record)

• FIELD GOALS ATTEMPTED •

Attempted 20 Field Goals: 20 (8-20) Breein Tyree at Ole Miss (01/11/20)
 Attempted 25 Field Goals: 28 (11-28) Devan Downey vs. South Carolina (02/17/10)

• FIELD GOAL PERCENTAGE •

Shot 100% FG (Min. 7 att): Adam Wing (8-8) vs. Evansville (12/08/15)

• 3-POINTERS MADE •

Made 7 3-pointers: 7 (7-15) Tyler Hall vs. Montana State (11/21/18)
 Made 10 3-pointers: 10 (10-19) Lance Weems at Auburn (01/06/96)

• 3-POINTERS ATTEMPTED •

Attempted 15 3-pointers: 15 (7-15) Tyler Hall vs. Montana State (11/21/18)
 Attempted 20 3-pointers: 22 (5-22) Jeff Fryer vs. Loyola Marymount (03/16/89)

• FREE THROWS MADE •

Made 10 Free Throws: 11 (11-12) Kevaughn Allen vs. Florida (01/09/19)
 Made 15 Free Throws: 17 (17-19) Mike Boynton vs. South Carolina (03/11/04)

• FREE THROWS ATTEMPTED •

Attempted 15 Free Throws: 17 (11-17) Tyler Davis vs. Texas A&M (02/17/18)
 Attempted 20 Free Throws: 24 (18-24) Frank Williams vs. Illinois (12/08/01)

• FREE THROW PERCENTAGE •

Shot 100% FT (min 10 att): 14-14 Grant Williams at Tennessee (01/15/19)

• REBOUNDS •

Grabbed 10-14 Rebounds: 11 Devontae Shuler & KJ Buffen at Ole Miss (01/11/20)
Grabbed 15-19 Rebounds: 16 Darius Days at LSU (01/08/20)
 Grabbed 20 Rebounds: 20 Antonio McDyess vs. Alabama (03/11/95)
 • Grabbed 10 Offensive Rebounds: 11 Tyler Davis at Texas A&M (01/30/18)
• Grabbed 10 Defensive Rebounds: 10 Josh Nebo (10) vs Texas A&M (01/04/20)

• ASSISTS •

Had 10 Assists: 11 Tremont Waters vs. LSU (01/12/19)
 Had 13 Assists: 13 Chuck Evans at Mississippi State (01/27/93) (on record)

• STEALS •

Had 5 Steals: 6 Alpha Diallo at Providence (03/19/19)
 Had 8 Steals: 8 Terry Conerway vs. Texas State (12/21/02)

• BLOCKED SHOTS •

Had 5 Blocks: 5 James Banks III vs. Georgia Tech (12/19/18)
 Had 6-9 Blocks: 7 Stefan Moody at Ole Miss (02/13/16)
 Had 10 Plus Blocks: 10 P.J. Roberson vs. Grambling State (11/26/11)

• TURNOVERS •

Committed 5-9 Turnovers: 5 Javon Freeman-Liberty vs Valpo (12/21/19)
 Committed 10 Plus Turnovers: 12 Devin Gibson vs. UTSA (12/12/07)

LAST TIME ARKANSAS HIGHS...

• SCORING •

Scored 100 Points: 104 vs. Oral Roberts (12/19/17)
 Scored 120-Plus Points: 121 vs. FIU (12/01/18)
Scored 50 Points in 1st Half: 50 vs Tulsa (12/14/19)
Scored 50 Points in 2nd Half: 52 vs Rice (11/05/19)
 Scored 60 or More Points in a Half: 63 (2nd) vs. FIU (12/01/18)
 Scored 70 or More Points in a Half: 71 (1st) vs. Alcorn (11/13/09)
 Scored 80 or More Points in a Half: 88 (2nd) vs. U.S. International (12/09/89)

• FIELD GOALS MADE •

Made 30 Field Goals: 31 (31-54) vs Vanderbilt (01/15/20)
 Made 40 Field Goals: 42 (42-69) vs. FIU (12/01/18)
 Made 50 Field Goals: 57 (57-99) vs. Troy (12/10/96)
RECORD: 68 (68-101) vs. U.S. International (12/09/89)

• FIELD GOALS ATTEMPTED •

Attempted 70 Field Goals: 71 (31-71) vs Texas Southern (11/19/19)
 Attempted 80 Field Goals: 83 (34-83) vs. Iona (11/30/14)
 Attempted 90 Field Goals: 99 (57-99) vs. Troy (12/10/96)
 Attempted 100 Field Goals: 101 (68-101) vs. US International (12/09/89)
RECORD: 101 (68-101) vs. U.S. International (12/09/89)

• FIELD GOALS PERCENTAGE •

Shot 60% FG: 60.9 (42-69) vs. FIU (12/01/18)
 Shot 70% or Better FG: 72.7 (32-44) vs. Alabama State (12/21/83)
RECORD: 79.4 (27-34) vs. Texas Tech (1979)

• 3-POINTERS MADE •

Made 15 3-pointers: 16 (16-24) vs. Mississippi State (01/09/16)
 Made 20 3-pointers: 21 (21-37) vs. Troy (12/10/96)
RECORD: 21 (21-37) vs. Troy (12/10/96)

• 3-POINTERS ATTEMPTED •

Attempted 25 3-pointers: 29 (10-29) vs Texas A&M (01/04/20)
Attempted 30 3-pointers: 31 (12-31) at Indiana (12/29/19)
 Attempted 35 3-pointers: 35 (11-35) vs. Montana State (11/21/18)
RECORD: 54 (19-54) vs. North Texas (12/30/98)

• 3-POINT PERCENTAGE •

Shot 50% 3PT FG (min. 15 att): 50.0 (9-18) vs. Ole Miss (03/02/19)
 Shot 60% or Better 3PT FG (min. 15 att): 61.1 (11-18) at Vanderbilt (03/06/19)
RECORD (min. 15 att): 66.7 (16-24) vs. Mississippi State (01/09/16)

• FREE THROWS MADE •

Made 20 Free Throws: 22 (22-27) at Ole Miss (01/11/20)
 Made 30 Free Throws: 34 (34-46) vs. UT Arlington (11/23/18)
 Made 40 Free Throws: 41 (41-49) at Kentucky (01/25/92)
RECORD: 48 (48-53) vs. Ole Miss (01/17/04)

• FREE THROW ATTEMPTS •

Attempted 40 Free Throws: 46 (34-46) vs. UT Arlington (11/23/18)
 Attempted 50 Free Throws: 53 (35-53) vs. Northeastern Illinois (11/16/97)
 Attempted 60 Free Throws: 65 vs. TCU (1955)
RECORD: 65 vs. TCU (1955)

• FREE THROW PERCENTAGE •

Shot 80% FT (min. 10 att): .815 (22-27) at Ole Miss (01/11/20)
Shot 90% or Better FT (min. 10 att): 94.4 (17-18) at LSU (01/08/20)
RECORD (min 10 att): 100 3x - Best 16-16 at Kentucky (02/27/14)

• REBOUNDS •

Grabbed 40 Rebounds: 45 vs Rice (11/05/19)
 Grabbed 50 Rebounds: 50 vs. FIU (12/01/18)
 Grabbed 55-Plus Rebounds: 55 vs. Utah Valley (01/03/15)
RECORD: 77 vs. Jackson State (01/22/02)

• ASSISTS •

Had 25 Assists: 29 vs. Montana State (11/21/18)
 Had 30 Assists: 32 vs. Jackson State (11/22/96)
 Had 40 Assists: 40 vs. Troy (12/10/96)
RECORD: 47 vs. U.S. International (12/09/89)

• STEALS •

Had 15 Steals: 15 at Georgia Tech (11/25/19)
 Had 20 Steals: 24 vs. Maryland-Eastern Shore (01/02/01)
 Had 25 Steals: 26 vs. Louisiana-Monroe (11/25/00)
RECORD: 26 vs. Louisiana-Monroe (11/25/00)

• BLOCKED SHOTS •

Had 10 Blocks: 10 vs Texas Southern (11/19/19)
 Had 13 Blocks: 14 vs. Georgia (01/29/19)
 Had 15 Blocks: 15 vs. South Alabama (12/30/91)
RECORD: 18 vs. Missouri (12/05/95)

• MOST TURNOVERS •

Had 20 Turnovers: 20 vs Austin Peay (12/03/19)
 Had 25 Turnovers: 25 at South Carolina (02/21/09)
 Had 30 Turnovers: 32 vs. Providence (11/16/07)
RECORD: 32 vs. Providence (11/16/07)

• FOULS •

Committed 25 Fouls: 26 vs Valpo (12/21/19)
 Committed 30 Fouls: 31 at Kentucky (01/07/17)
RECORD: 38 vs. Missouri (12/04/61)

LAST TIME ARKANSAS LOWS...

• SCORING •

Held to 40-45 Points: 43 at Florida (01/22/11)
 Held to 46-49 Points: 46 at Mississippi State (02/09/16)
 Held to 50-55 Points: 50 vs. Florida (03/14/19)
 Held to 56-59 Points: 56 at Auburn (02/20/19)
 Held to 19 Points or Less in a Half: 18 (1st half) vs. Vanderbilt (02/07/17)

• FIELD GOALS •

Held to Below 20 Field Goals Made: 17 (17-46) vs. Florida (03/14/19)

• FIELD GOAL PERCENTAGE •

Held to 20-29% FG: 27.9 (17-61) vs. South Carolina (02/03/15)
 Held to 30-35% FG: .300 (15-50) vs. Florida (01/09/19)

• 3-POINTERS •

Did not Make a 3-pointer: 0 (0-2) at Texas (01/07/89)
 Held to 1-4 3-PT FG Made: 4 (4-16) vs. Florida (03/11/19)
Held to 5-9 3-PT FG Made: 5 (5-20) vs Vanderbilt (01/15/20)
 Attempted Single-Digit 3-pointers: 8 (3-8) at LSU (02/03/18)

• 3-POINT PERCENTAGE •

Shot 10% or Worse 3PT FG: 10.0 (1-10) at Mississippi State (02/09/16)
Shot 11-19% 3PT FG: 16.7 (3-18) vs Northern Kentucky (11/29/19)

• FREE THROWS •

Made Single Digit Free Throws: 8 (8-15) vs Vanderbilt (01/15/20)
 Attempted Single Digit Free Throws: 9 (7-9) vs. Georgia Tech (12/19/18)

• FREE THROW PERCENTAGE •

Shot 40-49% FT: 40.0 (6-15) at Florida (01/17/18)
 Shot Below 40% FT: 26.7 (4-15) at Texas A&M (01/09/13)

• REBOUNDING •

Had 19 or Fewer Rebounds: 19 at Missouri (03/05/13)
Had 20-25 Rebounds: 24 at LSU (01/08/20)

• ASSISTS •

Held to Single Digit Assists: 9 vs Montana (11/16/19)

• STEALS •

Had No Steals: *None on record*
 Had 1 Steal: 1 vs. Florida (03/09/18)
Had 2-4 Steals: 4 at Western Kentucky (12/07/19)

• BLOCKED SHOTS •

Had No Blocked Shots: 0 vs. Missouri (1/23/19)

• FEWEST TURNOVERS •

Had 1-4 Turnovers: 4 vs. Georgia (01/29/19)
Had 5-10 Turnovers: 7 vs Vanderbilt (01/15/20)

• FOULS •

Had Single Digit Fouls: 9 vs. LSU (02/17/07)

ARKANSAS MISCELLANEOUS...

Played in an OT game:	12/07/19 at Western Kentucky	L, 7-86 (OT)
Played in a 2OT game:	01/23/18 at Georgia	W, 80-77 (2 OT)
Played in a 3OT game:	02/09/80 vs. Houston	L, 90-84 (3 OT)
Beat AP team ranked 21-25:	03/09/18 vs. #23 Florida (SEC)	W, 80-72
Beat AP team ranked 16-20:	02/02/19 at #19 LSU	W, 90-89
Beat AP team ranked 11-15:	02/27/18 vs. #14 Auburn	W, 91-82
Beat AP team ranked 6-9:	12/30/17 vs. #9 Tennessee	W, 95-93 (OT)
Beat AP team ranked 2-5:	01/27/16 vs. #5 Texas A&M	W, 74-71
Beat AP team ranked #1:	02/12/84 vs. #1 North Carolina (PB)	W, 65-64
Beat AP Top 25 team on road:	02/02/19 at #19 LSU	W, 90-89
Beat AP Top 10 team on road:	02/09/94 at #4 Kentucky	W, 90-82

LAST TIME AN OPPONENT HIGHS...

• SCORING •

Scored 100 Points: 106 at Tennessee (01/15/19)
 Scored 110 Points: 117 at Ole Miss (12/10/19)
 Scored 50 Points in 1st Half: 55 at Tennessee (01/15/19)
 Scored 50 Points in 2nd Half: 51 at Tennessee (01/15/19)
 Scored 60 or More Points in a Half: 60 (1st half) vs. Alabama (02/28/96)

• FIELD GOALS MADE •

Made 30 Field Goals: 31 (31-67) at Western Kentucky (12/07/19)
 Made 40 Field Goals: 40 (40-68) by Texas (01/05/10)
 Made 45 Field Goals: 45 (45-80) vs. Pittsburgh (12/29/86)

• FIELD GOALS ATTEMPTED •

Attempted 70 Field Goals: 70 (27-72) vs Valpo (12/21/19)
 Attempted 80 Field Goals: 83 (31-83) by FIU (12/01/18)

• FIELD GOAL PERCENTAGE •

Shot 60% FG: 61.1 (15-23) vs. Auburn (02/17/16)
 Shot 65% FG: 67.7 (4-65) vs. North Carolina (03/23/08)
 Shot 69% FG: 69.8 (37-53) at Auburn (01/14/95)

• 3-POINTERS MADE •

Made 15 3-pointers: 15 (15-30) at LSU (02/03/18)
 Made 17 3-pointers: 17 (17-33) at Auburn (02/20/19)

• 3-POINTERS ATTEMPTED •

Attempted 25 3-pointers: 25 (7-25) vs Valpo (12/21/19)
 Attempted 30 3-pointers: 33 (17-33) at Auburn (02/20/19)
 Attempted 35 3-pointers: 37 (6-37) by FIU (12/01/18)

• 3-POINT PERCENTAGE •

Shot 50% 3PT FG (min 15 att): 51.5 (17-33) at Auburn (02/20/19)
 Shot 60% or Better 3PT FG (min 15 att): 62.7 (10-15) at South Carolina (02/09/19)

• FREE THROWS •

Made 20 Free Throws: 25 (25-26) at Ole Miss (01/11/20)
 Made 30 Free Throws: 32 (32-38) at LSU (02/02/19)
 Made 40 Free Throws: 40 (40-50) vs. UMass (11/25/94)

• FREE THROW ATTEMPTS •

Attempted 35 Free Throws: 38 (32-38) at LSU (02/02/19)
 Attempted 40 Free Throws: 40 (24-40) at Mississippi State (01/02/18)
 Attempted 50 Free Throws: 50 (39-50) vs. South Carolina (03/11/04)

• FREE THROW PERCENTAGE •

Shot 80% FT (min. 10 att): .882 (15-17) at Ole Miss (01/19/19)
 Shot 90% or Better FT (min. 10 att): .962 (25-26) at Ole Miss (01/11/20)

• REBOUNDING •

Grabbed 45 Rebounds: 45 at Georgia Tech (11/25/19)
 Grabbed 50 Rebounds: 53 at LSU (01/08/20)
 Grabbed 55-Plus Rebounds: 56 vs. Georgia (01/29/19)
 Grabbed 20 Offensive Rebounds: 23 at LSU (01/08/20)

• ASSISTS •

Had 25 Assists: 25 vs. Louisville (11/17/09)
 Had 30 Assists: 30 at UAB (01/27/90)

• STEALS •

Had 15 Steals: 15 at LSU (02/24/10)
 Had 18 Steals: 18 vs. Alcorn State (12/02/95)

• BLOCKED SHOTS •

Had 10 Blocks: 10 at Tennessee (01/22/14)
 Had 13 Blocks: 13 at Mississippi State (01/14/10)

• MOST TURNOVERS •

Had 20 Turnovers: 21 vs Austin Peay (12/03/19)
 Had 25 Turnovers: 27 vs Rice (11/05/19)
 Had 30 Turnovers: 30 vs. Louisiana-Monroe (12/31/04)

• FOULS •

Committed 10-14 Fouls: 14 vs Northern Kentucky (11/29/19)
 Committed 15-19 Fouls: 17 vs Vanderbilt (01/15/20)
 Committed 20-29 Fouls: 24 at Ole Miss (01/11/20)
 Committed 30-44 Fouls: 34 vs. UT Arlington (11/23/18)
 Committed 45 Fouls: 36 vs. Centenary (12/04/82)

LAST TIME AN OPPONENT LOWS

• SCORING •

Held to 30-39 Points: 33 vs. Vanderbilt (01/12/13)
 Held to 40-45 Points: 43 vs North Texas (11/12/19)
 Held to 46-49 Points: 46 vs Montana (11/16/19)
 Held to 50-55 Points: 51 vs Texas Southern (11/19/19)
 Held to 56-59 Points: 55 vs Vanderbilt (01/15/20)
 Held to 19 Points or Less in a Half: 18 vs Montana (11/16/19)

• FIELD GOAL PERCENTAGE •

Held to 21% or Worse FG: 20.97 (13-62) vs. Jackson State (11/22/02)
 Held to 20-29% FG: 28.6 (16-56) vs Rice (11/05/19)
 Held to 30-35% FG: 34.5 (19-55) vs Texas Southern (11/19/19)

• 3-POINTERS •

Did not Make a 3-pointer: 0 (0-10) by Mississippi State (02/07/15)
 Held to 1-4 3-PT FG Made: 3 (3-13) at Ole Miss (01/11/20)
 Held to 5-10 3-PT FG Made: 5 (5-20) vs Vanderbilt (01/15/20)

• 3-POINT PERCENTAGE •

Shot 10% or Worse 3PT FG: 8.0 (2-25) vs Rice (11/05/19)
 Shot 11-19% 3PT FG: 18.2 (2-11) at Georgia Tech (11/25/19)

• FREE THROWS •

Made 1-5 Free Throws: 3 (3-7) vs. Oral Roberts (12/19/17)
 Made 6-9 Free Throws: 7 (7-11) vs Valpo (12/21/19)

• FREE THROW ATTEMPTS •

Attempted Single Digit Free Throws: 7 (3-7) vs. Oral Roberts (12/19/17)

• FREE THROW PERCENTAGE •

Shot 40-49% FT: 47.4 (9-19) vs. Auburn (02/17/16)
 Shot Below 40% FT: 38.1 (8-21) vs. Texas State (12/22/18)

• REBOUNDING •

Had 19 or Fewer Rebounds: 19 vs. Missouri-Kansas City (12/02/06)
 Had 20-25 Rebounds: 25 at Texas Tech (01/26/19)

• ASSISTS •

Held to Single Digit Assists: 6 at Ole Miss (01/11/20)

• STEALS •

Had No Steals: 0 vs Vanderbilt (01/15/20)
 Had 1 Steal: 1 at Florida (01/17/18)
 Had 2-5 Steals: 5 at Ole Miss (01/11/20)

• BLOCKED SHOTS •

Had No Blocked Shots: 0 vs Austin Peay (12/03/19)

• FEWEST TURNOVERS •

Had Single Digit Turnovers: 9 at Providence (03/19/19)

• FOULS •

Had Single Digit Fouls: 8 at Michigan (12/08/12)

RAZORBACK SPEED CHART



JEANTAL CYLLA

0 F • Gr.Sr. • 6-7 • 215
Lake Worth, Fla.



Played 2 yrs at FAU and 1 at UNCW ... B.A. in Communication Studies from UNCW in May '19 ... Pursuing M.Ed. in Adult & Lifelong Learning ... Member of Haitian National Team ... 3 career double-doubles ... Scored his 1,000th career point vs South Dakota ... Got 1st start with Arkansas vs Northern Kentucky ... Only played 11 minutes over seven games prior to game at Ole Miss but played 11 vs Rebs with five rebounds

Year	GP	GS	Min	Avg	FG	FGA	Pct	3FG	3FGA	Pct	FT	FTA	Pct	Off	Def	Tot	Avg	PF	FO	Ast	TO	Blk	Stl	Pts	Avg
2019-20	14	1	119	8.5	7	26	.269	1	10	.100	2	6	.333	5	19	24	1.7	15	0	9	3	0	17	12	
CAREER	110	87	2579	23.4	343	859	.399	101	331	.305	214	276	.775	106	281	387	3.5	244	6	47	128	45	47	1001	9.1

CAREER HIGHS

PTS: 25 at UTEP (01/12/16)
REB: 10 (2x) last at Mercer (12/21/18)
AST: 3 vs UNC Greensboro (11/13/18)
STL: 4 vs Webber (12/21/16)
BLK: 2 (6x) last vs JMU (02/02/19)



ISAIAH JOE

1 G • So. • 6-5 • 180
Fort Smith, Ark.

Jerry West Shooting Guard of the Year Watch List & Preseason 2nd Team All-SEC ... Made 3-pointer in 31 straight gms & 48 of 50 for career ... 176 career 3's is 7th on Arkansas' career top 10 ... **SEC Player of the Week: 24 pts at Indiana ... 34 at Ole Miss (26 in 2nd half 8-of-10 FG) w/ 2 game-winning steals ...** 33 points and five steals vs TX SOU ... Career-high 6 steals at GT ... Team-best 27 charges last season & has team-best 9 this year.

Year	GP	GS	Min	Avg	FG	FGA	Pct	3FG	3FGA	Pct	FT	FTA	Pct	Off	Def	Tot	Avg	PF	FO	Ast	TO	Blk	Stl	Pts	Avg
2019-20	16	16	588	36.8	89	232	.384	63	176	.358	44	53	.830	11	61	72	4.5	23	0	35	29	6	27	285	17.8
CAREER	50	50	1612	32.2	237	590	.402	176	449	.392	106	135	.785	32	134	166	3.3	87	0	93	71	11	78	756	15.1

CAREER HIGHS

PTS: 34 (2x) last at Ole Miss (01/11/20)
REB: 9 at Georgia Tech (11/25/19)
AST: 7 vs Rice (11/05/19)
STL: 6 (2x) last at Ga Tech (11/25/19)
BLK: 2 (2x) last at Ole Miss (01/11/20)



ADRIO BAILEY

2 F • Sr. • 6-6 • 222
Clarence, La.

2019 SEC Community Service Team ... Represents Arkansas on the SEC Men's Basketball Leadership Council and member of Arkansas SAAC ... Leads team w/ 82 deflections, including 9 vs Valpo and 2 gms w/ 8 ... Five blocked shots vs Valpo including one to secure win with 36 seconds left ... Added four blocks at LSU ... Posted 1st career double-double w/ 12 pts & career-high 11 rebs vs Montana.

Year	GP	GS	Min	Avg	FG	FGA	Pct	3FG	3FGA	Pct	FT	FTA	Pct	Off	Def	Tot	Avg	PF	FO	Ast	TO	Blk	Stl	Pts	Avg
2019-20	16	16	588	36.8	89	232	.384	63	176	.358	44	53	.830	11	61	72	4.5	23	0	35	29	6	27	285	17.8
CAREER	107	59	1640	15.3	189	385	.491	7	25	.280	82	140	.586	88	199	287	2.7	219	3	61	74	84	77	467	4.4

CAREER HIGHS

PTS: 20 vs UC Davis (11/12/18)
REB: 11 vs Montana (11/16/19)
AST: 3 (4x) last at Ga Tech (11/25/19)
STL: 4 vs North Texas (11/12/19)
BLK: 5 (3x) last vs Valpo (12/21/19)



DESI SILLS

3 G • So. • 6-1 • 196
Jonesboro, Ark.

Although he did not have enough attempts to qualify for NCAA/SEC, led the team in 3PT% (.460) last season ... Started the year 2-of-30 (6.7%) from 3-point range but now averages 10.0 ppg for season ... Had 17 pts vs NKU and career-high 20 at WKU ... Pulled down career-high seven rebs vs Vanderbilt and averages 4.3 over his last six (26 total) ... Had six reb vs North Texas and five boards vs both Valpo and Indiana.

Year	GP	GS	Min	Avg	FG	FGA	Pct	3FG	3FGA	Pct	FT	FTA	Pct	Off	Def	Tot	Avg	PF	FO	Ast	TO	Blk	Stl	Pts	Avg
2019-20	16	16	492	30.8	60	144	.417	15	70	.214	25	37	.676	9	43	52	3.3	44	1	20	23	4	19	160	10.0
CAREER	50	24	1068	21.4	115	269	.428	44	133	.331	65	94	.691	21	74	95	1.9	112	3	78	76	4	40	339	6.8

CAREER HIGHS

PTS: 20 at Western Kentucky (12/07/19)
REB: 7 vs Vanderbilt (01/15/20)
AST: 6 vs FIU (12/01/18)
STL: 3 vs Ole Miss (03/02/19)
BLK: 1 (2x) last vs Northern Ky (11/25/19)



JALEN HARRIS

5 G • Jr. • 6-2 • 172
Wilson, N.C.

2 career double-doubles ... Has five games with double-digit assists and 21 with at least 5 ... Has 26 games as Razorback with 1 or fewer TO (14 with zero) ... **In 81:26 minutes in SEC play (4 gms) has ZERO TURNOVERS with 12 assists ...** Tied career-high with 4 steals vs Montana ... Led team with five assists vs TX Southern and Northern Ky ... Has made 7 treys (30.4%) this season after making just 8 all of last year (11.6%).

Year	GP	GS	Min	Avg	FG	FGA	Pct	3FG	3FGA	Pct	FT	FTA	Pct	Off	Def	Tot	Avg	PF	FO	Ast	TO	Blk	Stl	Pts	Avg
2019-20	16	0	363	22.7	19	53	.358	7	29	.241	20	25	.800	6	33	39	2.4	39	0	39	21	5	17	65	4.1
CAREER	81	52	2048	25.3	151	409	.369	22	125	.176	140	195	.718	26	167	193	2.4	178	1	300	127	14	80	464	5.7

CAREER HIGHS

PTS: 17 at South Carolina (02/09/19)
REB: 9 vs Nevada (01/07/17)
AST: 12 at Colorado State (12/05/18)
STL: 4 (2x) last vs Montana (11/16/19)
BLK: 2 vs Georgia (01/29/19)



TY STEVENS

12 G • Jr. • 6-2 • 180
Republic, Mo.

STEVENS' CAREER HIGHS

PTS: 3 at Vanderbilt (03/06/19)
REB: --
AST: --
STL: --
BLK: --



EMEKE OBUKWELU

13 F • Jr. • 6-8 • 222
Plano, Texas

OBUKWELU'S CAREER HIGHS

PTS: 43 vs Rhodes (12/03/17)
REB: 20 vs Rhodes (12/03/17)
AST: 4 at Rust (01/19/17)
STL: 2 (2x) last at Louisiana Col (02/17/18)
BLK: 4 vs Belhaven (01/13/18)



JAMARIO BELL

14 F • Sr. • 6-5 • 250
Junction City, Ark.



BELL'S CAREER HIGHS

PTS: --
REB: 1 vs Vanderbilt (01/15/20)
AST: --
STL: --
BLK: 1 Tulsa (12/14/19)

STEVENS: 2nd year walk-on ... Played in 6 career games ... Made old fashion 3-point play at Vandy (2019)

OBUKWELU: 2nd year walk-on ... Played 1st two seasons at Texas-Tyler ... Played in 2 games, got 3 re-bounds in 1 minute vs Rice.

BELL: Graduated Dec. 2019 (Rec & Sport Mgmt) ... 4-yr football letterman ... Joined basketball team Nov. 30 (NKU) ... 1st action came vs Tulsa and got a blocked shot ... Got rebound vs Vandy.



MASON JONES

15 G • Jr. • 6-5 • 200
Desoto, Texas

Career 30-pt gms (41 vs Tulsa, 32 vs Rice, 30 vs Fla, 30 vs Miss State) ... 10th in NCAA in FT% ... Led the team in scoring 17 times in career (team is 13-4) ... **Leads team in scoring, rebounds, assists and steals ... 5+ rebs 13x this yr ... 2x SEC Player of the Week: 32 pts vs Rice • 41 pts vs Tulsa ...** Consecutive FT streaks of 27, 24 & 14 this season ... In SEC: 3rd ppg • 4th in steals/g • 15th in reb • 8th in 3's made • 7th in def reb

Year	GP	GS	Min	Avg	FG	FGA	Pct	3FG	3FGA	Pct	FT	FTA	Pct	Off	Def	Tot	Avg	PF	FO	Ast	TO	Blk	Stl	Pts	Avg
2019-20	15	15	496	33.1	79	181	.436	31	91	.341	83	91	.912	14	78	92	6.1	44	1	54	49	4	29	272	18.1
CAREER	49	41	1492	30.4	215	518	.415	107	299	.358	198	234	.846	32	192	224	4.6	121	3	150	110	9	60	735	15.0

CAREER HIGHS

PTS: 41 vs Tulsa (12/14/19)
REB: 10 vs FIU (12/01/18)
AST: 9 at Ole Miss (01/11/20)
STL: 5 (2x) last at Ga Tech (11/25/19)
BLK: 2 (7x) last vs TX Southern (11/19/19)



ETHAN HENDERSON

24 F • So. • 6-8 • 210
Little Rock, Ark.

Threw down a dunk and blocked a shot in season opener vs Rice ... Had a put-back, two rebounds and a blocked shot vs Texas Southern ... Provided big spark in 9-0 run versus Austin Peay with a dunk, three rebounds (finished with four boards) and 3 blocked shots.

Year	GP	GS	Min	Avg	FG	FGA	Pct	3FG	3FGA	Pct	FT	FTA	Pct	Off	Def	Tot	Avg	PF	FO	Ast	TO	Blk	Stl	Pts	Avg
2019-20	7	0	34	4.9	3	4	.750	0	0	.000	0	0	.000	3	9	12	1.7	6	0	1	2	5	1	6	0.9
CAREER	19	0	85	4.5	8	14	.571	0	0	.000	1	3	.333	6	18	24	1.3	12	0	2	5	7	4	17	0.9

CAREER HIGHS

PTS: 6 at Providence (03/19/19)
REB: 5 at Providence (03/19/19)
AST: 1 UT Arlington (11/23/18)
STL: 2 at Tennessee (01/15/19)
BLK: 3 vs Austin Peay (12/03/19)



JIMMY WHITT JR.

33 G • Gr.Sr. • 6-3 • 175
Columbia, Mo.



Played at Arkansas as FR, transferred to SMU, returned to Hogs for final year ... B.S. in Sport Management from SMU in May '19 ... Pursuing M.Ed. in Adult & Lifelong Learning ... **4th in SEC in FG% (.534), 2nd in minutes (36.15) & 13th in ppg (14.8) ... Career-high 30 pts vs Vandy (14-24) w/ team-best 8 rebs and 2 blks ... 7 career Double-Doubles w/ 1 Triple-Double ... 2 Double-doubles this yr: TX SOU (17 & 11) & WKU (17 & 12).**

Year	GP	GS	Min	Avg	FG	FGA	Pct	3FG	3FGA	Pct	FT	FTA	Pct	Off	Def	Tot	Avg	PF	FO	Ast	TO	Blk	Stl	Pts	Avg
2019-20	16	16	580	36.2	102	191	.534	0	1	.000	33	49	.673	22	63	85	5.3	40	1	32	25	9	20	237	14.8
CAREER	111	89	3281	29.6	479	1004	.477	16	66	.242	173	272	.636	145	357	502	4.5	253	3	300	154	44	143	1147	10.3

CAREER HIGHS

PTS: 30 vs Vanderbilt (01/15/20)
REB: 13 (2x) last vs Bradley (11/20/18)
AST: 10 vs McNeese State (11/29/18)
STL: 5 (3x) last vs Memphis (02/14/18)
BLK: 3 (2x) last at Memphis (01/19/19)



REGGIE CHANEY

35 F • So. • 6-8 • 222
Tulsa, Okla.

Tied career-high w/14 pts vs Vandy (6-6 FG, 2-2 FT) ... Tied career high with four steals in his season debut (TX SOU) ... Had three dunks and three steals vs South Dakota ... Had **career highs in rebounds (11) and assists (5) vs Northern Ky ...** Led team with 7 rebounds vs Tulsa ... Had 3 rejections vs South Dakota and at WKU ... Has a blocked shot in 28 of his 47 career games, including 8 with at least 3 rejections.

Year	GP	GS	Min	Avg	FG	FGA	Pct	3FG	3FGA	Pct	FT	FTA	Pct	Off	Def	Tot	Avg	PF	FO	Ast	TO	Blk	Stl	Pts	Avg
2019-20	13	0	184	14.2	21	27	.778	0	0	.000	6	12	.500	12	29	41	3.2	32	1	16	15	8	9	48	3.7
CAREER	47	2	739	15.7	104	177	.588	0	0	.000	23	45	.511	52	107	159	3.4	114	3	41	61	54	30	231	4.9

CAREER HIGHS

PTS: 14 (2x) last vs Vanderbilt (01/15/20)
REB: 11 vs Northern Kentucky (11/30/19)
AST: 5 vs Northern Kentucky (11/30/19)
STL: 4 (3x) last vs TX Southern (11/19/19)
BLK: 7 at Providence (03/19/19)



ERIC MUSSELMAN

University of Arkansas Head Coach
San Diego, 1987
As Arkansas Head Coach: 14-2 (1st yr)
As Collegiate Head Coach: 124-36 (5th yr)
As Pro Head Coach: 503-291 (14 seasons)

In 18 seasons as a head coach,