



CRIMSON TIDE

BASKETBALL

20 NCAA Appearances » 13 Combined SEC Titles » 2nd in SEC History in Total League Wins » 2nd in SEC History in Winning Percentage

A GAME 15 UK ALABAMA VS 14/14 KENTUCKY

JANUARY 11, 2020 / 11 A.M. CT / LEXINGTON, KY.

RUPP ARENA (20,500)

TV: ESPN

(Play-By-Play: Dan Shulman, Analyst: Jay Bilas)

RADIO: CRIMSON TIDE SPORTS NETWORK

(Play-By-Play: Chris Stewart, Analyst: Bryan Passink) | Sirius/XM Channel 136/380

CRIMSON TIDE

2019-20 Record	8-6
2019-20 SEC Record	1-1
Leading Scorer	John Petty Jr. (16.7)
Leading Rebounder	John Petty Jr. (7.3)
Leader in Assists	Kira Lewis Jr. (4.6)
Head Coach	Nate Oats
Record at Alabama (Years)	8-6 (1st)
Career Record (Years)	104-49 (5th)

WILDCATS

2019-20 Record	11-3
2019-20 SEC Record	2-0
Leading Scorer	Tyrese Maxey (14.0)
Leading Rebounder	Nick Richards (7.5)
Leader in Assists	Ashton Hagans (7.1)
Head Coach	John Calipari
Record at Kentucky (Years)	.316-74 (11th)
Career Record (Years)	761-214 (28th)

NUGGETS YOU NEED TO KNOW

- Alabama will play its lone road game in the current four-game stretch when it travels to square off with No. 14/14 Kentucky on Saturday afternoon in Rupp Arena. It is the only meeting between the two teams during the regular season.
- Saturday's game will mark the 152nd meeting in series history between two schools and will be the only contest between the teams during the regular season. The 151 games played in the series stands as UA's fifth-most common opponent in program lore. Kentucky owns a 113-38 edge in the all-time series.
- The Tide is 10-57 all-time against the Wildcats in Lexington and owns a 6-25 mark against UK in Rupp Arena. Alabama has lost eight straight games when playing Kentucky in Lexington. The last time Alabama won at Rupp Arena came on Jan. 14, 2006 (won, 68-64).
- The Crimson Tide won for the fourth time in its last five games and the six over the last eight when it captured a 90-69 victory over Mississippi State last Wednesday night inside Coleman Coliseum. Alabama matched a season-low of 10 turnovers and a balanced offensive attack with four players in double figures to help secure its 16th win over the Bulldogs in the last 21 meetings between the squads.
- Alabama has scored 90 or more points in five consecutive contests coming into the game at Kentucky, which set a program record for consecutive 90-point games. For some perspective, the Tide had just one 90-point game a year ago and have had only 10 total 90-point contests – three of which went into overtime – in the last 11 years dating back to the 2008-09 season.
- UA comes into Saturday's game leading the SEC in scoring offense (84.4) and threes made per game (11.1), while ranking second in three-point shooting percentage (.372). Nationally, the Tide ranks third in the nation threes made per game, fourth in scoring offense and 38th three-point field goal percentage.
- After opening the season with a 2-4 mark over its first six contests, the Tide owns a 6-2 mark in the eight games since. Turnovers have proved to be the biggest difference. Alabama averaged 18.8 miscues (113 turnovers) over the season's first six games but have since average 13.9 turnovers (111 turnovers) in the eight contests since.
- Alabama's John Petty Jr. needs just one more three-pointer to become just the fifth person in program history to make at least 200 treys for his career.

2019-20 SCHEDULE

OCTOBER

27 GEORGIA TECH (EXH.) W, 93-65

NOVEMBER

5 PENN	SEC Network+	L, 80-81
11 FLORIDA ATLANTIC	SEC Network+	W, 78-59
15 at Rhode Island	NBCSN	L, 79-93
19 FURMAN ¹	SEC Network+	W, 81-73
27 vs. ⁶ North Carolina ²	ESPN	L, 67-76
28 vs. Iowa State ²	ESPN2	L, 89-104
29 vs. Southern Miss ²	ESPNU	W, 83-68

DECEMBER

6 STEPHEN F. AUSTIN	SEC Network+	W, 78-68
14 at Penn State	Big Ten Network	L, 71-73
18 at Samford ³	ESPN+	W, 105-87
21 vs. Belmont ⁴	SEC Network	W, 92-72
29 RICHMOND	SEC Network	W, 90-78

JANUARY

4 at Florida*	ESPN2	L, 98-104 (2ot)
8 MISSISSIPPI STATE*	SEC Network	W, 90-69
11 at ^{14/14} Kentucky*	ESPN	11 a.m.
15 AUBURN*	ESPN2	8 p.m.
18 MISSOURI*	SEC Network	2:30 p.m.
22 at Vanderbilt*	SEC Network	8 p.m.
25 KANSAS STATE ⁵	ESPN2	5 p.m.
29 at LSU*	ESPN2/ESPNU	6 p.m.

FEBRUARY

1 ARKANSAS*	SEC Network	5 p.m.
4 TENNESSEE*	ESPN/ESPN2/ESPNU	6 p.m.
8 at Georgia*	SEC Network	5 p.m.
12 at Auburn*	ESPN2	6 p.m.
15 LSU*	ESPN/ESPN2	3 p.m.
19 TEXAS A&M*	SEC Network	6 p.m.
22 at Ole Miss*	SEC Network	7:30 p.m.
25 at Mississippi State*	SEC Network	8 p.m.
29 SOUTH CAROLINA*	SEC Network	7:30 p.m.

MARCH

3 VANDERBILT*	SEC Network	7:30 p.m.
7 at Missouri*	SEC Network	1:30 p.m.
11-15 at SEC Tournament ⁶	TBD	TBD













- Battle 4 Atlantis (Tuscaloosa, Ala.)
- Battle 4 Atlantis (Grand Paradise Island, Bahamas)
- Game will be played at the BJCC (Birmingham, Ala.)
- Rocket City Classic (Huntsville, Ala.)
- Big 12/SEC Challenge
- SEC Tournament (Nashville, Tenn.)

* Southeastern Conference game

BOLD indicates home game

Rankings listed are AP/Coaches

2019-20 OVERALL RECORDS • 8-6 / SEC • 1-1 / HOME • 5-1 / AWAY • 1-3 / NEUTRAL • 2-2
PREVIOUS GAME STARTERS HIGHLIGHTED IN SHADED BOX

0		JAVIAN DAVIS						LAST GAME: 4 pts, 4 rebs vs. Mississippi State NOTES: Sat out the 2018-19 season as a redshirt ... leads UA in FG%, ranks 5th on team in rebounding, 4th in steals & 7th in scoring ... made first collegiate start & had 19 pts & 9 rebs vs. FAU ... five games in double-digits ... has dropped nearly 40 pounds of weight since arriving on campus ... a four-star prospect by ESPN & first team all-state.	SEASON HIGHS Pts: 19 vs. Florida Atlantic (11/11/19) Rebs: 9 vs. Florida Atlantic (11/11/19) Assts: 2 2x, last vs. Iowa State (11/28/19) Blks: 2 at Samford (12/18/19)
		F • 6-9 • 242 • R-Fr. • Canton, Miss.							
		PPG	RPG	APG	BPG	FG%	FT%		
		7.4	4.6	0.7	0.3	.596	.625	18.6	
1		HERBERT JONES						LAST GAME: 9 pts, 5 rebs, 2 asts vs. Mississippi State NOTES: Two-year captain ... avg. 12.5 ppg, 7.5 rpg & 2.8 apg over last 4 gms ... first career double-double (11 pts/10 rebs) vs. Richmond ... season-high 17 pts at Rhode Island ... one of the top defensive players in the SEC ... set school record for charges taken in a season with 23 (2018) & has 48 for his career ... named Academic All-District (4th UA player to achieve feat).	SEASON HIGHS Pts: 17 at Rhode Island (11/15/19) Rebs: 10 vs. Richmond (12/29/19) Assts: 7 at Samford (12/18/19) Stls: 3 at Penn State (12/14/19)
		F/G • 6-7 • 205 • Jr. • Greensboro, Ala.							
		PPG	RPG	APG	SPG	BPG	FT%		
		9.1	5.6	2.8	1.0	.587		25.8	
2		KIRA LEWIS JR.						LAST GAME: 17 pts, 8 rebs, 4 asts vs. Mississippi State NOTES: Leads team in assists & minutes per game, 2nd in scoring ... tops SEC in mpg, 7th in ppg, 5th spg & 18th in apg ... career highs of 30 pts & 8 rebs vs. Penn ... team-best 4 games of 20 or more points & 11 games in double figures ... preseason All-SEC First Team ... helped lead Team USA to the gold medal at the 2019 FIBA Men's Basketball U-19 World Cup.	SEASON HIGHS Pts: 30 vs. Penn (11/5/19) Rebs: 8 2x, last vs. Miss. State (1/8/20) Assts: 8 2x, last vs. Belmont (12/21/19) Stls: 4 2x, last at Florida (1/4/20)
		G • 6-3 • 165 • So. • Meridianville, Ala.							
		PPG	RPG	APG	SPG	3FG%	FT%		
		16.6	5.7	4.6	1.9	.329	.800	37.8	
3		ALEX REESE						LAST GAME: 5 pts, 5 rebs, 3 blks vs. Mississippi State NOTES: Avg. 12.0 ppg, 5.0 rpg & 2.6 threes made per game while shooting 41% from deep over last 7 games ... 2nd on team in blocks, 3rd 3-pt FG% shooting & 4th in rpg ... has hit double-figures in 6 of last 8 gms & 8 times overall on the year ... season-high 16 pts at Samford ... 15 pts vs SFA ... two-time SEC Academic Honor Roll.	SEASON HIGHS Pts: 16 at Samford (12/18/19) Rebs: 9 vs. North Carolina (11/27/19) Assts: 4 at Rhode Island (11/15/19) Blks: 3 vs. Mississippi State (1/8/20)
		F • 6-9 • 245 • Jr. • Pelham, Ala.							
		PPG	RPG	APG	BPG	3FG%	FT%		
		9.1	4.9	1.2	1.0	.348	.714	21.1	
5		JADEN SHACKELFORD						LAST GAME: 10 pts, 2 rebs vs. Mississippi State NOTES: Avg. 17.0 ppg, 4.5 rpg & 3.5 3s made per game in last 4 gms ... ranks 3rd on team in ppg & mpg, 2nd in total 3s made (30) and 3s attempted (90) ... 67 percent of his total field goals attempts are from deep (90 of 135) ... season-high 28 vs. Richmond ... scored 25 pts vs. Furman ... has 8 double-digit scoring gms, including four straight.	SEASON HIGHS Pts: 28 vs. Richmond (12/29/19) Rebs: 8 vs. Richmond (12/29/19) Assts: 4 vs. Southern Miss (11/29/19) Stls: 3 vs. Furman (11/19/19)
		G • 6-3 • 195 • Fr. • Hesperia, Calif.							
		PPG	RPG	APG	SPG	3FG%	FT%		
		12.8	3.8	1.	0.6	.333	.813	25.8	
11		BEETLE BOLDEN						LAST GAME: 11 pts, 2 rebs vs. Mississippi State NOTES: Team's lone senior – a grad transfer from West Virginia ... season-high 23 pts & hit 4 treys vs. Southern Miss ... 15 pts at Penn State ... has reached double figures in 6 of the 12 gms he's played ... 82 career games at WVU & finished with 635 points (7.7 ppg), while knocking down 210-of-492 (.427) shots and 121-of-303 (.399) threes.	SEASON HIGHS Pts: 23 vs. Southern Miss (11/29/19) Rebs: 5 vs. Penn (11/5/19) Assts: 3 vs. North Carolina (11/27/19) Stls: 2 vs. Penn (11/5/19)
		G • 6-0 • 160 • Gr. • Covington, Ky.							
		PPG	RPG	APG	SPG	3FG%	FT%		
		9.3	2.1	1.2	0.4	.404	.818	21.6	
12		JAYLEN FORBES						LAST GAME: 5 pts, 3 rebs vs. Mississippi State NOTES: Has seen action in 12 of 13 games ... had season-high five points twice – vs. Iowa State and at Penn State ... season-best eight rebs vs. Penn ... four-star prospect who was ranked the No. 84 player overall and No. 2 player in Mississippi by ESPN.com ... tabbed first team all-state & holds high school's program scoring record.	SEASON HIGHS Pts: 5 3x, last at Mississippi State (1/8/20) Rebs: 8 vs. Penn (11/5/19) Assts: 1 4x, last vs. So. Miss (11/29/19) Stls:
		G • 6-4 • 186 • Fr. • Florence, Miss.							
		PPG	RPG	APG	SPG	3FG%	FT%		
		2.5	2.5	0.4	0.0	.200	.692	10.4	
15		TYLER BARNES						LAST GAME: 1 min vs. Mississippi State NOTES: A two-time SEC Academic Honor Roll honoree ... walk-on who has seen action in 11 career contests during his three seasons at Alabama ... earned a spot on the roster following walk-on tryouts prior to the 2018-19 season ... averaged 10.2 points and 8.7 rebounds per game during his senior season at St. Xavier HS.	SEASON HIGHS Pts: Rebs: 4 vs. Florida Atlantic (11/11/19) Assts: Blks:
		F • 6-8 • 201 • Jr. • Louisville, Ky.							
		PPG	RPG	APG	BPG	FG%	FT%		
		0.0	1.0	0.0	0.0	.000	.000	1.4	
21		BRITTON JOHNSON						LAST GAME: 1 min vs. Mississippi State NOTES: Earned a spot on the SEC First Year Academic Honor Roll ... played in five contests in his first year as a walk-on ... was a two-year letterwinner at Mountain Brook HS ... helped lead team to back-to-back Alabama 7A state championships (2017 and 2018), averaging 9.0 points and 2.2 rebounds per game over that stretch.	SEASON HIGHS Pts: 3 vs. Iowa State (11/29/19) Rebs: Assts: Stls:
		G • 6-4 • 183 • So. • Mountain Brook, Ala.							
		PPG	RPG	APG	SPG	3FG%	FT%		
		0.8	0.0	0.0	0.0	.333	.000	1.3	
23		JOHN PETTY JR.						LAST GAME: 18 pts, 6 rebs, 3 asts vs. Mississippi State NOTES: Tops UA in ppg, rpg & 3-pt FG%, ranks 2nd in mpg & apg ... No. 2 in SEC in 3FG%, No. 3 in 3s made/game (3.6) ... avg. 19.2 pts & 4.3 3s made/game, shooting 56.0% from deep his last 11 gms ... 2 30-point gms & 10 double figure gms ... currently ranks No. 5 in UA history in career 3s made (199) & No. 7 in 3s att. (512).	SEASON HIGHS Pts: 39 at Samford (12/18/19) Rebs: 12 vs. Iowa State (11/29/19) Assts: 5 vs. Florida Atlantic (11/11/19) Stls: 3 2x, last vs SFA (12/6/19)
		G • 6-5 • 184 • Jr. • Huntsville, Ala.							
		PPG	RPG	APG	SPG	3FG%	FT%		
		16.7	7.3	2.3	1.3	.505	.756	33.6	
30		GALVIN SMITH						LAST GAME: 11 pts, 4 rebs, 2 asts vs. Mississippi State NOTES: Avg. 9.0 pts & 3.5 rbs a game over last 2 contests, both of which he started ... tied his career high with 11 pts vs. Miss. State ... had 7 pts at Florida ... has played in all 13 games with 3 starts ... a two-time SEC Academic Honor Roll honoree ... named to SEC Community Service Team last season.	SEASON HIGHS Pts: 11 vs. Mississippi State (1/8/20) Rebs: 5 2x, last vs. Richmond (12/29/19) Assts: 2 2x, last vs. Miss. State (1/8/20) Blks: 3 3x, last vs SFA (12/6/19)
		F • 6-9 • 240 • Jr. • Clinton, Miss.							
		PPG	RPG	APG	BPG	FG%	FT%		
		2.8	2.4	0.4	1.2	.515	.385	13.1	
35		RAYMOND HAWKINS						LAST GAME: 1 min vs. Mississippi State NOTES: First signee of the Nate Oats era at Alabama ... a four-star recruit according to ESPN.com ... played at Bishop O'Dowd from 2016-18 before transferring to Findlay Prep in Henderson, Nev., for his final year ... averaged 14.9 points, 5.9 rebounds and 1.1 assists per game while shooting 60 percent from the field as a senior.	SEASON HIGHS Pts: Rebs: Assts: Blks:
		F/C • 6-9 • 240 • Fr. • Oakland, Calif.							
		PPG	RPG	APG	BPG	FG%	FT%		
		0.0	0.0	0.0	0.0	.000	.000	1.1	

LAST TIME OUT: ALABAMA 90, MISSISSIPPI STATE 69 (TUSCALOOSA, ALA./COLEMAN COLISEUM - JAN. 8, 2020)

		Official Basketball Box Score - Final										Game Time: 12:00 AM	
		Mississippi St. at Alabama										Game Duration: 2:04	
		01/09/20 Coleman Coliseum, Tuscaloosa										Attendance: 9,938	
		2019-20 Men's Basketball											
Mississippi St. - 69		Record: 9-5 (0-2)										Officials: Doug Shows, Owen Shortt, Gerald Williams	
NO.	Name	Min	FG M-A	3P M-A	FT M-A	Rebounds OR DR TOT	Fouls PF FD	TP	AS	TO	ST	Blocks BS BA	+/-
1	Reggie Perry	F 22:59	5-11	1-3	3-4	2 3 5	5 4	14	2	1	2	0 1	-2
24	Abdul Ado	F 27:27	1-4	0-0	1-2	4 4 8	4 1	3	0	2	0	2 0	-25
0	Nick Weatherspoon	G 29:04	7-14	0-1	6-10	1 3 4	5 7	20	2	2	0	0 1	-19
12	Robert Woodard II	G 33:48	6-11	1-1	1-3	1 8 9	2 2	14	1	2	2	0 0	-21
23	Tyson Carter	G 30:05	4-16	1-5	0-0	0 1 1	3 1	9	2	1	1	1 0	-5
3	D.J. Stewart Jr.	27:22	1-6	0-3	0-0	1 2 3	1 1	2	1	1	0	0 1	-19
5	Iverson Molinar	15:53	2-6	1-1	2-2	1 0 1	5 1	7	1	1	0	0 3	-5
22	KeyShawn Feazell	13:22	0-1	0-1	0-0	1 2 3	0 0	0	0	1	0	0 0	-9
Team						4 0 4		0		0			
Totals			26-69	4-15	13-21	15 23 38	25 17	69	9	11	5	3 6	-21
Technical Fouls: NONE													
Alabama - 90		Record: 8-6 (1-1)											
NO.	Name	Min	FG M-A	3P M-A	FT M-A	Rebounds OR DR TOT	Fouls PF FD	TP	AS	TO	ST	Blocks BS BA	+/-
3	Alex Reese	F 22:40	2-4	0-2	1-2	0 5 5	1 2	5	0	3	0	3 0	1
30	Galin Smith	F 22:41	5-8	0-0	1-2	2 2 4	1 1	11	2	0	0	1 1	21
1	Herbert Jones	G 19:55	3-5	0-0	3-6	1 4 5	4 6	9	2	1	0	0 0	21
2	Kira Lewis Jr.	G 36:20	5-10	1-3	6-6	1 7 8	3 5	17	4	3	1	0 1	22
23	John Petty Jr.	G 34:34	6-10	4-7	2-2	0 6 6	0 1	18	3	1	1	0 0	12
0	Javian Davis	11:33	0-2	0-1	4-8	3 1 4	0 4	4	1	0	0	1 0	-4
5	Jaden Shackelford	18:53	2-10	2-6	4-5	0 2 2	0 3	10	1	0	0	0 1	5
11	James Bolden	19:17	4-5	2-2	1-1	1 1 2	4 1	11	1	1	1	1 0	16
12	Jaylen Forbes	09:52	1-2	1-2	2-2	1 2 3	4 2	5	0	1	0	0 0	11
15	Tyler Barnes	01:25	0-0	0-0	0-0	0 0 0	0 0	0	0	0	0	0 0	0
21	Britton Johnson	01:25	0-1	0-1	0-0	0 0 0	0 0	0	0	0	0	0 0	0
35	Raymond Hawkins	01:25	0-0	0-0	0-0	0 0 0	0 0	0	0	0	0	0 0	0
Team						1 2 3		0		0			
Totals			28-57	10-24	24-34	10 32 42	17 25	90	14	10	3	6 3	21
Technical Fouls: NONE													
		MSU		UA		Points from Turnovers		MSU		UA		Period by Period Scoring	
Biggest lead		3 (1 st 16:54)		23 (2 nd 0:52)		9 21		36 34		MSU		1st 2nd TOT	
Best Scoring Run		5 (1 st 16:54)		11 (1 st 13:33)		11 13		10 6		UA		42 48 90	
Lead Changes		6											
Times Tied		1											
Time with Lead		02:12		35:43		9 30							

TUSCALOOSA, Ala. -- The Alabama men's basketball team earned its first conference win of the season with a dominating 90-69 victory over the Mississippi State Bulldogs in the SEC home opener at Coleman Coliseum. With the win, the Crimson Tide has now reached 90 or more points in five consecutive games which marks the first time in school history a UA team has achieved the feat.

Alabama (8-6, 1-1 SEC) collected its sixth win over the last eight contests as four players reached double-digits led by junior John Petty Jr. who scored a team-leading 18 points on the strength of 4-of-7 shooting from beyond the arc. The SEC leader in three-point percentage recorded double figures for the fifth-straight game and 10th time in UA's last 11 contests.

Sophomore Kira Lewis Jr. finished with 17 points, 8 rebounds and 4 assists, while junior Galin Smith added 11 points, matching the best single-game scoring output of his career, to go along with four rebounds and a pair of assists. Graduate senior Beetle Bolden added 11 points off the bench in the winning effort.

Mississippi State (9-5, 0-2) was led by Nick Weatherspoon's 20 points on the night.

Coach Nate Oats Postgame Comments

"That's a good win. We struggled closing the first half and opening the second half at Florida and that's something we wanted to get better at tonight. We went into halftime on a run and came out of halftime on a run. We kind of closed down any runs they made. I thought our defensive effort in the second half was as good as we've had. Typically, we've been pretty good in the first half and then relapsed in the second half on the defensive end. Our stats guys had us at .94 points per possession in the first half and .95 in the second half, so it was just about dead even. I'm proud of our guys. Kira won the Hard Hat award as you can see, the first time he's got it. I thought it was the best game he's played in a while. I thought he was efficient with his shots and getting to the rim. I thought this was the best game Galin has played too. It was great, him being from Mississippi, that he got to come out and play as well as he did against Mississippi State."

Team Stats

- Alabama captured its 16th win over Mississippi State in the last 21 meetings between the two teams dating back to the 2011-12 season
- The Crimson Tide shot 41.7 percent (10-of-24) from beyond-the-arc, marking the fifth straight game that the Tide has made at least 10 triples
- Petty is one three-pointer away from reaching 200 threes made in his career, which would make him the fifth Alabama player in program history to achieve that feat
- Trailing 28-27 with 4:19 left in the opening half, Alabama went on a 24-8 run that spanned half time and last 7:03 to give the Tide a 51-36 lead with

- UA shot 49.1 percent from the field and held MSU to just 37.7 shooting on the night to improve to 8-0 on the year when it shoots a better percentage in a game than the opposition
- Alex Reese earned a career-high three blocks while adding five points and five rebounds
- Galin Smith tied his career-high of 11 points and two assists
- Mississippi State entered the game as one of the top rebounding teams in the country, however, Alabama outrebounded the Bulldogs 42-38 on the night
- The Crimson Tide bench outscored the Bulldogs reserves 30-9 in the contest

First Half

- After falling behind 5-2, Alabama reeled off 11 straight points to grab a 13-5 lead at the 13:33 mark of the first half
- With Alabama in the front, 20-14, a 13-1 Bulldogs spurt gave Mississippi State a 24-23 advantage with 6:11 to play in the period
- With UA trailing 28-27 at the 4:19 mark, Petty and Bolden connected on back-to-back triples to give the Tide a 35-30 lead with 2:49 to go in the first
- Over the final 4:19 Alabama outscored Mississippi State, 15-6, to carry a 42-34 lead into the half
- Lewis led the Tide with 10 points in the first half, while Petty added seven

Second Half

- Alabama scored the first six points of the second half and extended its lead to 48-34 at the 18:14 mark of the second half
- Alabama led 55-42 before a 7-1 Mississippi State run cut the Tide's lead to 56-49 with 13:45 to go
- A Petty three-pointer capped a 10-0 Alabama run that stretched the Tide's advantage from 60-53 at the 10:53 mark to 70-53 with 8:11 remaining in the contest
- The Bulldogs cut Alabama's lead to 71-60 before the Tide responded with a 7-0 surge to widen the gap to 78-60 with just 4:53 remaining and closed the game out for the victory

2019-20 TOP PERFORMANCES

CATEGORY	ALABAMA	OPPONENTS
Points	39, John Petty Jr. at Samford, 12/19/19	33, Jordan Lyons, Furman, 11/19/19
Field Goals Made	12, John Petty Jr. at Samford, 12/19/19	9, Jordan Dingle, Penn, 11/5/19
Field Goal Attempts	23, 2x, last by Kira Lewis Jr. at Florida, 1/4/20	21, 2x, last by Adam Kunkel, Belmont, 12/21/19
3-Pointers Made	10, John Petty Jr. at Samford, 12/19/19	6, Jordan Lyons, Furman, 11/19/19
3-Pointers Attempted	13, 3x, last by Jaden Shackelford vs. Richmond, 12/29/19	16, Jordan Lyons, Furman, 11/19/19
Rebounds	12, John Petty Jr. vs. Iowa State, 11/28/19	16, Kerry Blackshear, Florida, 1/4/20
Assists	8, 2x, last by Kira Lewis Jr. vs. Belmont, 2/21/19	15, Josh Sharkey, Samford, 12/18/19
Steals	4, 3x, last by Kira Lewis Jr. at Florida, 1/4/20	4, 6x, last by John Corneaux, Stephen F. Austin, 12/6/19
Blocks	3, 2x, last by Galin Smith vs. Stephen F. Austin, 12/6/19	5, Lamar Stevens, Penn State, 12/14/19

ALABAMA	TALE OF THE TAPE	KENTUCKY
2019-20	Season	2019-20
1-6	Overall	11-3
1-1	Conference	2-0
6-4	Last 10	8-2
4-1	Last 5	3-2
84.4	PPG	74.7
78.9	OPP PPG	62.2
+5.4	Margin	+12.5
.445	FG%	.464
.419	FG% DEF	.387
.372	3PT%	.301
.304	3PT% DEF	.297
.706	FT%	.782
41.4	RPG	37.4
38.9	OPP RPG	30.9
+2.6	Margin	+6.5
14.5	APG	15.3
16.0	TOs PG	12.4
4.4	BPG	4.7
6.5	SPG	5.4

SERIES HISTORY

Overall Series Record.....	Kentucky leads, 113-38
Last Five Contests.....	Kentucky leads, 4-1
Last 10 Contests.....	Kentucky leads, 9-1
At Kentucky.....	Kentucky leads, 57-10 (streak: lost 8)
At Alabama.....	Kentucky leads, 31-24 (streak: won 1)
At Coleman Coliseum.....	Kentucky leads, 20-18
Neutral Site.....	Kentucky leads, 28-5
Series Streak.....	Kentucky won 1
Last Meeting.....	March 15, 2019 in Nashville, Tenn. – SEC Tourney (Kentucky 73, Alabama 55)

ABOUT KENTUCKY

• Kentucky enters the contest sporting an 11-3 record on the season and a perfect 2-0 mark in league play following the team's 78-69 win at Georgia last Tuesday night. The Wildcats trailed 37-31 at halftime before finally taking the lead on Immanuel Quickley's 3 with 8:06 remaining. UK won the second half, 47-32, shot 59 percent, including 4-of-6 on threes, and had 11 assists on 17 made baskets.

• Four players average in double figures to lead a balanced offensive attack for the Wildcats. Freshman guard Tyrese Maxey leads the team with 14.0 points and 33.4 minutes per contest. Junior forward Nick Richards is second on the team in scoring average (13.0 ppg), while leading UK in rebounding (7.5 rpg), blocks (2.1 bpg) and field goal percentage (69.2 percent, 74-of-107), which ranks fourth-best nationally.

• Sophomores Ashton Hagans (12.9 ppg) and Immanuel Quickley (12.8 ppg) also average double digit scoring for the Wildcats. Hagans, considered one of the premier defenders in the SEC, leads the team with 2.1 steals, which is second-best in the SEC, and 7.1 assists per game, which tops the league and ranks eighth in the nation.

• As a team, Kentucky is outscoring the competition by +12.5 points per game and owns a +6.5 advantage on the glass. The Wildcats are shooting 46.4 percent from the floor, 30.1 percent from beyond the arc and 78.2 percent from the charity stripe, which not only leads the SEC but ranks ninth-best nationally. UK also leads the SEC in assist-turnover ratio (1.2) and ranks among the best in the league in rebounds per game allowed (30.9 - 2nd), field goal percentage defense (3rd - 38.7 percent), assists per game (4th - 15.3) and scoring margin (4th - 12.5).

• Kentucky head coach John Calipari comes into Saturday's game with an all-time record of 761-214 (.781) in his 28th season at the helm of the men's basketball program. Now in his 11th season at UK, Calipari owns a record of 316-74 (.810). Calipari has led his teams to great success, having secured 26 consecutive 20-win seasons coming into the 2018-19 campaign.

SOCIAL MEDIA:



Follow us on Twitter and Instagram @AlabamaMBB



Like us on Facebook at AlabamaMBB

Follow **ALABAMA MEN'S BASKETBALL** on the social media sites listed for up-to-date news, exclusive content and more.

ASSOCIATED PRESS POLL

WEEK 10 (JAN. 5)				
Rank	Team (FPV)	Record	Points	Prev. Rank
1	Gonzaga (54)	16-1	1,607	1
2	Duke (9)	13-1	1,545	2
3	Kansas (2)	11-2	1,513	3
4	Baylor	11-1	1,386	6
5	Auburn	13-0	1,317	8
6	Butler	14-1	1,181	11
7	San Diego State	15-0	1,130	13
8	Michigan State	12-3	1,129	14
9	Oregon	12-3	1,075	4
10	Florida State	13-2	966	18
11	Ohio State	11-3	924	5
12	Maryland	12-2	863	15
13	Louisville	11-3	844	7
14	Kentucky	10-3	811	17
15	Dayton	13-2	614	20
16	Villanova	10-3	604	10
17	West Virginia	11-2	599	16
18	Virginia	11-2	556	19
19	Michigan	10-4	502	12
20	Penn State	12-2	456	21
21	Memphis	12-2	455	9
22	Texas Tech	10-3	287	22
23	Wichita State	13-1	252	24
24	Arizona	11-3	184	25
25	Colorado	12-3	81	NR

Others receiving votes: Iowa 63, Seton Hall 48, **Arkansas 38**, Marquette 25, Xavier 18, Wisconsin 17, Houston 8, Creighton 6, Washington 6, Virginia Commonwealth 5, Saint Mary's 3, Northern Iowa 2, Liberty 2, Purdue 1, **Stephen F. Austin 1**, BYU 1.

USA TODAY/COACHES POLL

WEEK 10 (JAN. 5)				
Rank	Team (FPV)	Record	Points	Prev. Rank
1	Gonzaga (30)	13-1	798	1
2	Duke (1)	11-1	753	3
3	Kansas (1)	10-2	730	5
4	Baylor	9-1	639	6
5	Ohio State	11-2	621	2
6	Oregon	11-2	619	7
7	Auburn	12-0	578	8
8	Louisville	11-2	570	4
9	Villanova	9-2	507	9
10	Butler	12-1	489	11
11	Memphis	11-1	461	10
12	San Diego State	13-0	382	14
13	Michigan	10-3	357	15
14	Kentucky	9-3	348	19
15	Maryland	11-2	341	12
16	Michigan State	10-3	316	16
17	West Virginia	11-1	311	23
18	Dayton	10-2	291	18
19	Virginia	10-2	280	13
20	Florida State	11-2	244	17
21	Penn State	11-2	125	21
22	Texas Tech	9-3	112	22
23	Wichita State	11-1	82	25
24	Arizona	10-3	74	24
25	Iowa	10-3	62	NR

Others receiving votes: Washington 38; Utah State 38; Xavier 34; Northern Iowa 28; Marquette 27; Colorado 27; Saint Mary's 21; Purdue 20; Creighton 15; DePaul 14; **Arkansas 14**; Seton Hall 13; **North Carolina 7**; Houston 6; VCU 3; **Florida 3**; Liberty 2.

QUICK FACTS

UNIVERSITY

Location	Tuscaloosa, Ala.
Founded	April 12, 1831
Enrollment	38,103
Conference	Southeastern
Colors	Crimson and White
Nickname	Crimson Tide
President	Dr. Stuart Bell
Athletic Director	Greg Byrne

FACULTY ATHLETICS

Facultay Athletics Representative	Dr. James King
Sport Administrators	Jeff Purinton
Arena (Capacity)	Coleman Coliseum (15,383)

COACHING STAFF

Head Coach	Nate Oats
Alma Mater	Maranatha Baptist, 1998
Record at Alabama	8-6 (1st)
Career Record	104-49, .680 (Fifth Season)
Assistant Coaches	Charlie Henry Bryan Hodgson Antoine Pettway
Director of Operations	Adam Bauman
Operations Coordinator	Alex Accetta
Strength and Conditioning	Mike Snowden
Athletic Trainer	Clarke Holter
Director of Video Services	Andrew Steele
Director of Player Development	Dr. Arnie Guin
Nutritionist	Amanda Branson
Graduate Managers	Donovan Kates, Patrick Niland, Christian Pino, Derek Rongstad

TEAM INFORMATION

2019-20 Record	8-6
2019-20 SEC Record	0-0
2019-20 H/A/N Record	5-1/1-3/2-2
Starters Returning/Lost	3/2
Letterwinners Returning/Lost	7/7
Newcomers	7*

* includes transfers

PROGRAM HISTORY

All-Time Record	1,683-1,052-1 (.616)
SEC Record	792-617 (.562)
SEC Tournament Record	67-53 (.558)
SEC Championships	7
NCAA Appearances	20
NIT Appearances	16

ATHLETICS COMMUNICATIONS

Basketball Contact	Aaron Jordan
Director of Athletics Communications	
Office	205-348-6084
Mobile	205-913-1979
E-mail	ajordan@ia.ua.edu
Fax	205-348-8841
Website	www.RollTide.com
Mailing Address	1201 Coliseum Drive Room 170 Tuscaloosa, AL 35487

ALABAMA MEN'S BASKETBALL QUICK HITS

TEAM NOTES

• Alabama enters Saturday's game having played the toughest strength of schedule in the SEC (as of 1/10). According to the latest NET rankings which were release on Jan. 10, the Crimson Tide owns the No. 22 overall strength of schedule and the No. 17 non-conference SOS – both of which lead the SEC.

• For the first time in program history, the Alabama Crimson Tide has scored 90 or more points in five straight games entering Saturday's contest at Kentucky. Over the current five-game span, Alabama is outscoring the competition by 13.0 points a game, 95.0-82.0, while shooting 47.6 percent from the floor, 42.9 percent from beyond the arc and 72.5 percent from the charity stripe.

• As a result of its recent offensive surge, Alabama has vaulted to No. 1 in the SEC and No. 4 nationally in scoring offense (84.4). The Tide has scored 1,181 points through its 14 games thus far. With 18 more guaranteed games this season, the Crimson Tide is on pace to program's single-season scoring record of 2,761 points set during the 2000-01 campaign.

• In addition to its national ranking in scoring, the Tide ranks atop the SEC and No. 3 nationally in three-pointers made per game (11.1) while ranking No. 2 in the SEC and 38th nationally in three-point field goal percentage (.372). Alabama is on pace to shatter the team's three-point records for a single season of 259 made three-pointers and 763 attempted. The Crimson Tide enters its upcoming contest 156-of-419 from beyond the arc through 14 games on the year.

• Alabama's pace of play ranks among the national leaders entering conference play. The Crimson Tide averages 78.1 possessions per 40 minutes ranks third-best in the country. Furthermore, UA's average possession length on offense is at 15.2 which ranks as the 14th-fastest in the nation.

• In 14 contests this season, the Tide has posted more than 30 shots from beyond the arc nine times while Alabama has attempted more than 65 shots from the field in nine separate contests and scored 80 or more points a total of nine times.

• Over its first six contests, the Crimson Tide averaged 13.8 assists and 18.8 turnovers per game. However, in the last eight games, Alabama has turned that stat around to 15.0 assists and 13.9 turnovers per outing.

INDIVIDUAL NOTES

• Guard John Petty Jr.'s last 10 games: 19.2 ppg, 7.1 rpg, 4.3 threes made per game, 54.0 field goal percentage (57-of-106), 56.0 percent three-point field goal percentage (47-of-84), 84.8 free throw percentage (28-of-33).

• Forward Herbert Jones' last five games: 11.8 ppg, 7.4 rpg, 3.4 apg, 53.3 percent (21-of-38) field goal percentage, 64.0 percent (16-of-25) free throw percentage.

• Guard Beetle Bolden's last seven games: 11.6 ppg, 2.0 rpg, 2.1 threes made per game, 46.3 field goal percentage (25-of-54), 45.5 three-point field goal percentage (20-of-54).

• Guard Jaden Shackelford's last four games: 15.6 ppg, 4.0 rpg, 3.2 threes made per game, 45.7 three-point field goal percentage (16-of-35), 90.0 free throw percentage (18-of-20).

• Forward Galin Smith's last two games: 11.0 ppg, 3.5 rpg, 66.7 percent (8-of-12) field goal percentage.

2019-20 ROSTER & PRONUNCIATIONS

No.	Name	Fi-net-ick	Pos.	Ht./Wt.	Yr.	Major	Hometown
0	Javian Davis-Fleming	JAY-vee-un	F	6-9/242	R-Fr.	Public Health	Canton, Miss.
1	Herbert Jones		G/F	6-7/205	Jr.	Business Man.	Greensboro, Ala.
2	Kira Lewis Jr.	KIE (like PIE)-ruh	G	6-3/165	So.	Consumer Science	Meridianville, Ala.
3	Alex Reese		F	6-9/245	Jr.	Psychology	Pelham, Ala.
4	Juwan Gary	juh-WAHN	F	6-5/215	Fr.	Comm. Studies	Columbia, S.C.
5	Jaden Shackelford		G	6-3/195	Fr.	Advertising	Hesperia, Calif.
11	James "Beetle" Bolden		G	6-0/160	Gr.	Sports Man. ^{Masters}	Covington, Ky.
12	Jaylen Forbes		G	6-4/186	Fr.	Exercise Science	Florence, Miss.
13	Jahvon Quinerly	juh-VON	G	6-1/175	So.	Advertising	Hackensack, N.J.
15	Tyler Barnes		F	6-8/201	Jr.	Chemical Eng.	Louisville, Ky.
21	Britton Johnson		G	6-4/183	So.	Business Man.	Mountain Brook, Ala.
23	John Petty Jr.		G	6-5/184	Jr.	General Studies	Huntsville, Ala.
25	Adam Cottrell	COTT-rull	G	6-3/190	Fr.	Business	Flowery Branch, Ga.
30	Galín Smith	GAY-lin	F	6-9/240	Jr.	Exercise Science	Clinton, Miss.
33	James Rojas	ROE-hoss	F	6-8/215	Jr.	General Studies	Jamestown, N.Y.
34	Sam Okauru	oh-KAH-roo	G	6-5/200	Fr.	Business	Raleigh, N.C.
35	Raymond Hawkins		F	6-9/240	Fr.	Communications	Oakland, Calif.

BLUE COLLAR PTS

The Blue Collar Award is something created by head coach Nate Oats which is handed out to a Crimson Tide men's basketball player at the end of each game. The point system accumulates over the course of a game. Deflections, steals, blocks, rebounds and loose balls count for one point. Offensive rebounds are worth 1.5 points, floor dives are two and charges are worth four points. Below is list of players who have earned the Blue Collar Award for each game:

OPPONENT.....	TEAM TOTAL.....	HARD HAT AWARD
Georgia Tech.....	111.5	Herbert Jones
Penn.....	120	John Petty Jr.
Florida Atlantic.....	112.5	Javian Davis
at Rhode Island.....	84.0	Herbert Jones (2)
Furman.....	108.5	Javian Davis (2)
vs. North Carolina.....	114.0	Kira Lewis Jr.
vs. Iowa State.....	102.0	John Petty Jr. (2)
vs. Southern Miss.....	83.0	Herbert Jones (3)
Stephen F. Austin.....	99.0	Jaden Shackelford
at Penn State.....	106.5	Herbert Jones (4)
at Samford.....	111.5	John Petty Jr. (3)
vs. Belmont.....	94.0	Herbert Jones (5)
Richmond.....	88.5	Herbert Jones (6)
at Florida.....	87.0	Herbert Jones (7)
Mississippi State.....	86.0	Kira Lewis Jr.
at Kentucky		
Auburn		
Missouri		
at Vanderbilt		
Kansas State		
at LSU		
Arkansas		
Tennessee		
at Georgia		
at Auburn		
LSU		
Texas A&M		
at Ole Miss		
at Mississippi State		
South Carolina		
Vanderbilt		
at Missouri		

CUMULATIVE BLUE COLLAR POINTS TOTAL

Herbert Jones.....	263.5
John Petty Jr.....	251
Javian Davis.....	203
Kira Lewis Jr.....	193.5
Alex Reese.....	155.5
Jaden Shackelford.....	138
Beetle Bolden.....	131.5
Galín Smith.....	114.5
Jaylen Forbes.....	76
Tyler Barnes.....	7
Britton Johnson.....	6
Raymond Hawkins.....	1
TOTALS.....	1,544.5

SEASON DEFLECTIONS

John Petty Jr.....	52
Herbert Jones.....	46
Javian Davis.....	39
Kira Lewis Jr.....	34
Jaden Shackelford.....	26
Alex Reese.....	17
Beetle Bolden.....	14
Jaylen Forbes.....	10
Galín Smith.....	8
Tyler Barnes.....	2
Britton Johnson.....	1
Raymond Hawkins.....	1
TOTALS.....	250

ALABAMA IN ITS 107TH SEASON OF BASKETBALL

- Alabama is in its 107th season of basketball in 2019-20. The Tide's first season of hoops came in 1912-13. There was no season in 1943-44 due to World War II.
- The Tide holds an all-time record of 1,683-1,052-1 (.616), which includes a 791-617 (.562) record in SEC play.
- Alabama ranks second in the SEC in league victories and all-time winning percentage.
- UA has made 36 NCAA (20) or NIT (16) appearances and has won seven SEC regular-season titles and six SEC Tournament championships.

ABOUT ALABAMA

- Alabama will take on No. 14/14 Kentucky on Saturday afternoon in the lone meeting between the two programs this season. It is the first of two consecutive games for the Crimson Tide against teams ranked in the top 15 in the nation. Next Wednesday, Alabama will welcome rival No. 5/7 Auburn to Coleman Coliseum (8 p.m. CT on ESPN2).
- Three Alabama players average double figures, while six average over 9.0 points per game through its 14 contests played. Junior John Petty Jr. (16.7 ppg) and sophomore Kira Lewis Jr. (16.6 ppg) are tied atop the squad in scoring average, while ranking sixth and seventh, respectively, among the league's scoring leaders. Combined the duo produces the third-highest combined points by any two players on the same team in the SEC (33.3 ppg).
- Lewis leads the SEC and ranks seventh in the nation in minutes per game (37.5), while also leading UA and ranking among the league leaders in assists (8th - 4.6 apg) and steals (5th - 1.9 spg). A first-team All-SEC preseason honoree, he also tops the team in field goals made (87) and attempted (203), and is shooting 42.9 percent from the field and 32.9 percent (23-of-70) from beyond the arc.
- Petty is one of the top three-point shooters in the nation. He ranks second in the SEC in three-point field goal percentage (50.5 percent, 50-of-99) and is third in threes made per game (3.5), while ranking fourth and seventh, respectively, in the categories nationally. Additionally, he leads the squad and ranks ninth in the conference in rebounding (7.3 rpg) and also tops UA in threes made (50) and attempted (99) while ranking second in steals (1.3 spg) and minutes (33.6 mpg) per game.
- Freshman Jaden Shackelford also average in double figures at 12.8 ppg. He leads the team in threes attempted as 96 of 145 field goal attempts – approximately 66 percent – have come from beyond the three-point line.
- Graduate senior Beetle Bolden (9.5 ppg) and juniors Alex Reese (9.1 ppg) and Herbert Jones (9.1 ppg) are all contributing offensively.
- As a team, the Crimson Tide has been outrebounded in just four of its 14 games played this year and owns a +2.5 advantage on the glass (41.4-38.9). The 41.4 rebounds per game rank third in the SEC and 15th-best in the nation. Alabama has outscored the opposition by +5.4 points (84.4-78.9) and is shooting 44.5 percent from the field, 37.2 percent from beyond the arc and 70.6 percent from the foul line.

FIRST SIX/LAST EIGHT

- With a win over Mississippi State in its previous contest, Alabama continues to play well after dropping four of its first six games (2-4) to begin the season. The Crimson Tide have responded by capturing wins in six of its last eight contests (6-2) coming into Saturday's contest at Kentucky.
- While most of the numbers show a big improvement over the stretch from the beginning of the year to most recent. No category had a more drastic improvement than turnovers. Alabama averaged 18.8 miscues (113 turnovers) over the season's first six games but have since average 14.4 turnovers (101 turnovers) in the seven contests since.
- Below is a comparison of the Crimson Tide's first six and last seven games (listed as UA/OPP).

GAMES	POINTS PER GAME	FG%	3FG%	ASTS PER GAME	TOS PER GAME
	UA/OPP	UA/OPP	UA/OPP	UA/OPP	UA/OPP
First Six (2-4)	79.0/81.0	.424/.422	.329/.325	13.8/13.2	18.8/13.7
Last Eight (6-2)	88.4/77.4	.461/.416	.401/.285	15.0/11.3	13.9/14.5

2019-20 HUSTLE STATS

DUNK CHART

PLAYER	DUNKS
Jones	8
Lewis Jr.	5
Davis	3
Petty Jr.	4
Reese	4
Smith	3
TOTALS	27

CHARGES TAKEN

PLAYER	CHARGES
Bolden	11
Jones	9
Shackelford	4
Forbes	1
Lewis Jr.	1
Reese	1
TOTALS	24

FLOOR DIVES

PLAYER	CHARGES
Davis	20
Jones	18
Bolden	12
Smith	11
Lewis Jr.	8
Petty Jr.	6
Reese	5
Forbes	4
Shackelford	3
Johnson	1
TOTALS	88

AND-1's

PLAYER	AND-1's
Shackelford	4-for-5
Jones	3-for-4
Lewis Jr.	1-for-3
Davis	2-for-2
Reese	1-for-2
Bolden	1-for-2
TOTALS	13-for-19 (.684)

SPECIALTY STATS

Opponent	Pts off				
	Paint	T/O	2ndCh	FastB	Bench
PENN	42	18	13	2	9
ALABAMA	30	17	18	9	20
FLORIDA ATLANTIC	26	19	11	3	19
ALABAMA	34	11	16	8	31
at Rhode Island	38	33	3	21	25
ALABAMA	50	18	9	17	21
FURMAN	16	14	7	2	9
ALABAMA	38	12	8	8	28
vs. North Carolina	40	12	23	12	10
ALABAMA	28	17	7	4	7
vs. Iowa State	24	24	4	13	24
ALABAMA	36	13	14	12	29
vs. Southern Miss	26	14	14	6	17
ALABAMA	26	24	12	18	35
STEPHEN F. AUSTIN	36	21	11	10	26
ALABAMA	18	20	14	0	21
at Penn State	22	15	13	19	22
ALABAMA	36	22	7	5	31
at Samford	38	16	10	11	12
ALABAMA	26	18	9	10	24
vs. Belmont	38	13	6	16	8
ALABAMA	34	12	10	23	19
RICHMOND	34	13	9	2	21
ALABAMA	28	12	17	10	35
at Florida	40	18	21	13	23
ALABAMA	34	15	14	8	29
MISSISSIPPI STATE	36	9	11	10	9
ALABAMA	34	21	13	6	30
at Kentucky					
ALABAMA					
AUBURN					
ALABAMA					
MISSOURI					
ALABAMA					
at Vanderbilt					
ALABAMA					
KANSAS STATE					
ALABAMA					
at LSU					
ALABAMA					
ARKANSAS					
ALABAMA					
TENNESSEE					
ALABAMA					
at Georgia					
ALABAMA					
at Auburn					
ALABAMA					
LSU					
ALABAMA					
TEXAS A&M					
ALABAMA					
at Ole Miss					
ALABAMA					
at Mississippi State					
ALABAMA					
SOUTH CAROLINA					
ALABAMA					
VANDERBIT					
ALABAMA					
at Missouri					
ALABAMA					
OPPONENT Totals	466	253	154	140	234
Average/Game	33.3	18.1	11.0	10.4	16.7
ALABAMA Totals	462	221	183	138	360
Average/Game	33.0	15.8	13.1	9.9	25.7

THE TIDE IN THE NATIONAL & CONFERENCE STATS

- Alabama leads the SEC in five categories and rank among the top five in nine different categories.
- Nationally, the Crimson Tide ranks third in the nation in threes made per game (11.1) and is fourth in scoring offense (84.4). Alabama is ranked nationally among the top-50 teams in seven statistical areas.
- Below is a breakdown of where UA ranks in the SEC and NCAA:

CATEGORY	SEC RANK	NCAA RANK	STAT
3s Made Per Game	1	3	11.1
Scoring Offense	1	4	84.4
Total 3-Pointers Made	1	12	156
Defensive Rebounds Per Game	1	12	29.6
Rebounds Per Game	3	15	41.4
3-Point FG Attempts	1	32	419
3-Point FG Percentage	2	38	.372
Offensive Rebounds Per Game	5	75	11.8
Blocked Shots Per Game	8	62	4.4
3-Point FG Defense	7	74	.304
Free Throws Made	3	87	223
Free Throws Attempted	4	88	316
Assists Per Game	5	98	14.5

ALABAMA-KENTUCKY – SERIES NOTES

- Saturday's game will mark the 151st meeting in series history between two schools and will be the only meeting between the two teams during the regular season. The 150 games played in the series stands as UA's fifth-most common opponent in program lore. Kentucky owns a 113-38 edge in the all-time series.
- The Tide is 10-57 all-time against the Wildcats in Lexington and owns a 6-25 mark against UK in Rupp Arena. Alabama has lost eight straight games when playing Kentucky in Lexington. The last time Alabama won at Rupp Arena came on Jan. 14, 2006 (won, 68-64).
- Alabama has only won twice in the last 16 games played at Rupp Arena.
- Last season, the two teams split its head-to-head matchups. In the first SEC game of the 2018-19 season, Alabama snapped a 10-game losing streak with a 77-75 league-opening win over the Wildcats in the only regular season meeting which took place on Jan. 5, 2019 in Tuscaloosa. Kentucky returned the favor with a 73-55 victory in the SEC Tournament quarterfinals. A complete recap and box score from that game can be found on page 9.
- The series began in 1923.

TOP SCORING DUOS

- The duo of Kira Lewis Jr. and John Petty Jr. are forming quite the offensive duo in the league. The combination ranks as the third-best scoring pair in the conference as the Tide opens conference play.
- Vanderbilt's Aaron Nesmith and Saben Lee combine to average 39.6 points to lead all SEC dual threats, while Arkansas' Mason Jones and Isaiah Joe's 36.9 points per game average rank just ahead of the duos from Alabama and Georgia.

Player (PPG)	School	Total Combined Points
Aaron Nesmith (23.0)/Saben Lee (16.6)	Vanderbilt	39.6
Mason Jones (19.8)/Isaiah Joe (17.1)	Arkansas	36.9
John Petty Jr. (16.7)/Kira Lewis Jr. (16.6)	Alabama	33.3
Anthony Edwards (18.7)/Rayshaun Hammonds (13.7)	Georgia	32.4

ALABAMA INKS FOUR-STAR FORWARD AND NO. 58 OVERALL PLAYER

- Alabama men's basketball head coach Nate Oats officially announced the addition of 6-8, 200-pound forward Keon Ambrose-Hylton.
- A native of Toronto, Ontario, Ambrose-Hylton is a consensus four-star signee who is rated as high as the No. 58 overall player according to ESPN. Additionally, the athletic and versatile forward is ranked as the No. 2 player in Canada's entire 2020 class.
- ESPN rates him as the No. 58 overall player in the 2020 class and No. 14 at his position
- Ranked by 247Sports.com as the No. 78 overall player in the nation and the No. 13 power forward
- Additionally, he is ranked by North Pole Hoops as the No. 2 overall player in Canada's 2020 class
- Originally hails from Toronto but is playing his high school ball at International Sports Academy in Willoughby, Ohio.

RECORD WHEN...

At home	5-1	
On the road	1-3	
At neutral sites	2-2	
In SEC games	1-1	
SEC home games	1-0	
SEC road games	0-1	
In non-conference games	7-5	
In overtime	0-0	
In games decided by ...		
5 points or less	0-2	
6-10 points	2-2	
11 points or more	6-2	
Leading at the half		8-2
Trailing at the half		0-3
Tied at the half		0-1
Shooting 40% or better		8-3
Shooting less than 40%		0-3
Opponent better than 40%		3-5
Opponent shoots 40% or less		5-1
Shooting same or better than opponent		8-0
Shooting worse than opponent		0-6
Outrebounding opponent		6-3
Opponent outrebounds UA		1-3
Rebounds are tied		1-0
70% or better on FT		6-2
less than 70% on FT		2-4
More FT att. than opponent		7-1
Less FT att. than opponent		1-5
Same FT att. as opponent		0-0
40% or better on 3PT		5-1
Less than 40% on 3PT		3-5
More turnovers than opponent		5-2
Less turnovers than opponent		3-3
Same turnovers as opponent		0-1
Scoring 80 or more points		6-3
Scoring 70-79 points		2-2
Scoring 60-69 points		0-1
Scoring 50-59 points		0-0
Scoring less than 50 points		0-0
Allowing 80 or more points		1-4
Allowing 70-79 points		3-2
Allowing 60-69 points		3-0
Allowing 50-59 points		1-0
Allowing less than 50 points		0-0
On Sunday		1-0
On Monday		1-0
On Tuesday		1-1
On Wednesday		2-2
On Thursday		0-1
On Friday		2-2
On Saturday		1-0
In November		3-4
In December		4-1
In January		1-1
In February		0-0
In March		0-0

- Competed in the FIBA World Cup for the Canadian National Under 17 Team in 2017 and the Under 19 National Team in 2019
- Ran with UPLAY Canada on the Nike EYBL circuit and averaged 11.8 points, 6.2 rebounds, 1.3 assists and a block per game.
- In the prestigious Peach Jam Invitational, he averaged 20.2 points, 7.2 rebounds, 2.0 assists and 2.8 steals per game

PETTY IS READY

- Guard John Petty Jr. earned his first SEC Player of the Week honor on Dec. 23 when he averaged 26.5 ppg, 10.5 rpg, 7.0 threes made per game, 3.0 apg and 2.0 spg while shooting 65.4 percent from the floor (17-of-26) and 70.0 percent from beyond the arc (14-of-20) in leading the Tide to a pair of wins over Samford (Dec. 18) and Belmont (Dec. 21).
- Having scored in double figures in 10 of his last 11 contests, Petty is knocking down 56.0 percent (47-of-84) of his three-point attempts and averaging 19.2 points and 4.3 threes made per contest over that span.
- The stretch includes the Tide's three games played in the Battle 4 Atlantis, where Petty averaged 22.3 points, 7.7 rebounds and 1.4 steals per game, while shooting 54 percent from the floor and 61 percent from beyond the arc. That included a career night when he accounted for 34 points and 12 rebounds in a loss to Iowa State.
- Thanks in large part to his sudden surge, Petty leads the SEC and ranks fourth nationally in three-point field goal percentage (.505) and is third in the league and seventh nationally in threes made per game (3.57). The Huntsville, Ala., native also ranks among the league leaders in scoring (6th - 16.7 ppg) and rebounding (9th - 7.3 rpg).
- Below is a breakdown comparing Petty's first three games of the season to his last 11:

	PPG	RPG	FGM-FGA	FG%	3FGM-3FGA	3FG%	FTM-FTA	FT%
First Three Games	7.7	7.7	7-25	.280	3-15	.200	6-12	.500
Last 11 Games	19.2	7.1	68-126	.540	47-84	.560	28-33	.848

INCREASING THE PACE OF PLAY

- Head coach Nate Oats has brought an entertaining style of play to the Capstone. That much became evident in the season-opening contest vs. Penn when the Crimson Tide put up 76 shots (27-of-76, 35.5 percent), which is more than any game since it posted 76 shots in a triple overtime loss at LSU on Feb. 13, 2013.
- In 14 contests this season, the Tide has posted more than 30 shots from beyond the arc nine times (64 percent of its games) while Alabama has attempted more than 65 shots from the field in eight separate contests (57 percent).
- Alabama ranks among the top teams in the nation when it comes to the pace of play. According to KenPom.com's latest numbers (as of Jan. 9), the Tide ranks third in the nation in Raw Tempo (78.5), while the average offensive possession length is 15.2, good for 14th nationally.

THREE THINGS

- Herbert Jones, who is considered one of the elite defensive players in the SEC, has led the Tide in charges taken for each of the last two seasons, which includes a school record 23 as a freshman. He has accounted for 49 charges over his 81 career games played at Alabama.
- Petty was named the SEC Co-Player of the Week for the week of Dec. 23. Over his two games in leading the Tide to victories at Samford and vs. Belmont, Petty averaged 26.5 ppg, 10.5 rpg, 7.0 threes made a game, 3.0 apg and 2.0 spg while shooting 65.4 percent from the floor (17-of-26) and 70.0 percent from beyond the arc (14-of-20). The Huntsville, Ala., native tied his own school record when he drained 10 three-pointers in the 105-87 victory over Samford on Dec. 18. Petty, who drained 10-of-13 shots from beyond the arc, finished with a career-best 39 points with tied for the 10th-highest single-game scoring output in program history.
- Alabama will be one of eight teams that will compete in the 2020 Maui Jim Maui Invitational. The event will take place on Nov. 23-25 at the historic Lahaina Civic Center on the island of Maui. In addition to the Crimson Tide, other participants in the 37th annual edition of the event include Davidson, Indiana, North Carolina, Providence, Stanford, Texas and UNLV. The 2020 bracket with matchups, times and television information will be released at a later date.

BY THE NUMBERS

1

Head coach Nate Oats places a big emphasis on transition points, so much so that his 2018-19 University of Buffalo team ranked No. 1 in the NCAA in transition points per game (23.7).

3

As of Jan. 10, KenPom.com ranks Alabama third in the nation in speed of play, averaging 78.1 possessions per game.

8

Graduate transfer James "Beetle" Bolden is one of eight SEC men's basketball players who are currently wearing the "SEC Graduate" patch.

10

The Crimson Tide has 10 newcomers on this year's team, including the team's lone senior on this year's team – graduate transfer James "Beetle" Bolden who transferred from West Virginia.

14

As of Jan. 10, KenPom.com ranks Alabama 14th in the nation in Average Possession Length (15.2).

14

Number of AP Top-25 teams Alabama has beaten over the past four seasons (14-14), including a school record six (6-3) in 2017-18.

329

According to KenPom.com, this year's Alabama squad is one of the unluckiest in the nation. The Crimson Tide has a luck factor of -.104 which ranks 326 out of 353.

792

Number of SEC wins for Alabama, which ranks second among all league teams. The Crimson Tide's SEC winning percentage of .562 is also second-best in the conference annals.

1,683

Number of all-time wins for Alabama, now in its 107th year of basketball in 2019-20, which ranks second in the SEC.

LAST TIME VS KENTUCKY - MARCH 15, 2019 [NASHVILLE, TENN.]

Official Basketball Box Score -- Game Totals -- Final Statistics
Alabama vs Kentucky
3/15/19 6:03 PM CT at Bridgestone Arena, Nashville, Tennessee

Alabama 55 • 18-15; 8-10 SEC

##	Player	Total		3-Ptr		Rebounds			PF	TP	A	TO	Blk	Stl	Min
		FG-FGA	FG-FGA	FG-FGA	FT-FTA	Off	Def	Tot							
00	Donta Hall	f	3-9	0-0	8-8	2	4	6	0	14	0	1	1	0	27
30	Galín Smith	f	2-3	0-0	1-2	1	0	1	3	5	0	0	0	0	22
01	Riley Norris	g	1-4	0-1	0-0	2	0	2	0	2	0	0	0	3	16
02	Kira Lewis Jr.	g	1-5	1-2	0-0	1	3	4	3	3	2	3	1	0	27
10	Herbert Jones	g	1-4	0-1	0-0	2	1	3	2	2	0	3	0	1	10
03	Alex Reese		6-12	3-6	0-2	0	6	6	3	15	0	1	0	0	21
05	Avery Johnson Jr.		0-1	0-0	0-0	0	0	0	1	0	1	0	0	0	6
12	Dazon Ingram		1-4	1-2	6-7	1	5	6	2	9	2	0	1	0	25
15	Tyler Barnes		0-0	0-0	0-0	0	0	0	0	0	0	0	0	0	1
23	John Petty		2-7	1-4	0-0	0	1	1	0	5	3	3	0	1	27
24	Lawson Schaffer		0-0	0-0	0-0	0	0	0	0	0	0	0	0	0	1
34	Tevin Mack		0-7	0-2	0-0	0	1	1	1	0	0	0	0	2	17
Team						2	0	2							
Totals			17-56	6-18	15-19	11	21	32	15	55	8	11	3	7	200

FG % 1st Half: 10-33 30.3% 2nd half: 7-23 30.4% Game: 17-56 30.4%
3FG % 1st Half: 4-10 40.0% 2nd half: 2-8 25.0% Game: 6-18 33.3%
FT % 1st Half: 5-7 71.4% 2nd half: 10-12 83.3% Game: 15-19 78.9%

Deadball Rebounds 1,1

Kentucky 73 • 27-5; 15-3 SEC

##	Player	Total		3-Ptr		Rebounds			PF	TP	A	TO	Blk	Stl	Min
		FG-FGA	FG-FGA	FG-FGA	FT-FTA	Off	Def	Tot							
23	EJ Montgomery	f	1-3	0-1	0-0	1	1	2	3	2	2	0	1	0	10
25	PJ Washington	f	4-12	1-3	1-3	2	10	12	0	10	4	2	4	2	35
02	Ashton Hagans	g	1-6	0-2	0-0	3	3	6	4	2	6	1	0	1	29
03	Keldon Johnson	g	1-7	0-1	2-2	0	3	3	4	4	1	2	1	3	22
14	Tyler Herro	g	8-14	2-4	2-2	0	6	6	0	20	2	3	1	2	36
04	Nick Richards		3-4	0-0	3-4	1	2	3	1	9	0	1	1	0	12
05	Immanuel Quickley		4-4	3-3	1-2	0	1	1	2	12	0	1	0	0	18
10	Jonny David		0-0	0-0	0-0	0	0	0	0	0	0	0	0	0	1
13	Jemarl Baker Jr.		2-3	1-1	1-2	0	0	0	1	6	0	0	0	0	14
22	Reid Travis		4-6	0-0	0-0	3	4	7	4	8	0	1	3	0	23
Team						2	0	2							
Totals			28-59	7-15	10-15	12	30	42	19	73	15	11	11	8	200

FG % 1st Half: 14-30 46.7% 2nd half: 14-29 48.3% Game: 28-59 47.5%
3FG % 1st Half: 3-7 42.9% 2nd half: 4-8 50.0% Game: 7-15 46.7%
FT % 1st Half: 8-12 66.7% 2nd half: 2-3 66.7% Game: 10-15 66.7%

Deadball Rebounds 2,1

Officials: Todd Austin, Steven Anderson, Owen Shrott
Technical fouls: Alabama-None, Kentucky-None.
Attendance:

Score by periods	1st	2nd	Total
Alabama	29	26	55
Kentucky	39	34	73

Points	In Paint	Off T/O	2nd Chance	Fast Break	Bench
ALABAMA	18	4	8	0	29
KENTUCKY	34	12	10	10	35

Last FG - ALABAMA 2nd-02:29, KENTUCKY 2nd-00:48.
Largest lead - ALABAMA by 2 1st-19:42, KENTUCKY by 18 2nd-00:48.
ALABAMA led for 00:51, KENTUCKY led for 35:53, Game was tied for 03:16.

Score tied - 3 times.
Lead changed - 3 times.

with 12:51 remaining in the opening stanza. The Crimson Tide was able to slowly whittle the lead to six points, 33-27, but Kentucky outscored Alabama 6-2 over the final 2:24 to take a 39-29 lead into the locker room.

The difference of the first half was the UK defense, as it collected nine blocks and forced eight turnovers over the opening 20 minutes of play.

The Wildcats picked up where they left off and outscored the Tide 6-2 to begin the second half to build its lead to 45-31 just 1:41 after intermission. In all, UK's 12-4 run that spanned halftime lasted a total of 4:05. Alabama would not get any closer than 11 points the rest of the way.

Tyler Herro scored a game-high 20 points, while PJ Washington posted a double-double with 10 points and 12 rebounds.

RECENT STREAK STATS - LAST EIGHT GAME TOTALS [6-2]

Game Records													Score by Periods									
Record	Overall	Home	Away	Neutral	Team	1st	2nd	OT	TOT													
ALL GAMES	6-2	3-0	1-2	2-0	Alabama	344	348	15	707													
CONFERENCE	1-1	1-0	0-1	0-0	Opponents	280	318	21	619													
NON-CONFERENCE	5-1	2-0	1-1	2-0																		
Team Box Score																						
No.	Player	GP-GS	MIN	AVG	Total	3-Point	F-Throw	Rebounds	PF	DQ	A	TO	BLK	STL	PTS	AVG						
23	PETTY JR., John	8-8	26:43	33.5	45-83	.542	31-59	.525	17-20	.850	8	50	58	7.3	12	1	19	18	4	9	138	17.3
2	LEWIS JR., Kira	8-8	30:46	38.0	44-107	.411	13-39	.333	18-24	.750	7	38	45	5.6	20	0	36	26	4	16	119	14.9
5	SHACKELFORD, Jaden	8-2	20:56	26.0	30-84	.357	20-54	.370	28-33	.848	9	24	33	4.1	14	0	12	9	1	4	108	13.5
11	BOLDEN, James	7-0	15:41	22.7	25-54	.463	15-33	.455	16-19	.842	6	8	14	2.0	23	1	8	11	1	2	81	11.6
3	REESE, Alex	8-7	17:15	22.2	27-61	.443	18-47	.383	16-22	.727	9	28	37	4.6	9	0	10	9	2	88	11.0	
1	JONES, Herbert	8-8	23:05	28.9	27-56	.482	1-7	.143	19-34	.559	15	42	57	7.1	28	2	26	19	4	9	74	9.3
0	DAVIS, Javian	8-5	12:03	16.0	17-26	.654	0-2	.000	15-30	.500	15	16	31	3.9	22	2	4	8	3	7	49	6.1
30	SMITH, Galin	8-2	10:40	13.0	12-18	.667	0-0	.000	3-9	.333	8	9	17	2.1	14	1	3	4	6	2	27	3.4
12	FORBES, Jaylen	7-0	6:35	9.1	6-15	.400	3-10	.300	8-11	.727	3	10	13	1.9	12	0	2	7	1	0	23	3.3
25	COTTRELL, Adam	1-0	00:46	0.8	0-0	.000	0-0	.000	0-0	.000	0	0	0	0.0	0	0	0	0	0	0	0	0.0
15	BARNES, Tyler	2-0	02:11	1.1	0-0	.000	0-0	.000	0-0	.000	0	0	0	0.0	0	0	0	0	0	0	0	0.0
35	HAWKINS, Raymond	2-0	02:11	1.1	0-0	.000	0-0	.000	0-0	.000	0	0	0	0.0	1	0	0	0	0	0	0	0.0
21	JOHNSON, Britton	2-0	02:50	1.4	0-1	.000	0-1	.000	0-0	.000	0	0	0	0.0	0	0	0	0	0	0	0	0.0
Team																						
Total		8	1650		233-505	.461	101-252	.401	140-202	.693	91	238	329	41.1	155	7	120	111	33	51	707	88.4
Opponents		8	1650		221-531	.416	49-172	.285	128-169	.757	95	220	315	39.4	163	5	90	116	27	62	619	77.4



NATE OATS

Head Coach

First Season at UA
5th Season Overall

MARANTHA BAPTIST, 1998

Nate Oats was formally introduced as head men's basketball coach at The University of Alabama on March 28, 2019.

"The University of Alabama is really special," said Oats. "When he (AD Greg Byrne) called and we talked about the academics here, the institution, the tradition, the excellence, it's a national brand, and it's unbelievable to have this opportunity. The campus here is beautiful. It's everything I thought it'd be and more. I want to thank everyone in here for giving me this chance."

Oats, who was named the 2018 and 2019 Mid-American Conference (MAC) Coach of the Year and finished fourth in voting for the Associated Press Men's College Coach of the Year, becomes the 21st head coach in the program's 106-year history.

Oats comes to Alabama after spending the last four seasons at the University at Buffalo. While there, he led the Bulls to a 96-43 (.691) record, three MAC Tournament Championships and three NCAA Tournament appearances, including reaching the Round of 32 in his final two seasons. As a result, he was named the league's Coach of The Year and National Association of Basketball Coaches (NABC) District 14 Coach of the Year in back-to-back seasons (2018 and 2019).

"We're going to work our tail off to get this program rolling in the right direction. We have three core values, and we established a culture playbook a few years ago. We talk about maximum effort – that's every workout, weight room session and every practice our guys are going to give max effort, and we're going to demand a lot out of them. Continuous growth is another core value. We're going to get better every day. We need guys that want to get in the gym and work on their own. We're going to get a culture in which they want to get better every day and that goes for academics and growing as young men as well. Selfless love. We're going to teach our guys how to love each other and love this community and treat each other well."

This past year, Oats guided Buffalo to a 32-4 overall record and a 16-2 mark in conference play, leading the program to its second consecutive MAC regular season and tournament championships. The Bulls were ranked for 20 weeks in the Associated Press Top-25 throughout the 2019 season, which marked the first time in school history the program had earned a national ranking. Buffalo went on to climb as high as No. 14 in the nation which was the highest ranking by any MAC team in past 40 years. Additionally, the 32 victories not only set a program record but was the most wins ever by any Mid-American men's basketball program.

During the 2017-18 season, he led the Bulls to a record of 27-9 overall and 15-3 in the MAC. In doing so, he secured Buffalo's first ever victory in the NCAA Tournament, defeating No. 4 seed and PAC-12 Champion Arizona, 89-68, in Boise, Idaho.

Over his final two seasons, Buffalo finished with a combined record of 59-13 (.819), a pair of MAC Tournament and regular season championships, two NCAA Tournament Round of 32 appearances and consecutive MAC Coach of the Year honors.

Before becoming a Division I head coach, Oats spent two seasons as an assistant coach under Bobby Hurley, Oats helped lead the Bulls to a 42-20 record, back-to-back MAC East Titles, a MAC Regular Season Title, a MAC Tournament Title and UB's first ever trip to the NCAA Tournament. Oats was also responsible for recruiting Justin Moss, the 2014-15 MAC Player of the Year.

Prior to joining the Bulls, Oats completed 11 seasons as head coach at Romulus High School in Michigan, winning the school's first state title in 27 years in 2012-13 and finished the season 27-1. He was named the 2013 Detroit News State Coach of the Year, the Detroit Free Press State Coach of the Year, and BCAM State Coach of the Year.

Previous honors include 2009 Basketball Coaches Association of Michigan Class A Coach of the Year, the 2008 Detroit Free Press Metro Detroit Coach of the Year, and the 2005 Detroit News Metro Detroit Coach of the Year & Detroit Free Press Metro West Coach of the Year.

In his time as head coach, he led the team to a 222-52 overall record and seven straight conference championships while going undefeated in conference play in four consecutive seasons. The team was ranked in the top 25 nationally on three different occasions (2010, 2011, 2013) and made the Michigan Class A Final Four five times. More importantly, he oversaw a program that had a 100 percent graduation rate with 40 of his 42 seniors at Romulus continuing on to college.

Before coaching at Romulus, he played college basketball at Maranatha Baptist University in Wisconsin where was a captain and All-Conference performer, while earning his bachelor's degree in Math Education. Oats went on to become an assistant coach at Maranatha from 1997 to 2000. After that, he moved on to the University of Wisconsin-Whitewater from 2000-02.

CAREER HISTORY AND RESULTS

UNIVERSITY OF ALABAMA, HEAD COACH, 2019-PRESENT

Year	Record	Pct.	SEC Record	Pct.	Postseason
2019-20	8-6	.571	1-1	.500	
Total (1)	8-6	.571	1-1	.500	

UNIVERSITY OF BUFFALO, HEAD COACH, 2015-19

Year	Record	Pct.	MAC Record	Pct.	Postseason
2015-16	20-15	.571	10-8	.556	NCAA First Round
2016-17	17-15	.531	11-7	.611	
2017-18	27-9	.750	15-3	.833	NCAA Second Round
2018-19	32-4	.889	16-2	.889	NCAA Second Round
Total (4)	96-43	.690	52-20	.722	

Career Totals (5) **104-49** **.680** **53-21** **.716**

HONORS

MAC Coach of the Year (2018, 2019)

NABC District Coach of the Year (2018, 2019)

Finished 4th in AP Voting for National College Coach of the Year (2019)

3x NCAA Tournament Participant
3x MAC Tournament Champions
2x MAC Regular Season Champions

ON THE BENCH



CHARLIE HENRY
Assistant Coach

In his first season at Alabama after spending the last two years (2017-19) as the head coach for the Windy City Bulls of the NBA G League ... spent two seasons (2015-17) as an assistant for the Chicago Bulls under Fred Hoiberg ... prior to his stint with Chicago, he was a member of Hoiberg's coaching staff at Iowa State for three seasons, where his tenure was highlighted by three consecutive trips to the NCAA Tournament (2013-15) ... served as Oats' assistant coach at Romulus High School in Detroit, Mich., during the 2009-10 season.



BRYAN HODGSON
Assistant Coach

First season at Alabama and one of the first hires made by Nate Oats ... spent the previous four seasons with Oats at Buffalo where they earned three NCAA Tournament appearances and three MAC tournament championships, while also earning a pair of MAC regular season titles ... led the UB recruiting efforts and was responsible for the addition of a large make-up of the Buffalo roster which had so much success under Oats' leadership.



ANTOINE PETTWAY
Assistant Coach

Former Crimson Tide star that was an integral part of the Tide's Elite Eight run in 2004 ... one of the top recruiters in not only the Southeastern Conference, but in the nation as well ... promoted to assistant coach at the end of the 2013 season and was named lead recruiter following the 2017 campaign ... was a former walk-on before earning a scholarship ... prior to his promotion, spent three seasons as the director of operations ... graduated in 2004.



MIKE SNOWDEN
Strength and Conditioning

In his first season as the Alabama men's basketball strength coach ... a military veteran who served on President Barack Obama's Helicopter Squadron staff ... was head coach Nate Oats' strength coach at the University of Buffalo ... prior to that he had two stints at George Mason, his alma mater, in 2016-17 and 2013-14 – his first year as a strength coach ... also served as the strength and conditioning graduate assistant with the VCU men's basketball team (2015-16).

THE LAST TIME...

TEAM

Scored 100 points or more:

Dec. 18, 2019 - UA 105, Samford 87

Scored 110 points or more:

Dec. 1, 2004 - UA 114, ETSU 77

Scored less than 50 points:

Jan. 6, 2018 - Georgia 65, UA 46

Allowed 100 points:

Jan. 4, 2020 - Florida 104, UA 98 (2ot)

Held opponent to 40 points or less:

Jan. 10, 2015 - UA 56, Tennessee 38

Held opponent to 15 pts or less in half:

Nov. 29, 2016 - 15 points allowed vs. Charleston Southern (1st half)

Scored 50 points in a half:

Dec. 18, 2019 - 57 points in first half at Samford

Won an overtime game:

Feb. 7, 2017 - UA 90, South Carolina 86

Lost an overtime game:

Jan. 4, 2020 - Florida 104, UA 98 (2ot)

Played a double-overtime game:

Jan. 4, 2020 - Florida 104, UA 98 (2ot)

Played a triple-overtime game:

Feb. 7, 2017 - UA 90, South Carolina 86

Played a quadruple-overtime game:

Feb. 7, 2017 - UA 90, South Carolina 86

Shot 60% or better in a half:

Dec. 18, 2019 - 61.3% in 1st half at Samford

Shot 70% or better in a half:

Nov. 29, 2019 - 72.7% in 2nd half vs. Southern Miss

Failed to hit a three-pointer in a game:

Dec. 4, 2010 vs. Purdue (315 games)

Had at least 15 steals in a game:

Feb. 20, 2013 vs. Mississippi State (18)

Had at least 25 assists in a game:

Nov. 17, 2017 vs. Alabama A&M (25)

Forced 25 turnovers in a game:

Nov. 11, 2012 vs. West Alabama (25)

Played a ranked opponent (AP poll):

Nov. 27 vs. No. 6 North Carolina (lost, 76-67)

Beat a ranked opponent at neutral site:

March 9, 2018 vs. No. 16 Auburn (won, 81-63)

Beat a ranked opponent at home:

Jan. 29, 2019 vs. No. 22 Mississippi State (won, 83-79)

Beat a ranked opponent on the road:

Feb. 3, 2018 at No. 23 Florida (won, 68-50)

Beat a top-10 opponent:

Dec. 30, 2017 vs. No. 5 Texas A&M (won, 79-57)

Beat a top-10 opponent on the road:

Feb. 21, 2004 in Starkville, Miss. (beat No. 4 Mississippi State, 77-73)

Beat a top-5 opponent:

Dec. 30, 2017 vs. No. 5 Texas A&M (won, 79-57)

Beat a top-5 opponent on the road:

Feb. 21, 2004 in Starkville, Miss. (beat No. 4 Mississippi State, 77-73)

Played a No. 1 ranked opponent:

Jan. 31, 2015 vs. No. 1/1 Kentucky (lost, 70-55)

Beat a No. 1 ranked opponent on the road:

Jan. 28, 1983 at No. 1 UCLA (won, 70-67)

Beat a No. 1 ranked opponent:

March 20, 2004 vs. No. 1 Stanford (NCAA tournament (won, 70-67)

INDIVIDUAL

Had a player score 50 points:

Michael Nordholz (50) vs. Southern Miss, 12/12/76 (single-game scoring record)

Had a player score 40 points:

Collin Sexton (40) vs. Minnesota, 11/25/17

Had a player score 35 points:

John Petty Jr. (39) at Samford, 12/18/19

Had a player score 30 points:

John Petty Jr. (39) at Samford, 12/18/19

Had a player grab 20 rebounds:

Richard Hendrix (23) vs. Troy, 11/9/07

Had a player dish out 10 or more assists:

Mikhail Torrence (11) vs. LSU, 1/27/10

Had a player block five shots:

Donta Hall (8) vs. Oklahoma, 1/27/18

Had a player block 10 shots:

Roy Rogers (10) vs. LSU, 2/17/96

Had a player with seven or more steals in a game:

Jeremy Hays (8) vs. Oregon State, 12/12/98

Had two players record a double-double in same game:

Donta Hall (14 pts, 11 rebs), Dazon Ingram (13 pts, 10 rebs) vs. Vanderbilt, 2/23/19

Had three players record a double-double in same game:

Jermareo Davidson (12 pts, 12 rebs), Alonzo Gee (22 pts, 10 rebs), Richard Hendrix (18 pts, 12 rebs) vs. Louisiana Monroe, 11/28/06

Had a player record a double-double in three consecutive games:

Donta Hall (14 pts, 16 rebs vs. Texas A&M, 12 pts, 11 rebs at Missouri, 16 pts, 12 rebs vs. Tennessee) (Jan. 12, Jan. 16, Jan. 19, 2019)

Had a player record a double-double in four consecutive games:

Donta Hall (14 pts, 16 rebs vs. Texas A&M, 12 pts, 11 rebs at Missouri, 16 pts, 12 rebs vs. Tennessee, 10 pts, 11 rebs vs. Ole Miss) (Jan. 12, Jan. 16, Jan. 19, Jan. 22, 2019)

Had two players score 20 points in a game:

Beetle Bolden (23) and Kira Lewis Jr. (20) vs. Southern Miss, 11/29/19

Had five players score in double figures:


Jaden Shackelford (16), Herbert Jones (15), Kira Lewis Jr. (15), John Petty Jr. (14), Alex Reese (13), Javian Davis (12) vs. Belmont, 12/21/19

Had six or more players score in double figures:

John Petty Jr. (14), Kira Lewis Jr. (15), Beetle Bolden (15), Herbert Jones (15), Alex Reese (14), Jaden Shackelford (16) at Florida, 1/4/20

Had a player record a triple-double:

Roy Rogers (27 pts, 10 rebs, 10 blocks) vs. LSU, 2/17/96



Javian Davis

R-FRESHMAN

Forward • 6-9 • 242 • Canton, Miss.
Canton HS

CAREER HIGHS

Points	19	vs. Florida Atlantic (11/11/19)
Rebounds	9	vs. Florida Atlantic (11/11/19)
Assists	2	2x, last vs. Iowa State (11/28/19)
Steals	3	vs. Southern Miss (11/29/19)
Blocks	2	vs. Samford (12/18/19)
Minutes	27	2x, last vs. Furman (11/19/19)
Field Goals	6	vs. Florida Atlantic (11/11/19)
FG Att.	10	vs. Florida Atlantic (11/11/19)
3-Point FG		
3-Point Att.	1	2x, last vs. Mississippi State (1/8/20)
Free Throws	7	2x, last vs. Stephen F. Austin (12/6/19)
FT Att.	10	vs. Stephen F. Austin (12/6/19)

2019-20 SEASON HIGHS

Points	19	vs. Florida Atlantic (11/11/19)
Rebounds	9	vs. Florida Atlantic (11/11/19)
Assists	2	2x, last vs. Iowa State (11/28/19)
Steals	3	vs. Southern Miss (11/29/19)
Blocks	2	vs. Samford (12/18/19)
Minutes	27	2x, last vs. Furman (11/19/19)
Field Goals	6	vs. Florida Atlantic (11/11/19)
FG Att.	10	vs. Florida Atlantic (11/11/19)
3-Point FG		
3-Point Att.	1	2x, last vs. Mississippi State (1/8/20)
Free Throws	7	2x, last vs. Stephen F. Austin (12/6/19)
FT Att.	10	vs. Stephen F. Austin (12/6/19)

MISCELLANEOUS STATS

CATEGORY	2019-20	CAREER
Double-digit scoring	5	5
20+ point games		
Double-digit rebounding		
Double-doubles		
Led UA in scoring	1	1
Led UA in rebounding	1	1
Led UA in three-pointers		
Led UA in assists		
Led UA in steals	2	2
Led UA in blocks	1	1
5+ assist games		
3+ three-pointers		
3+ steal games	1	1
3+ block games		

CAREER ACCOLADES

- 2019 SEC First Year Academic Honor Roll
- Lost 40 pounds since first stepping foot on campus

2019-20 SEASON HIGHLIGHTS

- Ranks third on the team in Blue Collar Points (203) and tops team in four dives (20)
- Has twice earned the Hard Hat Award for his performances against Florida Atlantic (11/11) and Furman (11/19)
- He earned his first start vs. the Owls and finished with 19 points on 6-of-10 field goals to go along with 9 boards and a pair of steals
- Registered 12 points, shooting 5-for-7 from the field while grabbing 6 boards against Belmont (12/21)
- Scored 11 points, going 7-for-10 from the line, while registering 2 rebounds and 2 steals against Stephen F. Austin (12/6)
- Finished with 11 points, 4 rebounds and an assist against Rhode Island (11/15)
- Dropped 10 points shooting 4-for-7 in the field, while earning 5 rebounds against Furman (11/19)
- Snagged a career-high 3 steals while registering 6 points, 4 rebounds and an assist against Southern Miss (11/29)
- Grabbed 8 points, making 3-from-5 from the field, while registering 4 rebounds against Penn State (12/14)
- Dropped 6 points, going 3-from-4 from the field, to go along with 2 steals, 2 blocks, 5 boards, and an assist against Samford (12/18)
- Scored 7 points, while adding 5 rebounds and 2 assists against Iowa State at the Battle 4 Atlantis Tournament (11/28)
- Made his college debut against Penn (11/5), finishing with two points and two rebounds in 14 minutes played
- Listed as a four-star by ESPN and a three-star by 247sports.com
- Four-year letterwinner at Canton High School under head coach Russell Evans
- Ranked the No. 3 prospect in Mississippi according to 247Sports.com, while checking in as the No. 2 player in his state and No. 17 center in the nation according to ESPN
- Named first team all-state by USA Today following his senior season after he averaged 17 points, 12 rebounds and two blocks per game
- Tabbed second team all-state by the Clarion Ledger



DAVIS' 2019-20 GAME-BY-GAME STATS

Opponent	Date	GS	Min	FG	FGA	Pct	3FG	FGA	Pct	FT	FTA	Pct	Off	Def	Tot	Avg	PF	A	TO	Stl	Blk	Pts	Avg
PENN	11/5		14	1	2	.500	0	0	.000	0	0	.000	1	1	2	2.0	3	0	2	0	0	2	2.0
FLORIDA ATLANTIC	11/11	*	27	6	10	.600	0	0	.000	7	9	.778	3	6	9	5.5	1	2	2	1	0	19	10.5
at Rhode Island	11/15	*	23	3	7	.429	0	0	.000	5	5	1.000	2	5	7	6.0	4	1	2	0	0	11	10.7
FURMAN	11/19	*	27	4	7	.571	0	0	.000	2	4	.500	1	4	5	5.8	1	0	3	1	1	10	10.5
North Carolina	11/27	*	26	2	3	.666	0	0	.000	1	2	.500	3	2	5	5.6	3	1	0	2	0	5	9.4
Iowa State	11/28		15	1	2	.500	0	0	.000	5	6	.833	1	4	5	5.5	1	2	1	0	0	7	9.0
Southern Miss	11/29	*	19	3	5	.600	0	0	.000	0	0	.000	3	1	4	5.3	2	1	1	3	0	6	8.6
STEPHEN F. AUSTIN	12/6	*	25	2	2	1.00	0	0	.000	7	10	.700	0	2	2	4.9	3	0	0	2	0	11	8.9
at Penn State	12/14	*	12	3	5	.600	0	1	.000	2	5	.400	2	2	4	4.8	4	0	1	0	0	8	8.8
at Samford	12/18	*	14	3	4	.750	0	0	.000	0	0	.000	2	3	5	4.8	5	1	3	2	2	6	8.5
Belmont	12/21		19	5	7	.714	0	0	.000	2	5	.400	2	4	6	4.9	0	0	1	0	0	12	8.8
RICHMOND	12/29	*	12	1	1	1.00	0	0	.000	0	0	.000	1	1	2	4.7	3	1	1	0	0	2	8.3
at Florida*	1/4		17	0	0	.000	0	0	.000	0	2	.000	2	2	4	4.6	5	0	1	0	0	0	7.6
MISSISSIPPI STATE*	1/8		12	0	2	.000	0	1	.000	4	8	.500	3	1	4	4.6	0	1	0	0	1	4	7.4
at Kentucky*	1/11																						
AUBURN*	1/15																						
MISSOURI*	1/18																						
at Vanderbilt*	1/22																						
KANSAS STATE	1/25																						
at LSU*	1/29																						
ARKANSAS*	2/1																						
TENNESSEE*	2/4																						
at Georgia*	2/8																						
at Auburn*	2/12																						
LSU*	2/15																						
TEXAS A&M*	2/19																						
at Ole Miss*	2/22																						
at Mississippi State*	2/25																						
SOUTH CAROLINA*	2/29																						
VANDERBILT*	3/3																						
at Missouri*	3/7																						

* indicates Southeastern Conference opponent

DAVIS' CAREER STATS

YEAR	GP	GS	MIN	AVG	FG	FGA	PCT	3FG	3FGA	PCT	FT	FTA	PCT	OFF	DEF	TOT	AVG	PF	FO	AST	TO	BLK	STL	PTS	AVG
2019-20	14	9	261	18.6	34	57	.596	0	2	.000	35	56	.625	26	38	64	4.6	35	2	10	17	4	11	103	7.4
TOTAL	14	9	261	18.6	34	57	.596	0	2	.000	35	56	.625	26	38	64	4.6	35	2	10	17	4	11	103	7.4

DAVIS' CAREER SEC STATS

YEAR	GP	GS	MIN	AVG	FG	FGA	PCT	3FG	3FGA	PCT	FT	FTA	PCT	OFF	DEF	TOT	AVG	PF	FO	AST	TO	BLK	STL	PTS	AVG
2019-20	2	0	29	14.5	0	2	.000	0	1	.000	4	10	.400	5	3	8	4.0	5	1	1	1	1	0	4	2.0
TOTAL	2	0	29	14.5	0	2	.000	0	1	.000	4	10	.400	5	3	8	4.0	5	1	1	1	1	0	4	2.0



1 Herbert Jones

JUNIOR

Guard • 6-7 • 206 • Greensboro, Ala.
Hale County HS

CAREER HIGHS

Points	18	vs. Norfolk State (3/20/19)
Rebounds	10	vs. Richmond (12/29/19)
Assists	7	vs. Samford (12/18/19)
Steals	5	UCF (12/3/17)
Blocks	3	2x, last vs. Mississippi State (1/29/19)
Minutes	45	vs. Florida (1/4/20)
Field Goals	7	vs. Rhode Island (11/15/19)
FG Att.	12	2x, last vs. Penn State (12/14/19)
3-Point FG	2	2x, last vs. LSU (3/2/19)
3-Point Att.	3	5x, last vs. Belmont (12/21/19)
Free Throws	6	vs. Appalachian State (11/11/18)
FT Att.	16	vs. Appalachian State (11/11/18)

2019-20 SEASON HIGHS

Points	17	vs. Rhode Island (11/15/19)
Rebounds	10	vs. Richmond (12/29/19)
Assists	7	vs. Samford (12/18/19)
Steals	3	vs. Penn State (12/14/19)
Blocks	2	2x, last vs. Stephen F. Austin (12/6/19)
Minutes	45	vs. Florida (1/4/20)
Field Goals	7	vs. Rhode Island (11/15/19)
FG Att.	12	2x, last vs. Penn State (12/14/19)
3-Point FG	1	vs. Belmont (12/21/19)
3-Point Att.	3	vs. Belmont (12/21/19)
Free Throws	5	2x, last vs. Florida (1/4/20)
FT Att.	8	vs. Florida (1/4/20)

MISCELLANEOUS STATS

CATEGORY	2019-20	CAREER
Double-digit scoring	4	13
20+ point games		
Double-digit rebounding	1	1
Double-doubles	1	1
Led UA in scoring		1
Led UA in rebounding	3	10
Led UA in three-pointers		
Led UA in assists	4	19
Led UA in steals	2	22
Led UA in blocks	2	13
5+ assist games	2	25
3+ three-pointers		
3+ steal games	1	12
3+ block games		2

CAREER ACCOLADES

- 2018 SEC First Year Academic Honor Roll
- Became the fourth player in program history to earn a spot on the Academic All-District team (2019)
- Broke school record for charges taken in a season with 23 as a freshman and now has 48 for his career

2019-20 SEASON HIGHLIGHTS

- Averaging 11.8 points, 7.3 rebounds and 3.4 assists per game while shooting 53.3 percent from the floor over his last five contests
- Leads team with 263.5 Blue Collar Points and seven Hard Hat Awards on the season despite missing what was essentially two games with an injury (played just 10 mins in season-opener vs. Penn before exiting with an elbow injury)
- Had season-high 17 points, shooting 7-from-12 from the field to go along with 3 rebounds while also earning the Hard Hat Award for his play against Rhode Island (11/15)
- Collected 15 points, six rebounds and five assists in season-high 38 minutes of action vs. Belmont (12/21)
- Earned his first career double-double with 11 points and 10 boards against Richmond (12/29)
- Grabbed 15 points while registering 9 rebounds, 4 assists and 2 steals at Florida (1/4)
- Went a perfect 3-for-3 in the field to finish with 7 points while adding 6 rebounds, 3 assists and 2 steals against Southern Miss at the Battle 4 Atlantis tournament (11/29)
- Led the team with a career-high 7 assists while grabbing 9 points and 7 boards against Samford (12/18)
- Finished with 15 points, 6 rebounds, and 5 assists against Belmont (12/21)
- Scored 9 points while registering 6 rebounds, 3 assists, and 2 assists against Iowa State (11/28)
- Grabbed 9 points, 5 rebounds and 2 assists against Mississippi State (1/8)
- Led the Tide in rebounds (9) and steals (3) while scoring 6 points against Penn State (12/14)
- Led the team in assists (4), finishing with 8 points and 6 rebounds against Furman (11/19)
- Collected 5 points and two steals in 10 minutes before leaving the game due to injury, which also forced him to miss the game against Florida Atlantic (11/11)



JONES' 2019-20 GAME-BY-GAME STATS

Opponent	Date	GS	Min	FG	FGA	Pct	3FG	FGA	Pct	FT	FTA	Pct	Off	Def	Tot	Avg	PF	A	TO	Stl	Blk	Pts	Avg
PENN	11/5	*	10	1	4	.250	0	0	.000	3	4	.750	0	0	0	0.0	0	0	2	2	0	5	5.0
FLORIDA ATLANTIC	11/11																						
at Rhode Island	11/15	*	22	7	12	.583	0	1	.000	3	4	.750	1	2	3	1.5	4	1	5	0	2	17	11.0
FURMAN	11/19	*	32	4	6	.666	0	0	.000	0	0	.000	2	4	6	3.0	2	4	4	0	1	8	10.0
North Carolina	11/27	*	20	2	7	.285	0	0	.000	1	2	.500	-	1	1	2.5	5	1	3	0	0	5	8.8
Iowa State	11/28	*	22	4	7	.572	0	0	.000	1	2	.500	2	4	6	3.2	5	3	3	2	0	9	8.8
Southern Miss	11/29	*	30	3	3	1.00	0	0	.000	1	3	.333	2	4	6	3.6	4	3	2	2	0	7	8.5
STEPHEN F. AUSTIN	12/6	*	16	0	3	.000	0	2	.000	2	4	.5000	1	4	5	3.9	5	3	5	0	2	2	7.6
at Penn State	12/14	*	32	3	12	.250	0	1	.000	0	2	.000	2	7	9	4.5	2	2	2	3	1	6	7.4
at Samford	12/18	*	27	2	5	.400	0	0	.000	5	6	.833	2	5	7	4.8	2	7	1	0	0	9	7.6
Belmont	12/21	*	38	6	10	.600	1	3	.333	2	3	.667	1	5	6	4.9	2	5	3	0	0	15	8.3
RICHMOND	12/29	*	24	5	9	.555	0	1	.000	1	2	.500	4	6	10	5.4	4	0	3	2	1	11	8.5
at Florida*	1/4	*	45	5	9	.555	0	0	.000	5	8	.625	2	7	9	5.7	5	4	2	2	0	15	9.1
MISSISSIPPI STATE*	1/8	*	20	3	5	.600	0	0	.000	3	6	.500	1	4	5	5.6	4	2	1	0	0	9	9.1
at Kentucky*	1/11																						
AUBURN*	1/15																						
MISSOURI*	1/18																						
at Vanderbilt*	1/22																						
KANSAS STATE	1/25																						
at LSU*	1/29																						
ARKANSAS*	2/1																						
TENNESSEE*	2/4																						
at Georgia*	2/8																						
at Auburn*	2/12																						
LSU*	2/15																						
TEXAS A&M*	2/19																						
at Ole Miss*	2/22																						
at Mississippi State*	2/25																						
SOUTH CAROLINA*	2/29																						
VANDERBILT*	3/3																						
at Missouri*	3/7																						


* indicates Southeastern Conference opponent

JONES' CAREER STATS

YEAR	GP	GS	MIN	AVG	FG	FGA	PCT	3FG	3FGA	PCT	FT	FTA	PCT	OFF	DEF	TOT	AVG	PF	FO	AST	TO	BLK	STL	PTS	AVG
2017-18	35	13	741	21.2	58	142	.408	7	26	.269	24	48	.500	29	92	121	3.5	94	4	48	56	22	44	147	4.2
2018-19	34	29	719	21.1	79	187	.422	6	21	.286	52	105	.495	38	81	119	3.5	94	4	67	67	20	32	216	6.4
2019-20	13	13	338	26.0	45	92	.489	1	8	.125	27	46	.587	20	53	73	5.6	44	4	35	36	7	13	118	9.1
TOTAL	82	55	1798	21.9	182	421	.432	14	55	.255	103	199	.518	87	226	313	3.8	232	12	150	159	49	89	481	5.9

JONES' CAREER SEC STATS

YEAR	GP	GS	MIN	AVG	FG	FGA	PCT	3FG	3FGA	PCT	FT	FTA	PCT	OFF	DEF	TOT	AVG	PF	FO	AST	TO	BLK	STL	PTS	AVG
2017-18	17	7	362	21.3	29	78	.372	4	18	.222	4	11	.364	20	44	64	3.8	40	2	19	22	14	19	66	3.9
2018-19	18	13	361	20.1	42	91	.462	2	8	.250	22	43	.512	18	36	54	3.0	49	1	38	33	8	16	108	6.0
2019-20	2	2	65	32.5	8	14	.571	0	0	.000	8	14	.571	3	11	14	7.0	9	1	6	3	0	2	24	12.0
TOTAL	37	22	788	21.3	79	183	.432	6	26	.231	34	68	.500	41	91	132	3.6	98	4	63	58	22	37	198	5.4



2 Kira Lewis Jr.

SOPHOMORE

Guard • 6-3 • 167 • Meridianville, Ala.
Hazel Green HS

CAREER HIGHS

Points	30	vs. Penn (11/5/19)
Rebounds	8	2x, last vs. Mississippi State (1/8/20)
Assists	8	3x, last vs. Belmont (12/21/19)
Steals	4	3x, last vs. Florida (1/4/20)
Blocks	1	14x, vs. Florida (1/4/20)
Minutes	46	vs. Florida (1/4/20)
Field Goals	11	vs. Penn (11/5/19)
FG Att.	25	vs. Florida (1/4/20)
3-Point FG	5	vs. Georgia State (12/4/18)
3-Point Att.	10	2x, last vs. Penn (11/5/19)
Free Throws	11	vs. Wichita State (11/18/18)
FT Att.	11	vs. Wichita State (11/18/18)

2019-20 SEASON HIGHS

Points	30	vs. Penn (11/5/19)
Rebounds	8	2x, last vs. Mississippi State (1/8/20)
Assists	8	2x, last vs. Belmont (12/21/19)
Steals	4	2x, last vs. Florida (1/4/20)
Blocks	1	5x, last vs. Florida (1/4/20)
Minutes	46	vs. Florida (1/4/20)
Field Goals	11	vs. Penn (11/5/19)
FG Att.	25	vs. Florida (1/4/20)
3-Point FG	4	2x, last vs. Southern Miss (11/29/19)
3-Point Att.	10	vs. Penn (11/5/19)
Free Throws	6	2x, last vs. Mississippi State (1/8/20)
FT Att.	7	vs. Penn (11/5/19)

MISCELLANEOUS STATS

CATEGORY	2019-20	CAREER
Double-digit scoring	12	36
20+ point games	4	9
Double-digit rebounding		
Double-doubles		
Led UA in scoring	2	16
Led UA in rebounding	4	4
Led UA in three-pointers	1	10
Led UA in assists	10	24
Led UA in steals	8	15
Led UA in blocks	2	4
5+ assist games	6	10
3+ three-pointers	2	9
3+ steal games	5	7
3+ block games		

CAREER ACCOLADES

- 2019 SEC All-Freshman Team
- Was the youngest active player in D-I for the 2018-19 season at 17 years old (birthday is April 6, 2001)
- Named SEC Freshman of the Week for the week of Dec. 10

2019-20 SEASON HIGHLIGHTS

- Leads team in assists, minutes, 20-point games (4) and double-figure scoring games (11), while ranking second in scoring
- Leads SEC in minutes and ranks among the league leaders in scoring (7th), assists (8th) and steals (5th)
- Set numerous career records in season opener against Penn (11/5) including: points (30), rebounds (8), field goals (11) and field goal attempts (22)
- Scored 20 points going 7-for-11 from the field and knocking down 4-of-7 threes in the win against Southern Miss (11/29)
- Dropped 15 points while registering 8 assists, 7 rebounds, 2 steals and a block against Belmont (12/21)
- Led the team in steals (4) tying his career-high, while grabbing 15 points, 6 rebounds, and 3 assists against Stephen F. Austin (12/6)
- Finished with 20 points to go along with 5 rebounds, 4 assists, 2 steals and a block against North Carolina (11/27)
- Led the Tide in scoring (21), assists (4), and steals (3) against Rhode Island (11/15)
- Scored 17 points, shooting 7-for-13 from the field, while grabbing 4 boards and 4 assists against Richmond (12/29)
- Went a perfect 6-for-6 from the line and finished with 19 points, 7 rebounds, and a steal against Furman (11/19)
- Grabbed 17 points, 8 rebounds and 4 assists while shooting a perfect 6-for-6 from the foul line against Mississippi State (1/9)
- Finished with 11 points to go along with 5 boards and 3 steals against Samford (12/18)
- Tied his career-high in assists (8) and grabbed six rebounds while notching 16 points against Florida Atlantic (11/11)
- Led the team in assists (6) to go along with 7 points and 7 rebounds against Penn State (12/14)
- Stuffed the stat sheet with 20 points, eight assists, and seven rebounds in the exhibition win over Georgia Tech (10/27)



LEWIS JR.'S 2019-20 GAME-BY-GAME STATS

Opponent	Date	GS	Min	FG	FGA	Pct	3FG	FGA	Pct	FT	FTA	Pct	Off	Def	Tot	Avg	PF	A	TO	Stl	Blk	Pts	Avg
PENN	11/5	*	38	11	22	.500	4	10	.400	4	7	.571	3	5	8	8.0	1	5	5	0	0	30	30.0
FLORIDA ATLANTIC	11/11	*	37	6	14	.472	2	5	.400	2	2	1.00	0	6	6	7.0	2	8	2	3	0	16	23.0
at Rhode Island	11/15	*	39	8	13	.615	1	3	.333	4	4	1.00	1	4	5	6.3	3	4	3	3	0	21	22.3
FURMAN	11/19	*	38	6	11	.545	1	2	.500	6	6	1.00	1	6	7	6.5	4	3	7	1	0	19	21.5
North Carolina	11/27	*	39	9	23	.391	2	7	.285	0	0	.000	2	3	5	6.2	4	4	5	2	1	20	21.2
Iowa State	11/28	*	33	3	13	.231	0	4	.000	2	2	1.00	2	2	4	5.8	2	5	4	1	0	8	19.0
Southern Miss	11/29	*	37	7	11	.636	4	7	.571	2	3	.666	0	2	2	5.3	1	3	5	0	0	20	19.1
STEPHEN F. AUSTIN	12/6	*	40	6	9	.667	2	4	.500	1	2	.500	0	6	6	5.4	2	3	5	4	0	15	18.6
at Penn State	12/14	*	37	3	17	.176	1	7	.143	0	0	.000	1	6	7	5.6	2	6	4	1	1	7	17.3
at Samford	12/18	*	38	4	10	.400	1	3	.333	2	2	1.00	1	4	5	5.5	4	5	5	3	0	11	16.7
Belmont	12/21	*	35	5	12	.417	1	4	.250	4	6	.667	1	6	7	5.6	3	8	1	2	1	15	16.5
RICHMOND	12/29	*	36	7	13	.538	1	3	.333	2	3	.667	1	3	4	5.5	3	4	1	1	1	17	16.6
at Florida*	1/4	*	46	7	25	.280	2	8	.250	1	2	.500	2	4	6	5.5	2	3	2	4	1	17	16.6
MISSISSIPPI STATE*	1/8	*	37	5	10	.500	1	3	.333	6	6	1.00	1	7	8	5.7	3	4	3	1	0	17	16.6
at Kentucky*	1/11																						
AUBURN*	1/15																						
MISSOURI*	1/18																						
at Vanderbilt*	1/22																						
KANSAS STATE	1/25																						
at LSU*	1/29																						
ARKANSAS*	2/1																						
TENNESSEE*	2/4																						
at Georgia*	2/8																						
at Auburn*	2/12																						
LSU*	2/15																						
TEXAS A&M*	2/19																						
at Ole Miss*	2/22																						
at Mississippi State*	2/25																						
SOUTH CAROLINA*	2/29																						
VANDERBILT*	3/3																						
at Missouri*	3/7																						

* indicates Southeastern Conference opponent

LEWIS' CAREER STATS

YEAR	GP	GS	MIN	AVG	FG	FGA	PCT	3FG	3FGA	PCT	FT	FTA	PCT	OFF	DEF	TOT	AVG	PF	FO	AST	TO	BLK	STL	PTS	AVG
2018-19	34	34	1075	31.6	157	363	.433	54	151	.358	90	115	.783	13	74	87	2.6	61	0	98	74	10	28	458	13.5
2019-20	14	14	530	37.9	87	203	.429	23	70	.329	36	45	.800	16	64	80	5.7	36	0	65	52	5	26	233	16.6
TOTAL	48	48	1605	33.4	244	566	.431	77	221	.348	126	160	.788	29	138	167	3.5	97	0	163	126	15	54	691	14.4

LEWIS' CAREER SEC STATS

YEAR	GP	GS	MIN	AVG	FG	FGA	PCT	3FG	3FGA	PCT	FT	FTA	PCT	OFF	DEF	TOT	AVG	PF	FO	AST	TO	BLK	STL	PTS	AVG
2018-19	18	18	395	21.4	59	144	.410	27	77	.351	13	26	.500	14	52	66	3.7	32	0	16	28	10	7	158	8.8
2019-20	2	2	83	41.5	12	35	.343	3	11	.273	7	8	.875	3	11	14	7.0	5	0	7	5	1	5	34	17.0
TOTAL	20	20	665	33.2	92	230	.400	32	94	.340	55	71	.775	7	54	61	3.1	29	0	54	47	5	17	271	13.6



3 Alex Reese

JUNIOR

Forward • 6-9 • 238 • Pelham, Ala.
Pelham HS

CAREER HIGHS

Points	19	vs. Wichita State (11/18/18)
Rebounds	9	3x, last vs. North Carolina (11/27/17)
Assists	4	vs. Rhode Island (11/15/19)
Steals	4	2x, last vs. Penn (11/5/19)
Blocks	3	vs. Mississippi State (1/8/20)
Minutes	30	vs. Memphis (11/10/17)
Field Goals	6	vs. Kentucky (3/15/19)
FG Att.	14	vs. UCF (11/29/18)
3-Point FG	5	vs. Norfolk State (3/20/19)
3-Point Att.	8	5x, last vs. Belmont (12/21/19)
Free Throws	9	vs. Wichita State (11/18/18)
FT Att.	10	vs. Wichita State (11/18/18)

2019-20 SEASON HIGHS

Points	16	vs. Samford (12/18/19)
Rebounds	9	vs. North Carolina (11/27/19)
Assists	4	vs. Rhode Island (11/15/19)
Steals	4	vs. Penn (11/5/19)
Blocks	3	vs. Mississippi State (1/8/20)
Minutes	29	2x, last vs. Penn State (12/14/19)
Field Goals	5	3x, last vs. Samford (12/18/19)
FG Att.	11	vs. Penn State (12/14/19)
3-Point FG	4	2x, last vs. Samford (12/18/19)
3-Point Att.	8	4x, last vs. Belmont (12/21/19)
Free Throws	6	vs. Florida (1/4/20)
FT Att.	8	vs. Florida (1/4/20)

MISCELLANEOUS STATS

CATEGORY	2019-20	CAREER
Double-digit scoring	7	15
20+ point games		
Double-digit rebounding		
Double-doubles		
Led UA in scoring		2
Led UA in rebounding	1	5
Led UA in three-pointers	3	11
Led UA in assists	1	2
Led UA in steals	1	10
Led UA in blocks	6	10
5+ assist games		
3+ three-pointers	4	7
3+ steal games	1	2
3+ block games	1	1

CAREER ACCOLADES

- 2018 SEC First Year Academic Honor Roll

2019-20 SEASON HIGHLIGHTS

- Over his last four contests, he's averaging 10.0 ppg, 5.3 rebounds and shooting 75.0 percent (12-of-16) from the foul line
- Collected five double-digit outings over his last seven contests
- Ranks second on team in blocks while ranking fourth in points and rebounds per game
- Snagged a season-high 16 points to go along with 2 rebounds, 2 assists, a block and a steal against Samford (12/18)
- Dropped 15 points, shooting 5-of-9 from the floor and 4-of-8 beyond the arc, to go along with 4 rebounds, 2 assists and a block against Stephen F. Austin (12/6)
- Scored 14 points going 3-of-4 from the floor and 2-of-3 from three while registering 3 rebounds at Florida (1/4)
- Finished with 13 points, 5 boards, 2 assists and a block against Belmont (12/21)
- Had 12 points while registering 8 rebounds and an assist against Penn State (12/14)
- Scored 12 points against Florida Atlantic (11/11) to go along with 8 rebounds and one assist
- Led the team in blocks (2) while dropping 7 points and 9 rebounds against North Carolina in the Battle 4 Atlantis Tournament (11/27)
- Led the Tide with a career high 4 assists to go along with a pair of threes pointers, while adding 10 points and 5 rebounds at Rhode Island
- Finished with 5 points, 5 rebounds and a career-best 3 blocked shots in the win over Mississippi State (1/8)



REESE'S 2019-20 GAME-BY-GAME STATS

Opponent	Date	GS	Min	FG	FGA	Pct	3FG	FGA	Pct	FT	FTA	Pct	Off	Def	Tot	Avg	PF	A	TO	Stl	Blk	Pts	Avg
PENN	11/5	17	1	6	.167	0	3	.000	4	4	1.000	1	2	3	3.0	2	1	1	4	2	6	6.0	
FLORIDA ATLANTIC	11/11	25	5	8	.625	2	5	.400	0	0	.000	3	5	8	5.5	0	1	2	0	0	12	9.0	
at Rhode Island	11/15	23	4	8	.500	2	3	.666	0	0	.000	0	5	5	5.3	0	4	0	0	0	10	9.3	
FURMAN	11/19	* 11	0	3	.000	0	3	.000	0	0	.000	0	3	3	4.8	1	0	0	1	0	0	7.0	
North Carolina	11/27	* 27	3	10	.300	1	5	.200	0	2	.000	2	7	9	5.6	3	0	1	0	2	7	7.0	
Iowa State	11/28	* 16	2	5	.400	1	3	.333	0	0	.000	0	4	4	5.3	4	1	1	1	1	5	6.6	
Southern Miss	11/29	* 17	2	7	.286	1	6	.166	0	1	.000	0	2	2	4.9	0	0	1	0	1	5	6.4	
STEPHEN F. AUSTIN	12/6	* 29	5	9	.556	4	8	.500	1	1	1.00	2	2	4	4.8	2	2	2	0	1	15	7.5	
at Penn State	12/14	* 29	4	11	.364	3	8	.375	1	2	.500	2	6	8	5.1	2	1	0	0	0	12	8.0	
at Samford	12/18	* 23	5	9	.556	4	8	.500	2	2	1.00	1	1	2	4.8	0	2	0	1	1	16	8.8	
Belmont	12/21	* 16	4	10	.400	3	8	.375	2	2	1.00	1	4	5	4.8	1	2	0	0	1	13	9.2	
RICHMOND	12/29	* 18	2	7	.286	1	4	.250	3	4	.750	3	5	8	5.1	1	3	1	1	1	8	9.1	
at Florida*	1/4	23	3	4	.750	2	3	.667	6	8	.750	0	3	3	4.9	2	0	2	0	1	14	9.5	
MISSISSIPPI STATE*	1/8	* 23	2	4	.500	0	2	.000	1	2	.500	0	5	5	4.9	1	0	3	0	3	5	9.1	
at Kentucky*	1/11																						
AUBURN*	1/15																						
MISSOURI*	1/18																						
at Vanderbilt*	1/22																						
KANSAS STATE	1/25																						
at LSU*	1/29																						
ARKANSAS*	2/1																						
TENNESSEE*	2/4																						
at Georgia*	2/8																						
at Auburn*	2/12																						
LSU*	2/15																						
TEXAS A&M*	2/19																						
at Ole Miss*	2/22																						
at Mississippi State*	2/25																						
SOUTH CAROLINA*	2/29																						
VANDERBILT*	3/3																						
at Missouri*	3/7																						

* indicates Southeastern Conference opponent

REESE'S CAREER STATS

YEAR	GP	GS	MIN	AVG	FG	FGA	PCT	3FG	3FGA	PCT	FT	FTA	PCT	OFF	DEF	TOT	AVG	PF	FO	AST	TO	BLK	STL	PTS	AVG
2017-18	32	1	370	11.6	46	118	.390	24	74	.324	11	14	.786	22	67	89	2.8	33	0	9	21	7	15	127	4.0
2018-19	28	0	372	13.3	56	139	.403	27	72	.375	37	49	.755	25	46	71	2.5	31	0	13	25	12	10	176	6.3
2019-20	14	10	297	21.2	42	101	.416	24	69	.348	20	28	.714	15	54	69	4.9	19	0	17	14	14	8	128	9.1
TOTAL	74	11	1039	14.0	144	358	.402	75	215	.349	68	91	.747	62	167	229	3.1	83	0	39	60	33	33	431	5.8

REESE'S CAREER SEC STATS

YEAR	GP	GS	MIN	AVG	FG	FGA	PCT	3FG	3FGA	PCT	FT	FTA	PCT	OFF	DEF	TOT	AVG	PF	FO	AST	TO	BLK	STL	PTS	AVG
2017-18	16	0	173	10.8	24	64	.375	14	40	.350	7	8	.875	8	34	42	2.6	20	0	2	11	2	7	69	4.3
2018-19	12	0	139	11.6	16	44	.364	8	22	.364	12	16	.750	10	18	28	2.3	13	0	4	10	9	0	52	4.3
2019-20	2	1	46	23.0	5	8	.625	2	5	.400	7	10	.700	0	8	8	4.0	3	0	0	5	4	0	19	9.5
TOTAL	30	1	358	11.9	45	116	.388	24	67	.358	26	34	.765	18	60	78	2.6	36	0	6	26	15	7	140	4.7



5 Jaden Shackelford

FRESHMAN

Guard • 6-3 • 195 • Hesperia Calif.
Hesperia HS

CAREER HIGHS

Points	28	vs. Richmond (12/29/19)
Rebounds	8	vs. Richmond (12/29/19)
Assists	4	vs. Southern Miss (11/29/19)
Steals	3	vs. Furman (11/19/19)
Blocks	1	2x, last vs. Samford (12/18/19)
Minutes	32	vs. Furman (11/19/19)
Field Goals	8	vs. Richmond (12/29/19)
FG Att.	20	vs. Penn (11/5/19)
3-Point FG	6	vs. Richmond (12/29/19)
3-Point Att.	13	2x, last vs. Richmond (12/29/19)
Free Throws	10	vs. Stephen F. Austin (12/6/19)
FT Att.	11	vs. Stephen F. Austin (12/6/19)

2019-20 SEASON HIGHS

Points	28	vs. Richmond (12/29/19)
Rebounds	8	vs. Richmond (12/29/19)
Assists	4	vs. Southern Miss (11/29/19)
Steals	3	vs. Furman (11/19/19)
Blocks	1	2x, last vs. Samford (12/18/19)
Minutes	32	vs. Furman (11/19/19)
Field Goals	8	vs. Richmond (12/29/19)
FG Att.	20	vs. Penn (11/5/19)
3-Point FG	6	vs. Richmond (12/29/19)
3-Point Att.	13	2x, last vs. Richmond (12/29/19)
Free Throws	10	vs. Stephen F. Austin (12/6/19)
FT Att.	11	vs. Stephen F. Austin (12/6/19)

MISCELLANEOUS STATS

CATEGORY	2019-20	CAREER
Double-digit scoring	9	9
20+ point games	2	2
Double-digit rebounding		
Double-doubles		
Led UA in scoring	4	4
Led UA in rebounding		
Led UA in three-pointers	4	4
Led UA in assists	1	1
Led UA in steals	1	1
Led UA in blocks		
5+ assist games		
3+ three-pointers	6	6
3+ steal games	1	1
3+ block games		

2019-20 SEASON HIGHLIGHTS

- Over his last five contests, he is averaging 15.6 ppg, 4.0 rebounds per game and 3.2 threes made per game while shooting 45.7 percent from beyond the arc and 90.0 percent from the foul line
- Recorded double digits in five consecutive games
- Stuffed the stats sheet against Richmond (12/29) breaking personal records in points (28), rebounds (8), field goals made (8) and threes made (6)
- Led the Tide in scoring with a career-high 25 points, three-pointers (3), and steals (3) against Furman (11/19)
- Led the team in scoring with 17 points to go along with 5 rebounds, 2 assists and 2 steals vs. Stephen F. Austin (12/6)
- Knocked down 4 three-pointers (4-of-7), notching 17 points, 4 rebounds, and 2 assists vs. Florida Atlantic (11/11)
- Led the team in scoring with 16 points, shooting 4-for-6 from three to go along with 2 rebounds against Belmont (12/21)
- Earned his first collegiate debut and start against Penn (11/5), finished with 16 points in 30 minutes of action
- Dropped 13 points off the bench while adding 2 assists, 2 boards, a block and a steal against Samford (12/18)
- Knocked down 3 three-pointers (3-of-5), grabbing 11 points, 6 rebounds, and an assist vs. Florida (1/4)
- Finished with 10 points, going 4-of-5 from the foul line while grabbing 2 rebounds against Mississippi State (1/8)
- Earned a team-high 4 assists while registering 6 points, 4 rebounds, and a steal against Southern Miss (11/29)
- Played the final two seasons at Hesperia High School under head coach Robert Tossetti
- Named the Mojave River League's 2019 Player of the Year, leading Hesperia to a perfect 10-0 record while averaging 45.5 ppg in conference action including four consecutive 50-point games
- Finished the season averaging 34.0 points, 11.0 rebounds, 5.5 assists and 4.0 steals per game during his senior season
- Played his first two seasons of high school at Oak Hills where he averaged over 25 points per game as a sophomore and 14.7 ppg during his freshman season
- Scored 20.8 ppg during the 2018-19 AAU season with The Truth in the Nike EYBL circuit



SHACKELFORD'S 2019-20 GAME-BY-GAME STATS

Opponent	Date	GS	Min	FG	FGA	Pct	3FG	3FGA	Pct	FT	FTA	Pct	Off	Def	Tot	Avg	PF	A	TO	Stl	Blk	Pts	Avg
PENN	11/5	*	30	6	20	.300	3	13	.231	1	1	1.000	3	2	5	5.0	1	1	0	0	0	16	16.0
FLORIDA ATLANTIC	11/11		29	6	10	.600	4	7	.571	1	1	1.000	1	3	4	4.5	1	2	1	0	1	17	16.5
at Rhode Island	11/15		20	2	7	.286	1	6	.166	0	0	.000	0	1	1	3.3	0	2	3	0	0	5	12.6
FURMAN	11/19		32	7	12	.583	3	8	.375	8	10	.800	0	5	5	3.8	3	1	1	3	0	25	15.8
North Carolina	11/27		21	2	8	.250	0	5	.000	0	1	.000	1	2	3	3.6	0	1	1	0	0	4	13.4
Iowa State	11/28		21	1	4	.250	1	3	.333	1	2	.500	0	2	2	3.3	2	1	2	1	0	4	11.8
Southern Miss	11/29		22	2	8	.250	2	7	.285	0	2	.000	2	2	4	3.4	2	4	1	1	0	6	11.0
STEPHEN F. AUSTIN	12/6		26	3	9	.333	1	6	.167	10	11	.909	2	3	5	3.6	4	2	4	2	0	17	11.8
at Penn State	12/14		28	3	10	.300	1	6	.167	0	0	.000	1	3	4	3.7	1	2	1	0	0	7	11.2
at Samford	12/18		29	2	7	.286	1	5	.200	8	8	1.000	0	2	2	3.5	0	2	1	1	1	13	11.4
Belmont	12/21	*	25	6	12	.500	4	6	.667	0	0	.000	0	2	2	3.4	3	0	1	0	0	16	11.8
RICHMOND	12/29		30	8	18	.444	6	13	.462	6	7	.857	2	6	8	3.8	1	0	0	0	0	28	13.2
at Florida*	1/4	*	28	4	10	.400	3	5	.600	0	0	.000	2	4	6	3.9	3	1	1	0	0	11	13.0
MISSISSIPPI STATE*	1/8		19	2	10	.200	2	6	.333	4	5	.800	0	2	2	3.8	0	1	0	0	0	10	12.8
at Kentucky*	1/11																						
AUBURN*	1/15																						
MISSOURI*	1/18																						
at Vanderbilt*	1/22																						
KANSAS STATE	1/25																						
at LSU*	1/29																						
ARKANSAS*	2/1																						
TENNESSEE*	2/4																						
at Georgia*	2/8																						
at Auburn*	2/12																						
LSU*	2/15																						
TEXAS A&M*	2/19																						
at Ole Miss*	2/22																						
at Mississippi State*	2/25																						
SOUTH CAROLINA*	2/29																						
VANDERBILT*	3/3																						
at Missouri*	3/7																						

* indicates Southeastern Conference opponent

SHACKELFORD'S CAREER STATS

YEAR	GP	GS	MIN	AVG	FG	FGA	PCT	3FG	3FGA	PCT	FT	FTA	PCT	OFF	DEF	TOT	AVG	PF	FO	AST	TO	BLK	STL	PTS	AVG
2019-20	14	3	360	25.7	54	145	.372	32	96	.333	39	48	.813	14	39	53	3.8	21	0	20	17	2	8	179	12.8
TOTAL	14	3	360	25.7	54	145	.372	32	96	.333	39	48	.813	14	39	53	3.8	21	0	20	17	2	8	179	12.8

SHACKELFORD'S CAREER SEC STATS

YEAR	GP	GS	MIN	AVG	FG	FGA	PCT	3FG	3FGA	PCT	FT	FTA	PCT	OFF	DEF	TOT	AVG	PF	FO	AST	TO	BLK	STL	PTS	AVG
2019-20	2	1	47	23.5	6	20	.300	5	11	.455	4	5	.800	2	6	8	4.0	3	0	2	1	0	0	21	10.5
TOTAL	2	1	47	23.5	6	20	.300	5	11	.455	4	5	.800	2	6	8	4.0	3	0	2	1	0	0	21	10.5



11 James Bolden

GRADUATE

Guard • 6-0 • 170 • Covington, Ky.
Holmes HS/West Virginia

CAREER HIGHS

Points	35	Oklahoma State (2/10/18)
Rebounds	8	2x, last vs. Lehigh (12/30/18)
Assists	5	3x, last vs. Lehigh (12/30/18)
Steals	4	Kansas (1/9/19)
Blocks	2	Baylor (3/8/18)
Minutes	35	Oklahoma State (1/12/19)
Field Goals	10	Oklahoma State (1/12/19)
FG Att.	17	Oklahoma State (1/12/19)
3-Point FG	6	vs. Southern Miss (11/29/19)
3-Point Att.	11	Kansas State (11/10/17)
Free Throws	10	Baylor (1/21/19)
FT Att.	10	Baylor (1/21/19)

2019-20 SEASON HIGHS

Points	23	vs. Southern Miss (11/29/19)
Rebounds	5	vs. Penn (11/5/19)
Assists	3	vs. North Carolina (11/27/19)
Steals	2	vs. Penn (11/5/19)
Blocks	1	2x, last vs. Mississippi State (1/8/20)
Minutes	34	vs. Florida (1/4/20)
Field Goals	6	vs. Southern Miss (11/29/19)
FG Att.	10	4x, last vs. Florida (1/4/20)
3-Point FG	6	vs. Southern Miss (11/29/19)
3-Point Att.	8	2x, last vs. Florida (1/4/20)
Free Throws	7	vs. Florida (1/4/20)
FT Att.	8	vs. Florida (1/4/20)

MISCELLANEOUS STATS

CATEGORY	2019-20	CAREER
Double-digit scoring	6	38
20+ point games	1	5
Double-digit rebounding		
Double-doubles		
Led UA in scoring	2	2
Led UA in rebounding		NA
Led UA in three-pointers	1	1
Led UA in assists		NA
Led UA in steals	1	1
Led UA in blocks		NA
5+ assist games		3
3+ three-pointers	1	18
3+ steal games		4
3+ block games		

CAREER ACCOLADES

- Academic All-Big 12 Second Team (2017, 2018, 2019)
- Big 12 Commissioner's Honor Roll
- Garrett Ford Academic Honor Roll

2019-20 SEASON HIGHLIGHTS

- Came off the bench to lead the Tide in scoring with a season-high 23 points while knocking down a career-best 6-of-8 threes in the win against Southern Miss (11/29)
- Led the team in scoring with 15 points while registering 3 boards and an assist against Penn State (12/14)
- Finished with 15 points while registering 3 rebounds and an assist vs. Florida (1/4)
- Scored 11 points while registering 2 boards and an assist against Mississippi State (1/8)
- Came off the bench to record 10 points and 2 assists against Penn (11/5)
- Grabbed 9 points, a rebound and an assist off the bench against Samford (12/18)
- A three-time Academic All-Big 12 Men's Basketball Second Team honoree
- Played in 82 career games at West Virginia, starting 15 times, and finished his Mountaineer career with 635 points (7.7 ppg), while knocking down 210-of-492 (.427) field goals and 121-of-303 (.399) three-pointers
- Played in 18 games while making 12 starts as a junior before an ankle injury sidelined him for the team's final 18 contests
- Ranked second on the team with 12.2 points per game, while adding 2.6 assists, 2.6 rebounds and 1.1 steals in 21.4 minutes per game
- Finished his junior season shooting 40.9 percent (70-of-171) from the field, 34.9 percent (30-of-86) from beyond the arc and a team-leading 82.0 percent (50-of-61) from the charity stripe
- Scored a career-best 31 points on 10-of-17 shooting from the field and 4-of-9 from deep in a win over Oklahoma State (1/12/19)



BOLDEN'S 2019-20 GAME-BY-GAME STATS

Opponent	Date	GS	Min	FG	FGA	Pct	3FG	3FGA	Pct	FT	FTA	Pct	Off	Def	Tot	Avg	PF	A	TO	Stl	Blk	Pts	Avg
PENN	11/5		26	3	10	.300	2	5	.400	2	2	1.000	3	2	5	5.0	3	2	1	2	0	10	10.0
FLORIDA ATLANTIC	11/11	*	12	1	3	.333	1	3	.333	0	0	.000	0	0	0	2.5	5	1	1	1	0	3	6.5
at Rhode Island	11/15	*	23	2	7	.286	0	4	.000	0	1	.000	2	1	3	2.7	5	0	4	0	1	4	5.7
FURMAN	11/19																						
DNP - INJURED																							
North Carolina	11/27		18	1	4	.250	1	3	.333	0	0	.000	0	1	1	1.3	2	3	1	0	0	3	5.0
Iowa State	11/28		20	4	10	.400	2	4	.500	0	0	.000	1	1	2	2.2	2	0	1	0	0	10	6.0
Southern Miss	11/29		21	6	9	.666	6	8	.750	5	7	.714	1	1	2	2.2	5	2	1	1	0	23	8.8
STEPHEN F. AUSTIN	12/6																						
DNP - INJURED																							
at Penn State	12/14		26	5	10	.500	2	4	.500	3	3	1.00	2	1	3	2.3	3	1	1	0	0	15	9.7
at Samford	12/18		18	4	9	.444	1	5	.200	0	0	.000	1	0	1	2.1	3	1	2	0	0	9	9.6
Belmont	12/21		17	1	4	.250	1	2	.500	0	0	.000	1	0	1	2.0	1	0	3	0	0	3	8.9
RICHMOND	12/29		24	2	7	.286	1	4	.250	0	0	.000	0	2	2	2.0	3	2	2	0	0	5	8.5
at Florida*	1/4		34	3	10	.300	2	8	.250	7	8	.875	0	3	3	2.1	4	1	1	0	0	15	9.1
MISSISSIPPI STATE*	1/8		19	4	5	.800	2	2	1.00	1	1	1.00	1	1	2	2.1	4	1	1	1	1	11	9.3
at Kentucky*	1/11																						
AUBURN*	1/15																						
MISSOURI*	1/18																						
at Vanderbilt*	1/22																						
KANSAS STATE	1/25																						
at LSU*	1/29																						
ARKANSAS*	2/1																						
TENNESSEE*	2/4																						
at Georgia*	2/8																						
at Auburn*	2/12																						
LSU*	2/15																						
TEXAS A&M*	2/19																						
at Ole Miss*	2/22																						
at Mississippi State*	2/25																						
SOUTH CAROLINA*	2/29																						
VANDERBILT*	3/3																						
at Missouri*	3/7																						

* indicates Southeastern Conference opponent

BOLDEN'S CAREER STATS

YEAR	GP	GS	MIN	AVG	FG	FGA	PCT	3FG	3FGA	PCT	FT	FTA	PCT	OFF	DEF	TOT	AVG	PF	FO	AST	TO	BLK	STL	PTS	AVG
2016-17	27	0	156	5.8	32	69	.464	22	49	.449	8	14	.571	7	14	21	0.8	21	0	8	9	1	8	94	3.5
2017-18	37	3	637	17.2	108	252	.429	69	168	.411	36	43	.837	25	45	70	1.9	76	2	39	36	8	34	321	8.7
2018-19	18	12	385	21.4	70	171	.409	30	86	.349	50	61	.820	21	26	47	2.6	46	4	45	39	3	19	220	12.2
2019-20	12	2	258	21.5	36	88	.409	21	52	.404	18	22	.818	12	13	25	2.1	40	3	14	18	2	5	111	9.3
TOTAL	94	17	1436	15.3	246	580	.424	142	355	.400	112	140	.800	65	98	163	1.7	183	9	106	102	14	66	746	7.9

BOLDEN'S CAREER SEC STATS

YEAR	GP	GS	MIN	AVG	FG	FGA	PCT	3FG	3FGA	PCT	FT	FTA	PCT	OFF	DEF	TOT	AVG	PF	FO	AST	TO	BLK	STL	PTS	AVG
2019-20	2	0	53	26.5	7	15	.467	4	10	.400	8	9	.889	1	4	5	2.5	8	0	2	2	1	1	26	13.0
TOTAL	2	0	53	26.5	7	15	.467	4	10	.400	8	9	.889	1	4	5	2.5	8	0	2	2	1	1	26	13.0



12 Jaylen Forbes

FRESHMAN

Guard • 6-4 • 186 • Florence, Miss.
Florence HS

CAREER HIGHS

Points	5	3x, last vs. Mississippi State (1/8/20)
Rebounds	8	vs. Penn (11/5/19)
Assists	1	4x, last vs. Belmont (12/21/19)
Steals		
Blocks	1	2x, last vs. Belmont (12/21/19)
Minutes	17	2x, last vs. Florida Atlantic (11/5/19)
Field Goals	2	vs. Iowa State (11/28/19)
FG Att.	5	vs. Stephen F. Austin (12/6/19)
3-Point FG	1	3x, last vs. Mississippi State (1/8/20)
3-Point Att.	4	vs. Florida Atlantic (11/5/19)
Free Throws	2	4x, last vs. Mississippi State (1/8/20)
FT Att.	5	vs. Stephen F. Austin (12/6/19)

2019-20 SEASON HIGHS

Points	5	3x, last vs. Mississippi State (1/8/20)
Rebounds	8	vs. Penn (11/5/19)
Assists	1	4x, last vs. Belmont (12/21/19)
Steals		
Blocks	1	2x, last vs. Belmont (12/21/19)
Minutes	17	2x, last vs. Florida Atlantic (11/5/19)
Field Goals	2	vs. Iowa State (11/28/19)
FG Att.	5	vs. Stephen F. Austin (12/6/19)
3-Point FG	1	3x, last vs. Mississippi State (1/8/20)
3-Point Att.	4	vs. Florida Atlantic (11/5/19)
Free Throws	2	4x, last vs. Mississippi State (1/8/20)
FT Att.	5	vs. Stephen F. Austin (12/6/19)

MISCELLANEOUS STATS

CATEGORY	2019-20	CAREER
Double-digit scoring		
20+ point games		
Double-digit rebounding		
Double-doubles		
Led UA in scoring		
Led UA in rebounding	1	1
Led UA in three-pointers		
Led UA in assists		
Led UA in steals		
Led UA in blocks		
5+ assist games		
3+ three-pointers		
3+ steal games		
3+ block games		

2019-20 SEASON HIGHLIGHTS

- Has seen action in all but one game this season
- Snagged a season-high 5 points to go along with 4 rebounds and an assist against Iowa State at the Battle 4 Atlantis Tournament (11/28)
- Finished with that same total of 5 points and 4 rebounds in just 10 minutes of action vs. Mississippi State
- Earned first career start and tallied 2 rebounds against Florida Atlantic (11/11)
- Tied his career high of 5 points while collecting 4 rebounds against Penn State (12/14)
- Collected 4 rebounds and finished with 3 points against Furman (11/19)
- Snagged 2 rebounds and scored 3 points against Stephen F. Austin (12/6)
- Made collegiate debut and collected 2 points and a team-leading 8 rebounds in 17 minutes of action vs. Penn (11/5)
- Scored 6 points and grabbed 3 rebounds in the exhibition victory over Georgia Tech (10/27)
- Four-star prospect ranked the No. 18 shooting guard and the No. 84 player overall by ESPN.com
- Ranked No. 2 player in Mississippi according to ESPN.com
- The top scorer in Florence High School program history, and maintained career averages of 25.1 points, 6.6 rebounds and 1.2 steals per game throughout his prep career under head coach Darrin Chancellor
- A 2019 first team all-state honoree by both the Clarion Ledger and USA Today as he averaged 23.0 points, 9.1 rebounds and 2.1 assists per game



FORBES' 2019-20 GAME-BY-GAME STATS

Opponent	Date	GS	Min	FG	FGA	Pct	3FG	FGA	Pct	FT	FTA	Pct	Off	Def	Tot	Avg	PF	A	TO	Stl	Blk	Pts	Avg
PENN	11/5		17	1	2	.500	0	1	.000	0	0	.000	3	5	8	8.0	2	0	1	0	0	2	2.0
FLORIDA ATLANTIC	11/11	*	17	0	4	.000	0	4	.000	0	0	.000	1	1	2	5.0	0	0	1	0	0	0	1.0
at Rhode Island	11/15		6	0	0	.000	0	0	.000	0	0	.000	0	2	2	4.0	0	1	0	0	1	0	0.7
FURMAN	11/19		13	1	3	.333	0	2	.000	1	2	.500	0	4	4	4.0	2	1	2	0	0	3	1.3
North Carolina	11/27		6	0	1	.000	0	1	.000	0	0	.000	0	0	0	3.2	1	0	0	0	0	0	1.0
Iowa State	11/28		12	2	3	.666	1	2	.500	0	0	.000	2	2	4	3.3	2	1	0	0	0	5	1.6
Southern Miss	11/29		10	1	1	1.00	1	1	1.00	0	0	.000	0	1	1	3.0	2	1	3	0	0	3	1.9
STEPHEN F. AUSTIN	12/6		13	1	5	.200	0	2	.000	2	5	.400	0	2	2	2.9	2	0	2	0	0	3	2.1
at Penn State	12/14		9	1	2	.500	1	2	.500	2	2	1.00	1	3	4	3.0	1	0	0	0	0	5	2.4
at Samford	12/18		7	1	1	1.00	0	0	.000	0	0	.000	1	0	1	2.8	1	0	1	0	0	2	2.4
Belmont	12/21		6	1	3	.333	0	2	.000	0	0	.000	0	1	1	2.6	2	1	0	0	1	2	2.4
RICHMOND	12/29		5	0	1	.000	0	1	.000	2	2	1.00	0	1	1	2.5	0	0	0	0	0	2	2.3
at Florida*	1/4								DNP														
MISSISSIPPI STATE*	1/8		10	1	2	.500	1	2	.500	2	2	1.00	1	2	3	2.5	4	0	1	0	0	5	2.5
at Kentucky*	1/11																						
AUBURN*	1/15																						
MISSOURI*	1/18																						
at Vanderbilt*	1/22																						
KANSAS STATE	1/25																						
at LSU*	1/29																						
ARKANSAS*	2/1																						
TENNESSEE*	2/4																						
at Georgia*	2/8																						
at Auburn*	2/12																						
LSU*	2/15																						
TEXAS A&M*	2/19																						
at Ole Miss*	2/22																						
at Mississippi State*	2/25																						
SOUTH CAROLINA*	2/29																						
VANDERBILT*	3/3																						
at Missouri*	3/7																						

* indicates Southeastern Conference opponent

FORBES' CAREER STATS

YEAR	GP	GS	MIN	AVG	FG	FGA	PCT	3FG	3FGA	PCT	FT	FTA	PCT	OFF	DEF	TOT	AVG	PF	FO	AST	TO	BLK	STL	PTS	AVG
2019-20	13	1	131	10.1	10	28	.357	4	20	.200	9	13	.692	9	24	33	2.5	19	0	5	11	2	0	33	2.5
TOTAL	13	1	131	10.1	10	28	.357	4	20	.200	9	13	.692	9	24	33	2.5	19	0	5	11	2	0	33	2.5

FORBES' CAREER SEC STATS

YEAR	GP	GS	MIN	AVG	FG	FGA	PCT	3FG	3FGA	PCT	FT	FTA	PCT	OFF	DEF	TOT	AVG	PF	FO	AST	TO	BLK	STL	PTS	AVG
2019-20	1	0	10	10.0	1	2	.500	1	2	.500	2	2	1.000	1	2	3	3.0	4	0	0	1	0	0	5	5.0
TOTAL	1	0	10	10.0	1	2	.500	1	2	.500	2	2	1.000	1	2	3	3.0	4	0	0	1	0	0	5	5.0



15 Tyler Barnes

JUNIOR

Forward • 6-8 • 205 • Louisville, Ky.
St. Xavier HS

CAREER HIGHS

Points		
Rebounds	4	vs. FAU (11/11/19)
Assists		
Steals	1	vs. Villanova (3/17/18)
Blocks	1	vs. Ole Miss (1/22/19)
Minutes	3	2x, last vs. FAU (11/11/19)
Field Goals		
FG Att.	1	3x, last vs. Ole Miss (1/22/19)
3-Point FG		
3-Point Att.	1	vs. Texas A&M (12/30/17)
Free Throws		
FT Att.		

2019-20 SEASON HIGHS

Points		
Rebounds	4	vs. FAU (11/11/19)
Assists		
Steals		
Blocks		
Minutes	3	vs. FAU (11/11/19)
Field Goals		
FG Att.		
3-Point FG		
3-Point Att.		
Free Throws		
FT Att.		

MISCELLANEOUS STATS

CATEGORY	2019-20	CAREER
Double-digit scoring		
20+ point games		
Double-digit rebounding		
Double-doubles		
Led UA in scoring		
Led UA in rebounding		
Led UA in three-pointers		
Led UA in assists		
Led UA in steals		
Led UA in blocks		
5+ assist games		
3+ three-pointers		
3+ steal games		
3+ block games		

CAREER ACCOLADES

- 2018 SEC First Year Academic Honor Roll
- Has played in 12 career contests

2019-20 SEASON HIGHLIGHTS

- Saw one minute of action against Mississippi State (1/8)
- Saw one minute of action in the win against Southern Miss at the Battle 4 Atlantis Tournament (11/29)
- Saw one minute of action against Iowa State in the Battle 4 Atlantis Tournament (11/28)
- Registered 3 minutes of action, recording a career-high 4 rebounds against FAU (11/11)



BARNES' 2019-20 GAME-BY-GAME STATS

Opponent	Date	GS	Min	FG	FGA	Pct	3FG	3FGA	Pct	FT	FTA	Pct	Off	Def	Tot	Avg	PF	A	TO	Stl	Blk	Pts	Avg	
PENN	11/5																							
FLORIDA ATLANTIC	11/11	3		0	0	.000	0	0	.000	0	0	.000	0	4	4	4.0	1	0	0	0	0	0	0.0	
at Rhode Island	11/15																							
FURMAN	11/19																							
North Carolina	11/27																							
Iowa State	11/28	1		0	0	.000	0	0	.000	0	0	.000	0	0	0	2.0	0	0	0	0	0	0	0.0	
Southern Miss	11/29	1		0	0	.000	0	0	.000	0	0	.000	0	0	0	1.3	0	0	0	0	0	0	0.0	
STEPHEN F. AUSTIN	12/6																							
at Penn State	12/14																							
at Samford	12/18																							
Belmont	12/21																							
RICHMOND	12/29																							
at Florida*	1/4																							
MISSISSIPPI STATE*	1/8	1		0	0	.000	0	0	.000	0	0	.000	0	0	0	1.0	0	0	0	0	0	0	0.0	
at Kentucky*	1/11																							
AUBURN*	1/15																							
MISSOURI*	1/18																							
at Vanderbilt*	1/22																							
KANSAS STATE	1/25																							
at LSU*	1/29																							
ARKANSAS*	2/1																							
TENNESSEE*	2/4																							
at Georgia*	2/8																							
at Auburn*	2/12																							
LSU*	2/15																							
TEXAS A&M*	2/19																							
at Ole Miss*	2/22																							
at Mississippi State*	2/25																							
SOUTH CAROLINA*	2/29																							
VANDERBILT*	3/3																							
at Missouri*	3/7																							

* indicates Southeastern Conference opponent

BARNES' CAREER STATS

YEAR	GP	GS	MIN	AVG	FG	FGA	PCT	3FG	3FGA	PCT	FT	FTA	PCT	OFF	DEF	TOT	AVG	PF	FO	AST	TO	BLK	STL	PTS	AVG
2017-18	4	0	7	1.8	0	1	.000	0	1	.000	0	2	.000	0	0	0	0	0	0	0	0	0	1	0	0.0
2018-19	4	0	4	1.0	0	2	.000	0	0	.000	0	0	.000	0	0	0	0.0	0	0	0	0	1	0	0	0.0
2019-20	4	0	6	1.5	0	0	.000	0	0	.000	0	0	.000	0	4	4	1.0	1	0	0	0	0	0	0	0.0
TOTAL	12	0	17	1.4	0	3	.000	0	1	.000	0	2	.000	0	4	4	0.3	1	0	0	0	1	1	0	0.0

BARNES' CAREER SEC STATS

YEAR	GP	GS	MIN	AVG	FG	FGA	PCT	3FG	3FGA	PCT	FT	FTA	PCT	OFF	DEF	TOT	AVG	PF	FO	AST	TO	BLK	STL	PTS	AVG
2017-18	3	0	4	1.3	0	1	.000	0	1	.000	0	2	.000	0	0	0	0	0	0	0	0	0	0	0	0.0
2018-19	1	0	1	1.0	0	1	.000	0	0	.000	0	0	.000	0	0	0	0.0	0	0	0	0	1	0	0	0.0
2019-20	1	0	1	1.0	0	0	.000	0	0	.000	0	0	.000	0	0	0	0.0	0	0	0	0	0	0	0	0.0
TOTAL	5	0	6	1.2	0	2	.000	0	1	.000	0	2	.000	0	0	0	0.0	0	0	0	0	1	0	0	0.0



21 Britton Johnson

SOPHOMORE

Guard • 6-4 • 182 • Mountain Brook, Ala.
Mountain Brook HS

CAREER HIGHS

Points	3	vs. Iowa State (11/28/19)
Rebounds	1	vs. Ole Miss (1/22/19)
Assists		
Steals		
Blocks	1	vs. Ole Miss (1/22/19)
Minutes	2	vs. Florida Atlantic (11/11/19)
Field Goals	1	vs. Iowa State (11/28/19)
FG Att.	1	3x, last vs. Mississippi State (1/8/20)
3-Point FG	1	vs. Iowa State (11/28/19)
3-Point Att.	1	3x, last vs. Mississippi State (1/8/20)
Free Throws		
FT Att.		

2019-20 SEASON HIGHS

Points	3	vs. Iowa State (11/28/19)
Rebounds		
Assists		
Steals		
Blocks		
Minutes	2	vs. Florida Atlantic (11/11/19)
Field Goals	1	vs. Iowa State (11/28/19)
FG Att.	1	3x, last vs. Mississippi State (1/8/20)
3-Point FG	1	vs. Iowa State (11/28/19)
3-Point Att.	1	3x, last vs. Mississippi State (1/8/20)
Free Throws		
FT Att.		

MISCELLANEOUS STATS

CATEGORY	2019-20	CAREER
Double-digit scoring		
20+ point games		
Double-digit rebounding		
Double-doubles		
Led UA in scoring		
Led UA in rebounding		
Led UA in three-pointers		
Led UA in assists		
Led UA in steals		
Led UA in blocks		
5+ assist games		
3+ three-pointers		
3+ steal games		
3+ block games		

CAREER ACCOLADES

- Has played in nine career contests

2019-20 SEASON HIGHLIGHTS

- Hit the first points of his collegiate career when he knocked down a three-pointer in the final minute of action against Iowa State in the Battle 4 Atlantis Tournament (11/28)
- Saw one minute of action against Mississippi State (1/8)
- Saw one minute of action against Southern Miss (11/29)
- Saw two minutes of action against FAU (11/11)
- Had 2 steals in two minutes of action vs. Georgia Tech (10/27)



JOHNSON'S 2019-20 GAME-BY-GAME STATS

Opponent	Date	GS	Min	FG	FGA	Pct	3FG	3FGA	Pct	FT	FTA	Pct	Off	Def	Tot	Avg	PF	A	TO	Stl	Blk	Pts	Avg
PENN	11/5																						
FLORIDA ATLANTIC	11/11	2		0	1	.000	0	1	.000	0	0	.000	0	0	0	0.0	1	0	0	0	0	0	0.0
at Rhode Island	11/15																						
FURMAN	11/19																						
North Carolina	11/27																						
Iowa State	11/28	1	1	1	1	1.00	1	1	1.00	0	0	.000	0	0	0	0.0	0	0	0	0	0	3	1.5
Southern Miss	11/29	1	0	0	0	.000	0	0	.000	0	0	.000	0	0	0	0.0	0	0	0	0	0	0	1.0
STEPHEN F. AUSTIN	12/6																						
at Penn State	12/14																						
at Samford	12/18																						
Belmont	12/21																						
RICHMOND	12/29																						
at Florida*	1/4																						
MISSISSIPPI STATE*	1/8	1	0	1	0	.000	0	1	.000	0	0	.000	0	0	0	0.0	0	0	0	0	0	0	0.8
at Kentucky*	1/11																						
AUBURN*	1/15																						
MISSOURI*	1/18																						
at Vanderbilt*	1/22																						
KANSAS STATE	1/25																						
at LSU*	1/29																						
ARKANSAS*	2/1																						
TENNESSEE*	2/4																						
at Georgia*	2/8																						
at Auburn*	2/12																						
LSU*	2/15																						
TEXAS A&M*	2/19																						
at Ole Miss*	2/22																						
at Mississippi State*	2/25																						
SOUTH CAROLINA*	2/29																						
VANDERBILT*	3/3																						
at Missouri*	3/7																						

* indicates Southeastern Conference opponent

JOHNSON'S CAREER STATS

YEAR	GP	GS	MIN	AVG	FG	FGA	PCT	3FG	3FGA	PCT	FT	FTA	PCT	OFF	DEF	TOT	AVG	PF	FO	AST	TO	BLK	STL	PTS	AVG
2018-19	5	0	3	0.6	0	0	.000	0	0	.000	0	0	.000	0	1	1	0.2	0	0	0	0	1	0	0	0.0
2019-20	4	0	5	1.3	1	3	.333	1	3	.333	0	0	.000	0	0	0	0.0	1	0	0	0	0	0	3	0.8
TOTAL	9	0	8	0.9	1	3	.333	1	3	.333	0	0	.000	0	1	1	0.1	1	0	0	0	1	0	3	0.3

JOHNSON'S CAREER SEC STATS

YEAR	GP	GS	MIN	AVG	FG	FGA	PCT	3FG	3FGA	PCT	FT	FTA	PCT	OFF	DEF	TOT	AVG	PF	FO	AST	TO	BLK	STL	PTS	AVG
2018-19	3	0	1	0.3	0	0	.000	0	0	.000	0	0	.000	0	1	1	0.3	0	0	0	0	1	0	0	0.0
2019-20	1	0	1	1.0	0	1	.000	0	1	.000	0	0	.000	0	0	0	0.0	0	0	0	0	0	0	0	0.0
TOTAL	4	0	2	0.5	0	1	.000	0	1	.000	0	0	.000	0	1	1	0.3	0	0	0	0	1	0	0	0.0



23 John Petty Jr.

JUNIOR

Guard • 6-5 • 197 • Huntsville, Ala.
Mae Jemison HS

CAREER HIGHS

Points	39	vs. Samford (12/18/19)
Rebounds	12	vs. Iowa State (11/28/19)
Assists	7	vs. Ball State (11/16/18)
Steals	3	2x, last vs. Stephen F. Austin (12/6/19)
Blocks	2	6x, last vs. Richmond (12/29/19)
Minutes	44	vs. Florida (1/4/20)
Field Goals	12	vs. Samford (12/18/19)
FG Att.	22	vs. Iowa State (11/28/19)
3-Point FG	10	2x, last vs. Samford (12/18/19)
3-Point Att.	13	3x, last vs. Samford (12/18/19)
Free Throws	7	vs. Appalachian State (11/11/18)
FT Att.	10	vs. Appalachian State (11/11/18)

2019-20 SEASON HIGHS

Points	39	vs. Samford (12/18/19)
Rebounds	12	vs. Iowa State (11/28/19)
Assists	5	vs. Florida Atlantic (11/11/19)
Steals	3	2x, last vs. Stephen F. Austin (12/6/19)
Blocks	2	2x, last vs. Richmond (12/29/19)
Minutes	44	vs. Florida (1/4/20)
Field Goals	12	vs. Samford (12/18/19)
FG Att.	22	vs. Iowa State (11/28/19)
3-Point FG	10	vs. Samford (12/18/19)
3-Point Att.	13	vs. Samford (12/18/19)
Free Throws	6	vs. Iowa State (11/28/19)
FT Att.	6	3x, last vs. Samford (12/18/19)

MISCELLANEOUS STATS

CATEGORY	2019-20	CAREER
Double-digit scoring	10	42
20+ point games	3	9
Double-digit rebounding	3	5
Double-doubles	3	3
Led UA in scoring	5	17
Led UA in rebounding	5	10
Led UA in three-pointers	8	43
Led UA in assists	1	14
Led UA in steals	3	10
Led UA in blocks	3	7
5+ assist games	1	1
3+ three-pointers	9	32
3+ steal games	2	2
3+ block games		

CAREER ACCOLADES

- Currently fifth in program history in career threes made and seventh in threes attempted for his career
- Owns four separate games of hitting seven or more threes in a game in program history and is the only player in program history to achieve that feat
- A three-time SEC Player of the Week (named SEC Freshman of the Week on Nov. 20, 2017 and Jan. 1, 2018 and Player of the Week on Dec. 23, 2019))

2019-20 SEASON HIGHLIGHTS

- Needs 50 points to become 51st player in program history with 1,000 career points (currently with 950 points)
- Needs 1 more made 3 to become just the fifth player in program history with at least 200 made three-pointers for his career
- Named SEC Co-Player of the Week for the week of Dec. 23, to become the first since Retin Obasohan in 2015 to earn the honor
- Over his last five contests, he is averaging 21.4 ppg, 8.0 rebounds per game, and is shooting 58.3 percent from the field (35-for-60), and 61.0 percent from beyond the arc (25-for-41)
- Leads SEC in 3s made per game (3.5) and is second in 3-point shooting percentage, while ranking 7th and 4th, respectively, in those categories nationally
- Leads UA in scoring, rebounding, three-point shooting and threes made per game, second in assists, steals and double-figure scoring games;
- Tied his own school record of threes made in a single game (10), leading him to a career-high 39 points and his second career double-double with 10 rebounds, 2 steals and 2 assists against Samford (12/18)
- The 39 points tied for the 10th-most points scored by a UA player in a single game in program history
- Had a then-career high in points (34) and established new career highs in rebounds (12) and field goal attempts (22), while tying his career-high 11 field goals made against Iowa State in the Battle 4 Atlantis Tournament (11/28)
- Knocked down 7-of-10 3s to go for a team high 23 points, while grabbing 3 rebounds, 2 assists and 2 rebounds against North Carolina (11/27)
- Led the team in scoring (19) and threes made (4) while adding 7 rebounds and 2 assists vs. Florida (1/4)
- Dropped 17 points, sinking 3-of-4 from three, to go along with 6 boards and 4 assists against Richmond (12/29)
- Went for 16 points, knocking down 3-from-6 from three point range, while adding 5 rebounds and 2 assists against Furman (11/19)
- Dropped 14 points, leading the team in threes (4), while grabbing 4 rebounds, 2 assists, 3 steals, and 2 blocks against Stephen F. Austin (12/6)
- Grabbed 18 points, knocking down 4-of-7 from beyond the arc while registering 6 rebounds and 3 assists against Mississippi State (1/8)
- Had 14 points shooting 5-of-8 from the field and 4-of-7 from three to go along with 11 rebounds, 4 assists and 2 steals vs. Belmont (12/21)



PETTY JR.'S 2019-20 GAME-BY-GAME STATS

Opponent	Date	GS	Min	FG	FGA	Pct	3FG	FGA	Pct	FT	FTA	Pct	Off	Def	Tot	Avg	PF	A	TO	Stl	Blk	Pts	Avg
PENN	11/5	*	35	3	10	.300	2	6	.333	1	4	.250	4	4	8	8.0	2	1	5	2	1	9	9.0
FLORIDA ATLANTIC	11/11	*	34	2	8	.250	0	4	.000	5	6	.833	1	7	8	8.0	1	5	6	0	1	9	9.0
at Rhode Island	11/15	*	31	2	7	.286	1	5	.200	0	2	.000	1	7	8	8.0	4	3	4	1	0	5	7.7
FURMAN	11/19	*	35	5	10	.500	3	6	.500	3	5	.600	0	5	5	7.3	2	2	1	1	1	16	9.8
North Carolina	11/27	*	36	7	11	.636	7	10	.700	2	2	1.00	0	3	3	6.4	1	2	1	2	0	23	12.4
Iowa State	11/28	*	33	11	22	.500	6	9	.667	6	6	1.00	8	4	12	7.3	2	0	3	3	1	34	16.0
Southern Miss	11/29	*	30	3	6	.500	1	4	.250	3	4	.750	2	6	8	7.4	1	2	1	0	0	10	15.1
STEPHEN F. AUSTIN	12/6	*	36	4	10	.400	4	10	.400	2	2	1.00	1	3	4	7.0	1	2	2	3	2	14	15.0
at Penn State	12/14	*	19	3	7	.429	1	4	.250	0	0	.000	2	4	6	6.9	5	0	1	0	0	7	14.1
at Samford	12/18	*	34	12	18	.667	10	13	.769	5	6	.833	0	10	10	7.2	1	2	3	2	0	39	16.6
Belmont	12/21	*	36	5	8	.625	4	7	.571	0	0	.000	1	10	11	7.5	0	4	2	2	0	14	16.4
RICHMOND	12/29	*	35	6	10	.600	3	4	.750	2	2	1.00	2	4	6	7.4	1	4	7	0	2	17	16.4
at Florida*	1/4	*	44	6	14	.429	4	10	.400	3	4	.750	0	7	7	7.4	3	2	1	1	0	19	16.6
MISSISSIPPI STATE*	1/8	*	34	6	10	.600	4	7	.571	2	2	1.00	0	6	6	7.3	0	3	1	1	0	18	16.7
at Kentucky*	1/11																						
AUBURN*	1/15																						
MISSOURI*	1/18																						
at Vanderbilt*	1/22																						
KANSAS STATE	1/25																						
at LSU*	1/29																						
ARKANSAS*	2/1																						
TENNESSEE*	2/4																						
at Georgia*	2/8																						
at Auburn*	2/12																						
LSU*	2/15																						
TEXAS A&M*	2/19																						
at Ole Miss*	2/22																						
at Mississippi State*	2/25																						
SOUTH CAROLINA*	2/29																						
VANDERBILT*	3/3																						
at Missouri*	3/7																						

* indicates Southeastern Conference opponent

PETTY'S CAREER STATS

YEAR	GP	GS	MIN	AVG	FG	FGA	PCT	3FG	3FGA	PCT	FT	FTA	PCT	OFF	DEF	TOT	AVG	PF	FO	AST	TO	BLK	STL	PTS	AVG
2017-18	36	29	1026	28.5	123	313	.393	90	242	.372	32	45	.711	14	78	92	2.6	36	0	65	74	9	17	368	10.2
2018-19	34	17	981	28.9	118	286	.413	59	171	.345	53	75	.707	25	119	144	4.2	37	0	64	68	15	17	348	10.2
2019-20	14	14	472	33.7	75	151	.497	50	99	.505	34	45	.756	21	80	101	7.2	24	1	32	37	8	18	234	16.7
TOTAL	84	60	2479	29.5	316	750	.421	199	512	.389	119	165	.721	60	277	337	4.0	97	1	161	179	32	52	950	11.3

PETTY'S CAREER SEC STATS

YEAR	GP	GS	MIN	AVG	FG	FGA	PCT	3FG	3FGA	PCT	FT	FTA	PCT	OFF	DEF	TOT	AVG	PF	FO	AST	TO	BLK	STL	PTS	AVG
2017-18	18	15	513	28.5	50	140	.357	39	111	.351	19	22	.864	7	39	46	2.6	19	0	33	34	6	9	158	8.8
2018-19	18	6	508	28.2	67	153	.438	33	87	.379	28	41	.683	15	59	74	4.1	20	0	32	37	10	10	195	10.8
2019-20	2	2	78	39.0	12	24	.500	8	17	.471	5	6	.833	0	13	13	6.5	3	0	5	2	0	2	37	18.5
TOTAL	38	23	1099	28.9	129	317	.407	80	215	.372	52	69	.754	22	111	133	3.5	42	0	70	73	16	21	390	10.3



25 Adam Cottrell

FRESHMAN

Guard • 6-3 • 185 • Flowery Branch, Ga.
Lakeview Academy

CAREER HIGHS

Points	
Rebounds	
Assists	
Steals	
Blocks	
Minutes	1 2x, last vs. Southern Miss (11/29/19)
Field Goals	
FG Att.	
3-Point FG	
3-Point Att.	
Free Throws	
FT Att.	

2019-20 SEASON HIGHS

Points	
Rebounds	
Assists	
Steals	
Blocks	
Minutes	1 2x, last vs. Southern Miss (11/29/19)
Field Goals	
FG Att.	
3-Point FG	
3-Point Att.	
Free Throws	
FT Att.	

MISCELLANEOUS STATS

CATEGORY	2019-20	CAREER
Double-digit scoring		
20+ point games		
Double-digit rebounding		
Double-doubles		
Led UA in scoring		
Led UA in rebounding		
Led UA in three-pointers		
Led UA in assists		
Led UA in steals		
Led UA in blocks		
5+ assist games		
3+ three-pointers		
3+ steal games		
3+ block games		

2019-20 SEASON HIGHLIGHTS

- Saw one minute of action in the win over Southern Miss at the Battle 4 Atlantis Tournament (11/29)
- Made his college debut seeing one minute of action vs. FAU (11/11)
- Saw one minute of action vs. Georgia Tech (10/27)
- Earned a roster spot through walk-on tryouts back in September
- Played under head coach and father Todd Cottrell at Lakeview Academy
- Was a four-year letterwinner and a two-year starter on varsity, while scoring over 1,000 points during his career
- Helped lead Lakeview to four consecutive state tournament appearances, three regional championships and a school record of 91 total wins during his four-year prep career
- Was the school's valedictorian and student body president, and was also named a National Merit Finalist in 2019



COTTRELL'S 2019-20 GAME-BY-GAME STATS

Opponent	Date	GS	Min	FG	FGA	Pct	3FG	FGA	Pct	FT	FTA	Pct	Off	Def	Tot	Avg	PF	A	TO	Stl	Blk	Pts	Avg	
PENN	11/5																							
FLORIDA ATLANTIC	11/11	1		0	0	.000	0	0	.000	0	0	.000	0	0	0	0.0	0	0	2	0	0	0	0.0	
at Rhode Island	11/15																							
FURMAN	11/19																							
North Carolina	11/27																							
Iowa State	11/28																							
Southern Miss	11/29	1		0	0	.000	0	0	.000	0	0	.000	0	0	0	0.0	0	0	0	0	0	0	0.0	
STEPHEN F. AUSTIN	12/6																							
at Penn State	12/14																							
at Samford	12/18																							
Belmont	12/21																							
RICHMOND	12/29																							
at Florida*	1/4																							
MISSISSIPPI STATE*	1/8																							
at Kentucky*	1/11																							
AUBURN*	1/15																							
MISSOURI*	1/18																							
at Vanderbilt*	1/22																							
KANSAS STATE	1/25																							
at LSU*	1/29																							
ARKANSAS*	2/1																							
TENNESSEE*	2/4																							
at Georgia*	2/8																							
at Auburn*	2/12																							
LSU*	2/15																							
TEXAS A&M*	2/19																							
at Ole Miss*	2/22																							
at Mississippi State*	2/25																							
SOUTH CAROLINA*	2/29																							
VANDERBILT*	3/3																							
at Missouri*	3/7																							

* indicates Southeastern Conference opponent

COTTRELL'S CAREER STATS

YEAR	GP	GS	MIN	AVG	FG	FGA	PCT	3FG	3FGA	PCT	FT	FTA	PCT	OFF	DEF	TOT	AVG	PF	FO	AST	TO	BLK	STL	PTS	AVG
2019-20	3	0	3	1.0	0	0	.000	0	0	.000	0	0	.000	0	0	0	0.0	0	0	0	2	0	0	0	0.0
TOTAL	3	0	3	1.0	0	0	.000	0	0	.000	0	0	.000	0	0	0	0.0	0	0	0	2	0	0	0	0.0

COTTRELL'S CAREER SEC STATS

YEAR	GP	GS	MIN	AVG	FG	FGA	PCT	3FG	3FGA	PCT	FT	FTA	PCT	OFF	DEF	TOT	AVG	PF	FO	AST	TO	BLK	STL	PTS	AVG
2019-20																									
TOTAL																									



30 Galin Smith

JUNIOR

Forward • 6-9 • 245 • Clinton, Miss.
Clinton HS

CAREER HIGHS

Points	11	2x, last vs. Mississippi State (1/8/20)
Rebounds	8	vs. Minnesota (11/25/17)
Assists	2	2x, last vs. Mississippi State (1/8/20)
Steals	2	at Tennessee (1/19/19)
Blocks	4	at Texas A&M (3/3/18)
Minutes	29	2x, last vs. Ole Miss (3/14/19)
Field Goals	5	vs. Mississippi State (1/8/20)
FG Att.	8	vs. Mississippi State (1/8/20)
3-Point FG		
3-Point Att.		
Free Throws	4	2x, last vs. Southern (11/6/18)
FT Att.	8	vs. Ole Miss (3/14/19)

2019-20 SEASON HIGHS

Points	11	vs. Mississippi State (1/8/20)
Rebounds	5	vs. Iowa State (11/28/19)
Assists	2	2x, last vs. Mississippi State (1/8/20)
Steals	1	2x, last vs. Samford (12/18/19)
Blocks	3	3x, last vs. Stephen F. Austin (12/6/19)
Minutes	24	vs. Iowa State (11/28/19)
Field Goals	5	vs. Mississippi State (1/8/20)
FG Att.	8	vs. Mississippi State (1/8/20)
3-Point FG		
3-Point Att.		
Free Throws	2	vs. Florida Atlantic (11/11/19)
FT Att.	4	vs. Florida Atlantic (11/11/19)

MISCELLANEOUS STATS

CATEGORY	2019-20	CAREER
Double-digit scoring	1	5
20+ point games		
Double-digit rebounding		
Double-doubles		
Led UA in scoring		
Led UA in rebounding		1
Led UA in three-pointers		
Led UA in assists		
Led UA in steals		2
Led UA in blocks	5	15
5+ assist games		
3+ three-pointers		
3+ steal games		
3+ block games	3	6

CAREER ACCOLADES

- 2019 SEC Community Service Team
- 2018 SEC First Year Academic Honor Roll

2019-20 SEASON HIGHLIGHTS

- Scored a total of 21 points over the team's first 12 contests but has gone for 18 points in the last two
- Averaging 9.0 points, 3.5 rebounds and shooting 66.7 percent (8-of-12) in his last two contests
- Matched a career high of 11 points while establishing season-best marks of 5-of-8 shooting from the field in the win over Mississippi State (1/8)
- Went for 7 points, shooting 3-of-4 from the field and grabbed 3 boards against Florida (1/4)
- Scored 4 points while registering 5 rebounds and a block against Iowa State in the Battle 4 Atlantis Tournament (11/28)
- Scored 4 points, going 2-for-2 from the field while adding an assist against Penn State (12/14)
- Dropped 6 points, going 3-for-5 from the field while grabbing 2 rebounds and a block against Rhode Island (11/15)
- Led the Tide with 3 blocks, while earning a career-high 2 assists and dropping 2 points against FAU (11/11)
- Led the Tide with 3 blocks to go along with 2 rebounds and an assist against Stephen F. Austin (12/6)
- Grabbed 4 rebounds and led the team with 2 blocks in 14 minutes of action against Penn (11/5)
- Got the start and finished with 5 points and 2 rebounds in 15 minutes of action vs. Georgia Tech (10/27)



SMITH'S 2019-20 GAME-BY-GAME STATS

Opponent	Date	GS	Min	FG	FGA	Pct	3FG	FGA	Pct	FT	FTA	Pct	Off	Def	Tot	Avg	PF	A	TO	Stl	Blk	Pts	Avg
PENN	11/5	*	14	0	0	.000	0	0	.000	0	0	.000	0	4	4	4.0	4	0	2	0	2	0	0.0
FLORIDA ATLANTIC	11/11		11	0	1	.000	0	0	.000	2	4	.500	3	1	4	4.0	5	2	1	0	3	2	1.0
at Rhode Island	11/15		13	3	5	.600	0	0	.000	0	0	.000	1	1	2	3.3	2	0	1	0	1	6	2.7
FURMAN	11/19		12	0	1	.000	0	0	.000	0	0	.000	0	1	1	2.8	4	0	3	0	3	0	2.0
North Carolina	11/27		7	0	1	.000	0	0	.000	0	0	.000	0	0	0	2.2	4	0	2	0	1	0	1.6
Iowa State	11/28	*	24	2	7	.289	0	0	.000	0	0	.000	2	3	5	2.7	0	0	2	0	1	4	2.0
Southern Miss	11/29		10	1	2	.500	0	0	.000	1	2	.500	0	0	0	2.3	0	0	0	0	0	3	2.1
STEPHEN F. AUSTIN	12/6		15	0	0	.000	0	0	.000	1	1	2.3	0	1	2	2.3	0	1	0	0	3	0	1.9
at Penn State	12/14		8	2	2	1.00	0	0	.000	0	0	.000	0	0	0	2.0	2	0	0	1	0	4	2.1
at Samford	12/18		10	0	1	.000	0	0	.000	0	2	.000	1	1	2	2.0	1	0	0	1	0	0	1.9
Belmont	12/21		8	1	1	1.00	0	0	.000	0	0	.000	0	1	1	1.9	2	0	2	0	1	2	1.9
RICHMOND	12/29		16	0	0	.000	0	0	.000	0	1	.000	2	3	5	2.2	3	0	0	0	1	0	1.8
at Florida*	1/4	*	13	3	4	.750	0	0	.000	1	2	.500	2	1	3	2.2	5	0	2	0	0	7	2.2
MISSISSIPPI STATE*	1/8	*	23	5	8	.625	0	0	.000	1	2	.500	2	2	4	2.4	1	2	0	0	1	11	2.8
at Kentucky*	1/11																						
AUBURN*	1/15																						
MISSOURI*	1/18																						
at Vanderbilt*	1/22																						
KANSAS STATE	1/25																						
at LSU*	1/29																						
ARKANSAS*	2/1																						
TENNESSEE*	2/4																						
at Georgia*	2/8																						
at Auburn*	2/12																						
LSU*	2/15																						
TEXAS A&M*	2/19																						
at Ole Miss*	2/22																						
at Mississippi State*	2/25																						
SOUTH CAROLINA*	2/29																						
VANDERBILT*	3/3																						
at Missouri*	3/7																						

* indicates Southeastern Conference opponent

SMITH'S CAREER STATS

YEAR	GP	GS	MIN	AVG	FG	FGA	PCT	3FG	3FGA	PCT	FT	FTA	PCT	OFF	DEF	TOT	AVG	PF	FO	AST	TO	BLK	STL	PTS	AVG
2017-18	33	3	398	12.1	42	67	.627	0	0	.000	9	32	.281	29	38	67	2.0	54	2	3	23	24	2	93	2.8
2018-19	30	10	392	13.1	47	90	.522	0	0	.000	20	45	.444	29	37	66	2.2	54	0	3	32	14	3	114	3.8
2019-20	14	4	184	13.1	17	33	.515	0	0	.000	5	13	.385	14	19	33	2.4	33	2	5	14	17	2	39	2.8
TOTAL	77	17	974	12.6	106	190	.558	0	0	.000	34	90	.378	72	94	166	2.2	141	4	11	69	55	7	246	3.2

SMITH'S CAREER SEC STATS

YEAR	GP	GS	MIN	AVG	FG	FGA	PCT	3FG	3FGA	PCT	FT	FTA	PCT	OFF	DEF	TOT	AVG	PF	FO	AST	TO	BLK	STL	PTS	AVG
2017-18	17	0	200	11.8	17	30	.567	0	0	.000	0	10	.000	12	16	28	1.6	27	1	1	15	15	1	34	2.0
2018-19	14	0	129	9.2	18	35	.514	0	0	.000	7	17	.412	14	10	24	1.7	20	0	0	13	3	3	43	3.1
2019-20	2	2	36	18.0	8	12	.667	0	0	.000	2	4	.500	4	3	7	3.5	6	1	2	2	1	0	18	9.0
TOTAL	33	2	365	11.1	43	77	.558	0	0	.000	9	31	.290	30	29	59	1.8	53	2	3	30	19	4	95	2.9



34 Sam Okauru

FRESHMAN

Guard • 6-5 • 200 • Raleigh, N.C.
Tilton School

CAREER HIGHS

Points	
Rebounds	
Assists	
Steals	
Blocks	
Minutes	1 vs. Florida Atlantic (11/11/19)
Field Goals	
FG Att.	
3-Point FG	
3-Point Att.	
Free Throws	
FT Att.	

2019-20 SEASON HIGHS

Points	
Rebounds	
Assists	
Steals	
Blocks	
Minutes	1 vs. Florida Atlantic (11/11/19)
Field Goals	
FG Att.	
3-Point FG	
3-Point Att.	
Free Throws	
FT Att.	

MISCELLANEOUS STATS

CATEGORY	2019-20	CAREER
Double-digit scoring		
20+ point games		
Double-digit rebounding		
Double-doubles		
Led UA in scoring		
Led UA in rebounding		
Led UA in three-pointers		
Led UA in assists		
Led UA in steals		
Led UA in blocks		
5+ assist games		
3+ three-pointers		
3+ steal games		
3+ block games		

2019-20 SEASON HIGHLIGHTS

- Made his collegiate debut seeing one minute of action against FAU (11/11)
- Saw one minute of action vs. Georgia Tech (10/27)
- Earned a roster spot through walk-on tryouts back in September
- Played under head coach Marcus O'Neil at Tilton
- Selected to the TISAC All-Conference team in 2016 and 2017
- Ranked as one of the top-10 scorers for the entire state of North Carolina when he averaged 26.0 points per contest as a senior
- Was also ranked as the top scorer in Wake and Orange County



OKAURU'S 2019-20 GAME-BY-GAME STATS

Opponent	Date	GS	Min	FG	FGA	Pct	3FG	3FGA	Pct	FT	FTA	Pct	Off	Def	Tot	Avg	PF	A	TO	Stl	Blk	Pts	Avg	
PENN	11/5																							
FLORIDA ATLANTIC	11/11	1		0	0	.000	0	0	.000	0	0	.000	0	0	0	0.0	0	0	0	0	0	0	0.0	
at Rhode Island	11/15																							
FURMAN	11/19																							
North Carolina	11/27																							
Iowa State	11/28																							
Southern Miss	11/29																							
STEPHEN F. AUSTIN	12/6																							
at Penn State	12/14																							
at Samford	12/18																							
Belmont	12/21																							
RICHMOND	12/29																							
at Florida*	1/4																							
MISSISSIPPI STATE*	1/8																							
at Kentucky*	1/11																							
AUBURN*	1/15																							
MISSOURI*	1/18																							
at Vanderbilt*	1/22																							
KANSAS STATE	1/25																							
at LSU*	1/29																							
ARKANSAS*	2/1																							
TENNESSEE*	2/4																							
at Georgia*	2/8																							
at Auburn*	2/12																							
LSU*	2/15																							
TEXAS A&M*	2/19																							
at Ole Miss*	2/22																							
at Mississippi State*	2/25																							
SOUTH CAROLINA*	2/29																							
VANDERBILT*	3/3																							
at Missouri*	3/7																							

* indicates Southeastern Conference opponent

OKAURU'S CAREER STATS

YEAR	GP	GS	MIN	AVG	FG	FGA	PCT	3FG	3FGA	PCT	FT	FTA	PCT	OFF	DEF	TOT	AVG	PF	FO	AST	TO	BLK	STL	PTS	AVG
2019-20	1	0	1	1.0	0	0	.000	0	0	.000	0	0	.000	0	0	0	0.0	0	0	0	0	0	0	0	0.0
TOTAL	1	0	1	1.0	0	0	.000	0	0	.000	0	0	.000	0	0	0	0.0	0	0	0	0	0	0	0	0.0

OKAURU'S CAREER SEC STATS

YEAR	GP	GS	MIN	AVG	FG	FGA	PCT	3FG	3FGA	PCT	FT	FTA	PCT	OFF	DEF	TOT	AVG	PF	FO	AST	TO	BLK	STL	PTS	AVG
2019-20																									
TOTAL																									



35 **Raymond Hawkins**

FRESHMAN

Forward/Center • 6-9 • 240 • Oakland, Calif.
Findlay Prep (Nev.)

CAREER HIGHS

Points	
Rebounds	
Assists	
Steals	
Blocks	
Minutes	1 3x, last vs. Southern Miss (11/29/19)
Field Goals	
FG Att.	
3-Point FG	
3-Point Att.	
Free Throws	
FT Att.	

2019-20 SEASON HIGHS

Points	
Rebounds	
Assists	
Steals	
Blocks	
Minutes	1 3x, last vs. Southern Miss (11/29/19)
Field Goals	
FG Att.	
3-Point FG	
3-Point Att.	
Free Throws	
FT Att.	

MISCELLANEOUS STATS

CATEGORY	2019-20	CAREER
Double-digit scoring		
20+ point games		
Double-digit rebounding		
Double-doubles		
Led UA in scoring		
Led UA in rebounding		
Led UA in three-pointers		
Led UA in assists		
Led UA in steals		
Led UA in blocks		
5+ assist games		
3+ three-pointers		
3+ steal games		
3+ block games		

2019-20 SEASON HIGHLIGHTS

- Saw one minute of action against Mississippi State (1/9)
- Saw one minute of action in the win against Southern Miss at the Battle 4 Atlantis Tournament (11/29)
- Saw one minute of action against Iowa State (11/28)
- Made his college debut seeing one minute of action against FAU (11/11)
- Became the first official signee of the Nate Oats era at Alabama
- Four-star recruit according to ESPN.com, while 247Sports ranked him as a three-star prospect and No. 3 in the state of Nevada
- Played his high school ball at Bishop O'Dowd High School in Oakland, Calif, under head coach Lou Richie from 2016-18 before transferring to Findlay Prep in Henderson, Nev., for his final year
- In his lone season at Findlay Prep under head coach Rodney Haddix, he averaged 14.9 points, 5.9 rebounds and 1.1 assists per game while shooting 60 percent from the field



HAWKINS' 2019-20 GAME-BY-GAME STATS

Opponent	Date	GS	Min	FG	FGA	Pct	3FG	FGA	Pct	FT	FTA	Pct	Off	Def	Tot	Avg	PF	A	TO	Stl	Blk	Pts	Avg	
PENN	11/5								DNP															
FLORIDA ATLANTIC	11/11	1		0	0	.000	0	0	.000	0	0	.000	0	0	0	0.0	1	0	1	0	0	0	0.0	
at Rhode Island	11/15								DNP															
FURMAN	11/19								DNP															
North Carolina	11/27								DNP															
Iowa State	11/28	1		0	0	.000	0	0	.000	0	0	.000	0	0	0	0.0	0	0	0	0	0	0	0.0	
Southern Miss	11/29	1		0	0	.000	0	0	.000	0	0	.000	0	0	0	0.0	1	0	0	0	0	0	0.0	
STEPHEN F. AUSTIN	12/6								DNP															
at Penn State	12/14								DNP															
at Samford	12/18								DNP															
Belmont	12/21								DNP															
RICHMOND	12/29								DNP															
at Florida*	1/4								DNP															
MISSISSIPPI STATE*	1/8	1		0	0	.000	0	0	.000	0	0	.000	0	0	0	0.0	0	0	0	0	0	0	0.0	
at Kentucky*	1/11																							
AUBURN*	1/15																							
MISSOURI*	1/18																							
at Vanderbilt*	1/22																							
KANSAS STATE	1/25																							
at LSU*	1/29																							
ARKANSAS*	2/1																							
TENNESSEE*	2/4																							
at Georgia*	2/8																							
at Auburn*	2/12																							
LSU*	2/15																							
TEXAS A&M*	2/19																							
at Ole Miss*	2/22																							
at Mississippi State*	2/25																							
SOUTH CAROLINA*	2/29																							
VANDERBILT*	3/3																							
at Missouri*	3/7																							

* indicates Southeastern Conference opponent

HAWKINS' CAREER STATS

YEAR	GP	GS	MIN	AVG	FG	FGA	PCT	3FG	3FGA	PCT	FT	FTA	PCT	OFF	DEF	TOT	AVG	PF	FO	AST	TO	BLK	STL	PTS	AVG
2019-20	4	0	4	1.0	0	0	.000	0	0	.000	0	0	.000	0	0	0	0.0	2	0	0	1	0	0	0	0.0
TOTAL	4	0	4	1.0	0	0	.000	0	0	.000	0	0	.000	0	0	0	0.0	2	0	0	1	0	0	0	0.0

HAWKINS' CAREER SEC STATS

YEAR	GP	GS	MIN	AVG	FG	FGA	PCT	3FG	3FGA	PCT	FT	FTA	PCT	OFF	DEF	TOT	AVG	PF	FO	AST	TO	BLK	STL	PTS	AVG
2019-20	1	0	1	1.0	0	0	.000	0	0	.000	0	0	.000	0	0	0	0.0	0	0	0	0	0	0	0	0.0
TOTAL	1	0	1	1.0	0	0	.000	0	0	.000	0	0	.000	0	0	0	0.0	0	0	0	0	0	0	0	0.0

2019-20 BOX SCORES

GAME 5



Official Basketball Box Score - Final
Alabama at North Carolina
11/27/19 Atlantis Imperial Arena, Paradise Island
2019-20 Men's Basketball

Game Time: 7:30 PM
Game Duration: 2:07
Attendance: 1,405

Officials: Tony Padilla, Mike Reed, Chance Moore

Alabama - 67 Record: 2-3
NO. Name Min FG M-A 3P M-A FT M-A Rebounds OR DR TOT Fouls PF FD TP AS TO ST Blocks BS BA +/-
0 Javian Davis F 25:43 2-3 0-0 1-2 3 2 5 3 2 5 1 0 2 0 0 1 1

North Carolina - 76 Record: 5-0
NO. Name Min FG M-A 3P M-A FT M-A Rebounds OR DR TOT Fouls PF FD TP AS TO ST Blocks BS BA +/-
5 Armando Bacot F 26:26 5-7 0-0 2-4 6 9 15 3 7 12 1 2 0 1 0 9

Technical Fouls: NONE
Biggest lead 0 (1st 20:00) 15 (2nd 13:52)
Best Scoring Run 8 (1st 3:08) 8 (2nd 15:28)
Lead Changes 0
Times Tied 3
Time with Lead 00:00 37:24

GAME 6



Official Basketball Box Score - Final
Alabama at Iowa St.
11/28/19 Atlantis Imperial Arena, Paradise Island
2019-20 Men's Basketball

Game Time: 11:30 PM
Game Duration: 2:03
Attendance: 1,299

Officials: Tony Padilla, Jeb Hartness, Tim Gattis

Alabama - 89 Record: 2-4
NO. Name Min FG M-A 3P M-A FT M-A Rebounds OR DR TOT Fouls PF FD TP AS TO ST Blocks BS BA +/-
3 Alex Reese F 15:16 2-5 1-3 0-0 0 4 4 4 0 5 1 1 1 1 1 0 6

Iowa St. - 104 Record: 4-2
NO. Name Min FG M-A 3P M-A FT M-A Rebounds OR DR TOT Fouls PF FD TP AS TO ST Blocks BS BA +/-
12 Michael Jacobson F 29:09 4-12 1-2 2-4 2 6 8 2 2 11 1 0 0 0 0 1 12

Technical Fouls: NONE
Biggest lead 10 (1st 16:56) 20 (2nd 12:22)
Best Scoring Run 9 (1st 18:24) 14 (2nd 12:22)
Lead Changes 8
Times Tied 3
Time with Lead 10:00 28:52

GAME 7



Official Basketball Box Score - Final
Southern Miss. at Alabama
11/30/19 Atlantis Imperial Arena, Paradise Island
2019-20 Men's Basketball

Game Time: 2:30 AM
Game Duration: 2:13
Attendance: 1,159

Officials: Mike Reed, Tim Gattis, Todd Austin

Southern Miss. - 68 Record: 2-6
NO. Name Min FG M-A 3P M-A FT M-A Rebounds OR DR TOT Fouls PF FD TP AS TO ST Blocks BS BA +/-
5 Artur Konontskis F 17:22 2-4 2-4 0-0 0 2 2 1 2 8 0 1 1 1 0 0 -9

Alabama - 83 Record: 3-4
NO. Name Min FG M-A 3P M-A FT M-A Rebounds OR DR TOT Fouls PF FD TP AS TO ST Blocks BS BA +/-
0 Javian Davis F 19:53 3-5 0-0 0-0 3 1 4 2 0 6 1 1 3 3 0 1 2

Technical Fouls: NONE
Biggest lead 0 (1st 20:00) 19 (2nd 8:27)
Best Scoring Run 9 (1st 6:34) 16 (1st 13:49)
Lead Changes 0
Times Tied 2
Time with Lead 00:00 38:43

GAME 8



Official Basketball Box Score - Final
Stephen F. Austin at Alabama
12/07/19 Coleman Coliseum, Tuscaloosa
2019-20 Men's Basketball

Game Time: 1:00 AM
Game Duration: 2:21
Attendance: 9,545

Officials: Doug Shows, Terry Oglesby, Keith Patterson

Stephen F. Austin - 68 Record: 7-2
NO. Name Min FG M-A 3P M-A FT M-A Rebounds OR DR TOT Fouls PF FD TP AS TO ST Blocks BS BA +/-
14 Gavin Kensmil F 20:16 1-3 0-0 2-2 1 1 2 4 1 4 0 4 0 0 0 1 -7

Alabama - 78 Record: 4-4
NO. Name Min FG M-A 3P M-A FT M-A Rebounds OR DR TOT Fouls PF FD TP AS TO ST Blocks BS BA +/-
0 Javian Davis F 24:24 2-2 0-0 7-10 0 2 2 3 5 11 0 0 2 0 0 0 9

Technical Fouls: NONE
Biggest lead 6 (1st 13:01) 14 (2nd 5:08)
Best Scoring Run 7 (2nd 13:10) 9 (2nd 15:14)
Lead Changes 9
Times Tied 4
Time with Lead 14:16 23:27

2019-20 BOX SCORES

GAME 13



Official Basketball Box Score - Final
Alabama at Florida
 01/04/20 Evatch Arena at Stephen C. O'Connell Center, Gainesville
 2019-20 Men's Basketball

Game Time: 11:00 PM
 Game Duration: 3:08
 Attendance: 9,350

Alabama - 98 Record: 7-6 (1-1) Officials: Bart Lenox, Byron Jarrett, Rob Rourke

NO. Name	Min	FG		3P		FT		Rebounds		Fouls		TP	AS	TO	ST	Blocks		+/-
		M-A	A-A	M-A	A-A	OR	DR	TOT	PF	FD	BS					BA		
30 Galin Smith	F 13:26	3-4	0-0	1-2	2 1 3	5 1	7	0	2	0	0	0	0	0	0	0	0	4
1 Herbert Jones	G 45:18	5-9	0-0	5-8	2 7 9	5 5	15	4	2	2	0	1	5					
2 Kira Lewis Jr.	G 45:46	7-25	2-8	1-2	2 4 6	2 0	17	3	2	4	1	3	-6					
5 Jaden Shackelford	G 28:30	4-10	3-5	0-0	2 4 6	3 1	11	1	1	0	0	2	-6					
23 John Petty Jr.	G 43:26	6-14	4-10	3-4	0 7 7	3 3	19	2	1	1	0	0	-15					
0 Javian Davis	16:14	0-0	0-0	0-2	2 2 4	5 1	0	0	1	0	0	0	-9					
11 James Bolden	34:27	3-10	2-8	7-8	0 3 3	4 4	15	1	1	0	0	0	-6					
3 Alex Reese	22:53	3-4	2-3	6-8	0 3 3	2 4	14	0	2	0	1	0	3					
Team					3 2 5		0											
Totals		31-76	13-34	23-34	13 33 46	29 19	98	11	12	7	2	6	-6					

Technical Fouls: NONE

Dead Ball Rebounds: 4, 0

NO. Name	Min	FG		3P		FT		Rebounds		Fouls		TP	AS	TO	ST	Blocks		+/-
		M-A	A-A	M-A	A-A	OR	DR	TOT	PF	FD	BS					BA		
11 Keyontae Johnson	F 33:00	3-5	2-3	2-2	2 10 12	4 2	10	4	1	1	0	0	19					
24 Kerry Blackshear	F 34:54	6-13	2-5	10-11	6 10 16	4 8	24	1	1	1	1	1	10					
2 Andrew Nembhard	G 41:01	8-19	1-5	8-9	0 0 0	4 8	25	4	4	1	0	1	8					
10 Noah Locke	G 44:35	6-9	2-5	4-7	0 3 3	1 3	18	1	1	1	1	0	13					
5 Omar Payne	30:37	2-6	0-0	0-0	1 3 4	2 1	4	0	0	2	2	0	3					
23 Scottie Lewis	32:21	4-11	1-3	6-6	3 7 10	1 4	15	1	2	1	3	0	-8					
21 Dontay Bassett	03:46	0-2	0-0	0-0	0 1 1	0 1	0	0	0	0	0	0	2					
1 Tre Mann	08:21	1-1	0-0	0-0	0 1 1	1 0	2	0	4	0	0	0	-15					
0 Ques Glover	21:25	3-10	0-2	0-1	0 1 1	2 2	6	0	0	0	0	0	-2					
33 Jason Jitoboh	00:00																	
Team					1 3 4		0											
Totals		33-76	8-23	30-36	13 39 52	20 29	104	11	13	7	6	2	6					

Technical Fouls: Coach 2nd 12:00

Biggest lead	ALA		UF		Points from Turnovers	Paint	Second Chance	Fast Breaks	Bench
	21 (1st 2:19)	6 (2nd CT 0:10)	14 (1st 11:03)	13 (2nd 19:01)					
Best Scoring Run	3		9		46	37	9	6	98
Lead Changes	3		9		32	51	9	12	104
Times Tied	37:08		06:30						
Time with Lead									

GAME 14



Official Basketball Box Score - Final
Mississippi St. at Alabama
 01/09/20 Coleman Coliseum, Tuscaloosa
 2019-20 Men's Basketball

Game Time: 12:00 AM
 Game Duration: 2:04
 Attendance: 9,938

Mississippi St. - 69 Record: 9-5 (0-2) Officials: Doug Shows, Owen Shortt, Gerald Williams

NO. Name	Min	FG		3P		FT		Rebounds		Fouls		TP	AS	TO	ST	Blocks		+/-
		M-A	A-A	M-A	A-A	OR	DR	TOT	PF	FD	BS					BA		
1 Reggie Perry	F 22:59	5-11	1-3	3-4	2 3 5	5 4	14	2	1	2	0	1	-2					
24 Abdul Ado	F 27:27	1-4	0-0	1-2	4 4 8	4 1	3	0	2	0	2	0	-25					
0 Nick Weatherspoon	G 29:04	7-14	0-1	6-10	1 3 4	5 7	20	2	2	0	0	1	-19					
12 Robert Woodard II	G 33:48	6-11	1-1	1-3	1 8 9	2 2	14	1	2	2	0	0	-21					
23 Tyson Carter	G 30:05	4-16	1-5	0-0	0 1 1	3 1	9	2	1	1	1	0	-5					
3 D.J. Stewart Jr.	27:22	1-6	0-3	0-0	1 2 3	1 1	2	1	1	0	0	1	-19					
5 Iverson Molinar	15:53	2-6	1-1	2-2	1 0 1	5 1	7	1	1	0	0	3	-5					
22 KeyShawn Feazell	13:22	0-1	0-1	0-0	1 2 3	0 0	0	0	1	0	0	0	-9					
Team					4 0 4		0											
Totals		26-69	4-15	13-21	15 23 38	25 17	69	9	11	5	3	6	-21					

Technical Fouls: NONE

Dead Ball Rebounds: 4, 0

NO. Name	Min	FG		3P		FT		Rebounds		Fouls		TP	AS	TO	ST	Blocks		+/-
		M-A	A-A	M-A	A-A	OR	DR	TOT	PF	FD	BS					BA		
3 Alex Reese	F 22:40	2-4	0-2	1-2	0 5 5	1 2	5	0	3	0	3	0	1					
30 Galin Smith	F 22:41	5-8	0-0	1-2	2 2 4	1 1	11	2	0	0	1	1	21					
1 Herbert Jones	G 19:55	3-5	0-0	3-6	1 4 5	4 6	9	2	1	0	0	0	21					
2 Kira Lewis Jr.	G 36:20	5-10	1-3	6-6	1 7 8	3 5	17	4	3	1	0	1	22					
23 John Petty Jr.	G 34:34	6-10	4-7	2-2	0 6 6	0 1	18	3	1	1	0	0	12					
0 Javian Davis	11:33	0-2	0-1	4-8	3 1 4	0 4	4	1	0	0	1	0	-4					
5 Jaden Shackelford	18:53	2-10	2-6	4-5	0 2 2	0 3	10	1	0	0	0	1	5					
11 James Bolden	19:17	4-5	2-2	1-1	1 1 2	4 1	11	1	1	1	1	1	16					
12 Jaylen Forbes	09:52	1-2	1-2	2-2	1 2 3	4 2	5	0	1	0	0	0	11					
15 Tyler Barnes	01:25	0-0	0-0	0-0	0 0 0	0 0	0	0	0	0	0	0	0					
21 Britton Johnson	01:25	0-1	0-1	0-0	0 0 0	0 0	0	0	0	0	0	0	0					
35 Raymond Hawkins	01:25	0-0	0-0	0-0	0 0 0	0 0	0	0	0	0	0	0	0					
Team					1 2 3		0											
Totals		28-57	10-24	24-34	10 32 42	17 25	90	14	10	3	6	3	21					

Technical Fouls: NONE

Dead Ball Rebounds: 6, 0

Biggest lead	MSU		UA		Points from Turnovers	Paint	Second Chance	Fast Breaks	Bench
	3 (1st 16:54)	23 (2nd 0:52)	5 (1st 16:54)	11 (1st 13:33)					
Best Scoring Run	6		9		9	21	36	34	
Lead Changes	3		11		34	34	11	13	
Times Tied	1		10		10	6	10	6	
Time with Lead	02:12		35:43		9	30			

GAME 15

GAME 16

2019-20 CUME STATS



2019-20 Alabama Men's Basketball
Combined Team Statistics
All games

Page 1/1
as of Jan 09, 2020

Game Records

Record	Overall	Home	Away	Neutral
ALL GAMES	8-6	5-1	1-3	2-2
CONFERENCE	1-1	1-0	0-1	0-0
NON-CONFERENCE	7-5	4-1	1-2	2-2

Score by Periods

Team	1st	2nd	OT	TOT
Alabama	556	610	15	1181
Opponents	509	575	21	1105

Team Box Score

No.	Player	Total			3-Point		F-Throw		Rebounds				PF		DQ		A		TO		BLK		STL		PTS		AVG	
		GP-GS	MIN	AVG	FG-FGA	FG%	3FG-FGA	3FG%	FT-FTA	FT%	OFF	DEF	TOT	AVG	PF	DQ	A	TO	BLK	STL	PTS	AVG						
23	PETTY JR., John	14-14	470:52	33.6	75-151	.497	50-99	.505	34-45	.756	22	80	102	7.3	24	1	32	38	8	18	234	16.7						
2	LEWIS JR., Kira	14-14	529:00	37.8	87-203	.429	23-70	.329	36-45	.800	16	64	80	5.7	36	0	65	52	5	26	233	16.6						
5	SHACKELFORD, Jaden	14-3	360:60	25.8	54-145	.372	32-96	.333	39-48	.813	14	39	53	3.8	21	0	20	17	2	8	179	12.8						
11	BOLDEN, James	12-2	258:44	21.6	36-88	.409	21-52	.404	18-22	.818	12	13	25	2.1	40	3	14	19	2	5	111	9.3						
3	REESE, Alex	14-10	295:36	21.1	42-101	.416	24-69	.348	20-28	.714	15	54	69	4.9	19	0	17	14	14	8	128	9.1						
1	JONES, Herbert	13-13	337:04	25.9	45-92	.489	1-8	.125	27-46	.587	20	53	73	5.6	44	4	35	36	7	13	118	9.1						
0	DAVIS, Javian	14-9	259:47	18.6	34-57	.596	0-2	.000	35-56	.625	26	38	64	4.6	35	2	10	18	4	11	103	7.4						
30	SMITH, Galin	14-4	183:42	13.1	17-33	.515	0-0	.000	5-13	.385	14	19	33	2.4	33	2	5	15	17	2	39	2.8						
12	FORBES, Jaylen	13-1	135:07	10.4	10-28	.357	4-20	.200	9-13	.692	9	24	33	2.5	19	0	5	11	2	0	33	2.5						
21	JOHNSON, Britton	4-0	05:12	1.3	1-3	.333	1-3	.333	0-0	.000	0	0	0	0.0	1	0	0	0	0	0	3	0.8						
34	OKAURU, Sam	1-0	01:09	1.2	0-0	.000	0-0	.000	0-0	.000	0	0	0	0.0	0	0	0	0	0	0	0	0.0						
15	BARNES, Tyler	4-0	05:40	1.4	0-0	.000	0-0	.000	0-0	.000	0	4	4	1.0	1	0	0	0	0	0	0	0.0						
35	HAWKINS, Raymond	4-0	04:15	1.1	0-0	.000	0-0	.000	0-0	.000	0	0	0	0.0	2	0	0	1	0	0	0	0.0						
25	COTTRELL, Adam	3-0	02:50	0.9	0-0	.000	0-0	.000	0-0	.000	0	0	0	0.0	0	0	0	2	0	0	0	0.0						
Team											17	27	44					1										
Total		14	2850		401-901	.445	156-419	.372	223-316	.706	165	415	580	41.4	275	12	203	224	61	91	1181	84.4						
Opponents		14	2850		393-939	.419	99-326	.304	220-303	.726	165	379	544	38.9	274	5	169	198	56	123	1105	78.9						

Team Statistics

	BAMA	OPP
Scoring	1181	1105
Points per game	84.4	78.9
Scoring margin	+5.4	-
Field goals-att	401-901	393-939
Field goal pct	.445	.419
3 point fg-att	156-419	99-326
3-point FG pct	.372	.304
3-pt FG made per game	11.1	7.1
Free throws-att	223-316	220-303
Free throw pct	.706	.726
F-Throws made per game	15.9	15.7
Rebounds	580	544
Rebounds per game	41.4	38.9
Rebounding margin	+2.6	-
Assists	203	169
Assists per game	14.5	12.1
Turnovers	224	198
Turnovers per game	16.0	14.1
Turnover margin	-1.9	-
Assist/turnover ratio	0.9	0.9
Steals	91	123
Steals per game	6.5	8.8
Blocks	61	56
Blocks per game	4.4	4.0
Winning streak	1	-
Home win streak	5	-
Attendance	58546	29583
Home games-Avg/Game	6-9758	4-7396
Neutral site-Avg/Game	-	4-2394

Team Results

Date	Opponent		Score	Att.
11/05/2019	Penn	L	80-81	11223
11/11/2019	Fla. Atlantic	W	78-59	9117
11/15/2019	at Rhode Island	L	79-93	7021
11/19/2019	Furman	W	81-73	8763
11/27/2019	vs North Carolina	L	67-76	1405
11/28/2019	vs Iowa St.	L	89-104	1299
11/29/2019	vs Southern Miss.	W	83-68	1159
12/06/2019	SFA	W	78-68	9545
12/14/2019	at Penn St.	L	71-73	7736
12/18/2019	at Samford	W	105-87	5476
12/21/2019	vs Belmont	W	92-72	5712
12/29/2019	Richmond	W	90-78	9960
01/04/2020	at Florida	L	98-104	9350
01/08/2020	Mississippi St.	W	90-69	9938



2019-20 SEC CUME STATS



2019-20 Alabama Men's Basketball
Combined Team Statistics
In Conference games

Page 1/1
as of Jan 09, 2020

Game Records

Record	Overall	Home	Away	Neutral
ALL GAMES	1-1	1-0	0-1	0-0
CONFERENCE	1-1	1-0	0-1	0-0
NON-CONFERENCE	0-0	0-0	0-0	0-0

Score by Periods

Team	1st	2nd	OT	TOT
Alabama	88	85	15	188
Opponents	66	86	21	173

Team Box Score

No.	Player	Total			3-Point		F-Throw		Rebounds				Other Stats									
		GP-GS	MIN	AVG	FG-FGA	FG%	3FG-FGA	3FG%	FT-FTA	FT%	OFF	DEF	TOT	AVG	PF	DQ	A	TO	BLK	STL	PTS	AVG
23	PETTY JR. , John	2-2	78:00	39.0	12-24	.500	8-17	.471	5-6	.833	0	13	13	6.5	3	0	5	2	0	2	37	18.5
2	LEWIS JR. , Kira	2-2	82:06	41.1	12-35	.343	3-11	.273	7-8	.875	3	11	14	7.0	5	0	7	5	1	5	34	17.0
11	BOLDEN, James	2-0	53:44	26.9	7-15	.467	4-10	.400	8-9	.889	1	4	5	2.5	8	0	2	2	1	1	26	13.0
1	JONES, Herbert	2-2	65:13	32.6	8-14	.571	0-0	.000	8-14	.571	3	11	14	7.0	9	1	6	3	0	2	24	12.0
5	SHACKELFORD, Jaden	2-1	47:24	23.7	6-20	.300	5-11	.455	4-5	.800	2	6	8	4.0	3	0	2	1	0	0	21	10.5
3	REESE, Alex	2-1	45:33	22.8	5-8	.625	2-5	.400	7-10	.700	0	8	8	4.0	3	0	0	5	4	0	19	9.5
30	SMITH, Galin	2-2	36:07	18.1	8-12	.667	0-0	.000	2-4	.500	4	3	7	3.5	6	1	2	2	1	0	18	9.0
12	FORBES, Jaylen	1-0	09:52	9.9	1-2	.500	1-2	.500	2-2	1.000	1	2	3	3.0	4	0	0	1	0	0	5	5.0
0	DAVIS, Javian	2-0	27:47	13.9	0-2	.000	0-1	.000	4-10	.400	5	3	8	4.0	5	1	1	1	1	0	4	2.0
21	JOHNSON, Britton	1-0	01:25	1.4	0-1	.000	0-1	.000	0-0	.000	0	0	0	0.0	0	0	0	0	0	0	0	0.0
35	HAWKINS, Raymond	1-0	01:25	1.4	0-0	.000	0-0	.000	0-0	.000	0	0	0	0.0	0	0	0	0	0	0	0	0.0
15	BARNES, Tyler	1-0	01:25	1.4	0-0	.000	0-0	.000	0-0	.000	0	0	0	0.0	0	0	0	0	0	0	0	0.0
Team											4	4	8									
Total		2	450		59-133	.444	23-58	.397	47-68	.691	23	65	88	44.0	46	3	25	22	8	10	188	94.0
Opponents		2	450		59-145	.407	12-38	.316	43-57	.754	28	62	90	45.0	44	3	20	24	9	12	173	86.5

Team Statistics

	BAMA	OPP
Scoring	188	173
Points per game	94.0	86.5
Scoring margin	+7.5	-
Field goals-att	59-133	59-145
Field goal pct	.444	.407
3 point fg-att	23-58	12-38
3-point FG pct	.397	.316
3-pt FG made per game	11.5	6.0
Free throws-att	47-68	43-57
Free throw pct	.691	.754
F-Throws made per game	23.5	21.5
Rebounds	88	90
Rebounds per game	44.0	45.0
Rebounding margin	-1.0	-
Assists	25	20
Assists per game	12.5	10.0
Turnovers	22	24
Turnovers per game	11.0	12.0
Turnover margin	+1.0	-
Assist/turnover ratio	1.1	0.8
Steals	10	12
Steals per game	5.0	6.0
Blocks	8	9
Blocks per game	4.0	4.5
Winning streak	1	-
Home win streak	1	-
Attendance	9938	9350
Home games-Avg/Game	1-9938	1-9350
Neutral site-Avg/Game	-	0-0

Team Results

Date	Opponent		Score	Att.
01/04/2020	at Florida	L	98-104	9350
01/08/2020	Mississippi St.	W	90-69	9938

2019-20 TEAM STATS



2019-20 Alabama Men's Basketball
Overall Team Statistics
All games

Page 1/1
as of Jan 09, 2020

Team Statistics

	BAMA	OPP
Scoring	1181	1105
Points per game	84.4	78.9
Scoring margin	+5.4	-
Field goals-att	401-901	393-939
Field goal pct	.445	.419
3 point fg-att	156-419	99-326
3-point FG pct	.372	.304
3-pt FG made per game	11.1	7.1
Free throws-att	223-316	220-303
Free throw pct	.706	.726
F-Throws made per game	15.9	15.7
Rebounds	580	544
Rebounds per game	41.4	38.9
Rebounding margin	+2.6	-
Assists	203	169
Assists per game	14.5	12.1
Turnovers	224	198
Turnovers per game	16.0	14.1
Turnover margin	-1.9	-
Assist/turnover ratio	0.9	0.9
Steals	91	123
Steals per game	6.5	8.8
Blocks	61	56
Blocks per game	4.4	4.0
Winning streak	1	-
Home win streak	5	-
Attendance	58546	29583
Home games-Avg/Game	6-9758	4-7396
Neutral site-Avg/Game	-	4-2394

Score by Periods

Team	1st	2nd	OT	TOT
Alabama	556	610	15	1181
Opponents	509	575	21	1105



2019-20 POINTS-REBOUNDS-ASSISTS



2019-20 Alabama Men's Basketball
Points-rebounds-assists
All games

Opponent	Date	Score		0	1	2	3	5	11	12	15	21	23	25
				DAVIS, JAVI	JONES, HERB	LEWIS JR.	REESE, ALEX	SHACKELFOR	BOLDEN, JAM	FORBES, JAY	BARNES, TYL	JOHNSON, BR	PETTY JR.	COTTRILL, A
Penn	11/05/2019	80-81	L	2-2-0	5-0-0	30-8-5	6-3-1	16-5-1	10-5-2	2-8-0	DNP	DNP	9-8-1	DNP
FAU	11/11/2019	78-59	W	19-9-2	DNP	16-6-8	12-8-1	17-4-2	3-0-1	0-2-0	0-4-0	0-0-0	9-8-5	0-0-0
at URI	11/15/2019	79-93	L	11-7-1	17-3-1	21-5-4	10-5-4	5-1-2	4-3-0	0-2-1	DNP	DNP	5-8-3	DNP
Furman	11/19/2019	81-73	W	10-5-0	8-6-4	19-7-3	0-3-0	25-5-1	DNP	3-4-1	DNP	DNP	16-5-2	DNP
vs UNC	11/27/2019	67-76	L	5-5-1	5-1-1	20-5-4	7-9-0	4-3-1	3-1-3	0-0-0	DNP	DNP	23-3-2	DNP
vs IowaSt	11/28/2019	89-104	L	7-5-2	9-6-3	8-4-5	5-4-1	4-2-1	10-2-0	5-4-1	0-0-0	3-0-0	34-12-0	0-0-0
vs USM	11/29/2019	83-68	W	6-4-1	7-6-3	20-2-3	5-2-0	6-4-4	23-2-2	3-1-1	0-0-0	0-0-0	10-8-2	0-0-0
SFA	12/06/2019	78-68	W	11-2-0	2-5-3	15-6-3	15-4-2	17-5-2	DNP	4-2-0	DNP	DNP	14-4-2	DNP
at PSU	12/14/2019	71-73	L	8-4-0	6-9-2	7-7-6	12-8-1	7-4-2	15-3-1	5-4-0	DNP	DNP	7-6-0	DNP
at SU	12/18/2019	105-87	W	6-5-1	9-7-7	11-5-5	16-2-2	13-2-2	9-1-1	2-1-0	DNP	DNP	39-10-2	DNP
vs BEL	12/21/2019	92-72	W	12-6-0	15-6-5	15-7-8	13-5-2	16-2-0	3-1-0	2-1-1	DNP	DNP	14-11-4	DNP
UR	12/29/2019	90-78	W	2-2-1	11-10-0	17-4-4	8-8-3	28-8-0	5-2-2	2-1-0	DNP	DNP	17-6-4	DNP
at UF	01/04/2020	98-104	Lot1	0-4-0	15-9-4	17-6-3	14-3-0	11-6-1	15-3-1	DNP	DNP	DNP	19-7-2	DNP
MSU	01/08/2020	90-69	W	4-4-1	9-5-2	17-8-4	5-5-0	10-2-1	11-2-1	5-3-0	0-0-0	0-0-0	18-6-3	DNP

Opponent	Date	Score		30	34	35
				SMITH, GALI	OKAURU, SAM	HAWKINS, RA
Penn	11/05/2019	80-81	L	0-4-0	DNP	DNP
FAU	11/11/2019	78-59	W	2-4-2	0-0-0	0-0-0
at URI	11/15/2019	79-93	L	6-2-0	DNP	DNP
Furman	11/19/2019	81-73	W	0-1-0	DNP	DNP
vs UNC	11/27/2019	67-76	L	0-0-0	DNP	DNP
vs IowaSt	11/28/2019	89-104	L	4-5-0	DNP	0-0-0
vs USM	11/29/2019	83-68	W	3-0-0	DNP	0-0-0
SFA	12/06/2019	78-68	W	0-2-1	DNP	DNP
at PSU	12/14/2019	71-73	L	4-0-0	DNP	DNP
at SU	12/18/2019	105-87	W	0-2-0	DNP	DNP
vs BEL	12/21/2019	92-72	W	2-1-0	DNP	DNP
UR	12/29/2019	90-78	W	0-5-0	DNP	DNP
at UF	01/04/2020	98-104	Lot1	7-3-0	DNP	DNP
MSU	01/08/2020	90-69	W	11-4-2	DNP	0-0-0



2019-20 TEAM GAME-BY-GAME



2019-20 Alabama Men's Basketball
Team Game-by-Game
All games

Page 1/1
as of Jan 09, 2020

Opponent	Date	Score		Total		3-Pointers		Free throws		Rebounds										
				FG-FGA	PCT	3FG-FGA	PCT	FT-FTA	PCT	OFF	DEF	TOT	AVG	PF	A	TO	BLK	STL	PTS	AVG
Penn	11/05/2019	80-81	L	27-76	.355	11-38	.289	15-22	.682	19	29	48	48.0	18	10	19	5	10	80	80.0
Fla. Atlantic	11/11/2019	78-59	W	26-59	.441	9-29	.310	17-22	.773	12	33	45	46.5	18	21	19	5	5	78	79.0
at Rhode Island	11/15/2019	79-93	L	31-66	.470	5-22	.227	12-16	.750	10	30	40	44.3	22	16	22	5	4	79	79.0
Furman	11/19/2019	81-73	W	27-53	.509	7-21	.333	20-27	.741	7	36	43	44.0	19	11	22	6	7	81	79.5
vs North Carolina	11/27/2019	67-76	L	26-68	.382	11-31	.355	4-9	.444	8	23	31	41.4	23	12	14	4	6	67	77.0
vs Iowa St.	11/28/2019	89-104	L	31-74	.419	12-26	.462	15-18	.833	18	26	44	41.8	20	13	17	3	8	89	79.0
vs Southern Miss.	11/29/2019	83-68	W	28-52	.538	15-33	.455	12-22	.545	10	21	31	40.3	18	16	15	1	7	83	79.6
SFA	12/06/2019	78-68	W	21-47	.447	11-32	.344	25-35	.714	9	24	33	39.4	19	13	20	8	11	78	79.4
at Penn St.	12/14/2019	71-73	L	27-76	.355	9-33	.273	8-14	.571	14	33	47	40.2	22	12	10	2	5	71	78.4
at Samford	12/18/2019	105-87	W	33-64	.516	17-34	.500	22-26	.846	9	28	37	39.9	17	20	16	4	10	105	81.1
vs Belmont	12/21/2019	92-72	W	34-67	.507	14-32	.438	10-16	.625	9	35	44	40.3	14	20	13	4	4	92	82.1
Richmond	12/29/2019	90-78	W	31-66	.470	12-30	.400	16-21	.762	17	32	49	41.0	19	14	15	6	4	90	82.8
at Florida	01/04/2020	98-104	Lot1	31-76	.408	13-34	.382	23-34	.676	13	33	46	41.4	29	11	12	2	7	98	83.9
Mississippi St.	01/08/2020	90-69	W	28-57	.491	10-24	.417	24-34	.706	10	32	42	41.4	17	14	10	6	3	90	84.4
Total		1181		401-901	.445	156-419	.372	223-316	.706	165	415	580	41.4	275	203	224	61	91	1181	84.4
Opponents		1105		393-939	.419	99-326	.304	220-303	.726	165	379	544	38.9	274	169	198	56	123	1105	78.9

Alabama Averages

Games Played	Points/game	FG Pct	3FG Pct	FT Pct	Rebounds/game	Assists/game	Turnovers/game	Assist/Turnover ratio	Steals/game	Blocks/game
14	84.4	44.5	37.2	70.6	41.4	14.5	16.0	0.9	6.5	4.4

2019-20 OPPONENT GAME-BY-GAME



2019-20 Alabama Men's Basketball
Opponents Game-by-Game
All games

Page 1/1
as of Jan 09, 2020

Opponent	Date	Score		Total		3-Pointers		Free throws		Rebounds				PF	A	TO	BLK	STL	PTS	AVG
				FG-FGA	PCT	3FG-FGA	PCT	FT-FTA	PCT	OFF	DEF	TOT	AVG							
Penn	11/05/2019	80-81	L	29-68	.426	8-26	.308	15-20	.750	8	29	37	37.0	19	10	16	4	8	81	81.0
Fla. Atlantic	11/11/2019	78-59	W	24-69	.348	5-28	.179	6-17	.353	14	18	32	34.5	19	11	11	4	15	59	70.0
at Rhode Island	11/15/2019	79-93	L	33-63	.524	6-16	.375	21-26	.808	4	27	31	33.3	18	15	12	6	13	93	77.7
Furman	11/19/2019	81-73	W	21-68	.309	11-41	.268	20-26	.769	12	22	34	33.5	20	12	12	4	12	73	76.5
vs North Carolina	11/27/2019	67-76	L	29-71	.408	5-14	.357	13-21	.619	23	37	60	38.8	19	15	20	3	8	76	76.4
vs Iowa St.	11/28/2019	89-104	L	36-69	.522	15-29	.517	17-24	.708	9	26	35	38.2	16	16	11	8	5	104	81.0
vs Southern Miss.	11/29/2019	83-68	W	26-53	.491	3-12	.250	13-20	.650	10	21	31	37.1	19	11	16	2	10	68	79.1
SFA	12/06/2019	78-68	W	24-61	.393	4-13	.308	16-21	.762	15	23	38	37.3	27	6	19	0	12	68	77.8
at Penn St.	12/14/2019	71-73	L	23-63	.365	8-27	.296	19-26	.731	11	39	50	38.7	14	14	16	7	6	73	77.2
at Samford	12/18/2019	105-87	W	33-68	.485	9-28	.321	12-14	.857	9	24	33	38.1	20	19	19	3	6	87	78.2
vs Belmont	12/21/2019	92-72	W	29-72	.403	7-30	.233	7-9	.778	9	28	37	38.0	21	9	12	4	7	72	77.6
Richmond	12/29/2019	90-78	W	27-69	.391	6-24	.250	18-22	.818	13	23	36	37.8	18	11	10	2	9	78	77.7
at Florida	01/04/2020	98-104	Lot1	33-76	.434	8-23	.348	30-36	.833	13	39	52	38.9	19	11	13	6	7	104	79.7
Mississippi St.	01/08/2020	90-69	W	26-69	.377	4-15	.267	13-21	.619	15	23	38	38.9	25	9	11	3	5	69	78.9
Total		1105		393-939	.419	99-326	.304	220-303	.726	165	379	544	38.9	274	169	198	56	123	1105	78.9
Alabama		1181		401-901	.445	156-419	.372	223-316	.706	165	415	580	41.4	275	203	224	61	91	1181	84.4

Opponents Averages

Games Played	Points/game	FG Pct	3FG Pct	FT Pct	Rebounds/game	Assists/game	Turnovers/game	Assist/Turnover ratio	Steals/game	Blocks/game
14	78.9	41.9	30.4	72.6	38.9	12.1	14.1	0.9	8.8	4.0

2019-20 TEAM HIGHS/LOWS



2019-20 Alabama Men's Basketball
Team High/Low Analysis
All games

Page 1/4
as of Jan 09, 2020

Alabama - Game Highs

POINTS	105		at Samford (12/18/2019)
	98		at Florida (01/04/2020)
	92		vs Belmont (N) (12/21/2019)
	90		Mississippi St. (01/08/2020)
	90		Richmond (12/29/2019)
FIELD GOALS MADE	34		vs Belmont (N) (12/21/2019)
	33		at Samford (12/18/2019)
FIELD GOAL ATTEMPTS	76		at Florida (01/04/2020)
	76		at Penn St. (12/14/2019)
	76		Penn (11/05/2019)
FIELD GOAL PERCENTAGE	.538	(28-52)	vs Southern Miss. (N) (11/29/2019)
	.516	(33-64)	at Samford (12/18/2019)
3 PT FG MADE	17		at Samford (12/18/2019)
	15		vs Southern Miss. (N) (11/29/2019)
3 PT FG ATTEMPTS	38		Penn (11/05/2019)
	34		at Florida (01/04/2020)
	34		at Samford (12/18/2019)
3 PT FG PERCENTAGE	.500	(17-34)	at Samford (12/18/2019)
	.462	(12-26)	vs Iowa St. (N) (11/28/2019)
FREE THROWS MADE	25		SFA (12/06/2019)
	24		Mississippi St. (01/08/2020)
FREE THROW ATTEMPTS	35		SFA (12/06/2019)
	34		Mississippi St. (01/08/2020)
	34		at Florida (01/04/2020)
FREE THROW PERCENTAGE	.846	(22-26)	at Samford (12/18/2019)
	.833	(15-18)	vs Iowa St. (N) (11/28/2019)
REBOUNDS	49		Richmond (12/29/2019)
	48		Penn (11/05/2019)
ASSISTS	21		Fla. Atlantic (11/11/2019)
	20		vs Belmont (N) (12/21/2019)
	20		at Samford (12/18/2019)
STEALS	11		SFA (12/06/2019)
	10		at Samford (12/18/2019)
	10		Penn (11/05/2019)
BLOCKED SHOTS	8		SFA (12/06/2019)
	6		Mississippi St. (01/08/2020)
	6		Richmond (12/29/2019)
	6		Furman (11/19/2019)
TURNOVERS	22		Furman (11/19/2019)
	22		at Rhode Island (11/15/2019)
FOULS	29		at Florida (01/04/2020)
	23		vs North Carolina (N) (11/27/2019)

2019-20 TEAM HIGHS/LOWS



2019-20 Alabama Men's Basketball
Team High/Low Analysis
All games

Page 2/4
as of Jan 09, 2020

Opponent - Game Highs

POINTS	104		at Florida (01/04/2020)
	104		vs Iowa St. (N) (11/28/2019)
	93		at Rhode Island (11/15/2019)
	87		at Samford (12/18/2019)
	81		Penn (11/05/2019)
FIELD GOALS MADE	36		vs Iowa St. (N) (11/28/2019)
	33		at Florida (01/04/2020)
	33		at Samford (12/18/2019)
	33		at Rhode Island (11/15/2019)
FIELD GOAL ATTEMPTS	76		at Florida (01/04/2020)
	72		vs Belmont (N) (12/21/2019)
FIELD GOAL PERCENTAGE	.524	(33-63)	at Rhode Island (11/15/2019)
	.522	(36-69)	vs Iowa St. (N) (11/28/2019)
3 PT FG MADE	15		vs Iowa St. (N) (11/28/2019)
	11		Furman (11/19/2019)
3 PT FG ATTEMPTS	41		Furman (11/19/2019)
	30		vs Belmont (N) (12/21/2019)
3 PT FG PERCENTAGE	.517	(15-29)	vs Iowa St. (N) (11/28/2019)
	.375	(6-16)	at Rhode Island (11/15/2019)
FREE THROWS MADE	30		at Florida (01/04/2020)
	21		at Rhode Island (11/15/2019)
FREE THROW ATTEMPTS	36		at Florida (01/04/2020)
	26		at Penn St. (12/14/2019)
	26		Furman (11/19/2019)
	26		at Rhode Island (11/15/2019)
FREE THROW PERCENTAGE	.857	(12-14)	at Samford (12/18/2019)
	.833	(30-36)	at Florida (01/04/2020)
REBOUNDS	60		vs North Carolina (N) (11/27/2019)
	52		at Florida (01/04/2020)
ASSISTS	19		at Samford (12/18/2019)
	16		vs Iowa St. (N) (11/28/2019)
STEALS	15		Fla. Atlantic (11/11/2019)
	13		at Rhode Island (11/15/2019)
BLOCKED SHOTS	8		vs Iowa St. (N) (11/28/2019)
	7		at Penn St. (12/14/2019)
TURNOVERS	20		vs North Carolina (N) (11/27/2019)
	19		at Samford (12/18/2019)
	19		SFA (12/06/2019)
FOULS	27		SFA (12/06/2019)
	25		Mississippi St. (01/08/2020)

2019-20 TEAM HIGHS/LOWS



2019-20 Alabama Men's Basketball
Team High/Low Analysis
All games

Alabama - Game Lows

POINTS	67		vs North Carolina (N) (11/27/2019)
	71		at Penn St. (12/14/2019)
	78		SFA (12/06/2019)
	78		Fla. Atlantic (11/11/2019)
	79		at Rhode Island (11/15/2019)
FIELD GOALS MADE	21		SFA (12/06/2019)
	26		vs North Carolina (N) (11/27/2019)
	26		Fla. Atlantic (11/11/2019)
FIELD GOAL ATTEMPTS	47		SFA (12/06/2019)
	52		vs Southern Miss. (N) (11/29/2019)
FIELD GOAL PERCENTAGE	.355	(27-76)	at Penn St. (12/14/2019)
	.355	(27-76)	Penn (11/05/2019)
3 PT FG MADE	5		at Rhode Island (11/15/2019)
	7		Furman (11/19/2019)
3 PT FG ATTEMPTS	21		Furman (11/19/2019)
	22		at Rhode Island (11/15/2019)
3 PT FG PERCENTAGE	.227	(5-22)	at Rhode Island (11/15/2019)
	.273	(9-33)	at Penn St. (12/14/2019)
FREE THROWS MADE	4		vs North Carolina (N) (11/27/2019)
	8		at Penn St. (12/14/2019)
FREE THROW ATTEMPTS	9		vs North Carolina (N) (11/27/2019)
	14		at Penn St. (12/14/2019)
FREE THROW PERCENTAGE	.444	(4-9)	vs North Carolina (N) (11/27/2019)
	.545	(12-22)	vs Southern Miss. (N) (11/29/2019)
REBOUNDS	31		vs Southern Miss. (N) (11/29/2019)
	31		vs North Carolina (N) (11/27/2019)
ASSISTS	10		Penn (11/05/2019)
	11		at Florida (01/04/2020)
	11		Furman (11/19/2019)
STEALS	3		Mississippi St. (01/08/2020)
	4		Richmond (12/29/2019)
	4		vs Belmont (N) (12/21/2019)
	4		at Rhode Island (11/15/2019)
BLOCKED SHOTS	1		vs Southern Miss. (N) (11/29/2019)
	2		at Florida (01/04/2020)
	2		at Penn St. (12/14/2019)
TURNOVERS	10		Mississippi St. (01/08/2020)
	10		at Penn St. (12/14/2019)
FOULS	14		vs Belmont (N) (12/21/2019)
	17		Mississippi St. (01/08/2020)
	17		at Samford (12/18/2019)

2019-20 TEAM HIGHS/LOWS



2019-20 Alabama Men's Basketball
Team High/Low Analysis
All games

Opponent - Game Lows

POINTS	59		Fla. Atlantic (11/11/2019)
	68		SFA (12/06/2019)
	68		vs Southern Miss. (N) (11/29/2019)
	69		Mississippi St. (01/08/2020)
	72		vs Belmont (N) (12/21/2019)
FIELD GOALS MADE	21		Furman (11/19/2019)
	23		at Penn St. (12/14/2019)
FIELD GOAL ATTEMPTS	53		vs Southern Miss. (N) (11/29/2019)
	61		SFA (12/06/2019)
FIELD GOAL PERCENTAGE	.309	(21-68)	Furman (11/19/2019)
	.348	(24-69)	Fla. Atlantic (11/11/2019)
3 PT FG MADE	3		vs Southern Miss. (N) (11/29/2019)
	4		Mississippi St. (01/08/2020)
	4		SFA (12/06/2019)
3 PT FG ATTEMPTS	12		vs Southern Miss. (N) (11/29/2019)
	13		SFA (12/06/2019)
3 PT FG PERCENTAGE	.179	(5-28)	Fla. Atlantic (11/11/2019)
	.233	(7-30)	vs Belmont (N) (12/21/2019)
FREE THROWS MADE	6		Fla. Atlantic (11/11/2019)
	7		vs Belmont (N) (12/21/2019)
FREE THROW ATTEMPTS	9		vs Belmont (N) (12/21/2019)
	14		at Samford (12/18/2019)
FREE THROW PERCENTAGE	.353	(6-17)	Fla. Atlantic (11/11/2019)
	.619	(13-21)	Mississippi St. (01/08/2020)
	.619	(13-21)	vs North Carolina (N) (11/27/2019)
REBOUNDS	31		vs Southern Miss. (N) (11/29/2019)
	31		at Rhode Island (11/15/2019)
ASSISTS	6		SFA (12/06/2019)
	9		Mississippi St. (01/08/2020)
	9		vs Belmont (N) (12/21/2019)
STEALS	5		Mississippi St. (01/08/2020)
	5		vs Iowa St. (N) (11/28/2019)
BLOCKED SHOTS	0		SFA (12/06/2019)
	2		Richmond (12/29/2019)
	2		vs Southern Miss. (N) (11/29/2019)
TURNOVERS	10		Richmond (12/29/2019)
	11		Mississippi St. (01/08/2020)
	11		vs Iowa St. (N) (11/28/2019)
	11		Fla. Atlantic (11/11/2019)
FOULS	14		at Penn St. (12/14/2019)
	16		vs Iowa St. (N) (11/28/2019)

2019-20 PLAYER HIGHS/LOWS



2019-20 Alabama Men's Basketball
Player Highs Analysis
All games

Alabama - Individual Game Highs

POINTS	39		John Petty Jr. at Samford (12/18/2019)
	34		John Petty Jr. vs Iowa St. (N) (11/28/2019)
	30		Kira Lewis Jr. vs Penn (11/05/2019)
	28		Jaden Shackelford vs Richmond (12/29/2019)
	25		Jaden Shackelford vs Furman (11/19/2019)
FIELD GOALS MADE	12		John Petty Jr. at Samford (12/18/2019)
	11		John Petty Jr. vs Iowa St. (N) (11/28/2019)
	11		Kira Lewis Jr. vs Penn (11/05/2019)
FIELD GOAL ATTEMPTS	25		Kira Lewis Jr. at Florida (01/04/2020)
	23		Kira Lewis Jr. vs North Carolina (N) (11/27/2019)
FIELD GOAL PERCENTAGE (min 5 made)	.714	(5-7)	Javian Davis vs Belmont (N) (12/21/2019)
	.667	(12-18)	John Petty Jr. at Samford (12/18/2019)
	.667	(6-9)	Kira Lewis Jr. vs SFA (12/06/2019)
	.667	(6-9)	James Bolden vs Southern Miss. (N) (11/29/2019)
3 PT FG MADE	10		John Petty Jr. at Samford (12/18/2019)
	7		John Petty Jr. vs North Carolina (N) (11/27/2019)
3 PT FG ATTEMPTS	13		Jaden Shackelford vs Richmond (12/29/2019)
	13		John Petty Jr. at Samford (12/18/2019)
	13		Jaden Shackelford vs Penn (11/05/2019)
3 PT FG PERCENTAGE (min 2 made)	1.000	(2-2)	James Bolden vs Mississippi St. (01/08/2020)
	.769	(10-13)	John Petty Jr. at Samford (12/18/2019)
FREE THROWS MADE	10		Jaden Shackelford vs SFA (12/06/2019)
	8		Jaden Shackelford at Samford (12/18/2019)
	8		Jaden Shackelford vs Furman (11/19/2019)
FREE THROW ATTEMPTS	11		Jaden Shackelford vs SFA (12/06/2019)
	10		Javian Davis vs SFA (12/06/2019)
	10		Jaden Shackelford vs Furman (11/19/2019)
FREE THROW PERCENTAGE (min 3 made)	1.000	(8-8)	Jaden Shackelford at Samford (12/18/2019)
	1.000	(6-6)	Kira Lewis Jr. vs Mississippi St. (01/08/2020)
	1.000	(6-6)	John Petty Jr. vs Iowa St. (N) (11/28/2019)
	1.000	(6-6)	Kira Lewis Jr. vs Furman (11/19/2019)
	1.000	(5-5)	Javian Davis at Rhode Island (11/15/2019)
	1.000	(4-4)	Kira Lewis Jr. at Rhode Island (11/15/2019)
	1.000	(4-4)	Alex Reese vs Penn (11/05/2019)
1.000	(3-3)	James Bolden at Penn St. (12/14/2019)	
REBOUNDS	12		John Petty Jr. vs Iowa St. (N) (11/28/2019)
	11		John Petty Jr. vs Belmont (N) (12/21/2019)
ASSISTS	8		Kira Lewis Jr. vs Belmont (N) (12/21/2019)
	8		Kira Lewis Jr. vs Fla. Atlantic (11/11/2019)
STEALS	4		Kira Lewis Jr. at Florida (01/04/2020)
	4		Kira Lewis Jr. vs SFA (12/06/2019)
	4		Alex Reese vs Penn (11/05/2019)
BLOCKED SHOTS	3		Alex Reese vs Mississippi St. (01/08/2020)
	3		Galin Smith vs SFA (12/06/2019)
	3		Galin Smith vs Furman (11/19/2019)
	3		Galin Smith vs Fla. Atlantic (11/11/2019)
TURNOVERS	7		John Petty Jr. vs Richmond (12/29/2019)
	7		Kira Lewis Jr. vs Furman (11/19/2019)



2019-20 PLAYER HIGHS/LOWS




2019-20 Alabama Men's Basketball
Player Highs Analysis
All games

Opponent - Individual Game Highs

POINTS	33		Jordan Lyons vs Furman (11/19/2019)
	25		Andrew Nembhard at Florida (01/04/2020)
	24		Kerry Blackshear at Florida (01/04/2020)
	24		Jordan Dingle vs Penn (11/05/2019)
	23		Tyrese Haliburton vs Iowa St. (N) (11/28/2019)
FIELD GOALS MADE	9		Jeff Dowtin at Rhode Island (11/15/2019)
	9		Jordan Dingle vs Penn (11/05/2019)
FIELD GOAL ATTEMPTS	21		Adam Kunkel vs Belmont (N) (12/21/2019)
	21		Jordan Lyons vs Furman (11/19/2019)
FIELD GOAL PERCENTAGE (min 5 made)	1.000	(5-5)	Jake Wojcik vs Richmond (12/29/2019)
	1.000	(5-5)	George Conditt vs Iowa St. (N) (11/28/2019)
3 PT FG MADE	6		Jordan Lyons vs Furman (11/19/2019)
	5		Rasir Bolton vs Iowa St. (N) (11/28/2019)
3 PT FG ATTEMPTS	16		Jordan Lyons vs Furman (11/19/2019)
	9		Brandon Austin at Samford (12/18/2019)
	9		Alex Hunter vs Furman (11/19/2019)
	9		Richardson Maitre vs Fla. Atlantic (11/11/2019)
3 PT FG PERCENTAGE (min 2 made)	1.000	(4-4)	Jake Wojcik vs Richmond (12/29/2019)
	.750	(3-4)	Jacob Toppin at Rhode Island (11/15/2019)
FREE THROWS MADE	13		Jordan Lyons vs Furman (11/19/2019)
	10		Kerry Blackshear at Florida (01/04/2020)
	10		Jacob Gilyard vs Richmond (12/29/2019)
	10		Cyril Langevine at Rhode Island (11/15/2019)
FREE THROW ATTEMPTS	13		Jordan Lyons vs Furman (11/19/2019)
	12		Cyril Langevine at Rhode Island (11/15/2019)
FREE THROW PERCENTAGE (min 3 made)	1.000	(13-13)	Jordan Lyons vs Furman (11/19/2019)
	1.000	(6-6)	Scottie Lewis at Florida (01/04/2020)
	1.000	(5-5)	Myreon Jones at Penn St. (12/14/2019)
	1.000	(5-5)	Tyrese Haliburton vs Iowa St. (N) (11/28/2019)
	1.000	(5-5)	Fatts Russell at Rhode Island (11/15/2019)
	1.000	(4-4)	Blake Francis vs Richmond (12/29/2019)
	1.000	(4-4)	Kevon Harris vs SFA (12/06/2019)
	1.000	(4-4)	Ryan Betley vs Penn (11/05/2019)
	1.000	(3-3)	Brandon Austin at Samford (12/18/2019)
	1.000	(3-3)	Curtis Jones at Penn St. (12/14/2019)
	1.000	(3-3)	Charlie Daniels vs SFA (12/06/2019)
	1.000	(3-3)	Gabe Watson vs Southern Miss. (N) (11/29/2019)
	1.000	(3-3)	Rasir Bolton vs Iowa St. (N) (11/28/2019)
REBOUNDS	16		Kerry Blackshear at Florida (01/04/2020)
	15		Armando Bacot vs North Carolina (N) (11/27/2019)
ASSISTS	15		Josh Sharkey at Samford (12/18/2019)
	9		Tyrese Haliburton vs Iowa St. (N) (11/28/2019)
STEALS	4		Roti Ware vs SFA (12/06/2019)
	4		John Comeaux vs SFA (12/06/2019)
	4		Leonard Harper-Baker vs Southern Miss. (N) (11/29/2019)
	4		Cole Anthony vs North Carolina (N) (11/27/2019)
	4		Fatts Russell at Rhode Island (11/15/2019)
	4		Tyrese Martin at Rhode Island (11/15/2019)
	4		Richardson Maitre vs Fla. Atlantic (11/11/2019)
BLOCKED SHOTS	5		Lamar Stevens at Penn St. (12/14/2019)
	4		George Conditt vs Iowa St. (N) (11/28/2019)
TURNOVERS	7		Josh Sharkey at Samford (12/18/2019)
	6		Cole Anthony vs North Carolina (N) (11/27/2019)






0
6-9 • 242 • R-Fr. Forward
JAVIAN DAVIS
Canton, Miss.
(Canton HS)



1
6-7 • 205 • Jr. Guard
HERBERT JONES
Greensboro, Ala.
(Hale County HS)



2
6-3 • 165 • So. Guard
KIRA LEWIS JR.
Meridianville, Ala.
(Hazel Green HS)



3
6-9 • 245 • Jr. Forward
ALEX REESE
Pelham, Ala.
(Pelham HS)



4
6-5 • 215 • Fr. Forward
JUWAN GARY
Columbia, S.C.
(West Charlotte HS)



5
6-3 • 195 • Fr. Guard
JADEN SHACKELFORD
Hesperia, Calif.
(Hesperia HS)



11
6-0 • 160 • Gr. Guard
BEETLE BOLDEN
Covington, Ky.
(West Virginia/Holmes HS)



12
6-4 • 186 • Fr. Guard
JAYLEN FORBES
Florence, Miss.
(Florence HS)



13
6-1 • 175 • So. Guard
JAHVON QUINERLY
Hackensack, N.J.
(Villanova/Hudson Catholic HS)




15
6-8 • 201 • Jr. Forward
TYLER BARNES
Louisville, Ky.
(St. Xavier HS)



21
6-4 • 183 • So. Guard
BRITTON JOHNSON
Mountain Brook, Ala.
(Mountain Brook HS)



23
6-5 • 184 • Jr. Guard
JOHN PETTY JR.
Huntsville, Ala.
(Mae Jemison HS)




25
6-3 • 185 • Fr. Guard
ADAM COTTRELL
Flowery Branch, Ga.
(Lakeview Academy)




30
6-9 • 240 • Jr. Forward
GALIN SMITH
Clinton, Miss.
(Clinton HS)



33
6-8 • 215 • Jr. Forward
JAMES ROJAS
Jamestown, N.Y.
(Hutchinson CC/Jamestown HS)



34
6-5 • 200 • Fr. Guard
SAM OKAURU
Raleigh, N.C.
(Tilton School)



35
6-9 • 240 • Fr. Forward/
Center
RAYMOND HAWKINS
Oakland, Calif.
(Findlay Prep [Nev.])