




KENTUCKY SOFTBALL

2020 MEDIA GUIDE



KOWALIK



MARTENS



SPELLMAN



VICK



HUMES





2020 KENTUCKY SOFTBALL MEDIA GUIDE



TABLE OF CONTENTS

Table of Contents/Media Information	1
2020 Television Spot/Photo Chart	2
2020 Roster	3
2020 Quick Facts.....	4
2020 Schedule	5
Renee Abernathy	6
Grace Baalman.....	7
Jaci Babbs	8
Tekiya Garr-Carter.....	9
Autumn Humes.....	10
Lauren Johnson.....	11
Kayla Kowalik	12
Alex Martens.....	13
Mallory Peyton	14
Meghan Schorman	15
Tatum Spangler	16
Larissa Spellman	17
Bailey Vick.....	18
Newcomers.....	19-22

COACHES

Head Coach Rachel Lawson	22-24
Rachel Lawson vs. All Opponents	25
Associate Head Coach Kristine Himes.....	26
Assistant Molly Johnson	27
Softball Support Staff	28-29

TOURNAMENTS

2020 Tournament Information	30
-----------------------------------	----

HISTORY AND RECORDS

2019 Individual Stats	31
2019 Game-by-Game Summary	32
2019 SEC Recap	34-35
UK vs. All Opponents	36
All-Time Results	37-41
All-Time Honors.....	42-43
Career Records	41-45
Single Season Records	45-47
Game Records	48
Team Records	49
Single Season Records by Class	50
Letterwinners	51
All-time Numbers	52



MEDIA INFORMATION

TO THE MEDIA

The 2020 University of Kentucky softball media supplement is intended to answer any questions you might have about the season. If you need additional information, special stories, pictures or have any questions, please feel free to contact us at the Athletics Communications and PR office.

INTERVIEWS

All interviews with UK softball student-athletes and coaches must be coordinated through the UK media relations office. UK athletes are available before or after practice, while head coach Rachel Lawson and staff are available upon request. Please make all interview requests at least 48 hours before the desired interview time to Chris Shoals at media relations.

UK COMM. & PR INFO

Asst. AD for ACPR.: Tony Neely
Associate Directors.: Evan Crane, Susan Lax, Deb Moore, Eric Lindsey
Assistant Directors: Matt May, *Chris Shoals*

Asst. Director/Website: Tim Letcher
Director of Strat. Com.: Guy Ramsey
ACPR Assistants.: Cami Moore, Connor Link, Tommy Scott

Office Coordinator: Stephanie Guy
Creative Services Director: Nathan Huff

Team Photographer: Chet White

CONTACT INFORMATION

Softball Contact: Chris Shoals
Office Phone: (859) 257-8437
Cell Phone: (513) 312-2489
FAX: (859) 323-4310
E-Mail: cmsh223@uky.edu



@UKSoftball




UKSoftball



Kentucky Softball

2020 RADIO/TELEVISION CHART




00 • OF
[So.]

Tekiya
GARR-CARTER




1 • P/UTL
[Fr.]

Miranda
STODDARD




2 • OF
[Sr.]

Bailey
VICK




3 • P
[Jr.]

Grace
BAALMAN




4 • OF
[So.]

Renee
ABERNATHY



5 • P/INF
[So.]

Tatum
SPANGLER




7 • RHP
[Sr.]

Autumn
HUMES




9 • UTL
[Jr.]

Lauren
JOHNSON




13 • INF
[Jr.]

Mallory
PEYTON




14 • OF
[So.]

Jaci
BABBS



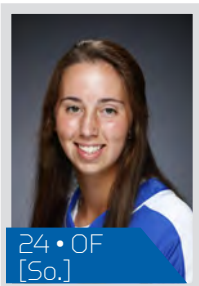
17 • RHP
[Fr.]

Sloan
GAYAN



19 • UTL
[Fr.]

Rylea
SMITH



24 • OF
[So.]

Emma
BOITNOTT




25 • INF
[Fr.]

Emmy
BLANE




26 • RHP
[So.]

Meghan
SCHORMAN




30 • RHP
[Sr.]

Larissa
SPELLMAN



33 • 2B
[Sr.]

Alex
MARTENS



34 • INF
[Fr.]

Cassie
LINDMARK




44 • INF
[Fr.]

Gabi
DETERS




99 • UTL
[So.]

Kayla
KOWALIK




Head
Coach [13th]

Rachel
LAWSON



Asoc. Head
Coach [13th]

Kristine
HIMES



Assistant
Coach [10th]

Molly
BELCHER



2020 ALPHABETICAL & NUMERICAL ROSTERS

ALPHABETICAL ROSTER

No.	Name	Position	Class	B/T	Hometown (High School/Last College)
4	Renee Abernathy	Outfield	So.	L/L	Springfield, Ill./Sacred Heart Griffin HS
3	Grace Baalman	RHP	Jr.	R/R	Hardin, Ill./Calhoun HS
14	Jaci Babbs	Outfield	So.	L/R	Sturgis, Ky./Union Co. HS
25	Emmy Blane	Infield	Fr.	R/R	Hopkinsville, Ky./Christian Co. HS
24	Emma Boitnott	Outfield	So.	R/R	Normal, Ill./Normal West HS
44	Gabi Deters	Infield	Fr.	R/R	Bowling Green, Mo./Bowling Green HS
00	Tekiya Garr-Carter	Outfield	So.	L/R	Lexington, Ky./Lafayette HS
17	Sloan Gayan	RHP/Infield	Fr.	R/R	Ottawa, Ill./Ottawa Township HS
7	Autumn Humes	RHP	Sr.-TR	R/R	Bald Knob, Ark./Harding Univ. (Ark.)
9	Lauren Johnson	Outfield	Jr.	L/R	Owensboro, Ky./Davies Co. HS
99	Kayla Kowalik	Catcher	So.	L/R	New Braunfels, Texas/St. John Paul II HS
34	Cassie Lindmark	Infield	Fr.	R/R	Lyons, Ill./Marist HS
33	Alex Martens	Infield	Sr.	L/R	McHenry, Ill./McHenry West HS
13	Mallory Peyton	Infield	Jr.	R/R	Madisonville, Ky./Madisonville HS
26	Meghan Schorman	RHP	So.	R/R	Hazelwood, Mo./Marquette HS
19	Rylea Smith	UTL	Fr.	L/R	St. Louis, Mo./Parkway North HS
5	Tatum Spangler	UTL	So.	L/L	Henderson, Nevada/Coronado HS
30	Larissa Spellman	RHP	Sr.	R/R	Butler, N.J./Butler HS
1	Miranda Stoddard	RHP/UTL	Fr.	R/R	Anaheim, Calif./Orange Lutheran HS
2	Bailey Vick	Outfield	Sr.	L/R	Paducah, Ky./McCracken Co. HS

NUMERICAL ROSTER

No.	Name	Position	Class	B/T	Hometown (High School/Last College)
00	Tekiya Garr-Carter	Outfield	So.	L/R	Lexington, Ky./Lafayette HS
1	Miranda Stoddard	RHP/UTL	Fr.	R/R	Anaheim, Calif./Orange Lutheran HS
2	Bailey Vick	Outfield	Sr.	L/R	Paducah, Ky./McCracken Co. HS
3	Grace Baalman	RHP	Jr.	R/R	Hardin, Ill./Calhoun HS
4	Renee Abernathy	Outfield	So.	L/L	Springfield, Ill./Sacred Heart Griffin HS
5	Tatum Spangler	UTL	So.	L/L	Henderson, Nevada/Coronado HS
7	Autumn Humes	RHP	Sr.-TR	R/R	Bald Knob, Ark./Harding Univ. (Ark.)
9	Lauren Johnson	Outfield	Jr.	L/R	Owensboro, Ky./Davies Co. HS
13	Mallory Peyton	Infield	Jr.	R/R	Madisonville, Ky./Madisonville HS
14	Jaci Babbs	Outfield	So.	L/R	Sturgis, Ky./Union Co. HS
17	Sloan Gayan	RHP/Infield	Fr.	R/R	Ottawa, Ill./Ottawa Township HS
19	Rylea Smith	UTL	Fr.	L/R	St. Louis, Mo./Parkway North HS
24	Emma Boitnott	Outfield	So.	R/R	Normal, Ill./Normal West HS
25	Emmy Blane	Infield	Fr.	R/R	Hopkinsville, Ky./Christian Co. HS
26	Meghan Schorman	RHP	So.	R/R	Hazelwood, Mo./Marquette HS
30	Larissa Spellman	RHP	Sr.	R/R	Butler, N.J./Butler HS
33	Alex Martens	Infield	Sr.	L/R	McHenry, Ill./McHenry West HS
34	Cassie Lindmark	Infield	Fr.	R/R	Lyons, Ill./Marist HS
44	Gabi Deters	Infield	Fr.	R/R	Bowling Green, Mo./Bowling Green HS
99	Kayla Kowalik	Catcher	So.	L/R	New Braunfels, Texas/St. John Paul II HS

COACHING & SUPPORT STAFF

Head Coach: Rachel Lawson (13th season)

Associate Head Coach: Kristine Himes (13th season)

Assistant Coach: Molly Belcher (10th season)

Director of Operations: Brittany Cervantes (First season)

Director of Video Analytics: Tyler Cope (First season)

Student Managers: Shelby Johnson (Third season) and CJ Leighton (Third season)

Head Athletic Trainer: Bri Papotto (Seventh season)

Assoc. AD for Admin: Steph Simmons (Seventh season)

Equipment Manager: Myles Poole (Fourth season)

Sports Information Director: Chris Shoals (Fifth season)

2020 SOFTBALL QUICK FACTS

GENERAL INFORMATION

Location: Lexington, Kentucky
 Founded: 1865
 Enrollment: 30,000
 Nickname: Wildcats
 Colors: Blue and White
 Conference: Southeastern
 President: Dr. Eli Capilouto
 Athletic Director: Mitch Barnhart

COACHING/SUPPORT STAFF

Head Coach: Rachel Lawson
 Alma mater: UMASS, 1994
 Years at UK: 13th Year
 Record at UK: 432-275, 140-161 SEC
 Career head coaching record: 524-360 (15 Years)

Assistant Coach: Kristine Himes
 Alma mater: Ohio State, 2003
 Years at UK: 13th Year

Assistant Coach: Molly Belcher
 Alma mater: Kentucky, 2010
 Years at UK: 10th Year

Director of Softball Operations: Brittany Cervantes
 Alma mater: Kentucky, 2012
 Years at UK: First Year in Position / Third year overall

Head Athletic Trainer: Bri Papotto
 Alma mater: Ohio State, 2013
 Years at UK: Seventh Year

TEAM INFORMATION

2019 Record: 36-24
 2019 SEC record: 14-10
 2019 SEC Finish: 2nd
 2019 NCAA Finish: Seattle Super Regional (2-0, Washington)
 2019 Final Ranking: 16/15
 Letterwinners: 14 returning, 5 lost
 Starters 6 returning, 3 lost
 Pitchers 5 returning, 0 lost
 Newcomers: 7

NEWCOMERS (7)

Miranda Stoddard Anaheim, Calif.
 Sloan Gayan Ottawa, Ill.
 Rylea Smith St. Louis, Mo.
 Emmy Blane Hopkinsville, Ky.
 Cassie Lindmark Lyons, Ill.
 Gabi Deters Bowling Green, Ky.
 Emma Boitnott (Soph., Walk-On) Normal, Ill.

TOP STATISTICAL RETURNERS

Kayla Kowalik (UTL) ...357, 65H, 54R, 13 2B, 20 HR, 53 RBI, 64BB
 Lauren Johnson (OF)345, 51 H, 39 R, 3 HR, 21 BB, 429 OBP
 Grace Baalman (P) 2.72 ERA, 10-10, 33 app, 10 CG, 141.2 IP
 Autumn Humes (P) 3.22 ERA, 15-11, 33 app, 12 CG, 150.0 IP

STADIUM INFORMATION

Stadium: John Cropp Stadium
 Capacity: 2,117
 Dimensions: L-200, C-220, R-200

COMMUNICATIONS & PUBLIC RELATIONS

Contact: Chris Shoals
 Mobile Phone: 513.312.2489
 Email: cmsh223@uky.edu





2020 KENTUCKY SOFTBALL SCHEDULE

Date	Opponent	National TV	Site	Time (ET)
Feb. 7 (F)	vs. Liberty ^ [Field #3]		Clearwater, Fla.	Noon ET
Feb. 7 (F)	vs. Texas State^ [Field #3]		Clearwater, Fla.	2:30 p.m. ET
Feb. 8 (Sa)	vs. NC State^ [Field #1]		Clearwater, Fla.	10 a.m. ET
Feb. 8 (Sa)	vs. US National Team (EXH) [Field #8]		Clearwater, Fla.	5:30 p.m. ET
Feb. 9 (Su)	vs. Minnesota^ [Field #4]		Clearwater, Fla.	11 a.m. ET
Feb. 14 (F)	vs. Boise State #		Tempe, Ariz.	4 p.m. ET
Feb. 14 (F)	at Arizona State #		Tempe, Ariz.	9 p.m. ET
Feb. 15 (Sa)	vs. Illinois State #		Tempe, Ariz.	4 p.m. ET
Feb. 15 (Sa)	at Arizona State #		Tempe, Ariz.	9 p.m. ET
Feb. 16 (Su)	vs. Detroit #		Tempe, Ariz.	2:30 p.m. ET
Feb 19 (Wed)	at Middle Tennessee State		Murfreesboro, Tenn.	6 p.m. ET
Feb. 21 (F)	vs. Georgia Tech %		Homewood, Ala.	1:30 p.m. ET
Feb. 21 (F)	at Samford %		Homewood, Ala.	6:30 p.m. ET
Feb. 22 (Sa)	vs. DePaul %		Homewood, Ala.	11 a.m. ET
Feb. 22 (Sa)	vs. Georgia Tech %		Homewood, Ala.	1:30 p.m. ET
Feb. 23 (Su)	vs. DePaul %		Homewood, Ala.	Noon ET
Feb. 28 (F)	vs. Loyola (Chicago) &		North Orlando, Fla.	3:30 p.m. ET
Feb. 28 (F)	vs. Florida International &		North Orlando, Fla.	6 p.m. ET
Feb. 29 (Sa)	vs. Western Michigan &		North Orlando, Fla.	1:30 p.m. ET
Feb. 29 (Sa)	vs. Detroit &		North Orlando, Fla.	4 p.m. ET
March 1 (Su)	vs. Dartmouth &		North Orlando, Fla.	11:35 a.m. ET
March 7 (Sa)	TEXAS A&M*		Lexington, Ky.	2 p.m. ET
March 8 (Su)	TEXAS A&M*	[SEC Network]	Lexington, Ky.	7 p.m. ET
March 9 (M)	TEXAS A&M*	[SEC Network]	Lexington, Ky.	7 p.m. ET
March 11 (Wed)	MARSHALL		Lexington, Ky.	6 p.m. ET
March 13 (F)	at Mississippi State*		Starkville, Miss.	7 p.m. ET
March 14 (Sa)	at Mississippi State*		Starkville, Miss.	2 p.m. ET
March 15 (Su)	at Mississippi State*		Starkville, Miss.	1 p.m. ET
March 17 (Tue)	NORTHERN KENTUCKY		Lexington, Ky.	6 p.m. ET
March 18 (Wed)	at Miami (OH)		Oxford, Ohio	5 p.m. ET
March 20 (F)	FLORIDA*		Lexington, Ky.	6 p.m. ET
March 21 (Sa)	FLORIDA*		Lexington, Ky.	2 p.m. ET
March 22 (Su)	FLORIDA*		Lexington, Ky.	1 p.m. ET
March 25 (Wed)	at Western Kentucky		Bowling Green, Ky.	7 p.m. ET
March 27 (F)	TENNESSEE*		Lexington, Ky.	6 p.m. ET
March 28 (Sa)	TENNESSEE*		Lexington, Ky.	2 p.m. ET
March 29 (Su)	TENNESSEE*		Lexington, Ky.	1 p.m. ET
April 1 (Wed)	at Ohio State		Columbus, Ohio	6 p.m. ET
April 4 (Sa)	at Georgia*		Athens, Ga.	6 p.m. ET
April 5 (Su)	at Georgia*	[SEC Network]	Athens, Ga.	7 p.m. ET
April 6 (M)	at Georgia*	[SEC Network]	Athens, Ga.	7 p.m. ET
April 8 (Wed)	MOREHEAD STATE		Lexington, Ky.	6:30 p.m. ET
April 10 (F)	at Oklahoma		Norman, Okla.	7:30 p.m. ET
April 11 (Sa)	at Oklahoma		Norman, Okla.	1 p.m. ET
April 17 (F)	at Missouri*		Columbia, Mo.	8 p.m. ET
April 18 (Sa)	at Missouri*	[SEC Network]	Columbia, Mo.	4 p.m. ET
April 19 (Su)	at Missouri*		Columbia, Mo.	3 p.m. ET
April 22 (Wed)	at Eastern Kentucky		Richmond, Ky.	6:30 p.m. ET
April 24 (F)	ARKANSAS*	[ESPNU]	Lexington, Ky.	6 p.m. ET
April 25 (Sa)	ARKANSAS*		Lexington, Ky.	Noon ET
April 26 (Su)	ARKANSAS*	[SEC Network]	Lexington, Ky.	1 p.m. ET
April 29 (Wed)	LOUISVILLE	[SEC Network]	Lexington, Ky.	7 p.m. ET
May 1 (F)	at Ole Miss*		Oxford, Miss.	7 p.m. ET
May 2 (Sa)	at Ole Miss*	[SEC Wild Card]	Oxford, Miss.	5 p.m. ET
May 3 (Su)	at Ole Miss*	[SEC Bases Loaded]	Oxford, Miss.	1 p.m. ET
May 6-9 (W-Sa)	2020 SEC Softball Tournament	[SEC Network, ESPN]	Tuscaloosa, Ala.	TBA
May 14-17 (Th-Su)	NCAA Regionals	[ESPN, ESPN2, ESPNU, ESPN3]	Campus Sites	TBA
May 21-24 (Th-Su)	NCAA Super Regionals	[ESPN, ESPN2, ESPNU]	Campus Sites	TBA
May 28-June 3	2020 Women's College World Series	[ESPN, ESPN2]	Oklahoma City, Okla.	TBA

All times Eastern and subject to change; Home games in bold; * denotes SEC games; ^ denotes NFCA Lead-Off Classic (Clearwater, Fla.); # denotes Littlewood Classic (Tempe, Ariz.); % denotes Samford Tournament 2 (Homewood, Ala.); & denotes Perfect Game Inc. Florida Spring Invitational (North Orlando, Fla.).



RENEE ABERNATHY

#4 • L/L • OF • SOPHOMORE • SPRINGFIELD, ILL. (SACRED HEART GRIFFIN HS)

Freshman (2019): Earned her first-career start against Sam Houston State on Feb. 9 in the outfield ... Appeared as an outfielder in eight games ... Walked vs. Saint Louis in her one at bat of the Coach B Classic ... Earned her second-career start vs. Marshall on March 20 in RF.

Pre College: Coming off her junior year with Sacred Heart Griffin High School, where she hit .541 on the season with 11 doubles and 11 home runs, knocked in 60 and had 28 stolen bases ... Was first team All-State her junior and senior years, Central State 8 2016 Softball Player of the Year, and Academic All-Conference ... Also lettered for three years in volleyball, where she was first team All-Metro ... Has played catcher, outfield and first base



CAREER STATS

Year	Avg	GP	GS	AB	R	H	2B	3B	HR	RBI	TB	SLG%	BB	HBP	SO	GDP	OB%	SF	SH	SB	ATT	PO	A	E	FLD%
2019	.000	12	2	6	1	0	0	0	0	0	0	.000	2	0	4	0	.250	0	0	0	0	0	0	0	.000
TOTAL	.000	12	2	6	1	0	0	0	0	0	0	.000	2	0	4	0	.250	0	0	0	0	0	0	0	.000



GRACE BAALMAN

#3 • R/R • P • JUNIOR • HARDIN, ILLINOIS (CALHOUN HS)

Sophomore (2019): Became the first pitcher at Kentucky since 2012 to throw a one-hit complete-game shutout against a ranked team since 2012 in a 7-0 win vs. #14 Auburn ... Followed that up with another complete-game shutout vs. Auburn on Monday night to cap off a sweep ... Only allowed 21 earned runs in her last 59.1 innings of work in the circle ... Pitched a complete game shutout in the winner's bracket game vs. Virginia Tech of the 2019 NCAA Regionals ... Won game at #3 Alabama on April 26 and was starting pitcher in 3-2 win to clinch series on Sunday ... Pitched a complete game vs. Houston in a 13-1 win, not allowing an earned run in the game ... Gave up only one hit and no runs while striking out five against North Carolina in her first complete-game shutout of the season ... Then pitched another complete-game shutout vs. California in her next outing in the circle ... Threw a complete game at #11 South Carolina in a 5-1 series-clinching win over the Gamecocks, only allowing five hits and one run in the game ... Pitched two scoreless innings vs. Syracuse and Marshall ... Pitched 9.2 innings against Arkansas only allowing two runs, one earned and lost both games for the tough-luck losses ... Struck out a career-high nine batters at Arkansas on 3/29 in a 1-0 loss.

Freshman (2018): SEC Freshman of the Week (3/20) ... 2018 SEC All-Freshman Team ... Was the valedictorian of her high school, where she also participated in volleyball and marching band ... In her first-career start, threw a complete-game shutout at San Diego State, becoming the first player to do so since 2013 ... Had complete game performances through her first nine starts ... Allowed six earned runs on 11 hits in her first NCAA appearance, and only allowed more than three earned runs in three of her 28 appearances after. ... Set a new career high with eight strikeouts against SEMO on March 3 in John Cropp Classic ... Got her first SEC win in a 4-1 win over No. 8 LSU at John Cropp Stadium where she went the full seven innings, allowing just one run on five LSU hits ... Picked up her second-career ranked win in an 11-6 victory over No. 16 Alabama ... Pitched 14.0 innings vs. Georgia and only allowed four runs total, suffering two tough-luck losses ... Got her second top-10 win at Tennessee in a 9-8 extra-inning win ... Threw a complete-game shutout vs. Notre Dame in the 1-0 game of regionals. // HITTING: Had an RBI single up the middle in the seventh inning at Auburn for her first-career hit and her first-career RBI ... Gave UK a 1-0 lead over UGA with an RBI single in the fourth inning of game three for her third-career hit and second-career RBI.

Pre-College: She was ranked No. 1 in her class academically and sports a high ACT score as well – which is a point of emphasis in UK's recruiting philosophy. The 6'2" tri-sport athlete, has received All-State honors on the basketball court and All-Conference honors on the volleyball court. In the 2016 state championship semifinal game on the diamond, she set the single-game strikeout record with 39 strikeouts in 17 innings pitched. In 2016, Baalman led Calhoun High School to its second-straight Illinois state championship and set the single-season strikeout record with 589. She has been named First Team All-State and First Team All-Conference as well as Area Player of the Year all three years of high school. She was also named a MaxPrep All-American in 2016.



CAREER STATS

Year	ERA	W	L	App	GS	CG	SHO	CBO	SV	IP	H	R	ER	BB	SO	2B	3B	HR	BF	B/Avg	WP	HBP	BK	SFA	SHA
2018	2.72	14	9	31	20	10	3	0	1	136.1	136	65	53	48	98	27	3	9	597	.258	11	9	0	3	10
2019	2.72	10	10	34	22	10	4	1	0	141.2	131	77	55	66	102	25	5	22	636	.237	12	12	0	2	4
TOTAL	2.72	24	19	65	42	20	7	1	1	278.0	267	142	108	114	200	52	8	31	1233	.247	23	21	0	5	14
Year	Avg	GP	GS	AB	R	H	2B	3B	HR	RBI	TB	SLG%	BB	HBP	SO	GDP	OB%	SF	SH	SB	ATT	PO	A	E	FLD%
2018	.125	18	13	24	0	3	0	0	0	2	3	.125	1	0	7	0	.160	0	1	0	0	4	37	0	1.000
2019	.200	36	22	15	1	3	0	0	0	2	3	.200	2	0	4	0	.294	0	0	0	0	1	30	2	.939
TOTAL	.154	54	35	39	1	6	0	0	0	4	6	.154	3	0	11	0	.214	0	1	0	0	5	67	2	.973



JACI BABBS

#14 • L/R • OF • SOPHOMORE • STURGIS, KY. (UNION CO. HS)

Freshman (2019): Typically was UK's first pinch runner off the bench ... Appeared in four of the first five games on opening weekend, scoring two runs in that role ... Scored UK's only run in a 1-0 win over North Carolina as well as in UK's game vs. California ... Scored a run in 28 games this season - all in a pinch-running capacity ... Scored in every game of the NCAA Lexington Regional, in which UK advanced out of to move on the the Super Regional round.

Pre-College: Part of Union County High School's four-consecutive District championship teams ... In her HS career, is hitting .518 with an OBP of over .500 and 142 stolen bases. Last season alone, she hit .477 with 29 stolen bases and an OBP of over .500. ... Has been first team All-State, second team All-State, All-Region, All-District and a four-time Golden Glove Award winner ... Is the all-time career leader at Union Co. HS for batting average, stolen bases (career and single season) and hitting streak (24) ... Plays outfield, shortstop and second base



CAREER STATS

Year	Avg	GP	GS	AB	R	H	2B	3B	HR	RBI	TB	SLG%	BB	HBP	SO	GDP	OB%	SF	SH	SB	ATT	PO	A	E	FLD%
2019	.000	53	0	1	28	0	0	0	0	0	0	.000	0	0	0	0	.000	0	0	4	8	0	0	0	.000
TOTAL	.000	53	0	1	28	0	0	0	0	0	0	.000	0	0	0	0	.000	0	0	4	8	0	0	0	.000



TEKIYA GARR-CARTER

#00 • L/R • OF • SOPHOMORE • LEXINGTON, KY. (LAFAYETTE HS)

2019: Saw her first-career action vs. Houston in a pinch-running capacity ... Pinch ran in 10 games, and scored a run in five of them.

Pre-College: Led her high school to a district championship in 2014, 2016 and 2018. ... Hit .286 in her junior season with a .398 OBP ... Improved her average to over .340 in her senior season of high school ... All-State honorable mention in 2018 ... Lettered in basketball her sophomore, junior and senior seasons ... Earned four letters of softball ... Has five siblings.



CAREER STATS

Year	Avg	GP	GS	AB	R	H	2B	3B	HR	RBI	TB	SLG%	BB	HBP	SO	GDP	OB%	SF	SH	SB	ATT	PO	A	E	FLD%
2019	.000	10	0	0	5	0	0	0	0	0	0	.000	0	0	0	0	.000	0	0	0	1	0	0	0	.000
TOTAL	.000	10	0	0	5	0	0	0	0	0	0	.000	0	0	0	0	.000	0	0	0	1	0	0	0	.000



AUTUMN HUMES

#7 • R/R • P/UTL • SENIOR • BALD KNOB, ARKANSAS (HARDING UNIVERSITY)

Junior (2019): SEC Pitcher of the Week (3/12/19) ... SEC All-Tournament Team member ... Pitched a complete game vs. #23 James Madison without allowing an earned run in a 6-1 win over the Dukes ... Pitched 7.1 innings in relief in a 3-2, 14-inning series-clinching win at #3 Alabama ... Had a single vs. Oregon in a 12-3 win over the No. 19 Ducks ... Got the start in the circle vs. #5 Washington and #1 UCLA out at the Mary Nutter Classic, pitching admirably in both contests ... Won two games at the Coach B Classic, beating Southern Illinois and Murray State in the circle ... Went 1-0 at South Carolina, throwing a complete-game shutout on Friday night to secure a game-one win, and followed that up with a save on Sunday afternoon getting the final five outs in the game and win SEC Pitcher of the Week ... Pitched a complete-game shutout and a two-hitter in two separate games vs. Mississippi State. The Bulldogs got a run in the seventh to break her 19.2 consecutive-scoreless innings streak ... Picked up a win vs. Arkansas and a save at LSU ... Got a complete-game win vs. Auburn to secure the series win in game two of the set ... Complete-game shutout vs. Ole Miss in SEC Tournament quarterfinals.

Sophomore (2018): Threw a no-hitter in her first-career D1 start against North Dakota State in a 2-0 win, becoming the first-ever player to do that in UK history ... Three top-10 wins in the circle (LSU, A&M, Georgia) ... Earned her first-career save against Ohio on March 3 ... Picked up her fourth win of the season vs. SEMO, going 4.0 innings ... Set a new career high in strikeouts with five in home opener vs. Dayton ... Then broke that career-record by striking out nine Florida batters in a complete game performance - the only two other teams to strike out UF nine times this season are Michigan and Baylor ... Got her first-career SEC win over No. 8 LSU in a complete-game shutout performance in game two of the series to clinch the series ... Pitched all 12 innings in a 1-0 loss to #11 Auburn on a walk-off HR in the bottom of the 12th ... Hit her first-career HR vs. ECU ... Earned her second-career top-10 win at #9 Texas A&M in a five-inning relief outing.

Pre-College / Freshman Year with Harding University (DII, Arkansas): Humes joins the Wildcats from Harding University in Arkansas, where she went 33-3 in 2017 as a freshman in the circle with a 1.19 ERA in 49 games. She also was stellar at the plate, hitting at a .346 clip with 24 runs scored, seven home runs and 53 runs batted in. She was named the national DII Freshman of the Year in addition to being named as part of the NFCA's Second Team All-America for the DII level. Humes was the Great America Conference Freshman of the Year and three-time conference Pitcher of the Week. She was named All-League both defensively as a pitcher (first team) and offensively (second team) as a hitter - all whilst winning the conference MVP award. A native of Bald Knob, Arkansas, Humes played her travel ball for the Arkansas Heat Gold and Texas Glory-Ratliff. While in high school, she hit a career .520 with over 150 runs scored, 31 home runs, 190 RBI and 22 triples. As a pitcher in high school, she had a four-year ERA of 0.70 in 264+ innings and 89 wins in the circle.



CAREER STATS

Year	ERA	W	L	App	GS	CG	SHO	CBO	SV	IP	H	R	ER	BB	SO	2B	3B	HR	BF	B/Avg	WP	HBP	BK	SFA	SHA
2018	3.26	9	7	25	16	7	3	0	1	103.0	98	55	48	34	72	19	3	11	439	.251	5	6	0	0	9
2019	3.22	15	11	33	23	12	3	0	2	150.0	156	81	69	38	84	29	2	19	647	.264	5	9	0	3	7
TOTAL	3.24	24	18	58	39	19	6	0	3	253.0	254	136	117	72	156	48	5	30	1086	.259	10	15	0	3	16
Year	Avg	GP	GS	AB	R	H	2B	3B	HR	RBI	TB	SLG%	BB	HBP	SO	GDP	OB%	SF	SH	SB	ATT	PO	A	E	FLD%
2018	.217	21	10	23	2	5	2	0	1	1	10	.435	2	0	7	0	.280	0	0	0	0	8	21	1	.967
2019	.190	41	26	42	3	8	1	0	0	3	9	.214	2	0	6	1	.227	0	0	1	1	10	39	2	.961
TOTAL	.200	62	36	65	5	13	3	0	1	4	19	.292	4	0	13	1	.246	0	0	1	1	18	60	3	.963



LAUREN JOHNSON

#9 • L/R • UTL • JUNIOR • OWENSBORO, KY. (DAVIESS HS)

(2019) Sophomore: UK's leading hitter in the last 10 games (.478 batting average) ... Ended the season on a career-high 10-game hitting streak ... UK's leading hitter in the Lexington Regional with a .500 average, 5 hits, 2 runs scored, 4 RBI, a double and a triple ... Had a hit in five of the first six games of the season, resulting in her bolting up to No. 2 in the batting order ... 12 multi-hit games ... Hit a lead-off home run vs. No. 3 Oklahoma to begin the Elite Invitational in the top of the first inning ... Had a double and knocked in UK's only run in a win over North Carolina ... Was UK's leading hitter at the Mary Nutter Collegiate Classic, batting .600 on the weekend with five runs scored, six hits, three doubles two RBI and a pair of walks ... Scored a career-high three runs vs. Bethune-Cookman in UK's win over the BCU Wildcats ... Had two hits, two runs and a walk drawn in UK's 14-4 win over Murray State ... Hit her second home run of the season in UK's Friday night win over #11 South Carolina ... Hit a home run vs. Mizzou ... Hit her first triple of the season vs. NKU on April 9 ... Had two doubles and an RBI single at Louisville in her second-career three-hit game and first of the season ... Had an RBI vs. Alabama in the SEC Tournament semifinals.

(2018) Freshman: Had doubles against Cal State Fullerton and Purdue and came around to score on both of them ... Recorded hits in 17 games ... Scored a run in 17 games, including four in a row ... Had her first-career multi-hit game at San Diego State ... Her 22 walks were third on the team ... Had an RBI against Louisville in the Battle of the Bluegrass ... Went 2-for-3 with three RBI vs. Middle Tennessee State ... Hit her first-career HR vs. Arkansas at the SEC Tournament.

Pre-College: One of three Kentucky natives to sign with the Wildcats in this period, coming out of Owensboro, Kentucky. Johnson is a 5'5" shortstop and utility player who projects to be a threat at the top of the batting order for UK in the future. In 2015, she was named Region Three Player of the Year and Tournament MVP. She led Daviess County to the state tournament, winning their region for the first time in her time with the school. Johnson had her best season in 2016, where she hit .568 with 79 RBI and was named First Team All-State. For the second-consecutive season, she led her team to the state tournament, was named the Region 3 Player of the Year whilst being honored as an All-State Tournament Team representative. She was also All-State Academic in Kentucky, where she will continue to hold strong UK's academic reputation.



CAREER STATS

Year	Avg	GP	GS	AB	R	H	2B	3B	HR	RBI	TB	SLG%	BB	HBP	SO	GDP	OB%	SF	SH	SB	ATT	PO	A	E	FLD%
2018	.242	56	38	99	20	24	2	1	1	17	31	.313	22	4	23	0	.394	2	0	6	9	14	3	0	1.000
2019	.345	59	56	148	39	51	14	2	3	21	78	.527	21	1	22	0	.429	0	3	6	8	27	0	2	.931
TOTAL	.304	115	94	247	59	75	16	3	4	38	109	.441	43	5	45	0	.414	2	3	12	17	41	3	2	.957



KAYLA KOWALIK

#99 • L/R • UTL • SOPHOMORE • NEW BRAUNFELS, TEXAS (JOHN PAUL II HS)

2019 (Freshman): SEC All-Freshman Team ... Set the record for OBP of a freshman at UK ... SEC Freshman of the Week (3/4/19) ... SEC Freshman of the Week (3/19/19) ... Had a 27-game reached-base streak, the most since Brittany Cervantes in 2011, snapped vs. LSU ... Was UK's breakout freshman on opening weekend, hitting .500 to lead all Wildcats ... Hit .556 to lead all UK players vs. Auburn with five hits in nine official at bats and three RBI ... Hit .500 vs. Mississippi State on the weekend, including the game-tying triple in the bottom of the sixth to complete UK's 6-run comeback in a 9-8 win to clinch the series ... A speedy catcher who can both slap and hit - and did both for base hits ... Had three hits vs. Sam Houston State and also RBI at Houston and vs. Oklahoma State in the seventh inning ... Moved up to lead-off after UK's sixth game of the season, and went 3-for-3 vs. Hofstra in her first game in that role ... Led all UK players by hitting .700 at the Coach B Classic ... Against Murray State alone, she set a new career high with three runs scored, four hits, two extra base hits and four runs batted in during Kentucky's 14-4 win over Murray State ... Team-high and career-high 10-game hitting streak was snapped vs. MSU on March 15 ... Stole a base in each game vs. LSU and also scored the game-winning run on an RBI single up the middle in the fifth inning.

Pre-College: Dual-sport athlete, having shined in both softball and volleyball – where she has been named All-State in both sports. She also lettered in track and field and was a state finalist in the 4x400m relay back in 2015 ... Last season, she hit .524 with a .618 OBP, 28 RBI and 34 stolen bases for St. John Paul II Catholic HS where she helped lead them to a District championship ... Has been a part of the 2015, 16 and 17 District champion team in softball, State champions in 2015 and 2016, State runner's-up in 2017 and volleyball State finalists in 2016 ... Was first team All-District in 2015, 16 and 17; First Team All-State in 2015, 16 and 17 – as well as State All-Tournament Team for three years ... Plays catcher, outfield and first base



CAREER STATS

Year	Avg	GP	GS	AB	R	H	2B	3B	HR	RBI	TB	SLG%	BB	HBP	SO	GDP	OB%	SF	SH	SB	ATT	PO	A	E	FLD%
2019	.357	60	59	185	49	66	8	5	0	25	84	.454	29	3	22	0	.452	0	2	14	17	102	7	2	.982
TOTAL	.357	60	59	185	49	66	8	5	0	25	84	.454	29	3	22	0	.452	0	2	14	17	102	7	2	.982



ALEX MARTENS

#33 • L/R • INF • SENIOR • McHENRY, ILL. (McHENRY WEST HS)

2019 (Junior): NFCA Second Team All-Region ... 16 multi-hit games, including eight of the last 25 games ... Game-winning hit to secure series win at #3 Alabama in the top of the 13th inning on Sunday in rubber game ... Had the crucial three-run triple (the first triple of her career) vs. James Madison in the top of the fifth inning to give UK the win over the No. 23 Dukes ... Had a career-high tying 5-RBI game vs. James Madison in St. Pete/Clearwater ... Also had RBI in the Regional Final vs. Virginia Tech ... Had her fifth two-hit game of the season vs. California at the Mary Nutter Collegiate Classic ... Hit a home run in the Wildcats win over Saint Louis, her fourth long ball of the season ... Led UK in hitting .556 on SEC Opening Weekend at #11 South Carolina with five hits, two runs, a triple, HR and six RBI ... Drove in the winning run vs. Mississippi State on March 17 to clinch a sweep of the Bulldogs ... Hit a solo HR at Louisville ... Had a three-run HR vs. Auburn in game two to seal a series win over the Tigers ... Hit her second grand slam of the season vs. ECU in a 10-2 win over the Colonels ... One of UK's best players on opening weekend, going 6-for-14 with six RBI and two runs scored ... Hit a home run in the Wildcats' 13-1 win against Houston.

2018 (Sophomore): CATSPY Finalist for 2017 Performance of the Year for her NCAA Regional Performance ... Had a hit in 37 games this season, including 10 multi-hit games ... Ended the year on a career-high 13-game hitting streak ... One of the most mentally tough players on the team ... Had a three-RBI game in the season opener against New Mexico State ... Plated a run in 23 games, including 16 of the last 36 games ... Hit a three-run HR vs. Ohio in the John Cropp Classic ... Hit her third HR of the season off of Alesha Ocasio (FL) ... Hit her fourth HR of the season off Carley Hoover in the bottom of the first inning in game one of the series, which ended up being the winning run of the game ... Had the game-winning RBI double in the top of the sixth inning to give UK a 3-2 win at No. 9 Texas A&M ... Had two home runs in UK's win at #6 Tennessee - including the game-tying long ball in the top of the seventh, and then her fifth RBI of the game was the game-winning groundout to the right side in the eighth inning ... Had four hits, four runs scored, a home run and three RBI in the NCAA Lexington Regional this season.

2017 (Freshman): SEC All-Freshman Team ... 2017 NCAA Lexington Regional MVP ... Led the team with 13 doubles ... Hit .714 in the NCAA Regional with a key HR and five RBI's ... All doubles came in non-conference play except two (at Mizou in Sunday's 10-8 win, at Miss St. in Sunday's win) ... Had a team-high 17-game on-base streak going, the highest of any UK player this season until it was snapped in game three vs. Arkansas on March 25 ... One of the most mentally tough and smartest freshman that Rachel Lawson has ever coached ... Plays a great second base, replacing Katie Reed - who moved to SS in the offseason ... Had 50+ hits on the season including 12 multi-hit games ... Hit a walk-off, game-winning HR on Opening Day in UK's first game of the season against Florida A&M in Orlando, Florida at the UCF Invite ... Has five different two-RBI hits on the season (in games against FAMU, Oregon, Drexel, Mississippi State, Illinois) ... Hit lead-off for the first time in her career vs. Kent State at the John Cropp Classic, but will typically bat

third or fourth in the order ... Hit a home run at Georgia in game three ... Had a two-out, two-RBI single to score the game-winning runs vs. Arkansas in game two - that was her first-career four-RBI game ... Went 3-for-4 against Indiana for her first-career three-hit game ... Against IU had two singles and a double and scored three runs in the game, also a career high ... Had the game-winning RBI double in the 11th vs. Mississippi State on Sunday with two outs.

High School: Second basemen and shortstop Alex Martens joins the Wildcats out of McHenry West High School in McHenry, Ill., representing the first player to sign with UK from the Prairie State since Lauren Cumbess (Nomal, Ill.) in 2011. Martens, who bats left and throws right, is hitting at a .532 clip in her last 69 games played with a .587 on-base percentage. She's knocked in 82 runs and scored 83 times, while collecting 118 base hits. She is ranked as a top-60 player nationally by FloSoftball.com and is coming off a junior campaign where she hit .546 with eight homers and 51 RBI. Martens was ICA All-State First Team, Northwest Area All-Area, conference and regional champions, a member of the Chicago Bandits All-Star team, named to the Fox Valley All-Conference team as well as earning a nomination for the Gatorade Player of the Year. She is a multi-sport athlete for McHenry High School, also playing volleyball on the varsity team each of the last two seasons.



CAREER STATS

Year	Avg	GP	GS	AB	R	H	2B	3B	HR	RBI	TB	SLG%	BB	HBP	SO	GDP	OB%	SF	SH	SB	ATT	PO	A	E	FLD%
2017	.295	58	58	176	14	52	13	0	4	30	77	.438	18	2	17	0	.365	1	2	0	0	101	97	13	.938
2018	.313	56	53	147	27	46	10	0	8	38	80	.544	24	3	13	2	.415	2	3	0	0	90	83	2	.989
2019	.310	60	60	187	22	58	9	2	13	66	110	.588	17	3	28	1	.373	2	2	1	1	89	108	5	.975
TOTAL	.306	174	171	510	63	156	32	2	25	134	267	.524	59	8	58	3	.383	5	7	1	1	280	288	20	.966



MALLORY PEYTON

#13 • R/R • INF • JUNIOR • MADISONVILLE, KY. (MADISONVILLE HS)

(2019) Sophomore: Hit a three-run home run vs. Oklahoma State to put the Wildcats up 5-1 in the fourth inning ... Hit four HR's at the Elite Invitational, leading all players ... Hit 13 HR's on the year, tied for second on the team behind Abbey Cheek ... Hit 3 HR's vs. Texas Tech in final weekend of regular season ... Led the Elite Invitational in HR's (4), RBI (12), Slugging (1.313) and total bases (21) ... Has been on base in every game but 11 this season ... Has 19 extra-base hits this season ... Has passed her entire season HR total in 2018 ... 12 multi-RBI games this season ... Stole her first-career base at South Carolina on March 8 in a 5-0 win ... Hit her eighth home run of the year vs. Arkansas ... Hit a huge two-run double on a 13-pitch at bat vs. Ole Miss in the SEC Tournament quarterfinals.

(2018) Freshman: SEC Freshman of the Week (5/7/18) ... Has come in and really added some pop to the UK lineup with her power and ability to give a good at bat ... Went 5-9 in the NCAA Lexington Regional - her first taste of the postseason ... In the regional, she had five hits, two runs scored, four RBI and an extra-base hit ... Hit her first-career home run at the Diamond 9 Citrus Classic in Orlando to tie the game at 1-1 vs. Duke in the third inning ... Hit home runs in game one and three at #9 Texas A&M ... Has scored a run in 15 games, and reached base safely in 20 of the last 32 games she has appeared in ... Had eight RBI vs. South Carolina, including two home runs ... Hit her first-career Grand Slam vs. South Carolina on Friday and had a three-run blast in game two to clinch the series win and UK's spot in the SEC Tournament ... Had back-to-back games with an RBI against Duke and Bradley ... Hit two HR on the same day in UK's DH vs. SEMO and Ohio for her first and second career long balls at John Cropp Stadium ... Was on a four-game hitting streak, a career best, before UK was no-hit by Kelly Barnhill on March 9 ... Was the Battle of the Bluegrass MVP with a career-high tying three RBI in UK's win over Louisville ... Had an extra-base hit in all three games at #9 Texas A&M.

Pre-College: Five-foot-six power-hitting Mallory Peyton will make the short three-hour trip east from Madisonville, Kentucky to join the Wildcats infield rotation. She has a 3.97 unweighted GPA in addition to a high ACT score in the classroom. She led Madisonville to three-straight state tournament appearances and played a major role in helping the team set the single-season state home run record, with 63 bombs in 2015. Peyton had an outstanding season in 2016 where she was named Region Two Player of the Year, NFCA Second Team All-Region and First Team All-State for the third year in a row. Her outstanding offensive season was capped off with a .512 batting average, while notching 62 hits, 22 doubles and 18 home runs. She led Madisonville North Hopkins High School to finishing third at the state championship a year ago.



CAREER STATS

Year	Avg	GP	GS	AB	R	H	2B	3B	HR	RBI	TB	SLG%	BB	HBP	SO	GDP	OB%	SF	SH	SB	ATT	PO	A	E	FLD%
2018	.260	52	36	96	22	25	6	0	7	27	52	.542	10	2	28	0	.339	1	5	2	4	112	11	1	.992
2019	.243	59	59	152	30	37	7	0	13	40	83	.546	20	13	40	0	.372	3	6	2	2	399	6	10	.976
TOTAL	.250	111	95	248	52	62	13	0	20	67	135	.544	30	15	68	0	.360	4	11	4	6	511	17	11	.980



MEGHAN SCHORMAN

#26 • R/R • P • SOPHOMORE • HAZELWOOD, MO. (MARQUETTE HS)

Freshman (2019): Joined Grace Baalman and Katie Henderson as the only two UK pitchers to throw a complete-game shutout in their first-career start as she shutout Sam Houston State on Feb. 9 in a 6-0 win ... Pitched two scoreless innings in the Lexington Regional vs. Toledo ... The fastest-throwing freshman that UK has ever had under Rachel Lawson (pitches reach as high as 67/68mph) ... Had nine strikeouts vs. Sam Houston State - the most for any UK freshman in her first-career start ... Pitched UK to its first top-25 win of the season over No. 19 Oregon at the Elite Invitational ... Pitched two innings of relief vs. #5 Washington, only surrendering two hits ... Earned her first-career win in the SEC on March 10 at #11 South Carolina, pitching 5.1 innings only allowing one Gamecock run, and striking out three batters ... Picked up the win in UK's 9-8 comeback win over Mississippi State, as she won each of her first two SEC appearances ... Started vs. Texas Tech in final regular season game.

Pre-College: Lettered three time in softball with her high school team, Marquette Catholic ... Helped lead her team to a regional title in 2018 ... Broke the school record with 36 wins in the circle during the 2018 season ... First and Second Team All-Conference in her time with Marquette Catholic ... Telegraph News Player of the Year and the Riverbender News ... First Team All-Metro



CAREER STATS

Year	ERA	W	L	App	GS	CG	SHO	CBO	SV	IP	H	R	ER	BB	SO	2B	3B	HR	BF	B/Avg	WP	HBP	BK	SFA	SHA
2019	3.48	5	2	21	8	1	1	1	1	52.1	46	29	26	33	46	6	0	5	242	.234	9	9	0	2	1
TOTAL	3.48	5	2	21	8	1	1	1	1	52.1	46	29	26	33	46	6	0	5	242	.234	9	9	0	2	1




TATUM SPANGLER

#5 • L/L • P/INF/OF • SOPHOMORE • HENDERSON, NEV. (CORONADO HS)

Freshman (2019): Can play any position on the field but catcher ... Started her first-career game vs. Sam Houston State as a first baseman ... Her first-ever plate appearance was in a pinch-hit capacity with UK trailing 6-5 in the bottom of the 8th and two outs vs. Illinois in her first NCAA game because Alex Martens had been ran for 2x and was not eligible to re-enter ... Scored a run in NCAA Regionals in a pinch-running role ... Pitched her first-career complete game on March 12 in a 9-1 win over Miami (OH) ... Hit a walk-off single to give UK an 8-0 win over Hofstra for her first-career hit and RBI ... Started UK's win against St. Louis, as she pitched three scoreless innings, only allowing two hits in her first-career start and win in the circle ... Earned her first-career SEC start as an outfielder vs. Mississippi St. ... Pitched her first-ever complete-game shutout vs. NKU on April 9.

Pre College: Named Nevada Softball Gatorade Player of the Year in 2018, Las Vegas Sun Female Athlete of the Year in 2018 and her high school Female Athlete of the Year in 2018 ... Has been named a team captain the past two seasons, and was named first team All-State the last 3 years and second team her freshman year ... She was the season MVP of her high school for the last 2 years and was the Nevada Preps Softball Player of the Year in 2018 and the Nevada Preps ... Pitcher of the Year for the Sunrise Region in 2018 and 2017. Earning her a spot on the MaxPreps High School All American 1st Team in 2018 ... Also lettered in volleyball her senior year and played her sophomore and freshman years, where she was the offensive MVP her freshman season ... She was team captain for volleyball and named the Coronado Cougar Award and led her team to a second-place finish at the Sunrise League Championships.



CAREER STATS

Year	ERA	W	L	App	GS	CG	SHO	CBO	SV	IP	H	R	ER	BB	SO	2B	3B	HR	BF	B/Avg	WP	HBP	BK	SFA	SHA
2019	3.73	4	1	10	4	2	1	1	0	20.2	20	11	11	12	17	4	1	0	99	.238	4	3	0	0	0
TOTAL	3.73	4	1	10	4	2	1	1	0	20.2	20	11	11	12	17	4	1	0	99	.238	4	3	0	0	0
Year	Avg	GP	GS	AB	R	H	2B	3B	HR	RBI	TB	SLG%	BB	HBP	SO	GDP	OB%	SF	SH	SB	ATT	PO	A	E	FLD%
2019	.188	41	9	16	8	3	1	0	0	3	4	.250	1	0	4	0	.222	1	1	0	0	17	3	3	.870
TOTAL	.188	41	9	16	8	3	1	0	0	3	4	.250	1	0	4	0	.222	1	1	0	0	17	3	3	.870



LARISSA SPELLMAN

#30 • R/R • RHP • SENIOR • BUTLER, N.J. (BUTLER HS)

Junior (2019): 2019: Pitched her first-career complete-game shutout vs. Hofstra on Feb. 15 ... Went the distance without allowing any runner to reach past second base ... In the game, she had two strikeouts, two walks and only allowed three hits ... Got the start vs. Bethune-Cookman and did not allow a run in her 2.0 innings of work ... Had a season-high three strikeouts vs. Bethune-Cookman in her two innings in the circle ... Pitched vs. Syracuse for three scoreless innings, earning the win vs. the Orange without allowing a walk ... Got the start in the rubber match vs. Ole Miss.

Sophomore (2018): Started three games, vs. New Mexico State, SEMO and against Harvard ... Pitched against Florida, and threw a clean seventh inning in the series opener on Friday night ... Threw a perfect inning of relief in the seventh at Auburn in a 3-1 game.

Freshman (2017): A freshman pitcher for UK, who has given the Wildcats solid innings in the circle all season ... Earned her first-career win against Florida A&M, where she threw 6.2 innings and allowed no runs while striking out three in a 3-0 win ... Threw the 8th, 9th, 10th and 11th innings vs. Mississippi State in the regular season finale to earn her first-career SEC win ... Threw three shutout innings against UC-Davis at the Mary Nutter Classic ... Has only issued more than three walks in one outing this season ... Threw 4.2 shutout innings vs. Evansville, only allowing one hit in a 4-1 win ... Earned the start in game two of the series with #22 Arkansas ... Went 3.1 innings in her last start at Northern Kentucky on March 29, allowing one run on one hit.

Pre-College: Had 45 hits, 21 RBI and over a .440 batting average in her season season with Butler High School in Butler, N.J. ... Also was tremendous in the circle, throwing 175.1 innings with 364 strikeouts ... Helped lead Butler HS to the 2016 Country Championship, Section Championship and they were also the New Jersey state runners-up as well ... Hit above .330 in all four years of her high school career ... Also lead Butler HS to County and Section titles in 2014 in addition to being state runners-up ... Was MVP of the Morris Co. Finals in 2015 and 2016 in addition to the Morris Co. Player of the Year in 2015 and 2016.



CAREER STATS

Year	ERA	W	L	App	GS	CG	SHO	CBO	SV	IP	H	R	ER	BB	SO	2B	3B	HR	BF	B/Avg	WP	HBP	BK	SFA	SHA
2017	3.17	2	2	21	10	0	0	3	0	46.1	45	28	21	33	29	5	1	2	222	.245	5	2	0	0	3
2018	9.33	0	0	8	3	0	0	0	0	12.0	18	18	16	12	6	3	0	5	66	.375	1	2	0	2	2
2019	2.71	2	0	9	3	1	1	1	0	20.2	18	11	8	19	13	4	1	2	100	.228	5	1	0	1	0
TOTAL	3.99	4	2	38	16	1	1	4	0	79.0	81	57	45	64	48	12	2	9	388	.260	11	5	0	3	5



BAILEY VICK

#2 • L/R • OF • SENIOR • PADUCAH, KY (MCCRACKEN CO. HS)

* 2018 CoSIDA Academic All-American

2019 (Junior): Scored the walk-off run on her 21st birthday against Miami (OH) on March 12, capping a 2-for-2 night at the plate with two runs scored and a season-high 3 stolen bases ... Reached base in two of the three NCAA regional games, including her first extra-base hit of the season on an infield double ... Started three of the five games on opening weekend, notching a hit against Sam Houston State ... Went 1-for-1 with an RBI against Utah ... Registered hits in back-to-back games at the Mary Nutter Classic vs. #5 Washington and Bethune-Cookman ... Scored two runs in UK's win over Saint Louis and had two stolen bases in the game, as well ... Had four separate two-game hitting streaks and a three-game hitting streak this year ... Had two hits vs. Louisville, including a key hit in the top of the seventh to help tie the game ... Went 2-for-2 vs. Ole Miss in the SEC Tournament vs. Ole Miss.

2018 (Sophomore): Nominated for 2018 Rookie of the Year at the CATSPY Awards ... 2018 CoSIDA Academic All-District and All-America (1st team) ... 2018 NFCA All-Southeast Region (3rd Team) ... Was the leader in the SEC with a .633 batting average through three weeks of play ... Co-led the team with 17 stolen bases ... Went 9-for-9 on Feb. 24 in UK's games against Bradley and Harvard with an on-base percentage of 1.000 that day ... Had a hit in all but 11 games this year and had a career-high seven-game hitting streak ... Had a career-high four-hit game in UK's 5-0 win at San Diego State ... Hit .500 at the Citrus Classic in Orlando ... Scored a run in 17 games this season, including seven multi-run scoring games ... Had a career-high three-RBI day vs. Indiana on March 14 in a 15-2 win over the Hoosiers ... Has two multi-stolen base games (Bradley, IU) ... Scored a career-high 3 runs vs. Alabama in UK's 11-6 win.

2017 (Freshman): SEC All-Freshman Team ... SEC All-Defensive Team (LF) ... SEC Freshman of the Week (4/25) ... SEC Freshman of the Week (5/2) ... Multi hits in six of the last 13 games ... Is one of the speediest slappers that Kentucky has ever had ... Rachel Lawson said on media day that "Bailey Vick is as fast as Sylvester Samuel" ... Very good at the slapping game and keeping the ball down ... Has nine doubles this season, including an infield double ... Her nine doubles lead are second on that category ... A brilliant student in the classroom, 4.0 GPA ... Has 59 total bases with nine walks all season ... Has four RBI singles in four different games, including against No. 7 Oregon ... Got her first SEC hit at Georgia in game three ... Had a hit in two of the three games vs. Arkansas and in the next game at Northern Kentucky ... Had a multi-hit game against No. 24 Ole Miss in game three of the series ... Has hits in 10 of the last 14 games ... Had six hits in UK's series vs. Mizzou, with an RBI, a double, and scoring three runs.

Pre-college: Six years of varsity softball ... 2013, 14 and 15 KHSAA Academic All-State ... 2013 and 15 All-District Teams ... 2014 and 15 District Champions ... 2014 KHSAA State Runners-up ... 2015 KHSAA State Champions ... 2015 Forcht Bank All-Around Excellence Winner ... 2015 Second Team All-State for Kentucky ... 2015 East-West All Star ... 4.0 GPA ... AP Scholar ... Governor's Scholar.



CAREER STATS

Year	Avg	GP	GS	AB	R	H	2B	3B	HR	RBI	TB	SLG%	BB	HBP	SO	GDP	OB%	SF	SH	SB	ATT	PO	A	E	FLD%
2017	.321	58	58	156	21	50	9	0	0	8	59	.378	10	6	32	0	.384	0	8	10	16	26	0	0	1.000
2018	.357	55	54	157	27	56	1	0	0	11	57	.363	10	1	31	0	.399	0	1	17	19	50	4	2	.964
2019	.205	56	52	117	23	24	1	0	0	6	25	.214	8	2	14	0	.268	0	3	10	12	86	3	2	.978
TOTAL	.302	169	164	430	71	130	11	0	0	25	141	.328	28	9	77	0	.358	0	12	37	47	162	7	4	.977



NEWCOMERS



#25 Emmy Blane
INF // Hopkinsville, Ky.

#24 Emma Boitnott
OF // Normal, Ill.




- Extra Innings No. 8 nationally-ranked player
- 2017 Kentucky New Era Player of the Year
- Christian Co. HS leader in doubles (68), runs scored (212) walks (97)
- Four time All-Region, five time All-District, three time All-State
- Hit .420 her junior season with 12 doubles, 16 home runs and 64 RBI
- 4.3 GPA, third in graduating class, first team Academic All-State (2017, 2018), National AP Scholar

- Graduated from Normal Community West HS, where she was First Team All-Big XII
- Pantagraph All-Star Game MVP
- 2016 State Runner-Up, Regional Champions, Sectional Champions and Super-Sectional Champs
- Winner of the Big XII Conference
- Also lettered in tennis



NEWCOMERS



#44 Gabi Deters
INF // Bowling Green, Mo.

- Extra Innings No. 41 nationally-ranked player
- Four time EMO first-team All-Conference, first team All-District, first team All-Region member and Silver Slugger Award
- Three time member of the All-State first team
- 2017-2018 Gatorade Player of the Year
- Also was All-Conference and All-District as a basketball player for Bowling Green HS
- In her senior year, hit .430 with 11 home runs, 28 RBI, 50 runs scored, 31 walks and 13 stolen bases
- Team won back-to-back state championships in her time with the school



#17 Sloan Gayan
P/UTL // Ottawa, Ill.

- Northern Illinois Big 12 All-Conference in 2016, 2017 and 2018
- Northern Illinois Big 12 Co-MVP in 2018
- IHSA first team 3A All-State in 2017 and 2018 seasons
- Junior year she went 20-5 in the circle with a 1.24 ERA and three saves. Offensively, she hit .479 with 46 RBI, 10 doubles, three triples and six home runs.
- Varsity basketball player for three years, and was Big 12 All-Conference in 2017-18.
- 3.97 GPA, National Honor's Society member, ranked in the top 40 in her class of 330+.



NEWCOMERS



#34 Cassie Lindmark
INF // Lyons, Ill.

- Extra Innings No. 72 nationally-ranked player
- Freshman year and sophomore year was named All-Conference
- Named All-Conference and All-State in her sophomore year
- In her junior campaign she was All-Area and winner of the Golden Glove
- Helped lead her team to a Regional and Sectional championship her junior season. In her sophomore year, the team was fourth at the state tournament and Regional, Sectional and Super Sectional champions.
- Last year hit .465 with a .543 on-base percentage and slugged at a .768 clip.
- President of the school Science Club her junior and senior years, as well as winning the Leadership Award in her freshman year.



#19 Rylea Smith
Of // St. Louis, Mo.

- Conference Player of the Year for her high school
- First team All-District, first team All-Region, second team All-State
- Led her high school to a state championship in 2018 with a .526 batting average. She hit .500 and above in all four years.
- Was also a track athlete in high school, winning All-State honors
- Plans on majoring in International Studies or Modern and Classical Languages, Literature and Culture



NEWCOMERS



#1 Miranda Stoddard
P/UTL // Anaheim, Calif.

- Extra Innings No. 59 nationally-ranked player
- Was the MVP of her high school team in her freshman season and was second team All-League.
- In her sophomore year, she was named All-League and third team All-County.
- Last season, she had a sub-two ERA and struck out 100 batters. Offensively she had a .333 average and hit five home runs.
- Helped lead her high school team to a league championship in her freshman year and CIF qualification in her freshman and sophomore years.
- Family is extremely athletic; Dad was a water polo player and swimmer at California and three different uncles competed at the Air Force Academy (water polo), Long Beach State (football) and Oregon State (football).



RACHEL LAWSON

HEAD COACH - 13TH SEASON - ALL-TIME WINNINGEST HEAD COACH AT UK

When Rachel Lawson was named head coach of the University of Kentucky softball team in July 2007 she saw a program poised for success. She knew athletics director Mitch Barnhart and the rest of UK’s administration would give her unwavering support, and most importantly she knew the Big Blue Nation would provide the home-field advantage necessary for her team to compete in the Southeastern Conference.

Entering her 13th season as UK’s head coach in 2020, Lawson’s vision for the UK softball program has become a realization. The winningest head coach in program history has not only lead UK to its first-ever appearance in the Women’s College World Series, seven NCAA Super Regionals the last nine seasons, including a program-best 50 wins in 2014, but UK’s administration come through on their promise and commitment to softball by providing Lawson with one of the nation’s greatest collegiate softball facilities in the \$9.5 million John Cropp Stadium.

She became the first coach in program history to eclipse 400 wins at Kentucky against Utah on Feb. 15 in a 13-2 win over Utah at the inaugural ESPN St. Pete/Clearwater Elite Invitational Presented by Wilson.

In 2014, Lawson guided Kentucky to the Women’s College World Series behind 50 wins. The Wildcats also set single-season records in at-bats, runs scored, doubles, home runs, RBI, total bases, walks, fielding percentage, putouts, lowest ERA and strikeouts. UK, which advanced to the program’s first SEC Tournament Championship, started the season with a program-best 12 straight wins.

Six of the last seven seasons, Lawson has led the Wildcats to a national seed in the NCAA Tournament. The school’s first-ever national seed was in 2013 - and UK hosted an NCAA Regional for the first time ever. Kentucky, which has made the NCAA Tournament each of the last 11 seasons, is one of just 18 schools nationally to claim that honor.

In 2019, Kentucky had one of its best offensive seasons ever – setting the school record for runs scored, batting average, on-base percentage, slugging and trying the program best with 71 home runs. Abbey Cheek was named the 2019 SEC Player of the Year, becoming the first player under Lawson to win a conference Player of the Year honor. Additionally, UK made its third-straight NCAA Super Regional and swept its way through the Lexington Regional for a third-straight season.

She guided the Wildcats to a run-rule sweep of the 2018 NCAA Lexington Regional, as the Wildcats became just the third team in NCAA history to run rule all three games of a regional. Kentucky beat Illinois-Chicago 10-1 in the opening round, shutout Notre Dame 10-0 in the 1-0 game and then ended the weekend with a 9-1 win over the Fighting Irish to book UK’s sixth ticket to the NCAA Super Regionals.

Lawson helped guide Kentucky to its best regular season in program history in 2016, winning 43 games in the regular season, ending with a No. 9 national seed in the NCAA Tournament, a new program best. The Wildcats earned the right to host the NCAA Tournament for the third time in the last four seasons at John Cropp Stadium in Lexington. Lawson was named the 2016 SEC Coach of the Year, and joined Kelsey Nunley (SEC Pitcher of the Year) as the first two Kentucky winners of those awards.

The 2016 team finished with some of the best pitching numbers in program history, setting school records in the circle for lowest team ERA (1.71), lowest opponent batting average (.191), fewest runs allowed (130), fewest earned runs allowed (98), fewest hits allowed (280) and fewest doubles allowed (44)

Lawson has won 524 career games at the head of the dugout and has coached four National Fastpitch Coaches Association All-Americans in the last 10 years. Abbey Cheek became the first unanimous All-American in program history in 2019 after the most prolific offensive season in Kentucky annals. In 2016, senior pitcher Kelsey Nunley became the second All-American in program history (Molly Johnson, 2nd Team), and the first to be named to the First Team. That was followed by Katie Reed in the 2018 season, who was named to the third team.



Now sitting at 524-360 in her 12 seasons at Kentucky, Lawson is the winningest head coach in school history and already has more wins in SEC play than UK had all told as a program when she took over in 2007. UK finished the 2014 season ranked sixth in both national listings for its best final ranking ever. In 2013, Kentucky was ranked in the top 14 of both collegiate softball rankings for the second time in school history with nine wins over ranked teams. In her 12 seasons at Kentucky, Lawson has defeated over 100 ranked foes, including 53 wins vs. top-10 teams and 29 against top-five teams.

Lawson’s 2013 squad set the stage for the 2014 run to the Women’s College World Series, setting several school records, including a then-program record 41 wins. All told, Lawson has directed the Wildcats to 30 or more victories in 11-straight seasons, which also resonates as a program record. In her 12 years with Kentucky, Lawson has helped UK players earn 50 All-SEC honors and 29 SEC Player of the Week honors.

Lawson’s impact on the UK program is obvious, but her ability to develop players sometimes gets overshadowed by her impressive credentials in handling the day-to-day running of a program. Lawson, who serves as the pitching coach for the Wildcats, has guided three different pitchers to throw no-hitters against top-25 teams in just the last seven seasons alone. In all, UK has 17 career no-hitters - all of which have come under Lawson’s tenure - including two perfect games.

Kentucky’s 2012 season was highlighted by an impressive second-half surge with upsets of 12 ranked opponents, a then Lawson-best fifth place finish in SEC action, a program-record six captured conference series and a senior class who became the first class in school history to tally a .500 record or better in each of their four seasons of play.

In 2011, Lawson directed the Wildcats to their first NCAA Super Regional appearance and finished the season ranked No.12 in the country. The 2011 team earned a 40-16 overall record to set a new single-season standard for wins in a season before Lawson’s 2013 team posted 41. UK appeared in the national rankings for a school-record 14 consecutive weeks, defeated 12 top-25 ranked opponents, captured five SEC series and became a national story with a dramatic postseason run which included a seventh-inning rally



RACHEL LAWSON, CONT.

to knock off the nation's No. 2 team in Michigan in Ann Arbor to advance to Super Regionals.

The 2011 Wildcats shattered 12 single-season UK records, including home runs (65), RBI (275) and batting average (.275). Individually, the Wildcats had a school-record five players earn National Fastpitch Coaches Association All-Region honors in Meagan Aull, Cervantes, Kara Dill, Riley and Megan Yocke. Following the end of the impressive 2011 season, Lawson was rewarded with a five-year contract extension keeping her at the helm of the Wildcat program through 2016. That contract has been extended several times since, including June of 2014, which keeps Lawson in UK blue through the 2020 season.

During the season the head coach also charted her 100th career victory in a 5-1 UK triumph over Eastern Illinois on March 1. Lawson became the winningest head coach in program history on April 10, 2013 with win No. 182 against Eastern Kentucky in Richmond, Ky.

Lawson became just the third head coach in the history of the Kentucky softball program after spending three seasons at Western Kentucky. She also served as an assistant coach at Maryland from 1996-2002 and was the associate head coach of the Philadelphia Force professional team in 2006.

Lawson tallied a record of 92-84 (.523) during her tenure with the Hill-toppers. In her first season at WKU, she led the Toppers to a spot in the Sun Belt Conference Tournament championship game. Picked to finish last in the preseason poll, WKU tied for second in the conference standings after setting a school record with 12 Sun Belt victories. The Billings, Mont., native led WKU to a 33-24 record in 2005 and reached the 30-win plateau again in 2007.

The win handed UL its first run-rule defeat in an SBC contest. Three Hill-toppers - Lathrop, Rolfs and Rogge - each earned SBC Player- and Pitcher-of-the-Week honors throughout the season, as Rolfs and outfielder Alana Towns notched all-conference honors.

Lawson was a two-time all-conference player at Massachusetts, where she was part of a program that advanced to the 1992 Women's College World Series, and has seven years experience as an assistant coach at Maryland.

During her four-year career at UMass, Lawson helped the Minute-women post a combined record of 142-68 (67.6 percent) including a 39-3 (92.9 percent) Atlantic 10 mark. In addition to the 1992 WCWS appearance, she was a part of squads that also advanced to the NCAA Tournament her freshman season, won three A-10 Tournament titles and claimed the league regular-season championship four straight years.

Lawson was honored individually for her accomplishments on and off the field. She was both an All-Conference and All-Atlantic 10 Tournament performer in 1992 and 1994, and was also named to the A-10 Academic all-conference squad following each of her final two seasons.

Lawson joined the Maryland staff in 1996 and helped the Terrapins post six winning seasons in her seven years in College Park. Her responsibilities included recruiting, scheduling, organizing practice and travel, as well as running camps and clinics. In 1999, Lawson and company were selected the National Fastpitch Coaches Association Mid-Atlantic Coaching Staff of the Year after leading the Terrapins to a 51-23 record, their first ACC regular-season title and the championship game of the NCAA Region II Tournament.

During her time at Maryland, Lawson helped eight individuals earn NFCA all-region accolades -- with an All-America honoree in 1999 -- and nine players collected all-conference honors.

A 1994 graduate of Massachusetts with a degree in exercise science, Lawson also earned her master's degree in sports management from UMass in 1998. She is the daughter of Elaine and Gerald Lawson and has 11 siblings.

Before Lawson	Kentucky	During Lawson
11	Seasons	12
1	Winning Seasons	11
242 (.373)	Wins. (Pct.)	432 (.615)
64	SEC Wins	140
11	Wins vs. Top 25	106
0	NCAA Tournaments	11
0	Super Regionals	7
0	WCWS	1
4	All-SEC Honors	50
94	SEC Academic Honor Roll Honorees	171

LAWSON YEAR-BY-YEAR AS HEAD COACH

Year	Team	Overall Record	Conference Record
2005	Western Kentucky	33-24	11-8
2006	Western Kentucky	29-28	8-7
2007	Western Kentucky	30-32	11-13
2008	Kentucky	17-37	3-25
2009	Kentucky	34-23	13-14
2010	Kentucky	32-27	13-15
2011	Kentucky	40-16	14-9
2012	Kentucky	30-30	15-13
2013	Kentucky	41-21	13-11
2014	Kentucky	50-19	13-11
2015	Kentucky	32-26	5-19
2016	Kentucky	46-14	17-7
2017	Kentucky	39-19	12-12
2018	Kentucky	35-21	8-15
2019	Kentucky	36-24	14-10
Total	15 Seasons	524-360	209-189
	At Kentucky (12 years)	432-275	140-161
	At WKU	92-84	30-31

2008-Present: Kentucky, Head Coach
2005-07: Western Kentucky, Head Coach
1996-2002: Assistant Coach, Maryland



LAWSON VS. ALL OPPONENTS

Team	Total	At UK	At WKU	Team	Total	At UK	At WKU
Akron	1-1	--	1-1	Nicholls State	1-0	1-0	--
Alabama	8-21	8-20	0-1	North Carolina	2-0	2-0	--
Albany	1-0	1-0	--	N.C. State	2-2	1-1	1-1
Arizona	1-0	1-0	--	North Dakota State	2-0	2-0	--
Arizona State	2-3	2-3	--	Northern Kentucky	3-0	3-0	--
Arkansas	17-13	16-13	1-0	North Florida	2-0	2-0	--
Auburn	11-20	11-20	--	Northern Illinois	2-0	2-0	--
Austin Peay	10-1	4-0	6-1	North Texas	9-4	--	9-4
Ball State	1-0	1-0	--	Northwestern	1-0	1-0	--
Baylor	0-1	0-1	--	Notre Dame	5-0	5-0	--
Belmont	4-0	--	4-0	Ohio	9-1	8-0	1-0
Bethune-Cookman	1-0	1-0	--	Ohio State	3-3	2-3	--
Bradley	1-1	1-0	0-1	Oklahoma	1-3	1-3	--
Brigham Young	1-1	1-1	--	Oklahoma State	0-1	0-1	--
Buffalo	0-1	--	0-1	Ole Miss	18-9	18-9	--
Butler	2-0	2-0	--	Oregon	4-5	4-5	--
California	4-4	4-4	--	Oregon State	2-1	2-1	--
Cal State Fullerton	3-0	3-0	--	Penn State	2-0	2-0	--
Cal Poly	1-0	1-0	--	Pacific	1-0	1-0	--
Canisius	1-0	1-0	--	Pittsburgh	2-2	2-2	--
Centenary	1-0	1-0	--	Portland State	0-1	0-1	--
Central Florida	2-2	2-2	--	Purdue	2-1	2-0	0-1
Central Michigan	1-0	1-0	--	Radford	1-0	1-0	--
Colorado State	1-1	1-0	0-1	Sam Houston State	1-0	1-0	--
Connecticut	2-1	2-1	--	Santa Clara	1-0	1-0	--
Dayton	2-0	2-0	--	San Diego	1-0	1-0	--
DePaul	3-2	3-2	--	San Diego State	6-1	5-1	1-0
Drexel	1-0	1-0	--	SE Missouri St.	4-0	2-0	2-0
Duke	1-0	--	1-0	South Alabama	2-1	--	2-1
Eastern Illinois	2-0	2-0	--	South Carolina	22-10	22-10	--
Eastern Kentucky	15-2	13-0	2-2	South Dakota	1-0	1-0	--
Eastern Michigan	0-1	--	0-1	South Florida	3-2	1-0	2-2
Evansville	4-1	3-0	1-1	Southern Illinois	4-0	4-0	--
Fairfield	1-0	1-0	--	SIUE	2-0	2-0	--
Florida	8-20	8-20	--	Stanford	1-1	1-1	--
Florida A&M	4-0	4-0	--	Stephen F. Austin	2-0	2-0	--
Florida Atlantic	7-3	7-0	0-3	Stetson	2-0	2-0	--
Florida Int.	7-5	1-0	6-5	St. Francis (Pa.)	1-0	1-0	--
Florida State	2-2	2-2	--	St. John's	1-0	--	1-0
Georgetown	1-0	1-0	--	St. Louis	1-0	1-0	--
Georgia	6-27	6-24	0-3	Syracuse	1-0	1-0	--
Georgia State	0-1	0-1	--	Tennessee	8-23	8-21	0-2
Georgia Southern	4-1	4-1	--	Tennessee-Chatt.	4-1	3-1	1-0
Georgia Tech	0-1	0-1	--	Tennessee-Martin	2-1	1-0	1-1
George Washington	1-0	1-0	--	Tennessee State	5-1	--	5-1
Harvard	1-0	1-0	--	Tennessee Tech	4-0	4-0	--
Hawaii	1-2	1-2	--	Texas	2-1	2-1	--
Hofstra	1-0	1-0	--	Texas A&M	6-6	6-6	--
Houston	1-1	1-1	--	Texas A&M-CC	0-1	0-1	--
Howard	1-0	1-0	--	Texas Tech	1-2	1-2	--
Illinois	4-1	4-1	--	Toledo	3-0	3-0	--
Illinois-Chicago	2-0	1-0	--	Troy	2-6	--	2-6
Illinois State	1-3	--	1-3	UAB	0-2	0-2	--
Indiana	8-3	6-2	2-1	UC Davis	2-0	2-0	--
Indiana State	0-1	--	0-1	UC Riverside	1-0	1-0	--
Iowa	0-1	0-1	--	UCLA	3-7	3-7	--
IPFW	1-0	1-0	--	UNC-Wilmington	0-1	--	0-1
IUPUI	2-1	1-0	1-1	UNC-Charlotte	0-1	0-1	--
Jacksonville	2-0	--	2-0	UNLV	1-0	1-0	--
Jacksonville State	2-0	2-0	--	USC Upstate	1-0	1-0	--
James Madison	2-1	2-0	0-1	Utah	3-2	3-2	--
Kansas	2-1	2-1	--	Valparaiso	1-0	1-0	--
Kent State	5-1	5-1	--	Virginia	1-1	--	1-1
Kentucky	2-4	--	2-4	Virginia Tech	4-3	4-2	0-1
Kennesaw State	0-1	0-1	--	Wagner Coll.	1-0	--	1-0
La.-Lafayette	4-12	1-2	3-10	Washington	1-4	1-3	0-1
La.-Monroe	3-0	--	3-0	Western Carolina	1-0	1-0	--
Lehigh	1-0	1-0	--	Western Illinois	1-1	0-1	1-0
Louisiana Tech	2-0	2-0	--	Western Kentucky	9-1	9-1	--
Liberty	1-0	1-0	--	Western Michigan	3-0	3-0	--
Lipscomb	6-3	2-1	4-2	Wichita State	1-1	1-1	--
Long Beach St.	4-1	3-1	1-0	Winthrop	2-3	1-0	1-3
LIU-Brooklyn	2-0	2-0	--	Wright State	6-0	3-0	3-0
Louisville	10-16	8-13	2-3	Totals	524-360	432-275	92-84
LSU	14-20	14-18	0-2				
Loyola Marymount	3-0	2-0	1-0				
Marshall	8-0	8-0	--				
Maryland	2-1	2-1	--				
Memphis	2-1	2-1	--				
Miami (Ohio)	5-1	5-0	0-1				
Michigan	3-6	3-5	0-1				
Michigan State	1-1	--	1-1				
Middle Tenn. St.	13-3	5-0	8-3				
Minnesota	1-1	1-1	--				
Missouri	8-7	8-7	--				
Mississippi St.	21-10	21-9	0-1				
MS Valley State	3-0	1-0	2-0				
Missouri-Kansas City	1-0	1-0	--				
Morehead State	6-0	6-0	--				
Murray State	4-0	4-0	--				
New Mexico	1-0	1-0	--				
New Mexico St.	4-4	1-2	3-2				



KRISTINE HIMES

ASSOCIATE HEAD COACH - 13TH SEASON

Talk with Kentucky softball head coach Rachel Lawson for two minutes about her program and its recent success and she will inevitably push off credit to associate head coach Kristine Himes, who is entering her 13th season with UK's program in 2020, and has been with Lawson every step of the way in Lexington.

Himes is in her 10th season as the associate head coach of the Kentucky softball team after serving four seasons as assistant coach until a promotion following the 2011 season. Himes handles many day-to-day dealings with the program and is responsible for the development of the Wildcats' infield. She also is UK's hitting coach and has led some of the highest power offenses in school history in her time with the Wildcats.

Himes helped guide Abbey Cheek to the 2019 SEC Player of the Year award, not only serving as her hitting coach, but also working closely with the infielders. Himes pushed Cheek to not only the SEC Player of the Year award, but a finalist for the HONDA Award, an NFCA Unanimous First Team All-American and a CoSIDA Academic All-District member.

On the field, Kentucky's batters have improved dramatically since Himes' arrival. The Wildcats charted an improved team batting average in six of Himes' first seven seasons in Lexington. In fact, in the six years before Himes arrived at Kentucky, UK had only posted a team batting average over .255 two times, while UK has earned that honor in all 11 years under Himes' tutelage.

The 2019 offense was Himes' best at Kentucky, as she guided the Wildcats to setting the school record for runs scored, batting average, on-base percentage, slugging and trying the program best with 71 home runs. Additionally, UK made its third-straight NCAA Super Regional and swept its way through the Lexington Regional for a third-straight season.

In 2017, she guided the Wildcats offense to a run-rule sweep of the 2018 NCAA Lexington Regional, as the Wildcats became just the third team in NCAA history to run rule all three games of a regional. Kentucky beat Illinois-Chicago 10-1 in the opening round, shutout Notre Dame 10-0 in the 1-0 game and then ended the weekend with a 9-1 win over the Fighting Irish to book UK's sixth ticket to the NCAA Super Regionals.

In 2014, Himes helped guide Kentucky's to its first-ever appearance in the Women's College World Series behind some impressive defense and clutch hits. The Wildcats broke several single-season records en route to the program's first 50-win season, tying the school record for most home runs in a game with five against Ole Miss, while it hit 71 home runs overall, breaking the previous program record for homers in a season. UK also set single-season records in runs scored, doubles, RBI, total bases and walks drawn. Defensively in 2018, Himes' coaching led Kentucky to its best season in the field in her tenure, setting a program record .977 fielding percentage, including a program-best 1,455 putouts.

The 2014 season was a continuation of the progress UK has shown under Himes as UK's offense in 2013 set or tied several school records as well. The Wildcats posted 62 home runs in 2013, which is the third most in program history. Himes preached patience at the plate in 2013 with UK responding by drawing the second-most walks in school history with 211 and moving runners around when they did get on base with 69 stolen bases.

Himes' coaching showed in UK's win over top-25 North Carolina in 2013 as the Wildcats set countless school records in the win. UK had 18 runs against UNC, which tied the most runs in a game with Kentucky's eventual 18-0 win marking the largest margin of victory in school history. UK had four homers in the game, which at the time was the most in a game in school history, while UK's 18 RBI was the most ever in a single game. Entering the game vs. UNC, UK had scored 12 or more runs in a game 27 times in school history with the Wildcats reaching that mark in the first inning alone against the Tar Heels.

The 2013 team hit three or more home runs in eight games, including four or more home runs three times. UK hit a school record five home runs against Middle Tennessee State, while it hit four homers in game one of the 2013 NCAA Tempe Super Regional, the most homers ever hit in an NCAA

Tournament game for UK.

In 2011, Himes took over duties as UK's third base coach and the Wildcats delivered by shattering six offensive records including batting average (.295) and home runs (65). Four different players posted 10 or more homers in a season for the first time in school history.

Prior to joining UK, Himes served under Lawson at Western Kentucky for one season. The Hill-toppers emerged as one of the top teams in the conference.

Himes' coaching career began at George Washington University, where she spent two seasons helping the Colonials continue to establish themselves as a Division I program.

Himes made her professional debut in 2006 with the Philadelphia Force before spending one season at Western Kentucky.

A native of Bolivar, Ohio, Himes was an All-Big Ten standout power-hitting third baseman for the Ohio State University. Himes finished her career as the Buckeyes' all-time career (41) and single-season (16) home run leader. She also was second in career games played and ranks in the top five in walks and RBI. The 2002 year marked a defining season in Buckeye history as Himes also helped lead OSU to a 55-14 record and an NCAA Regional Championship appearance. She was also invited to participate in the Olympic Training Camp that spring.

Himes graduated from OSU with a degree in business administration also earned a master's in sport management from WKU in 2007.



HIMES YEAR-BY-YEAR AT KENTUCKY

Year	Team	Overall Record	Conference Record
2008	Kentucky	17-37	3-25
2009	Kentucky	34-23	13-14
2010	Kentucky	32-27	13-15
2011	Kentucky	40-16	14-9
2012	Kentucky	30-30	15-13
2013	Kentucky	41-21	13-11
2014	Kentucky	50-19	13-11
2015	Kentucky	32-26	5-19
2016	Kentucky	46-14	17-7
2017	Kentucky	39-19	12-12
2018	Kentucky	35-21	8-15
2019	Kentucky	36-24	14-10
Total	12 Seasons	432-275	140-161

Coaching History:

2012-Present: Kentucky, Associate Head Coach

2008-11: Kentucky, Assistant Coach

2007: Western Kentucky, Assistant Coach

2005-06: George Washington, Assistant Coach

Playing History:

2006: Philadelphia Force

2000-03: Ohio State University



MOLLY BELCHER

ASSISTANT COACH - 10TH SEASON - UK ATHLETICS HALL OF FAME (2016)

When former Kentucky standout Molly Belcher played her last game in a UK uniform in 2010 some wondered what direction the program would head without its most productive offensive player ever. And although Johnson hasn't picked up a bat or glove in a game since 2010, head coach Rachel Lawson has still not spent a day as UK's head coach without the talented player - and now coach - Belcher is entering her 10th season in 2020 as an assistant coach for the UK softball team.

Belcher, a four-year starter for the Wildcats, began her coaching career as an undergraduate assistant at UK in the fall of 2010 before being promoted to full time assistant coach prior to the 2011 spring season. Her impact on the program as a coach has been similar to her impact as a player, helping Kentucky to some of the best seasons in school history, including a school-record 50 wins and a trip to the Women's College World Series in 2014.

The 2019 offense was one of the best at Kentucky, as she helped guide the Wildcats to setting the school record for runs scored, batting average, on-base percentage, slugging and trying the program best with 71 home runs. Additionally, UK made its third-straight NCAA Super Regional and swept its way through the Lexington Regional for a third-straight season.

In 2014, Belcher helped guide Kentucky to its best season in program history. Her impact on UK's infield defense shined bright as underclassmen infielders Christian Stokes and Nikki Sagermann improved every day defensively for UK, while Krystal Smith showed drastic improvements defensively from years past to provide UK depth at third base and second base. The Wildcats responded to Johnson-Belcher's teachings by posting the best fielding percentage in program history.

In 2013, Belcher, who is responsible for scouting, coaching film and on-field coaching of the infield, helped Lawson and associate head coach Kristine Himes mold a young team into a NCAA Tournament national seed that went to a NCAA Super Regional and finished ranked in the top 15 of both collegiate softball final rankings.

In her first year coaching at her alma mater in 2011, Johnson-Belcher helped UK to a then-school-record 40-win season, serving as the first base coach where UK shattered six offensive single-season records in



the history-making season. She is also responsible for scouting, film and on-field coaching in the infield.

Belcher had an impressive playing career after her collegiate career ended as she suited up for the United States National Team a few years. She began her career with Team USA prior to her senior season at Kentucky.

Perhaps the most productive player in school history, Belcher capped her career as the all-time best in home runs (35) and batting average (.389) in school history. Her efficiency extended to the field where she was a dynamic shortstop as the cornerstone of Lawson's defense in starting in more than 100 career games.

Kentucky's former great made her presence felt for the Futures team as she started all six contests at the shortstop position. Johnson-Belcher's defensive prowess was on notice for the world as she racked up 14 putouts and nine assists at the tournament. At the plate, Johnson-Belcher batted .200 for the weekend and accumulated four hits. She delivered on all of those hits, however, as she totaled four RBI.

While at UK, Belcher spent countless hours working the Kentucky softball camps and clinics while also serving as an undergraduate volunteer assistant coach in the fall of 2009.

Belcher married in the summer of 2013 to Allen Belcher, who also works at UK Athletics as the assistant director of equipment operations. They have two daughters.

BELCHER YEAR-BY-YEAR AT UK

Year	Team	Overall Record	Conference Record
2011	Kentucky	40-16	14-9
2012	Kentucky	30-30	15-13
2013	Kentucky	41-21	13-11
2014	Kentucky	50-19	13-11
2015	Kentucky	32-26	5-19
2016	Kentucky	46-14	17-7
2017	Kentucky	39-19	12-12
2018	Kentucky	35-21	8-15
2019	Kentucky	36-24	14-10
Total	Nine Seasons	349-190	99-100

Coaching History:

2011-Present: Kentucky, Assistant Coach

Playing History:

2009-10 United States National Team

2007-10: University of Kentucky



2020 SOFTBALL SUPPORT STAFF



BRITTANY CERVANTES

Director of Operations

Brittany Cervantes, the all-time home run queen of Kentucky Softball prior to 2019, was named the program's second full time Director of Operations in August. She will now spend her time helping to organize the day-to-day operations of the program including team travel, hotels, meals, scheduling and more. Cervantes was Lawson's first-ever recruit as the head coach of the Kentucky Wildcats and ended her Wildcat career in 2012. The Chatsworth, California native was a First Team All-Southeastern Conference selection in 2012 as well as All-SEC Defensive Team honoree. She was All-Region in 2011, her junior season and still is the only UK player to hit 10+ home runs all four years of her career. With the Chicago Bandits of National Pro Fastpitch, Cervantes was an All-NPF selection in 2014 and 2015 while claiming the Cowles Cup in 2015 and 2016.



MYLES POOLE

Equipment Manager

Myles Poole begins his fourth season as the Kentucky softball equipment manager in 2020. Poole is responsible for all of Kentucky's equipment needs for the 2020 season including Nike jerseys, balls, bats and much more in the day-to-day process.

Poole graduated from Kentucky with a Bachelor of Science degree in Kinesiology, while also graduating from Kentucky to obtain his masters degree in Kinesiology as well.

In his time at Kentucky, Poole has worked with the football team, where he was primarily responsible for the coaching staff's requests and is now working with the Kentucky softball team and the nationally-ranked track and field team under the direction of head coach, Edrick Floreal.

Poole is a native of Louisville, Kentucky.



BRI PAPOTTO

Athletic Trainer

Bri Papotto is in her sixth season as the UK softball team's athletic trainer. She works full-time with the softball team and is in attendance during every conditioning workout and practice. Papotto provides immediate medical care for sports-related injuries and also works in conjunction with the full-time UK athletic training staff and other members of the UK medical team to provide top-notch medical care to all of UK's student athletes.


2020 Student Managers



CJ
Leighton



Shelby
Johnson



2014 NFCA
National
Coaching Staff of
the Year



2020 SOFTBALL SUPPORT STAFF



STEPHANIE SIMMONS

Administration

Stephanie Simmons begins her seventh season as the administrator for softball at Kentucky, where she is the Associate AD for Administration & Performance under athletics director Mitch Barnhart.

Prior to moving into administration full-time in 2013, she served as the Director of Strength & Conditioning for Olympic Sports at the University of Kentucky, where she and her staff oversaw the athletic development of the majority of UK's student-athletes for ten years. While in that role, she worked directly with women's basketball, softball, volleyball and men's and women's swimming teams.

Simmons came to UK from UCLA, where she worked from 1998-2002. She left the Bruins as the associate head strength & conditioning coach in charge of volleyball, women's soccer, men's and women's water polo, women's swimming, women's basketball and softball. While at UCLA, she worked with three national championship teams and coached several Olympians. She was actively involved in competitive Olympic weightlifting and qualified for the American Open in 1999.

Simmons began her coaching career as a graduate assistant at Ohio University, which is also where she earned both her undergraduate and graduate degrees, as well as was a member of the volleyball team.

She is married to Matt Simmons, and the couple has two daughters, Piper and Charlee.



JASON CUMMINS

Exec. Assoc. AD

Jason Cummins works closely with the entire coaching staff to help SELECT the right teammates, DEVELOP them to be their best, so that we WIN better.

Cummins is a former Lt. Col. in the United States Army and spends his time now working with UK Athletics' teams on

leadership.

In addition, Cummins teaches an impact leadership class with UK staff members on an annual basis.

After three deployments and two positions teaching future leaders of the United States Army, Cummins retired in 2013. He now focuses on his most important leadership role, as father to his two young boys and husband to his wife.

ATHLETE DEVELOPMENT AND PERFORMANCE



RYAN DEVRIENDT

Strength and Conditioning

Ryan DeVriendt is in his 11th season as the head strength and conditioning coach for the University of Kentucky, having worked at UK since 2007. The native of Sherrard, Ill., was promoted to his current position in 2009.

DeVriendt assists the team in speed, agility and conditioning training teaching proper techniques in running and lifting mechanics. Before being promoted, the John and Marilyn Poole Scholarship award winner was an intern in the UK strength and conditioning office.

DeVriendt, his wife Sarah, and their two sons, reside in Lexington.



MONICA FOWLER

Nutritionist

Monica Fowler is responsible for the nutritional aspects of all 22 athletic teams at UK, which includes nutritional counseling and assessments, meal planning and maintaining nutritional supplements. Prior to working with the development of Nutrition Department at UK, she

served as a clinical dietician from 2010-12 for RD Associates of Kentucky. In 2009, Fowler developed a color coding program called "Connect the Dots" which helps local elementary students choose balanced, nutritious meals. This system has now been implemented in every elementary school in Fayette County.

She earned her bachelor's degree in dietetics in 2010 and a master's degree in hospitality and dietetics administration from UK in 2012 and became a certified specialist in sports dietetics in 2013.

ACADEMICS



AMY CRAIGLOW

Academic Counselor

Amy Craiglow joined the Center for Academic & Tutorial Services staff in the fall of 1997. Craiglow serves as the softball, volleyball and men's golf counselor. She has worked with men's and women's golf, women's tennis, softball, volleyball and men's and women's

basketball during her tenure at Kentucky. She is a graduate of Francis Marion University and West Virginia University. At Francis Marion, Craiglow lettered in softball and earned a bachelor's degree in English. She received her master's degree from West Virginia in Sport Management.

GROUNDS CREW



JOSH BARNES

Sports Turf

Josh Barnes is in his fifth year as an assistant director of sports turf management. Barnes is responsible for landscaping and maintenance of all of UK's athletic complexes, including Commonwealth Stadium, John Cropp

Stadium and the Bell Soccer Complex. In his spare time, he enjoys spending time with his family and playing video games.



MARCUS ELSWICK

Sports Turf

Marcus Elswick is in his eighth year at Kentucky and third as a full-time employee helping maintain the fields at John Cropp Stadium and the Bell Soccer Complex. He enjoys playing basketball in his spare time.

FAN RELATIONS

EMILY DENT

Ticket Office

Emily Dent is in her 15th season overseeing ticket operations for the UK softball team. Dent is responsible for handling tickets and player pass lists prior to all UK softball games.

Dent served as a ticket sales/staff support associate for nine seasons and is

now entering her sixth season as assistant director of ticket operations. She also works with men's basketball, track and field, men's and women's soccer, football, and helps with the Olympic sports pass.



ANA D'AMBROGI

Operations & Efficiency

Ana D'Ambrogi is in her second season working with coach Rachel Lawson and the UK softball team.

D'Ambrogi oversees the game-day operation at John Cropp Stadium. She is responsible for supervision of game management and officials, game-day staff,

parking, facility operations and concessions.

She also works with the men's and women's soccer teams in addition to Kentucky rifle and football.

D'Ambrogi is a native of Baltimore, Maryland and completed her undergraduate & graduate work at Auburn University before moving to Lexington in the fall.



DEVIN KOCHERGEN

Marketing

Devin Kochergen is in her second season working with the Kentucky Softball team as the marketing contact for the sport. She is in her fourth year at UK overall and works additionally with the Kentucky gymnastics team and student

experience. She was responsible for UK's record-breaking crowd of over 12,000 fans at Rupp Arena for gymnastics Excite Night.

She is a native of Madera Ranchos, California and played softball collegiatley at Lynn University (FL).



CHRIS SHOALS

Communications & PR

Chris Shoals is in his fifth season as the sports information director for Kentucky Softball, and his 10th year at UK overall. Shoals, a native of Cincinnati, Ohio, graduated from Kentucky in May of 2014 with a degree in Journalism.

He has been the media coordinator for the NCAA Tennis Championships, NCAA Men's and Women's Soccer Championships, and helped with the 2013 NCAA Men's Basketball Tournament at Rupp Arena. Shoals has worked with multiple sports in his time in Lexington and currently works with the volleyball team in addition to softball.





2020 TOURNAMENTS

2020 SOFTBALL TOURNAMENT INFORMATION

2020 NFCA LEAD-OFF CLASSIC

FEBRUARY 7-9
CLEARWATER, FLORIDA
Host: NFCA
Facility: Eddie C. Moore Complex
SID: Brian Stanley
E-mail: Brian@NFCA.org
Website: NFCA.org



2020 LITTLEWOOD CLASSIC

FEBRUARY 14-16
TEMPE, ARIZONA
Host: Arizona State
Facility: Farrington Stadium
SID: Doug Tammaro
E-mail: tammaro@asu.edu
Website: thesundevils.com



2020 SAMFORD TOURNAMENT 2

FEBRUARY 21-23
HOMEWOOD, ALABAMA
Host: Samford
Facility: Samford Softball Field
SID: Joey Mullins
E-mail: jmmulli1@samford.edu
Website: samfordsports.com



FLOSOFTBALL'S THE SPRING GAMES

FEB. 28 - MARCH 1
NORTH ORLANDO, FLORIDA
Host: Perfect Game Inc.
Facility: Boombah Soldiers Creek Softball Complex
Website: thespringgames.com



SEC TOURNAMENT

MAY 6-9
TUSCALOOSA, ALA.
Host: Alabama
Facility: Rhodes Stadium
SEC SID.: Jill Skotarczak
E-mail: jskotarczak@sec.org
Web site: SECSports.com



WOMEN'S COLLEGE WORLD SERIES

MAY 28 - JUNE 2/3
OKLAHOMA CITY, OKLAHOMA
Host: Oklahoma
Facility: ASA Hall of Fame Stadium
SID: Bonnie Johnson
E-mail: bjohnson@ncaa.org
Web site: ncaasports.com



Katie Reed
2017 NFCA All-American



2019 FINAL STATISTICS



2019 Kentucky Softball Statistics Summary for Kentucky (as of Dec 17, 2019) (All games)



Record: 36-24 Home: 13-7 Away: 12-10 Neutral: 11-7 SEC: 14-10

Date	Opponent	Score	Player	avg	gp-gs	ab	r	h	2b	3b	hr	rbi	bb	hbp	so	sb-att
^2/8	vs Illinois	L 5-6	Abbey Cheek	.428	60-60	152	54	65	13	0	20	53	64	4	14	8-9
^2/8	at Houston	L 3-4	Katie Reed	.361	60-60	191	43	69	16	1	6	43	13	5	22	15-16
^2/9	vs Sam Houston State	w 6-0	Kayla Kowalik	.357	60-59	185	49	66	8	5	0	25	29	3	22	14-17
^2/9	at Houston	w 13-1	Lauren Johnson	.345	59-56	148	39	51	14	2	3	21	21	1	22	6-8
^2/10	vs #22 Oklahoma State	L 7-8	Alex Martens	.310	60-60	187	22	58	9	2	13	66	17	3	28	1-1
@2/14	vs #3 Oklahoma	L 1-9	Jenny Schaper	.303	60-60	188	37	57	13	1	12	49	25	9	30	1-1
@2/15	vs Hofstra	w 8-0	Kelsee Henson	.263	49-30	95	10	25	8	0	3	21	5	1	28	0-1
@2/15	vs Utah	w 13-2	Mallory Peyton	.243	59-59	152	30	37	7	0	13	40	20	13	40	2-2
@2/16	vs #11 Texas	L 3-4	Bailey Vick	.205	56-52	117	23	24	1	0	0	6	8	2	14	10-12
@2/16	vs #22 Oregon	w 12-3	Sarah Rainwater	.173	43-30	52	8	9	2	0	1	10	14	0	13	0-1
@2/17	vs #23 James Madison	w 6-1	-----													
!2/21	vs North Carolina	w 1-0	Hannah Davis	.400	5-0	5	2	2	1	0	0	0	0	0	2	0-0
!2/22	vs #5 Washington	L 2-4	Briona Rance	.250	5-0	4	0	1	0	0	0	0	1	0	2	0-0
!2/23	vs Bethune-Cookman	w 10-2	Grace Baalman	.200	36-22	15	1	3	0	0	0	2	2	0	4	0-0
!2/23	vs California	w 5-0	Autumn Humes	.190	41-26	42	3	8	1	0	0	3	2	0	6	1-1
!2/23	vs #1 UCLA	L 4-12	Tatum Spangler	.188	41-9	16	8	3	1	0	0	3	1	0	4	0-0
&3/1	vs St. Louis	w 10-0	Maclai Branson	.143	18-1	14	0	2	0	0	0	3	2	1	3	0-0
&3/2	vs Southern Illinois	w 6-5	Olivia Ward	.143	15-0	7	4	1	0	0	0	0	0	0	2	0-0
&3/2	at Murray St.	w 14-4	Renee Abernathy	.000	12-2	6	1	0	0	0	0	0	2	0	4	0-0
*3/8	at #11 South Carolina	w 5-0	Kennedy Cowden	.000	38-0	2	14	0	0	0	0	1	1	0	2	2-2
*3/9	at #11 South Carolina	w 11-2	Jaci Babbs	.000	53-0	1	28	0	0	0	0	0	0	0	0	4-8
*3/10	at #11 South Carolina	w 5-1	Larissa Spellman	.000	9-4	0	0	0	0	0	0	0	0	0	0	0-0
3/12	MIAMI	w 9-1	Tekiya Garr-Carter	.000	10-0	0	5	0	0	0	0	0	0	0	0	0-1
3/13	SYRACUSE	w 13-0	Meghan Schorman	.000	22-10	0	0	0	0	0	0	0	0	0	0	0-0
*3/15	MISSISSIPPI ST.	w 8-0	Totals	.305	60	1579	381	481	94	11	71	346	227	42	262	64-80
*3/16	MISSISSIPPI ST.	w 9-8	Opponents	.247	60	1502	209	371	68	9	48	191	168	34	262	39-43
*3/17	MISSISSIPPI ST.	w 4-1														
3/20	at Marshall University	w 9-4	LOB - Team (375), Opp (360). DPs turned - Team (30), Opp (19). IBB - Team (6), Cheek, A 6. Picked off - Garr-Carter 1, Cowden, K 1, Rainwater, S 1, Johnson, L 1.													
*3/22	MISSOURI	L 8-10	Player	era	w-l	app	gs	cg	sh	sv	ip	h	r	er	bb	so
*3/23	MISSOURI	L 8-11	Grace Baalman	2.72	10-10	34	22	10	4	0	141.2	131	77	55	66	102
*3/24	MISSOURI	L 4-8	Autumn Humes	3.22	15-11	33	23	12	3	2	150.0	156	81	69	38	84
3/26	WESTERN KENTUCKY	L 1-4	-----													
*3/29	at #13 Arkansas	L 0-1	Larissa Spellman	2.71	2-0	9	3	1	1	0	20.2	18	11	8	19	13
*3/30	at #13 Arkansas	w 16-2	Meghan Schorman	3.48	5-2	21	8	1	1	1	52.1	46	29	26	33	46
*3/31	at #13 Arkansas	L 2-3	Tatum Spangler	3.73	4-1	10	4	2	1	0	20.2	20	11	11	12	17
4/3	at Eastern Kentucky	w 11-5	Totals	3.07	36-24	60	60	26	12	3	385.1	371	209	169	168	262
4/4	#17 OLE MISS	w 11-4	Opponents	5.76	24-36	60	60	19	4	4	380.2	481	381	313	227	262
4/5	#17 OLE MISS	L 4-8	PB - Team (1), Schaper, J 1, Opp (15). Pickoffs - Team (1), Baalman, G 1, Opp (3). SBA/ATT - Schaper, J (37-41), Baalman, G (15-18), Humes, A (13-14), Schorman, M (6-6), Spellman, L (3-3), Kowalik, K (2-2), Spangler, T (2-2).													
4/6	#17 OLE MISS	L 2-6	Score by innings	1	2	3	4	5	6	7	8	9	EX	Total		
4/9	at Northern Kentucky	w 13-0	Kentucky	59	66	84	52	54	32	31	2	0	1	381		
*4/12	at #7 LSU	w 3-2	Opponents	28	25	41	20	32	41	13	9	0	0	209		
*4/13	at #7 LSU	L 0-5	Win-loss breakouts: Day 24-17; Night 12-7; vs Left 7-2; vs Right 29-22; 1-run games 5-7; 2-run games 0-4; 5+run games 27-4; Extra inns 1-3; Shutouts 12-4. Current streak: Lost 2; Longest winning streak: 12; Longest losing streak: 5. Attendance: Home 23343 (avg 1167); Away 38911 (avg 972); Total 62254 (avg 1037).													
*4/14	at #7 LSU	L 2-5														
4/17	at Louisville	L 7-8														
*4/21	#14 AUBURN	w 7-0														
*4/21	#14 AUBURN	w 7-3														
*4/22	#14 AUBURN	w 7-0														
4/24	EASTERN KENTUCKY	w 10-2														
*4/26	at #3 Alabama	w 4-1														
*4/27	at #3 Alabama	L 1-3														
*4/28	at #3 Alabama	w 3-2														
5/4	at #17 Texas Tech	L 5-7														
5/5	at #17 Texas Tech	L 6-9														
%5/10	vs #17 Ole Miss	w 8-0														
%5/10	vs #9 Alabama	L 3-6														
+5/17	TOLEDO	w 7-2														
+5/18	VIRGINIA TECH	w 8-1														
+5/19	VIRGINIA TECH	w 11-1														
5/24	at #3 Washington	L 0-3														
5/25	#3 WASHINGTON	L 0-5														

* = Conference game
^ = Houston Invitational (Houston, TX)
@ = Elite Invitational (Clearwater, FL)
! = Mary Nutter Classic (Palm Springs, CA)
& = Coach B Classic (Chattanooga, TN)



2019 GAME-BY-GAME SUMMARY



2019 Kentucky Softball
Game Results for Kentucky (as of Dec 17, 2019)
(All games)



Date	Opponent	Score	Inns	Overall	SEC	Pitcher of record	Attend	Time
^ Feb 08, 2019	vs Illinois	L 5-6	(8)	0-1-0	0-0-0	Baalman, G (L 0-1)	0	2:14
^ Feb 08, 2019	at Houston	L 3-4	7	0-2-0	0-0-0	Humes, A (L 0-1)	657	2:13
^ Feb 09, 2019	vs Sam Houston State	w 6-0	7	1-2-0	0-0-0	Schorman, M (W 1-0)	0	1:57
^ Feb 09, 2019	at Houston	w 13-1	5	2-2-0	0-0-0	Baalman, G (W 1-1)	537	1:50
^ Feb 10, 2019	vs #22 Oklahoma State	L 7-8	7	2-3-0	0-0-0	Humes, A (L 0-2)	0	2:03
@ Feb 14, 2019	vs #3 Oklahoma	L 1-9	6	2-4-0	0-0-0	Baalman, G (L 1-2)	584	6:03
@ Feb 15, 2019	vs Hofstra	w 8-0	5	3-4-0	0-0-0	Spellman, L (W 1-0)	127	1:32
@ Feb 15, 2019	vs Utah	w 13-2	5	4-4-0	0-0-0	Humes, A (W 1-2)	322	1:32
@ Feb 16, 2019	vs #11 Texas	L 3-4	7	4-5-0	0-0-0	Baalman, G (L 1-3)	775	2:24
@ Feb 16, 2019	vs #22 Oregon	w 12-3	5	5-5-0	0-0-0	Schorman, M (W 2-0)	845	2:09
@ Feb 17, 2019	vs #23 James Madison	w 6-1	7	6-5-0	0-0-0	Humes, A (W 2-2)	615	2:24
! Feb 21, 2019	vs North Carolina	w 1-0	5	7-5-0	0-0-0	Baalman, G (W 2-3)	44	1:43
! Feb 22, 2019	vs #5 Washington	L 2-4	7	7-6-0	0-0-0	Humes, A (L 2-3)	478	2:09
! Feb 23, 2019	vs Bethune-Cookman	w 10-2	5	8-6-0	0-0-0	Baalman, G (W 2-3)	144	1:59
! Feb 23, 2019	vs California	w 5-0	7	9-6-0	0-0-0	Baalman, G (W 3-3)	600	2:00
! Feb 23, 2019	vs #1 UCLA	L 4-12	6	9-7-0	0-0-0	Humes, A (L 2-4)	487	2:06
& Mar 01, 2019	vs St. Louis	w 10-0	6	10-7-0	0-0-0	Spangler, T (W 1-0)	67	1:41
& Mar 02, 2019	vs Southern Illinois	w 6-5	7	11-7-0	0-0-0	Humes, A (W 3-4)	174	2:27
& Mar 02, 2019	at Murray St.	w 14-4	7	12-7-0	0-0-0	Humes, A (W 4-4)	111	2:05
* Mar 08, 2019	at #11 South Carolina	w 5-0	7	13-7-0	1-0-0	Humes, A (W 5-4)	1250	2:14
* Mar 09, 2019	at #11 South Carolina	w 11-2	7	14-7-0	2-0-0	Baalman, G (W 5-3)	1637	2:22
* Mar 10, 2019	at #11 South Carolina	w 5-1	7	15-7-0	3-0-0	Schorman, M (W 3-0)	1322	2:17
Mar 12, 2019	MIAMI	w 9-1	5	16-7-0	3-0-0	Spangler, T (W 2-0)	633	1:41
Mar 13, 2019	SYRACUSE	w 13-0	5	17-7-0	3-0-0	Spellman, L (W 2-0)	423	1:56
* Mar 15, 2019	MISSISSIPPI ST.	w 8-0	5	18-7-0	4-0-0	Humes, A (W 6-4)	533	1:18
* Mar 16, 2019	MISSISSIPPI ST.	w 9-8	7	19-7-0	5-0-0	Schorman, M (W 4-0)	932	2:14
* Mar 17, 2019	MISSISSIPPI ST.	w 4-1	7	20-7-0	6-0-0	Humes, A (W 7-4)	986	1:49
Mar 20, 2019	at Marshall University	w 9-4	7	21-7-0	6-0-0	Spangler, T (W 3-0)	1000	2:58
* Mar 22, 2019	MISSOURI	L 8-10	(8)	21-8-0	6-1-0	Baalman, G (L 5-4)	718	3:09
* Mar 23, 2019	MISSOURI	L 8-11	7	21-9-0	6-2-0	Baalman, G (L 5-5)	1010	2:41
* Mar 24, 2019	MISSOURI	L 4-8	7	21-10-0	6-3-0	Humes, A (L 7-5)	1078	2:26
Mar 26, 2019	WESTERN KENTUCKY	L 1-4	7	21-11-0	6-3-0	Humes, A (L 7-6)	824	2:04
* Mar 29, 2019	at #13 Arkansas	L 0-1	7	21-12-0	6-4-0	Baalman, G (L 5-6)	583	1:58
* Mar 30, 2019	at #13 Arkansas	w 16-2	5	22-12-0	7-4-0	Humes, A (W 8-6)	1811	1:50
* Mar 31, 2019	at #13 Arkansas	L 2-3	7	22-13-0	7-5-0	Baalman, G (L 7-6)	789	2:17
Apr 03, 2019	at Eastern Kentucky	w 11-5	7	23-13-0	7-5-0	Schorman, M (W 5-0)	500	3:12
* Apr 05, 2019	#17 OLE MISS	w 11-4	7	24-13-0	8-5-0	Humes, A (W 9-6)	1304	2:12
* Apr 06, 2019	#17 OLE MISS-1	L 4-8	7	24-14-0	8-6-0	Schorman, M (L 5-1)	1828	2:06
* Apr 06, 2019	#17 OLE MISS-2	L 2-6	(8)	24-15-0	8-7-0	Baalman, G (L 5-8)	1828	2:37
Apr 09, 2019	at Northern Kentucky	w 13-0	5	25-15-0	8-7-0	Spangler, T (W 4-0)	300	1:30
* Apr 12, 2019	at #7 LSU	w 3-2	7	26-15-0	9-7-0	Baalman, G (W 6-8)	1608	2:08
* Apr 13, 2019	at #7 LSU	L 0-5	7	26-16-0	9-8-0	Spangler, T (L 4-1)	1977	2:24
* Apr 14, 2019	at #7 LSU	L 2-5	7	26-17-0	9-9-0	Humes, A (L 9-7)	2137	2:07
Apr 17, 2019	at Louisville	L 7-8	7	26-18-0	9-9-0	Humes, A (L 9-8)	1254	2:39
* Apr 21, 2019	#14 AUBURN-1	w 7-0	7	27-18-0	10-9-0	Baalman, G (W 7-8)	1569	2:11
* Apr 21, 2019	#14 AUBURN-2	w 7-3	7	28-18-0	11-9-0	Humes, A (W 10-8)	1569	1:56
* Apr 22, 2019	#14 AUBURN	w 7-0	7	29-18-0	12-9-0	Baalman, G (W 8-8)	1310	2:03
Apr 24, 2019	EASTERN KENTUCKY	w 10-2	5	30-18-0	12-9-0	Humes, A (W 11-8)	1167	1:23
* Apr 26, 2019	at #3 Alabama	w 4-1	7	31-18-0	13-9-0	Baalman, G (W 9-8)	3104	2:05
* Apr 27, 2019	at #3 Alabama	L 1-3	7	31-19-0	13-10-0	Humes, A (L 11-9)	3742	2:07
* Apr 28, 2019	at #3 Alabama	w 3-2	(13)	32-19-0	14-10-0	Humes, A (W 12-9)	3940	3:34
May 04, 2019	at #17 Texas Tech	L 5-7	7	32-20-0	14-10-0	Baalman, G (L 9-9)	293	2:10
May 05, 2019	at #17 Texas Tech	L 6-9	7	32-21-0	14-10-0	Humes, A (L 12-10)	351	2:30
% May 10, 2019	vs #17 Ole Miss	w 8-0	5	33-21-0	14-10-0	Humes, A (W 13-10)	1342	1:48
% May 10, 2019	vs #9 Alabama	L 3-6	7	33-22-0	14-10-0	Schorman, M (L 5-2)	1558	2:33
+ May 17, 2019	TOLEDO	w 7-2	7	34-22-0	14-10-0	Humes, A (W 14-10)	1794	2:04
+ May 18, 2019	VIRGINIA TECH	w 8-1	7	35-22-0	14-10-0	Baalman, G (W 10-9)	0	2:20
+ May 19, 2019	VIRGINIA TECH	w 11-1	6	36-22-0	14-10-0	Humes, A (W 15-10)	1958	2:03
May 24, 2019	at #3 Washington	L 0-3	7	36-23-0	14-10-0	Baalman, G (L 10-10)	1846	2:09
May 25, 2019	#3 WASHINGTON	L 0-5	7	36-24-0	14-10-0	Humes, A (L 15-11)	1879	2:22

* = Conference game
 ^ = Houston Invitational (Houston, TX)
 @ = Elite Invitational (Clearwater, FL)
 ! = Mary Nutter Classic (Palm Springs, CA)
 & = Coach B Classic (Chattanooga, TN)



2019 SEC RECAP

2019 SEC FINAL STANDINGS

School	SEC	Pct.	ALL	Pct.	Home	Away	Neu.	Streak
1.) Alabama #	18-6	.750	60-10	.857	28-4	15-3	17-3	L1
T-2.) Kentucky	14-10	.583	36-24	.600	13-6	11-11	12-7	L2
T-2.) Tennessee	14-10	.583	43-17	.717	21-6	11-8	11-3	L1
T-2.) LSU	14-10	.583	43-19	.694	29-9	11-7	3-3	L2
5.) Ole Miss	13-10	.565	41-20	.672	24-5	9-9	8-6	L2
T-6.) Florida !	12-12	.500	49-18	.731	23-9	11-5	15-4	L2
T-6.) Georgia	12-12	.500	42-19	.689	29-8	7-9	6-2	L1
T-6.) Arkansas	12-12	.500	38-20	.655	25-6	6-10	7-4	L3
T-6.) Missouri	12-12	.500	35-25	.583	13-7	8-11	14-7	L1
10.) Auburn	10-14	.417	39-21	.650	24-7	5-10	10-4	L1
T-11.) S. Carolina	9-14	.391	38-19	.667	21-7	7-8	10-3	L1
T-11.) Miss. State	9-15	.375	35-23	.603	22-8	7-12	5-4	L1
13.) Texas A&M	6-18	.250	28-27	.509	25-12	2-12	1-3	L3

- SEC Regular Season Champion; ! - SEC Tournament Champion

2019 SEC HONORS

Player of the Year

Abbey Cheek, Kentucky

Pitcher of the Year

Sarah Cornell, Alabama

Coach of the Year

Patrick Murphy, Alabama

Freshman of the Year

Montana Fouts, Alabama

Scholar-Athlete of the Year

Katie Reed, Kentucky

First Team All-SEC

P – Sarah Cornell, Alabama
 P – Montana Fouts, Alabama
 P – Ashley Rogers, Tennessee
 IF – Bailey Hemphill, Alabama
 IF – Amanda Lorenz, Florida
 IF – Alyssa DiCarlo, Georgia
IF – Abbey Cheek, Kentucky
 IF – Shemiah Sanchez, LSU
 OF – Hannah McEwen, Arkansas
 OF – Kylan Becker, Ole Miss
 OF – Kat Moore, Mississippi State
 OF – Brooke Wilmes, Missouri
C – Jenny Schaper, Kentucky
 C – Mia Davidson, Mississippi State
 DP/U – Kendyl Lindaman, Florida
 DP/U – Fa Leilua, Mississippi State

Second Team All-SEC

P – Autumn Storms, Arkansas
 P – Kelly Barnhill, Florida
 P – Molly Jacobsen, Ole Miss
 IF – Maddie Morgan, Alabama
IF – Katie Reed, Kentucky
 IF – Amanda Sanchez, LSU

IF – Jana Johns, South Carolina

IF – Aubrey Leach, Tennessee

OF – Elissa Brown, Alabama

OF – Ciara Bryan, Georgia

OF – Aliyah Andrews, LSU

OF – Jenna Holcomb, Tennessee

C – Kendall Veach, Auburn

DP/U – Shelbi Sunseri, LSU

Freshman All-SEC

P – Montana Fouts, Alabama
 P – Elizabeth Hightower, Florida
 P – Shelby Wickersham, LSU
 IF – Skylar Wallace, Alabama
 IF – Lacey Fincher, Georgia
 IF – Jazmyn Rollin, Missouri
 IF – Madison Owens, South Carolina
 IF – Baylee Klingler, Texas A&M
OF – Kayla Kowalik, Kentucky
 OF – Savannah Stewart, LSU
 OF – Tate Whitley, Ole Miss
 OF – Anna Kate Segars, Mississippi State
 C – Kaili Phillips, Tennessee
 DP/U – Kaitlin Parsons, Tennessee

SEC All-Defensive

P – Sarah Cornell, Alabama
C – Jenny Schaper, Kentucky
 1B – Amanda Lorenz, Florida
 2B – Casey McCrackin, Auburn
SS – Katie Reed, Kentucky
3B – Abbey Cheek, Kentucky
 LF – Jenna Holcomb, Tennessee
 CF – Elissa Brown, Alabama
 CF – Aliyah Andrews, LSU
 RF – Kaylee Horton, Ole Miss

2019 SEC TOURNAMENT RESULTS

Wednesday, May 8

G1: #12 Miss. St. 3, #13 Texas A&M 2

G2: #6 Florida 6, #11 South Carolina 5

G3: #10 Auburn 3, #7 Mizzou 0

Thursday, May 9

G4: #8 Georgia 4, #9 Arkansas 1

G5: #5 Ole Miss 9, #12 Miss. St. 4

G6: #6 Florida 3, #3 LSU 0

G7: #10 Auburn 2, #2 Tennessee 0

G8: #1 Alabama 2, #8 Georgia 1 (8)

Friday, May 10

G9: #4 Kentucky 8, #5 Ole Miss 0 (F/5) (QF)

G10: #6 Florida 3, #10 Auburn 0

G11: #1 Alabama 6, #4 Kentucky 3 (SF)

Saturday, May 11

G12: #6 Florida 2, #1 Alabama 1



FINAL 2019 SEC TEAM STATS

BATTING STATISTICS

Team	AVG	GP	AB	R	H	2B	3B	HR	RBI	TB	SLG%	BB	HBP	SO	GDP	OB%	SF	SH	SB-Att
S. Carolina	.306	57	1505	335	460	95	8	77	323	802	.533	200	70	244	1	.407	19	21	42-47
Kentucky	.304	60	1580	381	481	94	11	71	346	810	.513	227	42	262	5	.402	16	35	64-80
LSU	.303	62	1595	359	484	86	8	74	331	808	.507	234	57	260	10	.406	21	17	75-81
Tennessee	.302	60	1548	345	467	70	10	49	309	704	.455	193	44	285	5	.392	13	24	68-79
Miss. St.	.396	58	1542	300	456	56	9	72	284	746	.484	128	48	218	12	.365	14	14	42-47
Georgia	.296	61	1580	368	467	77	14	77	333	803	.508	225	30	258	8	.390	18	23	54-61
Arkansas	.288	58	1487	284	428	71	5	50	263	661	.445	162	56	286	14	.374	22	21	13-15
Auburn	.286	60	1549	332	443	73	12	66	297	738	.476	178	34	233	8	.369	15	15	69-86
Missouri	.284	60	1574	313	447	87	6	64	282	738	.469	190	32	243	6	.190	13	30	75-93
Alabama	.283	70	1799	432	510	69	12	89	388	870	.484	333	32	243	9	.402	14	46	143-159
Ole Miss	.274	61	1568	316	430	67	23	40	284	663	.423	166	65	294	4	.364	18	19	128-156
Texas A&M	.273	55	1390	243	380	54	6	32	216	542	.390	148	33	205	10	.351	26	31	41-45
Florida	.264	67	1739	302	459	66	13	55	282	716	.412	266	56	323	5	.376	15	22	33-35

PITCHING STATISTICS

Team	ERA	W-L	G	CG	SHO/CBO	SV	IP	H	R	ER	BB	SO	2B	3B	HR	B/Avg	WP	HBP	BK
Florida	1.87	49-18	67	34	25/8	3	456.0	294	139	122	131	524	33	10	42	.181	28	43	0
Arkansas	2.00	38-20	58	26	12/1	7	375.1	326	183	107	73	362	48	3	28	.220	30	43	0
Alabama	2.14	60-10	70	35	15/4	8	473.2	369	166	145	170	409	61	3	33	.210	19	27	0
Tennessee	2.21	43-17	60	22	14/6	7	387.0	285	137	122	110	426	40	5	46	.200	22	22	0
Ole Miss	2.29	41-20	61	23	14/7	5	404.0	373	170	132	92	360	44	4	26	.238	23	26	0
Georgia	2.45	42-19	61	20	18/10	7	400.2	304	175	140	172	352	46	5	34	.204	24	36	0
LSU	2.50	43-19	62	32	18/0	7	401.0	319	195	143	190	241	43	2	35	.216	25	35	0
Auburn	2.67	39-21	60	27	13/2	3	388.0	378	192	148	144	349	37	3	44	.252	32	13	0
S. Carolina	2.95	28-19	57	20	6/2	11	377.0	340	195	159	172	284	65	11	37	.236	33	30	0
Kentucky	3.09	36-24	60	26	12/2	3	385.1	371	209	170	168	262	68	9	48	.247	35	34	0
Mizzou	3.31	35-25	60	18	13/5	13	390.2	382	239	185	176	278	54	8	52	.252	22	25	0
Mississippi St.	3.36	35-23	58	22	8/1	10	381.2	342	248	183	242	308	59	13	50	.235	26	40	0
Texas A&M	3.70	28-27	55	25	7/2	2	361.2	369	236	191	177	211	52	3	42	.265	21	31	0

PB - Miss. State 13, Tennessee 13, S. Carolina 11, LSU 9, Arkansas 9, Ole Miss 8, Auburn 7, Georgia 7, Missouri 5, Texas A&M 3, Florida 2, Kentucky 1, Alabama 1. Pickoffs - Miss. State 6, Alabama 4, Missouri 3, Ole Miss 3, Georgia 2, Auburn 2, S. Carolina 2, Tennessee 1, LSU 1, Texas A&M 1, Florida 1, UK 1.

FIELDING STATISTICS

Team	C	PO	A	E	FLD%	DPS	SBA	CSB	SBA%	PB	CI
Florida	1763	1368	371	24	.986	18	32	14	.696	2	0
Tennessee	1529	1161	334	34	.978	9	34	6	.850	13	0
Alabama	1958	1421	482	55	.972	15	21	12	.636	1	0
LSU	1715	1203	461	51	.970	15	34	6	.850	9	0
Auburn	1692	1164	474	54	.968	30	14	10	.583	7	0
Kentucky	1683	1156	471	56	.967	30	39	4	.907	1	0
Georgia	1658	1202	399	57	.966	10	40	13	.755	7	0
Texas A&M	1626	1085	484	57	.965	27	33	12	.733	3	0
Missouri	1726	1172	492	62	.964	22	26	12	.684	5	1
South Carolina	1593	1131	397	65	.959	21	26	11	.703	11	1
Mississippi State	1591	1145	371	65	.959	17	31	12	.721	13	0
Ole Miss	1789	1212	502	75	.958	24	12	13	.480	8	0
Arkansas	1653	1126	440	87	.947	6	11	10	.524	9	0



UK VS. ALL OPPONENTS

Opponent	W	L	T	First/Last Mtg.
Akron	4	2	0	1999/2002
Alabama	8	49	0	1997/2019
Albany	1	0	0	2016/2016
Arizona	1	2	0	2000/2015
Arizona State	2	3	0	2010/2016
Arkansas	26	33	0	1997/2019
Auburn	20	41	0	1998/2019
Austin Peay	4	0	0	2010/2011
Ball State	2	2	0	1998/2015
Baylor	0	6	0	1998/2014
Belmont	4	0	0	2002/2006
Bethune-Cookman	1	1	0	2002/2019
Birmingham Southern	1	0	0	2002/2002
Bowling Green	2	0	0	2001/2005
Bradley	1	1	0	1998/2018
Brigham Young	1	1	0	2009/2009
Butler	6	0	0	2000/2016
California	4	3	0	2010/2019
Cal State Fullerton	3	0	0	2010/2018
Cal-Poly	1	1	0	2005/2013
Campbell	1	0	0	1998/1998
Canisius	1	1	0	1999/2009
Centenary	1	0	0	2009/2009
Central Florida	2	2	0	2008/2017
Central Michigan	1	0	0	2013/2013
Coastal Carolina	2	0	0	1999/1999
Colorado State	1	1	0	2006/2011
Connecticut	3	1	0	2000/2017
Dayton	7	3	0	1997/2018
DePaul	4	3	0	1997/2017
Drexel	2	0	0	1997/2017
Duke	1	0	0	2018/2018
East Carolina	0	1	0	1999/1999
Eastern Illinois	3	1	0	1998/2016
Eastern Kentucky	25	7	0	1997/2019
Evansville	5	6	0	1998/2017
Fairfield	1	0	0	2014/2014
Florida	14	52	0	1997/2018
Florida Atlantic	7	0	0	2010/2017
Florida A & M	5	0	0	2004/2017
Florida International	4	1	0	2002/2011
Florida State	2	2	0	2011/2015
Gardner-Webb	1	0	0	2004/2004
George Washington	1	0	0	2014/2014
Georgia	14	56	0	1997/2018
Georgia Southern	4	1	0	2011/2015
Georgia State	0	2	0	1999/2010
Georgia Tech	1	2	0	1998/2010
Georgetown	1	0	0	2013/2013
Harvard	1	0	0	2018/2018
Hawai'i	1	2	0	2008/2009
Hofstra	1	0	0	2019/2019
Houston	2	2	0	2003/2019
Howard	1	0	0	2013/2013
Illinois	4	1	0	2013/2019
Illinois-Chicago (UIC)	4	5	0	1998/2018
Illinois State	1	5	0	2002/2005
Indiana	13	8	0	1997/2018
Indiana State	2	0	0	1999/2006
Iowa	1	2	0	1997/2013
IUPUI	2	0	0	2007/2015
IPFW	1	0	0	2014/2014
Jacksonville State	2	0	0	2010/2012
James Madison	2	0	0	2014/2019
Kansas	2	2	0	2004/2014
Kennesaw State	0	1	0	2015/2015
Kent State	12	3	0	1998/2017
La.-Lafayette	1	4	0	1999/2014
La.-Monroe	1	1	0	2000/2004
Lehigh	1	0	0	2016/2016
LSU	15	39	0	1998/2019
La. Tech	3	1	0	1998/2014
Liberty	4	0	0	2000/2010
Lipscomb	2	1	0	2010/2016
Long Beach State	3	3	0	2005/2015
LIU-Brooklyn	2	0	0	2012/2015
Louisville	20	20	0	2000/2019
Loyola-Marymount	2	1	0	2006/2014
Marshall	14	2	0	1997/2019
Memphis	2	1	0	2011/2017
Maryland	2	2	0	1999/2012
Miami (Ohio)	7	2	0	1997/2019
Michigan	3	5	0	2010/2017
Middle Tennessee State	5	2	0	1997/2018
Minnesota	2	1	0	2005/2018
Mississippi	26	32	0	1997/2019
Mississippi State	29	30	0	1997/2019
Mississippi Valley State	1	0	0	2014/2014

Opponent	W	L	T	First/Last Mtg.
Missouri	10	10	0	1997/2019
Missouri-Kansas City	2	0	0	2004/2012
Morehead State	23	1	0	1997/2012
Murray State	4	0	0	2015/2019
New Mexico	1	1	0	2000/2016
New Mexico State	2	2	0	2001/2018
Nicholls State	2	1	0	1999/2012
North Carolina	3	1	0	1997/2019
North Carolina State	1	1	0	2012/2012
North Dakota State	2	0	0	2011/2018
North Florida	2	0	0	2011/2012
Northern Kentucky	3	0	0	2016/2019
North Texas	1	0	0	2004/2004
Northern Illinois	4	0	0	1998/2018
Northern Iowa	2	0	0	2004/2004
Northwestern	1	0	0	2015/2015
Notre Dame	5	1	0	2000/2018
Ohio	12	2	0	1998/2018
Ohio State	6	7	0	1999/2011
Oklahoma	1	7	0	2000/2019
Oklahoma State	1	4	0	1998/2019
Oregon	4	6	0	2003/2019
Oregon State	2	1	0	2013/2016
Pacific	1	1	0	2001/2012
Penn State	3	1	0	2000/2014
Pittsburgh	2	2	0	2010/2017
Portland State	0	1	0	2013/2013
Purdue	4	1	0	2000/2018
Radford	2	0	0	1998/2012
Sacramento State	1	0	0	2007/2007
St. Francis (Pa.)	1	0	0	2014/2014
Saint Mary's	1	0	0	2007/2007
St. Louis	2	0	0	1999/2019
Sam Houston State	2	0	0	1998/2019
Samford	2	0	0	1999/2002
San Diego	1	0	0	2016/2016
San Diego State	5	3	0	2005/2018
Santa Clara	1	0	0	2014/2014
SIUE	2	0	0	2011/2018
Stanford	1	0	0	2013/2013
Stephen F. Austin	4	2	0	1998/2012
South Carolina	31	39	0	1997/2019
South Dakota	1	0	0	2016/2016
South Florida	1	1	0	2005/2013
Southeast Missouri St. (SEMO)	2	2	0	1998/2018
Southern Illinois	4	1	0	1998/2019
Southern Miss.	1	2	0	1999/2007
Southwest Texas	0	2	0	2000/2002
Stanford	0	4	0	2003/2011
Stetson	2	0	0	2009/2009
Syracuse	1	0	0	2019/2019
Temple	1	0	0	1999/1999
Tennessee	15	46	0	1997/2018
Tennessee-Martin	1	0	0	2017/2017
Tennessee Tech	6	1	0	1999/2015
Texas	3	1	0	2002/2019
Texas-Arlington	0	0	1	2004/2004
Texas A&M	6	6	0	2014/2018
Texas-A&M-CC	1	1	0	2007/2012
Texas-San Antonio	3	2	0	2001/2004
Texas State	0	1	0	2005/2005
Texas Tech	1	3	0	2016/2019
Toledo	3	0	0	2008/2019
UAB	0	2	0	2012/2012
UCLA	3	7	0	2009/2019
UC-Davis	4	0	0	2007/2017
UC-Riverside	1	1	0	2007/2013
UNC-Greensboro	0	1	0	1997/1997
UNC-Charlotte	0	1	0	2016/2016
UNLV	1	1	0	2006/2009
USC Upstate	1	0	0	2013/2013
Utah	2	2	0	2016/2019
UT-Chattanooga	5	6	0	1998/2011
Valparaiso	2	1	0	1997/2012
Virginia	1	0	0	2005/2005
Virginia Tech	4	3	0	2000/2019
Washington	2	3	0	2006/2019
Western Carolina	1	0	0	2010/2010
Western Illinois	1	0	0	2012/2012
Western Kentucky	16	7	0	2000/2019
Western Michigan	3	0	0	2010/2013
Wichita State	2	2	0	2002/2014
Winthrop	2	1	0	1999/2016
Wright State	4	4	0	1997/2012
Youngstown State	4	0	0	2004/2006
Totals	674	682	1	



ALL-TIME RESULTS

BETH PRUIT

Eight Seasons
Record: 181-297-1
SEC: 52-146



1997 • 11-44

Feb. 15	Ole Miss	A	L 0-2
Feb. 15	Missouri	N1	L 1-7
Feb. 16	Missouri	N1	L 0-9
Feb. 16	Ole Miss	A	L 0-3
Feb. 21	Marshall	N2	W 1-0
Feb. 21	Drexel	N2	W 3-0
Feb. 22	North Carolina	N2	W 1-0
Feb. 22	UNC Greensboro	N2	L 4-7
Mar. 8	Wright State	N3	L 0-3
Mar. 8	Eastern Kentucky	A	L 1-6
Mar. 9	Dayton	N3	W 4-2
Mar. 9	Eastern Kentucky	A	W 6-3
Mar. 9	Wright State	N3	L 1-4
Mar. 12	Valparaiso	H	L 2-6
Mar. 12	Valparaiso	H	W 5-4
Mar. 15	Iowa	N4	L 0-8
Mar. 16	DePaul	N4	L 0-8
Mar. 16	Indiana	A	L 2-13
Mar. 19	Miami (Ohio)	A	L 0-7
Mar. 19	Miami (Ohio)	A	L 0-8
Mar. 21	Alabama	A	L 0-2
Mar. 21	Alabama	A	L 0-15
Mar. 23	Auburn	A	L 4-5
Mar. 23	Auburn	A	L 0-5
Mar. 29	South Carolina	A	L 0-10
Mar. 29	South Carolina	A	L 0-5
Mar. 30	South Carolina	A	L 0-8
Mar. 30	South Carolina	A	L 2-10
Apr. 1	Middle Tenn. State	H	L 0-4
Apr. 1	Middle Tenn. State	H	L 3-4
Apr. 5	Georgia	H	L 0-2
Apr. 5	Georgia	H	W 2-1
Apr. 6	Georgia	H	L 0-7
Apr. 6	Georgia	H	L 8-13
Apr. 9	Dayton	A	L 1-4
Apr. 9	Dayton	A	W 5-2
Apr. 11	Mississippi State	H	L 1-6
Apr. 11	Mississippi State	H	L 7-12
Apr. 13	Ole Miss	H	L 0-3
Apr. 13	Ole Miss	H	L 5-6
Apr. 16	Marshall	H	L 0-8
Apr. 16	Marshall	H	W 7-0
Apr. 19	Florida	A	L 1-6
Apr. 19	Florida	A	L 0-9
Apr. 20	Florida	A	L 0-8
Apr. 20	Florida	A	L 1-2
Apr. 23	Wright State	A	L 0-3
Apr. 23	Wright State	A	L 0-8
Apr. 25	Arkansas	H	W 4-3
Apr. 25	Arkansas	H	L 3-4
Apr. 30	Morehead State	H	L 1-4
Apr. 30	Morehead State	H	W 4-2
May 2	Tennessee	A	L 1-3
May 3	Tennessee	A	L 0-8
May 3	Tennessee	A	L 4-9

N1 - Oxford, Miss.; N2 - Chapel Hill, N.C.;
N3 - Richmond, Ky.; N4 - Bloomington, Ind.

1998 • 19-43 • 6-22 SEC

Feb. 13	Sam Houston State	N1	W 1-0
Feb. 13	Oklahoma State	N1	L 0-9
Feb. 14	Louisiana Tech	N1	L 1-11
Feb. 14	Baylor	N1	L 2-10
Feb. 15	Stephen F. Austin	N1	L 1-4
Feb. 20	Illinois-Chicago	N2	W 1-0
Feb. 20	Radford	N2	W 2-1
Feb. 21	Georgia Tech	N2	L 2-6

Feb. 21	Campbell	N2	W 4-3
Feb. 22	Eastern Kentucky	N2	L 0-1
Feb. 28	Northern Illinois	N3	W 2-1
Feb. 28	Southern Illinois	A	L 1-5
Feb. 28	Southeast Missouri	N3	L 6-9
Mar. 1	Bradley	N3	L 0-1
Mar. 1	Eastern Illinois	N3	L 1-3
Mar. 3	Dayton	A	L 4-5
Mar. 3	Dayton	A	W 4-3
Mar. 6	Eastern Kentucky	A	L 2-3
Mar. 6	Miami (Ohio)	N4	W 1-0
Mar. 8	Wright State	N4	W 7-6
Mar. 8	Dayton	N4	W 7-1
Mar. 14	Ohio	H	L 6-7
Mar. 14	Kent State	H	L 2-7
Mar. 15	Eastern Kentucky	H	L 0-13
Mar. 15	Wright State	H	W 6-3
Mar. 21	Alabama	H	L 1-12
Mar. 21	Alabama	H	L 1-16
Mar. 22	Auburn	H	W 6-1
Mar. 22	Auburn	H	L 4-9
Mar. 25	Morehead State	A	W 4-1
Mar. 25	Morehead State	A	W 7-0
Mar. 27	South Carolina	H	W 3-2
Mar. 27	South Carolina	H	L 2-11
Mar. 28	South Carolina	H	L 2-3
Mar. 28	South Carolina	H	L 3-7
Mar. 31	Ball State	H	L 4-7
Mar. 31	Ball State	H	L 0-8
Apr. 4	Georgia	A	L 2-7
Apr. 4	Georgia	A	L 4-8
Apr. 5	Georgia	A	L 4-7
Apr. 5	Georgia	A	W 1-0
Apr. 8	Chattanooga	A	L 0-4
Apr. 8	Chattanooga	A	L 3-5
Apr. 10	Mississippi State	A	W 1-0
Apr. 10	Mississippi State	A	W 1-0
Apr. 11	Ole Miss	A	L 1-2
Apr. 11	Ole Miss	A	L 3-5
Apr. 17	Florida	H	L 0-2
Apr. 17	Florida	H	L 1-5
Apr. 18	Florida	H	L 1-9
Apr. 18	Florida	H	L 2-10
Apr. 21	Evansville	A	L 0-2
Apr. 21	Evansville	A	L 2-10
Apr. 24	Arkansas	A	W 5-2
Apr. 24	Arkansas	A	L 0-8
Apr. 26	LSU	A	L 0-3
Apr. 26	LSU	A	L 0-1
Apr. 29	Miami (Ohio)	H	W 3-1
May 1	Tennessee	H	L 1-6
May 1	Tennessee	H	L 1-11
May 2	Tennessee	H	L 3-5
May 2	Tennessee	H	L 2-11

1999 • 23-44 • 6-22 SEC

Feb. 12	Nicholls State	N1	L 1-5
Feb. 12	Illinois-Chicago	N1	L 0-10
Feb. 13	Stephen F. Austin	N1	W 3-1
Feb. 13	Oklahoma State	N1	L 1-2
Feb. 14	Nicholls State	N1	W 4-2
Feb. 14	Oklahoma State	N1	L 1-4
Feb. 19	East Carolina	N2	L 1-2
Feb. 19	Temple	N2	W 8-0
Feb. 20	Maryland	N2	L 0-13
Feb. 20	Ohio	N2	W 8-2
Feb. 21	Illinois-Chicago	N2	L 0-8
Feb. 27	St. Louis	N3	W 14-0
Feb. 27	Tennessee Tech	N3	L 0-11
Feb. 27	Indiana State	N3	W 3-2
Feb. 28	Georgia State	N3	L 2-6
Mar. 6	Ohio State	H	L 4-5
Mar. 6	Canisius	H	L 4-7
Mar. 7	Akron	H	L 4-5
Mar. 12	Southern Miss	N4	L 1-9
Mar. 12	Mississippi State	N4	W 3-1

2000 • 36-29 • 15-13 SEC

SEC East Champion			
Feb. 11	Oklahoma	N1	L 0-5
Feb. 11	Purdue	N1	W 2-0
Feb. 11	La.-Monroe	N1	L 4-5
Feb. 12	Southern Miss	N1	L 1-4
Feb. 12	Louisiana Tech	N1	W 5-4
Feb. 12	Southwest Texas	N1	L 3-4
Feb. 18	New Mexico	N2	L 2-5
Feb. 18	Tennessee Tech	N2	W 15-0
Feb. 19	Arizona	N2	L 0-8
Feb. 19	Oklahoma	N2	L 4-13
Feb. 20	Penn State	N2	L 0-3
Feb. 25	Connecticut	N3	W 1-0
Feb. 25	Chattanooga	N3	L 1-2
Feb. 26	Liberty	N3	W 8-3
Feb. 27	Marshall	N3	W 4-1
Mar. 1	Eastern Kentucky	A	W 12-4
Mar. 4	Virginia Tech	N4	L 3-6
Mar. 4	Tennessee	N4	L 3-7
Mar. 5	Notre Dame	N4	L 0-8
Mar. 8	Morehead State	H	W 5-0
Mar. 8	Morehead State	H	W 8-0
Mar. 11	Northern Illinois	H	W 5-3
Mar. 11	Evansville	H	L 0-2
Mar. 12	Butler	H	W 7-2
Mar. 18	Evansville	N5	W 4-0

2001 • 27-34 • 10-18 SEC

Feb. 9	Oklahoma	N1	L 1-10
Feb. 9	Baylor	N1	L 8-9
Feb. 9	Texas-San Antonio	N1	W 9-4
Feb. 10	Stephen F. Austin	N1	L 2-4
Feb. 10	Texas-San Antonio	N1	L 5-6
Feb. 16	New Mexico State	N2	W 6-1
Feb. 16	Pacific	N2	L 4-6
Feb. 17	Bowling Green	N2	W 3-2
Feb. 17	Arizona	N2	L 1-12
Feb. 18	Oklahoma State	N2	W 3-2
Feb. 23	Marshall	N3	L 5-10
Feb. 23	Chattanooga	N3	L 0-3
Feb. 24	Liberty	N3	W 8-2
Feb. 24	Virginia Tech	N3	L 0-3
Feb. 25	Liberty	N3	W 3-1
Feb. 25	Chattanooga	N3	L 1-5
Feb. 28	Eastern Kentucky	H	W 4-3
Feb. 28	Eastern Kentucky	H	W 8-0
Mar. 7	Georgia	H	W 4-1
Mar. 7	Georgia	H	L 6-9
Mar. 9	Kent State	H	W 6-1
Mar. 9	Akron	H	W 12-7
Mar. 10	Southeast Missouri	H	L 0-1
Mar. 10	Indiana	H	W 4-1
Mar. 11	Louisville	H	L 1-10
Mar. 13	Indiana	H	W 9-8
Mar. 13	Indiana	H	W 6-3
Mar. 17	Florida	H	L 3-18
Mar. 17	Florida	H	L 4-5
Mar. 18	Florida	H	L 4-5
Mar. 21	Tennessee	A	L 2-4
Mar. 21	Tennessee	A	W 7-4
Mar. 24	Ole Miss	H	L 0-12

N1 - Arlington, Texas; N2 - Tucson, Ariz.;
N3 - Chattanooga, Tenn.; N4 - Bristol, Tenn.;
N5 - Evansville, Ind.; N6 - Columbus, Ga.



ALL-TIME RESULTS

Mar. 24	Ole Miss	H	W 7-1
Mar. 25	Ole Miss	H	W 9-1
Mar. 31	Alabama	A	L 2-6
Mar. 31	Alabama	A	L 6-12
Apr. 1	Alabama	A	L 0-8
Apr. 7	Mississippi State	A	W 8-1
Apr. 7	Mississippi State	A	L 2-3
Apr. 8	Mississippi State	A	L 3-7
Apr. 11	Morehead State	H	W 8-0
Apr. 11	Morehead State	H	W 15-0
Apr. 14	South Carolina	H	L 0-3
Apr. 14	South Carolina	H	W 2-1
Apr. 15	South Carolina	H	W 6-5
Apr. 18	Louisville	A	W 3-2
Apr. 18	Louisville	A	W 4-2
Apr. 21	LSU	A	L 0-12
Apr. 21	LSU	A	L 2-5
Apr. 22	LSU	A	L 0-8
Apr. 25	Western Kentucky	A	L 4-5
Apr. 25	Western Kentucky	A	L 5-6
Apr. 28	Auburn	H	L 3-6
Apr. 28	Auburn	H	W 8-5
Apr. 29	Auburn	H	W 7-6
May 5	Arkansas	A	W 3-1
May 5	Arkansas	A	L 0-4
May 6	Arkansas	A	L 0-1
May 10	South Carolina	N3	L 1-5
May 11	Arkansas	N3	L 0-1

N1 - Arlington, Texas; N2 - Tucson, Ariz.;
N3 - Chattanooga, Tenn.

Apr. 21	LSU	H	L 2-4
Apr. 24	Georgia	A	L 0-8
Apr. 24	Georgia	A	L 4-6
Apr. 25	Georgia	A	L 3-5
Apr. 27	Auburn	A	W 8-5
Apr. 27	Auburn	A	L 1-6
Apr. 28	Auburn	A	L 1-17
May 2	Arkansas	H	W 6-5
May 3	Arkansas	H	W 4-0
May 3	Arkansas	H	L 2-7

N1 - Miami, Fla.; N2 - San Antonio, Texas
N3 - Chattanooga, Tenn.; N4 - Lexington, Ky.

2003 • 16-40 • 3-26 SEC

Jan. 31	Illinois State	N1	L 1-8
Jan. 31	Georgia	N1	L 0-5
Feb. 1	FIU	N1	W 3-2
Feb. 1	Georgia	N1	L 2-5
Feb. 2	Illinois State	N1	L 3-4
Feb. 14	Missouri	N2	W 5-4
Feb. 14	Stanford	N2	L 0-8
Feb. 15	Penn State	N2	W 2-1
Feb. 15	Missouri	N2	W 4-1
Feb. 16	Stanford	N2	L 1-4
Feb. 22	Texas Tech	N3	L 4-5
Feb. 22	Texas-San Antonio	N3	W 11-2
Feb. 22	Houston	N3	W 5-4
Feb. 23	Oregon	N3	L 1-5
Mar. 5	Ohio State	H	L 2-10
Mar. 5	Ohio State	H	L 3-12
Mar. 8	Florida	H	L 1-8
Mar. 8	Florida	H	L 2-10
Mar. 9	Florida	H	L 3-9
Mar. 12	Morehead State	H	W 10-0
Mar. 12	Morehead State	H	W 9-1
Mar. 15	Mississippi	H	W 4-1
Mar. 15	Mississippi	H	L 4-8
Mar. 16	Mississippi	H	L 7-14
Mar. 18	Georgia	H	L 1-8
Mar. 18	Georgia	H	L 1-7
Mar. 19	Georgia	H	L 0-5
Mar. 22	Alabama	A	L 4-7
Mar. 22	Alabama	A	L 1-2
Mar. 23	Alabama	A	L 2-8
Mar. 29	Mississippi State	A	L 6-7
Mar. 29	Mississippi State	A	L 0-7
Mar. 30	Mississippi State	A	L 3-6
April 2	Eastern Kentucky	H	L 5-7
April 2	Eastern Kentucky	H	L 3-5
April 5	South Carolina	H	L 0-7
April 5	South Carolina	H	L 2-7
April 6	South Carolina	H	L 0-6
April 9	Tennessee	A	L 0-8
April 9	Tennessee	A	L 4-6
April 12	LSU	A	L 0-5
April 12	LSU	A	L 1-9
April 13	LSU	A	L 1-11
April 16	Indiana	A	W 9-5
April 16	Indiana	A	L 2-4
April 18	Auburn	H	L 1-9
April 18	Auburn	H	L 4-5
April 19	Auburn	H	L 0-1
April 23	Louisville	A	W 2-0
April 23	Louisville	A	W 3-0
April 26	Arkansas	A	L 1-2
April 26	Arkansas	A	W 4-0
April 27	Arkansas	A	W 7-6
April 30	Western Kentucky	H	W 2-1
April 30	Western Kentucky	H	L 4-7
May 3	Iowa	A	W 7-4

Feb. 8	Georgia Tech	N2	W 5-3
Feb. 8	Gardner Webb	N2	W 1-0
Feb. 14	Missouri-Kansas City	N3	W 5-4
Feb. 14	Texas-San Antonio	N3	L 3-6
Feb. 15	Kansas	N3	L 5-6
Feb. 15	Texas-Arlington	N3	T 2-2
Feb. 15	Yonugstown State	H	W 3-0
Feb. 28	Northern Iowa	H	W 1-0
Feb. 29	Ball State	H	W 1-0
Feb. 29	Northern Iowa	H	W 4-3
Mar. 6	Florida	A	L 1-8
Mar. 6	Florida	A	L 0-6
Mar. 7	Florida	A	W 4-0
Mar. 9	Tennessee	H	L 2-3
Mar. 10	Tennessee	H	L 1-4
Mar. 10	Tennessee	H	L 0-1
Mar. 13	Ole Miss	A	L 0-3
Mar. 13	Ole Miss	A	W 7-3
Mar. 14	Ole Miss	A	L 0-9
Mar. 17	Georgia	A	L 1-8
Mar. 17	Georgia	A	L 0-6
Mar. 18	Georgia	A	L 3-4
Mar. 20	Alabama	H	L 3-9
Mar. 21	Alabama	H	W 7-5
Mar. 21	Alabama	H	L 5-14
Mar. 24	Louisville	H	L 0-4
Mar. 24	Louisville	H	W 3-2
Mar. 27	Mississippi State	H	L 2-8
Mar. 27	Mississippi State	H	W 4-3
Mar. 28	Mississippi State	H	L 2-6
Mar. 31	Eastern Kentucky	A	W 9-0
Mar. 31	Eastern Kentucky	A	W 9-2
April 3	South Carolina	A	L 2-3
April 3	South Carolina	A	W 4-1
April 3	South Carolina	A	L 0-4
April 7	Morehead State	A	W 10-0
April 7	Morehead State	A	W 7-2
April 10	LSU	H	L 1-9
April 10	LSU	H	L 0-9
April 11	LSU	H	L 2-6
April 14	Western Kentucky	A	W 5-2
April 14	Western Kentucky	A	L 3-4
April 21	Ohio State	A	L 4-6
April 21	Ohio State	A	W 4-3
April 24	Arkansas	H	L 0-1
April 24	Arkansas	H	W 8-5
April 25	Arkansas	H	L 1-5
April 28	Indiana	H	L 1-3
April 28	Indiana	H	W 4-2
May 1	Auburn	A	L 1-6
May 1	Auburn	A	L 0-1
May 2	Auburn	A	L 0-6

Feb. 19	North Carolina	N3	L 2-10
Feb. 20	Minnesota	N3	W 6-4
Feb. 25	Tennessee Tech	N4	W 3-1
Feb. 25	Virginia	N4	W 10-7
Feb. 26	Purdue	N4	L 4-5
Feb. 26	Kent State	N4	W 7-6
Feb. 27	Bowling Green	N4	W 1-0
Feb. 27	UT-Chattanooga	A	W 1-0
Mar. 5	Belmont	N5	W 14-1
Mar. 5	Youngstown State	N5	W 1-0
Mar. 6	Youngstown State	N5	W 8-4
Mar. 6	Belmont	N5	W 10-3
Mar. 12	Ole Miss	H	W 5-3
Mar. 12	Ole Miss	H	L 1-4
Mar. 13	Ole Miss	H	L 3-11
Mar. 15	Georgia	H	L 0-1
Mar. 15	Georgia	H	L 1-5
Mar. 16	Georgia	H	L 2-9
Mar. 19	Alabama	A	L 2-10
Mar. 19	Alabama	A	L 2-6
Mar. 20	Alabama	A	L 1-5
Mar. 23	Marshall	H	W 2-0
Mar. 23	Marshall	H	W 9-0
Mar. 25	Mississippi State	A	L 2-3
Mar. 25	Mississippi State	A	L 0-5
Mar. 26	Mississippi State	A	L 2-3
Mar. 29	Tennessee	A	L 0-5
Mar. 29	Tennessee	A	W 2-1
Mar. 30	Tennessee	A	L 1-3
Apr. 3	South Carolina	H	L 2-12
Apr. 3	South Carolina	H	L 1-10
Apr. 6	Eastern Kentucky	H	W 2-0
Apr. 9	LSU	A	L 1-6
Apr. 9	LSU	A	W 5-1
Apr. 10	LSU	A	L 0-18
Apr. 13	Western Kentucky	H	L 2-5
Apr. 13	Western Kentucky	H	W 4-2
Apr. 14	Louisville	H	W 3-2
Apr. 23	Arkansas	A	L 2-10
Apr. 23	Arkansas	A	L 0-4
Apr. 24	Arkansas	A	L 2-10
Apr. 27	Louisville	A	L 0-6
Apr. 30	Auburn	H	W 5-2
Apr. 30	Auburn	H	L 0-8
May 1	Auburn	H	L 0-10
May 7	Florida	H	L 1-13
May 7	Florida	H	L 3-11
May 8	Florida	H	L 0-8

N1 - Miami, Fla.; N2 - Palo Alto, Calif.;
N3 - Houston, Texas; N4 - Chattanooga, Tenn.;
N5 - Lexington, Ky.

2002 • 24-32 • 6-21 SEC

Feb. 1	Georgia	N1	L 2-9
Feb. 1	Illinois State	N1	L 3-9
Feb. 2	Florida International	A	W 4-2
Feb. 2	Georgia	N1	L 3-4
Feb. 3	Illinois State	N1	W 12-0
Feb. 15	Purdue	N2	W 1-0
Feb. 15	Bethune-Cookman	N2	L 1-3
Feb. 16	Texas-San Antonio	A	W 7-5
Feb. 16	Wichita State	N2	L 1-4
Feb. 17	Southwest Texas	N2	L 1-6
Feb. 17	Texas	N2	W 2-1
Feb. 22	Evansville	N3	W 6-5
Feb. 22	Birmingham Southern	N3	W 13-2
Feb. 23	Belmont	N3	W 18-2
Feb. 23	Western Kentucky	N3	L 5-6
Feb. 24	Chattanooga	A	W 4-1
Feb. 24	Samford	N3	W 10-0
Mar. 5	Morehead State	A	W 4-3
Mar. 5	Morehead State	A	W 10-2
Mar. 10	Ohio	N4	W 6-0
Mar. 10	Kent State	N4	L 5-8
Mar. 12	Ohio State	A	W 4-3
Mar. 12	Ohio State	A	L 0-4
Mar. 16	Florida	A	L 1-6
Mar. 16	Florida	A	W 7-6
Mar. 17	Florida	A	L 3-4
Mar. 23	Ole Miss	A	L 2-5
Mar. 23	Ole Miss	A	L 4-9
Mar. 24	Ole Miss	A	L 0-3
Mar. 26	Akron	H	L 2-4
Mar. 26	Akron	H	W 16-3
Mar. 30	Alabama	H	L 0-5
Mar. 30	Alabama	H	L 2-9
Mar. 31	Alabama	H	L 3-11
Apr. 6	Mississippi State	H	W 6-4
Apr. 6	Mississippi State	H	W 10-3
Apr. 7	Mississippi State	H	L 2-3
Apr. 10	Louisville	H	L 1-5
Apr. 10	Louisville	H	W 9-1
Apr. 13	South Carolina	A	L 0-4
Apr. 13	South Carolina	A	L 0-5
Apr. 14	South Carolina	A	L 0-2
Apr. 16	Eastern Kentucky	A	W 4-3
Apr. 16	Eastern Kentucky	A	W 9-2
Apr. 20	LSU	H	L 0-1
Apr. 20	LSU	H	L 1-4

2004 • 25-31-1 • 6-24 SEC

Jan. 31	Florida A & M	N1	W 9-0
Jan. 31	Florida International	N1	W 3-2
Feb. 7	UL-Lafayette	N2	L 4-8
Feb. 7	Louisiana-Monroe	N2	W 5-1

2005 • 20-41 • 4-25 SEC

Feb. 4	South Florida	N1	L 3-4
Feb. 4	Florida International	A	L 0-4
Feb. 5	Illinois State	N1	L 2-4
Feb. 5	Auburn	N1	L 1-9
Feb. 6	Illinois State	N1	L 4-5
Feb. 11	Long Beach State	N2	L 0-5
Feb. 11	San Diego State	N2	L 3-4
Feb. 12	Stanford	A	L 3-14
Feb. 12	Cal Poly	N2	L 1-5
Feb. 13	DePaul	N2	W 2-1
Feb. 18	Baylor	N3	L 0-3
Feb. 18	Houston	N3	L 0-10
Feb. 19	Texas State	N3	L 3-12

2006 • 21-36 • 4-26 SEC

Feb. 10	Washington	N1	W 6-1
Feb. 10	Oklahoma	N1	L 3-4
Feb. 11	Illinois-Chicago	N1	W 3-2
Feb. 11	Long Beach State	N1	W 6-4
Feb. 12	UNLV	N1	L 2-3
Feb. 16	Kent State	H	W 9-0
Feb. 16	Kent State	H	W 2-1
Feb. 17	Kent State	H	W 10-3
Feb. 24	Long Beach State	N2	L 2-7
Feb. 24	Colorado State	N2	L 0-1
Feb. 25	San Diego State	N2	L 3-5
Feb. 25	Indiana State	N2	W 11-3
Feb. 26	Loyola Marymount	N2	L 1-7
Mar. 3	Morehead State	H	W 9-1
Mar. 4	Ohio	H	W 6-3
Mar. 4	Youngstown State	H	W 9-0
Mar. 5	Belmont	H	W 13-1
Mar. 8	Eastern Kentucky	A	W 8-2
Mar. 11	Auburn	A	L 1-2
Mar. 11	Auburn	A	L 0-3
Mar. 12	Auburn	A	L 6-7
Mar. 14	Georgia	A	L 6-10
Mar. 14	Georgia	A	L 2-4
Mar. 15	Georgia	A	L 0-8
Mar. 18	South Carolina	A	L 2-5

EILEEN SCHMIDT

Three Seasons
Record: 61-108
SEC: 12-74





ALL-TIME RESULTS

Mar. 18	South Carolina	A	W 2-0
Mar. 19	South Carolina	A	W 2-1
Mar. 25	LSU	H	L 2-5
Mar. 25	LSU	H	L 2-13
Mar. 26	LSU	H	L 1-6
Mar. 29	Tennessee	H	L 0-8
Mar. 29	Tennessee	H	L 0-4
Mar. 30	Tennessee	H	L 0-8
Apr. 1	Alabama	H	L 0-7
Apr. 1	Alabama	H	L 0-11
Apr. 2	Alabama	H	L 0-9
Apr. 4	Ohio	H	W 7-0
Apr. 4	Ohio	H	W 3-0
Apr. 5	Western Kentucky	H	W 2-1
Apr. 5	Western Kentucky	H	W 5-4
Apr. 12	Indiana	A	L 0-2
Apr. 12	Indiana	A	L 5-6
Apr. 14	Arkansas	H	W 8-0
Apr. 15	Arkansas	H	L 1-2
Apr. 15	Arkansas	H	L 0-2
Apr. 19	Louisville	A	W 3-1
Apr. 22	Florida	A	L 2-6
Apr. 22	Florida	A	W 3-2
Apr. 23	Florida	A	L 3-5
Apr. 26	Louisville	H	L 1-4
Apr. 26	Eastern Kentucky	H	L 0-2
Apr. 29	Ole Miss	A	L 1-2
Apr. 29	Ole Miss	A	L 0-1
Apr. 30	Ole Miss	A	L 1-2
May 6	Mississippi State	H	L 4-6
May 6	Mississippi State	H	L 0-2
May 7	Mississippi State	H	L 2-3

2007 • 20-31 • 4-24 SEC

Feb. 9	Stephen F. Austin	N1	W 12-11
Feb. 9	Texas A&M CC	N1	W 10-0
Feb. 10	Southern Miss	N1	W 12-2
Feb. 10	Baylor	A	L 5-1
Feb. 10	Baylor	A	L 9-0
Feb. 11	UC Davis	A	W 5-3
Feb. 23	Saint Mary's	N2	W 13-5
Feb. 24	Sacramento St.	N2	W 9-1
Feb. 25	UC Riverside	N2	L 4-2
Feb. 25	UC Davis	A	W 8-2
Mar. 2	Butler	H	W 8-0
Mar. 2	Butler	H	W 10-5
Mar. 3	Butler	H	W 12-3
Mar. 3	Evansville	H	L 12-11
Mar. 4	IUPUI	H	W 12-5
Mar. 7	Louisville	H	W 6-3
Mar. 10	Auburn	H	L 10-1
Mar. 10	Auburn	H	L 9-4
Mar. 11	Auburn	H	W 2-1
Mar. 13	Mississippi St.	H	L 7-0
Mar. 13	Mississippi St.	H	L 9-7
Mar. 17	Georgia	A	L 11-0
Mar. 17	Georgia	A	W 6-1
Mar. 18	Georgia	A	L 6-4
Mar. 21	Marshall	H	W 8-5
Mar. 24	Ole Miss	H	W 10-5
Mar. 24	Ole Miss	H	L 5-4
Mar. 25	Ole Miss	H	W 4-3
Mar. 31	Arkansas	A	L 14-8
Mar. 31	Arkansas	A	L 5-2
Apr. 1	Arkansas	A	L 2-0
Apr. 3	LSU	A	L 4-0
Apr. 3	LSU	A	L 8-4
Apr. 5	Western Kentucky	H	L 10-4
Apr. 5	Western Kentucky	H	W 8-6
Apr. 10	Eastern Kentucky	H	W 8-7
Apr. 11	Louisville	A	L 7-6
Apr. 14	Tennessee	H	L 12-0
Apr. 14	Tennessee	H	L 8-2
Apr. 15	Tennessee	H	L 9-4
Apr. 21	South Carolina	A	L 6-5
Apr. 21	South Carolina	A	L 2-1
Apr. 22	South Carolina	A	L 2-0

Apr. 25	Indiana	H	L 5-4
Apr. 25	Indiana	H	W 5-4
Apr. 28	Alabama	A	L 12-3
Apr. 28	Alabama	A	L 6-0
Apr. 29	Alabama	A	L 8-0
May 5	Florida	H	L 7-3
May 5	Florida	H	L 7-4
May 6	Florida	H	L 8-0

RACHEL LAWSON

12 Seasons
Record: 432-275
SEC: 140-161



2008 • 17-37 • 3-25 SEC

Feb. 9	Wichita State	N1	W 5-2
Feb. 9	Chattanooga	A	W 3-2
Feb. 10	Wichita State	N1	L 6-2
Feb. 10	Chattanooga	A	L 9-6
Feb. 14	Hawai'i	A	L 9-5
Feb. 15	Long Beach State	N2	L 10-2
Feb. 15	Central Florida	N2	L 7-2
Feb. 16	Hawai'i	A	L 6-0
Feb. 16	Central Florida	N2	L 6-0
Feb. 17	Central Florida	N2	W 4-1
Feb. 24	Toledo	H	W 9-3
Feb. 24	Toledo	H	W 15-5
Feb. 29	Wright State	N3	W 5-1
Mar. 1	Marshall	N3	W 10-4
Mar. 1	Eastern Illinois	N3	W 5-1
Mar. 2	Indiana	N3	W 10-5
Mar. 5	Louisville	H	L 6-1
Mar. 12	Morehead State	H	W 5-3
Mar. 12	Morehead State	H	W 7-1
Mar. 15	Tennessee	A	W 2-0
Mar. 16	Tennessee	A	L 5-1
Mar. 16	Tennessee	A	L 2-0
Mar. 17	Miami (OH)	H	W 7-3
Mar. 21	Alabama	H	L 9-4
Mar. 22	Alabama	H	L 11-2
Mar. 22	Alabama	H	L 14-4
Mar. 26	Louisville	A	L 5-4
Mar. 29	South Carolina	H	L 5-3
Mar. 29	South Carolina	H	L 4-3
Mar. 30	South Carolina	H	L 8-1
Apr. 1	Indiana	H	L 5-4
Apr. 1	Indiana	H	L 16-13
Apr. 3	Mississippi State	A	L 1-0
Apr. 3	Mississippi State	A	L 8-0
Apr. 5	Ole Miss	A	W 3-1
Apr. 5	Ole Miss	A	L 6-1
Apr. 6	Ole Miss	A	W 4-2
Apr. 9	LSU	H	L 13-2
Apr. 9	LSU	H	L 5-2
Apr. 12	Arkansas	H	L 6-5
Apr. 12	Arkansas	H	L 3-0
Apr. 13	Arkansas	H	L 14-1
Apr. 16	Ohio State	A	W 6-3
Apr. 16	Ohio State	A	W 16-0
Apr. 19	Florida	A	L 8-0
Apr. 19	Florida	A	L 6-5
Apr. 20	Florida	A	L 8-0
Apr. 23	Eastern Kentucky	H	W 4-2
Apr. 26	Georgia	H	L 10-0
Apr. 26	Georgia	H	L 7-3
Apr. 27	Georgia	H	L 9-4
May 3	Auburn	A	L 14-1
May 3	Auburn	A	L 3-2
May 4	Auburn	A	L 5-4

N1 - Chattanooga, Tenn.; N2 - Honolulu, Hawaii; N3 - Chattanooga, Tenn.

2009 • 34-23 • 13-14 SEC

Feb. 13	Oregon	N1	W 11-9
Feb. 13	Hawaii	N1	W 8-0
Feb. 14	DePaul	N1	L 5-1
Feb. 14	UCLA	N1	L 9-6
Feb. 15	UNLV	A	W 7-1
Feb. 20	San Diego State	N2	W 6-4
Feb. 20	Louisiana	A	L 5-2
Feb. 21	Connecticut	N2	L 5-4
Feb. 22	Connecticut	N2	W 5-3
Feb. 27	Centenary	N3	W 4-0
Feb. 27	Stetson	A	W 4-2
Feb. 28	Maryland	N3	W 10-1
Feb. 28	Stetson	A	W 4-0
Mar. 7	LSU	A	L 3-2
Mar. 7	LSU	A	W 6-5
Mar. 8	LSU	A	L 10-2
Mar. 10	Morehead State	A	W 5-1
Mar. 10	Morehead State	A	W 4-3
Mar. 14	Auburn	H	W 4-3
Mar. 15	Auburn	H	W 8-0
Mar. 16	Auburn	H	W 8-0
Mar. 17	Miami (OH)	A	W 10-1
Mar. 17	Miami (OH)	A	W 6-3
Mar. 21	Arkansas	A	W 11-4
Mar. 21	Arkansas	A	L 8-5
Mar. 22	Arkansas	A	L 4-3
Mar. 24	Kent State	H	W 3-1
Mar. 24	Kent State	H	W 5-4
Mar. 26	Western Kentucky	A	W 1-0
Mar. 26	Western Kentucky	A	W 12-9
Mar. 28	Georgia	A	L 3-1
Mar. 29	Georgia	A	L 10-0
Mar. 29	Georgia	A	L 5-2
Apr. 1	Louisville	H	L 5-1
Apr. 4	Ole Miss	H	L 4-1
Apr. 4	Ole Miss	H	W 6-5
Apr. 5	Ole Miss	H	W 7-5
Apr. 8	Tennessee	H	L 14-2
Apr. 8	Tennessee	H	W 6-5
Apr. 11	Florida	H	L 1-0
Apr. 11	Florida	H	L 6-0
Apr. 14	Alabama	A	L 2-1
Apr. 14	Alabama	A	L 5-3
Apr. 22	Eastern Kentucky	H	W 7-0
Apr. 24	Mississippi State	H	W 10-3
Apr. 24	Mississippi State	H	W 4-1
Apr. 25	Mississippi State	H	W 8-7
Apr. 28	Louisville	A	L 2-0
May 2	South Carolina	A	W 4-3
May 2	South Carolina	A	W 5-1
May 3	South Carolina	A	L 9-2
May 7	Georgia	N4	W 2-0
May 8	Alabama	N4	L 2-1
May 14	BYU	N5	L 5-2
May 15	Canisius	N5	W 7-0
May 15	BYU	N5	W 4-2
May 16	Ohio State	A	L 7-2

N1 - Las Vegas, Nev.; N2 - Lafayette, La.; N3 - Deland, Fla.; N4 - SEC Tournament, Knoxville, Tenn.; N5 - NCAA Tournament, Columbus, Ohio

Mar. 5	Georgia State	N4	L 7-1
Mar. 6	Georgia Tech	A	L 6-3
Mar. 6	Western Carolina	N4	W 5-0
Mar. 7	Liberty	N4	W 7-0
Mar. 10	Louisville	H	L 3-0
Mar. 13	Auburn	A	L 3-2
Mar. 14	Auburn	A	W 5-3
Mar. 14	Auburn	A	L 1-0
Mar. 16	Alabama	H	L 7-2
Mar. 16	Alabama	H	W 1-0
Mar. 18	Morehead State	H	W 3-0
Mar. 20	Arkansas	H	W 5-0
Mar. 20	Arkansas	H	W 4-2
Mar. 21	Arkansas	H	L 9-8
Mar. 23	Tennessee	A	L 5-4
Mar. 23	Tennessee	A	L 7-1
Mar. 27	Georgia	H	L 4-2
Mar. 27	Georgia	H	W 4-2
Mar. 28	Georgia	H	L 17-5
April 2	Mississippi State	A	W 5-4
April 2	Mississippi State	A	W 2-0
April 3	Mississippi State	A	L 1-0
April 7	Louisville	A	L 6-0
April 10	South Carolina	H	W 11-3
April 10	South Carolina	H	W 4-3
April 11	South Carolina	H	W 8-0
April 14	Western Kentucky	H	W 9-3
April 17	Florida	A	L 5-3
April 17	Florida	A	W 5-2
April 18	Florida	A	L 5-0
April 21	Austin Peay	H	W 10-1
April 21	Austin Peay	H	W 10-2
April 24	LSU	H	L 5-2
April 25	LSU	H	L 9-3
April 25	LSU	H	L 3-1
April 30	Michigan	A	L 5-4
May 1	Michigan	A	L 8-4
May 8	Ole Miss	A	W 2-0
May 8	Ole Miss	A	W 4-2
May 9	Ole Miss	A	L 5-3
May 13	LSU	N5	L 2-1
May 21	Ohio State	A	W 6-5
May 22	California	N6	L 1-0
May 22	Ohio State	A	L 5-3

2011 • 40-16 • 14-9 SEC

Feb. 11	Ohio State	N1	W 9-0
Feb. 11	Florida International	A	W 5-0
Feb. 12	DePaul	N1	W 6-3
Feb. 13	Memphis	N1	L 3-2
Feb. 13	North Florida	N1	W 5-2
Feb. 18	Georgia Southern	N2	W 7-0
Feb. 18	Middle Tennessee St.	N2	W 13-0
Feb. 19	Florida State	A	L 2-0
Feb. 19	Georgia Southern	N2	W 9-1
Feb. 20	Florida State	A	W 7-2
Feb. 25	Colorado State	N3	W 7-0
Feb. 26	Stanford	A	L 4-2
Feb. 26	UC Davis	N3	W 2-0
Feb. 27	North Dakota St.	N3	W 5-4
Mar. 5	Southern Illinois	A	W 9-5
Mar. 5	Purdue	N4	W 3-0
Mar. 6	SIUE	N4	W 2-0
Mar. 11	Tennessee	H	W 9-6
Mar. 12	Tennessee	H	L 10-0
Mar. 13	Tennessee	H	W 5-4
Mar. 16	Arkansas	A	W 4-0
Mar. 16	Arkansas	A	W 7-2
Mar. 18	LSU	A	W 6-1
Mar. 19	LSU	A	L 2-1
Mar. 20	LSU	A	L 4-1
Mar. 23	Louisville	A	L 6-0
Mar. 25	Mississippi State	H	W 12-6
Mar. 26	Mississippi State	H	W 8-0
Mar. 27	Mississippi State	H	W 5-0



ALL-TIME RESULTS

April 1	Florida	H	W, 10-2
April 2	Florida	H	W, 7-6
April 3	Florida	H	W, 9-2
April 6	Austin Peay	A	W, 16-0
April 6	Austin Peay	A	W, 13-0
April 8	Georgia	A	L, 6-1
April 9	Georgia	A	L, 8-3
April 10	Georgia	A	L, 9-1
April 13	Marshall	A	W, 9-4
April 13	Marshall	A	W, 10-4
April 16	Tennessee Tech	H	W, 9-0
April 16	Tennessee Tech	H	W, 4-3
April 19	Eastern Kentucky	H	W, 7-0
April 20	Louisville	H	W, 14-8
April 23	South Carolina	A	W, 5-3
April 23	South Carolina	A	W, 3-2
April 24	South Carolina	A	L, 4-3
May 6	Auburn	H	L, 5-3
May 7	Auburn	H	W, 10-2
May 8	Auburn	H	L, 2-1
May 12	Tennessee	N5	L, 4-1
May 20	Notre Dame	N6	W, 8-0
May 21	Michigan	A	W, 7-6
May 22	Michigan	A	W, 2-1
May 28	California	H	L, 1-0
May 29	California	H	W, 8-0
May 29	California	H	L, 9-0

N1 - Miami, Fla.; N2 - Tallahassee, Fla.; N3 - Stanford, Calif.; N4 - Carbondale, Ill.; N5 - Oxford, Miss.; N6 - Ann Arbor, Mich.

2012 • 30-30 • 15-13 SEC

Feb. 9	UCLA	A	L, 7-1
Feb. 10	Pacific	N1	W, 3-2
Feb. 10	UCLA	A	L, 12-0
Feb. 11	UCLA	A	L, 6-2
Feb. 17	Wright State	N2	W, 3-0
Feb. 17	Florida Atlantic	N2	W, 6-3
Feb. 18	LIU-Brooklyn	N2	W, 2-1
Feb. 18	Michigan	N2	L, 3-0
Feb. 19	Maryland	N2	L, 2-1
Feb. 24	North Florida	N3	W, 8-3
Feb. 24	Jacksonville State	N3	W, 2-1
Feb. 25	Radford	N3	W, 9-2
Feb. 25	Georgia Southern	N3	L, 2-1
Mar. 2	Texas A&M-CC	N4	L, 3-2
Mar. 2	Stephen F. Austin	N4	W, 8-1
Mar. 3	Stephen F. Austin	N4	W, 10-2
Mar. 3	Louisiana (Lafayette)	N4	L, 5-4
Mar. 4	Nicholls State	N4	W, 9-1
Mar. 9	Alabama	H	L, 3-1
Mar. 10	Alabama	H	L, 9-1
Mar. 11	Alabama	H	L, 12-2
Mar. 13	Western Illinois	H	L, 5-4
Mar. 16	N.C. State	H	L, 6-3
Mar. 16	UAB	H	L, 6-5
Mar. 17	Missouri-Kansas City	H	W, 4-0
Mar. 17	NC State	H	W, 7-6
Mar. 18	UAB	H	L, 20-7
Mar. 21	Western Kentucky	A	W, 4-2
Mar. 23	Auburn	A	W, 8-4
Mar. 24	Auburn	A	W, 5-2
Mar. 25	Auburn	A	L, 2-1
Mar. 28	Louisville	H	L, 1-0
Mar. 30	Tennessee	A	W, 5-3
Mar. 31	Tennessee	A	L, 8-0
April 1	Tennessee	A	L, 4-2
April 4	Louisville	A	L, 2-1
April 6	South Carolina	H	L, 9-1
April 7	South Carolina	H	W, 7-0
April 8	South Carolina	H	W, 10-5
April 11	Arkansas	H	W, 9-7
April 11	Arkansas	H	L, 7-3
April 13	Georgia	H	W, 4-1
April 14	Georgia	H	W, 4-0
April 15	Georgia	H	L, 4-3
April 18	Ole Miss	A	W, 3-1
April 18	Ole Miss	A	W, 8-0

April 20	Mississippi State	A	L, 4-3
April 21	Mississippi State	A	L, 2-1
April 22	Mississippi State	A	L, 3-2
April 24	Morehead State	H	W, 3-1
April 27	Florida	A	W, 2-0
April 28	Florida	A	L, 5-0
April 29	Florida	A	L, 5-1
May 4	LSU	H	W, 4-3
May 5	LSU	H	W, 2-1
May 6	LSU	H	W, 1-0
May 10	Georgia	N5	L, 6-4
May 18	Michigan	N6	L, 3-2
May 19	Valparaiso	N6	W, 5-4
May 19	Louisville	N6	L, 3-2

N1 - Los Angeles, Calif.; N2 - Boca Raton, Fla.; N3 - Statesboro, Ga.; N4 - Lafayette, La.; N5 - Tuscaloosa, Ala.; N6 - Louisville, Ky.

2013 • 41-21 • 13-11 SEC

Feb. 8	California	N1	W, 3-2
Feb. 8	Western Michigan	N1	W, 12-1
Feb. 9	Oregon State	N1	W, 5-3
Feb. 9	Arizona State	N1	L, 8-1
Feb. 10	Portland State	N1	L, 5-3
Feb. 10	Stanford	N1	W, 3-1
Feb. 14	Cal Poly	N2	W, 1-0
Feb. 14	San Diego State	N2	W, 4-0
Feb. 15	Washington	N2	W, 3-2
Feb. 16	UC Riverside	N2	W, 11-3
Feb. 16	Oklahoma	N2	L, 11-0
Feb. 23	Georgetown	N3	W, 8-0
Feb. 23	Howard	N3	W, 14-0
Feb. 24	USC Upstate	N3	W, 12-8
Mar. 1	Illinois	N4	W, 5-4
Mar. 1	USF	N4	W, 6-3
Mar. 2	Loyola Marymount	N4	W, 4-3
Mar. 2	Central Michigan	N4	W, 3-1
Mar. 3	Western Michigan	N4	W, 8-4
Mar. 8	Ole Miss	H	L, 3-1
Mar. 9	Ole Miss	H	W, 5-2
Mar. 10	Ole Miss	H	W, 5-2
Mar. 12	North Carolina	H	W, 18-0
Mar. 15	LSU	A	L, 7-1
Mar. 16	LSU	A	L, 4-3
Mar. 17	LSU	A	L, 3-2
Mar. 19	Western Kentucky	H	W, 7-1
Mar. 20	Iowa	H	L, 3-1
Mar. 22	Mississippi State	H	W, 5-4
Mar. 22	Mississippi State	H	W, 3-2
Mar. 23	Mississippi State	H	W, 7-0
Mar. 27	Lipscomb	A	W, 8-1
Mar. 29	Tennessee	H	L, 6-0
April 3	Louisville	A	L, 5-1
April 5	South Carolina	A	W, 3-1
April 6	South Carolina	A	W, 9-4
April 7	South Carolina	A	W, 4-3
April 9	Marshall	H	W, 4-3
April 10	Eastern Kentucky	A	W, 6-2
April 10	Eastern Kentucky	A	W, 4-3
April 12	Florida	H	L, 7-4
April 13	Florida	H	W, 4-2
April 14	Florida	H	L, 6-3
April 17	Middle Tenn. State	A	W, 7-4
April 17	Middle Tenn. State	A	W, 13-1
April 19	Arkansas	A	L, 4-1
April 20	Arkansas	A	L, 4-0
April 21	Arkansas	A	W, 5-3
April 24	Louisville	H	W, 2-1
April 26	Missouri	H	L, 2-1
April 27	Missouri	H	W, 8-2
April 28	Missouri	H	L, 7-0
May 4	Alabama	A	W, 5-0
May 4	Alabama	A	L, 14-0
May 5	Alabama	A	W, 9-5
8	South Carolina	N5	L, 6-3
May 17	Marshall	N6	W, 2-1
May 18	Virginia Tech	N6	W, 6-2
May 19	Virginia Tech	N6	L, 2-0

May 19	Virginia Tech	N6	W, 1-0
May 25	Arizona State	N7	L, 5-4
May 26	Arizona State	N7	L, 5-2

2014 • 50-19 • 13-11 SEC

Feb. 6	vs. Santa Clara	N1	W, 6-0
Feb. 6	at Long Beach St.	N1	W, 10-0 (5)
Feb. 7	vs. Loyola Mary.	N1	W, 7-1
Feb. 7	vs. Oklahoma	N1	W, 5-4 (10)
Feb. 8	vs. George Wash.	N1	W, 3-0
Feb. 14	vs. Louisiana Tech	N2	W, 1-0
Feb. 14	at Texas	N2	W, 6-4
Feb. 15	vs. IPFW	N2	W, 2-1
Feb. 15	vs. Louisiana Tech	N2	W, 6-3
Feb. 16	at Texas	N2	W, 6-5
Feb. 21	vs. Penn State	N3	W, 5-0
Feb. 21	at Florida Atlantic	N3	W, 7-1
Feb. 22	vs. Kent State	N3	L, 0-3
Feb. 22	vs. Michigan	N3	L, 0-3
Feb. 23	vs. Penn State	N3	W, 8-1
Feb. 28	Butler	N4	W, 9-7
Mar. 1	Pittsburgh	N4	W, 4-3 (9)
Mar. 1	EKU	N4	W, 2-1
Mar. 7	at Mississippi State	A	W, 4-0
Mar. 8	at Mississippi State	A	L, 1-2
Mar. 9	at Mississippi State	A	W, 5-0
Mar. 11	at Marshall	A	W, 6-2
Mar. 14	at Missouri	A	L, 2-7
Mar. 15	at Missouri	A	W, 3-2
Mar. 16	at Missouri	A	W, 8-7 (8)
Mar. 18	at Indiana	H	W, 5-0
Mar. 21	Kent State	N5	W, 9-2
Mar. 21	Saint Francis&	N5	W, 10-2 (6)
Mar. 22	Fairfield	N5	W, 5-0
Mar. 22	Kansas	N5	W, 4-2
Mar. 23	Kansas	N5	L, 5-7
Mar. 23	Kent State	N5	W, 4-2
Mar. 28	Auburn	H	L, 6-7
Mar. 29	Auburn	H	L, 4-6
Mar. 30	Auburn	H	W, 2-1
April 2	Louisville	H	W, 5-0
April 4	Texas A&M	H	L, 1-6
April 5	Texas A&M	H	W, 4-2 (10)
April 6	Texas A&M	H	W, 5-3
April 8	Wright State	H	W, 9-1 (5)
April 9	Miss. Valley State	H	W, 10-0 (5)
April 11	at Ole Miss	A	W, 3-1
April 12	at Ole Miss	A	W, 3-1
April 13	at Ole Miss	A	W, 11-4 (10)
April 18	Arkansas	H	W, 4-3
April 19	Arkansas	H	W, 7-5
April 20	Arkansas	H	L, 0-8 (6)
April 22	at WKU	A	W, 11-8
April 25	Tennessee	H	L, 3-6
April 26	Tennessee	H	W, 5-2
April 27	Tennessee	H	L, 2-9
April 30	at Louisville	A	W, 7-3 (8)
May 2	at Georgia	A	L, 1-5
May 3	at Georgia	A	L, 1-4
May 4	at Georgia	A	L, 1-3
May 7	Mississippi State	N6	W, 4-3 (9)
May 8	Tennessee	N6	W, 2-0
May 9	LSU	N6	W, 4-3 (9)
May 10	Georgia	N6	L, 2-5
May 16	Ohio	N7	W, 2-0
May 17	James Madison	N7	W, 2-1
May 18	DePaul	N7	L, 2-1 (10)
May 18	DePaul	N7	W, 10-1 (5)
May 24	UCLA	N8	L, 4-6
May 25	UCLA	N8	W, 7-3
May 25	UCLA	N8	W, 7-1
May 29	La.-Lafayette	N9	W, 4-1
May 30	Alabama	N9	L, 0-2
May 31	Baylor	N9	L, 8-7 (8)

N1 - Mizuno Invitational/Easton Tournament (Long Beach, Calif.; Fullerton, Calif.); N2 - Texas Classic (Austin, Texas); N3 - FAU Invitational (Boca Raton, Fla.); N4 - UK Tournament (Lexington, Ky.); N5 - UK Tournament (Lexington, Ky.); N6 - SEC Tournament (Columbia, S.C.); N7 - NCAA Regional (Lexington, Ky.); N8 - NCAA Super Regional (Los Angeles, Calif.); N9 - WCWS (Oklahoma City, Okla.)

2015 • 32-26 • 5-19 SEC

Feb. 5	Florida A&M	A	W, 4-2
Feb. 7	at Florida State	N1	L, 3-2
Feb. 7	vs. Ga. Southern	N1	W, 9-0 (6)
Feb. 8	vs. Ga. Southern	N1	W, 10-0 (6)
Feb. 8	at Florida State	N1	W, 3-1
Feb. 13	vs. Southern Illinois	N2	W, 5-2
Feb. 14	vs. IUPUI	N2	W, 9-4
Feb. 14	at Kennesaw State	N2	L, 9-8
Feb. 19	vs. Arizona	N3	W, 5-2
Feb. 19	vs. Long Beach St.	N3	W, 13-1 (6)
Feb. 20	vs. LIU Brooklyn	N3	W, 5-3
Feb. 20	vs. Oregon State	N3	W, 6-5
Feb. 21	vs. Oklahoma	N3	L, 7-3
Feb. 21	vs. San Diego State	N3	W, 5-2
Feb. 28	Tennessee Tech	A	W, 5-1
Feb. 28	Tennessee Tech	A	W, 10-0 (5)
Mar. 6	Texas A&M	A	L, 3-0 (8)
Mar. 7	Texas A&M	A	L, 6-3
Mar. 8	Texas A&M	A	W, 2-2
Mar. 11	EKU	H	W, 2-0
Mar. 14	OHIO	H	W, 7-2
Mar. 14	OHIO	H	W, 6-4
Mar. 15	OHIO	H	W, 6-0
Mar. 17	Murray State	A	W, 5-2
Mar. 17	Murray State	A	W, 1-0
Mar. 18	INDIANA	A	W, 4-1
Mar. 20	Auburn	A	L, 5-0
Mar. 21	Auburn	A	L, 4-1
Mar. 21	Auburn	A	L, 9-7
Mar. 27	LSU	H	W, 3-1
Mar. 28	LSU	H	W, 5-2
Mar. 29	LSU	H	L, 2-0
April 1	Louisville	A	W, 4-0
April 3	Alabama	H	W, 2-1
April 4	Alabama	H	L, 7-3
April 5	Alabama	H	L, 2-0
April 6	FAU	H	W, 3-1
April 6	FAU	H	W, 7-1
April 11	Florida	A	L, 1-0
April 12	Florida	A	L, 6-3
April 13	Florida	A	L, 2-0
April 17	South Carolina	H	L, 6-4
April 18	South Carolina	H	W, 2-0
April 18	South Carolina	H	L, 7-6 (11)
April 21	Louisville	H	L, 8-0 (6)
April 22	WKU	H	W, 1-0 (9)
April 24	Georgia	H	L, 3-0
April 25	Georgia	H	L, 6-4
April 26	Georgia	H	L, 8-4
May 1	Tennessee	A	L, 7-1
May 2	Tennessee	A	L, 6-5
May 3	Tennessee	A	L, 4-1
May 6	Tennessee	N4	L, 5-4
May 15	Northwestern	N5	W, 5-4
May 16	Ball State	N5	W, 5-0
May 17	Notre Dame	N5	W, 4-3
May 23	Florida	N6	L, 7-0
May 24	Florida	N6	L, 1-0

N1 - Renegade Classic (Tallahassee, Fla.); N2 - Phyllis Rafter Memorial Invitational (Kennesaw, Ga.); N3 - Mary Nutter Collegiate Classic (Palm Springs, Calif.); N4 - SEC Tournament (Baton Rouge, La.); N5 - NCAA South Bend Regional (South Bend, Ind.); N6 - NCAA Gainesville Super Regional (Gainesville, Fla.)



ALL-TIME RESULTS

2016 • 46-14 • 17-7 SEC

Feb. 12	No. 25 Notre Dame	N1	W, 10-7
Feb. 12	Oregon State	N1	L, 8-0
Feb. 13	No. 4 Oregon	N1	W, 8-6
Feb. 14	New Mexico	N1	W, 14-6
Feb. 15	No. 23 Utah	N1	W, 1-0
Feb. 15	at No. 20 Arizona St.	A	W, 5-3
Feb. 18	San Diego	N2	W, 5-1
Feb. 18	at San Diego St.	A	W, 5-1
Feb. 19	California	N2	L, 5-1
Feb. 20	South Dakota	N2	W, 10-0
Feb. 20	Texas Tech	N2	W, 10-0
Feb. 26	Lipscomb	N3	W, 4-0
Feb. 26	Miami (OH)	N3	W, 8-0
Feb. 27	Eastern Illinois	N3	W, 9-1
Feb. 27	at Chattanooga	A	W, 6-2
Feb. 28	Evansville	N3	W, 7-1
March 4	Albany	N4	W, 8-0
March 4	Lehigh	N4	W, 7-1
March 5	UNC Charlotte	N4	L, 5-3
March 5	at Winthrop	A	W, 11-0
March 6	at Winthrop	A	W, 8-0
March 9	Indiana	H	W, 3-1
March 11	at South Carolina	A	W, 8-2
March 12at	South Carolina	A	W, 5-1
March 13at	South Carolina	A	W, 4-0
March 16at	Marshall	A	W, 1-0
Match 1	Ole Miss	H	L, 3-1
March 19	Ole Miss	H	W, 3-1
March 20	Ole Miss	H	W, 6-2
March 22	Northern Kentucky	H	W, 9-0
March 23	Murray State	H	W, 6-1
March 25	at Arkansas	A	W, 9-0
March 26	at Arkansas	A	W, 7-1
March 27	at Arkansas	A	W, 12-4
March 29	at Ohio	A	L, 1-0
March 29	at Ohio	A	W, 3-0
April 1	No. 3 Auburn	H	L, 9-0
April 2	No. 3 Auburn	H	L, 6-5
April 3	No. 3 Auburn	H	L, 3-1 (9)
April 9	at No. 8 LSU	A	W, 1-0
April 10	at No. 8 LSU	A	W, 3-0
April 11	at No. 8 LSU	A	W, 2-0
April 13	Eastern Kentucky	H	W, 2-1
April 15	No. 18 Missouri	H	W, 7-6
April 16	No. 18 Missouri	H	L, 9-2
April 17	No. 18 Missouri	H	W, 3-2
April 20	at Western Kentucky	A	W, 5-0
April 22	at No. 4 Alabama	A	W, 3-2
April 23	at No. 4 Alabama	A	L, 7-1
April 24	at No. 4 Alabama	A	L, 3-0
April 27	at Louisville	A	W, 2-1
May 6	Mississippi State	H	W, 3-2 (9)
May 7	Mississippi State	H	W, 1-0 (8)
May 8	Mississippi State	H	W, 4-0
May 12	No. 10 LSU	N5	L, 3-1
May 21	Butler	N6/H	W, 6-1
May 21	No. 25 Utah	N6/H	L, 3-0
May 21	Illinois	N6/H	W, 3-2
May 22	No. 25 Utah	N6/H	W, 4-0
May 22	No. 25 Utah	N6/H	L, 5-3

N1= Kajokawa Classic (Tempe, Ariz.); N2= Campbell/Cartier Classic (San Diego, Calif.); N3= Winthrop Invitational (Rock Hill, S.C.); N4= Chattanooga Frost Classic (Chattanooga, Tenn.); N5= SEC Tournament (Starkville, MS); N6= NCAA Tournament Regionals (Lexington).

2017 • 39-19 • 12-12 SEC

Feb. 10	vs. Florida A&M	N1	W, 4-2
Feb. 10	vs. Pitt	N1	L, 3-1 (8)
Feb. 11	vs. Pitt	N1	L, 6-3
Feb. 11	at UCF	N1	W, 6-3
Feb. 12	vs. Florida A&M	N1	W, 3-0
Feb. 15	at No. 5 UCLA	A	L, 6-2
Feb. 15	at No. 5 UCLA	A	W, 2-1 (11)
Feb. 17	vs. UC-Davis	N2	W, 4-1
Feb. 17	vs. No. 7 Oregon	N2	L, 5-4
Feb. 24	vs. UConn	N3	W, 4-2
Feb. 24	vs. Florida A&M	N3	W, 2-0
Feb. 25	vs. Memphis	N3	W, 9-1 (5)
Feb. 25	at Florida Atlantic	N3	W, 6-2
Feb. 26	vs. Memphis	N3	W, 12-0 (5)
March 3	vs. Northern Illinois	N4	W, 2-0
March 3	vs. Southern Illinois	N4	W, 7-1
March 4	vs. Illinois-Chicago	N4	W, 6-2
March 9	Dayton	H	W, 1-0
March 10	Evansville	H	W, 4-1
March 10	Drexel	H	W, 9-1
March 11	Kent State	H	W, 2-0
March 12	No. 15 Michigan	H	W, 5-1
March 18	at No. 16 Georgia	A	W, 2-1
March 19	at No. 16 Georgia	A	L, 7-5
March 20	at No. 16 Georgia	A	L, 3-1
March 24	vs. No. 22 Arkansas	H	W, 2-1
March 25	vs. No. 22 Arkansas	H	W, 7-5
March 25	vs. No. 22 Arkansas	H	W, 2-0
March 29	at Northern Kentucky	A	W, 2-1
March 31	at No. 24 Ole Miss	A	L, 7-1
April 1	at No. 24 Ole Miss	A	W, 1-0
April 2	at No. 24 Ole Miss	A	L, 4-0
April 7	No. 17 Tennessee	H	L, 9-0 (5)
April 8	No. 17 Tennessee	H	L, 5-2
April 9	No. 17 Tennessee	H	L, 9-4
April 12	at Louisville	A	W, 10-1 (6)
April 14	No. 3 Florida	H	L, 4-0
April 15	No. 3 Florida	H	W, 5-1
April 16	No. 3 Florida	H	L, 2-0
April 19	at Indiana	A	W, 6-2
April 21	at Mizzou	A	W, 6-2
April 22	at Mizzou	A	W, 4-0
April 23	at Mizzou	A	W, 10-8
April 25	at Eastern Kentucky	A	W, 5-0
April 26	at UT-Martin	A	W, 8-2
April 28	No. 4 Texas A&M	H	L, 4-2
April 29	No. 4 Texas A&M	H	W, 7-2
April 30	No. 4 Texas A&M	H	W, 7-4
May 5	at Mississippi St.	A	L, 6-2
May 6	at Mississippi St.	A	L, 5-3
May 7	at Mississippi St.	A	W, 10-7 (11)
May 10	vs. #23 South Carolina	N5	W, 7-3
May 11	vs. No. 8 Auburn	N5	L, 2-0
May 19	vs. DePaul	N6/H	W, 6-0
May 20	vs. Illinois	N6/H	W, 1-0
May 21	vs. Illinois	N6/H	W, 4-2
May 26	at No. 3 Oregon	N7/A	L, 4-0
May 27	at No. 3 Oregon	N7/A	L, 6-5

N1 = UCF Knights Invitational (Orlando, Fla.); N2 = Mary Nutter Classic (Palm Springs, Calif.); N3 = FAU Owls Invitational (Boca Raton, Fla.); N4 = Coach B Classic (Carbondale, Ill.); N5 = 2017 SEC Tournament (Knoxville, Tenn.); N6 = NCAA Regionals (Lexington, Ky.); N7 = NCAA Super Regionals (Eugene, Oregon)

2018 • 35-21 • 8-15 SEC

Feb. 10	at New Mexico State	A	L, 9-12
Feb. 10	at New Mexico State	A	L, 6-10
Feb. 11	at New Mexico State	A	W, 10-2
Feb. 15	at San Diego State	N1	W, 5-0
Feb. 16	vs. Cal State Fullerton	N1	W, 10-2
Feb. 17	vs. North Dakota State	N1	W, 2-0
Feb. 17	vs. Cal State Fullerton	N1	W, 11-0
Feb. 23	vs. No. 22 Minnesota	N2	L, 1-2
Feb. 23	vs. Duke	N2	W, 5-0
Feb. 24	vs. Bradley	N2	W, 11-6
Feb. 24	vs. Harvard	N2	W, 9-3
Feb. 25	vs. Purdue	N2	W, 5-3
March 1	vs. Dayton	H	W, 4-1
March 3	vs. Ohio	N3	W, 5-3
March 3	vs. Semo	N3	W, 4-2
March 4	vs. Semo	N3	W, 11-2
March 4	vs. Ohio	N3	W, 11-1
March 6	SIUE	H	W, 4-1
March 9	No. 2 Florida	A	L, 0-6
March 10	No. 2 Florida	A	L, 2-3
March 11	No. 2 Florida	A	L, 0-4
March 12	Northern Illinois	H	W, 8-4
March 14	Indiana	H	W, 15-2
March 17	No. 8 LSU	H	W, 4-1
March 18	No. 8 LSU	H	W, 2-0
March 23	at No. 11 Auburn	A	L, 1-3
March 24	at No. 11 Auburn	A	L, 0-1
March 25	at No. 11 Auburn	A	L, 4-6
March 31	No. 16 Alabama	H	L, 0-9
March 31	No. 16 Alabama	H	W, 11-6
April 1	No. 16 Alabama	H	L, 3-9
April 3	Eastern Kentucky	H	W, 10-0
April 4	Louisville	H	W, 8-0
April 6	Middle Tennessee St.	H	W, 12-1
April 6	Middle Tennessee St.	H	W, 10-1
April 10	at Eastern Kentucky	A	W, 1-0
April 13	at No. 9 Texas A&M	A	L, 2-9
April 14	at No. 9 Texas A&M	A	L, 3-4
April 15	at No. 9 Texas A&M	A	W, 3-2
April 18	at WKU	A	W, 7-1
April 20	No. 6 Georgia	H	L, 0-1
April 21	No. 6 Georgia	H	W, 4-2
April 22	No. 6 Georgia	H	L, 1-3
April 27	at No. 6 Tennessee	A	W, 9-8
April 28	at No. 6 Tennessee	A	W, 1-8
April 29	at No. 6 Tennessee	A	L, 0-6
May 4	No. 12 South Carolina	H	W, 7-5
May 6	No. 12 South Carolina	H	W, 8-4
May 6	No. 12 South Carolina	H	L, 3-9
May 9	vs. No. 15 Arkansas	N4	L, 1-3
May 19	vs. Illinois-Chicago	N5/H	W, 10-1
May 19	vs. Notre Dame	N5/H	W, 10-1
May 20	vs. Notre Dame	N5/H	W, 10-0
May 24	at No. 1 Oregon	N6/A	W, 9-6
May 25	at No. 1 Oregon	N6/A	L, 1-6
May 26	at No. 1 Oregon	N6/A	L, 1-11

N1 = Campbell/ Cartier Classic (San Diego); N2 = Disney Citrus Classic (Orlando, Fla.); N3 = John Cropp Classic (Lexington, Ky.); N4 = 2018 SEC Tournament (Knoxville, Tenn.); N5 = NCAA Regionals (Lexington, Ky.); N6 = NCAA Super Regionals (Eugene, Oregon)

2019 • 36-24 • 14-10 SEC

Feb. 8	vs. Illinois	N1	L, 6-5 (8)
Feb. 8	at Houston	N1	L, 4-3
Feb. 9	vs. Sam Houston St.	N1	W, 6-0
Feb. 9	at Houston	N1	W, 13-1
Feb. 10	vs. Oklahoma St.	N1	L, 8-7
Feb. 14	vs. Oklahoma	N2	L, 9-1 (6)
Feb. 15	vs. Hofstra	N2	W, 8-0 (5)
Feb. 15	vs. Utah	N2	W, 13-2 (5)
Feb. 16	vs. Texas	N2	L, 4-3
Feb. 16	vs. Oregon	N2	W, 12-3 (6)
Feb. 17	vs. James Madison	N2	W, 6-1
Feb. 21	vs. North Carolina	N3	W, 1-0
Feb. 22	vs. Washington	N3	L, 4-2
Feb. 22	vs. Bethune-Cookman	N3	W, 10-2 (5)
Feb. 23	vs. California	N3	W, 5-0
Feb. 23	vs. UCLA	N3	L, 12-4 (5)
March 1	vs. St. Louis	N4	W, 10-0 (5)
March 2	vs. Southern Illinois	N4	W, 6-5
March 2	vs. Murray State	N4	W, 14-4
March 8	at South Carolina	A	W, 5-0
March 9	at South Carolina	A	W, 11-2
March 10	at South Carolina	A	W, 5-1
March 12	Miami	H	W, 9-1 (5)
March 13	Syracuse	H	W, 13-0 (5)
March 15	Mississippi State	H	W, 8-0 (5)
March 16	Mississippi State	H	W, 9-8
March 17	Mississippi State	H	W, 4-1
March 20	Marshall	A	W, 9-4
March 22	Missouri	H	L, 10-8
March 23	Missouri	H	L, 11-8
March 24	Missouri	H	L, 8-4
March 26	Western Kentucky	H	L, 4-1
March 29	Arkansas	A	L, 1-0
March 30	Arkansas	A	W, 16-2
March 31	Arkansas	A	L, 3-2
April 3	Eastern Kentucky	A	W, 11-5
April 5	Ole Miss	H	W, 11-4 (6)
April 6	Ole Miss	H	L, 8-4
April 6	Ole Miss	H	L, 6-2
April 9	Northern Kentucky	A	W, 13-0 (5)
April 12	LSU	A	W, 3-2
April 13	LSU	A	L, 5-0
April 14	LSU	A	L, 5-2
April 17	Louisville	A	L, 8-7
April 21	Auburn	H	W, 7-0
April 21	Auburn	H	W, 7-3
April 22	Auburn	H	W, 7-0
April 24	Eastern Kentucky	H	W, 10-2
April 26	Alabama	A	W, 4-1
April 27	Alabama	A	L, 3-1
April 28	Alabama	A	W, 3-2 (14)
May 4	Texas Tech	A	L, 7-5
May 5	Texas Tech	A	L, 9-6
May 10	Ole Miss	N5	W, 8-0 (5)
May 17	Toledo	H/N6	W, 7-2
May 18	Virginia Tech	H/N6	W, 8-1
May 19	Virginia Tech	H/N6	W, 11-1 (6)
May 24	Washington	A/N7	L, 3-0
May 25	Washington	A/N7	L, 5-0

N1 = Houston Invitational (Houston, Texas); N2 = St. Pete/Clearwater Elite Invitational (Clearwater, Fla.); N3 = Mary Nutter Collegiate Classic (Palm Springs, Calif.); N4 = Coach B Classic (Chattanooga, Tenn.); N5 = SEC Tournament (College Station, Texas); N6 = NCAA Regionals (Lexington, Ky.); N7 = NCAA Super Regionals (Seattle, Wash.)



ALL-TIME HONORS

Frank G. Hamm “Society of Character” Inductees

1999 - Michelle Bucci
1999 - Tiffany Kruse
2000 - Sarah Snider
2000 - Tracie Potts
2001 - Angie Dal Pozzo
2001 - Andrea Eilertson
2001 - Beth Fogle
2001 - Leslie Kwiatkowski
2002 - Sandi Dengler
2002 - Jennifer Howland
2003 - Nikki Jones
2003 - Lyndsey Angus
2005 - Jessica Nance
2005 - Meghan Cooper
2006 - Ashley Fertic
2006 - Megan Glenn
2006 - Amy Kendall
2008 - Ashley Dimkich
2009 - Natalie Smith
2010 - Sam. DeMartine
2010 - Molly Johnson
2011 - Meagan Aull
2011 - Megan Yocke
2012 - Macy Allen
2012 - Ashleigh Gustafson
2012 - Rachel Riley
2013 - Kara Dill
2014 - Ginny Carroll
2014 - Lauren Cumbess
2014 - Emily Jolly
2016 - Kelsey Nunley
2016 - Maisie Steed
2016 - Christian Stokes
2017 - Meagan Prince
2017 - Breanne Ray
2017 - Shannon Smith
2018 - Brooklin Hinz
2018 - Katie Reed
2018 - Erin Rethlake
2019 - Abbey Cheek
2019 - Sarah Rainwater
2019 - Jenny Schaper

“Omicrom Delta Kappa National Leadership Honor Society” Inductees

1999 - Michelle Bucci
1999 - Sarah Snider
2000 - Jennifer Howland
2001 - Morgan Marr
2005 - Amy Kendall
2005 - Ashley Fertic
2006 - Jenny Sibert
2007 - Ashley Dimkich
2008 - Samantha Allen
2008 - Megan Jolly
2010 - Meagan Aull
2010 - Molly Johnson
2010 - Natalie Smith

SEC Academic Honor Roll 1997

Michelle Bucci
Lorie Horner
Lyndsey Houser
Susan Moore

1998

Michelle Bucci
Keary Camunas
Lorie Horner

Lyndsey Houser
Tiffany Kruse
Leslie Kwiatkowski
Susan Moore
Sarah Snider
1999
Michelle Bucci
Keary Camunas
Tiffany Kruse
Leslie Kwiatkowski
Sarah Snider

2000

Colleen Boddy
Michelle Bucci
Keary Camunas
Angie Dal Pozzo
Sandi Dengler
Beth Fogle
Jennifer Howland
Tiffany Kruse
Leslie Kwiatkowski
Tracie Potts
Sarah Snider

2001

Colleen Boddy
Michelle Bucci
Angie Dal Pozzo
Sandi Dengler
Beth Fogle
Jennifer Howland
Tiffany Kruse
Leslie Kwiatkowski
Tracie Potts
Sarah Snider

2002

Lyndsey Angus
Angie Dal Pozzo
Sandi Dengler
Beth Fogle
Jennifer Howland
Tiffany Kruse
Leslie Kwiatkowski
Morgan Marr
Bethany Wiegand

2003

Lyndsey Angus
Angela Dal Pozzo
Sandi Dengler
Beth Fogle
Rachel Friberg
Jennifer Howland
Nikki Jones
Morgan Marr

2004

Meghan Cooper
Rachel Friberg
Amy Kendall
Lori Melchi

2005

Katie Campbell
Meghan Cooper
Ashley Fertic
Gina Florence
Megan Glenn
Amber Janneck
Amy Kendall
Emily Marks

Brooke Marnitz
Lori Melchi
Jessica Nance
Gretchen Prugh
Jenny Sibert

2006

Samantha Allen
Meghan Cooper
Ashley Dimkich
Ashley Fertic
Gina Florence
Megan Glenn
Amy Kendall
Brooke Marnitz
Lori Melchi
Jenny Sibert

2007

Samantha Allen
Becky Bishop
Lindsay Brogdon
Ashley Dimkich
Elizabeth Fadde
Ashley Fertic
Gina Florence
Brooke Marnitz
Katie Campbell
Jenny Sibert
Natalie Smith
Jennifer Young

2008

Samantha Allen
Meagan Aull
Lindsay Brogdon
Ashley Dimkich
Molly Johnson
Megan Jolly
Katei McCarty
Annie Rowlands
Natalie Smith
Megan Yocke

2009

Jessica Adkins
Macy Allen
Chanda Bell
Ashleigh Gustafson
Molly Johnson
Destinee Mordecai
Kristen O’Haver
Rachel Riley
Annie Rowlands
Natalie Smith

2010

Jessica Adkins
Macy Allen
Meagan Aull
Chanda Bell
Samantha DeMartine
Kara Dill
Ashleigh Gustafson
Molly Johnson
Destinee Mordecai
Alice O’Brien
Rachel Riley
Annie Rowlands
Erika Silence
Natalie Smith
Megan Yocke
Jennifer Young

2011

Macy Allen
Meagan Aull
Ginny Carroll
Brittany Cervantes
Samantha DeMartine
Kara Dill
Emily Gaines
Ashleigh Gustafson
Emily Jolly
Aubrey Lamar
Alice O’Brien
Rachel Riley
Annie Rowlands
Erika Silence
Krystal Smith
Megan Yocke
Ellen Weaver

2012

Macy Allen
Chanda Bell
Ginny Carroll
Brittany Cervantes
Lauren Cumbess
Kara Dill
Emily Gaines
Ashleigh Gustafson
Emily Jolly
Aubrey Lamar
Alice O’Brien
Rachel Riley
Erika Silence
Krystal Smith
Ellen Weaver
Lindsay Griggs
Kara Howard
Griffin Joiner

2013

Ginny Carroll
Lauren Cumbess
Kara Dill
Sarah Frazer
Emily Gaines
Griffin Joiner
Emily Jolly
Krystal Smith
Ellen Weaver
Katie Henderson
Kelsey Nunley
Darlington Richardson
Nikki Sagermann
Sylver Samuel
Ansley Smith
Maisie Steed
Christian Stokes

2014

Ginny Carroll
Lauren Cumbess
Sarah Frazer
Emily Gaines
Kara Howard
Griffin Joiner
Emily Jolly
Kelsey Nunley
Darlington Richardson
Nikki Sagermann
Sylver Samuel
Ansley Smith
Krystal Smith

Maisie Steed
Christian Stokes
Meagan Prince
Breanne Ray
Shannon Smith

2015

Haley Andrus
Brooklin Hinz
Kara Howard
Griffin Joiner
Stephanie Martino
Kelsey Nunley
Meagan Prince
Buzz Ray
Erin Rethlake
Darlington Richardson
Nikki Sagermann
Sylver Samuel
Ansley Smith
Shannon Smith
Maisie Steed
Christian Stokes

2016

Brooklin Hinz
Stephanie Martino
Kelsey Nunley
Meagan Prince
Breanne Ray
Erin Rethlake
Nikki Sagermann
Sylver Samuel
Ansley Smith
Shannon Smith
Maisie Steed
Christian Stokes

2017

Abbey Cheek
Kelsee Henson
Brooklin Hinz
Hannah Huffman
Madison Kearschner
Meagan Prince
Sarah Rainwater
Breanne Ray
Katie Reed
Erin Rethlake
Jenny Schaper
Shannon Smith

2018

Abbey Cheek
Kelsee Henson
Brooklin Hinz
Hannah Huffman
Alex Martens
Kierston Moore
Sarah Rainwater
Katie Reed
Erin Rethlake
Ashley Ruiz
Jenny Schaper
Larissa Spellman
Bailey Vick

2019

Grace Baalman
Abbey Cheek
Kelsee Henson
Autumn Humes
Lauren Johnson



ALL-TIME HONORS

Alex Martens
Mallory Peyton
Sarah Rainwater
Katie Reed
Jenny Schaper
Larissa Spellman
Bailey Vick

GTE Academic All-America Second Team

2000 - Leslie Kwiatkowski
2001 - Angie Dal Pozzo
2002 - Beth Fogle
2003 - Lyndsey Angus

GTE Academic All-America All-District IV

First Team

1999 - Leslie Kwiatkowski
2001 - Leslie Kwiatkowski
2001 - Angie Dal Pozzo
2002 - Angie Dal Pozzo
2002 - Beth Fogle
2003 - Lyndsey Angus

Second Team

2000 - Angie Dal Pozzo
2000 - Beth Fogle
2004 - Meghan Cooper

SEC Scholar-Athlete of Year

2011 - Meagan Aull
2018 - Katie Reed
2019 - Katie Reed

ESPN The Magazine Academic All-America All-District IV

First Team

2006 - Meghan Cooper
2007 - Brooke Marnitz

Second Team

2006 - Ashley Fertic
2006 - Brooke Marnitz
2007 - Ashley Fertic
2008 - Ashley Dimkich

CoSIDA Academic All-America

2011 - Meagan Aull
2017 - Breanne Ray
2018 - Bailey Vick, Katie Reed
2019 - Katie Reed, Jenny Schaper

CoSIDA Academic All-District

2013 - Kara Dill
2014 - Griffin Joiner
2014 - Lauren Cumbess
2014 - Emily Gaines
2015 - Griffin Joiner, Breanne Ray
2016 - Breanne Ray
2017 - Breanne Ray, Katie Reed
2018 - Katie Reed, Bailey Vick
2019 - Katie Reed, Jenny Schaper, Abbey Cheek

NFCA All-America

First Team

2016 - Kelsey Nunley
2019 - Abbey Cheek (unanimous)

Second Team

2009 - Molly Johnson

Third Team

2017 - Katie Reed

NFCA National Player of the Year

2019 - Abbey Cheek

NFCA All-Region Team

2000 - Leslie Kwiatkowski
2002 - Nikki Jones
2003 - Nikki Jones
2007 - Brooke Marnitz
2009 - Molly Johnson
2009 - Megan Yocke
2010 - Molly Johnson
2010 - Megan Yocke
2011 - Meagan Aull (2nd)
2011 - Brittany Cervantes (2nd)
2011 - Kara Dill (2nd)
2011 - Rachel Riley (1st)
2011 - Megan Yocke (1st)
2013 - Lauren Cumbess (2nd)
2014 - Griffin Joiner (3rd)
2014 - Kelsey Nunley (3rd)
2014 - Nikki Sagermann (3rd)
2014 - Lauren Cumbess (3rd)
2015 - Kelsey Nunley (3rd)
2015 - Griffin Joiner (3rd)
2016 - Kelsey Nunley (2nd)
2016 - Meagan Prince (3rd)
2016 - Abbey Cheek (3rd)
2017 - Katie Reed (2nd)
2018 - Bailey Vick (3rd)
2019 - Abbey Cheek (1st)
2019 - Alex Martens (2nd)
2019 - Jenny Schaper (2nd)
2019 - Katie Reed (3rd)

All-SEC Honors

First Team

2000 - Leslie Kwiatkowski
2001 - Lyndsey Angus
2002 - Lyndsey Angus
2002 - Nikki Jones
2009 - Molly Johnson
2010 - Molly Johnson
2011 - Megan Yocke
2012 - Brittany Cervantes
2016 - Kelsey Nunley
2017 - Katie Reed
2019 - Abbey Cheek
2019 - Jenny Schaper

Second Team

2000 - Tiffany Kruse
2001 - Nikki Jones
2002 - Beth Fogle
2003 - Lyndsey Angus
2003 - Nikki Jones
2007 - Brooke Marnitz
2008 - Molly Johnson
2009 - Megan Yocke
2010 - Megan Yocke
2011 - Meagan Aull
2011 - Kara Dill
2012 - Kara Dill

2013 - Griffin Joiner
2014 - Kelsey Nunley
2014 - Nikki Sagermann
2018 - Katie Reed
2019 - Katie Reed

Defensive Team

2010 - Molly Johnson
2010 - Megan Yocke
2012 - Brittany Cervantes
2013 - Griffin Joiner
2014 - Griffin Joiner
2015 - Griffin Joiner
2016 - Maisie Steed
2016 - Christian Stokes
2017 - Bailey Vick
2018 - Katie Reed
2019 - Katie Reed
2019 - Abbey Cheek
2019 - Jenny Schaper

Freshman Team

2004 - Amber Janneck
2006 - Megan Miller
2007 - Natalie Smith
2007 - Molly Johnson
2008 - Meagan Aull
2008 - Megan Yocke
2009 - Chanda Bell
2009 - Brittany Cervantes
2011 - Emily Jolly
2012 - Griffin Joiner
2013 - Kelsey Nunley
2016 - Abbey Cheek
2017 - Alex Martens
2017 - Bailey Vick
2018 - Grace Baalman
2019 - Kayla Kowalik

SEC Coach of the Year

2000 - Beth Pruitt
2016 - Rachel Lawson

SEC Player of the Year

2019 - Abbey Cheek

SEC Pitcher of the Year

2016 - Kelsey Nunley

National Players of the Week

Louisville Slugger/NFCA

2012 - Chanda Bell
2014 - Griffin Joiner

USA Softball

2009 - Molly Johnson
2011 - Megan Yocke

SEC Players of the Week

SEC Pitcher of the Week

2000 - Keary Camunas
2012 - Chanda Bell (twice)
2012 - Lauren Cumbess
2013 - Kelsey Nunley
2015 - Kelsey Nunley (twice)
2016 - Kelsey Nunley (twice)
2016 - Meagan Prince
2019 - Autumn Humes (twice)

SEC Player of the Week

2000 - Lyndsey Angus
2000 - Leslie Kwiatkowski
2001 - Lyndsey Angus

2001 - Beth Fogle
2003 - Crystalie Wolfe
2007 - Brook Marnitz
2009 - Molly Johnson
2010 - Brittany Cervantes
2011 - Brittany Cervantes
2011 - Megan Yocke
2011 - Meagan Aull
2012 - Brittany Cervantes
2014 - Griffin Joiner
2018 - Abbey Cheek
2019 - Abbey Cheek

SEC Freshman of the Week

2006 - Jessica Trueblood
2007 - Molly Johnson (twice)
2007 - Natalie Smith
2009 - Chanda Bell (twice)
2009 - Rachel Riley
2012 - Griffin Joiner
2013 - Kelsey Nunley
2013 - Christian Stokes
2014 - Shannon Smith
2016 - Katie Reed
2016 - Abbey Cheek
2017 - Bailey Vick (twice)
2018 - Grace Baalman
2018 - Mallory Peyton
2019 - Kayla Kowalik

SEC All-Tournament Team

2014 - Kelsey Nunley
2014 - Nikki Sagermann
2014 - Christian Stokes
2019 - Abbey Cheek
2019 - Autumn Humes

WCWS All-Tournament Team

2014 - Kelsey Nunley





CAREER RECORDS

Games Played

1. Leslie Kwiatkowski	254	(1998-2001)
2. Tiffany Kruse	252	(1998-2001)
3. Griffin Joiner	249	(2012-2015)
Christian Stokes	249	(2013-2016)
5. Sylvester Samuel	244	(2013-2016)
6. Nikki Sagermann	242	(2013-2016)
7. Andy Eilertson	239	(1999-2002)
8. Lauren Cumbess	236	(2011-2014)
Maisie Steed	236	(2013-2016)
10. Emily Jolly	235	(2011-2014)

HITTING

Hits

1. Leslie Kwiatkowski	285	(1998-2001)
2. Nikki Jones	268	(2000-2003)
3. Molly Johnson	264	(2007-2010)
4. Katie Reed	256	(2016-2019)
5. Lyndsey Angus	239	(2000-2003)
6. Abbey Cheek	228	(2016-2019)
7. Tiffany Kruse	224	(1998-2001)
Natalie Smith	224	(2007-2010)
9. Griffin Joiner	212	(2012-2015)
10. Meagan Aull	211	(2008-2011)

Runs Batted In

1. Abbey Cheek	202	(2016-2019)
2. Brittany Cervantes	161	(2009-2012)
3. Griffin Joiner	143	(2012-2015)
4. Leslie Kwiatkowski	137	(1998-2001)
5. Molly Johnson	135	(2007-2010)
6. Alex Martens	134	(2017-Pres.)
7. Jenny Schaper	122	(2016-2019)
8. Nikki Sagermann	121	(2013-2016)
9. Katie Reed	118	(2016-2019)
Lauren Cumbess	118	(2011-2014)
Tiffany Kruse	118	(1998-2001)

Batting Average (min. 200 at bats)

1. Molly Johnson	.389	(2007-2010)
2. Nikki Jones	.365	(2000-2003)
3. Lyndsey Angus	.360	(2000-2003)
4. Leslie Kwiatkowski	.351	(1998-2001)
5. Katie Reed	.345	(2016-2019)
Abbey Cheek	.345	(2016-2019)
7. Kara Dill	.330	(2010-2013)
8. Natalie Smith	.329	(2007-2010)
9. Abbey Cheek	.324	(2016-Pres.)
10. Brooke Marnitz	.320	(2004-2007)

Doubles

1. Molly Johnson	56	(2007-2010)
2. Leslie Kwiatkowski	47	(1998-2001)
3. Lyndsey Angus	44	(2000-2003)
4. Brittany Cervantes	42	(2009-2012)
Tiffany Kruse	42	(1998-2001)
Griffin Joiner	42	(2012-2015)
7. Katie Reed	41	(2016-2019)
8. Angie Del Pozzo	38	(1999-2002)
9. Lauren Cumbess	37	(2011-2014)
10. Meagan Aull	36	(2008-2011)

Triples

1. Leslie Kwiatkowski	20	(1998-2001)
2. Tiffany Kruse	18	(1998-2001)

3. Nikki Jones	12	(2000-2003)
4. Meghan Cooper	10	(2002-2006)
Angie Del Pozzo	10	(1999-2002)
Molly Johnson	10	(2007-2010)
Megan Yocke	10	(2008-2011)
8. Kara Dill	9	(2010-2013)
Jessica Nance	9	(2002-2005)
Natalie Smith	9	(2007-2010)

Walks

1. Griffin Joiner	131	(2012-2015)
2. Megan Yocke	122	(2008-2011)
Nikki Sagermann	122	(2013-2016)
4. Brittany Cervantes	118	(2009-2012)
5. Abbey Cheek	116	(2016-2019)
6. Lyndsey Angus	98	(2000-2003)
7. Destinee Mordecai	89	(2007-2010)
8. Maisie Steed	84	(2013-2016)
9. Brooke Marnitz	77	(2004-2007)
10. Christian Stokes	70	(2013-2016)

At-Bats

1. Leslie Kwiatkowski	811	(1998-2001)
2. Tiffany Kruse	764	(1998-2001)
3. Katie Reed	741	(2016-2019)
4. Nikki Jones	734	(2000-2003)
5. Griffin Joiner	700	(2012-2015)
6. Meagan Aull	691	(2008-2011)
7. Natalie Smith	681	(2007-2010)
8. Molly Johnson	678	(2007-2010)
9. Christian Stokes	676	(2013-2016)
10. Angie Del Pozzo	664	(1999-2002)
Andy Eilertson	664	(1999-2002)

Runs Scored

1. Abbey Cheek	173	(2016-2019)
2. Molly Johnson	161	(2007-2010)
3. Katie Reed	148	(2016-2019)
4. Leslie Kwiatkowski	145	(1998-2001)
5. Brittany Cervantes	139	(2009-2012)
6. Nikki Jones	138	(2000-2003)
7. Lyndsey Angus	136	(2000-2003)
Megan Yocke	136	(2008-2011)
9. Christian Stokes	125	(2013-2016)
10. Kara Dill	119	(2010-2013)
Sylvester Samuel	119	(2013-2016)

Home Runs

1. Abbey Cheek	61	(2016-2019)
2. Brittany Cervantes	48	(2009-2012)
3. Griffin Joiner	35	(2012-2015)
Molly Johnson	35	(2007-2010)
5. Nikki Sagermann	34	(2013-2016)
6. Brooke Marnitz	31	(2004-2007)
7. Katie Campbell	30	(2004-2007)
8. Jenny Schaper	28	(2016-2019)
9. Christian Stokes	27	(2013-2016)
10. Lauren Cumbess	26	(2011-2014)
11. Megan Yocke	25	(2008-2011)
Maisie Steed	25	(2013-2016)
Alex Martens	25	(2017-Pres.)

Slugging Pct. (min. 200 at bats)

1. Abbey Cheek	.678	(2016-2019)
2. Molly Johnson	.656	(2007-2010)

3. Brittany Cervantes	.577	(2009-2012)
4. Brooke Marnitz	.575	(2004-2007)
5. Alex Martens	.524	(2017-Pres.)
6. Nikki Sagermann	.523	(2013-Pres.)
7. Griffin Joiner	.519	(2012-2015)
8. Leslie Kwiatkowski	.518	(1998-2001)
Megan Yocke	.518	(2008-2011)
10. Lyndsey Angus	.510	(2000-2003)

Total Bases

1. Abbey Cheek	454	(2016-2019)
2. Molly Johnson	445	(2007-2010)
3. Leslie Kwiatkowski	420	(1998-2001)
4. Brittany Cervantes	370	(2009-2012)
5. Katie Reed	367	(2016-2019)
6. Griffin Joiner	363	(2012-2015)
7. Lyndsey Angus	338	(2000-2003)
8. Tiffany Kruse	323	(1998-2001)
9. Megan Yocke	322	(2008-2011)
10. Nikki Sagermann	320	(2013-2016)

Stolen Bases

1. Sylvester Samuel	84	(2013-2016)
2. Leslie Kwiatkowski	82	(1998-2001)
3. Meagan Aull	71	(2008-2011)
4. Beth Fogel	70	(1999-2002)
5. Molly Johnson	66	(2007-2010)
6. Jessica Nance	64	(2002-2005)
7. Kara Dill	57	(2010-2013)
Katie Reed	57	(2016-2019)
9. Erin Rethlake	38	(2015-2018)
10. Bailey Vick	37	(2017-Pres.)

FIELDING

Fielding Pct. (min. 100 chances)

1. Jenny Schaper	.992	(2016-2019)
Griffin Joiner	.992	(2012-2015)
Megan Yocke	.992	(2008-2011)
4. Lauren Cumbess	.985	(2011-2014)
Jamie Dardis	.985	(2000-2002)
6. Maisie Steed	.984	(2013-2016)





CAREER RECORDS

- 7. Sam. DeMartine .983 (2008-2011)
- 8. Lorie Horner .982 (1997-2098)
- Katie Campbell .982 (2004-2007)
- 10. Alli Eckman .981 (2005-2007)

Putouts

- 1. Griffin Joiner 1,557 (2012-2015)
- 2. Jenny Schaper 1,260 (2016-2019)
- 3. Megan Yocke 1,203 (2008-2011)
- 4. Megan Glenn 1,117 (2003-2006)
- 5. Maisie Steed 1,051 (2013-2016)
- 6. Sam. DeMartine 1,041 (2008-2011)
- 7. Andy Eilertson 1,038 (1999-2002)
- 8. Lauren Cumbess 931 (2011-2014)
- 9. Katie Campbell 664 (2004-2007)
- 10. Lyndsey Angus 662 (2000-2003)

Assists

- 1. Angie Del Pozzo 552 (1999-2002)
- 2. Katie Reed 532 (2016-2019)
- 3. Christian Stokes 517 (2013-2016)
- 4. Molly Johnson 510 (2007-2010)
- 5. Abbey Cheek 486 (2016-2019)
- 6. Rachel Friberg 475 (2001-2004)
- 7. Meghan Cooper 452 (2002-2006)
- 8. Nikki Sagermann 450 (2013-2016)
- 9. Nikki Jones 416 (2000-2003)
- 10. Brittany Cervantes 374 (2009-2012)

PITCHING

Appearances

- 1. Kelsey Nunley 171 (2013-2016)
- 2. Keary Camunas 158 (1997-2000)
- 3. Chanda Bell 143 (2009-2012)
- 4. Amy Kendall 133 (2003-2006)
- 5. Meagan Prince 122 (2013-2017)
- 6. Jennifer Howland 105 (1999-2002)
- 7. Rachel Riley 97 (2009-2012)
- 8. Amber Matousek 90 (2007-2010)
- 9. Morgan Marr 80 (2000-2002)

- 10. Meghan Cooper 75 (2002-2006)

Innings Pitched

- 1. Kelsey Nunley 943.1 (2013-2016)
- 2. Keary Camunas 897.2 (1997-2000)
- 3. Chanda Bell 724.0 (2009-2012)
- 4. Amy Kendall 586.0 (2003-2006)
- 5. Meagan Prince 525.1 (2014-2017)
- 6. Rachel Riley 477.1 (2009-2012)
- 7. Jennifer Howland 476.2 (1999-2002)
- 8. Amber Matousek 442.0 (2007-2010)
- 9. Morgan Marr 371.0 (2000-2002)
- 10. Meghan Cooper 340.2 (2002-2006)

Games Started

- 1. Keary Camunas 137 (1997-2000)
- 2. Kelsey Nunley 117 (2013-2016)
- 3. Chanda Bell 105 (2009-2012)
- 4. Amy Kendall 84 (2003-2006)
- 5. Amber Matousek 77 (2007-2010)
- 6. Jennifer Howland 74 (1999-2002)
- 7. Meagan Prince 73 (2014-2017)
- 8. Morgan Marr 61 (2000-2002)
- 9. Lauren Cumbess 57 (2011-2014)
- Rachel Riley 57 (2009-2012)

ERA (min. 100 IP)

- 1. Kelsey Nunley 1.96 (2013-2016)
- 2. Meagan Prince 2.37 (2014-2017)
- 3. Keary Camunas 2.49 (1997-2000)
- 4. Chanda Bell 2.55 (2009-2012)
- 5. Rachel Riley 2.68 (2009-2012)
- 6. **Grace Baalman 2.72 (2018-Pres.)**
- 7. Shannon Smith 2.75 (2014-2016)
- 8. Lauren Cumbess 2.83 (2011-2014)
- 9. Jessica Trueblood 2.99 (2006)
- 10. Gretchen Prugh 3.03 (2004)

Opponent Batting Avg. (min. 250 batters faced)

- 1. Chanda Bell .200 (2009-2012)
- 2. Shannon Smith .202 (2014-2017)
- 3. Kelsey Nunley .211 (2013-2016)
- 4. Lauren Cumbess .215 (2011-2014)
- 5. Meagan Prince .231 (2014-2017)
- 6. Gretchen Prugh .238 (2004)
- 7. Keary Camunas .247 (1997-2000)
- Grace Baalman .247 (2018-Pres.)**
- 9. Rachel Riley .255 (2009-2012)

Strikeouts

- 1. Chanda Bell 910 (2009-2012)
- 2. Kelsey Nunley 809 (2013-2016)
- 3. Keary Camunas 550 (1997-2000)
- 4. Meagan Prince 446 (2014-2017)
- 5. Amy Kendall 302 (2003-2006)
- 6. Rachel Riley 259 (2009-2012)
- 7. Lauren Cumbess 257 (2011-2014)
- 8. Amber Matousek 252 (2007-2010)
- 9. Shannon Smith 207 (2014-2017)
- 10. **Grace Baalman 200 (2018-Pres.)**
- 11. **Autumn Humes 156 (2018-Pres.)**

Wins

- 1. Kelsey Nunley 92 (2013-2016)
- 2. Chanda Bell 68 (2009-2012)
- 3. Meagan Prince 63 (2014-2017)
- 4. Keary Camunas 54 (1997-2000)
- 5. Rachel Riley 40 (2009-2012)
- 6. Amy Kendall 31 (2003-2006)
- 7. Lauren Cumbess 29 (2011-2014)
- Morgan Marr 29 (2000-2002)
- 9. Amber Matousek 28 (2007-2010)
- 10. Jennifer Howland 27 (1999-2002)

Saves

- 1. Kelsey Nunley 9 (2013-2016)
- Meagan Prince 9 (2014-2017)
- 3. Chanda Bell 6 (2009-2012)
- 4. Keary Camunas 5 (1997-2000)



Chanda Bell



Lauren Cumbess



Rachel Riley



SINGLE SEASON RECORDS

Games Played

1. Joiner/Stokes/Sagermann/Samuel	69	(2014)
2. Lauren Cumbess	67	(2014)
Tiffany Kruse	67	(1999)
Leslie Kwiatkowski	67	(1999)
3. Jennifer Howland	66	(1999)
4. Andy Eilertson	65	(2000)
Nikki Jones	65	(2000)
Tiffany Kruse	65	(2000)
5. Leslie Kwiatkowski	64	(2000)

HITTING

Batting Average

1. Nikki Jones	.442	(2002)
2. Molly Johnson	.433	(2009)
3. Abbey Cheek	.428	(2019)
4. Molly Johnson	.401	(2008)
5. Brooke Marnitz	.399	(2007)
6. Leslie Kwiatkowski	.398	(2000)
7. Nikki Jones	.388	(2003)
8. Lyndsey Angus	.384	(2003)
9. Kara Dill	.377	(2011)
10. Molly Johnson	.375	(2010)

At-Bats

1. Nikki Jones	212	(2000)
2. Tiffany Kruse	208	(1999)
3. Leslie Kwiatkowski	207	(1999)
4. Leslie Kwiatkowski	206	(1998)
5. Lauren Cumbess	203	(2014)
6. Kara Dill	202	(2012)
7. Jennifer Howland	201	(1999)
Leslie Kwiatkowski	201	(2000)
Lauren Cumbess	201	(2013)
10. Tiffany Kruse	199	(2000)

Hits

1. Molly Johnson	81	(2009)
2. Leslie Kwiatkowski	80	(2000)
3. Leslie Kwiatkowski	77	(1999)
4. Tiffany Kruse	72	(1999)
5. Katie Reed	71	(2017)
Kara Dill	71	(2012)
Nikki Jones	71	(2003)
Leslie Kwiatkowski	71	(1998)
8. Molly Johnson	69	(2010)
Katie Reed	69	(2019)

Doubles

1. Molly Johnson	20	(2008)
2. Tiffany Kruse	16	(2000)
Leslie Kwiatkowski	16	(2001)
Katie Reed	16	(2019)
4. Brittany Cervantes	15	(2012)
5. Griffin Joiner	14	(2013)
Molly Johnson	14	(2009)
Lauren Johnson	14	(2019)
8. Christian Stokes	13	(2014)
Lyndsey Angus	13	(2002)
Alex Martens	13	(2017)
Jenny Schaper	13	(2019)
Abbey Cheek	13	(2019)

Triples

1. Tiffany Kruse	7	(2000)
2. Angie Del Pozzo	6	(2001)
Leslie Kwiatkowski	6	(2000)
Leslie Kwiatkowski	6	(1998)
5. Kara Dill	5	(2012)
Nikki Jones	5	(2003)
Tiffany Kruse	5	(1999)
Megan Yocke	5	(2009)

Kayla Kowalik	5	(2019)
---------------	---	--------

Home Runs

1. Brooke Marnitz	21	(2007)
2. Abbey Cheek	20	(2019)
3. Abbey Cheek	18	(2018)
4. Brittany Cervantes	15	(2011)
5. Nikki Sagermann	13	(2014)
Brittany Cervantes	13	(2012)
Molly Johnson	13	(2010)
Lauren Cumbess	13	(2013)
Alex Martens	13	(2019)
Mallory Peyton	13	(2019)
6. Abbey Cheek	12	(2017)
Katie Campbell	12	(2007)
Amber Janneck	12	(2004)
Jenny Schaper	12	(2019)
7. Griffin Joiner	11	(2015)
Megan Yocke	11	(2011)
8. Griffin Joiner	10	(2013, 2014)
Lauren Cumbess	10	(2014)
Meagan Aull	10	(2011)
Brittany Cervantes	10	(2010)
Brittany Cervantes	10	(2009)
Samantha DeMartine	10	(2011)
Abbey Cheek	10	(2016)

Runs Batted In

1. Alex Martens	66	(2019)
2. Brooke Marnitz	61	(2007)
3. Abbey Cheek	56	(2018)
4. Abbey Cheek	53	(2019)
5. Brittany Cervantes	52	(2011)
Abbey Cheek	52	(2016)
7. Leslie Kwiatkowski	50	(2000)
8. Nikki Sagermann	49	(2014)
9. Katie Reed	43	(2019)
Griffin Joiner	43	(2015)
Leslie Kwiatkowski	43	(1999)
Lauren Cumbess	43	(2013)

Runs Scored

1. Brittany Cervantes	55	(2011)
2. Abbey Cheek	54	(2019)
3. Molly Johnson	53	(2009)
4. Kayla Kowalik	49	(2019)
5. Molly Johnson	48	(2010)
6. Megan Yocke	47	(2011)
7. Katie Reed	45	(2018)
8. Kara Dill	44	(2011)
9. Leslie Kwiatkowski	43	(2000)
Katie Reed	43	(2019)
10. Brooke Marnitz	42	(2007)
Abbey Cheek	42	(2016)

Total Bases

1. Abbey Cheek	138	(2019)
2. Brooke Marnitz	137	(2007)
3. Molly Johnson	130	(2009)
4. Molly Johnson	125	(2010)
5. Leslie Kwiatkowski	117	(1999)



Abbey Cheek



SINGLE SEASON RECORDS

6. Lauren Cumbess	116	(2013)
7. Leslie Kwiatkowski	115	(2000)
Abbey Cheek	115	(2018)
8. Meagan Aull	112	(2011)
9. Angie Dal Pozzo	110	(2001)
10. Jenny Schaper	108	(2019)
Lauren Cumbess	108	(2014)
Brittany Cervantes	108	(2012)

On-Base Pct.

1. Abbey Cheek	.602	(2019)
2. Molly Johnson	.498	(2009)
3. Brittany Cervantes	.490	(2011)
4. Megan Yocke	.483	(2011)
5. Lyndsey Angus	.478	(2003)
6. Molly Johnson	.472	(2008)
7. Nikki Jones	.466	(2002)
8. Brooke Marnitz	.454	(2007)
9. Griffin Joiner	.451	(2014)
10. Molly Johnson	.450	(2010)

Slugging Pct.

1. Abbey Cheek	.908	(2019)
2. Brooke Marnitz	.895	(2007)
3. Abbey Cheek	.701	(2018)
4. Molly Johnson	.695	(2009)
5. Molly Johnson	.679	(2010)
6. Brittany Cervantes	.677	(2011)
7. Molly Johnson	.669	(2008)
8. Katie Campbell	.640	(2007)
9. Becky Bishop	.632	(2007)
10. Brittany Cervantes	.615	(2012)

Sacrifice Hits

1. Beth Fogle	13	(2001)
Megan Yocke	13	(2009)
3. Lorie Melchi	12	(2003)
Megan Yocke	12	(2010)
Katie Reed	12	(2018)
5. Sarah Rainwater	11	(2017)
Sylver Samuel	11	(2013, 2014)
Michelle Bucci	11	(1997)
Beth Fogle	11	(2000)
Jennifer Howland	11	(1999)
Stephanie Thompson	11	(1998)
Megan Yocke	11	(2008)

Sacrifice Flies

1. Alice O'Brien	5	(2013)
2. Nikki Sagermann	4	(2014)
Lyndsey Angus	4	(2000)
Rachel Friberg	4	(2002)
Brooke Marnitz	4	(2004)
7. Breanne Ray	3	(2017)
Lauren Cumbess	3	(2014)
Meagan Aull	3	(2011)
Meagan Aull	3	(2009)
Meghan Cooper	3	(2004)
Angie Dal Pozzo	3	(2002)
Andy Eilertson	3	(2000)
Lorie Horner	3	(1997)

Brooke Marnitz	3	(2007)
Abbey Cheek	3	(2016)
Katie Reed	3	(2016)
Abbey Cheek	3	(2018)

Stolen Bases

1. Beth Fogle	34	(1999)
2. Leslie Kwiatkowski	28	(2000)
3. Meagan Aull	26	(2009)
4. Molly Johnson	24	(2009)
5. Sylver Samuel	23	(2016)
6. Leslie Kwiatkowski	22	(1999)
7. Sylver Samuel	21	(2013)
Kara Dill	21	(2012)
Jessica Nance	21	(2004)
10. Sylver Samuel	20	(2014, 2015)
Kara Dill	20	(2011)
Molly Johnson	20	(2010)

Walks

1. Abbey Cheek	64	(2019)
2. Brittany Cervantes	48	(2011)
3. Griffin Joiner	47	(2014)
Megan Yocke	47	(2011)
5. Griffin Joiner	36	(2015)
6. Nikki Sagermann	35	(2016)
7. Maisie Steed	34	(2013)
8. Brittany Cervantes	33	(2012)
9. Griffin Joiner	32	(2015)
10. Brooke Marnitz	31	(2006)

Hit by Pitch

1. Meghan Cooper	16	(2006)
2. Ansley Smith	15	(2014)

3. Emily Gaines	13	(2014)
Mallory Peyton	13	(2019)
5. Griffin Joiner	12	(2012)
6. Molly Johnson	10	(2008)
Molly Johnson	10	(2009)
Molly Johnson	10	(2010)
9. Ansley Smith	9	(2015)
Meagan Aull	9	(2009)
Samantha DeMartine	9	(2011)
Amber Janneck	9	(2005)
Leslie Kwiatkowski	9	(2001)

FIELDING

Putouts

1. Griffin Joiner	442	(2014)
2. Jenny Schaper	399	(2016)
3. Griffin Joiner	390	(2012)
4. Jamie Dardis	382	(2000)
Griffin Joiner	382	(2015)
6. Megan Yocke	369	(2010)
7. Megan Glenn	366	(2006)
8. Samantha DeMartine	363	(2009)

Assists

1. Christian Stokes	167	(2014)
Angie Dal Pozzo	167	(2001)
3. Katie Reed	158	(2018)
4. Abbey Cheek	155	(2018)
5. Abbey Cheek	152	(2017)
6. Lindsay Houser	148	(1998)
7. Angie Dal Pozzo	143	(1999)
Molly Johnson	143	(2009)
9. Nikki Sagermann	141	(2014)
Katie Reed	141	(2017)



Meagan Aull



SINGLE SEASON RECORDS

Fielding Pct.

1. Griffin Joiner	1.000	(2015)
Emily Jolly	1.000	(2014)
Maisie Steed	1.000	(2014)
Meagan Aull	1.000	(2009)
Michelle Buccì	1.000	(1999)
Beth Fogle	1.000	(2002)
Jennifer Howland	1.000	(2001)
7. Griffin Joiner	.998	(2014)
8. Megan Yocke	.997	(2011)
Megan Yocke	.997	(2009)
Jenny Schaper	.997	(2017)

PITCHING

ERA (min. 10 appearances)

1. Kelsey Nunley	1.27	(2016)
2. Keary Camunas	1.68	(2000)
3. Meagan Prince	1.85	(2016)
4. Kelsey Nunley	1.88	(2014)
5. Erin Rethlake	1.95	(2017)
6. Lauren Cumbess	1.99	(2011)
7. Meagan Prince	1.82	(2017)
8. Lauren Cumbess	2.07	(2014)
9. Kelsey Nunley	2.14	(2013)
10. Chanda Bell	2.24	(2011)

Win-loss pct. (min. 10 appearances)

1. Shannon Smith	1.000 (3-0)	(2016)
2. Ellen Weaver	.857 (6-1)	(2011)
3. Kelsey Nunley	.777 (21-6)	(2016)
Meagan Prince	.777 (21-6)	(2016)
5. Lauren Cumbess	.750 (6-2)	(2011)
6. Lauren Cumbess	.731 (30-11)	(2014)
7. Kelsey Nunley	.731 (30-11)	(2014)
8. Rachel Riley	.722 (13-5)	(2011)
9. Kelsey Nunley	.711 (27-11)	(2013)
10. Meagan Prince	.700 (21-9)	(2017)

Wins

1. Kelsey Nunley	30	(2014)
2. Kelsey Nunley	27	(2013)
3. Meagan Prince	21	(2017)
Kelsey Nunley	21	(2016)
Meagan Prince	21	(2016)
Chanda Bell	19	(2009)
Keary Camunas	19	(2000)
8. Chanda Bell	18	(2010)
9. Morgan Marr	17	(2001)
10. Chanda Bell	16	(2012)

Saves

1. Meagan Prince	5	(2017)
Kelsey Nunley	5	(2015)
3. Chanda Bell	4	(2012)
Keary Camunas	4	(1999)
Jessica Trueblood	4	(2006)
5. Kelsey Nunley	2	(2013)
Meghan Cooper	2	(2002)
Jennifer Young	2	(2007)
Meagan Prince	2	(2016)
Autumn Humes	2	(2019)

Innings Pitched

1. Kelsey Nunley	282.1	(2014)
2. Kelsey Nunley	268.2	(2013)
3. Keary Camunas	251.1	(1998)
4. Amy Kendall	229.0	(2003)
5. Keary Camunas	226.2	(1999)
6. Keary Camunas	225.2	(2000)
7. Chanda Bell	219.1	(2010)
8. Kelsey Nunley	211.0	(2015)
9. Morgan Marr	195.2	(2001)
10. Keary Camunas	194.0	(1997)

Appearances

1. Samantha Allen	49	(2005)
2. Kelsey Nunley	47	(2013)
3. Kelsey Nunley	45	(2014)
4. Keary Camunas	43	(1999)
5. Kelsey Nunley	42	(2015)
6. Keary Camunas	41	(2000)
Meagan Prince	41	(2017)
8. Keary Camunas	40	(1998)
Amy Kendall	40	(2003)
10. Chanda Bell	39	(2012)

Games Started

1. Keary Camunas	37	(1998)
2. Kelsey Nunley	36	(2014)
Keary Camunas	36	(2000)
4. Chanda Bell	34	(2010)
Keary Camunas	34	(1999)
6. Amy Kendall	32	(2003)
7. Morgan Marr	31	(2001)
8. Kelsey Nunley	30	(2015)
Keary Camunas	30	(1997)
10. Samantha Allen	29	(2005)
Amber Matousek	29	(2008)

Complete Games

1. Keary Camunas	33	(1998)
2. Kelsey Nunley	31	(2014)
3. Amy Kendall	29	(2003)
Keary Camunas	28	(2000)
5. Chanda Bell	26	(2010)
Keary Camunas	26	(1999)
Amber Matousek	26	(2008)
8. Jessica Trueblood	25	(2006)
Kelsey Nunley	25	(2013)
10. Keary Camunas	23	(1997)
Morgan Marr	23	(2001)

Shutouts

1. Keary Camunas	9	(2000)
2. Kelsey Nunley	7	(2014)
Kelsey Nunley	7	(2016)
Chanda Bell	7	(2011)
4. Keary Camunas	6	(1998)
5. Rachel Riley	5	(2010)
Meagan Prince	5	(2016)
6. Kelsey Nunley	4	(2015)
Chanda Bell	4	(2010)
Keary Camunas	4	(1999)
Jennifer Howland	4	(2000)
Rachel Riley	4	(2011)

Grace Baalman	4	(2019)
---------------	---	--------

Strikeouts

1. Chanda Bell	288	(2010)
2. Kelsey Nunley	219	(2014)
3. Chanda Bell	216	(2009)
4. Chanda Bell	205	(2011)
5. Kelsey Nunley	203	(2016)
6. Chanda Bell	201	(2012)
7. Kelsey Nunley	194	(2015)
8. Kelsey Nunley	193	(2013)
9. Meagan Prince	175	(2017)
10. Keary Camunas	164	(1999)



Keary Camunas

Opponent Batting Avg. (min. 200 at-bats)



Jessica Trueblood



GAME RECORDS

HITTING

At-bats

6	Christian Stokes	vs. South Carolina	4/18/15
	Lauren Cumbess	at Ole Miss	4/13/14
	Kara Dill	at USC Upstate	2/24/13
	Nikki Jones	vs. Arkansas	4/27/03
	Jackie Haynes	vs. Middle Tennessee State	4/1/97
	Michelle Buccì	vs. Middle Tennessee State	4/1/97
	Jacki Haynes	vs. Mississippi State	4/11/97

Runs Scored

4	Abbey Cheek	at Arkansas	3/30/19
	Griffin Joiner	vs. UNC	3/12/13
	Lyndsey Angus	vs. Belmont	2/23/02
	Angie Dal Pozzo	vs. Akron	3/9/01
	Beth Fogle	vs. Tennessee Tech	2/18/00
	Molly Johnson	vs. Ohio State	4/16/08
	Megan Yocke	vs. Indiana	4/1/08

Hits

5	Christian Stokes	vs. Long Beach State	2/19/15
	Beth Fogle	vs. Morehead State	3/5/02

RBI

6	Katie Reed	vs. Mississippi State	3/15/19
	Nikki Sagermann	at Alabama	5/5/13
	Griffin Joiner	vs. UNC	3/12/13
	Leslie Kwiatkowski	vs. Eastern Kentucky	3/1/00
	Brooke Marnitz	vs. Southern Miss.	2/10/07
	Rachel Riley	at Austin Peay	4/6/11

Doubles

3	Christian Stokes	vs. South Carolina	4/18/15
	Molly Johnson	vs. Indiana	4/1/08
	Emily Jolly	vs. DePaul	2/12/11

Triples

3	Meghan Cooper	vs. Kent State	2/17/06
---	---------------	----------------	---------

Home Runs

2 (39 times)	Last: Mallory Peyton	at Texas Tech	5/4/19
--------------	----------------------	---------------	--------

Total Bases

10	Griffin Joiner	vs. UNC	3/12/13
	Brooke Marnitz	vs. Indiana State	2/25/06
	Angie Dal Pozzo	vs. Akron	3/9/01

Walks

4 (4 times)	Last: Abbey Cheek	at Alabama	4/28/19
-------------	-------------------	------------	---------

Strikeouts

4 (8 times)	Last: Emily Gaines	vs. DePaul	5/18/14
-------------	--------------------	------------	---------

Sacrifice Hits

2 (44 times)	Last: Reed & Cheek	at Georgia	3/18/17
--------------	--------------------	------------	---------

Sacrifice Flies

2	Abbey Cheek	at Georgia	3/18/17
---	-------------	------------	---------

Stolen Bases

4	Bailey Vick	vs. Bradley	2/24/18
	Erin Rethlake	vs. Drexel	3/10/17
	Meagan Aull	vs. Kent State	3/24/09

Hit By Pitch

3	Ashley Dimkich	vs. Youngstown State	3/4/06
---	----------------	----------------------	--------

FIELDING

Putouts

21	Megan Yocke	vs. Tennessee Tech	4/16/11
----	-------------	--------------------	---------

Assists

9	Amber Janneck	vs. Eastern Kentucky	4/6/05
	Amber Janneck	vs. Western Kentucky	4/13/05
	Molly Johnson	vs. Florida	4/11/09
	Angie Dal Pozzo	vs. Louisville	4/18/01

Errors

4	Brooke Marnitz	vs. Alabama	3/21/04
	Nikki Jones	vs. Morehead State	3/5/02
	Angie Dal Pozzo	vs. Texas-San Antonio	2/10/01
	Meredith Seales	vs. UNC Greensboro	2/22/97

Passed Balls

4	Alli Eckman	vs. Ole Miss	3/12/05
---	-------------	--------------	---------

PITCHING

Innings Pitched

11.1	Autumn Humes	at Auburn	3/24/18
------	--------------	-----------	---------

Fewest Hits Allowed

0	18 Times	Last: Autumn Humes	vs. North Dakota State	2/17/18
---	----------	--------------------	------------------------	---------

Perfect Game

	Chanda Bell	at Austin Peay (Game 1)	4/6/11
	Rachel Riley	at Austin Peay (Game 2)	4/6/11

Runs Allowed

16	Lorie Horner	vs. Alabama	3/21/98
	Jennifer Young	vs. Indiana	4/1/08

Earned Runs Allowed

13	Amber Matousek	vs. Alabama	3/22/08
	Amber Matousek	vs. LSU	4/9/08

Walks Allowed

9	Jennifer Young	vs. Indiana	4/1/08
---	----------------	-------------	--------

Strikeouts

16	Chanda Bell	vs. Colorado State	2/25/11
16	Chanda Bell	vs. Tennessee Tech	4/16/11

Hits Allowed

18	Lorie Horner	vs. Alabama	3/21/98
18	Rachel Riley	at Georgia	4/10/11

Doubles Allowed

8	Jennifer Howland	vs. Akron	3/9/01
---	------------------	-----------	--------

Triples Allowed

2	Samantha Allen	vs. Cal-Poly	2/12/05
	Jennifer Howland	vs. Georgia	3/7/01
	Lorie Horner	vs. Missouri	2/15/97

Home Runs Allowed

6	Amber Matousek	vs. Alabama	3/22/08
---	----------------	-------------	---------

Hit Batters





TEAM RECORDS

TEAM RECORDS-GAME

Hitting

At Bats: 43 at Ole Miss 4/13/14
 Runs Scored: 18 2x, last vs. UNC 3/12/13
 Hits: 18 vs. Indiana 3/18/00
 Doubles: 6 twice, last at Miami (OH) 3/17/09
 Triples: 4 vs. Louisville 4/10/02
 Home Runs: 6 at Tennessee 4/27/18
 RBI: 18 vs. UNC 3/12/13
 Total Bases: 33 3x, last at MTSU 4/17/13
 Walks: 13 vs. Indiana 3/2/08
 Strikeouts: 18 vs. WKU 4/23/15
 Stolen Bases: 8 Samford/Bradley .. 3/20/99 | 2/23/18

Fielding

Putouts: 33 5x, last vs. South Carolina 4/18/15
 Assists: 25 at South Carolina 5/2/09
 Errors: 7 vs. Texas-San Antonio 2/10/01
 Double Plays: 3 seven times, last vs. SIU 2/13/15

Pitching

Innings Pitched: 13.0 at Alabama 4/28/19
 Runs Allowed: 18 vs. Florida 3/17/01
 Earned Runs Allowed: 17 2x, last vs. Georgia 3/28/10
 Hits Allowed: 19 vs. Arkansas 3/31/07
 Fewest Hits Allowed: 0 18x, last vs. North Dakota St. 2/17/18
 Doubles Allowed: 8 vs. Akron 3/9/01
 Triples Allowed: 3 vs. Georgia 3/7/01
 Home Runs Allowed: 6 vs. Alabama 3/22/08
 Walks Allowed: 9 4x, last at Alabama 5/4/13
 Strikeouts: 20 vs. Tennessee Tech 4/16/11

TEAM RECORDS-SEASON

Hitting

Batting Average: 305 2019
 At Bats: 1,797 2014
 Runs Scored: 381 2019
 Hits: 477 2000
 Doubles: 94 2019
 Triples: 18 2000, 2001, 2002
 Home Runs: 71 2014, 2019
 RBI: 346 2019
 Total Bases: 810 2019
 Walks: 227 2019
 Strikeouts: 426 2004
 Stolen Bases: 89 1999

Fielding

Fielding Percentage: (.976) 2018
 Putouts: 1,455 2014
 Assists: 673 2001
 Errors: 131 1997
 Double Plays: 32 2002

Pitching

Lowest ERA: 1.71 2016
 Lowest Opponents Batting Average:191 2016
 Innings Pitched: 485.0 2014
 Runs Allowed: 333 2005
 Fewest Runs Allowed: 130 2016
 Earned Runs Allowed: 253 2005
 Fewest Earned Runs Allowed: 98 2016
 Hits Allowed: 523 2005
 Fewest Hits Allowed: 250 2016
 Doubles Allowed: 101 2003
 Fewest Doubles Allowed: 44 2016
 Triples Allowed: 16 1997
 Fewest Triples Allowed: 2 2004
 Home Runs Allowed: 58 2008
 Fewest Home Runs Allowed: 10 1997
 Walks Allowed: 182 2013
 Fewest Walks Allowed: 93 1997
 Strikeouts: 403 2014
 Shutouts: 16 2000

TEAM RECORDS-SEASON

Games played 69 2014
 Wins 50 2014
 Losses 44 1997 & 1999
 Highest winning percentage781 (43-12) 2016
 Lowest winning percentage185 (10-44) 1997
 Seasons team fielded 22 (first in 1997)
 Winning seasons 13 (last in 2019)
 Losing seasons 11 (last in 2008)
 First tie UK 2, Texas-Arlington 2 (2/15/04)
 Longest coaching tenure Rachel Lawson, 13 yrs (2008-Pres.)
 Beth Pruitt, 8 yrs (1997-2004)

Consecutive losses 21 3/15/03 - 4/13/03
 Consecutive wins 13 2/24/17 - 3/19/17
 Consecutive shutout wins: 4 2/20/16 - 2/27/16
 Consecutive shutout losses: 6 3/29/06-4/2/06
 Consecutive games without an error: 6 3/6/15 - 3/15/15
 Extra-inning games: 10 2014
 Extra-inning wins: 8 2014
 Consecutive games with a stolen base: 16 2/17/02-3/17/02
 Consecutive games with a double: 12 3/16/02-4/6/02
 Consecutive games without extra-base hit: 5 - 3/9/97-3/12/97
 Most Combined Runs in a Game: 29 (4/1/08 Indiana 16, UK 13)
 Largest Margin of Victory: 18 3/12/13 vs. UNC



SINGLE SEASON RECORDS BY CLASS

HITTING

Batting Average

Senior	Abbey Cheek	.428	2019
Junior	Nikki Jones	.442	2002
Soph.	Molly Johnson	.401	2008
Fresh.	Natalie Smith	.370	2007

Hits

Senior	Nikki Jones	71	2003
Junior	Molly Johnson	81	2009
Soph.	Leslie Kwiatkowski	77	1999
Fresh.	Leslie Kwiatkowski	71	1998

Doubles

Senior	Kwiatkowski/Reed	16	2001/19
Junior	Tiffany Kruse	16	2000
Soph.	Molly Johnson	20	2008
Fresh.	Alex Martens	13	2017

Triples

Senior	Nikki Jones	5	2003
Junior	Tiffany Kruse	7	2000
Soph.	Tiffany Kruse	5	1999
Fresh.	Leslie Kwiatkowski	6	1998

Home Runs

Senior	Brooke Marnitz	21	2007
Junior	Abbey Cheek	18	2018
Soph.	Sagermann/Peyton	13	2014/19
Fresh.	Amber Janneck	12	2004

Runs Batted In

Senior	Brooke Marnitz	61	2007
Junior	Alex Martens	66	2019
Soph.	Nikki Sagermann	49	2014
Fresh.	Abbey Cheek	52	2016

Runs Scored

Senior	Abbey Cheek	54	2019
Junior	Brittany Cervantes	55	2011
Soph.	Kara Dill	44	2011
Fresh.	Kayla Kowalik	49	2019

Total Bases

Senior	Abbey Cheek	138	2019
Junior	Molly Johnson	130	2009
Soph.	Leslie Kwiatkowski	117	1999
Fresh.	Abbey Cheek	99	2016

On Base Pct.

Senior	Abbey Cheek	.602	2019
Junior	Molly Johnson	.498	2009
Soph.	Molly Johnson	.472	2008
Fresh.	Kayla Kowalik	.452	2019

Slugging Pct.

Senior	Abbey Cheek	.908	2019
Junior	Abbey Cheek	.701	2018
Soph.	Molly Johnson	.669	2008
Fresh.	Abbey Cheek	.576	2016

Sacrifice Hits

Senior	Tiffany Kruse	9	2001
Junior	Beth Fogle	13	2001
Soph.	Megan Yocke	13	2009
Fresh.	Lorie Melchi	12	2003

Sacrifice Flies

Senior	Alice O'Brien	5	2013
Junior	Lorie Horner,	3	1997
Soph.	Nikki Sagermann	4	2014
	Rachel Friberg	4	2002
Fresh.	Lyndsey Angus	4	2000
	Brooke Marnitz	4	2004

Stolen Bases

Senior	Sylvester Samuel	23	2016
Junior	Leslie Kwiatkowski	28	2000
Soph.	Meagan Aull	26	2009
Fresh.	Beth Fogle	34	1999

Walks

Senior	Abbey Cheek	64	2019
Junior	Brittany Cervantes	48	2011
Soph.	Ansley Smith	30	2014
Fresh.	Maisie Steed	44	2013

Hit by Pitch

Senior	Meghan Cooper	16	2006
Junior	Molly Johnson	10	2009
Soph.	Ansley Smith	15	2014
Fresh.	Griffin Joiner	12	2012

FIELDING

Putouts

Senior	Maisie Steed	385	2016
Junior	Griffin Joiner	442	2014
Soph.	Griffin Joiner	343	2013
Fresh.	Jenny Schaper	399	2016

Assists

Senior	Molly Johnson	131	2010
Junior	Angie Dal Pozzo	167	2001
Soph.	Christian Stokes	167	2014
Fresh.	Angie Dal Pozzo	143	1999

Fielding Pct.

Senior	Griffin Joiner	1.000	2015
	Beth Fogle	1.000	2002
Junior	Michelle Bucci	1.000	1999
	Jennifer Howland	1.000	2001
Soph.	Meagan Aull	1.000	2009
Fresh.	Jenny Schaper	.993	2016

PITCHING

ERA (min. 10 appearances)

Senior	Kelsey Nunley	1.27	2016
Junior	Meagan Prince	1.85	2016
Soph.	Kelsey Nunley	1.88	2014
Fresh.	Lauren Cumbess	1.99	2011

Win-loss pct. (min. 10 appearances)

Senior	Lauren Cumbess	.909 (10-1)	2014
Junior	Meagan Prince	.778 (21-6)	2016
Soph.	Kelsey Nunley	.731 (30-11)	2014
Fresh.	Ellen Weaver	.857 (6-1)	2011

Wins

Senior	Kelsey Nunley	21	2016
Junior	Meagan Prince	21	2016
Soph.	Kelsey Nunley	30	2014
Fresh.	Kelsey Nunley	27	2013

Appearances

Senior	Keary Camunas	41	2000
Junior	Keary Camunas	43	1999
Soph.	Kelsey Nunley	45	2014
Fresh.	Samantha Allen	49	2005

Games Started

Senior	Keary Camunas	36	2000
Junior	Keary Camunas	34	1999
Soph.	Kelsey Nunley	36	2014
Fresh.	Amy Kendall	32	2003

Complete Games

Senior	Keary Camunas	28	2000
Junior	Keary Camunas	26	1999
Soph.	Keary Camunas	33	1998
Fresh.	Amy Kendall	29	2003

Shutouts

Senior	Keary Camunas	9	2000
Junior	Chanda Bell	7	2011
Soph.	Kelsey Nunley	7	2014
Fresh.	Chanda Bell	3	2009
	Lauren Cumbess	3	2011
	Kelsey Nunley	3	2013

Strikeouts

Senior	Kelsey Nunley	203	2016
Junior	Chanda Bell	205	2011
Soph.	Chanda Bell	288	2010
Fresh.	Chanda Bell	216	2009

Opponent Batting Avg. (min. 200 AB)

Senior	Kelsey Nunley	.178	2016
Junior	Chanda Bell	.175	2011
Soph.	Lauren Cumbess	.193	2012
Fresh.	Lauren Cumbess	.201	2011



Leslie Kwiatkowski



LETTERWINNERS

A

Becky Abner 2003
Renee Abernathy 2019-Pres.
 Jessica Adkins 2009-10
 Amanda Allen 2012
 Samantha Allen 2005-07
 Macy Allen 2009-12
 Amy Anderson 1998
 Elie Anderson 2004
 Haley Andrus 2015-16
 Lyndsey Angus 2000-03
 Meagan Aull 2008-11

B

Grace Baalman 2018-Pres.
Jaci Babbs 2019-Pres.
 Chanda Bell 2009-12
 Becky Bishop 2007
 Brynlee Bigelow 2017
Emmy Blane 2020-Pres.
 Colleen Boddy 1999-2000
Emma Boitnott 2020-Pres.
 Brook Bowman 2002-04
 Maclai Branson 2019
 Lindsay Brogdon 2006-08
 Megan Brooks 2002-04
 Amanda Brown 2002
 Michelle Bucci 1997-2000

C

Keary Camunas 1997-2000
 Katie Campbell 2004-07
 Ginny Carroll 2011-14
 Brittany Cervantes 2009-12
 Abbey Cheek 2016-19
 Kristen Cochran 2005
 Megan Cooper 2002-06
 Kennedy Cowden 2019
 Lauren Cumbess 2011-14
 Aimee Currier 2009

D

Angie Dal Pozzo 1999-2002
 Jamie Dardis 2000-02
Cassie Deters 2020-Pres.
 Samantha DeMartine 2008-11
 Sandi Dengler 1999-2002
 Kara Dill 2010-13
 Ashley Dimkich 2005-08

E

Alli Eckman 2005-07
 Andrea Eilertson 1999-2002
 Jackie Elston 1998

F

Elizabeth Fadde 2006-07
 Ashley Fertic 2004-07
 Gina Florence 2004-07
 Beth Fogle 1999-2002
 Bethany Foster 1999
 Sarah Frazer 2011-14
 Rachel Friberg 2001-04

G

Emily Gaines 2011-14
Tekeya Garr-Carter 2019-Pres.

Sloan Gayan 2010-Pres.
 Whitney Glass 1999
 Megan Glenn 2003-06
 Crystal Grace 1997-98
 Lindsay Griggs 2012
 Ashleigh Gustafson 2009-12

H

Jacki Haynes 1997-98
 Katie Henderson 2013
 Kelsee Henson 2016-19
 Brooklin Hinz 2015-18
 Lorie Horner 1997-98
 Lindsay Houser 1997-98
 Kara Howard 2012-15
 Jennifer Howland 1999-2002
 Hannah Huffman 2016-18
Autumn Humes 2018-Pres.

J

Amber Janneck 2004-05
 Allie Jest 2009
Lauren Johnson 2018-Pres.
 Kalia Johnson 2017-2018
 Molly Johnson 2007-10
 Griffin Joiner 2012-15
 Emily Jolly 2011-14
 Megan Jolly 2007-08
 Nikki Jones 2000-03

K

Madison Kearschner 2016-2017
 Amy Kendall 2003-06
 Callie Kovacs 2004-05
Kayla Kowalik 2019-Pres.
 Tiffany Kruse 1998-2001
 Leslie Kwiatkowski 1998-2001

L

Aubrey Lamar 2011-12
 Melissa Leto 1997-98
Cassie Lindmark 2020-Pres.
 Ingrid Lochelt 2003
 Liz Love 1999
 Monique Lovell 2001

M

Emily Marks 2004-05
 Morgan Marr 2000-02
 Shanna Martini 1999
 Stephanie Martino 2014-16
Alex Martens 2017-Pres
 Brooke Marnitz 2004-07
 Amber Matousek 2007-10
 Morgan McCallum 2017
 Katie McCarty 2006-09
 Lori Melchi 2003-06
 Rachael Metzger 2015-18
 Audrey Meyer 2007-08
 Megan Miller 2006
 Kierston Moore 2017
 Susan Moore 1997-98
 Destinee Mordecai 2007-10

N

Jessica Nance 2002-05
 Amber Nix 2005

Kelsey Nunley 2013-16

O

Alice O'Brien 2010-13
 Kristen O'Haver 2009

P

Mallory Peyton 2018-Pres.
 Lydia Pierce 2006
 Meagan Prince 2014-17
 Tracie Potts 1999-2000
 Gretchen Prugh 2004

R

Sarah Rainwater 2016-19
 Briona Rance 2019
 Ali Ray 2006
 Breanne Ray 2014-17
 Katie Reed 2016-19
 Erin Rethlake 2015-18
 Jessica Rice 2007
 Darington Richardson 2013-15
 Rachel Riley 2009-12
 Jessica Rose 2010
 Annie Rowlands 2008-11
 Ashley Ruiz 2017-18

S

Nikki Sagermann 2013-16
 Sylver Samuel 2013-16
 Jenny Schaper 2016-19
Meghan Schorman 2019-Pres.
 Jenny Sibert 2004-07
 Erika Silence 2009-12
 Ansley Smith 2013-16
 Krystal Smith 2011-14
 Natalie Smith 2007-10
Rylea Smith 2020-Pres.
 Shannon Smith 2014-17
 Sarah Snider 1997-2000
Tatum Spangler 2019-Pres.
Larissa Spellman 2017-Pres.
 Maisie Steed 2013-16
Miranda Stoddard 2020-Pres.
 Christian Stokes 2013-16
 Joy Sutton 2001

T

Stephanie Thompson 1998
 Bethany Todd 2018
 Jessica Trueblood 2006

V

Bailey Vick 2017-Pres.
 Marie Vida 2001

W

Kristi Warneke 2005
 Ellen Weaver 2011-13
 Bethany Wiegand 1999
 Crystalie Wolfe 2003-04

Y

Megan Yocke 2008-11
 Jennifer Young 2007-10

ALL-TIME JERSEY NUMBERS

#00

Tekiya Garr-Carter	2019-Pres.
Natalie Smith.....	2007-10
Jacqueline Haynes.....	1997-98

#1

Miranda Stoddard	2020-Pres.
Sarah Rainwater.....	2016-19
Rachel Riley.....	2011-12
Amber Matousek.....	2007-10
Megan Miller.....	2006
Megan Brooks.....	2002-04
Marie Vida.....	2001

#2

Bailey Vick	2017-Pres.
Sylvester Samuel.....	2013-16
Chanda Bell.....	2009-12
Jenny Sibert.....	2005-07

#3

Grace Baalman	2018-Pres.
Shannon Smith.....	2014-2017
Ginny Carroll.....	2011-12
Aimee Currier.....	2009
Jessica Rice.....	2007
Jessica Trueblood.....	2006
Brooke Marnitz.....	2004-05
Andrea Eilertson.....	1999-2002

#4

Renee Abernathy	2019-Pres.
Haley Andrus.....	2015-16
Macy Allen.....	2009-12
Audrey Meyer.....	2007-08
Nikki Jones.....	2000-03

#5

Tatum Spangler	2019-Pres.
Meagan Prince.....	2014-2017
Lindsay Griggs.....	2012
Gina Florence.....	2004-07
Bobbi Darretta.....	2003
Angie Dal Pozzo.....	1999-2002
Stephanie Thompson.....	1998
Michelle Brown.....	1997

#6

Jenny Schaper.....	2016-19
Katie McCarty.....	2006-09
Amber Nix.....	2005

#7

Autumn Humes	2018-Pres.
Morgan McCallum.....	2017
Maisie Steed.....	2013-16
Kristen O'Haver.....	2009
Alli Eckman.....	2005-07
Elie Anderson.....	2004
Brook Bowman.....	2002-04
Tiffany Kruse.....	1997-2001

#8

Briana Rance.....	2019
Erin Rethlake.....	2015-2018
Katie Henderson.....	2013
Ashleigh Gustafson.....	2009-12
Samantha Allen.....	2006-08
Amber Janneck.....	2004-05
Michelle Hall.....	2003
Meghan Cooper.....	2002
Tracie Potts.....	1999-2000
Monique Lovell.....	2001
Leslie Kwiatkowski.....	1998
Suzanne Kopulos.....	1997

#9

Lauren Johnson	2018-Pres.
Breanne Ray.....	2014-2017
Alice O'Brien.....	2010-13
Savannah Mitcham.....	2004
Jamie Dardis.....	2000-02
Liz Love.....	1999
Kolleen Fitzgerald.....	1997

#10

Olivia Ward.....	2019
Christian Stokes.....	2013-16
Meagan Aull.....	2008-2011
Ashley Fertic.....	2004-07

Leslie Floyd.....	2002
Sarah Snider.....	1997-2000

#11

Abbey Cheek.....	2016-19
Krystal Smith.....	2011-14
Rachel Riley.....	2009-10
Becky Bishop.....	2007-08
Ali Ray.....	2006
Callie Kovacs.....	2004-05
Becky Abner.....	2003
Jennifer Howland.....	1999-2002
Andrea Goepfrich.....	1997

#12

Megan Yocke.....	2008-2011
Lydia Pierce.....	2006
Rachel Friberg.....	2001-04
Sandi Dengler.....	1999-2000
Amy Anderson.....	1998
Brooke Tilley.....	1997

#13

Mallory Peyton	2018-Pres.
Griffin Joiner.....	2012-15
Destinee Mordecai.....	2007-10
Susan Moore.....	1997-98

#14

Jaci Babbs	2019-Pres.
Brittany Cervantes.....	2009-12
Emily Marks.....	2004-05
Lyndsey Angus.....	2000-03
Susan Messmer.....	1999
Crystal Grace.....	1997-98

#15

Kara Dill.....	2010-13
Brooke Marnitz.....	2006-07
Jessica Nance.....	2002-05
Joy Sutton.....	2001
Bethany Foster.....	1999
Lindsay Houser.....	1997-98

#16

Aubrey Lamar.....	2011-12
Elizabeth Fadde.....	2006-07

#17

Sloan Gayan	2020-Pres.
Bethany Todd.....	2018
Annie Rowlands.....	2008-2011
Kristen Cochran.....	2005

#18

Amanda Allen.....	2012
Molly Johnson.....	2007-10
Gretchen Prugh.....	2004
Kathleen Biondi.....	2003
Julie Castelli.....	2002
Leslie Kwiatkowski.....	1998-2001
Melissa Leto.....	1997-98

#19

Rylea Smith	2020-Pres.
Kelsee Henson.....	2016-19
Lauren Cumbess.....	2011-14
Allie Jest.....	2009
Meghan Cooper.....	2003-06
Morgan Marr.....	2000-02
Bethany Wiegand.....	1999
Courtney Woodrow.....	1997

#20

Maclai Branson.....	2019.
---------------------	-------

#21

Hannah Huffman.....	2016-2018
Emily Jolly.....	2011-14
Jessica Adkins.....	2009-10
Megan Jolly.....	2007-08
Megan Glenn.....	2003-06
Sandi Dengler.....	2001-02
Michelle Bucci.....	1997-2000

#22

Kierston Moore.....	2017
Samantha DeMartine.....	2008-2011

Katie Campbell.....	2004-07
Ingrid Lochelt.....	2003
Whitney Glass.....	1999

#23

Katie Reed.....	2016-19
Jessica Rose.....	2010
Jenny Sibert.....	2004
Amanda Brown.....	2002
Shanna Martini.....	1999
Meredith Sales.....	1997

#24

Emma Boitnott	2020-Pres.
Kennedy Cowden.....	2019
Madison Kearschner.....	2016-2017
Kara Howard.....	2012-15

#25

Emmy Blane	2020-Pres.
Brooklin Hinz.....	2015-18
Erika Silence.....	2009-12
Samantha Allen.....	2005

#26

Meghan Schorman	2019-Pres.
Stephanie Martino.....	2014-16
Ellen Weaver.....	2011-13
Ashley Dimkich.....	2005-08

#27

Emily Gaines.....	2011-14
-------------------	---------

#28

Ashley Ruiz.....	2017-2018
Jennifer Young.....	2007-10
Lori Melchi.....	2003-06
Beth Fogle.....	1999-2002
Jackie Elston.....	1998

#29

Amy Kendall.....	2003-06
Keary Camunas.....	1997-2000

#30

Larissa Spellman	2017-Pres.
Ginny Carroll.....	2013-14

#32

Lindsay Brogdon.....	2006-08
Kristi Warneke.....	2005

#33

Alex Martens	2017-Pres.
Kelsey Nunley.....	2013-16
Crystalie Wolfe.....	2003-04
Colleen Boddy.....	1999-2000
Lori Horner.....	1997-98

#34

Cassie Lindmark	2020-Pres.
------------------------------	-------------------

#42

Brynlee Bigelow.....	2017
Ansley Smith.....	2013-16

#43

Darlington Richardson.....	2013-15
----------------------------	---------

#44

Gabi Deters	2020-Pres.
Rachael Metzger.....	2015-2018
Sarah Frazer.....	2011-14

#77

Nikki Sagermann.....	2013-16
----------------------	---------

#88

Kaila Johnson.....	2017-2018
--------------------	-----------

#99

Kayla Kowalik	2019-Pres
----------------------------	------------------



2020 SCHEDULE

Feb. 7	vs. Liberty
Feb. 7	vs. Texas State
Feb. 8	vs. NC State
Feb. 8	vs. US National Team (EXH)
Feb. 9	vs. Minnesota

CLEARWATER, FLA.

Feb. 14	vs. Boise State
Feb. 14	at Arizona State
Feb. 15	vs. Illinois State
Feb. 15	at Arizona State
Feb. 16	vs. Detroit

TEMPE, ARIZ.

Feb. 19 **at Middle Tennessee** MURFREESBORO, TENN.

Feb. 21	vs. Georgia Tech
Feb. 21	at Samford
Feb. 22	vs. DePaul
Feb. 22	vs. Georgia Tech
Feb. 23	vs. DePaul

BIRMINGHAM, ALA.

Feb. 27 **at UCF** ORLANDO, FLA.

Feb. 28	vs. Loyola Chicago
Feb. 28	vs. Florida International
Feb. 29	vs. Western Michigan
Feb. 29	vs. Detroit
March 1	vs. Dartmouth

NORTH ORLANDO, FLA.

March 7-9	vs. Texas A&M	LEXINGTON, KY.
March 11	vs. Marshall	LEXINGTON, KY.
March 13-15	at Mississippi State	STARKVILLE, MISS.
March 17	vs. Northern Kentucky	LEXINGTON, KY.
March 18	at Miami (OH)	OXFORD, OHIO
March 20-22	vs. Florida	LEXINGTON, KY.
March 25	at WKU	BOWLING GREEN, KY.
March 27-29	vs. Tennessee	LEXINGTON, KY.
March 31	at Ohio State	COLUMBUS, OHIO
April 4-6	at Georgia	ATHENS, GA.
April 8	vs. Morehead State	LEXINGTON, KY.
April 10-11	at Oklahoma	NORMAN, OKLA.
April 17-19	at Missouri	COLUMBIA, MO.
April 22	at Eastern Kentucky	RICHMOND, KY.
April 24-26	vs. Arkansas	LEXINGTON, KY.
April 29	vs. Louisville	LEXINGTON, KY.
May 1-3	at Ole Miss	OXFORD, MISS.
May 6-9	SEC Tournament	TUSCALOOSA, ALA.