KENTUCKY®

2019-20 MEN'S BASKETBALL

8 NATIONAL CHAMPIONSHIPS | **MOST WINS** IN COLLEGE BASKETBALL | **48** SEC TITLES | **31** SEC TOURNAMENT CHAMPIONSHIPS | **55** ALL-AMERICANS | **129** NBA DRAFT PICKS

#14/13 KENTUCKY (10-3, 1-0) at GEORGIA (10-3, 0-0)

Tuesday, Jan. 7 • 9 p.m. • Stegeman Coliseum (10,523) • Athens, Ga.

#UKvsUGA #TGT • @KentuckyMBB • @UKMBBStatsInfo

THE MATCHUP

Series Breakdown
Overall - UK, 127-26
Athens, Ga. - UK, 43-17
Calipari vs. UGA - 17-2
Crean vs. UK - 4-5
Current UK streak - W12

John Calipari	Tom Crean
Overall Record: 760-214*	Overall Record: 377-255
Record at UK: 315-74	Record at UGA: 21-24
Overall Seasons: 28th	Overall Seasons: 20th
at Kentucky: 11th	at Georgia: 2nd

**on-court record*

BY THE NUMBERS

2,303	All-time wins, NCAA leader
48	Regular-season SEC titles in program history
80.1	UK's free-throw %, ranked fourth in the nation
5	Regular-season SEC titles under John Calipari

TALE OF THE TAPE

UK	STATISTIC	UGA
74.5	Points Per Game	72.4
61.7	Opp. Points PG	67.6
37.2	Rebounds PG	42.8
15.1	Assists PG	16.8
4.6	Blocks PG	4.2
5.2	Steals PG	6.6
.461	FG Pct.	.451
.385	Opp. FG Pct.	.388
.290	3-Pt. FG Pct.	.298
.303	Opp. 3-Pt. FG Pct.	.250
.801	FT Pct.	.603

A UK WIN WOULD ...

- Mark Kentucky's 999th all-time Southeastern Conference victory
- Put the Wildcats at 11-3 on the season and 2-0 in league play
- Mark the seventh time UK has started 2-0 in SEC play under John Calipari
- Be Kentucky's first road win this season
- Improve UK to 8-3 in its first SEC road game of the season under Calipari
- Improve Kentucky's record to 255-42 vs. AP unranked competition under Calipari
- Extend UK's winning streak vs. Georgia to 13 games

LAST GAME'S STARTERS

0 ASHTON HAGANS

6-3 • 198 • GUARD • SOPHOMORE
CARTERSVILLE, GA. | NEWTON HIGH SCHOOL

Naismith, Wooden watch lists | Seventh nationally in assists per game | Six or more assists in 10 straight, best since Roger Harden (1986) | Averaging 12.9 points and team highs in assists (7.3 per game) and steals (2.0 per game)

3 TYRESE MAXEY

6-3 • 198 • GUARD • FRESHMAN
GARLAND, TEXAS | SOUTH GARLAND HIGH SCHOOL

NCAA March Madness National Player of the Week | Two-time SEC Freshman of the Week | Scored a UK freshman debut record 26 points vs. Michigan State | Had a career-high 27 vs. Louisville | Leading scorer at 13.8 points per game

4 NICK RICHARDS

6-11 • 247 • FOWARD • JUNIOR
KINGSTON, JAMAICA | THE PATRICK SCHOOL

Averaging 12.7 points and a team-high 7.5 rebounds, 2.3 blocks per game | 68.8 FG%, sixth nationally | Six double-doubles | SEC Co-Player, USBWA National Player of the Week for week of Dec. 31 | 21 points, 12 rebounds vs. Mizzou

12 KEION BROOKS JR.

6-7 • 205 • FOWARD • FRESHMAN
FORT WAYNE, IND. | LA LUMIERE SCHOOL

Made his first career start against Louisville | Averaging 5.8 points and 3.3 rebounds per game | Three double-digit scoring efforts including a career-high 15 vs. Fairleigh Dickinson | Ranked No. 24 recruit by RSCI

23 EJ MONTGOMERY

6-10 • 228 • FOWARD • SOPHOMORE
FORT PIERCE, FLA. | WHEELER HIGH SCHOOL

Averaging 7.8 points, 5.6 rebounds and 1.1 blocks | Missed three games early in the season with a right ankle sprain | Career-high 25 points and nine rebounds vs. Fairleigh Dickinson | Shooting 51.4% from the field for the season

STAT LEADERS

POINTS PER GAME		
UK	Tyrese Maxey	13.8
UGA	Anthony Edwards	18.4
REBOUNDS PER GAME		
UK	Nick Richards	7.5
UGA	Rayshaun Hammonds	9.1
ASSISTS PER GAME		
UK	Ashton Hagans	7.3
UGA	Sahvir Wheeler	5.3
STEALS PER GAME		
UK	Ashton Hagans	2.0
UGA	Anthony Edwards	1.6
3-POINTERS		
UK	Immanuel Quickley	18
UGA	Edwards/Crump	27
FIELD-GOAL PERCENTAGE		
UK	Nick Richards	.688
UGA	Christian Brown	.606
FREE-THROW PERCENTAGE		
UK	Immanuel Quickley	.958
UGA	Donnell Gresham Jr.	.862

NEED TO KNOW

Kentucky was picked to win the SEC title by the league's media members. UK owns 48 SEC regular-season titles

Nick Richards recorded 21 points, 12 rebounds and four blocks vs. Mizzou for his second straight double-double and Immanuel Quickley scored a career-high 23 points

After scoring a career-high 27 vs. Louisville, Tyrese Maxey was named NCAA March Madness National Player of the Week, USBWA Wayman Tisdale National Freshman of the Week, SEC Freshman of the Week and the Blue-grass Sports Commission MVP

Richards was tabbed the USBWA Oscar Robertson National Player of the Week and SEC Co-Player of the Week. Richards had 13 points and 10 rebounds in the win over Louisville

Quickley is shooting a team-best 95.8% from the free-throw line. That ranks first in the SEC and second in the nation

SCHEDULE

OCTOBER					
27	2/2	-/-	GEORGETOWN COLL.^	SEC	W, 80-53
NOVEMBER					
1	2/2	-/-	KENTUCKY STATE^	SEC	W, 83-51
5	2/2	1/1	vs. Michigan State[1]	ESPN	W, 69-62
8	2/2	-/-	EASTERN KENTUCKY	SEC	W, 91-49
12	1/2	-/-	EVANSVILLE	SEC	L, 67-64
18	9/10	-/-	UTAH VALLEY[2]	ESPN2	W, 82-74
22	9/10	-/-	MOUNT ST. MARY'S[2]	SEC	W, 82-62
24	9/10	-/-	LAMAR[2]	SEC	W, 81-56
29	9/11	-/-	UAB[2]	SEC	W, 69-58
DECEMBER					
7	8/10	-/-	FAIRLEIGH DICKINSON	SEC	W, 83-52
14	8/9	-/-	GEORGIA TECH	ESPN	W, 67-53
18	6/6	-/-	vs. Utah[3]	ESPN2	L, 69-66
21	6/6	5/4	vs. Ohio State[4]	CBS	L, 71-65
28	19/19	3/4	LOUISVILLE	CBS	W, 78-70[OT]
JANUARY					
4	17/14	-/-	MISSOURI*	SEC	W, 71-59
7	14/13	-/RV	at Georgia*	ESPN	9 p.m.
11	14/13	-/-	ALABAMA*	ESPN	Noon
15	-/-	-/-	at South Carolina*	SEC	6:30 p.m.
18	-/-	-/-	at Arkansas*	ESPN/2	4 p.m.
21	-/-	-/-	GEORGIA*	TBD	7 p.m.
25	-/-	-/-	at Texas Tech[5]	ESPN	6 p.m.
29	-/-	-/-	VANDERBILT*	SEC	6:30 p.m.
FEBRUARY					
1	-/-	-/-	at Auburn*	ESPN	6/8 p.m.
4	-/-	-/-	MISSISSIPPI STATE*	ESPN/2	9 p.m.
8	-/-	-/-	at Tennessee*	CBS	1 p.m.
11	-/-	-/-	at Vanderbilt*	TBD	7 p.m.
15	-/-	-/-	OLE MISS*	TBD	2 p.m.
18	-/-	-/-	at LSU*	ESPN/2	9 p.m.
22	-/-	-/-	FLORIDA*	ESPN/2	6/8 p.m.
25	-/-	-/-	at Texas A&M*	TBD	7 p.m.
29	-/-	-/-	AUBURN*	CBS	3:45 p.m.
MARCH					
3	-/-	-/-	TENNESSEE*	ESPN/2	9 p.m.
7	-/-	-/-	at Florida*	CBS	1 p.m.

*All times Eastern | *SEC conference game | HOME GAMES IN CAPS | ^Exhibition*
[1]State Farm Champions Classic (New York | Madison Square Garden)
[2]BBN Showcase (Rupp Arena | Lexington, Ky.)
[3]Neon Hoops Showcase (T-Mobile Arena | Las Vegas)
[4]CBS Sports Classic (T-Mobile Arena | Las Vegas)
[5]Big 12/SEC Challenge (United Supermarkets Arena | Lubbock, Texas)
[6]SEC Tournament (Bridgestone Arena | Nashville, Tenn.)

BROADCAST INFO

TV: ESPN

Play-by play: Karl Ravech
Analyst: Jay Bilas
Sideline: Marty Smith

RADIO: UK SPORTS NETWORK

Play-by play: Tom Leach
Analyst: Mike Pratt

SATELLITE RADIO

Sirus: 81
XM: 81
Internet: 81

TV CHART

0 Ashton Hagans
Sophomore | Guard
6-3 | 198
Cartersville, Ga.
Newton
@H23Ash
@ashton.hagans

1 Nate Sestina
Graduate | Forward
6-9 | 234
Emporium, Pa.
Bucknell University
@NateSestina23
@natesestina4

2 Kahlil Whitney
Freshman | Forward
6-6 | 210
Chicago
Roselle Catholic
@KahlilWhitney
@kahlilwhitney

3 Tyrese Maxey
Freshman | Guard
6-3 | 198
Garland, Texas
South Garland
@TyreseMaxey
@tyresemaxey



4 Nick Richards
Junior | Forward
6-11 | 247
Kingston, Jamaica
The Patrick School
@iamnickrichards
@nickrichards_
@nicholas.p.richards

5 Immanuel Quickley
Sophomore | Guard
6-3 | 188
Havre de Grace, Md.
The John Carroll School
@IQ_GodSon
@immanuelquickley_
@immanuelquickley5

10 Johnny Juzang
Freshman | Guard
6-6 | 214
Los Angeles
Harvard-Westlake
@JohnnyJuzang
@jsilky5



11 Dontaie Allen
Freshman | Guard
6-6 | 200
Falmouth, Ky.
Pendleton County
@dontaieallen11
@dontaieallen11
@tay.allen3139

12 Keion Brooks Jr.
Freshman | Forward
6-7 | 205
Fort Wayne, Ind.
La Lumiere School
@KeionB_12
@klbj.xii

13 Riley Welch
Junior | Guard
6-0 | 185
Littleton, Colo.
College of the Desert
@Riley_Welch
@riley_welch
@Riley.Welch.UK

14 Brennan Canada
Freshman | Forward
6-6 | 198
Mount Sterling, Ky.
George Rogers Clark
@brennanc14
@brennanc14

21 Zan Payne
R-Freshman | G/F
6-4 | 235
Lexington, Ky.
Lexington Catholic
@young_payne2321
@alexander.payne23

23 EJ Montgomery
Sophomore | Forward
6-10 | 228
Fort Pierce, Fla.
Wheeler
@ejmontgomery23
@_mont23

33 Ben Jordan
Sophomore | Forward
6-9 | 250
Olive Hill, Ky.
West Carter
@ben3jordan
@ben3jordan3

JOHN CALIPARI
Head Coach
11th Season
@UKCoachCalipari
@UKCoachCalipari
@UKCoachCalipari

KENNY PAYNE
Assoc. Head Coach
10th season at UK
Sixth season as associate HC

TONY BARBEE
Assistant Coach
Sixth season at UK
Fifth season as assistant
@CoachTonyBarbee

JOEL JUSTUS
Assistant Coach
Sixth season at UK
Fourth season as assistant
@UKCoachJustus
@UKCoachJustus

JOHN ROBIC
Special Assistant
11th season at UK
Fourth season as special asst.

Pronunciation Guide

DONTAIE Allen	(DON-tay)
KEION Brooks Jr.	(KEY-on)
John CALIPARI	(cal-uh-PEAR-ee)
Ashton HAGANS	(HAY-gens)
Johnny JUZANG	(JEW-zang)
Nate SESTINA	(ses-TINA)
KAHLIL Whitney	(kuh-LIL)

Alphabetical Roster

No.	Name	Pos.	Ht.	Wt.	Cl.	Hometown (Previous School)
11	Dontaie Allen	G	6-6	200	Fr.	Falmouth, Ky. (Pendleton County)
12	Keion Brooks Jr.	F	6-7	205	Fr.	Fort Wayne, Ind. (La Lumiere)
14	Brennan Canada	F	6-6	198	Fr.	Mount Sterling, Ky. (George Rogers Clark)
0	Ashton Hagans	G	6-3	198	So.	Cartersville, Ga. (Newton)
33	Ben Jordan	F	6-9	250	R-So.	Olive Hilly, Ky. (West Carter)
10	Johnny Juzang	G	6-6	214	Fr.	Los Angeles (Harvard-Westlake)
3	Tyrese Maxey	G	6-3	198	Fr.	Garland, Texas (South Garland)
23	EJ Montgomery	F	6-10	228	So.	Fort Pierce, Fla. (Wheeler)
21	Zan Payne	G/F	6-4	235	R-Fr.	Lexington, Ky. (Lexington Catholic)
5	Immanuel Quickley	G	6-3	188	So.	Havre de Grace, Md. (The John Carroll School)
4	Nick Richards	F	6-11	247	Jr.	Kingston, Jamaica (The Patrick School)
1	Nate Sestina	F	6-9	234	Gr.	Emporium, Pa. (Bucknell University)
13	Riley Welch	G	6-0	185	Jr.	Littleton, Colo. (College of the Desert)
2	Kahlil Whitney	F	6-6	210	Fr.	Chicago (Roselle Catholic)

On the Bench

Head Coach: John Calipari (Clarion, 1982)
Associate Head Coach: Kenny Payne (Louisville, 2003)
Assistant Coaches: Tony Barbee (UMass, 1993)
Joel Justus (UNC Wilmington, 2004)
Special Asst. to the Head Coach: John Robic (Denison, 1986)
Assoc. AD/Basketball Operations: Chris Woolard (UCLA, 1997)
Director of Basketball Admin.: Will Barton (Kentucky, 2013)
Strength Coach: Robert Harris (Kentucky State, 2009)
Athletic Trainer: Geoffrey Staton (North Carolina, 2007)
Equipment Manager: Mark Evans (Kentucky, 2013)
Recruiting Analyst: Brady Kennedy (Kentucky, 2016)

POLLS, STATS, MEDIA INFO

Weekly Media Schedule

all times ET unless indicated otherwise

6 Mon.	7 Tue.	8 Wed.	9 Thu.	10 Fri.	11 Sat.	12 Sun.
Media opportunity: 11:30 a.m. Calipari | Players Practice: Noon Travel to Georgia	at Georgia | 9 p.m. ESPN	Player off day No practice No media availability John Calipari Show: 6 p.m. UK Sports Network	Practice: 10 a.m. Practice: 5 p.m. Closed to the media	Media opportunity: 11 a.m. Calipari | Players Practice: 9 a.m. Practice: 4 p.m.	vs. Alabama | Noon ESPN	Player off day No practice No media availability

Communications & PR Staff

Eric Lindsey
Director
Cell - 859.619.0944
Email - eric.lindsey@uky.edu

Deb Moore
Associate Director
Cell - 859.559.5781
Email - deb.moore@uky.edu

Media Information

CREDENTIAL REQUESTS

Requests for single-game credentials should be made as far in advance as possible and no later than five days prior to game day online at sportssystems.com/Kentucky.

CREDENTIAL CRITERIA

The University of Kentucky's decision to issue credentials to a media outlet for the purposes of covering a UK basketball home or away event is determined by a variety of factors. They include the following:

- Amount of coverage given to Kentucky throughout the season
- Intention/ability to cover all 22 sports at Kentucky
- Distribution/size of publication: free, subscription, sale on newsstands, website traffic, etc.
- Radio or TV station program format and size of audience
- Length of existence of the publication, amount of original copy generated, number of full-time employees of the publication and the journalistic experience of the reporter(s)
- Attendance at Kentucky media sessions, including Olympic sport opportunities
- Space availability
- Professionalism, which includes but is not limited to conduct at games, press conferences, practices, on social media, etc.

The University of Kentucky has the right to revoke credentials under its own discretion.

INTERVIEW POLICIES-GENERAL

All interviews with University of Kentucky basketball players or staff members must be arranged through the Communications and public relations office. Media should never contact a player or coach directly.

The Wildcat Coal Lodge, dormitories, team locker rooms and other team quarters are private team areas. Media members are not permitted in these areas unless accompanied by appropriate university personnel.

PRACTICE/PRESS CONFERENCES

Other than announced exceptions, UK basketball practices are closed to the media. UK will accept requests to attend practice. All requests must be made by 10 a.m. the day before the practice. In cases in which practices are open to the media, no cell phones are allowed in the practice facility.

Player interviews are conducted prior to practices the day before a game and will be available to all UK media in the Joe Craft Center lower-level lobby. UK will accept requests for player interviews, but they must be submitted 24 hours prior to the scheduled availability.

Coach John Calipari or an assistant coach will meet with members of the media immediately following player interviews in the lower level lobby of the Joe Craft Center.

Gameday shoot-arounds are closed to the media.

TELEPHONE PLAYER INTERVIEWS

Telephone interviews are available to the media on a call-back basis. Individual player and coach telephone numbers will not be given to members of the media.

Players are instructed not to conduct interviews when contacted directly by telephone. The communications and public relations office will arrange for telephone interviews at a time most convenient for the student-athlete.

Other special requests are handled on a case-by-case basis.

POSTGAME INTERVIEWS

Following each game, there is a cooling-off period, during which time the players shower and dress. Approximately 10 minutes after the game ends, Coach Calipari conducts his postgame press conference while a player is taken to the UK Sports Network.

Following Coach Calipari's press conference and the cooling-off period, selected UK players are brought to the media interview room.

The Polls

Associated Press Top 25
Jan. 6

1. Gonzaga (54)
2. Duke (9)
3. Kansas (2)
4. Baylor
5. Auburn
6. Butler
7. San Diego State
8. Michigan State
9. Oregon
10. Florida State
11. Ohio State
12. Maryland
13. Louisville
14. Kentucky
15. Dayton
16. Villanova
17. West Virginia
18. Virginia
19. Michigan
20. Penn State
21. Memphis
22. Texas Tech
23. Wichita State
24. Arizona
25. Colorado

Receiving Votes: Iowa, Seton Hall, Arkansas, Marquette, Xavier, Wisconsin, Houston, Creighton, Washington, VCU, Saint Mary's, Northern Iowa, Liberty, Purdue, Stephen F. Austin, BYU

USA Today Coaches Poll
Jan. 6

1. Gonzaga (27)
2. Duke (4)
3. Kansas (1)
4. Baylor
5. Auburn
6. Butler
7. San Diego State
8. Michigan State
9. Oregon
10. Florida State
11. Louisville
12. Ohio State
13. Kentucky
14. Maryland
15. Dayton
16. Villanova
17. West Virginia
18. Virginia
19. Michigan
20. Penn State
21. Texas Tech
22. Memphis
23. Wichita State
24. Arizona
25. Seton Hall

Receiving Votes: Colorado, Iowa, Marquette, Xavier, Arkansas, Houston, Creighton, Washington, Wisconsin, Florida, Purdue, LSU, Georgia

SEC Standings (through Jan. 4)

Team	SEC Record	Overall Record	Games Back
Auburn	1-0 (1.000)	13-0 (1.000)	-
Arkansas	1-0 (1.000)	12-1 (.923)	-
Florida	1-0 (1.000)	9-4 (.692)	-
Kentucky	**1-0 (1.000)**	**10-3 (.769)**	**-**
LSU	1-0 (.000)	9-4 (.692)	-
Georgia	0-0 (.000)	10-3 (.769)	0.5
Ole Miss	0-0 (.000)	9-4 (.692)	0.5
South Carolina	0-0 (.000)	8-5 (.615)	0.5
Vanderbilt	0-0 (.000)	8-5 (.615)	0.5
Alabama	0-1 (.000)	7-6 (.538)	1.0
Mississippi State	0-1 (.000)	9-4 (.692)	1.0
Missouri	0-1 (.000)	8-5 (.615)	1.0
Tennessee	0-1 (.000)	8-5 (.615)	1.0
Texas A&M	0-1 (.000)	6-6 (.500)	1.0

UK in the Rankings

Team Rankings *(through Jan. 4)*

Category	Stat	SEC [NCAA]
Scoring	74.5	6th [119th]
Scoring Defense	61.7	5th [38th]
Scoring Margin	+12.8	4th [38th]
Free-Throw %	.801	1st [4th]
Field-Goal %	.461	6th [83rd]
Field-Goal % Def.	.385	3rd [35th]
3-Point FG %	.290	12th [325th]
3-Point FG % Def.	.303	7th [76th]
Rebounds Per Game	37.2	T7th [138th]
Opponent Rebs. Per Game	30.6	2nd
Rebounding Margin	+6.5	3rd [41st]
Blocks Per Game	4.6	6th [46th]
Assists Per Game	15.1	4th [66th]
Steals Per Game	5.2	14th [312th]
Turnover Margin	+0.8	T7th [163rd]
Assist-to-TO Ratio	1.2	1st [49th]
Off. Rebs. Per Game	9.6	11th [229th]
Def. Rebs. Per Game	27.5	5th [78th]
Def. Rebound %	.746	4th
Off. Rebound %	.312	8th
3-Point FG Per Game	4.6	14th [345th]

Individual Rankings

Category/Player	Stat	SEC [NCAA]
Assists Per Game/Hagans	7.3	1st [7th]
Assist-to-TO Ratio/Hagans	2.2	3rd [62nd]
Blocks Per Game/Richards	2.3	3rd [32nd]
Def. Rebs. Per Game/Richards	5.1	8th [195th]
Double-Doubles/Richards	6	T2nd [T29th]
Field-Goal %/Richards	.688	1st [6th]
Free-Throw %/Quickley	.958	1st [2nd]
Free-Throw %/Hagans	.845	6th [85th]
Free-Throw %/Maxey	.839	8th [95th]
Minutes Per Game/Maxey	33.0	11th [189th]
Minutes Per Game/Hagans	32.8	12th [211th]
Off. Rebs. Per Game	2.5	10th]163rd]
Points Per Game/Maxey	13.8	16th
Rebounds Per Game/Richards	7.5	8th [162nd]
Rebounds Per Game/Sestina	5.7	19th
Steals Per Game/Hagans	2.0	3rd [52nd]

Upcoming in the SEC

Jan. 7-15

Contest	Time	TV Network
Tuesday, Jan. 7		
Florida at South Carolina*	7 p.m.	ESPNU
Tennessee at Missouri*	7 p.m.	SEC Network
Kentucky at Georgia*	***9 p.m.***	***ESPN***
Ole Miss at Texas A&M*	9 p.m.	SEC Network
Wednesday, Jan. 8		
Mississippi State at Alabama*	7 p.m.	SEC Network
Arkansas at LSU*	9 p.m.	ESPNU
Vanderbilt at Auburn*	9 p.m.	SEC Network
Saturday, Jan. 11		
Alabama at Kentucky*	***Noon***	***ESPN***
South Carolina at Tennessee*	1 p.m.	SEC Network
Texas A&M at Vanderbilt*	3:30 p.m.	SEC Network
Arkansas at Ole Miss*	6 p.m.	SEC Network
Georgia at Auburn*	6 p.m.	ESPN/2
Mississippi State at LSU*	8 p.m.	ESPN/2
Florida at Missouri*	8:30 p.m.	SEC Network
Tuesday, Jan. 14		
Ole Miss at Florida*	7 p.m.	ESPN/2
LSU at Texas A&M*	7 p.m.	SEC Network
Missouri at Mississippi State*	9 p.m.	SEC Network
Wednesday, Jan. 15		
Kentucky at South Carolina*	***6:30 p.m.***	***SEC Network***
Tennessee at Georgia*	7 p.m.	ESPN2/U
Vanderbilt at Arkansas*	8:30 p.m.	SEC Network
Auburn at Alabama*	9 pm.	ESPN/2/U

*Conference Game | All times listed Eastern

NOTES

Honoring the Cats

Ashton Hagans

- Lute Olson Award watch list
- Wooden Preseason Top 50
- Naismith Trophy preseason watch list
- Preseason All-SEC First Team (media/coaches)
- Bob Cousy Award preseason watch list

Tyrese Maxey

- USBWA Wayman Tisdale National Freshman of the Week (Dec. 31)
- March Madness National Player of the Week (Dec. 30)
- SEC Freshman of the Week (Dec. 30)
- Bluegrass Sports Commission MVP of the Kentucky-Louisville game
- USBWA Oscar Robertson Trophy watch list
- SEC Freshman of the Week (Nov. 11)
- Wooden Preseason Top 50
- NABC Division I Player of the Year preseason watch list
- Naismith Trophy preseason watch list
- AP Preseason All-America Honorable Mention
- NBC Sports Preseason All-America Third Team
- Preseason NCAA March Madness Player of the Year candidate
- Preseason All-SEC Second Team (media/coaches)
- Jerry West Award preseason watch list

EJ Montgomery

- Preseason All-SEC Second Team (media/coaches)
- Karl Malone Award preseason watch list

Immanuel Quickley

- Preseason NCAA March Madness "Glue Guy"

Nick Richards

- USBWA Oscar Robertson National Player of the Week (Dec. 31)
- SEC Co-Player of the Week (Dec. 30)

Kahlil Whitney

- Julius Erving Award preseason watch list

The Nick and Quick Show Lead Cats Past Mizzou

Nick Richards carried the load for No. 17/14 Kentucky before Immanuel Quickley finished the job for the Wildcats.

Quickley scored a career-high 23 points, Nick Richards had 21 and Kentucky beat Missouri 71-59 Saturday in the Southeastern Conference opener for both schools.

Richards scored the first nine points for the Wildcats, 14 of their first 16 points and had 17 by halftime, including a key 3-point play. Quickley's 3 put Kentucky (10-3, 1-0) ahead to stay, and he was just getting started.

Quickley was 4 of 8 from behind the arc and 5 of 9 overall. He also went 9 for 9 at the line, part of a 27-for-30 performance for Kentucky as a team.

"My way of changing a game is usually a 3-point shot," said Quickley, who surpassed his previous best of 18 points from last Saturday's victory against Louisville. "We've got other guys, they dunk, they block shots. Any way you can change a game, you want to use that to the best of your ability."

Richards went 9 for 13 from the field and grabbed 12 rebounds for his second consecutive double-double. The junior forward also blocked four shots before fouling out with 3:52 left.

In between blocking shots and grabbing rebounds, Richards worked his way free for scoring opportunities, including a few jumpers.

"All the workouts I've been through, eventually it was going to show up on the court," said Richards, who posted his sixth double-double this season. "My coaches told me not to be arrogant with it, just be humble and everything will just fall through."

Kentucky posted its second straight victory since consecutive losses to Utah and Ohio State. But the Wildcats lost point guard Ashton Hagans with 1:48 left after he hurt his left ankle while playing defense.

Coach John Calipari said it was a low sprain instead of an Achilles tendon tear that he initially feared.

"When they told me it wasn't that, OK, we can deal with whatever else it is," Calipari said. "Maybe he's out. Maybe he doesn't play against Georgia (on Tuesday). Then you're going to see the impact and importance he has on this team."

Missouri (8-5, 0-1) cut a 16-point deficit down to 56-46 with 6:03 remaining. The Wildcats answered with a 6-0 spurt to help close it out.

Of note ...

- Kentucky is now 67-19 in Southeastern Conference openers, including 9-2 under Calipari
- The Wildcats are now just two victories shy of 1,000 all-time wins in the SEC.
- UK held the visitors to 59 points. UK is 181-7 under Calipari when limiting the opponent to 63 points or less, including 8-0 this season
- The Wildcats shot 43.5% from the field and Missouri hit 36.2%, moving Kentucky to 9-0 this season when outshooting the opponent
- Kentucky improved to 194-17 in the Calipari era when holding the opponent to 40% or less
- UK was remarkable consistent at the foul line, making 90% in the first half (9 of 10), 90% in the second half (18 of 20) and 90% for the game (27 of 30)
- The Wildcats won the rebounding 36-31 and are now 9-0 this season when leading the rebounding.
- Kentucky had two 20-point scorers for the second time this season. Richards and Hagans did it earlier this season in the Utah Valley game
- UK led by as many as 16 points in the second half. The Wildcats improved to 270-6 under Calipari when leading by at least 10 points at any time in the contest.

Hagans' Breakthrough at Georgia

If Ashton Hagans is able to play Tuesday at Georgia -- a big if at this point after the sophomore guard left Saturday's game vs. Missouri late with a left ankle sprain (day-to-day) -- he will have a hard time matching his performance in Athens from a year ago.

The Georgia native capped a breakthrough month with his best offensive performance of his freshman season in his return to his home state. In front of family and friends -- and the school he originally verbally committed to -- Hagans dominated the game with 23 points, four assists and four steals. He was 9 for 18 from the field, which are both still career highs, was 4 of 5 from the free-throw line and 1 of 3 from 3-point range. His 23 points is the second-highest total of his college career. Earlier this season, on Nov. 18 vs. Utah Valley, he topped it with 26 points.

Hagans grew up in Cartersville, Georgia, about an hour-and-45-minute drive from Athens.

S-E-C! S-E-C! S-E-C!

Kentucky has the unquestionable reputation as the league's gold standard. Since the SEC's inception in 1932-33, the Wildcats are the most dominant team in the league, recording a 998-281 mark (.780) in regular-season conference play. Only one other team has won more than 750 regular-season SEC games (Alabama), and no other team owns a better winning percentage.

- Kentucky has averaged 11.6 wins and only 3.3 losses per season in 86 seasons in the SEC
- UK has won 48 SEC titles and 31 SEC Tournament championships
- The Wildcats have won 16 of the last 28 SEC Tournament titles
- Kentucky has captured at least a share of five of the last 10 SEC regular-season championships under head coach John Calipari
- UK has played in the championship game of the SEC Tournament in eight of Calipari's 10 seasons, winning the tournament six times
- Seven teams made the 2019 NCAA Tournament field, tied for the second most of any league in the country
- The SEC had two teams in the Elite Eight, one in the Final Four and went 12-7 in NCAA Tournament games in 2019
- As of the Jan. 6 rankings, two SEC teams are ranked in the Associated Press Top 25. In addition to UK, Auburn is ranked No. 5. Arkansas, Florida, LSU and Georgia sit just outside the top 25 and received votes
- Eleven SEC schools ranked in the top 100 of the NCAA's Net Evaluation Tool rankings on Jan. 6

Kentucky Picked to Win 49th SEC Title

Eleventh-year head coach John Calipari has often described Kentucky as the hunted within the ranks of the Southeastern Conference. With more regular-season and tournament titles than the entire league combined, it's not a far-fetched mantra. If the 2019-20 preseason media poll conducted by the league's media proves true, Kentucky will once again be the pursued.

UK was voted to win their sixth regular-season title under Calipari by the league's media members. Should Kentucky achieve the feat, it would mark the program's 49th overall regular-season title.

It's the 15th time since the 1998-99 season the Wildcats are the overall preseason favorite. Calipari has directed his teams to regular-season SEC crowns in 2010, 2012, 2015, 2016 and 2017. Kentucky has claimed the SEC Tournament title six times under his direction in 2010, 2011, 2015, 2016, 2017 and 2018.

Each school selected media members that cover their team and additional media from across the nation were selected by the conference office to comprise the voting panel. Points were compiled on a 14-13-12-11-10-9-8-7-6-5-4-3-2-1 basis. Each media member also voted for two All-SEC teams.

Kentucky Trio Preseason All-SEC

In a league as talented as it's ever been, sophomores Ashton Hagans and EJ Montgomery and freshman Tyrese Maxey were tabbed preseason All-Southeastern Conference picks by both the league's media and its coaches.

2019-20 Lead-Deficit Comparison

Opponent	Biggest Lead	Biggest Deficit	Biggest Run	Changes	Ties	Led	Trailed	Result
GC (Exh)	*29 (2nd)*	*N/A*	*12-0*	*0*	*0*	*38:27*	*0:00*	*W, 80-53*
KSU (Exh)	*33 (2nd)*	*N/A*	*10-0*	*0*	*1*	*37:33*	*0:00*	*W, 83-51*
vs. Michigan St.	13 (2nd)	2 (1st)	9-0	3	4	36:55	0:38	W, 69-62
EKU	44 (2nd)	N/A	14-0	0	0	38:49	0:00	W, 91-49
EVANSVILLE	3 (1st)	8 (1st)	7-0	7	5	5:44	29:34	L, 67-64
UTAH VALLEY	16 (2nd)	2 (1st)	7-0	5	5	34:36	1:23	W, 82-74
MOUNT ST. MARY'S	25 (2nd)	3 (1st)	10-0	4	1	37:51	1:58	W, 82-62
LAMAR	27 (2nd)	N/A	20-0	0	1	38:32	0:00	W, 81-56
UAB	20 (2nd)	3 (1st)	9-0	2	1	35:44	2:21	W, 69-58
FDU	34 (2nd)	2 (1st)	17-0	1	2	37:44	1:01	W, 83-52
GEORGIA TECH	16 (2nd)	5 (1st)	10-0	4	3	31:03	6:56	W, 67-53
vs. Utah	2 (1st)	17 (2nd)	8-0	1	2	0:08	37:42	L, 69-66
vs. Ohio State	4 (1st)	8 (2nd)	5-0	4	5	3:29	33:23	L, 71-65
LOUISVILLE	12 (2nd)	4 (1st)	8-0	13	10	28:38	10:43	W, 78-70
MISSOURI	16 (2nd)	8 (1st)	12-0	1	0	28:14	11:02	W, 71-59
at Georgia								
ALABAMA								
at S. Carolina								
at Arkansas								
GEORGIA								
at Texas Tech								
VANDERBILT								
at Auburn								
MISSISSIPPI ST.								
at Tennessee								
at Vanderbilt								
OLE MISS								
at LSU								
FLORIDA								
at Texas A&M								
AUBURN								
TENNESSEE								
at Florida								
BIGGEST/MOST	**44**	**8**	**20-0**	**13**	**10**	**38:49**	**37:42**	
TOTALS						**357:27**	**136:41**	

Hagans was a first-team pick while Maxey and Montgomery were tabbed to the second team. Hagans also received at least one vote for the preseason pick for SEC Player of the Year from the media.

UK has featured at least one player on one of the two end-of-the-season All-SEC teams (media or coaches) since 2006-07.

UK Continues to Navigate Through Injuries, Illnesses

Kentucky's depth has been tested by a number of injuries and illness this season. Ten Wildcats have dealt with injuries or are still rehabbing old ones as well as illness, and UK has played with all nine available full-time scholarship players in just six games this season after Johnny Juzang missed the Missouri game with an illness.

Against Utah Valley, with EJ Montgomery (right ankle) and Immanuel Quickley (chest) out, just seven full-time basketball scholarship players were available. That included Ashton Hagans, who was dealing with right leg soreness.

Just when the Cats were getting healthy, Juzang's illness became the latest setback. Ashton Hagans also sprained his left ankle late against Missouri and is considered day-to-day entering the Georgia game.

- Dontaie Allen (left knee) - return: undetermined | Torn ACL from his senior season of high school; participated in strength and conditioning programs over the summer and continues to progress with rehabilitation program, including participating in his first practice last week
- Ashton Hagans (left ankle) - day-to-day | Sprained his left ankle against Missouri; also dealt with a lower right leg injury early in the season but has not missed a game
- Ben Jordan (head injury) - available | Sustained a head injury in practice and was unavailable for the Fairleigh Dickinson game
- Johnny Juzang (illness) - day-to-day | Missed the Missouri game with an illness; John Calipari said following the Missouri game he was unlikely to make the trip to Georgia
- EJ Montgomery (right ankle) - available | Sustained a right ankle sprain in the first half of the Michigan State game; missed the next three games and returned vs. Mount St. Mary's
- Zan Payne (right knee) - return: undetermined | Continuing to rehab from a knee injury from his senior season of high school; underwent a rigorous rehab program over the summer and participated in his first practice last week
- Nick Richards (left ankle) - status: available | Sprained his left ankle during the Georgetown College exhibition games and missed the final exhibition vs. Kentucky State
- Nate Sestina (left wrist) - status: available: | Fractured his left wrist on Nov. 26 and returned three weeks later vs. Utah
- Immanuel Quickley (chest contusion) - available | Suffered a chest contusion in practice prior to the Utah Valley game and did not play vs. the Wolverines. Returned the following game
- Kahlil Whitney (left hand) - available | Dislocated his left pinky finger near the end of the Utah Valley game but did not miss a game

Camp Cal

Class is still in session.

No, the players are not in school during this time of the season for the holiday break but learning and development is at its peak right now for the Wildcats during what John Calipari likes to call "Camp Cal."

During this time period, when there are no restrictions on practice hours and the Wildcats are free of any academic responsibilities, the Wildcats often practice two times a day and sometimes even three if one includes a workout session with strength and conditioning coach Robert Harris. With no responsibilities outside of practice, Calipari likes the team to be together focusing on basketball for as much of the break as possible.

In between practices, Calipari will sometimes have the players over to his house to eat and rest. In the evenings, the team will go out together to eat almost every night. The team will basically eat, sleep and drink basketball during this time of the season, and it's often when Calipari's teams improve the most.

The proof is in the numbers. As successful as Calipari's teams have in the nonconference portion of their schedule, it's the conference season where his teams really take off. UK has won five regular-season Southeastern Conference titles in 10 seasons under Calipari and another six SEC Tournament championships.

Taking Advantage of Free Points

One of Kentucky's strengths this season has been its success at the free-throw line. UK is earning 24.6% of its points at the charity stripe and connecting at 80.1%. Kentucky's free-throw point distribution is ranked fifth in the country, according to KenPom.com (through games on Jan. 4), while its make percentage is fourth in the nation.

Five players are shooting 73.3% or better (with a minimum of 10 at-

tempts), led by Immanuel Quickley's 95.8% (46 of 48), which is ahead of Tyler Herro's 2018-19 school-record mark of 93.5%. He's made 24 straight and has hit a combined 17 in UK's last two games.

Kentucky's strong performance at the line isn't relegated to its success rate of makes, but also the frequency in which the Cats are getting to the line and the number of makes per game. Kentucky is traveling to the line an average of 22.8 times a game. The Wildcats are making an average of 18.3 a game. The opposition is averaging 10 makes on an average of 15.1 trips a game. Kentucky's plus-8.3 points per game at the line trails only New Mexico (9.1) and Maryland (8.4) nationally.

John Calipari's best free-throw shooting team at Kentucky shot 72.6 percent in 2014-15. The 2013-14 squad averaged the most trips (28.7) and makes (19.5) per game under Calipari's tutelage. It's still very early in the season, but UK's current free-throw percentage of .801 would be the best in school history. The school record is 77.6% by the 1978-79 team.

UK has made its free throws when they matter the most. The Wildcats are 35 of 43 (81.4%) at the line when it's a single-digit game with five minutes or less to go (including overtime).

Immanuel Off to a Quick(ley) Start

John Calipari called Immanuel Quickley the most improved player on the 2018-19 team, but his development from last season to this one might be even more impressive.

Quickley, now in his sophomore campaign, has scored in double figures in eight of the 12 games he's played. Overall, he's averaging 12.7 points per game, one of four Wildcats averaging double figures, and has made a team-high 18 3-pointers on the season. He's made a 3 in 11 of 12 games he's played.

After witnessing the best season in school history at the free-throw line last season by teammate Tyler Herro, Quickley is threatening to make it a short-lived record. He's currently making 95.8% at the line, ahead of Herro's 93.5% mark. He's missed just two of his 48 attempts, ranking first in the Southeastern Conference (through games on Jan. 4) and second in the nation. He's made 24 straight at the line.

After scoring 16 points in three previous games for his career high, Quickley set a new mark with 18 points in the win over No. 3/4 Louisville. Quickley made two important 3-pointers and was 8 of 8 from the free-throw line, including two in the final seconds of overtime to seal the outcome.

Quickley earned the opportunity for a career day offensively because of a stellar afternoon defensively. Head coach John Calipari told his team that whoever could guard Louisville's leading scorer, Jordan Nwora, would get significant playing time. Quickley answered the call and took on the majority of the assignment. Nwora, who came into the game averaging 21.2 points per contest, was held to just eight points on 2-of-10 shooting.

Following what some called a "breakout" performance against Louisville, Quickley took it up another notch against Missouri. He topped his career high with 23 points and drained all four of UK's 3-point attempts on the day. He also connected on all nine of his free-throw attempts.

Confident Richards Playing His Best Basketball

John Calipari has said every player is on their own timetable. For some that means breaking through after their freshman season. For others it may mean two, three or four years of development. Maybe no player in recent memory is a better example of that than Nick Richards.

The junior forward is enjoying the most productive stretch of his career. He is averaging team highs in rebounds per game (7.5) and blocks per game (2.3) with a team-best six double-doubles. His 12.7 points per game is tied with Immanuel Quickley for third on the team. Richards is shooting a team-high and conference-high .688 percentage. That mark is also good for sixth in the nation, through games on Jan. 4. His .634 career field-goal percentage ranks third in program history.

Richards is one of just four players in the country averaging at least 12.5 points per game, at least 7.0 rebounds and at least 2.0 blocks while shooting at least 65.0% from the floor.

The third-year forward has been one of the Wildcats' most consistent performers and perhaps their most important piece with the thin front line that was magnified early in the season by injuries.

"So much better than a year ago," Calipari said earlier this season. "Then you say, `You must really be pumping him up, saying great things.' No. He's in the greatest shape he's ever been, and he has built his own confidence. It doesn't matter what I say now."

Richards appears more confident and assertive than at any other point in his UK career.

"I've been patient," Richards said. "My coaches just kept saying, 'Keep getting better, keep getting better, your time will come. Don't even worry about it.' Of course they're still going to coach me — they're going to get on me to be better — but it's a process and you just gotta be patient with it. Some people aren't really patient until they get the end result. I don't think I'm at the end result of my development as a basketball player yet."

The most encouraging sign of Richards' development came in back-to-back games against Louisville and Missouri. Despite some impressive early season numbers, Richards had yet to fully break through vs. an elite opponent.

Against Louisville's front line, one of the best in the country, Richards delivered. The 6-foot-11 big man from Jamaica secured a double-double with 13 points and 10 rebounds, but it was how he did it that impressed the most.

Richards picked up his fourth foul with 14:31 remaining in the second half and UK leading by double figures. In the nearly seven minutes he was forced to the bench, Louisville took a 46-45 lead until he re-entered at the 8:53 mark. Richards played most of the final 8:53 of regulation and all five minutes of overtime without picking up his fifth foul to anchor Kentucky's inside game. During that stretch he took two momentum-changing charges and scored seven straight points in overtime with the game on the line.

With Louisville leading 68-65 with 2:21 to go in overtime, Richards snared an offensive rebound (one of six in the game) and converted the traditional three-point play to even the score once again. His free throws with 27 seconds remaining gave the Wildcats a 72-70 lead they would not relinquish.

Richards also drew a game-high 11 fouls to get Kentucky to the free-throw line, a key difference in the outcome. His defense was a difference maker.

The double-double for Richards was his first against a ranked opponent in his three seasons. In 20 games prior against ranked foes, Richards averaged 3.8 points and 3.9 rebounds per game. He had never recorded double-digit scoring or rebounding numbers against a ranked opponent.

After enjoying that breakout game, many were curious to see what he had in store in his follow-up performance. Richards shined even brighter.

Richards boasted a season-high-tying 21 points and 12 rebounds in the Southeastern Conference opener against Missouri. He also blocked four shots. Richards posted 17 points and eight rebounds in the first half and scored UK's first nine points of the game as Missouri tried to run away with a big early lead. It marked the first back-to-back double-doubles of his career.

Entering this season, Richards was averaging 4.5 points, 3.9 rebounds and 1.1 blocks over 13.4 minutes a game for his career. He entered the season with just one career double-double in 74 career games but now has six in his first 13 games of 2019-20.

Hagans Playing Like one of the Best Point Guards in the Country

Ashton Hagans certainly has the confidence of his head coach in year two as Kentucky's starting point guard.

"We could say there are better point guards in the country, but you got to tell me who you're talking about," John Calipari said recently.

With the way Hagans is playing this season, there are few rebuttals.

Hagans has been the consummate point guard in his sophomore season, doing a little bit of everything to affect the game. He is averaging 12.9 points, 7.3 assists, 4.0 rebounds and 2.0 steals per game while grabbing the leadership reins of a talented but once again young team. He's one of only four players in the nation averaging at least 12.5 points, 7.0 assists, 3.5 rebounds and 2.0 steals.

Measurables

Wing Span
1. Nick Richards - 7'5"
2. Dontaie Allen - 7'2.50"
3. Nate Sestina - 7'2"
T4. Keion Brooks Jr. - 7'1"
T4. Johnny Juzang - 7'1"

Maximum Vertinal
1. Kahlil Whitney - 42"
T2. Keion Brooks Jr. - 37"
T2. Immanuel Quickley - 37"
T4. Nick Richards - 36.50"
T4. Ashton Hagans - 36.50"

Hand Width
T1. Kahlil Whintey - 11.5"
T1. Dontaie Allen - 11.5"
3. Nate Sestina - 11"
T4. Nick Richards - 10.5"
T4. Keion Brooks Jr. - 10.5"

3/4-Court Sprint
1. Ashton Hagans - 3.11 secs.
T2. Tyrese Maxey - 3.21 secs.
T2. Immanuel Quickley - 3.21 secs.
4. Kahlil Whitney - 3.25 secs.
5. Brennan Canada - 3.31 secs.

Body Fat
1. Kahlil Whitney - 5.60%
2. Immanuel Quickley - 6.51%
3. Ashton Hagans - 7.00%
4. Tyrese Maxey - 7.21%
5. Nate Sestina - 7.31%

185-Pound Bench Press
1. Nick Richards - 18 reps
2. EJ Montgomery - 9 reps
3. Johnny Juzang - 8 reps
T4. Whitney, Hagans, Welch - 6 reps

Miscellaneous Stats

Charges Drawn
- Nick Richards - 5
- Tyrese Maxey - 1
- Nate Sestina - 1

First Sub
- Keion Brooks Jr. - 6
- Nate Sestina - 4
- Tyrese Maxey - 2
- Immanuel Quickley - 2
- Kahlil Whitney - 2
- Johnny Juzang - 1
- EJ Montgomery - 1
- Nick Richards - 1

5-Second Violations
- Forced by Kentucky - 1
- Forced by Opponent - 0

10-Second Violations
- Forced by Kentucky - 0
- Forced by Opponent - 0

Shot-Clock Violations
- Forced by Kentucky - 12
- Forced by Opponent - 6

Tip-offs (including OT)
- Won by Kentucky - 7
- Won by Opponent - 7

3-Point Plays
- Nick Richards - 8
- Ashton Hagans - 5
- Tyrese Maxey - 4
- Nate Sestina - 4
- Immanuel Quickley - 3
- Keion Brooks Jr. - 1

4-Point Plays

The Cartersville, Georgia, native has boasted double-figure scoring in nine of 13 games, including a career-high 26-point performance in the win over Utah Valley. He's dished out three or more assists in every game and has five or more in 11 of the 13, including a career-high-tying 12 vs. UAB. His current streak of 10 games with six or more assists is the best run by a Wildcat under John Calipari and the best run since Roger Harden dished six or more in 12 straight from Jan. 11 to Feb. 15, 1986.

For the season, Hagans is averaging 7.3 assists per game, ranked seventh in the country and tops in the league (through games on Jan. 4). With 18 regular-season games remaining, Hagans is on pace for 226 assists at his current assist rate before postseason even begins. Ulis owns the single-season record of 246 in 2015-16.

With 95 assists and 43 turnovers for the season, Hagans' 2.2 assist-to-turnover ratio has vaulted him to third in the conference (through games on Jan. 4).

Hagans nearly had a triple-double against Mount St. Mary's with 16 points, seven assists and a career-high-tying seven rebounds, and he followed that vs. Lamar with 15 points, nine assists and a career-high three 3-pointers. He posted the second double-double of his career and first this season with 11 points and 11 assists vs. Fairleigh Dickinson. He again narrowly missed on a triple-double with 21 points, seven assists and seven boards against Georgia Tech.

The reigning Southeastern Conference Defensive Player of the Year remains UK's best on-ball defender with a team-high 26 steals.

Where he's made the biggest improvement: reading the defense, taking what he can get and getting to the free-throw line. He's drained 60 of 71 on the season, good for an 84.5% clip. Hagans had a stretch of 23 straight makes until missing a par vs. UAB. He was 12 of 12 from the line against Utah Valley, becoming the first Wildcat to make at least 12 perfectly since Jodie Meeks went 14 of 14 at Tennessee on Jan. 13, 2009 (his UK single-game record 54-point night).

Hagans suffered a left ankle sprain late in the Missouri game on Saturday. He is considered day-to-day.

And the Award Goes to ... Kentucky!

After playing leading roles in another signature victory over archrival Louisville, Kentucky men's basketball players Nick Richards and Tyrese Maxey were awarded national and conference honors last week.

Richards was tabbed the Oscar Robertson National Player of the Week by the U.S. Basketball Writers Association and Maxey was named both the USBWA Wayman Tisdale Freshman of the Week and NCAA March Madness National Player of the Week. The Southeastern Conference picked Richards as one of two winners of the SEC Player of the Week award -- along with Arkansas guard Isaiah Joe -- and Maxey won SEC Freshman of the Week.

Maxey scored a game- and career-high 27 points with career-high-tying numbers for 3-pointers (four) and rebounds (seven), and Richards notched a double-double with 13 points and 10 rebounds, including scoring seven straight points in overtime with the game on the line.

The national honors are the first for any Wildcat this season. Richards becomes the sixth all-time winner of the USBWA award and the first since PJ Washington on Feb. 17. Maxey is the first UK winner of the Tisdale award since Tyler Herro won it on Jan. 2, 2019, following last season's victory over Louisville.

It's the first time Kentucky players have swept both USBWA awards since Kevin Knox won both honors on Jan. 30, 2018.

The SEC awards marked Richards' first career conference honor and Maxey's second. Maxey won the season's first SEC Freshman of the Week award after scoring 26 points in the victory over then-No. 1 Michigan State in Madison Square Garden in early November, his college debut.

As John Calipari's teams have dominated the Southeastern Conference during his tenure, so too have his players.

UK has won more weekly SEC honors (103) than any other school during the Calipari era, including 82 SEC Freshman of the Week honors and 21 SEC Player of the Week awards.

Taking Care of Business

Kentucky's 61-32 record vs. opponents ranked in the Associated Press Top 25 in John Calipari's tenure is impressive, but the Wildcats' ability to beat all-comers can't be overlooked. Under Calipari, UK is 254-42 vs. unranked competition, an .858 winning percentage.

Maxey at his Best Against the Best

Expectations for Tyrese Maxey escalated after he shot the roof off Madison Square Garden in his collegiate debut in early November.

After scoring 26 points in front of a national audience vs. the No. 1 team in the country at the time, Michigan State, many expected him to do that on a nightly basis. It was a high bar for a freshman who would have to endure the same ups and downs just about every freshman has to that puts on a Kentucky uniform.

Now 13 games into the season, what everyone has found out is that Maxey still has that potential. It just tends to come out when the stakes are at their highest.

After a career-high 27-point performance in the victory over No. 3/4 Louisville, Maxey is averaging 22.7 points and 6.0 rebounds while shooting 53.8% from the field, 44.4% from 3-point range and 81.8% from the free-throw line in UK's three games vs. ranked opponents.

Against those three ranked foes -- Michigan State, Ohio State and Louisville -- Maxey drilled eight 3-pointers.

Maxey's 26 points in the 1-2 matchup vs. Michigan State topped Terrence Jones' 25 points against East Tennessee State in 2010 for the most points by a freshman in their debut as a Wildcat. In that game, Maxey's first points didn't come until just after the midway point of the first half, but he scored seven straight points to help Kentucky earn an 11-point halftime lead. From the 10:03 mark of the second half until a pair of Ashton Hagans' free throws with 37 seconds to play, Maxey scored or assisted on 14 straight UK points to hold off the Michigan State rally.

There was no bigger shot that night though than his final 3-pointer with a minute to play.

UK's Record vs. AP Ranked Opponents and as an AP Ranked Opponent Under Cal

	Opponent Rank																											
Kentucky (RK)	**1**	**2**	**3**	**4**	**5**	**6**	**7**	**8**	**9**	**10**	**11**	**12**	**13**	**14**	**15**	**16**	**17**	**18**	**19**	**20**	**21**	**22**	**23**	**24**	**25**	**RV**	**NR**	**TOTAL**
1	-	0-1	0-1	1-0	2-0	2-0	-	2-0	1-0	-	0-1	-	-	-	-	2-0	1-0	1-0	-	1-0	3-0	1-0	-	-	-	6-2	46-3	**69-8**
2	1-0	-	-	0-1	1-0	0-1	-	-	-	-	-	1-0	1-0	-	1-0	-	1-0	-	0-1	-	-	-	-	-	-	4-0	24-0	**34-3**
3	-	-	-	1-0	-	-	-	-	0-1	-	-	1-0	-	-	-	-	-	-	-	0-1	-	-	-	-	-	1-0	17-0	**20-2**
4	-	0-1	-	-	-	-	0-1	0-1	-	-	-	-	-	1-0	-	-	-	-	-	-	-	-	-	-	1-0	2-0	9-2	**13-5**
5	1-0	-	-	-	-	0-1	-	-	-	1-0	-	-	-	-	-	-	-	-	0-1	-	-	-	-	1-0	-	1-0	9-0	**13-2**
6	-	-	-	-	0-1	-	1-0	1-0	-	0-1	-	-	-	-	-	-	-	-	1-0	-	-	-	-	-	-	1-0	8-1	**12-3**
7	-	-	-	0-1	-	-	-	-	-	-	1-0	-	-	0-1	-	-	-	-	1-0	-	-	-	-	-	-	-	5-1	**7-3**
8	-	-	-	-	-	-	-	-	1-0	-	-	-	1-0	-	-	-	-	-	-	-	-	1-0	-	0-1	-	2-3	13-0	**18-4**
9	-	-	-	-	-	-	-	-	-	-	-	-	-	-	-	-	-	-	-	-	-	-	-	-	-	-	7-2	**7-2**
10	-	-	-	-	-	-	-	-	-	-	-	-	-	0-1	-	-	-	-	-	-	-	-	-	-	-	0-3	10-1	**10-5**
11	1-0	-	-	-	-	-	1-0	-	0-1	-	-	-	1-0	-	-	-	-	0-1	-	-	-	2-0	-	-	-	-	6-1	**11-3**
12	-	-	-	-	-	-	-	-	-	-	-	-	-	1-0	-	1-0	-	-	-	-	-	-	-	-	-	1-0	2-1	**5-1**
13	-	-	-	-	-	-	-	-	-	-	-	-	-	-	-	-	-	-	-	-	-	-	-	-	-	-	6-2	**6-2**
14	-	-	0-1	-	-	-	-	-	-	-	-	-	-	-	-	-	-	-	-	-	-	-	-	-	-	1-1	7-1	**8-3**
15	-	-	-	-	-	-	-	-	-	-	-	1-0	-	-	-	-	-	-	-	-	-	-	-	-	-	1-0	3-0	**5-0**
16	-	-	-	-	-	-	-	-	-	-	-	-	-	-	-	-	1-0	-	-	-	-	-	-	-	-	2-0	4-1	**7-1**
17	-	-	-	-	-	-	-	-	-	-	-	-	-	-	-	-	-	-	-	-	-	-	1-1	-	-	-	4-2	**5-3**
18	-	-	-	-	-	-	-	-	-	-	-	-	-	-	-	-	-	-	-	-	-	-	0-1	-	-	3-2	6-2	**9-4**
19	-	-	1-0	1-0	-	-	-	-	1-0	-	-	-	-	-	-	-	-	-	-	-	-	-	-	-	-	-	2-0	**5-0**
20	-	-	-	0-1	-	-	-	-	-	-	-	-	-	-	-	-	-	-	-	-	1-0	-	-	-	-	-	3-1	**4-2**
21	-	-	-	-	-	-	-	-	-	-	-	-	-	-	-	-	-	-	-	-	-	-	-	-	-	1-0	2-1	**3-1**
22	-	-	-	-	-	-	-	-	-	-	-	-	1-0	-	-	-	-	-	-	-	-	-	-	-	-	1-0	5-1	**7-1**
23	-	-	-	-	-	-	-	-	-	-	-	-	-	-	-	-	-	-	-	-	-	-	-	-	-	0-1	3-0	**3-1**
24	-	-	-	-	-	-	-	-	-	-	-	-	-	-	0-1	-	-	-	-	-	-	-	-	-	-	-	0-1	**0-2**
25	0-1	-	-	-	-	-	0-1	-	-	-	-	-	-	-	-	-	-	-	-	-	-	-	-	-	-	-	1-1	**1-3**
RV	0-1	1-0	-	-	1-0	-	2-0	-	-	0-1	-	1-0	1-0	-	-	-	-	0-1	-	-	-	-	-	-	-			**6-3**
NR	-	-	-	0-1	-	-	-	-	-	-	1-0	-	-	-	-	1-0	-	-	-	-	-	-	-	-	-			**2-1**
																											Total	**290-68**
TOTAL	**3-2**	**1-2**	**1-2**	**3-4**	**4-1**	**2-2**	**4-2**	**3-1**	**3-2**	**1-2**	**2-1**	**4-0**	**5-0**	**2-2**	**1-1**	**4-0**	**3-0**	**1-2**	**2-2**	**1-1**	**4-0**	**4-0**	**1-2**	**1-1**	**1-0**		**Total**	**61-32**

NOTES

Points Per Possession

Game	Off. PPP	Def. PPP
vs. Michigan State	0.96	0.86
EASTERN KENTUCKY	1.07	0.58
EVANSVILLE	0.91	0.96
UTAH VALLEY	1.12	1.01
MOUNT ST. MARY'S	1.17	0.89
LAMAR	1.21	0.84
UAB	1.08	0.91
FAIRLEIGH DICKINSON	1.24	0.78
GEORGIA TECH	1.00	0.79
vs. Utah	0.99	1.03
vs. Ohio State	0.98	1.08
LOUISVILLE	1.11	1.00
MISSOURI	1.08	0.89
at Georgia		
ALABAMA		
at South Carolina		
at Arkansas		
GEORGIA		
at Texas Tech		
VANDERBILT		
at Auburn		
MISSISSIPPI STATE		
at Tennessee		
at Vanderbilt		
OLE MISS		
at LSU		
FLORIDA		
at Texas A&M		
AUBURN		
TENNESSEE		
at Florida		

Overall

UK offensive high - 1.24 vs. FAIRLEIGH DICKINSON
UK offensive low - 0.91 vs. EVANSVILLE
Kentucky SEC offensive high - 1.08 vs. MISSOURI
Kentucky SEC offensive low - 1.08 vs. MISSOURI
Kentucky postseason high -
Kentucky postseason low -

Opponent offensive high - 1.08, Ohio State
Opponent offensive low - 0.58, EASTERN KENTUCKY
Opponent SEC offensive high - 0.89, MISSOURI
Opponent SEC offensive low - 0.89, MISSOURI
Opponent postseason high -
Opponent postseason low -

Clutch Free Throws

Free-throw totals during a single-digit game with 5:00 to play or OT:

Player	FTs	Pct.
Immanuel Quickley	6-6	1.000
Johnny Juzang	4-4	1.000
Nate Sestina	1-1	1.000
Ashton Hagans	14-16	.875
Nick Richards	6-7	.857
Tyrese Maxey	3-6	.500
Keion Brooks Jr.	1-2	.500
Kahlil Whitney	0-1	.000
Kentucky	**35-43**	**.814**

Michigan State had cut the lead to just two and momentum seemed to be swinging to the veteran-laden Spartans. In front of two former UK stars, John Wall and Jones, as well as NBA champion Kevin Durant, and with the shot clock winding down, Maxey took 6-foot-6 Aaron Henry off the dribble and launched a shot nearly four feet behind the 3-point line. And with one swish of the net, Maxey etched his name into Kentucky record books and introduced himself to the nation.

Against Louisville, he made a career-high nine field goals (on 14 shots), sunk a career-best four 3-pointers and tied a career high with seven rebounds. His 27 points are the most by a UK freshman vs. Louisville and the most by a Wildcat in the rivalry since Jodie Meeks score 28 on Jan. 4, 2009.

Highlighted by three 20-point performances, Maxey is averaging a team-best 13.8 points per game. He's scored in double figures in eight games with 16 3-pointers.

Maxey's defense has made huge strides in recent weeks, including holding Georgia Tech leading scorer Michael Devoe, who entered the game averaging 21.4 points per game, to just five points. Maxey's defense was so good that ESPN analyst Jay Bilas called Maxey the player of the game despite going 0 for 9 from the floor.

Forever Young

With a combined 50 starts, 27.2% of the scoring, 30.5% of the rebounding and four key players (Ashton Hagans, Immanuel Quickley, Nick Richards and EJ Montgomery) back from the 2018-19 Elite Eight team -- plus a graduate transfer in Nate Sestina -- this is one of the most experienced teams of the John Calipari era.

The key words being the Calipari era.

In comparison to the rest of the country, it's still inexperienced. According to Ken Pomeroy's experience rankings, UK is 340th in the country out of 353 teams with an average of 0.96 years of experience (through games on Jan. 4). Only three other Power Five teams check in with less experience in the KenPom.com rankings.

UK features nine newcomers on its roster, so the usual growing pains can be expected. Having said all that, it does rank as one of Calipari's most experienced teams at Kentucky, and that's important. Every team but one in the Calipari era has made the NCAA Tournament, but his best teams have combined young talent with a few returning pieces.

The 2009-10 squad with John Wall and DeMarcus Cousins featured veteran Patrick Patterson. The 2010-11 Final Four team had DeAndre Liggins and Josh Harrellson. The 2011-12 national championship team boasted three key returners in Terrence Jones, Doron Lamb and Darius Miller. The 2013-14 national runner-up squad featured Alex Poythress and Willie Cauley-Stein. And the 2014-15 team that nearly ran the table had both Poythress and Cauley-Stein back in addition to Andrew and Aaron Harrison and Dakari Johnson.

Bounce Back

Kentucky doesn't lose very often during the John Calipari era, but when the Wildcats do, they almost always bounce back and its extremely rare for the Wildcats to drop more than one in a row. UK is 52-13 under Calipari following a loss (record does not count end-of-season losses) following the win over Louisville.

Kentucky's back-to-back losses to Utah and Ohio State marked just the 13th time the Cats have lost consecutive games during the Calipari era and the most recent since dropping four in a row from Feb. 3-14, 2018. That stretch was the first four-game losing streak under Calipari and the only time Kentucky has lost more than two games in a row under Calipari.

Previously, the last time UK lost four games in a row was in February 2009, when the Wildcats dropped four straight games to end the regular season. It was the first time Calipari had lost four straight since the end of the 2004-05 season at Memphis.

UK has never lost back-to-back home games under Calipari.

Big-Game Cal, Cats

John Calipari's teams aren't just good against the best teams in the country, they're great. Not only does Kentucky own a 61-32 record (.656) vs. Associated Press Top 25 teams under John Calipari, UK is 7-4 when both teams are ranked in the AP top five following the win over No. 1 Michigan State.

All-time, Calipari is 13-8 when both teams are ranked in the AP top five. When both teams are ranked in the AP Top 25, Calipari's all-time record is 84-55, including a 53-28 mark at Kentucky. When both are ranked in the top 10 he has a 27-19 record, including 16-12 at UK.

Last season, Kentucky answered the bell of big-time showdowns after an early season lesson vs. Duke. UK was 7-5 vs. AP Top 25 teams, including three victories over top-10 foes. UK is 2-1 in such games thus far this season with all three games taking place vs. top-five teams at the time.

By defeating the top-ranked Spartans, UK knocked off the No. 1 team in consecutive seasons for the first time in school history. Last season, Kentucky downed Tennessee on Feb. 19, 2019. With the win over MSU, the Wildcats now have nine victories over the No. 1 team in 25 tries.

Calipari improved to 6-4 vs. the No. 1 team in his career with the win vs. Michigan State, including 3-2 at Kentucky. According to ESPN, Calipari is the only coach with a winning (.600) percentage against No. 1 ranked teams with a minimum of 10 games faced against the No. 1.

Defense is the Difference Again

Long. Athletic. Interchangeable parts. On paper, Kentucky looks like it has the tools to be an elite defensive team. Although there have been early lapses, the numbers suggest this team could live up to preseason expectations. Some national analysts believe this could end up being one of John Calipari's best defensive teams yet -- lofty praise considering the standard his previous teams have set.

Through 13 games, opponents are making just 38.5% from the floor, ranked 35th in the country (through games on Jan. 4). Opponents are only scoring 61.7 points per game. And unlike last season when it seemed like every opponent early in the schedule caught fire from outside, the opposition is only making 30.3% from behind the arc.

Only five opponents have managed to shoot better than 40% from the field. Utah was the first team to make better than 50% from the field, marking the first time a Kentucky opponent has made more than half its shots since Duke did it on Nov. 6, 2018. Ohio State followed that with a 50% performance of its own, the first time back-to-back opponents have shot 50% or better since LSU and Missouri did it in back-to-back games on Jan. 28 and Feb. 1, 2014.

Included in the early defensive play was a spectacular effort vs. the then-No. 1 team in the country, Michigan State, in which UK held the Spartans to just 62 points, 39.3% shooting and 19.2% from 3. The Wildcats limited Louisville to 35.5%.

Sophomore Ashton Hagans, the 2019 Southeastern Conference Co-Defensive Player of the Year, is once again playing lockdown defense with 2.0 steals per game.

Perhaps the biggest early season development on the defensive side of the ball is Nick Richards' continued emergence as a rim protector. The junior is averaging a career-best 2.3 blocks per game, including seven swats vs. Lamar, the most blocks by a Wildcat since Karl-Anthony Towns denied seven shots on Jan. 20, 2015.

Hold Them to 55 Points, 40%

Defense has always been a recipe for success for the Wildcats under John Calipari. The special ingredient: 55 points. UK is a perfect 77-0 under Calipari when holding the opponent to 55 points or fewer, including 3-0 this season. The Wildcats are 181-7 (96.3%) under Calipari when limiting the opponent to 63 points or less. UK is 8-0 thus far this season in the category. Kentucky's 61-59 loss to Tennessee in 2017-18 snapped a 60-game winning streak when holding the opponent to 63 or less.

Kentucky also fares well when it keeps its opponents to 40% or less from the floor. UK is 194-17 (.919) against opponents under Calipari when its field-goal percent is 40% or less. UK is 7-1 so far this season.

Sharing is Caring

After John Calipari voiced displeasure with his team's low assist numbers in the first few games -- especially after a six-assist night in the stunning upset to Evansville -- the Wildcats responded.

Kentucky is now sharing the ball at a Calipari-era record rate. UK had dished out at least 14 assists in seven straight games before posting 12 against Louisville and 13 against Missouri. The Wildcats' current assist rate (number of baskets that are assisted) is 58.5% - the best mark of the Calipari era.

Of course, it helps to have a distributor like Ashton Hagans run-

ning the point. He ranks seventh in the country with 7.3 assists per game, through games on Jan. 4, and is averaging 8.7 assists over the last nine games.

Cats Don't Count on the Long Ball

New rules this season that moved the 3-point line to the international basketball distance of 22 feet, 1.75 inches shouldn't be concerning for the Wildcats. For one, with this guard- and wing-oriented team, the 2019-20 team has capable shooters.

However, Kentucky is off to a slow start behind the arc. UK is shooting a John Calipari-era-low 29.0% from the 3-point line, ranked 325th in the country.

Calipari believes the slow start isn't indicative of things to come.

"I believe we've got good shooters," Calipari said after a perplexing 2-for-17 performance from behind the line in the loss to Utah. "Just maybe timid right now? ... We've got to fix some of that."

The good news is there was a slight up-tick in 3-point shooting against Ohio State and Louisville. After making more than six 3-point field goals just once in the first 10 games -- a 10-make day vs. Lamar -- the Wildcats made seven in those two games, including a season-best 46.7% vs. Louisville (7 of 15). Immanuel Quickley drained all four of UK's makes against Missouri in the SEC opener.

Whether the make percentage goes up or not, Kentucky has never relied on the 3-point shot under Calipari. While the trend nationally has seen teams take more 3-point shots than ever before, UK has bucked the trend and played to the style that's best suited that particular group.

The highest percentage of 3-point shots taken under Calipari was the 2010-11 Final Four team that lofted 32.4% of its shots from beyond the arc. No surprise, that team that consisted of Brandon Knight and Doron Lamb on the perimeter is also Calipari's top 3-point shooting team at Kentucky.

Calipari likes his teams to take between 20 to 24 3-point attempts per game. UK is averaging 15.9 attempts through its first 13 games with the longer line.

Year	% of Attempts from 3	3-Point FG%
2009-10:	.313	.331
2010-11:	.324 (highest)	.397 (highest)
2011-12:	.265	.378
2012-13:	.293	.346
2013-14:	.276	.332
2014-15:	.271	.349
2015-16:	.310	.366
2016-17:	.316	.353
2017-18:	.258 (lowest)	.357
2018-19:	.296	.354
2019-20	.285	.290 (lowest)

Kentucky's Schedule Packs a Punch

Kentucky's schedule is always among the toughest in the country and this season will certainly be no different.

UK's nonconference slate alone has seen the Wildcats defeat Michigan State in the State Farm Champions Classic in New York, endure a tough trip to Las Vegas against Utah and No. 5 Ohio State, included the annual rivalry vs. Louisville in Rupp Arena and takes the Wildcats to Texas Tech to play the Red Raiders on Jan. 25.

Seven of UK's 13 nonconference opponents this season made a postseason tournament in 2019, five of which made the NCAA Tournament. Michigan State (1), Louisville (3) and Ohio State (5) were all ranked in the top five of the Associated Press Top 25 at the time of the meeting. It's the first time UK has played three AP top-five opponents before January since the 1979-80 season. The Wildcats went 2-1 vs. those three opponents.

That nonconference schedule will give way to one of the toughest league schedules in the country. UK will play its permanent home-and-away opponents of Florida, Tennessee and Vanderbilt twice, plus host and visit both Auburn and Georgia. The SEC's 15 NCAA Tournament selections over the last two years are second most in the nation.

The nonconference and league schedule combined reveals that 15 of the 26 opponents UK will face played in the postseason in 2018-19, including 11 in the NCAA Tournament, five in the Sweet 16 and three in the Final Four.

Five Kentucky opponents are ranked in the Associated Press Top 25 on Jan. 6, including four nonconference opponents in Michigan State (9), Louisville (11), Ohio State (12), and Texas Tech (21).

SEC member Auburn (5) is also ranked among the AP Top 25 and Arkansas, Florida, LSU and Georgia. Kentucky plays Auburn twice, resulting in six total matchups in 2019-20 against current top-25 opponents.

Cats Deliver the Knockout Punch

UK is 270-6 (.978) in the John Calipari era when leading by at least 10 points at any time in the contest.

When Kentucky couldn't put away Auburn in the 2019 Elite Eight after leading by as many as 11 points in the first half, it was the first time the Wildcats let a double-digit lead wind up in a loss since losing a 14-point lead to South Carolina in 2017-18. Five of the six losses are to conference opponents.

Perhaps most impressive of all is that 71.0% of games Calipari has coached in at Kentucky have produced 10-point leads at some point during the game for UK. The Wildcats have led by 10 points or more in a whopping 85.7% of Calipari's 315 career wins at Kentucky.

Jordan First Two-Sport Star Since Braddy

Even with key returners, a deep and talented recruiting class, and the addition of graduate transfer Nate Sestina, Kentucky suffered major losses from last season. Four Wildcats are playing professionally, Jonny David graduated, and Brad Calipari and Jemarl Baker Jr. transferred. Then the injuries started to pile up.

From a numbers standpoint, UK needed more depth. When John Calipari heard there was a 6-foot-9, 250-pound pitcher on the baseball team with considerable basketball talent, he called UK baseball head coach Nick Mingione.

Enter Ben Jordan.

Jordan joined the team just before the Blue-White Game and has been even more important recently because of injuries and ailments to five different players before Thanksgiving.

Jordan is the first multi-sport basketball player since Nehemiah "Junior" Braddy, who played four seasons with the basketball team (1990-93) and one with the baseball team (1991). It's worth noting that while former UK basketball player E.J. Floreal played both basketball (2014-16) and track at Kentucky, he didn't begin his track career until after leaving basketball.

Although Jordan is a highly regarded baseball prospect with a lively arm, he's also a talented basketball player. He played at West Carter High School in Olive Hill, Kentucky, where he was the all-time leading rebounder and shot blocker and the eighth all-time leading scorer.

Jordan won Eastern Kentucky Conference Defensive Player of the Year in his senior season in addition to EKC First Team honors. He averaged 12.2 rebounds a contest in his final year.

Jordan is expected to be a major part of the UK baseball team in the spring. A 2016 Under Armour All-American in high school, he appeared in 10 games last season after redshirting in 2018 with an injury. Over the summer, playing for the Gaithersburg Giants of the Cal Ripken College Baseball League, Jordan appeared in seven games with six starts. He went 1-1 with a 2.70 ERA in 26.2 innings, allowing just 14 hits while striking out 36 en route to First Team All-Cal Ripken League honors.

Always Efficient

According to Ken Pomeroy's calculations on kenpom.com, UK's teams under John Calipari have consistently ranked among the most efficient teams in the country per possession.

Year	Offense (Rank)	Defense (Rank)	Overall
2020	109.5 (24)	89.6 (27)	19th
2019	117.6 (14)	90.1 (8)	8th
2018	115.8 (24)	95.4 (22)	17th
2017	119.1 (12)	91.4 (7)	4th
2016	120.4 (5)	98.0 (53)	6th
2015	119.3 (5)	86.5 (2)	1st
2014	117.6 (10)	96.9 (41)	11th
2013	108.8 (42)	99.1 (129)	42nd
2012	122.9 (2)	88.2 (9)	1st
2011	118.1 (7)	90.4 (15)	6th

Lineup Comparison

Most Frequent Lineups	Total Minutes	Points For	Points Against	+/-	+/- per 40 min.
Hagans, Quickley, Montgomery, Richards, Maxey	52:50	113	78	+35	+26.50
Hagans, Quickley, Richards, Maxey, Brooks Jr.	30:20	48	43	+5	+6.59
Hagans, Sestina, Whitney, Richards, Maxey	29:31	48	37	+11	+14.91
Hagans, Sestina, Quickley, Montgomery, Maxey	27:34	50	43	+7	+10.16
Hagans, Whitney, Montgomery, Richards, Maxey	25:50	38	44	-6	-9.29
Hagans, Sestina, Quickley, Richards, Maxey	25:19	44	38	+6	+9.48
Hagans, Sestina, Richards, Maxey, Brooks Jr.	17:56	41	38	+3	+6.69
Hagans, Montgomery, Richards, Maxey, Juzang	17:34	32	22	+10	+22.77
Hagans, Sestina, Whitney, Quickley, Richards	17:33	36	29	+7	+15.95
Hagans, Sestina, Quickley, Maxey, Brooks Jr.	15:26	21	28	-7	-18.14

2010	116.1 (15)	86.2 (6)	3rd

**through games played on Jan. 4*

Watch Out for These Wildcats

Stocked full of some of the nation's top talent, a handful of Wildcats are on a number of national preseason watch lists:

- Ashton Hagans - John R. Wooden Award (Los Angeles Athletic Club National Player of the Year), Citizen Naismith Trophy (Atlanta Tipoff Club NPOY), Lute Olson Award (NPOY), Bob Cousy Award (Naismith Memorial Basketball Hall of Fame's best point guard)
- Tyrese Maxey - Oscar Robertson Trophy (U.S. Basketball Writers Association NPOY) Wooden Award, Naismith Trophy, National Association of Basketball Coaches Division I Player of the Year, Jerry West Award (HOF's best shooting guard)
- EJ Montgomery - Karl Malone Award (HOF's best power forward)
- Kahlil Whitney - Julius Erving Award (HOF's best small forward)

Nation-Best 29 Wildcats on NBA Opening-Day Rosters

As the 2019-20 NBA season began, 29 players on NBA opening-day rosters (including two-way and inactive lists) played and finished their college basketball careers at Kentucky.

Underscoring the fact that no other school in the country can match UK's ability to develop players and put them in the NBA, UK's 29 players were again the most of any college basketball program, beating the next-closest school (Duke) by five players.

Of the 496 players in the NBA to start the 2019-20 season, 5.8% played and finished their college basketball careers at UK. There were actually fewer teams without a Wildcat (12) than there are NBA teams featuring Wildcats (18).

Of the 29 Wildcats on an opening-day NBA roster, John Calipari has coached 28 of them. With Derrick Rose (Detroit Pistons), who played for Calipari during the 2006-07 season at Memphis, Calipari has coached 29 players on 2019-20 opening-day rosters.

Kentucky has enjoyed unprecedented success at putting players in the NBA under Calipari. In the 10 seasons of the Calipari era, 38 players have been selected in the NBA Draft, more than any other school. Included in the recent run are 29 first-round picks, three No. 1 overall selections (Davis, Karl-Anthony Towns and John Wall) and 21 lottery selections.

Calipari's players are not only reaching the next level, they are succeeding when they do. His players have garnered 20 All-Star selections, with Anthony Davis winning the game's MVP honor in 2017. Rose was named MVP in 2011. Five of his players have been tabbed All-NBA (Rose, Wall, Davis, DeMarcus Cousins and Towns), three have been named NBA Rookie of the Year (Rose, Tyreke Evans and Towns), and 12 players from Calipari's first nine teams at Kentucky have made the NBA All-Rookie teams.

Using figures compiled by basketball-reference.com and spotrac.com, Calipari-coached players only (which includes Rose but not Rondo) have amassed more than $2.26 billion in career NBA contracts. In the 10 seasons Calipari has been the head coach at Kentucky, his players have totaled nearly $1.9 billion in NBA contracts.

In just the 2019-20 season alone, UK players will make more than $255 million. Calipari-coached players only (includes Rose but not Rondo) will make more than $260 million.

A player-by-player breakdown is available in the NBA players section in the ensuing pages.

Kentucky at No. 1

For the seventh season in the 11-year John Calipari era, the Kentucky men's basketball team earned a No. 1 ranking in the Associated Press Top 25 on Nov. 11.

After defeating Michigan State, the previous No. 1 team, in the State Farm Champions Classic and then following it up with a dominating 42-point victory vs. Eastern Kentucky the Wildcats were named the March Madness Team of the Week and then moved atop the AP Top 25 for the first time since December 2016.

No other school has reached No. 1 in seven of the last 11 seasons while Calipari has been at Kentucky. According to STATS, only three other programs (Duke, North Carolina and UCLA) have ever been ranked No. 1 in seven different seasons during an 11-year span.

The Wildcats' stay at No. 1 was brief after a shocking loss to Evansville. It marked just the third loss ever by Kentucky in 57 games in Rupp Arena as the No. 1 team in the country. UK fell to 69-8 as the AP top-ranked team under Calipari.

The Wildcats own an all-time record of 220-31 (.876) at No. 1 in the AP Top 25. UK has appeared at the top of the AP poll 24 different seasons in school history, and the latest stay marked the program's 125th week at No. 1, third most in college basketball (Duke has 145 and UCLA, thanks in large part to its dynasty in the 1960s and 1970s, has 134).

Calipari, one of only two coaches (Frank McGuire) to lead three programs to a No. 1 ranking, is no stranger to the top spot. Dating back to his time at Memphis, Calipari-coached teams have reached No. 1 in eight of the last 13 seasons. Including his tenure at UMass, his teams have ranked No. 1 in 10 different seasons.

Calipari Named Coach of the Decade

Underscored by more victories than any other coach or program over the last 10 seasons, more Final Four appearances, a record number of NBA Draft picks, and the 2012 national championship, John Calipari was recently named the College Basketball Coach of the Decade by Sporting News.

In a piece penned by national writer Mike DeCourcy, Sporting News credits Calipari for changing the college basketball landscape. Detailing Calipari's success – what DeCourcy described as a "college basketball revolution" – DeCourcy wrote that "no one defined the 2010s in the same way as Calipari … nor achieved the same degree of consistent success."

In an era where players can enter the NBA Draft at 19 years of age, Calipari has masterfully balanced the priority of players' long-term professional dreams with individual and team development, leading to on-court success that no other program has matched over the last decade.

"I knew we were going to make the program — and I said it at the press conference — it was going to be a players-first program," Calipari told Sporting News. "We were going to make decisions based on them and their needs. And it's not just about the name on the front. It'll be about the name on the back. That's how we're going to do this."

The distinction by Sporting News is hard to argue. One only needs to look at the numbers.

Now in his 11th season in 2019-20, Calipari owns more wins, more NCAA Tournament victories, more Final Four appearances, more Elite Eight berths and more Sweet 16 showings than any other coach since arriving at Kentucky.

With a 313-74 record at UK through last week's game vs. Ohio State, he trails only the Baron of the Bluegrass, Adolph Rupp, in total wins as the head coach of the Wildcats. His winning percentage of .809 at Kentucky is only fractions behind Rupp's pace through his first 387 games at UK, and he surpassed Rupp during the Wildcats' 2019 Elite Eight run for the most NCAA Tournament victories (31) as Kentucky's head coach. When he reached the 300-win mark at UK last season, he became the fourth-fastest coach to 300 wins at one program in NCAA history.

The Naismith Memorial Basketball Hall of Famer (first ballot) led Kentucky to a national championship and four Final Fours (2011, '12, '14 and '15) in a five-season span, just the third coach (John Wooden and Mike Krzyzewski) in the history of college basketball to accomplish such a feat.

In addition to UK's total wins under Calipari and its NCAA Tournament success, Calipari's Kentucky teams have captured five regular-season Southeastern Conference championships and six SEC Tournament titles since 2010. They've won 30 games in five of the 10 seasons.

2012 Title Team Voted Team of the Decad

Kentucky led college basketball in the 2010s in NCAA Tournament wins, Final Four appearances and NBA Draft picks. According to the Associated Press, the Wildcats also featured the best team of the decade.

The Associated Top 25 panel voted the 2011-12 championship squad the best college basketball team of the decade. The 26-member panel voted UK ahead of the 2017-18 Villanova championship team.

The 2012 national championship team was dominant in every sense of the word. En route to a 38-2 season, the Wildcats captivated the nation with a smothering defense, unselfish play, depth, balance and talent. Led by freshman Anthony Davis, the 2012 team snapped a 14-year title drought with the program's eighth national championship.

Davis, who won all but one of the major national player of the year awards, was the most dominant player in the country, not because of his offense – which was still superb – but because of his defensive abilities and rebounding prowess. The 6-foot-10 forward set a school record for blocked shots with 186, in addition to averaging a team-best 14.2 points and 10.4 rebounds per game.

The national championship game by Davis underscored the story of the 2012 Wildcats. Although Davis was just 1 for 10 from the floor, he was named the Final Four Most Outstanding Player after taking over the championship game vs. Kansas with 16 rebounds, six blocks and three steals.

Of course, Davis had plenty of help. Five other players on the team were selected in the NBA Draft just a few months later, including Michael Kidd-Gilchrist – arguably the emotional heartbeat of the team – who would later make history with Davis by becoming the first college teammates to go 1-2 in the draft.

Senior Darius Miller, sophomores Terrence Jones and Doron Lamb, and freshman Marquis Teague provided an unstoppable cast that lost its two games by a combined eight points, one of which was on a buzzer beater.

Memorable victories included a December showdown with preseason national title favorite North Carolina, avenging the first loss of the season with a victory over Indiana in the Sweet 16 and defeating archrival Louisville in the Final Four.

The championship marked John Calipari's first and was a part of four Final Four appearances in five seasons, one of just three schools to accomplish that feat.

Kentucky's 38 wins in 2011-12 is still tied for the most in NCAA Division I history, as are the six NBA Draft picks. Both marks were later tied by the 2014-15 UK team.

Wins vs. Losses in 2019-20

Result	FG%	Opp. FG%	3-Pt. FG%	Opp 3-Pt. FG%	FT%	RPG	APG	TOPG	BPG	SPG	PPG	Opp PPG
Wins	.479	.366	.313	.288	.815	39.2	15.9	12.6	5.2	4.8	77.3	59.5
Losses	.403	.466	.228	.359	.741	30.3	12.3	12.0	2.7	6.7	65.0	69.0

Best in the Bluegrass

Kentucky defeated both of its in-state foes in 2019-20 (Eastern Kentucky and Louisville), continuing its domination of teams in state under John Calipari. Kentucky is now 19-2 against in-state foes with Calipari at the helm.

The overall mark also includes an 11-2 record vs. Louisville. Two of the victories over the Cardinals were in postseason play. UK's four-game winning streak was snapped in 2016-17 but the Wildcats have won all six meetings played in Rupp Arena, including a 29-point blowout in 2017-18, the third-biggest margin of victory in the history of the series. Louisville's two wins are by a combined six points.

Here's a list of the meetings between the state's two premier programs since Calipari took over at UK:

- Jan. 2, 2010 - UK won 71-62 at Rupp Arena
- Dec. 31, 2010 - UK won 78-63 at the KFC Yum! Center
- Dec. 31, 2011 - UK won 69-62 at Rupp Arena
- March 31, 2012 - UK won 69-61 at the Superdome (NCAA Final Four in New Orleans)
- Dec. 29, 2012 - Louisville won 80-77 at the KFC Yum! Center
- Dec. 28, 2013 - UK won 73-66 at Rupp Arena
- March 28, 2014 - UK won 74-69 at Lucas Oil Stadium (NCAA Sweet 16 in Indianapolis)
- Dec. 27, 2014 - UK won 58-50 at the KFC Yum! Center
- Dec. 26, 2015 - UK won 75-73 at Rupp Arena
- Dec. 21, 2016 - Louisville won 73-70 at the KFC Yum! Center
- Dec. 29, 2017 - UK won 90-61 at Rupp Arena
- Dec. 29, 2018 - UK won 71-58 at the KFC Yum! Center
- Dec. 28, 2019 - UK won 78-70 (OT) at Rupp Arena

UK-Michigan Ink Three-Year Series Starting in London

Kentucky has signed a three-year deal with Michigan that will take the Wildcats to London next season and add a marquee home-and-home series for the following two years.

Beginning with a trip to O2 Arena in London in December of 2020 – exact date to be announced at a later time – the Wildcats and Wolverines will play three consecutive seasons. UK will travel to Ann Arbor, Michigan, for the Dec. 4, 2021 game, and Kentucky will host Michigan in Rupp Arena on Dec. 3, 2022.

The neutral-site game between the two schools will be hosted by the Naismith Memorial Basketball Hall of Fame and serve as a fundraiser for the Hall. It will be the first NCAA Division I college basketball game to be played in one of the world's most popular venues. All further details on play date, game time, television partner, ticket pricing, ancillary events and ticket on-sale will be announced in January of 2020.

UK has played internationally on a number of occasions for foreign exhibition tours, but the game in London will mark Kentucky's third regular-season trip outside the U.S. and first in Europe.

London played host to the 1948 U.S. Olympic team that consisted of a handful of Wildcats. After winning the 1948 national championship – UK's first NCAA title – five Wildcats represented the U.S. in the 1948 Olympics in London. The Kentucky-led team won all eight of its games to win the gold medal.

UK leads the all-time series with Michigan 5-2. The most memorable matchup of the bunch – at least in the eyes of Big Blue Nation – was the most recent in March 2014 in Indianapolis. The Wildcats edged the Wolverines 75-72 in a classic in the Elite Eight. Aaron Harrison hit the second of three straight game-winning 3-pointers to advance UK to the Final Four. Howard's Wolverines knocked off Kentucky 81-78 in overtime in the 1993 Final Four to advance to the national championship game.

The on-campus visits in 2021 and 2022 will mark the first in the series since UK's 1970 trip to Ann Arbor and the 1968 UK Invitational Tournament in Memorial Coliseum. The series is tied 1-1 in Lexington, but the Wildcats lead Michigan 2-0 in Ann Arbor and 2-1 at neutral sites.

Wildcats Ink Six in Fall Signing Period

Upon accepting the position of head coach of the Kentucky men's basketball program 10 years ago, John Calipari said one of the reasons he was chosen for the job was because he could recruit the best of the best.

It was a promise kept and a promise on which he continues to deliver. As he begins what he's calling his "second tour" at UK, he hasn't lost his touch.

Calipari and the Wildcats made an emphatic statement during the fall signing period with the additions of six highly skilled, athletic players to the program. UK signed decorated prospects Devin Askew, BJ Boston, Terrence Clarke, Cam'Ron Fletcher, Isaiah Jackson and Lance Ware to national letters of intent.

"I'm really excited about this group of young men," Calipari said. "They recruited us as much as we recruited them. They wanted this culture. They wanted to be with other good players. They didn't need crazy promises. They wanted this. In the past, when we've had groups like that, it's led to success both individually and as a team. When you're building a great team, not only do you need to be talented, you need to have high-character individuals, which we have with this group. These are great kids from good families."

All six players are consensus four- or five-star prospects and all are ranked in the top 50 by the major national recruiting services. Five of the six are on the preseason watch list for the Naismith High School Trophy (Askew was excluded because of his recent reclassification).

With the spring signing class still to go (begins April 15), UK is expected to have one of the nation's top classes yet again. In every season in the Calipari era, the Wildcats have signed a top-three recruiting class according to the Recruiting Services Consensus Index, which tallies major recruiting rankings and plugs them into a formula to calculate a consensus ranking.

Kentucky has now signed 59 top-50 recruits, 48 top-25 players and 24 top-10 players (according to Rivals) in what will now be Calipari's 12 recruiting classes at Kentucky.

UK can only comment on prospective student-athletes who have signed official paperwork to play at Kentucky.

- Askew - Guard | 6-foot-3, 195 pounds | Sacramento, Calif. | Averaged 14.0 points, 6.8 assists and 3.5 rebounds while leading his team as a sophomore to the California Interscholastic Federation Open Division Southern California Regional championship | Averaged 11.6 points, 5.1 assists and 4.8 rebounds while shooting 41.4% from 3 on the Nike EYBL circuit last summer | Ranked No. 22 overall player in the 2020 class by Rivals | Five-star prospect | No. 1 point guard in the class of 2021 before reclassification | College-ready frame | Winner with a team-first mentality
- Boston - Guard | 6-7, 185 pounds | Norcross, Ga. | Consensus five-star prospect | Averaged 22.8 points, 8.1 rebounds, 3.2 assists and 1.9 steals in the 2018 Nike EYBL circuit | Ranked as high as No. 9 overall by ESPN | 2018-19 MaxPreps Boys Basketball Junior All-American Team Honorable Mention | Averaged 18.4 points, 5.4 rebounds 1.9 steals while leading his previous high school to the Georgia state semifinals last season | Long and athletic | One of the top scorers in the class of 2020
- Clarke - Guard | 6-7, 185 pounds | Boston | Consensus five-star prospect | Averaged 16.2 points, 5.1 rebounds and 3.7 assists in the Nike EYBL circuit last summer | Top-ranked signee of this UK signing class | Both Rivals and 247Sports consider him the No. 4 overall player in the class | No. 1 ranked shooting guard in 2020 class | Long, athletic, scoring guard | Tools to be a shutdown defender
- Fletcher - Guard | 6-6, 195 pounds | St. Louis | Consensus four-star prospect | Averaged 11.8 points, 6.5 rebounds and 1.4 assists in the Nike EYBL last summer | Checks in as high No. 41 overall by Rivals | One of the top wings in the class | Athletic, versatile player with high upside | Length and tools to be an elite two-way player
- Jackson - Forward | 6-9, 200 pounds | Waterford, Mich. | Consensus five-star prospect | Averaged 10.9 points, 6.0 rebounds and 2.3 blocks at this past summer's Nike EYBL | Ranked as high as No. 22 in ESPN's class of 2020 rankings | One of the top power forwards in the country | Elite defender and rim protector | Explosive athlete with length and underrated strength
- Ware - Forward | 6-9, 215 pounds | Camden, N.J. | Consensus four-star prospect | Averaged 11.4 points, 6.0 rebounds and 1.3 blocks during Nike EYBL play over the summer | Increased averages to 14.4 points, 6.4 rebounds and 2.4 blocks at the Nike Peach Jam | Rose to No. 33 overall in the Rivals rankings and the No. 4 power forward | Skilled big man who finishes well 15 feet and in | High shooting, passing and dribbling marks for his position

Cousins Inducted into UK Athletics Hall of Fame

DeMarcus Cousins was inducted into the UK Athletics Hall of Fame as a member of the 2019 class in September.

Cousins was one of the key players on the 2009-10 Kentucky team that went to the Elite Eight in John Calipari's first season at UK. Cousins was named an NCAA Consensus Second Team All-American, including first-team recognition from the Associated Press, the 2010 Southeastern Conference Freshman of the Year by the league's coaches, and an All-SEC First Team (AP and coaches) selection.

While at UK, Cousins led the Wildcats to a No. 1 national ranking, an SEC regular-season championship and an SEC Tournament championship. He averaged 15.1 points and 9.9 rebounds and concluded freshman season with eighth-most rebounds in a single season in UK history with 375.

Following his one season in Lexington, Cousins was selected by the Sacramento Kings with the fifth overall pick in the 2010 NBA Draft. He's since gone on to a highly successful NBA career. He is a four-time NBA All-Star, was named to All-NBA Second Team in 2015 and 2016, and averaged double figures in all of his nine seasons in the league, including 20-plus points in five of them.

Success Rate

The Wildcats received an NCAA award in the spring of 2019 for placing in the top 10% of all men's basketball teams in the country in the NCAA's annual Academic Progress Rate. UK scored a perfect 1,000. It's the fifth straight year the men's basketball team received the award and the sixth time since 2009.

The APR provides a real-time look at a team's academic success by the progress of each student-athlete on scholarship. The APR measures academic eligibility, retention and graduation. The scores are a four-year composite, covering the 2014-15 through 2017-18 school years.

Every Division I sports team across the nation calculates its APR each academic year, similar to a report card. Scholarship student-athletes each semester earn one point for remaining eligible and one point for staying in school or graduating.

UK has received a perfect 1,000 mark in each of the last six single-year APR rates.

The NCAA cut score to compete in the 2019-20 postseason is a 930 four-year APR. Teams scoring below 930 can face consequences intended to direct additional focus on academics. Those penalties can include practice restrictions and playing-season reductions.

KENTUCKY BY THE NUMBERS

Date	Opponent	Result	Points	Rebounds	Blocks	Steals	Assists
O. 27	***GEORGETOWN COLLEGE (Exh.)***	*W, 80-53*	*Quickley - 16*	*Sestina - 10*	*Montgomery - 3^*	*Hagans - 4^*	*Hagans - 10^*
N. 1	***KENTUCKY STATE (Exh.)***	*W, 83-51*	*Two tied - 15^*	*Brooks Jr. - 9^*	*Whitney - 3^*	*Three tied - 3^*	*Hagans - 9^*
N.5	#1/1 Michigan State[1]	W, 69-62	Maxey - 26^	Sestina - 6	Montgomery - 2^	Quickley - 2^	Hagans - 3
N.8	**EASTERN KENTUCKY**	W, 91-49	Richards - 21^	Sestina - 11^	Richards - 4^	Hagans - 3^	Two tied - 5^
N.12	**EVANSVILLE**	L, 67-64	Quickley - 16	Quickley - 9^	Two tied - 1^	Three tied - 2^	Hagans - 3^
N.18	**UTAH VALLEY[2]**	W, 82-74	Hagans - 26^	Sestina - 12^	Two tied - 1	Two tied - 1	Hagans - 6^
N.22	**MOUNT ST. MARY'S[2]**	W, 82-62	Richards - 19^	Hagans - 7^	Richards - 3^	Whitney - 2^	Hagans - 7^
N.24	**LAMAR[2]**	W, 81-56	Maxey - 21^	Richards - 13^	Richards -7^	Two tied - 2	Hagans - 9^
N.29	**UAB[2]**	W, 69-58	Two tied - 16	Richards - 9^	Montgomery - 2^	Hagans - 2^	Hagans - 12^
D.7	**FAIRLEIGH DICKINSON**	W, 83-52	Montgomery - 25^	Richards - 10^	Richards - 2	Two tied - 2^	Hagans - 11^
D. 14	**GEORGIA TECH**	W, 67-53	Hagans - 21^	Two tied - 7	Richards - 4^	Three tied - 2^	Hagans - 7^
D.18	Utah[3]	L, 69-66	Maxey - 18	Montgomery - 10^	Richards - 2^	Hagans - 4^	Hagans - 8^
D.21	#5/4 Ohio State[4]	L, 71-65	Sestina - 17^	Maxey - 6	Brooks - 2^	Hagans - 3^	Hagans - 9^
D.28	**#3/4 LOUISVILLE**	W, 78-70[OT]	Maxey - 27^	Richards - 10^	Montgomery - 2^	Hagans - 2^	Hagans - 8^
J. 4	**MISSOURI***	W, 71-59	Quickley - 23^	Richards - 12^	Richards - 4^	Three tied - 1	Hagans - 7^
J. 7	at Georgia*						
J. 11	**ALABAMA***						
J. 15	at South Carolina*						
J. 18	at Arkansas*						
J. 21	**GEORGIA**						
J. 25	at Texas Tech[5]						
J. 29	**VANDERBILT***						
F. 1	at Auburn*						
F. 4	**MISSISSIPPI STATE***						
F. 8	at Tennessee*						
F. 11	at Vanderbilt*						
F. 15	**OLE MISS***						
F. 18	at LSU*						
F. 22	**FLORIDA***						
F. 25	at Texas A&M*						
F. 29	**AUBURN***						
M. 3	**TENNESSEE***						
M. 7	at Florida*						

All home games in **BOLD CAPS**; ExhibitionS in ***BOLD ITALICS***
*SEC game, ^ game high
1 - Champions Classic (Madison Square Garden | New York)
2 - BBN Showcase (Rupp Arena)
3 - (T-Mobile Arena | Las Vegas)
4 - CBS Sports Classic (T-Mobile Arena | Las Vegas)
5 - BIG 12/SEC Challenge (Rupp Arena)
6 - SEC Tournament (Bridgestone Arena | Nashville, Tenn.)

Times Led	Times Led	Times Led	Times Led	Times Led
Maxey - 4	Richards - 5	Richards - 8	Hagans - 11	Hagans - 13
Richards - 3	Sestina - 3	Montgomery - 3	Quickley - 4	Quickely - 1
Hagans - 2	Hagans - 2	Brooks - 1	Juzang - 2	
Montgomery - 2	Maxey - 2	Hagans - 1	Maxey - 2	
Quickley - 2	Montgomery - 1	Maxey - 1	Whitney - 2	
Sestina - 1	Quickley - 1	Sestina - 1	Sestina - 1	

Comparing the Calipari Era

A look at the statistics throughout the John Calipari era following 13 games ...

Year	FG%	Opp. FG%	3-Pt. FG%	FT%	RPG	Assists	TOs.	Blocks	Steals	Points	PPG	Record
2019-20	.461	.385	.290	.801	37.2	196	162	60	68	968	74.5	10-3
2018-19	.487	.426	.353	.749	38.8	189	181	71	86	1072	82.5	10-3
2017-18	.482	.400	.363	.694	40.2	203	185	77	87	1044	80.3	11-2
2016-17	.485	.399	.339	.685	42.6	253	146	90	94	1216	93.5	11-2
2015-16	.473	.402	.313	.660	39.8	182	168	76	91	1020	78.5	11-2
2014-15	.472	.297	.321	.662	41.9	219	153	107	108	979	75.3	13-0
2013-14	.478	.382	.310	.665	44.1	160	167	93	52	1051	80.8	10-3
2012-13	.492	.375	.371	.642	39.8	211	165	98	102	1030	79.2	9-4
2011-12	.498	.352	.376	.705	40.9	191	164	122	94	1073	82.5	12-1
2010-11	.467	.384	.409	.697	40.8	174	145	86	74	1044	80.3	11-2
2009-10	.496	.382	.411	.700	42.7	211	207	103	96	1067	82.1	13-0

MISCELLANEOUS STATS

Team Leaders

No.	Name	Game Leaders Pts.	Rebs.	Blks.	Assts.	Stls.	Games with 10+ Pts	20+ Pts	10+Rebs	3+Assts	3+Blks	3+Stls	3+3s	Double-double
0	Ashton Hagans	2 (4)	2 (3)	1 (2)	13 (39)	11 (28)	9 (22)	2 (3)	-	13 (42)	-	3 (13)	1 (1)	1 (2)
1	Nate Sestina*	1 (10)	3 (30)	1 (33)	-	1 (13)	2 (42)	- (10)	2 (14)	1 (10)	- (5)	-	1 (5)	1 (12)
2	Kahlil Whitney	-	-	-	-	2 (2)	1 (1)	-	-	-	-	-	-	-
3	Tyrese Maxey	4 (4)	2 (2)	1 (1)	-	2 (2)	8 (8)	3 (3)	-	9 (9)	-	-	3 (3)	-
4	Nick Richards	3 (4)	5 (17)	8 (36)	-	-	9 (18)	3 (4)	6 (9)	-	5 (17)	-	-	6 (7)
5	Immanuel Quickley	2 (3)	1 (1)	-	1 (2)	4 (6)	8 (14)	1 (1)	-	3 (6)	-	- (1)	2 (4)	-
10	Johnny Juzang	-	-	-	-	2 (2)	-	-	-	-	-	-	-	-
11	Dontaie Allen	-	-	-	-	-	-	-	-	-	-	-	-	-
12	Keion Brooks Jr.	-	-	1 (1)	-	-	3 (3)	-	-	-	-	-	-	-
13	Riley Welch^	-	-	-	- (1)	-	-	-	-	- (2)	-	-	-	-
14	Brennan Canada	-	-	-	-	-	-	-	-	-	-	-	-	-
21	Zan Payne	-	-	-	-	-	-	-	-	-	-	-	-	-
23	EJ Montgomery	2 (2)	1 (4)	3 (17)	-	- (6)	2 (4)	1 (1)	1 (3)	-	1 (4)	- (1)	-	- (1)

Career total in (parentheses); *includes Bucknell career; ^includes UC Irvine career

Starting Lineups

Guard	Guard	G/F	Forward	Forward	Games	W-L
Hagans	Maxey	Whitney	Sestina	Richards	3	3-0
Hagans	Maxey	Brooks Jr.	Montgomery	Richards	2	2-0
Hagans	Quickley	Whitney	Sestina	Richards	2	1-1
Hagans	Maxey	Quickley	Montgomery	Richards	2	1-1
Hagans	Maxey	Whitney	Montgomery	Richards	2	1-1
Hagans	Maxey	Juzang	Montgomery	Richards	1	1-0
Hagans	Quickley	Whitney	Sestina	Montomgery	1	1-0

Starter	Games Started	Wins	Losses
Hagans	13	10	3
Richards	12	9	3
Maxey	10	8	2
Montgomery	8	6	2
Whitney	8	6	2
Sestina	6	5	1
Quickley	5	3	2
Brooks Jr.	2	2	0
Juzang	1	1	0

Kentucky's Record When ...

Kentucky Record	All	SEC
Leading at halftime:	10-0	1-0
Tied at the half:	0-0	0-0
Trailing at halftime:	0-3	0-0
Shoot 50% or better:	4-0	0-0
Shoot less than 50%:	6-3	1-0
Shoot higher % than opp.:	9-0	1-0
Shoot lower % than opp.:	1-3	0-0
Opp. shoot worse than 50%:	10-1	1-0
Opp. shoot 50% or higher:	0-2	0-0
Score less than 60 points:	0-0	0-0
Score 60-69 points:	3-3	0-0
Score 70-79 points:	2-0	1-0
Score 80-89 points:	4-0	0-0
Score 90-99 points:	1-0	0-0
Score 100+ points:	0-0	0-0
Opp. score less than 60 pts.:	6-0	1-0
Opp. score 60-69 pts.:	2-2	0-0
Opp. score 70-79 pts.:	2-1	0-0
Opp. score 80-89 points:	0-0	0-0
Opp. score 90-99 points:	0-0	0-0
Opp. score 100+ points:	0-0	0-0
Outrebounded opponent:	9-1	1-0
Outrebounded by opponent:	0-1	0-0
Equal number of rebounds:	1-1	0-0
Fewer turnovers than opp.:	4-3	0-0
Same turnovers as opp.:	2-0	0-0
More turnovers than opp.:	4-0	1-0
Make 8 or more 3-pointers:	1-0	0-0
Make 7 or fewer 3-pointers:	9-3	1-0
Games decided by 5 or fewer:	0-2	0-0
Overtime games:	1-0	0-0

Kentucky Record	All	SEC
On CBS:	1-1	0-0
On TBS:	0-0	0-0
On ESPN/ESPN2/ESPNU:	3-1	0-0
On FOX:	0-0	0-0
On SEC Network/(+):	6-1	1-0
vs. SEC at home:	1-0	1-0
vs. SEC on road:	0-0	0-0
Games vs. AP ranked opp.:	2-1	0-0
Games following a loss:	2-1	0-0
Games following a win:	7-2	1-0
More points in the paint:	6-2	0-0
Fewer/Same points in the paint:	4-1	1-0
More bench points than opp.:	7-2	1-0
Fewer or same bench pts.:	3-1	0-0
More 2nd-chance points:	6-3	0-0
Fewer or same 2nd-chance pts.:	4-0	1-0
More or same points off TOs:	9-1	1-0
Fewer points off TOs:	1-2	0-0
On Monday:	1-0	0-0
On Tuesday:	1-1	0-0
On Wednesday	0-1	0-0
On Thursday:	0-0	0-0
On Friday:	3-0	0-0
On Saturday:	4-1	1-0
On Sunday:	1-0	0-0
In November	6-1	0-0
In December	3-2	0-0
In January	1-0	1-0
In February	0-0	0-0
In March	0-0	0-0
In April	0-0	0-0

Streaks

Overall	Won 2
Unranked AP teams anywhere	Won 1
Ranked AP teams anywhere	Won 1
Home	Won 8
Home AP ranked teams	Won 2
Home AP unranked teams	Won 7
Home SEC	Won 5
Home nonconference	Won 7
Home AP ranked SEC	Won 1
Home AP unranked SEC	Won 12
Home AP ranked nonconference	Won 2
Home AP unranked nonconference	Won 6
Road	Won 1
Road AP ranked teams	Lost 1
Road AP unranked teams	Won 6
Road SEC	Won 1
Road nonconference	Won 2
Road AP ranked SEC	Lost 1
Road AP unranked SEC	Won 6
Road AP ranked nonconference	Won 1
Road AP unranked nonconference	Won 1
Neutral	Lost 2
Neutral AP ranked teams	Lost 1
Neutral AP unranked teams	Lost 1
Neutral SEC	Lost 2
Neutral nonconference	Lost 2
Neutral AP ranked SEC	Lost 2
Neutral AP unranked SEC	Won 12
Neutral AP ranked nonconference	Lost 1
Neutral AP unranked nonconference	Lost 1

Active Consecutive Made Starts	
Ashton Hagans	42
Nick Richards	12
Tyrese Maxey	10
EJ Montgomery	7
Keion Brooks Jr.	2

Active Consecutive Made Free Throws	
Immanuel Quickley	24
Nate Sestina	21
Keion Brooks Jr.	9
Johnny Juzang	6
Tyrese Maxey	5
Ashton Hagans	4
EJ Montgomery	1
Nick Richards	1

Active Consecutive Games with a 3-Pointer	
Immanuel Quickley	3

Win-Loss Margins

Margin	Games Won	Games Lost
1		
2		
3		2
4		
5		
6		1
7	1	
8	2	
9		
10		
11	1	
12	1	
13		
14	1	
15		
16		
17		
18		
19		
20	1	
21		
22		
23		
24		
25+	3	

How the Cats are Scoring

Percentage of Point Distribution

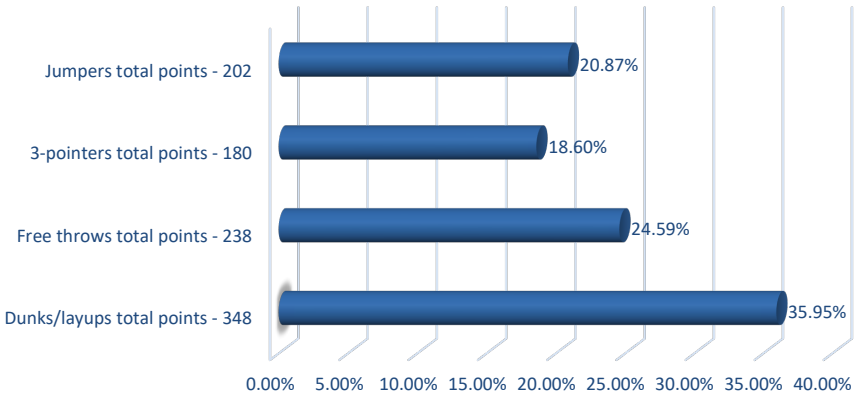

Dunk Tracker

Player	Dunks in 2019-20	Dunks in Career
Nick Richards	23	75
EJ Montgomery	9	27
Ashton Hagans	6	9
Keion Brooks Jr.	7	7
Kahlil Whitney	6	6
Tyrese Maxey	2	2
Immanuel Quickley	0	1
Nate Sestina	1	1 (UK career only)

Fast Facts

Shooting Percentage	.461
Avg. Assists Per Game	15.1
Points Off Turnovers	16.1
Second-Chance Points	9.0
Points in the Paint	32.3
Fast Break Points	16.4
Bench Points	22.5
Points Per Possession	107.2
Avg. Time of Possession	17.1

First Points of the Game

Player	Dunk/Layup	Jumper	3PT	FT
Hagans	1			
Juzang	1			
Maxey	1	2		
Quickley	1		1	1
Richards	3			
Sestina			1	
Whitney	1			

THE LAST TIME UK ...

INDIVIDUALS

SCORING

Scored 25 points: Tyrese Maxey (27) vs. Louisville, 12/28/19
Scored 30 points: Shai Gilgeous-Alexander (30) vs. Vanderbilt, 1/30/18
Scored 35 Points: De'Aaron Fox (39) vs. UCLA, 3/24/17
Scored 40 points: Malik Monk (47) vs. North Carolina, 12/17/16
Scored 45 points: Malik Monk (47) vs. North Carolina, 12/17/16
Scored 50 points: Jodie Meeks (54) at Tennessee, 1/13/09
Scored 55 points: Never
Two players had 20 points: Immanuel Quickley (23), Nick Richards (21), vs. Missouri, 1/4/20
Three players had 20 points: DeMarcus Cousins (27)/John Wall (21)/Patrick Patterson (20) vs. Sam Houston State, 11/19/09
Two players had 30 points: Patrick Patterson (33) and Jodie Meeks (32) vs. Tennessee State, 12/22/08
Scored 20 points in two straight games: PJ Washington (4) 2/5/19 - 2/16/19
Scored 20 points in three straight games: PJ Washington (4) 2/5/19 - 2/16/19
Scored 20 points in four straight games: PJ Washington (4) 2/5/19 - 2/16/19
Scored 20 points in five straight games: Jamal Murray (12) 2/2/16 - 3/12/16
Scored 20 points in six straight games: Jamal Murray (12) 2/2/16 - 3/12/16
Scored 20 points in seven straight games: Jamal Murray (12) 2/2/16 - 3/12/16
Scored 20 points in eight straight games: Jamal Murray (12) 2/2/16 - 3/12/16
Scored 20 points in nine straight games: Jamal Murray (12) 2/2/16 - 3/12/16
Scored 20 points in 10 straight games: Jamal Murray (12) 2/2/16 - 3/12/16
Scored 20 points in 11 straight games: Jamal Murray (12) 2/2/16 - 3/12/16
Scored 20 points in 12 straight games: Jamal Murray (12) 2/2/16 - 3/12/16
Scored 20 points in 15 straight games: Dan Issel (18) 12/1/69 - 2/7/70
Scored 25 points in three straight games: Tayshaun Prince (3) 3/11/01-3/17/01
Scored 30 points in two straight games: Jodie Meeks vs. Appalachian State (46) 12/20/08; vs. Tennessee State (32) 12/22/08
Scored 30 points in three straight games: Dan Issel (6) 2/14/70 - 3/2/70
Scored in double figures in 10 straight games: PJ Washington (12) 1/15/19-2/23/19
Scored in double figures in 15 straight games: Malik Monk (30) 11/11/16-2/28/17
Scored in double figures in 20 straight games: Malik Monk (30) 11/11/16-2/28/17
Scored in double figures in 25 straight games: Malik Monk (30) 11/11/16-2/28/17
Scored in double figures in 30 straight games: Malik Monk (30) 11/11/16-2/28/17
Scored in double figures in 33 straight games: Jamal Murray (34) 11/17/15 - 3/19/16
Scored in double figures in 34 straight games: Jamal Murray (34) 11/17/15 - 3/19/16
Scored in double figures in 35 straight games: Kenny Walker (36) 11/14/85 - 3/22/86
Five players scored in double figures: PJ Washington (16), Keldon Johnson (15), Reid Travis (11), Tyler Herro (10), Ashton Hagans (10) vs. Tennessee, 3/16/19
Six players scored in double figures: Nick Richards (21), Immanuel Quickley (16), Nate Sestina (12), Keion Brooks Jr. (11), Ashton Hagans (11), Kahlil Whitney (11) vs. Eastern Kentucky, 11/8/19
Seven players scored in double figures: Randolph Morris (17), Kelenna Azubuike (15), Patrick Sparks (14), Chuck Hayes (12), Rajon Rondo (11), Ravi Moss (10) and Ramel Bradley (10) vs. Mississippi State 2/19/05,
Four players with 15 or more points: Kevin Knox (22), Quade Green (18), Shai Gilgeous-Alexander (17), Wenyen Gabriel (15) vs. Ole Miss, 2/28/18

DOUBLE-DOUBLES

Double-double: Nick Richards (21 points, 12 rebounds) vs. Missouri, 1/4/20
Triple-double: Isaiah Briscoe (19 points, 11 rebounds, 10 assists) at Ole Miss, 12/29/16
20-10 (rebs) game: Nick Richards (21 points, 12 rebounds) vs. Missouri, 1/4/20
20-10 (assts) game: De'Aaron Fox (24 points, 10 assists) vs. North Carolina, 12/17/16
20-15 game: Nick Richards (25 points, 15 rebounds) vs. Fort Wayne, 11/22/17
30-10 game: Tayshaun Prince (33 points, 11 rebounds) vs. Tennessee State, 12/22/98
Back-to-back 20-10 games: PJ Washington (20 p, 13 r) vs. Kansas, 1/26/19; (26 p, 12 r) at Vanderbilt, 1/29/19
Three straight 20-10 games: Julius Randle (3) 11/8/13 - 11/12/13
Double-double in points and rebs.: Nick Richards (21 points, 12 rebounds) vs. Missouri, 1/4/20
Double-double in points and assists: Ashton Hagans (11 points, 11 assists) vs. Fairleigh Dickinson, 12/7/19
Double-double in points and blocks: Never
Double-double in points and steals: Never
Double-double in two consecutive games: Nick Richards (13 p, 10 r) vs. Louisville, 12/28/19; (21 p, 12 r) vs. Missouri, 1/4/20
Double-double in three consecutive games: PJ Washington (20 p, 13 r) vs. Kansas, 1/26/19; (26 p, 12 r) at Vanderbilt, 1/29/19; (15 p, 12 r) at Florida, 2/2/19
Double-double in four consecutive games: Julius Randle (19 p, 15 r) vs. Kansas State, 3/21/14; (13 p, 10 r), vs. Wichita State, 3/23/14; (15 p, 12 r), vs. Louisville, 3/28/14; (16 p, 11 r), vs. Michigan, 3/30/14
Double-double in five consecutive games: Julius Randle (14 p, 10 r) at Arkansas, (2/27/14); (10 p, 15 r) at South Carolina (3/1/14); (12 p, 11 r) vs. Alabama, (3/4/14); (16 p, 10 r) at Florida, (3/8/14); (17 p, 16 r) vs. LSU, (3/14/14); (12 p, 11 r) vs. Georgia, (3/15/14)
Double-double in six consecutive games: Julius Randle (14 p, 10 r) at Arkansas, (2/27/14); (10 p, 15 r) at South Carolina (3/1/14); (12 p, 11 r) vs. Alabama, (3/4/14); (16 p, 10 r) at Florida, (3/8/14); (17 p, 16 r) vs. LSU, (3/14/14); (12 p, 11 r) vs. Georgia, (3/15/14)
Double-double in seven consecutive games: Julius Randle (7) 11/18/13-11/27/13
Double-double in 10 consecutive games: Jim Andrews, 1972-73 season
Two players record double-doubles: Nick Richards (12 points, 10 rebounds), Ashton Hagans (11 points, 11 rebounds) vs. Fairleigh Dickinson, 12/7/19
Three players record double-doubles: PJ Washington (20 points, 13 rebounds), Reid Travis (18 points, 12 rebounds), Keldon Johnson (15 points, 10 rebounds) vs. Kansas, 1/26/19
Four players record double-doubles: Jack Givens (30 pts, 13 rebs)/Kyle Macy (16 pts, 10 assts)/Mike Phillips (22 pts, 18 rebs)/Rick Robey (23 pts, 13 rebs) vs. Southern Methodist, 11/26/77
Five players record double-doubles: Never

FIELD GOALS

Made 12 FG in a game: EJ Montgomery (12) vs. Fairleigh Dickinson, 12/7/18
Made 15 FG in a game: Malik Monk (18) vs. North Carolina, 12/17/16
Made 16 FG in a game: Malik Monk (18) vs. North Carolina, 12/17/16
Made 17 FG in a game: Malik Monk (18) vs. North Carolina, 12/17/16
Made 18 FG in a game: Malik Monk (18) vs. North Carolina, 12/17/16
Made 19 FG in a game: Dan Issel (19) vs. Alabama, 2/23/70
Made 20 FG in a game: Dan Issel (23) vs. Ole Miss, 2/7/70
Made 21 FG in a game: Dan Issel (23) vs. Ole Miss, 2/7/70
Made 22 FG in a game: Dan Issel (23) vs. Ole Miss, 2/7/70
Made 23 FG in a game: Dan Issel (23) vs. Ole Miss, 2/7/70
Made 24 FG in a game: Never
Attempted 17 FG in a game: PJ Washington (18) vs. Auburn, 3/31/19
Attempted 18 FG in a game: PJ Washington (18) vs. Auburn, 3/31/19
Attempted 19 FG in a game: Shai Gilgeous-Alexander (19) vs. Vanderbilt, 1/30/18
Attempted 20 FG in a game: De'Aaron Fox (20) vs. UCLA, 3/24/17
Attempted 25 FG in a game: Malik Monk (28) vs. North Carolina, 12/17/16

3-POINTERS

Made 5 3-pointers in a game: Nate Sestina (5) vs. Ohio State, 12/21/19
Made 6 3-pointers in a game: Keldon Johnson (6) vs. Utah, 12/15/18
Made 7 3-pointers in a game: Wenyen Gabriel (7) vs. Alabama, 3/10/18
Made 8 3-pointers in a game: Malik Monk (8) vs. North Carolina, 12/17/16
Made 9 3-pointers in a game: Jodie Meeks (10) at Tennessee, 1/13/09
Made 10 3-pointers in a game: Jodie Meeks (10) at Tennessee, 1/13/09
Made 11 3-pointers in a game: Never
Attempted 10 3-pointers in a game: Malik Monk (11) vs. Georgia, 1/31/17
Attempted 15 3-pointers in a game: Jodie Meeks (15) at Tennessee, 1/13/09
Attempted 16 3-pointers in a game: Derrick Miller (16) vs. LSU 2/15/90
Attempted 17 3-pointers in a game: Derrick Miller (19) vs. Kansas 12/6/89
Attempted 18 3-pointers in a game: Derrick Miller (19) vs. Kansas 12/6/89
Attempted 19 3-pointers in a game: Derrick Miller (19) vs. Kansas 12/6/89
Attempted 20 3-pointers in a game: Never
Made a 3-pointer in 10 straight games: Immanuel Quickley (10), 3/29/19-12/14/19
Made a 3-pointer in 15 straight games: Jamal Murray (36), 11/13/15 - 3/19/16, Derek Willis (17), 1/12/16 - 3/17/16
Made a 3-pointer in 20 straight games: Jamal Murray (36), 11/13/15 - 3/19/16
Made a 3-pointer in 30 straight games: Jamal Murray (36), 11/13/15 - 3/19/16
Made two 3-pointers in 10 straight games: Kevin Knox (11), 2/10/16 - 3/11/18
Made three 3-pointers in 10 straight games: Gerald Fitch (20) 1/14/03 - 3/23/03
Made three 3-pointers in 15 straight games: Gerald Fitch (20) 1/14/03 - 3/23/03
Made three 3-pointers in 20 straight games: Gerald Fitch (20) 1/14/03 - 3/23/03
Made three 3-pointers in 25 straight games: Keith Bogans (29) 3/14/02 - 2/26/03

FREE THROWS

Made 8 FT in a game: Immanuel Quickley (9) vs. Missouri, 1/4/20
Made 9 FT in a game: Immanuel Quickley (9) vs. Missouri, 1/4/20
Made 10 FT in a game: Ashton Hagans (12) vs. Utah Valley, 11/18/19
Made 11 FT in a game: Ashton Hagans (12) vs. Utah Valley, 11/18/19
Made 12 FT in a game: Ashton Hagans (12) vs. Utah Valley, 11/18/19
Made 13 FT in a game: Keldon Johnson (13) vs. Tennessee State, 11/23/18
Made 14 FT in a game: Tyler Ulis (14) at Arkansas, 1/21/16
Made 15 FT in a game: Rodrick Rhodes (16) vs. Ole Miss, 1/18/95
Made 16 FT in a game: Rodrick Rhodes (16) vs. Ole Miss, 1/18/95
Made 17 FT in a game: Dwight Anderson (18) vs. Mississippi State, 2/12/79
Made 18 FT in a game: Dwight Anderson (18) vs. Mississippi State, 2/12/79
Made 18 FT in a game: Never
Attempted 10 FT in a game: Ashton Hagans (12) vs. Utah Valley, 11/18/19
Attempted 15 FT in a game: Keldon Johnson (18), vs. Tennessee State, 11/23/18
Attempted 20 FT in a game: PJ Washington (20) vs. Kansas State, 3/22/18
Attempted 25 FT in a game: Never
Made 20 Straight FT: Immanuel Quickley (24), 11/24/19 - current; Nate Sestina (21), 11/8/19 - current
Made 30 Straight FT: Tyler Herro (38), 2/16/19 - 3/29/19

REBOUNDS

15 Rebs: Nick Richards (15) vs. Arkansas, 2/26/19
16 Rebs: Keldon Johnson (17) vs. Auburn, 2/23/19
17 Rebs: Keldon Johnson (17) vs. Auburn, 2/23/19
18 Rebs: PJ Washington (18) vs. VMI, 11/18/18
19 Rebs: Nick Richards (19) vs. Southern Illinois, 11/9/18
20 Rebs: Jared Prickett (20) vs. Arkansas, 2/9/94
25 Rebs: Mike Phillips (28) vs. Tennessee,k 1/10/76
30 Rebs: Cotton Nash (30) vs. Ole Miss, 2/8/64
34 Rebs: Bob Burrow (34) vs. Temple, 12/10/55
35 Rebs: Never
10+ Rebs in three consecutive games: PJ Washington (3), 1/26/19 - 2/2/19
10+ Rebs in four consecutive games: Julius Randle (4),

3/21/14 - 3/30/14
10+ Rebs in five consecutive games: Julius Randle (10), 2/12/14 - 3/15/14
10+ Rebs in six consecutive games: Julius Randle (10), 2/12/14 - 3/15/14
10+ Rebs in seven consecutive games: Julius Randle (10), 2/12/14 - 3/15/14
10+ rebs in eight consecutive games: Julius Randle (10), 2/12/14 - 3/15/14
10+ rebs in nine consecutive games: Julius Randle (10), 2/12/14 - 3/15/14
10+ rebs in 10 consecutive games: Julius Randle (10), 2/12/14 - 3/15/14
Two players had 10 rebounds: Nate Sestina (12), Nick Richards (10) vs. Utah Valley, 11/18/19
Three players had 10 rebounds: PJ Washington (13), Reid Travis (12), Keldon Johnson (10) vs. Kansas, 1/26/19

ASSISTS

6 assists: Ashton Hagans (7) vs. Missouri, 1/4/20
7 assists: Ashton Hagans (7) vs. Missouri, 1/4/20
8 assists: Ashton Hagans (8) vs. Louisville, 12/28/19
9 assists: Ashton Hagans (9) vs. Ohio State, 12/21/19
10 assists: Ashton Hagans (11) vs. Fairleigh Dickinson, 12/7/19
11 assists: Ashton Hagans (11) vs. Fairleigh Dickinson, 12/7/19
12 assists: Ashton Hagans (12) vs. UAB, 11/29/19
13 assists: Tyler Ulis (14) vs. LSU, 3/5/16
14 assists: Tyler Ulis (14) vs. LSU, 3/5/16
15 assists: John Wall (16) vs. Hartford, 12/29/09
16 assists: John Wall (16) vs. Hartford, 12/29/09
16 assists: Never
5+ assists in four consecutive games: Ashton Hagans (10), 11/18/19 - current
8+ assists in two consecutive games: Ashton Hagans (3), 12/18/19 - 12/28/19

BLOCKS

4 blocks: Nick Richards (4) vs. Missouri, 1/14/20
5 blocks: Nick Richards (7) vs. Lamar, 11/24/19
6 blocks: Nick Richards (7) vs. Lamar, 11/24/19
7 blocks: Nick Richards (7) vs. Lamar, 11/24/19
8 blocks: Willie Cauley-Stein (9) vs. Boise State, 12/10/13
9 blocks: Willie Cauley-Stein (9) vs. Boise State, 12/10/13
10 blocks: Nerlens Noel (12) at Ole Miss, 1/29/13
11 blocks: Nerlens Noel (12) at Ole Miss, 1/29/13
12 blocks: Nerlens Noel (12) at Ole Miss, 1/29/13
13 blocks: Never

STEALS

4 steals: Ashton Hagans (4) vs. Utah, 12/18/19
5 steals: Ashton Hagans (5) vs. Texas A&M, 1/8/19
6 steals: Ashton Hagans (8) vs. North Carolina, 12/22/18
7 steals: Ashton Hagans (8) vs. North Carolina, 12/22/18
8 steals: Ashton Hagans (8) vs. North Carolina, 12/22/18
9 steals: Never
3+ steals in five consecutive games: Ashton Hagans (7) 12/22/18 - 1/19/19
3+ steals in 10 consecutive games: Never

MINUTES

Played every minute: PJ Washington (40) vs. Kansas State, 3/22/18
Played 40+ minutes: Ashton Hagans (43), Tyrese Maxey (40) vs. Louisville, 12/28/19
Played more than 50 minutes: Patrick Patterson (50) vs. Vanderbilt, 1/12/08

FOULS

Fouled out: Nick Richards vs. Missouri, 1/4/20
Two players fouled out: Jarred Vanderbilt, Wenyen Gabriel, at Texas A&M, 2/10/18
Three players fouled out: Hamidou Diallo, Wenyen Gabriel, Nick Richards at South Carolina, 1/16/18
Four players fouled out: Skal Labissiere, Marcus Lee, Alex Poythress, Derek Willis at Kansas, 1/30/16
Technical foul: Nick Richards vs. Missouri, 1/4/20

TEAM

WINS/LOSSES

Won 10 straight games: 10, 1/8/19 - 2/9/19
Won 20 straight games: 38, 11/14/14 - 3/28/15
Won 30 straight games: 38, 11/14/14 - 3/28/15
Won 40 straight games: Never
Lost consecutive games: 2, 12/18/19 - 12/21/19
Lost three straight games: 4, 2/3/18 - 2/14/18
Lost four straight games: 4, 2/3/18 - 2/14/18
Lost five straight games: 5, 12/23/89 - 1/6/90
Lost 10 straight games: Never

STARTS

Started four freshmen: EJ Montgomery, Keldon Johnson, Ashton Hagans, Tyler Herro vs. Auburn, 3/31/19
Started five freshmen: Hamidou Diallo, Shai Gilgeous-Alexander, Kevin Knox, Nick Richards, PJ Washington vs. Kansas State, 3/22/18

SCORING

Scored 90 or more points: 91 vs. Eastern Kentucky, 11/8/19 (W, 91-49)
Scored 90 or more points (SEC game): 96 vs. Ole Miss, 2/28/18 (W, 96-78)
Scored 100 or more points: 107 vs. UIC, 11/26/17 (W, 107-73)
Scored 100 or more points (SEC game): 100 vs. Texas A&M, 1/3/17 (W, 100-58)
Scored 110 or more points: 115 vs. Arizona State, 11/28/16 (W, 115-69)
Scored 110 or more points (SEC game): 110 vs. Auburn, 2/21/15 (W, 110-75)
Scored 120 or more points: 120 vs. Vanderbilt, 2/7/96 (W, 120-81)
Scored 120 or more points (SEC game): 120 vs. Vanderbilt, 2/7/96 (W, 120-81)
Scored 130 or more points: 143 vs. Georgia, 2/27/56 (W, 143-66)
Scored 140 or more points: 143 vs. Georgia, 2/27/56 (W, 143-66)
Scored 150 or more points: Never
Scored less than 50 points: 48 vs. Vanderbilt, 3/15/13 (L, 64-48)
Scored 100 points in two consecutive games: vs. Cleveland State (11/23/16), vs. UT Martin (11/25/16), vs. Arizona State (11/28/16)
Scored 100 Points in three consecutive games: vs. Cleveland State (11/23/16), vs. UT Martin (11/25/16), vs. Arizona State (11/28/16)
Scored 100 points in consecutive SEC games: 2/27/56-3/3/56

SHOOTING PERCENTAGES

Shot 70% from the field: .722 vs. Mississippi St., 2/15/86
Shot 65% from the field: .667 vs. UIC, 11/26/17
Shot 30% or less from the field: .281 at Texas A&M (1/10/15)
Allowed 50% shooting: .500 vs. Ohio State, 12/21/19
Allowed 60% shooting: .640 by Florida, 3/4/07
Allowed 30% or less shooting: .250 by EKU, 11/8/19 (16-64)
Allowed 20% or less shooting: .197 by Montana State, 11/23/14 (12-61)

FREE THROWS

Shot 90% or better from FT line: 90.0 (27-30) vs. Missouri, 1/4/20
Shot 100% from FT Line: 11-11 vs. Florida, 2/7/12
Shot 50% or less from FT line: .471 (8-17) at Texas A&M, 2/10/18
Attempted 40 FT: vs. Tennessee State (41), 11/23/18
Attempted five or less FT: vs. South Carolina (4) 1/21/06
Made 30 FT: 31 vs. Utah Valley, 11/18/19 (31-34)

3-POINTERS

Hit 0 3-pointers: 0 vs. Davidson, 3/15/18 (0-6)
Hit 10 3-pointers: 10 vs. Lamar, 11/24/19 (10-22)
Hit 11 3-pointers: 11 vs. Auburn, 2/23/19 (11-24)
Hit 12 3-pointers: 12 vs. Utah, 12/15/18 (12-21)
Hit 13 3-pointers: 13 vs. Texas A&M, 1/3/17 (13-25)
Hit 14 3-pointers: 15 vs. Georgia, 3/1/12 (15-27)
Hit 15 3-pointers: 15 vs. Georgia, 3/1/12 (15-27)
Hit 16 3-pointers: 16 vs. UNC-Asheville, 12/23/96 (16-33)
Hit 17 3-pointers: 20 vs. LSU, 3/4/95 (20-35)
Hit 18 3-pointers: 20 vs. LSU, 3/4/95 (20-35)
Hit 19 3-pointers: 20 vs. LSU, 3/4/95 (20-35)
Hit 20 3-pointers: 20 vs. LSU, 3/4/95 (20-35)
Hit 21 3-pointers: 21 vs. North Carolina, 12/27/89 (21-48)
Hit 22 3-pointers: Never

SCORING MARGINS

Won game by 50 points or more: 58 vs. Montana State (W, 86-28) 11/23/14
Won game by 60 points or more: 62 vs. Vanderbilt (W, 106-44) 3/5/03
Won game by 70 points or more: 74 vs. Tennessee-Martin (W, 124-50) 11/26/94
Lost game by 30 points or more: 34 vs. Duke (L, 118-84) 11/6/18
Lost game by 40 points or more: 41 at Vanderbilt (L, 93-52) 2/12/08
Lost game by 50 points or more: 55 at Kansas (L, 150-95) 12/9/89
Lost game by 60 points or more: 70 vs. Central (L, 87-17) 1/28/1910
Lost game by 70 points or more: 70 vs. Central (L, 87-17) 1/28/1910
Game decided by one point: vs. Seton Hall, 12/8/18 (L, 84-83 OT)
Game decided by two points: vs. LSU, 2/11/19 (L, 73-71)
Game decided by three points: vs. Utah, 12/18/19 (L, 69-66)
Two consecutive games decided by one point: vs. North Carolina (W, 73-72) 12/3/11 and at Indiana (L, 73-72) 12/10/11
Three consecutive games decided by one point: Never
Two consecutive games decided by two points: at Ole Miss (L, 71-69) 2/1/11 and Florida (L, 70-68) 2/5/11

Came back from 10-point deficit for win: W, 70-66 vs. Arkansas (2/26/19); Trailed by 15 at 45-30 (18:22 in 2nd)
Came back from 11-point deficit for win: W, 70-66 vs. Arkansas (2/26/19); Trailed by 15 at 45-30 (18:22 in 2nd)
Came back from 12-point deficit for win: W, 70-66 vs. Arkansas (2/26/19); Trailed by 15 at 45-30 (18:22 in 2nd)
Came back from 13-point deficit for win: W, 70-66 vs. Arkansas (2/26/19); Trailed by 15 at 45-30 (18:22 in 2nd)
Came back from 14-point deficit for win: W, 70-66 vs. Arkansas (2/26/19); Trailed by 15 at 45-30 (18:22 in 2nd)
Came back from 15-point deficit for win: W, 70-66 vs. Arkansas (2/26/19); Trailed by 15 at 45-30 (18:22 in 2nd)
Came back from 16-point deficit for win: W, 83-76 at West Virginia (1/27/18); Trailed by 17 at 40-23 (18:57 in 2nd))
Came back from 17-point deficit for win: W, 83-76 at West Virginia (1/27/18); Trailed by 17 at 40-23 (18:57 in 2nd)
Came back from 18-point deficit for win: W, 73-67 vs. Vanderbilt (2/28/17); Trailed by 19 at 25-6 (8:03 in 1st)
Came back from 19-point deficit for win: W, 73-67 vs. Vanderbilt (2/28/17); Trailed by 19 at 25-6 (8:03 in 1st)
Came back from 20-point deficit for win: W, 82-79 at Vanderbilt (2/22/97); Trailed by 22 at 40-18 (3:51 in 1st)
Came back from 30-point deficit for win: W, 99-95 at LSU (2/15/94); Trailed by 31 at 68-37 (15:34 in 2nd)
Came back from 31-point deficit for win: W, 99-95 at LSU (2/15/94); Trailed by 31 at 68-37 (15:34 in 2nd)

REBOUNDS

Pulled down 50 rebounds: 54 (12-42) vs. EKU, 11/8/19
Pulled down 55 rebounds: 59 (20-39) vs. Arizona State, 11/28/16
Pulled down 60 rebounds: 62 (19-43) vs. Morehead State, 12/16/96

OVERTIME GAMES

Played an overtime game: vs. Louisville, 12/28/19 (W, 78-70 OT)
Won an overtime game: vs. Louisville, 12/28/19 (W, 78-70 OT)
Lost an overtime game: vs. Auburn, 3/31/19 (L, 77-71 OT)
Played an SEC overtime game: vs. Vanderbilt, 1/30/18 (W, 83-81 OT)
Won an SEC overtime game: vs. Vanderbilt, 1/30/18 (W, 83-81 OT)
Lost an SEC overtime game: at Texas A&M, 2/20/16 (L, 79-77 OT)
Played an overtime game in SEC Tournament: vs. Texas A&M, 3/13/16 (W, 82-77 OT)
Won an overtime game in SEC Tournament: vs. Texas A&M, 3/13/16 (W, 82-77 OT)
Played an overtime game in NCAA Tournament: vs. Auburn, 3/31/19 (L, 77-71 OT)
Won an overtime game in NCAA Tournament: vs. St. Bonaventure, 3/16/00 (W, 85-80 2OT)
Lost an overtime game in NCAA Tournament: vs. Auburn, 3/31/19 (L, 77-71 OT)
Played two overtimes: at Texas A&M, 1/10/15 (W, 70-64 2ot)
Played three overtimes: vs. Temple 12/7/57 (W, 85-83)
Played four overtimes: Never played four overtime game
Played consecutive games that went to overtime: 1/6/15 vs. Ole Miss (W, 89-86) and 1/10/15 at Texas A&M (70-64)

THE LAST TIME A UK OPPONENT ...

INDIVIDUALS

SCORING

Scored 25 points: Timmy Allen (25), Utah, 12/18/19
Scored 30 points: Bubba Parham (35), VMI, 11/21/18
Scored 35 Points: Bubba Parham (35), VMI, 11/21/18
Scored 40 points: Elston Turner (40), Texas A&M, 1/12/13
Scored 45 points: David Robinson (45), Navy, 1/25/87
Scored 50 points: Austin Carr (50), Notre Dame, 12/29/79
Scored 60 points: Pete Maravich (64), LSU, 2/21/70
Scored 65 points: Never
Two players had 20 points: Jared Harper (26), Bryce Brown (24), Auburn, 3/31/19
Three players had 20 points: R.J. Barrett, Zion Williamson, Cam Reddish, Duke, 11/6/18
Two players had 30 points: Ronnie Henderson (36) and Claren Ceasar (32), LSU, 2/15/94
Five players scored in double figures: Alabama, 1/5/19

FIELD GOALS

Made 15 FG in a game: David Robinson (17), Navy, 1/25/87
Made 16 FG in a game: David Robinson (17), Navy, 1/25/87
Made 17 FG in a game: David Robinson (17), Navy, 1/25/87
Made 18 FG in a game: Steve Downing (19), Indiana, 12/11/71
Made 19 FG in a game: Steve Downing (19), Indiana, 12/11/71
Made 20 FG in a game: Johnny Neumann (20), Ole Miss, 1/2/71
Made 21 FG in a game: Austin Carr (21), Notre Dame, 12/29/70
Made 22 FG in a game: Austin Carr (22). Notre Dame, 3/12/70
Made 23 FG in a game: Pete Maravich (23), LSU, 2/21/70
Made 24 FG in a game: Never
Attempted 17 FG in a game: Steven Enoch (17), Louisville, 12/28/19
Attempted 18 FG in a game: TJ Washington (18), Utah Valley, 11/18/19
Attempted 19 FG in a game: Bubba Parham (20), VMI, 11/28/18
Attempted 20 FG in a game: Bubba Parham (20), VMI, 11/28/18
Attempted 25 FG in a game: R.J. Barrett (26), Duke, 11/6/18
Attempted 30 FG in a game: Freeman Williams (40), Portland State, 12/16/17
Attempted 35 FG in a game: Freeman Williams (40), Portland State, 12/16/17
Attempted 40 FG in a game: Freeman Williams (40), Portland State, 12/16/17
Attempted 45 FG in a game: Johnny Neumann (50), Ole Miss, 1/2/71
Attempted 50 FG in a game: Johnny Neumann (50), Ole Miss, 1/2/71
Attempted 53 FG in a game: Pete Maravich (53), LSU, 2/22/69
Attempted 54 FG in a game: Never

3-POINTERS

Made 5 3-pointers in a game: Davion Bust (5), Lamar, 11/24/19
Made 6 3-pointers in a game: Armoni Brooks (6), Houston, 3/29/19
Made 7 3-pointers in a game: Bubba Parham (10), VMI, 11/18/18
Made 8 3-pointers in a game: Bubba Parham (10), VMI, 11/18/18
Made 9 3-pointers in a game: Bubba Parham (10), VMI, 11/18/18
Made 10 3-pointers in a game: Bubba Parham (10), VMI, 11/18/18
Made 11 3-pointers in a game: Corey Allmond (11), Sam Houston State, 11/19/2009
Made 12 3-pointers in a game: Never
Attempted 10 3-pointers in a game: Davion Buster (11), Lamar, 11/24/19
Attempted 15 3-pointers in a game: Bubba Parham (16), VMI, 11/18/18
Attempted 16 3-pointers in a game: Bubba Parham (16), VMI, 11/18/18
Attempted 17 3-pointers in a game: Chris Jackson (17), LSU, 2/15/90
Attempted 18 3-pointers in a game: Jeff Boschee (18), Kansas, 3/14/99
Attempted 19 3-pointers in a game: Never

FREE THROWS

Made 10 FT in a game: Cassius Winston (10), Michigan State, 11/5/19
Made 11 FT in a game: Jared Harper (11), Auburn, 3/31/19
Made 12 FT in a game: J.J. Frazier (12), Georgia, 2/18/17
Made 13 FT in a game: Sindarius Thornwell (14), South Carolina, 1/21/17
Made 14 FT in a game: Sindarius Thornwell (14), South Carolina, 1/21/17
Made 15 FT in a game: Brenton Williams (15), South Carolina, 3/1/14
Made 16 FT in a game: Dan Cross (16), Florida, 2/18/95
Made 17 FT in a game: John Mengelt (17), Auburn, 3/2/70
Made 18 FT in a game: Pete Maravich (18), LSU, 2/21/70
Made 19 FT in a game: Never
Attempted 10 FT in a game: Timmy Allen (12), Utah, 12/18/19
Attempted 15 FT in a game: J.J. Frazier (15), Georgia, 2/18/17
Attempted 20 FT in a game: Harding McCaleb (25), Louisville, 2/22/16
Attempted 25 FT in a game: Harding McCaleb (25), Louisville, 2/22/16
Attempted 26 FT in a game: Never

REBOUNDS

15 Rebs: Dedric Lawson (15), Kansas, 1/26/19
16 Rebs: Kennedy Meeks (17), North Carolina, 3/26/17
17 Rebs: Kennedy Meeks (17), North Carolina, 3/26/17
18 Rebs: Sean May (19), North Carolina, 12/4/04
19 Rebs: Sean May (19), North Carolina, 12/4/04
20 Rebs: Andrew DeClercq (20), Florida, 1/18/94
25 Rebs: Leon Douglas (25), Alabama, 1/20/75
30 Rebs: Kenneth Stanley (30), USC, 12/4/61
31 Rebs: Never
Two players had 10 rebounds: Desean Murray (11) and Anfernee McLemore (11), Auburn, 2/4/18
Three players had 10 rebounds: Craig Victor II (12), Tim Quarterman (10), Ben Simmons (10), LSU, 1/5/16

ASSISTS

10 assists: Tonny Trocha-Morelos (10), Texas A&M, 3/4/2017
11 assists: Dwyane Wade (11), Marquette, 3/29/03
12 assists: Edgar Padilla (12), UMass, 3/30/96
13 assists: Billy McCaffrey (14), Vanderbilt, 1/13/93
14 assists: Billy McCaffrey (14), Vanderbilt, 1/13/93
15 assists: Eric Richardson (15), Alabama, 2/4/84
16 assists: Never

BLOCKS

5 blocks: Akolda Manyang (5), Utah Valley, 11/10/17
6 blocks: Sagaba Konate (7), West Virginia, 1/27/18
7 blocks: Sagaba Konate (7), West Virginia, 1/27/18
8 blocks: Jarvis Varnado (10), Mississippi State, 1/15/08
9 blocks: Jarvis Varnado (10), Mississippi State, 1/15/08
10 blocks: Jarvis Varnado (10), Mississippi State, 1/15/08
11 blocks: Samaki Walker (11), Louisville, 1/1/95
12 blocks: Never

STEALS

5 steals: Ben Simmons (7), LSU, 3/5/16
6 steals: Ben Simmons (7), LSU, 3/5/16
7 steals: Ben Simmons (7), LSU, 3/5/16
8 steals: Never

TEAM

SCORING

Scored 90 or more points: 118, Duke, 11/6/18 (L, 118-84)
Scored 90 or more points (SEC game): 90, Georgia, 3/4/09 (L, 90-85)
Scored 100 or more points: 118, Duke, 11/6/18 (L, 118-84)
Scored 100 or more points (SEC game): 101, Arakansas, 2/10/93 (L, 101-94)
Scored 110 or more points: 118, Duke, 11/6/18 (L, 118-84)
Scored 110 or more points (SEC game): 110, Vanderbilt, 3/4/67 (L, 110-94)
Scored 120 or more points: 121, North Carolina, 12/27/89 (L, 121-110)
Scored 120 or more points (SEC game): Never
Scored 130 or more points: 150, Kansas, 12/9/89 (L, 150-95)
Scored 140 or more points: 150, Kansas, 12/9/89 (L, 150-95)
Scored 150 or more points: 150, Kansas, 12/9/89 (L, 150-95)
Scored 160 or more points: Never
Scored less than 50 points: 49, Eastern Kentucky, 11/8/19 (W, 91-49)
Scored less than 50 points (SEC game): 48, South Carolina, 2/5/19 (W, 76-48)
Scored less than 40 points: 39, West Virginia, 3/26/15 (W, 78-39)
Scored less than 40 points (SEC game): 37, Missouri, 1/13/15 (W, 86-37)
Scored less than 30 points: 28, Montana State, 11/23/14 (W, 86-28)
Scored less than 30 points (SEC game): 26, Georgia Tech, 1/28/46 (W, 86-37)
Scored less than 20 points: 18, Western Ontario, 12/10/49 (W, 90-21)
Scored less than 20 points (SEC game): 18, Alabama, 2/10/40 (W, 46-18)
Scored less than 10 points: 9, Tulane, 12/21/34 (W, 39-9)
Scored less than 10 points (SEC game): Never
Scored less than 5 points: Never

SHOOTING PERCENTAGES

Shot 70% from the field: Never
Shot 60% from the field: .640, Florida, 3/4/07
Shot 50% from the field: .500, Ohio State, 12/21/19
Shot 30% or less from the field: .250, Eastern Kentucky, 11/8/19 (16-64)
Shot 20% or less from the field: .197, Montana State, 11/23/14 (12-61)
Shot 10% or less from the field: Never (shooting percentages not recorded prior to 1947)

3-Pointers

Made 10 or more 3-pointer: 11, Utah Valley, 11/18/19
Made 15 or more 3-pointers: 19, VMI, 11/18/18
Made 20 or more 3-pointers: Never
Made zero 3-pointers: 0, Auburn, 1/19/13 (0-15)
Attempted 30 or more 3-pointers: 31, Utah Valley, 11/18/19

FREE THROWS

Shot 90% or better from FT line: 92.3 (12-13), Evansville, 11/12/19
Shot 100% from FT Line: 5-5, VMI, 11/18/18
Shot 50% or less from FT line: .450 (9-20), Louisville, 12/28/19
Attempted 40 FT: 47, Kansas, 1/30/16 (30-47)
Attempted five or less FT: 5, UAB, 11/29/19 (2-5)
Made 30 FT: 30, Tennessee, 2/2/16 (30-34)

REBOUNDS

Pulled down 50 rebounds: 54 (17-37), Florida, 2/4/17

RUPP ARENA

Year-by-Year Records

Season	W-L	Percentage
2019-20	9-1	.900
2018-19	17-1	.944
2017-18	16-2	.889
2016-17	15-2	.882
2015-16	17-0	1.000
2014-15	19-0	1.000
2013-14	16-2	.889
2012-13	16-2	.889
2011-12	18-0	1.000
2010-11	15-0	1.000
2009-10	18-0	1.000
2008-09	12-6	.667
2007-08	14-4	.778
2006-07	14-2	.875
2005-06	10-5	.667
2004-05	14-1	.933
2003-04	11-2	.846
2002-03	12-1	.923
2001-02	12-3	.800
2000-01	11-1	.917
1999-2000	14-0	1.000
1998-99	12-1	.923
1997-98	9-3	.750
1996-97	12-1	.923
1995-96	13-0	1.000
1994-95	12-1	.923
1993-94	13-1	.929
1992-93	16-0	1.000
1991-92	15-2	.882
1990-91	13-0	1.000
1989-90	13-2	.867
1988-89	8-6	.571
1987-88	14-2	.875
1986-87	13-2	.867
1985-86	18-0	1.000
1984-85	11-3	.786
1983-84	16-0	1.000
1982-83	14-1	.933
1981-82	15-1	.938
1980-81	15-0	1.000
1979-80	12-3	.800
1978-79	11-4	.733
1977-78	16-0	1.000
1976-77	12-2	.857
Total	**603-70**	**.896**

Top 10 Attendances of 19-20

No.	Att.	Opp.	Date	Result
1.	20,437	Louisville	12/28/19	W, 78-70
2.	20,396	Missouri	1/4/20	W, 71-59
3.	20,401	UAB	11/29/19	W, 69-58
4.	20,351	MSM	11/22/19	W, 82-62
5.	20,163	EKU	11/8/19	W, 91-49
6.	20,111	Georgia Tech	12/14/19	W, 67-53
7.	20,048	Lamar	11/22/19	W, 81-56
8.	19,101	Evansville	11/12/19	L, 67-64
9.	18,859	Utah Valley	11/18/19	W, 82-74

Rupp Arena Quick Facts

Year Opened:	1976
First Game:	Nov. 27, 1976
All-Time Record:	603-70 (89.6)
Record Under Calipari:	176-10 (94.6)
Capacity:	20,500
Record Crowd:	24,479 (1/20/10)
Longest Win Streak:	54 (11/9/10-12/1/12)
Current Win Streak:	8

Cats Rock at Rupp

The Wildcats are 603-70 (.896) in Rupp Arena. Among the most notable marks of dominance as the nation's toughest venue to play include:

- School record 54-game winning streak to begin the John Calipari era
- UK is 322-41 (.887) in regular-season SEC games in the building
- Kentucky set a new program home record of 19 wins in 2014-15
- UK has gone undefeated at home in five of Calipari's 11 seasons
- The Wildcats have a perfect mark in 13 of Rupp Arena's 44 seasons

UK Reaches 600 Wins at Rupp in Record Time

With a victory over Fairleigh Dickinson on Dec. 7, 2019 Kentucky reached the 600-win mark at Rupp Arena faster than any other program in NCAA Division I level history. UK needed just 670 games to reach win No. 600 in Rupp Arena.

It took UCLA, which previously owned the fastest pace to 600 wins, 689 games in Pauley Pavilion. Only one other team, Kansas, achieved win No. 600 in fewer than 700 games at its home venue. The Jayhawks reached the significant win in their 699th game.

Cal Owns Longest Win Streaks in Rupp

With UK's 2011-12 season-opening victory over Marist, UK head coach John Calipari recorded his 34th consecutive win in Rupp Arena as UK's head coach. It broke former UK head coach Rick Pitino's longest streak of 33 games in the venue.

The winning streak reached as long as 54 games. Calipari didn't suffer his first loss in Rupp Arena until losing to Baylor in his fourth season. The 54-game run, however, was his longest career winning streak. He also had the second-longest streak in the arena as the Cats won 42 straight from March 4, 2014 to Nov. 25, 2016.

Pack the House

Kentucky has led the nation in average home attendance in 20 of the last 24 seasons. That number includes a Rupp Arena record of 24,110 in John Calipari's first season (2009-10) as head coach.

- Kentucky averaged 21,695 fans during the 2018-19 season
- UK averaged 23,000-plus fans in seven of Calipari's first 10 seasons
- The Wildcats led the nation in average attendance in 2017-18

New Chairbacks, Fewer Seats

After receiving a $16 million upgrade over the 2014-15 and 2015-16 seasons that enhanced the fan experience with the likes of a new Daktronics center-hung scoreboard, ribbons boards, new corner video boards and a new audio system, Rupp Arena is undergoing an additional transformation as a part of UK's new leasing agreement with the Lexington Center.

Chair-back seating in the upper-level sideline was installed in sections 211-217 and 228-234 for the 2019-20 season. Club areas will be available to season ticket holders starting with the 2020-21 season.

The new seating reduced Rupp Arena's capacity to 20,500.

The Top-Ranked Team at Home

Kentucky has lost just four times at home as the Associated Press top-ranked team in the history of the program and just three times in Rupp Arena. Prior to the losses to Evansville (Nov. 12) and UCLA (Dec. 3, 2016), both by three, the other two losses came by just one point.

The Wildcats are 54-3 all-time as the AP No. 1 team in Rupp Arena since its opening in 1976. The first loss was to Auburn, 53-52, on Jan. 9, 1988.

Coach Cal in Rupp Arena

It's been downright difficult to beat the Wildcats in Rupp Arena during the John Calipari era. UK is 176-10 (.946) in Rupp Arena under Calipari.

- UK is 21-5 (.840) vs. ranked opponents in Rupp in the Calipari era
- The Wildcats are 155-5 (.969) vs. unranked teams in Rupp under Cal
- UK is 94-4 (.960) at home vs. nonconference foes under Calipari
- Calipari notched his 100th career win in Rupp Arena as UK's coach with the Wildcats' 110-75 rout of Auburn on Feb. 21, 2014. It took Calipari just 104 games to reach the century mark at home, the fastest of any UK coach

Cal Passes Hall for Rupp Record

With a 101-70 victory over Cleveland State on Nov. 23, 2016, John Calipari passed former UK head coach Joe B. Hall for wins in Rupp Arena history.

Calipari currently has 176 victories inside the historic venue. Hall won 122.

2019-20 Opponent Breakdown

Eastern Kentucky (Nov. 8)
All-time games in Rupp Arena: 11
UK record in Rupp vs. EKU: 11-0
Last time in Rupp Arena: UK, 91-49 (11/8/19)

Evansville (Nov. 12)
All-time games in Rupp Arena: 1
UK record in Rupp vs. UE: 0-1
Last time in Rupp Arena: UE, 67-64 (11/12/19)

Utah Valley (Nov. 18)
All-time games in Rupp Arena: 2
UK record in Rupp vs. UV: 2-0
Last time in Rupp Arena: UK, 82-74 (11/18/19)

Mount St. Mary's (Nov. 22)
All-time games in Rupp Arena: 1
UK record in Rupp vs. MSM: 1-0
Last time in Rupp Arena: UK, 82-62 (11/22/19)

Lamar (Nov. 24)
All-time games in Rupp Arena: 4
UK record in Rupp vs. LU: 4-0
Last time in Rupp Arena: UK, 81-56 (11/24/19)

UAB (Nov. 29)
All-time games in Rupp Arena: 2
UK record in Rupp vs. UAB: 2-0
Last time in Rupp Arena: UK, 69-58 (11/29/19)

Fairleigh Dickinson (Dec. 7)
All-time games in Rupp Arena: 1
UK record in Rupp vs. FDU: 1-0
Last time in Rupp Arena: UK, 83-52 (12/7/19)

Georgia Tech (Dec. 14)
All-time games in Rupp Arena: 4
UK record in Rupp vs. GT: 4-0
Last time in Rupp Arena: UK, 67-53 (12/14/19)

Louisville (Dec. 28)
All-time games in Rupp Arena: 20
UK record in Rupp vs. UofL: 16-4
Last time in Rupp Arena: UK, 78-70^{OT} (12/28/19)

Missouri (Jan. 4)
All-time games in Rupp Arena: 5
UK record in Rupp vs. MU: 5-0
Last time in Rupp Arena: UK, 71-59 (1/4/20)

Alabama (Jan. 11)
All-time games in Rupp Arena: 31
UK record in Rupp vs. UA: 26-5
Last time in Rupp Arena: UK, 81-71 (2/17/18)

Georgia (Jan. 21)
All-time games in Rupp Arena: 40
UK record in Rupp vs. UGA: 36-4
Last time in Rupp Arena: UK, 66-61 (12/31/17)

Vanderbilt (Jan. 29)
All-time games in Rupp Arena: 41
UK record in Rupp vs. VU: 39-2
Last time in Rupp Arena: UK, 56-47 (1/12/19)

Mississippi State (Feb. 4)
All-time games in Rupp Arena: 30
UK record in Rupp vs. MSU: 28-2
Last time in Rupp Arena: UK, 76-55 (1/22/19)

Ole Miss (Feb. 15)
All-time games in Rupp Arena: 31
UK record in Rupp vs. OM: 30-1
Last time in Rupp Arena: UK, 96-78 (2/28/18)

Florida (Feb. 22)
All-time games in Rupp Arena: 43
UK record in Rupp vs. UF: 35-8
Last time in Rupp Arena: UK, 66-57 (3/9/19)

Auburn (Feb. 29)
All-time games in Rupp Arena: 30
UK record in Rupp vs. AU: 28-2
Last time in Rupp Arena: UK, 80-53 (2/23/19)

Tennessee (March 3)
All-time games in Rupp Arena: 43
UK record in Rupp vs. UT: 38-5
Last time in Rupp Arena: UK, 86-69 (2/16/19)

COACH CALIPARI

UK vs. AP Ranked Foes Under Cal

In John Calipari Era (2009-Present)

61-32

vs. No. 3 Louisville	Dec. 28, 2019	W, 78-70^{OT}
vs. No. 5 Ohio State (Las Vegas)	Dec. 21, 2019	L, 71-65
vs. No. 1 Michigan State (New York)	Nov. 5, 2019	W, 69-62
vs. No. 14 Auburn (NCAAT)	March 31, 2019	L 77-71^{ot}
vs. No. 11 Houston (NCAAT)	March 29, 2019	W, 62-58
vs. No. 19 Wofford (NCAAT)	March 23, 2019	W, 62-56
vs. No. 8 Tennessee (SECT)	March 16, 2019	L, 82-78
at No. 7 Tennessee	March 2, 2019	L, 71-52
vs. No. 1 Tennessee	Feb. 16, 2019	W, 86-69
vs. No. 19 LSU	Feb. 13, 2019	L, 73-71
vs. No. 9 Kansas	Jan. 26, 2019	W, 71-63
vs. No. 22 Mississippi State	Jan. 22, 2019	W, 76-55
at No. 14 Auburn	Jan. 19, 2019	W, 82-80
vs. No. 9 North Carolina (Chicago)	Dec. 22, 2018	W, 80-72
vs. No. 4 Duke (Indianapolis)	Nov. 6, 2018	L, 118-84
vs. No. 13 Tennessee (SECT)	March 11, 2018	W, 77-72
at No. 10 Auburn	Feb. 14, 2018	L, 76-66
vs. No. 15 Tennessee	Feb. 6, 2018	L, 61-59
at No. 7 West Virginia	Jan. 27, 2018	W, 83-76
at No. 23 Tennessee	Jan. 6, 2018	L, 76-65
vs. No. 4 Kansas (Chicago)	Nov. 14, 2017	L, 65-61
vs. No. 6 North Carolina (NCAAT)	March 26, 2017	L, 75-73
vs. No. 8 UCLA (NCAA)	March 24, 2017	W, 86-75
vs. No. 19 Wichita State (NCAAT)	March 19, 2017	W, 65-62
vs. No. 13 Florida	Feb. 25, 2017	W, 76-66
at No. 24 Florida	Feb. 4, 2017	L, 88-66
vs. No. 2 Kansas	Jan. 28, 2017	L, 79-73
vs. No. 24 South Carolina	Jan. 21, 2017	W, 85-69
at No. 10 Louisville	Dec. 21, 2016	L, 73-70
vs. No. 7 North Carolina (Las Vegas)	Dec. 17, 2016	W, 103-100
vs. No. 11 UCLA	Dec. 3, 2016	L, 97-92
vs. No. 13 Michigan State (New York)	Nov. 15, 2016	W, 69-48
vs. No. 14 Indiana (NCAAT)	March 19, 2016	L, 73-67
vs. No. 17 Texas A&M (SECT)	March 13, 2016	W, 82-77
at No. 4 Kansas	Jan. 30, 2016	L, 90-84
vs. No. 16 Louisville	Dec. 27, 2015	W, 75-73
vs. No. 5 Duke (Chicago)	Nov. 17, 2015	W, 74-63
vs. No. 3 Wisconsin (NCAAT)	April 4, 2015	L, 71-64
vs. No. 8 Notre Dame (NCAAT)	March 28, 2015	W, 68-66
vs. No. 20 West Virginia (NCAAT)	March 26, 2015	W, 78-39
vs. No. 21 Arkansas (SECT)	March 15, 2015	W, 78-63
vs. No. 18 Arkansas	Feb. 28, 2015	W, 84-67
at No. 4 Louisville	Dec. 27, 2014	W, 58-50
vs. No. 21 North Carolina	Dec. 13, 2014	W, 84-70
vs. No. 6 Texas	Dec. 5, 2014	W, 63-51
vs. No. 5 Kansas (Indianapolis)	Nov. 18, 2014	W, 72-40
vs. No. 18 UConn (NCAAT)	April 7, 2014	L, 60-54
vs. No. 12 Wisconsin (NCAAT)	April 5, 2014	W, 74-73
vs. No. 7 Michigan (NCAAT)	March 30, 3014	W, 75-72
vs. No. 5 Louisville (NCAAT)	March 28, 2014	W, 74-69
vs. No. 2 Wichita State (NCAAT)	March 23, 2014	W, 78-76
vs. No. 1 Florida (SECT)	March 16, 2014	L, 61-60
at No. 1 Florida	March 8, 2014	L, 84-65
vs. No. 3 Florida	Feb. 15, 2014	L, 69-59
vs. No. 4 Louisville	Dec. 28, 2013	W, 73-66
at No. 18 North Carolina	Dec. 14, 2013	L, 82-77
vs. No. 20 Baylor (Dallas)	Dec. 6, 2013	L, 67-62
vs. No. 2 Michigan St. (Chicago)	Nov. 12, 2013	L, 78-74
vs. No. 11 Florida	March 9, 2013	W, 61-57
at No. 7 Florida	Feb. 12, 2013	L, 69-52
at No. 16 Ole Miss	Jan. 29, 2013	W, 87-74
at No. 4 Louisville	Dec. 29, 2012	L, 80-77
vs. No. 9 Duke (Atlanta)	Nov. 13, 2012	L, 75-68
vs. No. 6 Kansas (NCAAT)	April 2, 2012	W, 67-59
vs. No. 17 Louisville (NCAAT)	March 31, 2012	W, 69-61
vs. No. 9 Baylor (NCAAT)	March 25, 2012	W, 82-70
vs. No. 16 Indiana (NCAAT)	March 23, 2012	W, 87-71
vs. No. 22 Florida (SECT)	March 10, 2012	W, 74-71
at No. 16 Florida	March 4, 2012	W, 74-59
vs. No. 8 Florida	Feb. 7, 2012	W, 78-58
vs. No. 4 Louisville	Dec. 31, 2011	W, 69-62
vs. No. 5 North Carolina	Dec. 3, 2011	W, 73-72
vs. No. 12 Kansas (New York)	Nov. 15, 2011	W, 75-65
vs. No. 9 UConn (NCAAT)	April 2, 2011	L, 56-55
vs. No. 7 North Carolina (NCAAT)	March 27, 2011	W, 76-69
vs. No. 1 Ohio State (NCAAT)	March 25, 2011	W, 62-60
vs. No. 22 West Virginia (NCAAT)	March 19, 2011	W, 71-63
vs. No. 12 Florida (SECT)	March 13, 2011	W, 70-54
vs. No. 21 Vanderbilt	March 1, 2011	W, 68-66
vs. No. 13 Florida	Feb. 26, 2011	W, 76-68
at No. 21 Vanderbilt	Feb. 12, 2011	L, 81-77
at No. 22 Louisville	Dec. 31, 2010	W, 78-63
vs. No. 23 Notre Dame (Louisville)	Dec. 8, 2010	W, 72-58
vs. No. 13 Washington (Maui)	Nov. 23, 2010	W, 74-67
vs. No. 6 West Virginia (NCAAT)	March 27, 2010	L, 73-66
vs. No. 15 Tennessee (SECT)	March 13, 2010	W, 74-45
at No. 19 Tennessee	Feb. 27, 2010	L, 74-65
at No. 17 Vanderbilt	Feb. 20, 2010	W, 58-56
vs. No. 12 Tennessee	Feb. 13, 2010	W, 73-62
vs. No. 25 Ole Miss	Feb. 2, 2010	W, 85-75
vs. No. 21 Vanderbilt	Jan. 30, 2010	W, 85-72
vs. No. 14 UConn (New York)	Dec. 9, 2009	W, 64-61
vs. No. 10 North Carolina	Dec. 5, 2009	W, 68-66

Calipari's Record at UK ...

vs. No. 1	3-2
vs. Top 3	5-6
vs. Top 5	12-11
vs. Top 10	25-20
vs. Top 15	39-24
vs. Top 20	50-29
vs. Top 25	61-32
Home	21-5
Away	7-12
Neutral	33-15
SEC Tourney	5-2
NCAA Tourney	17-7

Second Tour: Calipari, UK Agree to New Long-Term Contract

John Calipari, who owns more wins, more NCAA Tournament wins, more Final Four appearances, more Elite Eight berths and more Sweet 16 showings than any other coach since his arrival at Kentucky, signed a new long-term contract with the school in June that offers the opportunity to end his career in Lexington.

The new deal, with total guaranteed compensation – which includes base salary and media/endorsement payments – is valued at $86 million over the lifetime of the contract. With a base salary of $400,000 per season from the university, Calipari will make $8 million in total compensation over the next two seasons with increases starting in 2021-22 ($8.5 million per year for four seasons) and 2025-26 ($9 million per year for four seasons).

The only incentive included in Calipari's new contract remains the performance of the men's basketball team in the Academic Progress Rate, a metric created by the NCAA to measure academic eligibility, retention and graduation. The bonus will remain unchanged at $50,000 from the previous contract for meeting the threshold of 975. The men's basketball team has earned an NCAA award in five straight seasons for finishing among the top 10% of Division I men's basketball schools.

Calipari's new contract will no longer include a retention bonus. Beginning with the sixth contract year of the agreed upon terms, Calipari has the option to step down as the head coach and become special assistant to the athletics director/university representative. He would receive $950,000 in annual compensation for the position.

Calipari is calling the start of his second decade at Kentucky his "second tour" after unprecedented success in his first decade. His goal is for the program to build on that success and do even bigger things on the second tour. First, let's take a look back at his first one ...

A Decorated Decade

Through 10 years at Kentucky (entering 2019-20), John Calipari's time in Lexington has been every bit as successful -- and more -- as fans hoped when he agreed to become the head coach at Kentucky back in the spring of 2009.

By just about every measure, he's the most successful coach in college basketball during the last decade. Among schools who have been to at least two Elite Eights and a Final Four since 2009-10, Calipari ranks:

- First in wins (315), through games on Jan. 4
- First in NCAA Tournament wins (31)
- Fourth in NCAA titles (one)
- First in Final Four appearances (four)
- First in Elite Eight appearances (seven
- First in Sweet 16 appearances (eight
- Third in regular-season conference titles (five)
- Second in league tournament titles (six)

Moving Up the Kentucky Career Wins List

With an 80-53 victory vs. Auburn on Feb. 23, 2019, John Calipari moved past Joe B. Hall for the second-most wins in program history. Calipari trails only the legendary Adolph Rupp (876 wins) for the most wins at UK and earned win No. 300 at Ole Miss on March 5, 2019.

When Calipari tied Hall with his 297th win at Missouri on Feb. 19, 2019, he did so 32 games faster than Hall and just two games slower than Rupp.

Although he's still climbing the charts, he's doing it nearly as fast as anyone else in NCAA history. With the win over Ole Miss, Calipari became the fourth-fastest coach to 300 wins (369 games) at one program in NCAA history. Only Bill Self (358 games at Kansas), Claire Bee (359 games at Long Island) and Rupp (366 at UK) got there faster.

Calipari passed Tubby Smith on Dec. 1 for the third-most coached games at UK. Smith's 10-year career with the Wildcats ended with his 346th game. Calipari and UK's win over UNC Greensboro on Dec. 1, 2018 marked the 347th career game he's been at the helm. Rupp is obviously first in games coached with a 42-year tenure spanning 1,066 career games.

First-Ballot Hall of Famer

Kentucky men's basketball coach John Calipari joined basketball's fraternity of legends in September 2015 after being elected to the Naismith Memorial Basketball Hall of Fame on the first ballot.

Calipari joined an elite group of basketball players and coaches in the Naismith Hall of Fame, considered to be one of the ultimate honors in the sport. The Class of 2015 included Calipari, Dick Bevetta, Wildcat Louie Dampier, Lindsay Gaze, Tom Heinsohn, John Isaacs, Spencer Haywood, Lisa Leslie, Dikembe Mutombo, George Raveling and JoJo White.

700 Victories and Counting

With Kentucky's win over UIC on Nov. 26, 2017, John Calipari reached 700 on-court wins. At the time he was one of just 41 coaches, regardless of NCAA level of classification, to reach that barrier. Only 29 coaches have done it with at least 10 seasons at the Division I level.

Calipari became the fourth-fastest coach to 700 on-court wins ever. Only Adolph Rupp (836 games), Jerry Tarkanian (876 games) and Roy Williams (879 games) did it faster.

Calipari is currently the only coach in NCAA history with at least 189 victories at three different schools.

ON PACE WITH THE BARON OF THE BLUEGRASS

- Legendary coach Adolph Rupp won 876 career games while he was the coach of UK. He also led Kentucky to four NCAA titles during his 41-year tenure.
- John Calipari is just behind pace with Rupp to begin his career at UK in total victories. Calipari (.810) is slightly behind Rupp (.822) in total UK career winning percentage.

Coach	Games	Record	Next Game (390th Game)
Adolph Rupp	389	321-68	def. Tulsa 71-22 (Dec. 6, 1947)
John Calipari	389	315-74	at Georgia (Jan. 4, 2019)
Joe B. Hall	389	293-96	def. Florida 76-68 (Feb. 20, 1985)

UK vs. AP Ranked Foes Under Cal

Record as AP Top-Ranked Coach Since 2009-10

Coach	Schools	Records
1. John Calipari	Kentucky	69-8
2. Mike Krzyzewski	Duke	53-11
3. Bill Self	Kansas	42-9
4. Jay Wright	Villanova	28-6
5. Mark Few	Gonzaga	19-4
6. Jim Boeheim	Syracuse	15-4
7. Tom Crean	Indiana	14-3
8. Thad Matta	Ohio State	13-2
9. Sean Miller	Arizona	12-1
10. Tom Izzo	Michigan State	12-4

Record as AP Top-Ranked Coach Active

Coach	Schools	Records
1. Mike Krzyzewski	Duke	219-35
2. John Calipari	UK, Memphis, UMass	110-13
3. Roy Williams	UNC, Kansas	95-18
4. Bill Self	Kansas	44-10
5. Bruce Weber	Illinois	30-2
6. Jay Wright	Villanova	28-6
7. Jim Boeheim	Syracuse	24-5
8. Bob Huggins	Cincinnati	20-4
9. Mark Few	Gonzaga	19-4
10. Tom Izzo	Indiana	15-5

through games on Jan. 4

All-Time Calipari Draft Picks

Player (School)	Round	Year (Overall)
Bam Adebayo (UK)	First	2017 (14)
Eric Bledsoe (UK)	First	2010 (18)
Devin Booker (UK)	First	2015 (13)
Antonio Burks (MEM)	Second	2004 (36)
Marcus Camby (UMASS)	First	1996 (2)
Rodney Carney (MEM)	First	2006 (16)
DeMarcus Cousins (UK)	First	2010 (5)
Willie Cauley-Stein (UK)	First	2015 (6)
Anthony Davis (UK)	First	2012 (1)
Hamidou Diallo (UK)	Second	2018 (45)
Joey Dorsey (MEM)	Second	2008 (33)
C. Douglas-Roberts (MEM)	Second	2008 (40)
Robert Dozier (MEM)	Second	2009 (60)
Tyreke Evans (MEM)	First	2009 (4)
De'Aaron Fox (UK)	First	2017 (5)
S. Gilgeous-Alexander (UK)	First	2018 (11)
Archie Goodwin (UK)	First	2013 (29)
Josh Harrellson (UK)	Second	2011 (45)
Andrew Harrison (UK)	Second	2015 (44)
Tyler Herro (UK)	First	2019 (13)
Dakari Johnson (UK)	Second	2015 (48)
Keldon Johnson (UK)	First	2019 (29)
Terrence Jones (UK)	First	2012 (18)
Enes Kanter (UK)	First	2011 (3)
Michael Kidd-Gilchrist (UK)	First	2012 (2)
Brandon Knight (UK)	First	2011 (8)
Kevin Knox (UK)	First	2018 (9)
Skal Labissière (UK)	First	2016 (28)
Doron Lamb (UK)	Second	2012 (42)
DeAndre Liggins (UK)	Second	2011 (53)
Trey Lyles (UK)	First	2015 (12)
Darius Miller (UK)	Second	2012 (46)
Malik Monk (UK)	First	2017 (11
Jamal Murray (UK)	First	2016 (7)
Nerlens Noel (UK)	First	2013 (6)
Daniel Orton (UK)	First	2010 (29)
Patrick Patterson (UK)	First	2010 (14)
Julius Randle (UK)	First	2014 (7)
Lou Roe (UMass)	Second	1995 (30)
Derrick Rose (MEM)	First	2008 (1)
Marquis Teague (UK)	First	2012 (29)
Karl-Anthony Towns (UK)	First	2015 (1)
Tyler Ulis (UK)	Second	2016 (34)
Jarred Vanderbilt (UK)	Second	2018 (41)
Dajuan Wagner (MEM)	First	2002 (6)
John Wall (UK)	First	2010 (1)
PJ Washington (UK)	First	2019 (12)
Shawne Williams (MEM)	First	2006 (17)
James Young (UK)	First	2014 (17)

Calipari Unrivaled in Conference

John Calipari has won 15 league regular-season championships (including five Southeastern Conference titles) seven more than the next-closest coach in the SEC (Bruce Pearl has eight). Calipari has won six SEC Tournament championships in 10 seasons at Kentucky and owns 15 conference tournament titles in his career, 11 more than his closest competitors (Ben Howland, Kermit Davis).

He's tallied a 345-104 (.768) all-time record within conference play as a head coach and owns a 137-38 (.783) record since joining the SEC. Entering the 2019-20 season, his 136 total conference wins were the second most among Division I coaches since 1996-97 over their first 10 seasons with a program, while his winning percentage ranked third. Only Adolph Rupp (.833) had a better winning percentage through his first 10 seasons in league play in Kentucky's history.

Although he's been publicly outspoken against conference tournaments -- only because he doesn't favor playing three or more games on consecutive days to win the tournament -- his teams have gotten up for them. Calipari's teams at UMass, Memphis and Kentucky have been to 19 conference championship games in his 27-year career, winning a remarkable 15 of them. Calipari is 57-12 (.826) all-time in conference tournaments, including 23-4 (.852) at UK.

Calipari in Elite Company with Conference Championships

Kentucky men's basketball coach John Calipari added another first to his Hall of Fame career in 2017.

When Kentucky clinched at least a share of the 2017 Southeastern Conference championship by beating Vanderbilt on Feb. 28, 2017, he made history as a head coach. Calipari became the first NCAA Division I coach to lead three different programs (UMass, Memphis, Kentucky) to five on-court regular-season league titles five different times. He won the Atlantic 10 at the helm of UMass in 1992, 93, 94, 95 and 96. Memphis claimed the Conference USA crown in 2004, 06, 07, 08 and 09. Kentucky has captured the SEC five times in 2010, 12, 15, 16 and 17.

Perhaps more impressive is that Calipari has 30 combined regular-season and tournament championships after the 2018 SEC Tournament title. That trails only Mark Few of Gonzaga (33 titles with the West Coast Conference regular-season title in 2019) among all active coaches. All-time, Calipari trails only the great Adolph Rupp (41) and Few.

UK Collegiate Awards Under Calipari

All-America Honors

DeMarcus Cousins (2010)
AP (1), NABC (2), USBWA (2), SN (2)

John Wall (2010)
AP (1), NABC (2), USBWA (2), SN (2)

Anthony Davis (2012)
AP (1), NABC (2), USBWA (2), SN (2)

Michael Kidd-Gilchrist (2012) *AP (3), USBWA (2), NABC (3), SN (2)*

Julius Randle (2014)
NABC (3)

Willie Cauley-Stein (2015)
NABC (1), USBWA (1), SN (1)

Karl-Anthony Towns (2015) *SN (3)*

Tyler Ulis (2016)
AP (1), SN (1), USBWA (2), NABC (2)

Malik Monk (2017)
SN (2), USBWA (2), NABC (2), AP (2)

PJ Washington (2019)
SN (3), USBWA (3), NABC (3), AP (3)

SEC Player of the Year

John Wall	2010 (Coaches/AP)
Anthony Davis	2012 (Coaches/AP)
Tyler Ulis	2016 (Coaches/AP)
Malik Monk	2017 (AP)

SEC Defensive Player of the Year

Anthony Davis	2012 (Coaches)
Nerlens Noel	2013 (Coaches)
Willie Cauley-Stein	2015 (Coaches)
Tyler Ulis	2016 (Coaches)
Ashton Hagans (shared)	2019 (Coaches)

SEC Freshman(Coaches)/Newcomer (AP) of the Year

DeMarcus Cousins	2010 (Coaches)
John Wall	2010 (AP)
Terrence Jones	2011 (Coaches/AP)
Anthony Davis	2012 (Coaches/AP)
Nerlens Noel	2013 (Coaches/AP)
Julius Randle	2014 (Coaches/AP)
Karl-Anthony Towns	2015 (Coaches/AP)
Malik Monk	2017 (Coaches/AP)
Kevin Knox	2018 (Coaches)
Keldon Johnson	2019 (Coaches)
Tyler Herro	2019 (AP)

SEC Sixth Man of the Year

Darius Miller	2012 (Coaches)
Kyle Wiltjer	2013 (Coaches)
Devin Booker	2015 (Coaches)

CoSIDA Academic All-America

Alex Poythress (2nd)	2016

All-SEC

D. Cousins (2010)	1st (Coaches/AP)
Patrick Patterson (2010)	1st (Coaches)/2nd (AP)
John Wall (2010)	1st (Coaches/AP)
Terrence Jones (2011)	1st (Coaches/AP)
Brandon Knight (2011)	1st (Coaches)/2nd (AP)
Anthony Davis (2012)	1st (Coaches/AP)
M. Kidd-Gilchrist (2012)	1st (Coaches/AP)
Terrence Jones (2012)	2nd (Coaches/AP)
Doron Lamb (2012)	2nd (Coaches)
Nerlens Noel (2013)	1st (Coaches/AP)
Julius Randle (2014)	1st (Coaches/AP)
James Young (2014)	2nd (Coaches)
Devin Booker (2015)	2nd (Coaches)
Willie Cauley-Stein (2015)	1st (Coaches/AP)
Aaron Harrison (2015)	2nd (Coaches/AP)
Karl Towns (2015)	1st (Coaches/AP)
Tyler Ulis (2016)	1st (Coaches/AP)
Jamal Murray (2016)	1st (Coaches/AP)
Malik Monk (2017)	1st (Coaches/AP)
De'Aaron Fox (2017)	1st (Coaches/AP)
Bam Adebayo (2017)	2nd (Coaches/AP)
Kevin Knox (2018)	1st (Coaches)
Shai G.-Alexander (2018)	2nd (Coaches)
PJ Washington (2019)	1st (Coaches/AP)
Tyler Herro (2019)	2nd (Coaches)
Keldon Johnson (2019)	2nd (Coaches)

All-SEC Defensive Team

Patrick Patterson	2010
DeAndre Liggins	2011
Anthony Davis	2012
Michael Kidd-Gilchrist	2012
Nerlens Noel	2013
Willie Cauley-Stein	2013
Willie Cauley-Stein	2015
Tyler Ulis	2016
Ashton Hagans	2019

Coaches' All-SEC Freshman Team

Eric Bledsoe	2010
DeMarcus Cousins	2010
John Wall	2010
Brandon Knight	2011
Terrence Jones	2011
Doron Lamb	2011
Anthony Davis	2012
Michael Kidd-Gilchrist	2012
Willie Cauley-Stein	2013
Archie Goodwin	2013
Nerlens Noel	2013
Alex Poythress	2013
Julius Randle	2014
James Young	2014
Devin Booker	2015
Trey Lyles	2015
Karl-Anthony Towns	2015
Tyler Ulis	2015
Jamal Murray	2016
Malik Monk	2017
De'Aaron Fox	2017
Bam Adebayo	2017
Kevin Knox	2018
Shai Gilgeous-Alexander	2018
Tyler Herro	2019
Keldon Johnson	2019

NCAA Final Four Team

Anthony Davis (MVP)	2012
Michael Kidd-Gilchrist	2012
Doron Lamb	2012
Julius Randle	2014
James Young	2014

NCAA All-Regional

DeMarcus Cousins	2010
John Wall	2010
Josh Harrellson	2011
Brandon Knight (MVP)	2011
DeAndre Liggins	2011
M. Kidd-Gilchrist (MVP)	2012
Anthony Davis	2012
Doron Lamb	2012
Aaron Harrison	2014
Marcus Lee	2014
Julius Randle (MVP)	2014
Willie Cauley-Stein	2015
Andrew Harrison	2015
Karl Towns (MVP)	2015
De'Aaron Fox	2017
Isaac Humphries	2017
Tyler Herro	2019
PJ Washington	2019

SEC All-Tournament Team

John Wall	2010
Eric Bledsoe	2010
DeMarcus Cousins	2010
Darius Miller	2011
Brandon Knight	2011
Josh Harrellson	2011
Anthony Davis	2012
Terrence Jones	2012
Aaron Harrison	2014
Julius Randle	2014
Willie Cauley-Stein	2015
Aaron Harrison	2015
Andrew Harrison	2015
Jamal Murray	2016
Tyler Ulis	2016
Bam Adebayo	2017
De'Aaron Fox	2017
Dominique Hawkins	2017
Wenyen Gabriel	2018
Shai Gilgeous-Alexander	2018
Kevin Knox	2018

SEC Tournament MVP

John Wall	2010
Darius Miller	2011
Willie Cauley-Stein	2015
Tyler Ulis	2016
De'Aaron Fox	2017
Shai Gilgeous-Alexander	2018

COACH CALIPARI

30 is the new 20

With a 71-67 win over Mississippi State on Feb. 9, 2019, John Calipari achieved another feat in his decorated coaching career. With his 20th victory in 2019, he secured his 25th consecutive on-court 20-win season. He leads all active coaches with that streak, ahead of Mike Krzyzewski (23) and Bill Self (21).

With a Sweet 16 win over Houston in the 2019 NCAA Tournament, Calipari and the Cats clinched a 30-win season for the fifth time as UK's head coach. Calipari has 11 seasons with 30 or more on-court wins. Only Krzyzewski (15) and Roy Williams (12) have more 30-win seasons as an active head coach. Calipari is the first coach in NCAA Division I history to record five straight on-court 30-win seasons, notching 30 wins in consecutive seasons from 2005-06 to 2009-10.

There's No Place Like Home

Since his 1991-92 season at UMass, John Calipari-coached teams have posted a 386-32 (.923) record at home. At UK, Coach Cal is 176-10 (.946) in Rupp Arena.

In five of Calipari's 11 seasons at Kentucky, the Wildcats have posted an undefeated record at home, including a school-record 19-0 mark during the 2014-15 season.

Calipari owns both of UK's longest winning streaks in the arena. He began his career at UK with a 54-game winning streak at Rupp Arena. It was the longest winning streak since the arena opened in 1976. With a win over Georgia on Feb. 9, 2016, he secured the second-longest streak in the storied building at 34 games (which ended at 42).

	Coach	Streak (Yrs)
1.	***John Calipari***	***54 (2010-13)***
2.	***John Calipari***	***42 (2014-17)***
3.	Rick Pitino	33 (1992-94)
4.	Joe B. Hall	30 (1981-82)
5.	Rick Pitino	27 (1995-97)

Life Away From Home Isn't So Bad Either

As good as John Calipari's team's have been at home, they're pretty good in hostile environments on the road. Dating back to the 2005-06 season, Calipari has recorded a 100-45 (.690) record on the road. At neutral-site venues, Kentucky is 78-23 (.772) all-time under Calipari.

Calipari at No. 1

John Calipari is one of just two coaches (Frank McGuire) to lead three programs to a No. 1 ranking.

Calipari has led seven of his 11 UK teams to the No. 1 ranking and eight of his last 13 teams to the top (he's done it 10 times overall). When Coach Cal's teams are at the top, they're difficult to knock off:

- Calipari is 110-13 (.894) as the top-ranked Associated Press Top 25 coach in the country
- He's 69-8 (.896) when his team is atop the AP Top 25 as UK's head coach
- Calipari tallied a 32-4 mark at UMass at No. 1 and he was 9-1 at Memphis
- He (110) trails only Duke's Mike Krzyzewski (219) in active coaches with victories at No. 1
- Calipari has coached 123 career games as a No. 1 team, fourth most in NCAA history, trailing Krzyzewski (254), John Wooden (228) and Adolph Rupp (127)
- Among coaches who have owned a No. 1 ranking in at least 119 games, Calipari's winning percentage of .894 trails only Wooden (.952) and is ahead of active coach Krzyzewski (.862)
- Calipari is 6-4 vs. the AP top-ranked team in the land, including 3-2 at Kentucky after defeating Michigan State on Nov. 5
- According to ESPN, his .600 winning percentage against the No. 1 ranked team is the best for any head coach

The Success Rate

John Calipari has graduated 100% of the players (20 of 20) who have been eligible to receive their diploma by the end of their senior years and exhausted their athletic eligibility. Of that group, Brad Calipari, Patrick Patterson, Jarrod Polson and Alex Poythress completed their degrees in three years.

In the NCAA's Academic Progress Rate, which measures eligibility, retention and graduation, Kentucky has posted a single-year Academic Progress Rate of 977 or higher in every season under Calipari, including a perfect 1,000 in the last six single-year reports. UK's four-year composite score in the most recent report, which was released in May 2019, was a 1,000, earning the team an NCAA academic award for the fifth year in a row for finishing in the top 10% of Division I men's basketball programs.

Dream Maker

As someone who prides himself on helping young men reach their dreams, John Calipari has helped 49 players earn selection in the NBA Draft during his college coaching career, including 38 in his first 10 seasons at Kentucky, more than any other coach.

- Four No. 1 overall selections (Derrick Rose, John Wall, Anthony Davis and Karl-Anthony Towns) during the nine drafts from 2008 to 2016. No other coach has more than three No. 1 picks
- In 2010, five of his UK players were selected in the first round for the first time in NBA history
- His six players in the 2012 and 2015 NBA drafts are the most in the two-round era
- Churned out 38 NBA Draft picks, 29 first-rounders, three No. 1 overall selections, seven top-five picks and 21 lottery picks at Kentucky
- Of the 60 players who have finished their college careers at Kentucky under Calipari, 38 have been selected in the NBA Draft, a 63.3% success rate. Another five of those made the NBA, and the majority of the rest were walk-ons
- Of the 27 players at UK who have declared for the NBA Draft after their freshman seasons, 25 have been first-round picks. All 27 have played a game in the NBA. He is 29 for 31 in that regard when including his players from Memphis
- Only coach to produce the top two picks in the same draft (2012 - Anthony Davis and Michael Kidd-Gilchrist)
- Produced a top-10 pick in 12 straight drafts since 2008, the only school to do so during that time period

Recruiting Trail

The Wildcats have signed more top-25 players under John Calipari's leadership than any other school. Nearly a quarter of all Rivals' top-10 prospects nationally over the past 11 classes have signed with Coach Cal and the Cats. The following list does not include transfers (freshman signees only).

Player (Year)	ESPN	Rivals	247	MCD	JB
Devin Askew ('20)	24	22	27		
BJ Boston ('20)	12	17	16		
Terrence Clarke ('20)	7	4	4		
Cam'Ron Fletcher ('20)	47	41	46		
Isaiah Jackson ('20)	27	24	32		
Lance Ware ('20)	45	33	35		
Dontaie Allen ('19)	NR	68	98		
Keion Brooks Jr. ('19)	36	29	14		Y
Brennan Canada ('19)	NR@	NR@	NR@		
Johnny Juzang ('19)	30	34	31		
Tyrese Maxey ('19)	13	10	10	Y	Y
Kahlil Whitney ('19)	12	14	11	Y	Y
Ashton Hagans ('18)	20	13	12		
Tyler Herro ('18)	30	36	38		Y
Keldon Johnson ('18)	7	15	18	Y	Y
EJ Montgomery ('18)	14	11	6	Y	
Zan Payne ('18)	NR	NR	NR		
Immanuel Quickley ('18)	25	22	19	Y	
Jemarl Baker Jr. ('17)	66	82	90		
Hamidou Diallo ('17)	11~	10~	11		
Shai Gilgeous-Alexander ('17)	35	34	20		
Quade Green ('17)	24	22	33	Y	Y
Kevin Knox (17)	10	10	18	Y	Y
Nick Richards ('17)	17	17	15	Y	Y
Jarred Vanderbilt ('17)	19	14	12	Y	Y
PJ Washington ('17)	12	15	9	Y	Y
Bam Adebayo ('16)	5	7	12	Y	Y
Brad Calipari ('16)	NR	NR	NR		
De'Aaron Fox ('16)	6	6	6	Y	Y
Wenyen Gabriel ('16)	14	13	14		Y
Sacha Killeya-Jones ('16)	24	24	25	Y	
Malik Monk ('16)	9	9	10	Y	Y
Tai Wynyard ('16)	NR	NR	NR		
Isaiah Briscoe ('15)	13	10	16	Y	Y
Jonny David ('15)	NR@	NR@	NR@		
Isaac Humphries ('15)	49	NR^	62		
Skal Labissière ('15)	2	1	2		Y
Charles Matthews ('15)	42	48	74		Y
Jamal Murray ('15)	NA^	9	10		
Devin Booker ('14)	18	29	22	Y	Y
Trey Lyles ('14)	6	13	17	Y	Y
Karl-Anthony Towns ('14)	9	5	2	Y	Y
Tyler Ulis ('14)	25	21	20	Y	Y
EJ Floreal ('13)	NR@	NR@	NR@		
Aaron Harrison ('13)	9	7	5	Y	Y
Andrew Harrison ('13)	5	5	3	Y	Y
Dominique Hawkins ('13)	NR	NR	151		
Dakari Johnson ('13)	7	9	8	Y	Y
Marcus Lee ('13)	25	19	14	Y	Y
Julius Randle ('13)	3	2	2	Y	Y
Derek Willis ('13)	NR	115	58		
James Young ('13)	8	11	10	Y	Y
Archie Goodwin ('12)	15	14	18	Y	Y
Willie Cauley-Stein ('12)	40	40	47		
Nerlens Noel ('12)	1	2	1		Y
Alex Poythress ('12)	13	8	7	Y	Y
Anthony Davis ('11)	1	2	1	Y	Y
Michael Kidd-Gilchrist ('11)	4	3	2	Y	Y
Sam Malone ('11)	NR@	NR@	NR@		
Brian Long ('11)	NR@	NR@	NR@		
Marquis Teague ('11)	8	5	6	Y	Y
Kyle Wiltjer ('11)	19	22	21	Y	Y
Terrence Jones ('10)	9	13	8*	Y	Y
Enes Kanter ('10)	25	3	3*		
Brandon Knight ('10)	4	6	6*	Y	Y
Doron Lamb ('10)	29	21	28*	Y	Y
Jarrod Polson ('10)	NR@	NR@	NR*@		
Stacey Poole, Jr. ('10)	51	33	67*		
Eric Bledsoe ('09)	NR	23	37*		
DeMarcus Cousins ('09)	4	2	3*	Y	Y
Jon Hood ('09)	92	40	46*		
Daniel Orton ('09)	13	22	17*		Y
John Wall ('09)	5	1	2*		Y
Top-10 Players	**22**	**24**	**23**		
Top-25 Players	**45**	**48**	**46**		
Top-50 Players	**56**	**59**	**57**		
McDonald's All-Americans				**35**	
Jordan Brand Classic All-Americans					**40**

* Scout.com ranking | ~ final ranking in the 2017 class before early enrollment | ^ reclassified after final rankings were released @ originally joined team as walk-on

COACH CALIPARI

Developing Talent

John Calipari hasn't just signed the best talent in the country while he's been at Kentucky; he's been the best at developing that talent and getting it ready for the next level.

Of the 35 top-25 Rivals.com players Kentucky has signed and have completed their college eligibility at UK, 31 were drafted and 25 were selected in the first round. But that's only half the story. Calipari's players don't just make it to the pros; they're better prepared than anyone else. The proof is in the numbers.

Over the course of his career, Calipari's 50-plus NBA pros have amassed more than $2.26 billion in NBA contracts, which doesn't include endorsement deals and overseas contracts. Of his UK players in the NBA, they've earned just shy of $1.9 billion in guaranteed contracts.

There's more: Of UK's 21 lottery picks in the Calipari era, 14 have earned second contracts in the NBA with seven of them cashing in on max contracts. Of the seven who haven't earned contracts, all have been drafted in the last three years and are still on their rookie deal. Over the last 10 years, there have been 22 lottery picks who earned max contracts in the NBA. Seven of them attended Kentucky.

Double-Digit Win Streaks

John Calipari's teams have posted 19 streaks of 10 or more wins at Kentucky, Memphis and UMass, including seven at UK.

They have won 15 or more straight games nine times, 20 or more six times, 25 or more five times, and 30 or more one time. Of course, the most famous streak was the 38-0 start during the 2014-15 season.

1. 38 Kentucky, 2014-15
2. 27 Memphis, 2008-09
T3. 26 Memphis, 2007-08
T3. 26 UMass, 1995-96
5. 25 Memphis, 2006-07
6. 24 Kentucky, 2011-12
7. 19 Kentucky, 2009-10
8. 16 UMass, 1994-95
9. 15 Memphis, 2005-06
T10. 14 Kentucky, 2016-17
T10. 14 UMass, 1991-92
T12. 12 Memphis, 2007-08
T12. 12 Memphis, 2002-03
T12. 12 UMass, 1992-93
15. 11 Memphis, 2003-04
T16. 10 Kentucky, 2018-19
T16. 10 Kentucky, 2010-11
T16. 10 Memphis, 2001-02
T16. 10 UMass, 1993-94

Calipari Knows Defense

Defense has always been a staple of John Calipari-coached teams. Dating back to complete NCAA records beginning in 2001-02, Calipari's teams have been among national leaders in several critical defensive categories.

Year	FG% Def.	3PT FG% Def.	Rebound Margin	Scoring Margin	Blocks
2001-02 (UM)	13th (39.5)	N/A (29.3)	11th (+6.6)	15th (+11.2)	54th (4.4)
2002-03 (UM)	28th (40.6)	N/A (29.3)	44th (+4.1)	32nd (+8.0)	26th (5.1)
2003-04 (UM)	34th (40.5)	N/A (35.8)	58th (+3.4)	48th (+7.1)	20th (5.0)
2004-05 (UM)	***4th (38.4)***	N/A (32.7)	75th (+2.9)	62nd (+5.9)	13th (5.4)
2005-06 (UM)	***2nd (38.0)***	N/A (30.3)	***9th (+6.7)***	***5th (+14.6)***	***8th (6.4)***
2006-07 (UM)	12th (39.0)	N/A (31.3)	28th (+5.3)	***5th (+5.8)***	12th (5.9)
2007-08 (UM)	12th (39.1)	N/A (30.2)	16th (+6.2)	***2nd (+18.0)***	***8th (6.1)***
2008-09 (UM)	***1st (37.1)***	***10th (30.0)***	19th (+6.1)	***2nd (+16.3)***	***7th (6.0)***
2009-10 (UK)	***3rd (37.8)***	47th (31.3)	***4th (+8.1)***	***6th (+14.3)***	***4th (7.2)***
2010-11 (UK)	15th (39.4)	59th (32.4)	60th (+3.6)	13th (+11.4)	***3rd (6.3)***
2011-12 (UK)	***1st (37.4)***	67th (31.8)	12th (+6.8)	***1st (+16.8)***	***1st (8.6)***
2012-13 (UK)	30th (39.2)	104th (32.4)	48th (+4.3)	48th (+8.2)	***3rd (6.6)***
2013-14 (UK)	59th (41.1)	67th (32.2)	***2nd (+9.4)***	43rd (+8.2)	13th (5.9)
2014-15 (UK)	***1st (35.4)***	***3rd (27.1)***	15th (+6.8)	***1st (+20.1)***	***2nd (6.9)***
2015-16 (UK)	24th (39.7)	75th (32.6)	39th (+5.2)	17th (+11.4)	***6th (5.8)***
2016-17 (UK)	98th (42.4)	12th (30.6)	39th (+4.7)	***9th (+13.4)***	15th (5.3)
2017-18 (UK)	14th (40.4)	***4th (30.1)***	40th (+5.1)	68th (+6.5)	31st (4.8)
2018-19 (UK)	19th (40.0)	189th (34.3)	***4th (+9.4)***	21st (+11.1)	21st (4.8)
2019-20 (UK)	35th (38.5)	76th (30.3)	41st (+6.5)	38th (+12.8)	46th (4.6)

**through games on Jan. 4*

Calipari Perfect vs. Former Assistants

John Calipari has made it known that he doesn't enjoy coaching against friends. That hasn't stopped him from winning anyway. Calipari is 17-0 all-time when coaching against former assistants.

Orlando Antigua - 1-0
Tony Barbee - 8-0
Bruiser Flint - 2-0
Derek Kellogg - 1-0
Chuck Martin - 2-0
Josh Pastner - 1-0
Steve Roccaforte - 2-0

#LaFamilia NBA Awards

NBA Player of the Year
Derrick Rose 2011

NBA Rookie of the Year
Karl-Anthony Towns 2016
Tyreke Evans 2010
Derrick Rose 2009

NBA Defensive Player of the Year
Marcus Camby 2007

NBA Cares Community Assist Award
DeMarcus Cousins 2017
John Wall 2016

All-NBA Team
Anthony Davis (1st) 2018
Karl-Anthony Towns (3rd) 2018
Anthony Davis (1st) 2017
John Wall (3rd) 2017
DeMarcus Cousins (2nd) 2016
Anthony Davis (1st) 2015
DeMarcus Cousins (2nd) 2015
Derrick Rose (1st) 2012
Derrick Rose (1st) 2011

All-NBA Rookie Team
Shai Gilgeous-Alexander (2nd) 2019
Jamal Murray (2nd) 2017
Karl-Anthony Towns (1st) 2016
Devin Booker (1st) 2016
Willie Cauley-Stein (2nd) 2016
Nerlens Noel (1st) 2015
Anthony Davis (1st) 2013
Michael Kidd-Gilchrist (2nd) 2013
Brandon Knight (1st) 2012
DeMarcus Cousins (1st) 2011
John Wall (1st) 2011
Eric Bledsoe (2nd) 2011
Tyreke Evans (1st) 2010
Derrick Rose (1st) 2010
Marcus Camby (1st) 1997

All-NBA Defensive Team
Eric Bledsoe (1st) 2019
Anthony Davis (1st) 2018
Anthony Davis (2nd) 2017
Anthony Davis (2nd) 2015
John Wall (2nd) 2015
Marcus Camby (1st) 2008
Marcus Camby (1st) 2007
Marcus Camby (2nd) 2006
Marcus Camby (2nd) 2005

NBA All-Star Team
Anthony Davis 2019
Karl-Anthony Towns 2019
DeMarcus Cousins 2018
Anthony Davis 2018
Karl-Anthony Towns 2018
John Wall 2018
DeMarcus Cousins 2017
Anthony Davis 2017
John Wall 2017
DeMarcus Cousins 2016
Anthony Davis 2016
John Wall 2016
DeMarcus Cousins 2015
Anthony Davis 2015
John Wall 2015
Anthony Davis 2014
John Wall 2014
Derrick Rose 2012
Derrick Rose 2011
Derrick Rose 2010

All-Star Game MVP
Anthony Davis 2017

Rising Stars Challenge MVP
Jamal Murray 2017
John Wall 2011
Tyreke Evans 2010

Slam Dunk Contest Winner
Hamidou Diallo 2019
John Wall 2014

3-Point Contest Winner
Devin Booker 2018

Skills Challenge Winner
Karl-Antony Towns 2016

COACH CALIPARI

A “players-first” coach with a penchant for helping people reach their dreams, John Calipari, a Naismith Memorial Basketball Hall of Famer, has guided six teams to the Final Four, led one to a national championship and helped 49 players earn selection in the NBA Draft during his 27-year college coaching career.

Calipari guided Kentucky to its eighth national championship and his first national title in 2012. In becoming only the second coach in NCAA history to lead three different schools to the Final Four, he has racked up more than 700 on-court victories, 20 NCAA Tournament on-court appearances, six Final Fours and numerous national coach of the year honors.

From UMass to Memphis and now Kentucky, Calipari’s career has been successful throughout, but his most recent run in Lexington has been the best stretch of his career. During Calipari's 10 seasons at UK, he leads all coaches in total wins (305), NCAA Tournament wins (31), Final Fours (four), Elite Eights (seven) and Sweet 16s (eight).

In 2015, Coach Cal led college basketball’s first ever 38-0 team, and became one of just three coaches to make four Final Fours in a five-year span. At the end of the season, Calipari became the 96th coach to join the Naismith Memorial Basketball Hall of Fame.

While building a program out of obscurity at Massachusetts, laying the foundation at Memphis and restoring luster at the sport’s greatest program at Kentucky, he totaled the second-most wins in NCAA history in the first 20 years of a college coaching career.

Quite honestly, though, Calipari’s on-court success overshadows a much more significant picture.

In his goal to lead a players-first program, he has helped more than 50 young men realize their dreams and reach the NBA level with 49 players earning NBA Draft selections, including a record five first-round draft picks in 2010. Two years later, six Wildcats heard their names called at the 2012 draft, the most in the two-round draft era. UK, with Calipari’s help, would tie those six picks again in 2015, including a record-tying four lottery selections. His four No. 1 overall picks are more than any other coach, and he’s had 38 players drafted during his first 10 years at Kentucky, including 29 first-round picks.

Calipari’s players have entered the league NBA-ready. His players have garnered 20 All-Star selections, with Anthony Davis winning the game’s MVP honor in 2017. Derrick Rose was named NBA MVP in 2011. Five of his players have been tabbed All-NBA, three have been named NBA Rookie of the Year, and 12 players from Calipari’s first nine teams at Kentucky have made the NBA All-Rookie teams.

Much like he did at UMass, where his players graduated at nearly 80 percent, Calipari has stressed academics. Fifteen of his last 18 seniors at Memphis earned their bachelor’s degrees, and all 18 players at UK who were eligible to graduate by the end of their senior years walked away with a diploma in hand, including four players who earned their degree in just three years. Calipari’s teams routinely have posted a combined team grade-point average of 3.0 or better.

Calipari has raised millions of dollars to help the lives of those in need in the Commonwealth and beyond. He has had a particular passion to assist those impacted by natural disasters. For instance, in 2010, he used a telethon to raise more than $1 million for victims of the devastating earthquake in Haiti. He followed that up with telethons in 2012, raising $1 million for victims of Superstorm Sandy, and in 2017, for victims of Hurricane Harvey.

Calipari launched his foundation in 2012, and since then the foundation has worked with several key partners and donated more than $1.5 million, a figure that does not include matching funds that have been contributed from individuals and corporations. In 2013, Calipari initiated hosting an annual alumni weekend around his basketball fantasy experience with the intent to raise money for charity. After generating $350,000 for selected organizations and charities during the inaugural game, the weekend has generated millions of dollars for charity since its inception.

In 2017, Coach Cal was named the head coach of the 2017 USA Basketball Men’s U19 World Cup Team, which finished third at the 2017 FIBA U19 World Cup in Cairo.

Author of five books, including the New York Times Best Seller “Players First: Coaching from the Inside Out,” Calipari is a master of communication and maximizing talent. He lives by the motto that “it’s never a matter of how far you have fallen, but instead it’s about how high you bounce back.”

DEFINING SUCCESS

CHART SHOWS STATS FROM 2010-2019
ONLY SCHOOLS WITH AT LEAST TWO ELITE EIGHT APPEARANCES AND AT LEAST ONE FINAL FOUR ARE LISTED

TEAMS	WINS	NCAA TOURNAMENT WINS	NATIONAL TITLES	FINAL FOURS	ELITE EIGHTS	SWEET 16'S	LEAGUE TITLES (RS)	LEAGUE TOURNAMENT TITLES
BUTLER	231	16	0	2	2	3	2	2
DUKE	299	26	2	2	5	7	1	4
FLORIDA	246	18	0	1	5	5	3	1
GONZAGA	304	20	0	1	3	5	9	7
KANSAS	304	24	0	2	5	6	9	5
KENTUCKY	305	31	1	4	7	8	5	6
LOUISVILLE	258	16	1	2	3	4	2	3
MICHIGAN	247	19	0	2	3	5	2	2
MICHIGAN ST.	270	21	0	3	4	6	4	4
N. CAROLINA	277	24	1	2	4	6	5	1
OREGON	251	13	0	1	2	4	2	3
SYRACUSE	252	18	0	2	3	5	2	0
TEXAS TECH	173	8	0	1	2	2	1	0
UCONN	213	13	2	2	2	2	0	2
VILLANOVA	270	17	2	2	2	2	5	4
VIRGINIA	254	13	1	1	2	3	4	2
WISCONSIN	251	18	0	2	2	6	1	1

BIOGRAPHICAL INFORMATION

Date of Birth: Feb. 10, 1959 | **Wife:** Ellen
Children: Erin, Megan, Brad

Education
Clarion State (1982)

Head Coaching Experience
University of Massachusetts (1989-96)
New Jersey Nets (NBA) (1997-99)
University of Memphis (2001-09)
University of Kentucky (2010-present)

COACHING AWARDS

- 2019 *The Sporting News* Coach of the Decade
- 2018 Naismith Hall of Fame 'Service Above Self' Honoree
- 2018 NABC Metropolitan Award
- 2015 Naismith Memorial Basketball Hall of Fame Inductee
- 2015 AP National Coach of the Year
- 2015 Naismith National Coach of the Year
- 2015 NABC National Coach of the Year
- 2015 The Sporting News National Coach of the Year
- 2015 Adolph Rupp National Coach of the Year
- 2015 SEC Coach of the Year (AP/Coaches)
- 2015 USBWA District IV Coach of the Year
- 2012 Nell & John Wooden Coach of the Year Leadership Award
- 2012 Naismith National Coach of the Year Finalist
- 2012 SEC Coach of the Year (AP/Coaches)
- 2010 Adolph Rupp National Coach of the Year
- 2010 Naismith National Coach of the Year Finalist
- 2010 SEC Coach of the Year (AP)
- 2010 *Sporting News* SEC Coach of the Year
- 2010 Yahoo! Sports SEC Coach of the Year
- 2010 USBWA District IV Coach of the Year
- 2009 NABC National Co-Coach of the Year
- 2009 *Sports Illustrated* National Coach of the Year
- 2009 Phelan National Coach of the Year
- 2009 Iba National Coach of the Year Finalist
- 2009 C-USA Coach of the Year
- 2008 Naismith National Coach of the Year
- 2008 C-USA Coach of the Year
- 2008 Iba National Coach of the Year Finalist
- 2008 Phelan National Coach of the Year Finalist
- 2007 Phelan National Coach of the Year Finalist
- 2007 USBWA District IV Coach of the Year
- 2007 *Basketball Times* South Region Coach of the Year
- 2006 C-USA Coach of the Year
- 2004 NABC District 7 Coach of the Year
- 1996 Naismith National Coach of the Year
- 1996 NABC National Coach of the Year
- 1996 *The Sporting News* National Coach of the Year
- 1996 Atlantic 10 Coach of the Year
- 1995 Naismith National Coach of the Year Finalist
- 1994 Naismith National Coach of the Year Finalist
- 1994 Atlantic 10 Coach of the Year
- 1993 USBWA District I Coach of the Year
- 1993 Atlantic 10 Coach of the Year
- 1992 Eastern Basketball Coach of the Year

NCAA DIVISION I ACTIVE WINNINGEST COACHES

(On-court by percentage - min. 10 yrs. at Division I level)

NO.	COACH/TEAM	YRS.	PCT.
1.	Mark Few/Gonzaga	20	.823
2.	Roy Williams/UNC	31	.788
3.	**John Calipari/Kentucky**	**27**	**.780**
4.	Mike Krzyzewski/Duke	44	.767
5.	Bill Self/Kansas	26	.763

*numbers at the conclusion of the 2018-19 season

SINCE 2005-06 ...

Since the 2005-06 season, John Calipari's on-court record ranks him as the winningest coach. Totals through games on Jan. 4.

	COACH	RECORD
1.	**John Calipari**	**452-88**
2.	Bill Self	437-92
3.	Mark Few	425-86
4.	Mike Krzyzewski	424-99
5.	Roy Williams	409-124

MISCELLANEOUS ON-COURT RECORDS

Overall On-Court Record: .....760-214 (.780)
March/April Record:.....163-47 (.776)
NCAA Record:.....56-19 (.747)
Record in Conference Games:.....345-104 (.768)
Record in Conference Tournament:.....57-12 (.826)

- Calipari owns the NCAA's most single-season wins with 38, tying his own record (Memphis in '08 and UK in '12) in 2015 with 38 wins. He owns the most single-season wins at UMass, Memphis and UK
- Calipari is the winningest coach in NCAA Division I history for a five-year span with 173 victories (2008-12)
- Calipari is the first coach in NCAA Division I history to record five straight on-court 30-win seasons. Memphis hit the 30-win plateau from 2006-09
- Calipari is one of only two coaches (Rick Pitino) to lead three different schools to a Final Four
- Calipari is one of only three coaches (John Wooden, Mike Kzryzewski) to go to four Final Fours in five seasons
- Calipari has advanced to the Sweet 16 in 12 of his last 14 seasons and the Elite Eight in 10 of the last 14 seasons
- Calipari started with a 54-0 record in Rupp Arena as head coach of the Wildcats
- Calipari has helped 38 players earn selection in the NBA Draft (29 first-round picks) over the last 19 seasons
- Calipari has more wins (327) in a 10-year period (2006-15) than any other coach in college basketball history
- Calipari is the fourth-fastest NCAA Division I men's basketball coach to reach 300 victories at a single school
- Calipari's 30 combined regular season and tournament league titles trail only Mark Few (33) of Gonzaga for the most among active coaches
- Calipari became the fourth-fastest coach to 700 on-court wins, behind only Adolph Rupp, Jerry Tarkanian and Roy Williams
- Calipari has the second-most wins in school history, behind only Adolph Rupp
- Calipari's 31 NCAA Tournament wins are the most in school history. Rupp had 30

CAL IN CONFERENCE

SEC COACHES	CONFERENCE CHAMPIONSHIPS	Tournament Championships	Conference Coach of the Year
Nate Oats, Alabama	2	3	2
Eric Musselman, Arkansas	3	1	1
Bruce Pearl, Auburn	8	3	7
Michael White, Florida	3	0	3
Tom Crean, Georgia	3	0	3
John Calipari, Kentucky	**15**	**15**	**9**
Will Wade, LSU	1	0	1
Cuonzo Martin, Missouri	1	0	1
Kermit Davis, Ole Miss	7	4	4
Ben Howland, Mississippi State	7	4	3
Frank Martin, South Carolina	0	0	1
Rick Barnes, Tennessee	4	1	6
Buzz Williams, Texas A&M	1	0	0
Jerry Stackhouse, Vanderbilt	0	0	0
TOTALS	**55**	**31**	**41**

CALIPARI VS. ALL OPPONENTS

Abilene Christian 1-0
Alabama 16-4
Albany.....1-0
Arizona 1-1
Arizona State 2-1
Arkansas 12-6
Arkansas-Little Rock 3-0
Arkansas-Pine Bluff.....1-0
Arkansas State 4-0
Auburn.....11-3
Austin Peay.....6-1
Baylor 1-2
Belmont.....2-0
Boise State.....1-0
Boston 7-1
Boston College.....2-0
Bradley 1-0
Bucknell.....1-0
Buffalo 3-0
BYU 1-0
Cal State Northridge.....1-0
Canisius 1-0
Central Conn. St.....2-0
Charlotte.....2-3
Chattanooga 2-0
Christian Brothers.....2-0
Cincinnati.....6-7
Cleveland State.....4-0
Coastal Carolina.....1-0
Colorado 1-1
Colorado State.....0-1
Columbia 1-0
Connecticut 2-5
Coppin State 1-0
Cornell 1-0
Dartmouth.....1-0
Davidson.....1-0
Dayton 1-0
DePaul 4-2
Detroit 1-0
Drexel 2-0
Duke 1-3
Duquesne 12-4
East Carolina.....7-0
East Tennessee State 4-0
Eastern Kentucky.....4-0
Eastern Michigan.....2-0
Evansville 0-1
Fairfield.....1-0
Fairleigh Dickinson 1-0
Florida 17-8
Florida State 1-1
Florida Tech 0-1
Fordham 5-0
Fort Wayne 1-0
Furman 1-0
George Mason.....1-0
George Washington.....8-9
Georgetown.....2-1
Georgia 17-2
Georgia Tech.....2-1
Gonzaga.....4-0
Grand Canyon.....1-0
Hampton.....1-0
Hartford.....2-0
Harvard.....2-0
Hofstra.....1-0
Holy Cross.....4-1
Houston 17-3
Howard.....1-0
Illinois 1-1
Illinois State 1-0
Indiana.....3-2
Iowa.....0-1
Iowa State.....2-0
Jackson State 2-0
Kansas.....4-6
Kansas State 2-1
Keene State 1-0
Kentucky.....2-4
La Salle.....3-0
Lafayette (Pa.).....1-0
Lamar.....5-0
LIU-Brooklyn.....1-0
Lipscomb 1-0
Long Beach State 1-0
Louisiana Tech 1-1
Louisville.....17-7
Loyola 1-0
Lowell 2-1
LSU.....11-3
Manhattan.....2-0
Marist 2-0
Marquette 3-1
Marshall.....6-0
Maryland 5-3
Massachusetts.....1-0
Memphis 1-0
Miami (Fla.) 0-1
Miami (Ohio) 2-0
Michigan.....1-0
Michigan State.....3-1
Middle Tennessee.....3-0
Milwaukee 1-0
Mississippi State 14-0
Mississippi Valley St.....1-0
Missouri.....10-3
Monmouth 2-0
Montana State.....1-0
Morehead State.....2-0
Mount St. Mary's.....1-0
Murray State.....1-0
Nevada 1-0
New Hampshire.....5-0
New Mexico.....1-0
New Orleans.....1-0
NJIT.....1-0
North Carolina 7-3
North Carolina State.....1-0
North Dakota 1-0
North Texas.....1-0
Northeastern 3-1
Northern Kentucky 2-0
Northwestern State 1-0
Notre Dame.....2-1
Oakland 1-0
Ohio State.....1-3
Oklahoma 5-1
Oklahoma State.....0-2
Old Dominion 2-0
Ole Miss.....15-4
Oral Roberts 1-0
Oregon State.....1-0
Pennsylvania.....3-0
Penn State 4-4
Pepperdine 1-0
Pittsburgh 2-1
Portland.....3-0
Princeton 2-0
Providence.....3-1
Purdue 2-1
Radford.....1-0
Rhode Island.....16-2
Rice.....4-0
Richmond 1-0
Rider 1-0
Robert Morris 1-1
Rutgers 11-4
Saint Louis 4-3
Sam Houston State 1-0
Samford 3-0
Santa Clara.....1-0
Savannah State 1-0
Seton Hall 1-1
Siena.....4-0
SMU.....7-0
South Carolina 14-3
Southern Cal.....2-0
South Connecticut 1-0
Southeastern Louisiana 3-0
Southern Illinois 1-0
Southern Miss 15-4
Southwest Texas St. 1-0
St. Bonaventure.....17-1
St. John's.....1-0
St. Joseph's 15-5
St. Mary's.....1-0
St. Peter's 1-0
Stanford.....3-2
Stephen F. Austin.....1-0
Stony Brook 1-0
Syracuse.....3-2
TCU 7-1
Temple.....13-11
Tennessee.....16-11
Tennessee State.....1-0
Tennessee Tech.....1-0
Texas 2-2
Texas A&M.....9-3
Towson State 1-0
Troy.....1-0
Tulane 16-0
Tulsa 11-1
UAB.....15-3
UCF.....5-0
UCLA.....4-4
UIC.....1-0
UNC Asheville 2-0
UNC Greensboro 2-0
UNC Wilmington.....1-0
USF 10-1
Utah.....2-2
Utah Valley 2-0
UTEP 5-0
UT Arlington 3-0
UT Martin 5-0
Valparaiso 1-0
Vanderbilt.....17-4
Vermont.....3-0
Villanova.....2-0
Virginia 0-1
Virginia Tech 3-0
VMI.....1-0
Wake Forest.....2-1
Washington 1-0
West Virginia 13-7
Western Kentucky 2-0
Wichita State 2-0
Winthrop 3-0
Wisconsin 1-1
Wofford 2-0
Wright State.....1-0
Xavier.....2-2
Yale 1-0

INDIVIDUAL GAME RECORDS CAL ERA

MOST POINTS

Pts.	Player vs. Opponent	Date
47	Malik Monk vs. North Carolina	12/17/16
39	De'Aaron Fox vs. UCLA	3/24/17
37	Malik Monk vs. GEORGIA	1/31/17
35	Jamal Murray vs. FLORIDA	2/6/16
35	Terrence Jones vs. AUBURN	1/11/11
34	Kevin Knox at West Virginia	1/27/17
34	Malik Monk at Ole Miss	12/29/16
33	Malik Monk vs. FLORIDA	2/25/17
33	Jamal Murray at Vanderbilt	2/27/16
33	Jamal Murray vs. Ohio State	12/19/15
32	Doron Lamb vs. WINTHROP	12/22/10
30	Shai Gilgeous-Alexander vs. VANDERBILT	1/30/18
30	Tyler Ulis vs. Texas A&M	3/13/16
30	Brandon Knight vs. West Virginia	3/19/11
29	Tyler Herro vs. ARKANSAS	2/16/19
29	PJ Washington vs. Seton Hall	12/8/18
29	Shai Gilgeous-Alexander vs. Tennessee	3/11/18
29	Julius Randle vs. BELMONT	12/21/13
29	Terrence Jones vs. Oklahoma	11/22/10
29	Eric Bledsoe vs. East Tennessee State	3/18/10

SEC: 37, Malik Monk vs. GEORGIA, 1/31/17
Postseason: 39, De'Aaron Fox vs. UCLA, 3/24/17
SEC Tourney: 30, Tyler Ulis vs. Texas A&M, 3/13/16
NCAA Tourney: 39, De'Aaron Fox vs. UCLA, 3/24/17
Rupp Arena: 37, Malik Monk vs. GEORGIA, 1/31/17
On the Road: 34, Kevin Knox at West Virginia, 1/27/17
Neutral: 47, Malik Monk vs. North Carolina, 12/17/16
SEC Road: 34, Malik Monk at Ole Miss, 12/29/16
Ranked Opp.: 47, Malik Monk vs. North Carolina, 12/17/16
Freshman: 47, Malik Monk vs. North Carolina, 12/17/16
Sophomore: 30, Tyler Ulis vs. Texas A&M, 3/13/16
Junior: 25, Derek Willis vs. TENNESSEE, 2/18/16
Senior: 25, Alex Poythress at Alabama, 1/19/16
Opener: 26, Tyrese Maxey vs. Michigan State, 11/5/19
SEC Opener: 34, Malik Monk at Ole Mis, 12/29/16
***In some cases, the most recent occurrence is listed*

MOST POINTS IN AN SEC GAME

Pts.	Player vs. Opponent	Date
37	Malik Monk vs. GEORGIA	1/31/17
35	Jamal Murray vs. FLORIDA	2/6/16
35	Terrence Jones vs. AUBURN	1/11/11
34	Malik Monk at Ole Miss	12/29/16
33	Malik Monk vs. FLORIDA	2/25/17
33	Jamal Murray at Vanderbilt	2/27/16
30	Shai Gilgeous-Alexander vs. VANDERBILT	1/30/18
29	Tyler Herro vs. ARKANSAS	2/26/19
28	Jamal Murray vs. TENNESSEE	2/18/16
28	Anthony Davis vs. VANDERBILT	2/25/12
27	Malik Monk vs. VANDERBILT	2/28/17
27	Malik Monk vs. SOUTH CAROLINA	1/21/17
27	De'Aaron Fox vs. ARKANSAS	1/7/17
27	Tyler Ulis at South Carolina	2/13/16
27	Terrence Jones at LSU	1/28/12
27	Anthony Davis vs. ARKANSAS	1/17/12
27	DeMarcus Cousins at South Carolina	1/26/10

MOST POINTS IN A HALF

Pts.	Player vs. Opponent	Date
30	Malik Monk[2] vs. FLORIDA	2/25/17
27	Malik Monk[1] vs. North Carolina	12/17/16
27	Jamal Murray[2] vs. Ohio State	12/19/15
24	De'Aaron Fox[2] vs. UCLA	3/24/17
24	Malik Monk[1] at Ole Miss	12/29/16
23	Malik Monk[2] vs. GEORGIA	1/31/17
23	Julius Randle[2] vs. Michigan State	11/12/13
22	Terrence Jones[2] vs. AUBURN	1/11/11
22	Eric Bledsoe[2] vs. MOREHEAD STATE	11/13/09

1 / First Half; 2 / Second Half

MOST POINTS OFF THE BENCH

Pts.	Player vs. Opponent	Date
35	Terrence Jones vs. AUBURN	1/11/11
32	Doron Lamb vs. WINTHROP	12/22/10
28	PJ Washington vs. Auburn	3/31/19
27	Malik Monk vs. VANDERBILT	2/28/17
26	Tyrese Maxey vs. Michigan State	11/5/19
26	Kyle Wiltjer at Ole Miss	1/29/13
24	Shai Gilgeous-Alexander vs. LOUISVILLE	12/29/17
24	Kyle Wiltjer vs. LOYOLA	12/22/11
24	Doron Lamb at North Carolina	12/4/10
23	Immanuel Quickley vs. MISSOURI	1/4/20
23	Wenyen Gabriel vs. Alabama	3/10/18
23	Kyle Wiltjer vs. LIPSCOMB	12/15/12

MOST 3-POINTERS MADE

3's	Player vs. Opponent	Date
8	Malik Monk vs. North Carolina	12/17/16
8	Jamal Murray vs. FLORIDA	2/6/16
8	Eric Bledsoe vs. ETSU	3/18/10

MOST FREE THROWS

FTs	Player vs. Opponent	Date
14	Tyler Ulis at Arkansas	1/21/16
13	Keldon Johnson vs. TENNESSEE STATE	11/23/18
13	De'Aaron Fox vs. UCLA	3/24/17
13	Julius Randle at Ole Miss	2/18/14
13	Julius Randle vs. BELMONT	12/21/13
12	Ashton Hagans vs. UTAH VALLEY	11/18/19
12	PJ Washington vs. Seton Hall	12/8/18
12	Shai Gilgeous-Alexander vs. GEORGIA	12/31/17
12	Tyler Ulis at Tennessee	2/2/16
12	Dakari Johnson vs. UT ARLINGTON	11/25/14
12	Archie Goodwin at Ole Miss	1/29/13
12	Archie Goodwin vs. MOREHEAD STATE	11/21/12
12	Anthony Davis vs. LOUISVILLE	12/31/11

MOST REBOUNDS

Rebs	Player vs. Opponent	Date
19	Nick Richards vs. SOUTHERN ILLINOIS	11/9/18
19	Michael Kidd-Gilchrist vs. LOUISVILLE	12/31/11
18	PJ Washington vs. VMI	11/18/18
18	Bam Adebayo vs. Northern Kentucky	3/17/17
18	Anthony Davis vs. CHATTANOOGA	12/17/11
18	DeMarcus Cousins vs. LOUISVILLE	1/2/10
18	Patrick Patterson vs. RIDER	11/21/09
18	DeMarcus Cousins vs. SAM HOUSTON STATE	11/19/09
17	Keldon Johnson vs. AUBURN	2/23/19
17	Terrence Jones vs. Notre Dame	12/8/10
17	Terrence Jones at Washington	11/23/10
16	Wenyen Gabriel vs. AUBURN	1/14/17
16	Julius Randle vs. LSU	3/14/14
16	Julius Randle vs. UNC ASHEVILLE	11/8/13
16	Nerlens Noel vs. BAYLOR	12/1/12
16	Anthony Davis vs. Kansas	4/2/12
16	Anthony Davis vs. LITTLE ROCK	1/3/12

SEC: 17, Keldon Johnson vs. AUBURN, 2/23/19
Postseason: 18, Bam Adebayo vs. NKU, 3/17/17
SEC Tourney: 16, Julius Randle vs. LSU, 3/14/14
NCAA Tourney: 18, Bam Adebayo, vs. NKU, 3/17/17
Rupp Arena: 19, Nick Richards vs. SOUTHERN ILLINOIS, 11/9/18
On the Road: 17, Terrence Jones at Wash., 11/23/10
SEC Road: 15, Bam Adebayo at Missouri, 2/21/17
Ranked Opp.: 19, Michael Kidd-Gilchrist vs. LOUISVILLE, 12/31/11
Freshman: 19, Michael Kidd-Gilchrist vs. LOUISVILLE, 12/31/11
Sophomore: 19, Nick Richards vs. SOUTHERN ILLINOIS, 11/9/18
Junior: 18, Patrick Patterson vs. RIDER, 11/21/09
Senior: 14, Josh Harrellson at Arkansas, 2/23/11
Opener: 16, Julius Randle vs. UNC ASHEVILLE, 11/8/13
SEC Opener: 12, Nick Richards vs. MISSOURI, 1/4/20
***In some cases, the most recent occurrence is listed*

MOST OFFENSIVE REBOUNDS

Rebs	Player vs. Opponent	Date
9	Nick Richards vs. SOUTHERN ILLINOIS	11/9/18
9	Willie Cauley-Stein vs. ARKANSAS	2/27/14
9	DeMarcus Cousins vs. OLE MISS	2/2/10
9	Patrick Patterson vs. RIDER	11/21/09
8	Bam Adebayo vs. UT MARTIN	11/25/16
8	Dakari Johnson vs. GRAND CANYON	11/14/14
8	DeMarcus Cousins vs. VANDERBILT	1/30/10
8	Patrick Patterson at Indiana	12/12/09
8	DeMarcus Cousins vs. SAM HOUSTON STATE	11/19/09

MOST DEFENSIVE REBOUNDS

Rebs	Player vs. Opponent	Date
15	Terrence Jones vs. Notre Dame	12/8/10
14	Keldon Johnson vs. AUBURN	2/23/19
14	DeMarcus Cousins vs. LOUISVILLE	1/2/10
13	Anthony Davis vs. LSU	3/9/12
13	Michael Kidd-Gilchrist vs. LOUISVILLE	12/31/11
13	Anthony Davis vs. CHATTANOOGA	12/17/11
13	Terrence Jones vs. Washington	11/23/10
12	Jarred Vanderbilt vs. MISSOURI	2/24/18
12	Bam Adebayo vs. Northern Kentucky	3/17/17
12	Karl-Anthony Towns vs. GEORGIA	2/3/15
12	Julius Randle vs. Kansas State	3/21/14
12	Anthony Davis vs. Kansas	4/2/12
12	Anthony Davis vs. Louisville	3/31/12
12	Anthony Davis vs. LITTLE ROCK	1/3/12

MOST ASSISTS

Assts.	Player vs. Opponent	Date
16	John Wall vs. HARTFORD	12/29/09
14	Tyler Ulis vs. LSU	3/5/16
14	John Wall vs. UNC Asheville	11/30/09
12	Ashton Hagans vs. UAB	11/29/19
12	Ashton Hagans vs. Tennessee	3/16/19
12	De'Aaron Fox vs. STEPHEN F. AUSTIN	11/11/16
12	Tyler Ulis at South Carolina	2/13/16
11	Ashton Hagans vs. FAIRLEIGH DICKINSON	12/7/19
11	Isaiah Briscoe at Ole Miss	12/29/16
11	De'Aaron Fox vs. CLEVELAND STATE	11/23/16
11	Tyler Ulis at Florida	3/1/16
11	Tyler Ulis at Texas A&M	2/20/16
11	Tyler Ulis vs. FLORIDA	2/6/16
11	John Wall vs. East Tennessee State	3/18/10
11	John Wall vs. RIDER	11/21/09

SEC: 14, Tyler Ulis vs. LSU, 3/5/16
Postseason: 12, Ashton Hagans vs. Tennessee, 3/16/19
SEC Tourney: 12, Ashton Hagans vs. Tennessee, 3/16/19
NCAA Tourney: 12, John Wall vs. ETSU, 3/18/10
Rupp Arena: 16, John Wall vs. HARTFORD, 12/29/09
On the Road: 12, Tyler Ulis, at South Carolina, 2/13/16
SEC Road: 12, Tyler Ulis, at South Carolina, 2/13/16
Ranked Opp.: 12, Ashton Hagans vs. Tennessee, 3/16/19
Freshman: 16, John Wall vs. HARTFORD, 12/29/09
Sophomore: 14, Tyler Ulis vs. LSU, 3/5/16
Junior: 9, DeAndre Liggins vs. WINTHROP, 12/22/10
Senior: 10, Julius Mays vs. LAFAYETTE, 11/16/12
Opener: 12, De'Aaron Fox vs. SFA, 11/11/16
SEC Opener: 11, Isaiah Briscoe at Ole Miss, 12/29/16

MOST POINTS/REBOUNDS/ASSISTS

P/R/A	Player vs. Opponent	Date
49 (47/0/2)	Malik Monk vs. UNC	12/17/16
47 (27/17/3)	Terrence Jones vs. Notre Dame	12/8/10
46 (29/13/4)	PJ Washington vs. Seton Hall	12/8/18
46 (39/3/4)	De'Aaron Fox vs. UCLA	3/24/17
45 (29/13/3)	Terrence Jones vs. Oklahoma	11/22/10
45 (27/18/0)	DeMarcus Cousins vs. SAM HOUSTON STATE	11/19/09
44 (24/19/1)	Michael Kidd-Gilchrist vs. LOUISVILLE	12/31/11
43 (33/9/2)	Jamal Murray at Vanderbilt	2/27/16
43 (35/8/0)	Terrence Jones vs. AUBURN	1/11/11
42 (33/4/5)	Malik Monk vs. FLORIDA	2/25/17
42 (23/11/8)	Isaiah Briscoe vs. GEORGIA	1/31/17
42 (35/6/1)	Jamal Murray vs. FLORIDA	2/6/16

MOST MINUTES WITHOUT A TURNOVER

Mins.	Player vs. Opponent	Date
44	Reid Travis vs. Auburn	3/3/19
44	Darius Miller at Arkansas	2/23/11
41	Aaron Harrison vs. LSU	2/22/14
40	Tyler Ulis vs. Duke	11/17/15
40	Aaron Harrison vs. OLE MISS	1/6/15
40	Alex Poythress vs. MISSOURI	2/23/13
39	Nerlens Noel vs. TEXAS A&M	1/12/13
39	Ryan Harrow at Louisville	12/29/12
39	Anthony Davis vs. ALABAMA	1/21/12
39	Michael Kidd-Gilchrist vs. LOUISVILLE	12/31/11
38	Keldon Johnson vs. Auburn	3/31/19
38	Tyler Herro at Ole Miss	3/5/19
38	Aaron Harrison at LSU	1/28/14
38	Patrick Patterson vs. Mississippi State	3/14/10

MOST BLOCKED SHOTS

Blks.	Player vs. Opponent	Date
12	Nerlens Noel at Ole Miss	1/29/13
9	Willie Cauley-Stein vs. BOISE STATE	12/10/13
9	Willie Cauley-Stein vs. Providence	12/1/13
8	Nerlens Noel at Alabama	1/22/13
8	Anthony Davis at South Carolina	2/4/12
8	Anthony Davis vs. ST. JOHN'S	12/1/11
7	Nick Richards vs. LAMAR	11/24/19
7	Karl-Anthony Towns vs. VANDERBILT	1/20/15
7	Willie Cauley-Stein vs. EAST MICHIGAN	11/27/13
7	Willie Cauley-Stein vs. MISSOURI	2/23/13
7	Nerlens Noel at Auburn	1/19/13
7	Nerlens Noel vs. TEXAS A&M	1/12/13
7	Nerlens Noel vs. LIPSCOMB	12/15/12
7	Nerlens Noel vs. PORTLAND	12/8/12
7	Anthony Davis vs. Western Kentucky	3/15/12
7	Anthony Davis at Vanderbilt	2/11/12
7	Anthony Davis vs. TENNESSEE	1/31/12
7	Anthony Davis vs. ARKANSAS	1/17/12
7	Anthony Davis vs. SOUTH CAROLINA	1/7/12
7	Anthony Davis vs. Kansas	11/15/11

SEC: 12, Nerlens Noel at Ole Miss, 1/29/13
Postseason: 7, A. Davis vs. Western Kentucky, 3/15/12
SEC Tourney: 6, Anthony Davis vs. LSU, 3/11/12
NCAA Tourney: 7, A. Davis vs. Western Kentucky, 3/15/12
Rupp Arena: 9, Willie Cauley-Stein vs. BOISE STATE, 12/10/13
On the Road: 12, Nerlens Noel at Ole Miss, 1/29/13
SEC Road: 12, Nerlens Noel at Ole Miss, 1/29/13
Ranked Opp.: 12, Nerlens Noel at Ole Miss, 1/29/13
Freshman: 12, Nerlens Noel at Ole Miss, 1/29/13
Sophomore: 9, Willie Cauley-Stein vs. BOISE STATE, 12/10/13
Junior: 7, Nick Richards vs. LAMAR, 11/24/19
Senior: 6, Josh Harrellson vs. PENN, 1/3/11
Opener: 5, Anthony Davis vs. MARIST, 11/11/11
SEC Opener: 7, Anthony Davis vs. SOUTH CAROLINA, 1/7/12
***In some cases, the most recent occurrence is listed*

MOST STEALS

Stls.	Player vs. Opponent	Date
8	Ashton Hagans vs. North Carolina	12/22/18
6	Tyler Ulis vs. OLE MISS	1/2/16
6	Willie Cauley-Stein vs. GEORGIA	1/25/14
6	Nerlens Noel vs. BAYLOR	12/1/12
6	John Wall vs. UConn	12/9/09
6	John Wall vs. UNC Asheville	11/30/09
5	Ashton Hagans vs. TEXAS A&M	1/8/19
5	Tyler Herro vs. MONMOUTH	11/28/18
5	Tyler Herro vs. NORTH DAKOTA	11/14/18
5	Shai Gilgeous-Alexander vs. Davidson	3/15/18
5	Malik Monk vs. UCLA	12/3/16
5	Aaron Harrison vs. ARKANSAS	2/28/15
5	Willie Cauley-Stein vs. Texas	12/5/14
5	DeAndre Liggins vs. TENNESSEE	2/8/11
5	Darius Miller at Portland	11/19/10

SEC: 6, Tyler Ulis vs. OLE MISS, 1/2/16
Postseason: 5, Shai Gilgeous-Alexander vs. Davidson, 3/15/18
SEC Tourney: 5, John Wall vs. Mississippi State, 3/14/10
NCAA Tourney: 5, Shai Gilgeous-Alexander vs. Davidson, 3/15/18
Rupp Arena: 6, Tyler Ulis vs. OLE MISS, 1/2/16
On the Road: 5, Darius Miller at Portland, 11/19/10
SEC Road: 4, Ashton Hagans at Georgia, 1/15/19
Ranked Opp.: 8, Ashton Hagans vs. North Carolina, 12/22/18
Freshman: 8, Ashton Hagans vs. North Carolina, 12/22/18
Sophomore: 6, Tyler Ulis vs. OLE MISS, 1/2/16
Junior: 5, Willie Cauley-Stein vs. TEXAS, 12/5/14
Senior: 4, Dominique Hawkins vs. Arkansas, 3/12/17
Opener: 4, Knox/Gilgeous-Alexander vs.UTAH VALLEY, 11/10/17
SEC Opener: 6, Tyler Ulis vs. OLE MISS, 1/2/16
***In some cases, the most recent occurrence is listed*

TEAM GAME RECORDS CAL ERA

MOST FIELD GOALS

FGs.	Opponent	Date
46	MARIST	11/11/11
44	vs. Arizona State	11/28/16
44	AUBURN	2/21/15
42	UIC	11/26/17
42	LIU BROOKLYN	11/23/12
41	UT MARTIN	11/25/16
41	HARTFORD	12/29/09
40	vs. North Carolina	12/17/16
40	LAFAYETTE	11/16/12
38	CLEVELAND STATE	11/23/16
38	LSU	3/5/16
38	vs. Wake Forest	3/20/10

FEWEST FIELD GOALS

FGs.	Opponent	Date
14	at Tennessee	3/2/19
14	at South Carolina	3/1/14
16	vs. Kansas State	3/22/18
16	ALABAMA	3/4/14
17	GEORGIA	12/31/17
17	LOUISVILLE	12/31/11
17	at Auburn	2/12/14
18	vs. LSU	3/9/12
18	vs. Vanderbilt	3/15/13
18	vs. Florida	3/16/14
18	vs. UConn	4/7/14
18	at Texas A&M	1/10/15
18	at South Carolina	1/24/15

MOST FIELD-GOAL ATTEMPTS

FGs.	Opponent	Date
84	vs. Arizona State	11/28/16
80	UCLA	12/3/16
77	ARKANSAS	1/23/10
76	ARKANSAS	2/27/14
75	MARIST	11/11/11
74	at Ole Miss	12/29/16
74	vs. North Carolina	12/17/16
74	UT MARTIN	11/25/16

FEWEST FIELD-GOAL ATTEMPTS

FGs.	Opponent	Date
39	at South Carolina	1/24/15
40	at Robert Morris	3/19/13
41	ALABAMA	1/31/15
41	TENNESSEE	1/31/12
42	ARKANSAS	2/26/19
42	at Missouri	2/19/19
42	vs. Kansas State	3/22/18
42	vs. Alabama	3/10/18
42	FLORIDA	2/15/14
42	vs. Providence	12/1/13
42	vs. LSU	3/9/12
42	vs. Cleveland State	11/24/09

MOST FREE THROWS

FTs.	Opponent	Date
35	vs. Indiana	3/23/12
33	at South Carolina	3/1/14
32	LOUISVILLE	12/31/11
31	UTAH VALLEY	11/18/19
31	MOREHEAD STATE	11/21/12
31	INDIANA	12/11/10
30	vs. Auburn	3/14/15
30	UNC ASHEVILLE	11/8/13
30	vs. Baylor	3/25/12
29	VMI	11/18/18
29	ILLINOIS STATE	11/30/15
29	at North Carolina	12/14/13

FEWEST FREE THROWS

FTs.	Opponent	Date
3	ETSU	11/17/17
4	vs. UConn	4/2/11
4	VANDERBILT	1/23/16
5	vs. Georgia	3/9/18
6	vs. Michigan	3/30/14
6	at Florida	2/12/13
6	at Alabama	1/22/13
6	vs. Princeton	3/17/11

MOST FREE-THROW ATTEMPTS

FTs.	Opponent	Date
48	UNC ASHEVILLE	11/8/13
46	ILLINOIS STATE	11/30/15
44	vs. Baylor	3/25/12
44	INDIANA	12/11/10
43	at North Carolina	12/14/13
43	LOUISVILLE	12/31/11
42	at South Carolina	3/1/14
41	vs. TENNESSEE STATE	11/23/18
41	vs. LSU	3/14/14
41	MOREHEAD STATE	11/21/12

FEWEST FREE-THROW ATTEMPTS

FTs.	Opponent	Date
6	VANDERBILT	1/23/16
10	vs. Georgia	3/9/18
10	vs. Wisconsin	4/4/15
11	at Georgia	1/15/19
11	at Louisville	12/29/18
11	at LSU	2/10/15
11	vs. Michigan	3/30/14
11	MISSISSIPPI STATE	2/27/13
11	at Florida	2/12/13
11	at Alabama	1/22/13
11	at Florida	3/4/12
11	GEORGIA	3/1/12
11	FLORIDA	2/7/12
11	vs. Princeton	3/17/11

MOST 3-POINTERS

3s.	Opponent	Date
15	GEORGIA	3/1/12
15	vs. ETSU	3/18/10
14	HARTFORD	12/29/09
13	TEXAS A&M	1/3/17
13	vs. Alabama	3/11/16
13	ETSU	11/12/10
12	UTAH	12/15/18
12	FLORIDA	2/6/16
12	vs. UCLA	12/20/14
12	CHATTANOOGA	12/17/11
12	vs. North Carolina	3/27/11
12	WINTHROP	12/22/10
12	VANDERBILT	1/30/10

FEWEST 3-POINTERS

3s.	Opponent	Date
0	vs. Davidson	3/15/18
1	UTAH VALLEY	11/18/19
1	at South Carolina	1/16/18
1	at Vanderbilt	1/10/17
1	Texas	12/5/14
1	LSU	2/22/14
1	vs. LSU	3/9/12
1	Tennessee	1/31/12
1	vs. Alabama	3/12/10

MOST 3-POINT ATTEMPTS

3s.	Opponent	Date
33	CHATTANOOGA	12/17/11
33	vs. ETSU	3/18/10
33	ARKANSAS	1/23/10
32	vs. West Virginia	3/27/10
28	vs. Arizona State	11/28/16
28	at Texas A&M	1/10/15
28	ALABAMA	3/4/14
28	vs. Vanderbilt	3/11/12
28	HARTFORD	12/29/09
27	GEORGIA	3/1/12
27	vs. UConn	4/2/11

FEWEST 3-POINT ATTEMPTS

3s.	Opponent	Date
5	vs. Wisconsin	4/4/15
5	vs. Wisconsin	4/5/14
5	at Tennessee	1/14/12
6	vs. Davidson	3/15/18
6	FLORIDA	3/7/15
6	Vanderbilt	1/20/15
7	FLORIDA	3/10/19
7	at Missouri	1/29/15
7	PROVIDENCE	11/30/14
7	vs. Louisville	3/31/12
7	at Indiana	12/10/11

MOST REBOUNDS

Rebs.	Opponent	Date
59	vs. Arizona State	11/28/16
59	ARKANSAS	1/23/10
57	LOUISVILLE	12/31/11
56	ROBERT MORRIS	11/17/13
54	EASTERN KENTUCKY	11/8/19
54	NJIT	11/14/15

FEWEST REBOUNDS

Rebs.	Opponent	Date
21	ALABAMA	1/31/15
21	at Tennessee	2/16/13
22	vs. Wisconsin	4/4/15
23	UTAH	12/15/18
24	GEORGIA	2/3/15
24	NORTH CAROLINA	12/13/14
24	TENNESSEE	1/18/14
25	vs. Ohio State	12/21/19
25	vs. Baylor	12/6/13
25	at Robert Morris	3/19/13

MOST OFFENSIVE REBOUNDS

Rebs.	Opponent	Date
26	ARKANSAS	2/27/14
24	GRAND CANYON	11/14/14
24	vs. West Virginia	3/27/10
22	NJIT	11/14/15
22	at Auburn	2/2/14
22	ARKANSAS	1/23/10
21	SOUTH CAROLINA	2/5/19
21	at West Virginia	1/27/18
21	VALPARAISO	12/7/16
21	COLUMBIA	12/10/14
21	at South Carolina	3/1/14
21	BAYLOR	12/1/12
21	at Indiana	12/12/09

FEWEST OFFENSIVE REBOUNDS

Rebs.	Opponent	Date
1	vs. Alabama	3/10/18
3	at South Carolina	1/24/14
4	at Ole Miss	3/5/19
5	vs. Michigan State	11/5/19
5	GEORGIA	2/3/15
5	ALABAMA	1/31/15
5	MISSISSIPPI STATE	2/15/11
5	GEORGIA	1/29/11

MOST DEFENSIVE REBOUNDS

Rebs.	Opponent	Date
42	EASTERN KENTUCKY	11/8/19
39	vs. Arizona State	11/28/16
39	ROBERT MORRIS	11/17/13
39	EASTERN MICHIGAN	1/2/13
38	TROY	11/20/17
38	vs. Hampton	3/19/15
38	EASTERN KENTUCKY	12/7/14
38	vs. Cleveland State	11/24/09
37	at Texas A&M	1/10/15
37	LOUISVILLE	12/31/11
37	ARKANSAS	1/23/10

FEWEST DEFENSIVE REBOUNDS

Rebs.	Opponent	Date
9	at Tennessee	2/16/13
13	NORTH CAROLINA	12/13/14
15	vs. Baylor	12/6/13
15	at Alabama	1/18/11
16	vs. Ohio State	12/21/19
16	UTAH	12/15/18
16	vs. Wisconsin	4/4/15
16	ALABAMA	1/31/15
16	TEXAS A&M	1/12/13
16	at Auburn	1/11/12
16	vs. UConn	11/24/10

MOST ASSISTS

Assts.	Opponent	Date
33	vs. Arizona State	11/28/16
30	HARTFORD	12/29/09
28	LIU BROOKLYN	11/23/12
28	vs. UNC Asheville	11/30/09
25	CLEVELAND STATE	11/23/16
25	AUBURN	2/21/15
25	vs. UCLA	12/20/14
24	vs. North Carolina	12/22/18
24	at Ole Miss	12/29/16
24	UT MARTIN	11/25/16
24	BOSTON	11/21/14
24	MARIST	11/11/11
24	vs. ETSU	3/18/10

FEWEST ASSISTS

Assts.	Opponent	Date
5	LSU	2/22/14
6	EVANSVILLE	11/12/19
6	vs. Kansas State	3/22/18
6	at Florida	3/3/18
6	VANDERBILT	3/1/11

MOST TURNOVERS

TOs.	Opponent	Date
24	MOREHEAD STATE	11/13/09
23	SAM HOUSTON STATE	11/19/09
22	ETSU	11/17/17
21	LOUISVILLE	12/31/11
21	vs. Old Dominion	11/20/11
21	NORTH CAROLINA	12/5/09
20	EASTERN MICHIGAN	11/27/13
20	ALBANY	11/13/15
20	vs. Cleveland State	11/24/09

FEWEST TURNOVERS

TOs.	Opponent	Date
3	at Georgia	3/3/15
3	at South Carolina	2/4/12
4	ALABAMA	2/23/16
4	COLUMBIA	12/10/14
4	vs. Wisconsin	4/5/14
4	PORTLAND	11/26/11
5	vs. Georgia	3/9/18
5	vs. Georgia	3/12/16
5	at Vanderbilt	2/27/16
5	ALABAMA	1/31/15

MOST BLOCKS

Blks.	Opponent	Date
18	ST. JOHN'S	12/1/11
15	vs. Stony Brook	3/17/16
14	at Georgia	3/3/10
13	vs. LAMAR	11/24/19
13	vs. UCLA	12/20/14
13	at Ole Miss	1/29/13
13	ARKANSAS	1/17/12
13	vs. Kansas	11/15/11
13	MARIST	11/11/11

TEAM GAME RECORDS CAL ERA

FEWEST BLOCKS

Blks.	Opponent	Date
1	vs. Wofford	3/23/19
1	vs. Abilene Christian	3/21/19
1	LSU	2/12/19
1	SOUTH CAROLINA	2/5/19
1	at Alabama	1/5/19
1	vs. Georgia	3/9/18
1	at Vanderbilt	1/10/17
1	vs. Alabama	3/11/16
1	at LSU	1/5/16
1	WRIGHT STATE	11/20/15
1	ALABAMA	1/31/15
1	at Missouri	1/29/15
1	vs. Wisconsin	4/5/14
1	at Florida	3/8/14

MOST STEALS

Stls.	Opponent	Date
15	LAFAYETTE	11/16/12
13	OLE MISS	1/2/16
13	vs. UConn	12/9/09
12	vs. North Carolina	12/22/18
12	NORTH DAKOTA	11/14/18
12	STEPHEN F. AUSTIN	11/11/16
12	BOSTON	11/24/15
12	NORTH CAROLINA	12/13/14
12	PROVIDENCE	11/30/14
12	LIPSCOMB	12/15/12
12	PORTLAND	11/26/11
12	vs. Cornell	3/25/10
12	GEORGIA	1/9/10
12	vs. UNC Asheville	11/30/09

FEWEST STEALS

Stls.	Opponent	Date
0	vs. Baylor	12/6/13
1	vs. Duke	11/7/18
1	at West Virginia	1/27/18
1	vs. Michigan State	11/12/13
1	at Robert Morris	3/19/13
1	vs. West Virginia	3/19/11
1	FLORIDA	2/26/11

MOST PERSONAL FOULS

Fls.	Opponent	Date
33	at Kansas	1/30/16
32	at South Carolina	1/16/18
31	at Arkansas	1/14/14
31	at North Carolina	12/14/13
29	at Missouri	2/3/18
29	at South Carolina	3/1/14
28	VANDERBILT	1/30/10

FEWEST PERSONAL FOULS

Fls.	Opponent	Date
7	HARTFORD	12/29/09
8	MONTANA STATE	11/23/14
8	LAFAYETTE	11/16/12
8	vs. Florida	3/10/12
8	vs. Princeton	3/17/11
8	WINTHROP	12/22/10
8	DREXEL	12/21/09
8	vs. UNC Asheville	11/30/09

HIGHEST FIELD-GOAL %

Pct.	Opponent	Date
.677	LIU BROOKLYN	11/23/12
.667	UIC	11/26/17
.647	AUBURN	2/21/15
.645	LAFAYETTE	11/16/12
.643	vs. Alabama	3/10/18
.643	vs. Providence	12/1/13
.614	SOUTH CAROLINA	2/5/13
.613	MARIST	11/11/11
.603	vs. Wake Forest	3/20/10
.603	HARTFORD	12/29/09

LOWEST FIELD-GOAL %

Pct.	Opponent	Date
.269	at South Carolina	3/1/14
.281	at Texas A&M	1/10/15
.296	BAYLOR	12/1/12
.298	LOUISVILLE	12/31/11
.309	at Auburn	2/12/14
.313	at Missouri	2/3/18
.318	at Tennessee	3/2/19
.315	GEORGIA	12/31/17
.327	ALABAMA	3/4/14
.339	vs. UConn	4/2/11

HIGHEST FREE-THROW %

Pct.	Opponent	Date
1.000	FLORIDA	2/7/12
1.000	AUSTIN PEAY	12/19/09
.958	TENNESSEE	1/18/14
.955	at Florida	2/7/15
.946	vs. Indiana	3/23/12
.923	at Mississippi State	2/25/15
.913	TEXAS A&M	1/8/19
.912	UTAH VALLEY	11/18/19
.900	MISSOURI	1/4/20
.900	vs. Wisconsin	4/4/15
.900	at Ole Miss	2/18/14

min 10 attempts

LOWEST FREE-THROW %

Pct.	Opponent	Date
.200	ETSU	11/17/17
.333	vs. UConn	4/2/11
.391	ETSU	11/12/10
.412	vs. Wake Forest	3/20/10
.435	at Vanderbilt	2/27/16
.471	at Texas A&M	2/10/18
.471	PROVIDENCE	11/30/14
.478	at Louisville	12/29/12

min 10 attempts

HIGHEST 3-POINT %

Pct.	Opponent	Date
.700	at Florida	3/1/16
.692	DREXEL	12/21/09
.667	vs. Alabama	3/10/18
.667	AUSTIN PEAY	12/19/09
.636	vs. Michigan	3/30/14
.625	MISSOURI	2/24/18
.625	BOSTON	11/30/10
.600	FLORIDA	2/6/16
.600	FLORIDA	2/7/12
.591	vs. Alabama	3/11/16

min 10 attempts

LOWEST 3-POINT %

Pct.	Opponent	Date
.000	vs. Davidson	3/15/18
.077	vs. Alabama	3/12/10
.083	UTAH VALLEY	11/18/19
.083	TEXAS	12/5/14
.091	at South Carolina	1/16/18
.091	at Tennessee	2/27/10
.100	at Missouri	2/3/18
.100	TENNESSEE	1/31/12
.111	at Vanderbilt	1/10/17
.118	vs. Utah	12/18/19
.118	COLUMBIA	12/10/14

min 10 attempts

HIGHEST REBOUND MARGIN

Margin	Opponent	Date
+31	NJIT	11/14/15
+30	NORTH DAKOTA	11/14/18
+30	GRAND CANYON	11/14/14
+29	EASTERN KENTUCKY	11/8/19
+29	SOUTHERN ILLINOIS	11/9/18
+28	NKU	11/10/13
+27	vs. Abilene Christian	3/21/19
+27	vs. Little Rock	1/3/12
+26	vs. Arizona State	11/28/16
+26	LOUISVILLE	12/31/11

LOWEST REBOUND MARGIN

Margin	Opponent	Date
-25	at Florida	2/4/1 7
-18	at Tennessee	2/16/13
-16	vs. Baylor	12/6/13
-16	vs. Maryland	11/9/12
-15	TENNESSEE	1/18/14
-14	at LSU	1/5/16
-12	vs. Wisconsin	4/4/15
-12	GEORGIA	2/3/15
-12	at South Carolina	1/24/14
-12	vs. Alabama	3/12/10
-11	at Kansas	1/30/16
-11	TEXAS	12/5/14

VICTORY MARGINS

Margin (Score)	Opponent	Date
+58 (86-28)	MONTANA STATE	11/13/14
+52 (101-49)	LAFAYETTE	11/16/12
+50 (108-58)	MARIST	11/11/11
+49 (86-37)	MISSOUI	1/13/15
+48 (92-44)	UT ARLINGTON	11/25/14
+48 (88-40)	RADFORD	11/23/11
+46 (90-44)	MONMOUTH	11/28/18
+46 (115-69)	vs. Arizona State	11/28/16
+44 (88-44)	DREXEL	12/21/09
+43 (104-61)	HARTFORD	12/29/09

VICTORY MARGIN IN RUPP ARENA

Margin (Score)	Opponent	Date
+58 (86-28)	MONTANA STATE	11/13/14
+52 (101-49)	LAFAYETTE	11/16/12
+50 (108-58)	MARIST	11/11/11
+49 (86-37)	MISSOURI	1/13/15
+48 (92-44)	UT ARLINGTON	11/25/14
+48 (88-40)	RADFORD	11/23/11
+46 (90-44)	MONMOUTH	11/28/18
+44 (88-44)	DREXEL	12/21/09
+43 (104-61)	HARTFORD	12/29/09
+42 (91-49)	EASTERN KENTUCKY	11/8/19
+42 (100-58)	TEXAS A&M	1/3/17

VICTORY MARGIN IN SEC PLAY

Margin (Score)	Opponent	Date
+49 (86-37)	MISSOURI	1/13/15
+42 (100-58)	TEXAS A&M	1/3/17
+38 (82-44)	LSU	1/15/11
+35 (87-52)	at Vanderbilt	1/29/19
+35 (110-75)	AUBURN	2/21/15
+34 (82-48)	GEORGIA	2/9/16
+34 (88-54)	MISSOURI	1/27/16
+34 (77-43)	SOUTH CAROLINA	2/14/15
+34 (86-52)	at South Carolina	2/4/12
+31 (90-59)	SOUTH CAROLINA	2/19/11
+31 (101-70)	ARKANSAS	1/23/10

VICTORY MARGIN ON THE ROAD

Margin (Score)	Opponent	Date
+35 (87-52)	at Vanderbilt	1/29/19
+34 (86-52)	at South Carolina	2/4/12
+31 (79-48)	at Portland	11/19/10
+27 (89-62)	at South Carolina	2/13/16
+26 (81-55)	at LSU	2/6/10
+24 (74-50)	at LSU	1/28/12
+23 (99-76)	at Ole Miss	12/29/16
+22 (70-48)	at Alabama	1/17/15
+22 (75-53)	at Auburn	1/19/13
+20 (69-49)	at Georgia	1/15/19

VICTORY MARGIN AT A NEUTRAL SITE

Margin (Score)	Opponent	Date
+46 (115-69)	vs. Arizona State	11/28/16
+39 (78-39)	vs. West Virginia	3/26/15
+39 (83-44)	vs. UCLA	12/20/14
+38 (85-47)	vs. Penn State	11/19/11
+35 (79-44)	vs. Abilene Christian	3/21/19
+32 (72-40)	vs. Kansas	11/18/14
+30 (90-60)	vs. Wake Forest	3/20/10
+29 (100-71)	vs. ETSU	3/18/10
+29 (74-45)	vs. Tennessee	3/13/10
+28 (85-57)	vs. Stony Brook	3/17/16
+26 (85-59)	vs. Alabama	3/11/16

VICTORY MARGIN ON THE ROAD IN THE SEC

Margin (Score)	Opponent	Date
+35 (87-52)	at Vanderbilt	1/29/19
+34 (86-52)	at South Carolina	2/4/12
+27 (89-62)	at South Carolina	2/13/16
+26 (81-55)	at LSU	2/6/10
+24 (74-50)	at LSU	1/28/12
+23)99-76)	at Ole Miss	12/29/16
+22 (70-48)	at Alabama	1/17/15
+22 (75-53)	at Auburn	1/19/13
+20 (69-49)	at Georgia	1/15/19
+18 (74-56)	at Mississippi State	2/25/15
+18 (66-48)	at Tennessee	2/17/15

VICTORY MARGIN IN THE SEC TOURNAMENT

Margin (Score)	Opponent	Date
+29 (74-45)	vs. Tennessee	3/13/10
+26 (85-59)	vs. Alabama	3/11/16
+24 (91-67)	vs. Auburn	3/14/15
+23 (86-63)	vs. Alabama	3/10/18
+18 (73-55)	vs. Alabama	3/15/19
+18 (85-67)	vs. LSU	3/14/14
+17 (82-65)	vs. Arkansas	3/12/17
+16 (70-54)	vs. Florida	3/13/11
+15 (78-63)	vs. Arkansas	3/15/15
+15 (64-49)	vs. Florida	3/13/15

VICTORY MARGIN IN THE NCAA TOURNAMENT

Margin (Score)	Opponent	Date
+39 (78-39)	vs. West Virginia	3/26/15
+35 (79-44)	vs. Abilene Christian	3/21/19
+30 (90-60)	vs. Wake Forest	3/20/10
+29 (100-71)	vs. ETSU	3/18/10
+28 (85-57)	vs. Stony Brook	3/17/16
+23 (79-56)	vs. Hampton	3/19/15
+20 (95-75)	vs. Buffalo	3/17/18
+17 (62-45)	vs. Cornell	3/25/10
+16 (87-71)	vs. Iowa State	3/17/12
+15 (81-66)	vs. Western Kentucky	3/15/12
+13 (64-51)	vs. Cincinnati	3/21/15

KENTUCKY X NBA

BAM ADEBAYO

MIAMI HEAT
DRAFTED: 2017 / Rd 1, Pk 14 (Miami)

2019-20 NBA STATS

PPG	RPG	BPG	APG
15.5	10.7	1.2	4.4

CAREER	PPG	RPG	APG
	9.4	7.3	2.4

NBA NOTES Eastern Conference POW (Dec. 16) after producing two triple-doubles in three games

ERIC BLEDSOE

MILWAUKEE BUCKS
DRAFTED: 2010 / Rd 1, Pk 18 (OKC)

2019-20 NBA STATS

PPG	APG	RPG	SPG
15.1	5.4	4.8	0.9

CAREER	PPG	APG	SPG
	14.1	4.8	1.5

NBA NOTES Scored a season-high 31 points vs. Chicago on Nov. 14

DEVIN BOOKER

PHOENIX SUNS
DRAFTED: 2015 / Rd 1, Pk 13 (Phoenix)

2019-20 NBA STATS

PPG	RPG	APG	FG%
25.6	3.9	6.5	50.3

CAREER	PPG	APG	FG%
	21.8	4.5	44.4

NBA NOTES Tied a franchise record with five straight 30-point games

WILLIE CAULEY-STEIN

GOLDEN STATE WARRIORS
DRAFTED: 2015 / Rd 1, Pk 6 (Sacramento)

2019-20 NBA STATS

PPG	RPG	BPG	FG%
8.1	6.1	1.4	56.6

CAREER	PPG	RPG	FG%
	9.9	6.3	53.6

NBA NOTES Leads the Warriors in blocks per game and field-goal percentage

DEMARCUS COUSINS

LOS ANGELES LAKERS
DRAFTED: 2010 / Rd 1, Pk 5 (Sacramento)

2019-20 NBA STATS

PPG	RPG	BPG	SPG
N/A	N/A	N/A	N/A

CAREER	PPG	RPG	SPG
	21.2	10.9	1.4

NBA NOTES Expected to miss most, if not all, of 2019-20 season with a knee injury

29 Players on a 2019-20 NBA opening-day roster, five more than the next-closest school (Duke)

49 Total players have earned selection in the NBA Draft during John Calipari's career at Kentucky, Memphis and UMass

38 Players during Calipari's 10 seasons at UK have been selected in the NBA Draft, the most of any coach in that time period

29 First-round selections during Calipari's tenure at Kentucky, including 21 lottery selections

3 Wildcats have been selected No. 1 overall in the Calipari era at UK (John Wall, Anthony Davis and Karl-Anthony Towns)

7 Over the last 10 years, there are 22 lottery picks who have earned max contracts in the NBA. Seven of them went to Kentucky

2.26 Billion dollars Calipari's all-time players have earned in NBA contracts alone, including $1.9 billion at Kentucky

NBA LEADERS

Stats are through games on Jan. 4. Top 20 is the cutoff.

Points Per Game
1. James Harden (Rockets) - 38.4
5. Anthony Davis (Lakers) - 27.8
8. Devin Booker (Suns) - 25.6

Rebounds Per Game
1. Andre Drummond (Pistons) - 15.8
8. Bam Adebayo (Heat) - 10.7
18. Anthony Davis (Lakers) - 9.5
20. Julius Randle (Knicks) - 9.1

Assists Per Game
1. Lebron James (Lakers) - 11.0
17. Devin Booker (Suns) - 6.5

Blocks Per Game
1. Hassan Whiteside (Trailblazers) - 2.8
4. Anthony Davis (Lakers) - 2.4
13. Nerlens Noel (Thunder) - 1.5
18. Willie Cauley-Stein (Warriors) - 1.4

Field-Goal Percentage
1. Mitchell Robinson (Knicks) - .702
10. Bam Adebayo (Heat) - .571

3-Point Field-Goal Percentage
1. George Hill (Bucks) - .509
10. PJ Washinton (Hornets) - .425
15. Karl-Anthony Towns (Timberwolves) - .418

Free-Throw Percentage
1. Kyrie Irving (Nets) - .937
3. Jamal Murray (Nuggets) - .920
5. Devin Booker (Suns) - .910

Minutes Per Game
1. James Harden (Rockets) - 37.6
8. Devin Booker (Suns) - 35.9
12. Shai Gilgeous-Alexander (Thunder) - 35.3
14. Anthony Davis (Lakers) - 35.3

Double-Doubles
1. Giannis Antetokounmpo - 30
9. Bam Adebayo (Heat) - 22
T12. Karl-Anthony Towns (Timberwolves) - 18
T17. Anthony Davis (Lakers) - 16
T19. Julius Randle (Knicks) - 14

Triple-Doubles
1. Luka Donic (Mavericks) - 10
T8. Bam Adebayo (Heat) - 2

Player Efficiency Rating
1. Giannis Antetokounmpo (Bucks) - 33.85
4. Anthony Davis (Lakers) - 28.91
8. Enes Kanter (Celtics) - 25.05
17. Nerlens Noel (Thunder) - 23.12

ANTHONY DAVIS

LOS ANGELES LAKERS
DRAFTED: 2012 / Rd 1, Pk 1 (New Orleans)

2019-20 NBA STATS

PPG	RPG	BPG	PER
27.8	9.5	2.4	28.91

CAREER	PPG	RPG	BPG
	24.0	10.5	2.4

NBA NOTES Two-time NBA Western Conference Player of the Week in 2019-20

HAMIDOU DIALLO

OKLAHOMA CITY THUNDER
DRAFTED: 2018 / Rd 2, Pk 45 (Brooklyn)

2019-20 NBA STATS

PPG	RPG	SPG	FG%
8.3	3.6	1.3	47.7

CAREER	PPG	RPG	FG%
	4.8	2.3	46.3

NBA NOTES Returned to action Dec. 31 after missing 17 games with a hyperextended elbow

DE'AARON FOX

SACRAMENTO KINGS
DRAFT: 2017 / Rd 1, Pk 5 (Sacramento)

2019-20 NBA STATS

PPG	RPG	APG	SPG
17.6	3.8	6.8	1.3

CAREER	PPG	RPG	APG
	14.9	3.4	6.0

NBA NOTES Scored a season-high 31 points against Houston on Dec. 23

WENYEN GABRIEL

SACRAMENTO KINGS
2018 / Undrafted, Signed by Sacramento

2019-20 NBA STATS

PPG	RPG	FG%	MPG
1.8	0.9	31.3	5.6

CAREER	PPG	RPG	MPG
	1.8	0.9	5.6

NBA NOTES Appeared in nine games this season

SHAI GILGEOUS-ALEXANDER

OKLAHOMA CITY THUNDER
DRAFT: 2018 / Rd 1, Pk 11 (Charlotte)

2019-20 NBA STATS

PPG	RPG	APG	SPG
19.9	5.3	2.8	1.2

CAREER	PPG	RPG	APG
	13.6	3.6	3.2

NBA NOTES Scored at least 19 in nine straight, including a career-high 32 in three of those games

TYLER HERRO

MIAMI HEAT
DRAFT: 2019 / Rd 1, Pk 13 (Miami)

2019-20 NBA STATS

PPG	RPG	APG	FG%
13.4	4.3	2.1	41.5

CAREER	PPG	RPG	APG
	13.4	4.3	2.1

NBA NOTES Scored 27 points vs. Chicago on Dec. 10, including team's final 11 points in overtime

KENTUCKY × NBA

KELDON **JOHNSON**

SAN ANTONIO SPURS
DRAFT: 2019 / Rd 1, Pk 29 (San Antonio)
2019-20 NBA STATS

PPG	RPG	FG%	MPG
1.0	1.0	25.0	3.5

CAREER	PPG	RPG	MPG
	1.0	1.0	3.5

NBA NOTES Scored his first career points vs. Milwaukee on Jan. 4

ENES **KANTER**

BOSTON CELTICS
DRAFT: 2011 / Rd 1, Pk 3 (Utah)
2019-20 NBA STATS

PPG	RPG	APG	FG%
9.1	8.0	1.1	56.5

CAREER	PPG	RPG	FG%
	11.8	7.6	54.1

NBA NOTES As of Jan. 5, ranked in the top 10 in the league in player efficiency rating

MICHAEL **KIDD-GILCHRIST**

CHARLOTTE HORNETS
DRAFT: 2012 / Rd 1, Pk 2 (Charlotte)
2019-20 NBA STATS

PPG	RPG	APG	FT%
4.2	3.1	0.8	77.8

CAREER	PPG	RPG	APG
	8.6	5.5	1.2

NBA NOTES Owns the fifth-most rebounds in franchise history

BRANDON **KNIGHT**

CLEVELAND CAVALIERS
DRAFT: 2011 / Rd 1, Pk 8 (Detroit)
2019-20 NBA STATS

PPG	RPG	APG	MPG
4.7	0.8	1.6	11.4

CAREER	PPG	RPG	APG
	14.2	3.1	4.0

NBA NOTES Hit a season-high four 3-pointers on Nov. 18 vs. New York

KEVIN **KNOX II**

NEW YORK KNICKS
DRAFT: 2018 / Rd 1, Pk 9 (New York)
2019-20 NBA STATS

PPG	RPG	APG	MPG
7.7	3.1	1.1	19.8

CAREER	PPG	RPG	APG
	11.2	4.0	1.1

NBA NOTES Scored a season-high 19 points against Milwaukee on Dec. 21

SKAL **LABISSIÈRE**

PORTLAND TRAIL BLAZERS
DRAFT: 2016 / Rd 1, Pk 28 (Phoenix)
2019-20 NBA STATS

PPG	RPG	BPG	FG%
5.8	5.1	0.9	55.1

CAREER	PPG	RPG	FG%
	7.2	4.5	49.2

NBA NOTES Did not travel on Portland's five-game road swing as he recovers from a knee injury

Trey **LYLES**

SAN ANTONIO SPURS
DRAFT: 2015 / Rd 1, Pk 12 (Utah)
2019-20 NBA STATS

PPG	RPG	APG	FG%
4.7	5.6	1.2	42.3

CAREER	PPG	RPG	FG%
	7.3	4.1	43.0

NBA NOTES Season-best 17 points with a trio of 3-pointers against Memphis on Dec. 23

DARIUS **MILLER**

NEW ORLEANS PELICANS
DRAFT: 2012 / Rd 2, Pk 46 (New Orleans)
2019-20 NBA STATS

PPG	RPG	APG	FG%
N/A	N/A	N/A	N/A

CAREER	PPG	APG	FT%
	6.0	1.4	83.0

NBA NOTES Out for season after injuring right Achilles

MALIK **MONK**

CHARLOTTE HORNETS
DRAFT: 2017 / Rd 1, Pk 11 (Charlotte)
2019-20 NBA STATS

PPG	RPG	APG	FG%
8.9	2.8	2.0	42.9

CAREER	PPG	RPG	APG
	8.1	1.8	1.6

NBA NOTES Season-high 23 points and added 10 rebounds against the Kings on Dec. 17

JAMAL **MURRAY**

DENVER NUGGETS
DRAFT: 2016 / Rd 1, Pk 7 (Denver)
2019-20 NBA STATS

PPG	RPG	APG	SPG
17.9	4.1	4.7	1.4

CAREER	PPG	APG	RPG
	15.2	3.6	3.6

NBA NOTES Scored a season-high-tying 39 points on 13-of-19 shooting vs. Washington on Jan. 4

NERLENS **NOEL**

OKLAHOMA CITY THUNDER
DRAFT: 2013 / Rd 1, Pk 6 (New Orleans)
2019-20 NBA STATS

PPG	RPG	BPG	FG%
7.7	5.1	1.5	66.0

CAREER	PPG	BPG	RPG
	8.1	1.4	6.3

NBA NOTES Ranks among the top 20 in the NBA in player efficiency and blocks per game

PATRICK **PATTERSON**

LOS ANGELES CLIPPERS
DRAFT: 2010 / Rd 1, Pk 14 (Houston)
2019-20 NBA STATS

PPG	RPG	APG	3FG%
5.3	3.0	0.8	40.6

CAREER	PPG	RPG	APG
	6.8	4.1	1.1

NBA NOTES Hit a career-high six 3-pointers against Golden State on Oct. 24

JULIUS **RANDLE**

NEW YORK KNICKS
DRAFT: 2014 / Rd 1, Pk 7 (LA Lakers)
2019-20 NBA STATS

PPG	RPG	APG	FG%
18.7	9.1	3.3	45.4

CAREER	PPG	RPG	APG
	15.7	8.9	2.8

NBA NOTES Scored 30 or more in three straight games from Dec. 23 to Dec. 28.



RAJON **RONDO**

LOS ANGELES LAKERS
DRAFTED: 2006 / Rd 1, Pk 21 (Phoenix)
2019-20 NBA STATS

PPG	RPG	APG	SPG
7.1	3.5	5.4	1.0

CAREER	PPG	RPG	APG
	10.3	4.8	8.4

NBA NOTES Four-time NBA All-Star in his 14th season in the NBA

KARL-ANTHONY **TOWNS**

MINNESOTA TIMBERWOLVES
DRAFTED: 2015 / Rd 1, Pk 1 (Minnesota)
2019-20 NBA STATS

PPG	RPG	APG	PER
26.5	11.7	4.4	28.53

CAREER	PPG	RPG	FG%
	22.5	11.8	53.5

NBA NOTES Hasn't played since Dec. 13 because of a knee injury

JARRED **VANDERBILT**

DENVER NUGGETS
DRAFT: 2018 / Rd 2, Pk 41 (Orlando)
2019-20 NBA STATS

PPG	RPG	APG	MPG
0.5	0.5	0.3	3.3

CAREER	PPG	RPG	MPG
	1.2	1.2	3.9

NBA NOTES Appeared in four games in 2019-20

JOHN **WALL**

WASHINGTON WIZARDS
DRAFT: 2010 / Rd 1, Pk 1 (Washington)
2019-20 NBA STATS

PPG	RPG	APG	SPG
N/A	N/A	N/A	N/A

CAREER	PPG	APG	RPG
	19.0	9.2	4.3

NBA NOTES Franchise leader in career assists and steals, out for 2019-20 with an Achilles injury

PJ **WASHINGTON**

CHARLOTTE HORNETS
DRAFT: 2019 / Rd 1, Pk 12 (Charlotte)
2019-20 NBA STATS

PPG	RPG	APG	3FG%
12.8	5.2	1.8	42.5

CAREER	PPG	RPG	3FG%
	12.5	5.2	42.5

NBA NOTES Scored in double-figures in 10 straight games he's appeared

0

ASHTON HAGANS

Sophomore | Guard | 6-3 | 198 lbs | Cartersville, Ga. | Newton

@H23Ash | @ashton.hagans

2019-20 SEASON/CAREER HIGHS

Points	
Season	26, vs. UTAH VALLEY (11/18/19)
Career	26, vs. UTAH VALLEY (11/18/19)
Rebounds	
Season	7, 3x, last vs. GEORGIA TECH (12/14/19)
Career	7, 4x, last vs. GEORGIA TECH (12/14/19)
Field Goals	
Season	8, vs. GEORGIA TECH (12/14/19)
Career	9, at Georgia (1/15/19)
Field Goals Attempted	
Season	14, 2x, last vs. Utah (12/18/19)
Career	18, at Georgia (1/15/19)
3-Point Field Goals	
Season	3, vs. LAMAR (11/24/19)
Career	3, vs. LAMAR (11/24/19)
3-Point Field Goals Attempted	
Season	4, 2x, last vs. Utah (12/18/19)
Career	4, 5x, last vs. Utah (12/18/19)
Free Throws	
Season	12, vs. UTAH VALLEY (11/18/19)
Career	12, vs. UTAH VALLEY (11/18/19)
Free Throws Attempted	
Season	12, vs. UTAH VALLEY (11/18/19)
Career	12, vs. UTAH VALLEY (11/18/19)
Assists	
Season	12, vs. UAB (11/29/19)
Career	12, 2x, last vs. UAB (11/29/19)
Steals	
Season	4, vs. Utah (12/18/19)
Career	8, vs. North Carolina (12/22/18)
Blocks	
Season	1, 2x, last vs. LOUISVILLE (12/28/19)
Career	2, vs. VMI (11/18/18)
Minutes	
Season	43, vs. LOUISVILLE (12/28/19)
Career	43, vs. LOUISVILLE (12/28/19)

MISCELLANEOUS	2019-20	CAREER
Dunks	6	9
Double-Figure Scoring Games	9	22
Double-Figure Rebounding Games	0	0
Games With Double-Double	1	2
Games Led UK in Scoring	2	4
Games Led UK in Rebounding	2	3
Games Led UK in Assists	13	39
Games Led UK in Steals	11	28
Games Led UK in Blocks	1	2
Games With 3+ Assists	13	42
Games With 3+ Blocks	0	0
Games With 3+ Steals	3	13
Games With 3+ 3-Pointers	1	1

- Left the game at 1:30 mark with a left ankle injury. After the game, Calipari said it was a lower left ankle sprain. His status is day-to-day
- Averaging 14.3 points, 8.4 assists and 4.1 rebounds while shooting 49.4% over the last 10 games
- Ranks seventh nationally in assists per game (7.3) and third in the league in assist-to-turnover ratio (2.21)
- Scored in double figures against Ohio State for a team-leading ninth time this season with 14 points
- Notched his second career double-double with 11 points and 11 assists against Fairleigh Dickinson
- Streak of 10 games with six or more assists is best run since Roger Harden in 1986 (12 games)
- Leads the team with 95 assists and has led the Wildcats in assists in all 13 games
- Posted career-high-tying 12 assists against UAB
- After a lower leg injury limited him to 24 minutes against Evansville, played 37 minutes against Utah Valley, scoring a career-high 26 points
  - Made 12 of 12 at the foul line, both career bests. Became the 15th player in school history to go perfect from the free-throw line with at least 12 attempts
- Drew the main defensive assignment on Michigan State guard Cassius Winston, a leading national player of the year candidate, to help UK to the win
- All-SEC Preseason First Team selection by the league's media and coaches
- National watch lists: Citizen Naismith Trophy, Wooden Preseason Top 50, Lute Olson Award, Bob Cousy Award
- SEC Co-Defensive Player of the Year and SEC All-Defensive Team in 2018-19
- Naismith National Defensive Player of the Year semifinalist as a freshman
- Led UK with 61 steals, tied for third most among all freshmen in school history
  - First player in program history with at least three steals in seven straight
  - Steals streak was the longest by a major-conference freshman since Chris Paul had a stretch of 10 straight games with three or more steals in 2003-04
- Led team with 160 total assists, fifth most by a freshman in school history
  - Three or more in a team-high 29 games
  - Dished a career-high 12 assists vs. Tennessee in the SEC Tournament semifinals, tied for the most in SEC Tournament history
- Tied Rajon Rondo and Wayne Turner's school record with eight steals against North Carolina

Birthday: July 8

Parents: Monica Wheeler and Marvin Hagans

Major: Community and leadership development

Off the court he likes ...
Going to the studio and rapping for the fun of it

Did you know?
He chose to wear No. 0 this season because it was also his high school number

Game-By-Game Statistics

Opponent	Date	GS	Min	FG-A	Pct.	3FG-A	Pct.	FT-A	Pct.	Off-Def-Tot	PF	Ast	TO	Blk	Stl	Pts
vs. Michigan St.	11/5/19	*	29	3-9	.333	0-1	.000	5-5	1.000	1-1-2	1	3	3	0	1	11
EKU	11/8/19	*	23	5-9	.556	0-3	.000	1-3	.333	1-6-7	2	5	3	0	3	11
EVANSVILLE	11/12/19	*	24	1-8	.125	0-3	.000	1-2	.500	0-2-2	4	3	4	0	2	3
UTAH VALLEY	11/18/19	*	37	7-14	.500	0-2	.000	12-12	1.000	0-5-5	0	6	6	1	1	26
MT. ST. MARY'S	11/22/19	*	29	5-8	.625	0-0	.000	6-6	1.000	0-7-7	2	7	2	0	1	16
LAMAR	11/24/19	*	32	4-6	.667	3-4	.750	4-4	1.000	0-3-3	2	9	4	0	2	15
UAB	11/29/19	*	35	2-6	.333	1-3	.333	4-6	.667	1-2-3	3	12	2	0	2	9
FDU	12/7/19	*	30	2-4	.500	0-0	.000	7-7	1.000	0-2-2	3	11	2	0	2	11
GEORGIA TECH	12/14/19	*	35	8-10	.800	2-3	.667	3-4	.750	0-7-7	3	7	6	0	2	21
vs. Utah	12/18/19	*	37	5-14	.357	1-4	.250	5-6	.833	1-2-3	1	8	2	0	4	16
vs. Ohio State	12/21/19	*	37	5-10	.500	0-2	.000	4-6	.667	0-1-1	2	9	2	0	3	14
LOUISVILLE	12/28/19	*	43	3-8	.375	1-1	1.000	1-2	.500	0-5-5	1	8	2	1	2	8
MISSOURI	1/4/20	*	35	0-3	.000	0-0	.000	7-8	.875	0-5-5	3	7	5	0	1	7

Career Statistics

Year	GP-GS	Min-Avg	FG-FGA	Pct	3FG-FGA	Pct	FT-FTA	Pct	Off-Def-Tot-Avg	PF-FO	Ast	TO	Blk	Stl	Pts	Avg
2018-19	37-30	1054-28.5	100-214	.467	14-51	.275	70-92	.761	22-74-96-2.6	73-0	160	94	4	61	284	7.7
2019-20	13-13	426-32.8	50-109	.459	8-26	.308	60-71	.845	4-48-52-4.0	27-0	95	43	2	26	168	12.9
TOTAL	**50-43**	**1480-29.6**	**150-323**	**.464**	**22-77**	**.286**	**130-163**	**.798**	**26-122-148-3.0**	**100-0**	**255**	**137**	**6**	**87**	**452**	**9.0**

1

NATE SESTINA

Graduate Student | Forward | 6-9 | 234 lbs | Emporium, Pa. | Bucknell

@NateSestina23 | @natesestina4

2019-20 SEASON/CAREER HIGHS

Points	
Season	17, vs. Ohio State (12/21/19)
Career	32, vs. HOLY CROSS (1/14/19)
Rebounds	
Season	12, vs. UTAH VALLEY (11/18/19)
Career	17, vs. ARMY (3/2/19)
Field Goals	
Season	6, vs. Ohio State (12/21/19)
Career	11, vs. HOLY CROSS (1/14/19)
Field Goals Attempted	
Season	11, vs. Ohio State (12/21/19)
Career	17, vs. ARMY (3/2/19)
3-Point Field Goals	
Season	5, vs. Ohio State (12/21/19)
Career	5, 2x, last vs. Ohio State (12/21/19)
3-Point Field Goals Attempted	
Season	8, vs. Ohio State (12/21/19)
Career	8, 2x, last vs. Ohio State (12/21/19)
Free Throws	
Season	5, 2x, last vs. EVANSVILLE (11/12/19)
Career	9, vs. HOLY CROSS (1/14/19)
Free Throws Attempted	
Season	7, vs. EKU (11/8/19)
Career	10, vs. HOLY CROSS (1/14/19)
Assists	
Season	4, vs. MT. ST. MARY'S (11/22/19)
Career	5, vs. BOSTON UNIVERSITY (3/4/18)
Steals	
Season	2, vs. EKU (11/8/19)
Career	2, 5x, last vs. EKU (11/8/19)
Blocks	
Season	2, 2x, last vs. MISSOURI (1/4/20)
Career	4, 2x, last vs. ARMY (3/2/19)
Minutes	
Season	34, vs. UTAH VALLEY (11/18/19)
Career	39, at St. Bonaventure (11/7/18)

MISCELLANEOUS	2019-20	CAREER*
Dunks	1	1^
Double-Figure Scoring Games	2	42
Double-Figure Rebounding Games	2	14
Games With Double-Double	1	12
Games Led UK in Scoring	1	10
Games Led UK in Rebounding	3	30
Games Led UK in Assists	0	0
Games Led UK in Steals	1	13
Games Led UK in Blocks	1	33
Games With 3+ Assists	1	10
Games With 3+ Blocks	0	5
Games With 3+ Steals	0	0
Games With 3+ 3-Pointers	1	5

**includes Bucknell statistics*
^only includes UK career

- Drained five 3-pointers en route to a season-high 17 points against Ohio State
  - Five 3s are the most this season by a Wildcat and tied his career high, previously set vs. Boston University on Jan. 5, 2019, as a player for Bucknell
- Returned against Utah after undergoing surgery on a fractured bone in his left wrist on Nov. 27
- After missing his first two free-throw attempts of the season, has not missed since, making 21 straight
- Leads UK in 3-point shooting (34.8%)
- Played 30 or more minutes in the first four games of the season
- Scored eight points and snared 12 rebounds against Utah Valley
- Posted his first double-double as a Wildcat vs. Eastern Kentucky with 12 points and 11 rebounds
- Made his Kentucky debut in the win vs. No. 1/1 Michigan State, recording seven points and six rebounds with a key 3-pointer in the second half to push UK's lead to 13
- Averaged 12.0 points and 9.0 rebounds in UK's two exhibition games, including a double-double vs. Georgetown College (11 points, 10 boards) and 13 points vs. Kentucky State
- Graduate transfer who concluded his career at Bucknell as an All-Patriot League Second Team member
- Ranked second on the team and sixth in the Patriot League in points per game (15.8) and led the team and league in rebounds per game (8.5) as a senior
- Shot 53.6% from the field, 38% from 3-point range and 80.8% from the free-throw line
- Scored in double figures in 27 games
- Calipari has called him a bigger, stronger Derek Willis because of his ability to stretch the floor and hit shots: "He's way better than I thought he was," Calipari said
- Tallied career-high 32 points and broke school record for most field goals without a miss (11 of 11) against Holy Cross
- First player from Cameron County to become a Division I athlete since the 1970s

Birthday: May 12

Parents: Donald and Rachelle Sestina

Grad program: Kinesiology and health promotion

Off the court he likes to ...
Go fishing with his dad and two brothers

Did you know?
His nickname is "Sesti," and he has at least one cup of coffee every day

Game-By-Game Statistics

Opponent	Date	GS	Min	FG-A	Pct.	3FG-A	Pct.	FT-A	Pct.	Off-Def-Tot	PF	Ast	TO	Blk	Stl	Pts
vs. Michigan St.	11/5/19	*	31	3-4	.750	1-2	.500	0-0	.000	0-6-6	3	2	0	1	0	7
EKU	11/8/19	*	30	3-6	.500	1-3	.333	5-7	.714	3-8-11	2	2	1	2	2	12
EVANSVILLE	11/12/19	*	30	2-4	.500	0-1	.000	5-5	1.000	1-4-5	3	0	2	1	0	9
UTAH VALLEY	11/18/19	*	34	2-8	.250	0-3	.000	4-4	1.000	3-9-12	4	1	3	0	0	8
MT. ST. MARY'S	11/22/19	*	25	1-3	.333	0-2	.000	3-3	1.000	1-3-4	1	4	0	0	0	5
LAMAR	11/24/19	*	17	1-2	.500	1-2	.500	0-0	.000	1-4-5	2	2	1	0	0	3
UAB	11/29/19		DNP - Fractured left wrist													
FDU	12/7/19		DNP - Fractured left wrist													
GEORGIA TECH	12/14/19		DNP - Fractured left wrist													
vs. Utah	12/18/19		10	0-1	.000	0-0	.000	0-0	.000	1-0-1	1	0	1	1	0	0
vs. Ohio State	12/21/19		32	6-11	.545	5-8	.625	0-0	.000	3-1-4	4	1	0	0	0	17
LOUISVILLE	12/28/19		16	3-6	.500	0-1	.000	0-0	.000	2-1-3	5	1	0	0	1	6
MISSOURI	1/4/20		27	1-4	.250	0-1	.000	4-4	1.000	1-5-6	3	1	0	2	1	6

Career Statistics

Year	GP-GS	Min-Avg	FG-FGA	Pct	3FG-FGA	Pct	FT-FTA	Pct	Off-Def-Tot-Avg	PF-FO	Ast	TO	Blk	Stl	Pts	Avg
2015-16	4-0	32-8.0	6-11	.545	2-3	.667	1-1	1.000	1-4-5-1.3	7-0	3	4	0	2	15	3.8
2016-17	31-0	371-12.0	63-124	.508	7-24	.292	16-23	.696	35-79-114-3.7	57-0	12	27	17	7	149	4.8
2017-18	34-0	508-14.9	89-159	.560	14-41	.341	29-39	.744	37-97-134-3.9	71-0	31	35	20	11	221	6.5
2018-19	31-31	858-27.7	185-345	.536	41-108	.380	80-99	.808	61-201-262-8.5	89-3	37	66	33	11	491	15.8
2019-20	10-6	252-25.2	22-49	.449	8-23	.348	21-23	.913	16-41-57-5.7	28-1	14	8	7	4	73	7.3
TOTAL	**110-37**	**2021-18.4**	**365-688**	**.531**	**72-199**	**.362**	**147-185**	**.795**	**150-422-572-5.2**	**252-4**	**97**	**140**	**77**	**35**	**949**	**8.6**

2

KAHLIL WHITNEY

Freshman | Forward | 6-6 | 210 lbs | Chicago | Roselle Catholic

@KahlilWhitney | @kahlilwhitney

2019-20 SEASON/CAREER HIGHS

Points	
Season	11, vs. EKU (11/8/19)
Career	11, vs. EKU (11/8/19)
Rebounds	
Season	5, vs. UTAH VALLEY (11/18/19)
Career	5, vs. UTAH VALLEY (11/18/19)
Field Goals	
Season	5, vs. EKU (11/8/19)
Career	5, vs. EKU (11/8/19)
Field Goals Attempted	
Season	8, vs. EKU (11/8/19)
Career	8, vs. EKU (11/8/19)
3-Point Field Goals	
Season	1, 4x, last vs. Utah (12/18/19)
Career	1, 4x, last vs. Utah (12/18/19)
3-Point Field Goals Attempted	
Season	3, 2x, last vs. Utah (12/18/19)
Career	3, 2x, last vs. Utah (12/18/19)
Free Throws	
Season	3 vs. EVANSVILLE (11/12/19)
Career	3 vs. EVANSVILLE (11/12/19)
Free Throws Attempted	
Season	6, vs. EVANSVILLE (11/12/19)
Career	6, vs. EVANSVILLE (11/12/19)
Assists	
Season	2, vs. UAB (11/29/19)
Career	2, vs. UAB (11/29/19)
Steals	
Season	2, 2x, last vs. MT. ST. MARY'S (11/22/19)
Career	2, 2x, last vs. MT. ST. MARY'S (11/22/19)
Blocks	
Season	2, vs. LAMAR (11/24/19)
Career	2, vs. LAMAR (11/24/19)
Minutes	
Season	25, vs. UTAH VALLEY (11/18/19)
Career	25, vs. UTAH VALLEY (11/18/19)

MISCELLANEOUS	2019-20	CAREER
Dunks	6	6
Double-Figure Scoring Games	1	1
Double-Figure Rebounding Games	0	0
Games With Double-Double	0	0
Games Led UK in Scoring	0	0
Games Led UK in Rebounding	0	0
Games Led UK in Assists	0	0
Games Led UK in Steals	2	2
Games Led UK in Blocks	0	0
Games With 3+ Assists	0	0
Games With 3+ Blocks	0	0
Games With 3+ Steals	0	0
Games With 3+ 3-Pointers	0	0

- Started eight games this season
- Scored seven points in his first game off the bench vs. Fairleigh Dickinson
- After dislocating his left pinky finger late in the game vs. Utah Valley, played 15 minutes five days later vs. Mount St. Mary's, scoring nine points and logging a pair of steals
- Recorded first double-figure scoring game as a Wildcat vs. Eastern Kentucky with 11 points
- Played 22 key minutes in the victory over No. 1/1 Michigan State, including an important 3-pointer during a 9-0 second-half run that opened up a 13-point lead
- Bounced back from a scoreless exhibition opener with 15 points on 7-of-12 shooting to go along with five rebounds and three blocks vs. Kentucky State
- Julius Erving Award watch list for the nation's top small forward, as awarded by the Naismith Memorial Basketball Hall of Fame
- Tabbed No. 11 overall player by the Recruiting Services Consenus Index for the 2019 class
- Naismith High School Boys' All-America Third Team selection
- All-USA Today New Jersey First Team honors
- Considered an athletic freak and one of the best dunkers on the team with team-best 42-inch maximum vertical and team-high-tying hand width of 11.5 inches
- Averaged 19.4 points and 5.7 rebounds per game as a senior at Roselle Catholic
  - Scored in double figures in all 29 games during his senior season with 11 games of 20 or more points
- Helped lead Roselle Catholic to the New Jersey's Tournament of Champions as a junior
- Scored more than 2,000 points during his high school career
- McDonald's All American Game, Jordan Brand Classic and Allen Iverson Roundball Classic participant
  - Named co-MVP of the Iverson Classic after scoring 38 points
- Delayed signed his national letter of intent to the spring to return home to Chicago and sign at his elementary school as an inspiration to inner-city youth



Birthday: Jan. 8

Parents: Kelly Whitney and Chanel Tillmon

Major: Undeclared/exploratory studies in agriculture

Most memorable moment is ...
Winning a state high school basketbal championship

Did you know?.
His father gave him his nickname of "The Dragon"

Game-By-Game Statistics

Opponent	Date	GS	Min	FG-A	Pct.	3FG-A	Pct.	FT-A	Pct.	Off-Def-Tot	PF	Ast	TO	Blk	Stl	Pts
vs. Michigan St.	11/5/19	*	22	1-3	.333	1-2	.500	1-3	.333	2-2-4	2	1	2	0	0	4
EKU	11/8/19	*	21	5-8	.625	0-1	.000	1-2	.500	1-1-2	3	0	2	0	1	11
EVANSVILLE	11/12/19	*	22	1-3	.333	1-3	.333	3-6	.500	1-2-3	2	0	1	0	2	6
UTAH VALLEY	11/18/19	*	25	2-5	.400	0-0	.000	0-0	.000	1-4-5	0	0	2	0	0	4
MT. ST. MARY'S	11/22/19	*	15	4-7	.571	1-1	1.000	0-0	.000	0-1-1	2	1	2	0	2	9
LAMAR	11/24/19	*	13	1-7	.143	0-0	.000	1-2	.500	0-2-2	0	1	0	2	0	3
UAB	11/29/19	*	19	0-5	.000	0-2	.000	2-2	1.000	2-0-2	1	2	1	0	0	2
FDU	12/7/19		18	3-4	.750	0-0	.000	1-2	.500	1-2-3	2	0	0	0	0	7
GEORGIA TECH	12/14/19		7	1-2	.500	0-0	.000	0-0	.000	2-1-3	0	1	2	0	0	2
vs. Utah	12/18/19		16	3-6	.500	1-3	.333	0-1	.000	2-0-2	5	1	1	0	0	7
vs. Ohio State	12/21/19	*	10	1-3	.333	0-1	.000	0-1	.000	1-0-1	1	0	1	0	0	2
LOUISVILLE	12/28/19		2	0-0	.000	0-0	.000	0-0	.000	0-0-0	0	0	0	0	0	0
MISSOURI	1/4/20		8	0-2	.000	0-1	.000	0-0	.000	0-0-0	0	0	0	0	0	0

Career Statistics

Year	GP-GS	Min-Avg	FG-FGA	Pct	3FG-FGA	Pct	FT-FTA	Pct	Off-Def-Tot-Avg	PF-FO	Ast	TO	Blk	Stl	Pts	Avg
2019-20	13-8	198-15.2	22-55	.400	4-14	.286	9-19	.474	13-15-28-2.2	18-1	7	14	2	5	57	4.4
TOTAL	**13-8**	**198-15.2**	**22-55**	**.400**	**4-14**	**.286**	**9-19**	**.474**	**13-15-28-2.2**	**18-1**	**7**	**14**	**2**	**5**	**57**	**4.4**

3

TYRESE MAXEY

Freshman | Guard | 6-3 | 198 lbs | Garland, Texas | South Garland

@TyreseMaxey | @tyresemaxey

2019-20 SEASON/CAREER HIGHS

Points	
Season	27, vs. LOUISVILLE (12/28/19)
Career	27, vs. LOUISVILLE (12/28/19)
Rebounds	
Season	7, 2x, last vs. LOUISVILLE (12/28/19)
Career	7, 2x, last vs. LOUISVILLE (12/28/19)
Field Goals	
Season	9, vs. LOUISVILLE (12/28/19)
Career	9, vs. LOUISVILLE (12/28/19)
Field Goals Attempted	
Season	14, 2x, last vs. LOUISVILLE (12/28/19)
Career	14, 2x, last vs. LOUISVILLE (12/28/19)
3-Point Field Goals	
Season	4, 2x, last vs. LOUISVILLE (12/28/19)
Career	4, 2x, last vs. LOUISVILLE (12/28/19)
3-Point Field Goals Attempted	
Season	7, vs. Michigan State (11/5/19)
Career	7, vs. Michigan State (11/5/19)
Free Throws	
Season	9, vs. Michigan State (11/5/19)
Career	9, vs. Michigan State (11/5/19)
Free Throws Attempted	
Season	10, vs. Michigan State (11/5/19)
Career	10, vs. Michigan State (11/5/19)
Assists	
Season	6, 2x, last vs. GEORGIA TECH (12/14/19)
Career	6, 2x, last vs. GEORGIA TECH (12/14/19)
Steals	
Season	2, 2x, last vs. GEORGIA TECH (12/14/19)
Career	2, 2x, last vs. GEORGIA TECH (12/14/19)
Blocks	
Season	1, 2x, last vs. LAMAR (11/24/19)
Career	1, 2x, last vs. LAMAR (11/24/19)
Minutes	
Season	41, vs. LOUISVILLE (12/28/19)
Career	41, vs. LOUISVILLE (12/28/19)

MISCELLANEOUS	2019-20	CAREER
Dunks	2	2
Double-Figure Scoring Games	8	8
Double-Figure Rebounding Games	0	0
Games With Double-Double	0	0
Games Led UK in Scoring	4	4
Games Led UK in Rebounding	2	2
Games Led UK in Assists	0	0
Games Led UK in Steals	2	2
Games Led UK in Blocks	1	1
Games With 3+ Assists	9	9
Games With 3+ Blocks	0	0
Games With 3+ Steals	0	0
Games With 3+ 3-Pointers	3	3

- Named Bluegrass Sports Commission MVP against Louisville after scoring a career-high 27 points
  - Shot 9 of 14 from the floor, 4 of 5 from the 3-point line and 5 of 6 from the from the free-throw line
  - Most points by a UK player vs. Louisville since Jodie Meeks had 28 on Jan. 5, 2009 and the most ever by a freshman in the rivalry
- Leading scorer this season with an average of 13.8 points per game
- Named NCAA March Madness National Player of the Week USBWA Wayman Tisdale National Freshman of Week for the week of Dec. 30
- Two-time SEC Freshman of the Week
- Averaging 22.7 points and 6.0 rebounds while shooting 53.8% from the field, 44.4% from 3-point range and 81.8% from the free-throw line in Kentucky's three games vs. AP ranked opponents
- Drew the defensive assignment on Georgia Tech's Michael Devoe, who came into the game averaging 21.4 points per game. Held Devoe to five points on 2-of-11 shooting
  - ESPN analyst Jay Bilas said of the defensive performance: "He's really been in a lot of ways the player of the game" despite going 0 for 9 from the floor
- Sensational debut on a national stage in Madison Square Garden with 26 points on 7-of-12 shooting to defeat No. 1/1 Michigan State
  - Made team-high three 3-pointers, including a dagger from four feet behind the line with just over a minute left to determine the outcome
  - 26 points are the most by a UK freshman in a debut in school history. Only Mike Casey, who scored 28 as a sophomore on Dec. 2, 1967, debuted with more to start a UK career
- Preseason All-America Honorable Mention by the Associated Press
- Preseason All-SEC Second Team selection by the league's media and coaches
- National watch lists: Citizen Naismith Trophy, Wooden Preseason Top 50, NABC National Player of the Year, Oscar Robertson Trophy, Bob Cousy Award
- Named Texas Mr. Basketball and the Dallas-Fort Worth Area Player of the Year
- 2018 USA Today All-Texas First Team, 2018 Texas Association of Basketball Coaches All-State First Team and crowned 2018 Dallas Morning News Sports Day Player of the Year as a junior
- Won a gold medal as a part of the U18 Team USA squad



Birthday: Nov. 4

Parents: Denyse and Tyrone Maxey

Major: Undeclared/exploratory studies in agriculture

Off the court he likes to ...
Watch Marvel movies and he's seen every one since 2008

Did you know?
He graduated in the top 5% of his graduating class

Game-By-Game Statistics

Opponent	Date	GS	Min	FG-A	Pct.	3FG-A	Pct.	FT-A	Pct.	Off-Def-Tot	PF	Ast	TO	Blk	Stl	Pts
vs. Michigan St.	11/5/19		32	7-12	.583	3-7	.429	9-10	.900	0-5-5	3	1	1	0	1	26
EKU	11/8/19		26	2-6	.333	0-2	.000	5-5	1.000	0-3-3	0	3	4	0	1	9
EVANSVILLE	11/12/19		33	5-12	.417	1-4	.250	4-5	.800	0-3-3	4	0	2	1	2	15
UTAH VALLEY	11/18/19	*	37	4-14	.286	1-5	.200	5-7	.714	1-4-5	3	3	2	0	0	14
MT. ST. MARY'S	11/22/19	*	33	4-7	.571	1-4	.250	2-2	1.000	0-1-1	1	6	3	0	0	11
LAMAR	11/24/19	*	31	8-11	.727	4-6	.667	1-1	1.000	0-5-5	3	3	1	1	1	21
UAB	11/29/19	*	33	3-9	.333	1-4	.250	0-0	.000	0-3-3	1	4	0	0	0	7
FDU	12/7/19	*	27	1-8	.125	0-3	.000	0-0	.000	1-5-6	2	4	1	0	0	2
GEORGIA TECH	12/14/19	*	38	0-9	.000	0-3	.000	6-6	1.000	1-6-7	1	6	3	0	2	6
vs. Utah	12/18/19	*	29	7-13	.538	0-4	.000	4-6	.667	0-1-1	4	1	3	0	0	18
vs. Ohio State	12/21/19	*	34	5-13	.385	1-6	.167	4-6	.667	0-6-6	5	3	3	0	1	15
LOUISVILLE	12/28/19	*	41	9-14	.643	4-5	.800	5-6	.833	0-7-7	4	2	3	0	1	27
MISSOURI	1/4/20	*	34	3-10	.300	0-5	.000	2-2	1.000	0-1-1	3	3	1	0	0	8

Career Statistics

Year	GP-GS	Min-Avg	FG-FGA	Pct	3FG-FGA	Pct	FT-FTA	Pct	Off-Def-Tot-Avg	PF-FO	Ast	TO	Blk	Stl	Pts	Avg
2019-20	13-10	429-33.0	58-138	.420	16-58	.276	47-56	.839	3-50-53-4.1	34-1	38	27	2	9	179	13.8
TOTAL	**13-10**	**429-33.0**	**58-138**	**.420**	**16-58**	**.276**	**47-56**	**.839**	**3-50-53-4.1**	**34-1**	**38**	**27**	**2**	**9**	**179**	**13.8**

4

NICK RICHARDS

Junior | Forward | 6-11 | 240 lbs | Kingston, Jamaica | Patrick School

@iamnickrichards | @nickrichards_ | @nicholas.p.richards

2019-20 SEASON/CAREER HIGHS

Points	
Season	21, 2x, last vs. MISSOURI (1/4/20)
Career	25, vs. FORT WAYNE (11/22/17)
Rebounds	
Season	13, vs. LAMAR (11/24/19)
Career	19, vs. SOUTHERN ILLINOIS (11/9/18)
Field Goals	
Season	10, vs. EKU (11/8/19)
Career	10, vs. EKU (11/8/19)
Field Goals Attempted	
Season	13, vs. MISSOURI (1/4/20)
Career	13, vs. MISSOURI (1/4/20)
3-Point Field Goals	
Season	-
Career	-
3-Point Field Goals Attempted	
Season	-
Career	-
Free Throws	
Season	5, 3x, last vs. LOUISVILLE (12/28/19)
Career	7, vs. FORT WAYNE (11/22/17)
Free Throws Attempted	
Season	7, vs. LOUISVILLE (12/28/19)
Career	10, at Vanderbilt (1/29/19)
Assists	
Season	1, 6x, last vs. MISSOURI (1/4/20)
Career	2, 2x, last at Alabama (1/5/19)
Steals	
Season	2, vs. Ohio State (12/21/19)
Career	2, vs. Ohio State (12/21/19)
Blocks	
Season	7, vs. LAMAR (11/24/19)
Career	7, vs. LAMAR (11/24/19)
Minutes	
Season	35, 2x, last vs. LAMAR (11/24/19)
Career	35, 2x, last vs. LAMAR (11/24/19)

MISCELLANEOUS	2019-20	CAREER
Dunks	23	75
Double-Figure Scoring Games	9	18
Double-Figure Rebounding Games	6	9
Games With Double-Double	6	7
Games Led UK in Scoring	3	4
Games Led UK in Rebounding	5	17
Games Led UK in Assists	0	0
Games Led UK in Steals	0	0
Games Led UK in Blocks	8	36
Games With 3+ Assists	0	0
Games With 3+ Blocks	5	17
Games With 3+ Steals	0	0
Games With 3+ 3-Pointers	0	0

- Produced 21 points, 12 rebounds and four blocked shots against Missouri for his team-leading sixth double-double of the season
  - Scored Kentucky's first nine points and 14 of the first 16
  - UK is 9-0 this season when he scores in double figures and 6-0 when he gets double-digit rebounds
- Enjoying career bests in a number of major categories, incluidng points per game (12.7), rebounds per game (7.5), blocks per game (2.3), field-goal percentage (.688) and free-throw percentage (.733)
  - Entered the season with career averages of 4.5 points, 3.9 rebounds and 1.1 blocks per game
- Tallied 13 points and 10 rebounds against Louisville
  - Scored seven straight points in overtime and took two key charges late in the game
  - After drawing his fourth foul at the 14:31 mark, re-entered the game with 8:53 left and managed to navigate his way through the rest of the game -- including overtime -- without fouling out
- Named USBWA Oscar Robertson National Player of the Week for the week of Dec. 30
- Also tabbed SEC Co-Player of the Week following the Louisville game
- Ranks sixth nationally in field-goal percentage (.688)
- Leading rebounder this season with an average of 7.5 boards per game
- Logged team-high-tying 16 points with a career-high five dunks and game-high nine rebounds vs. UAB
- Seven blocks vs. Lamar, the most since Karl-Anthony Towns' seven vs. Vanderbilt on Jan. 20, 2015
- Collected 21 points and 10 rebounds against Utah Valley
  - After making 8 of 11 from the field and all five at the charity stripe, Calipari said after the game that he may be the team's best overall shooter
- After posting 21 points and 10 rebounds vs. Eastern Kentucky, Calipari said, "He's in the greatest shape he's ever been in and he's built his own confidence now"
- Declared for the NBA Draft but returned for his junior year
- Top wingspan on the team at 7-foot-5

Birthday: Nov. 29

Mother: Marion Tenn

Major: Community leadership and development

Off the court he likes to ...
Watch anime and his favorite show is Nitro

Did you know?
He loves dogs and has a german shepard named Luna

Game-By-Game Statistics

Opponent	Date	GS	Min	FG-A	Pct.	3FG-A	Pct.	FT-A	Pct.	Off-Def-Tot	PF	Ast	TO	Blk	Stl	Pts
vs. Michigan St.	11/5/19		25	2-7	.286	0-0	.000	3-4	.750	2-2-4	5	0	1	0	0	7
EKU	11/8/19	*	32	10-11	.909	0-0	.000	1-2	.500	1-9-10	2	1	2	4	0	21
EVANSVILLE	11/12/19	*	23	2-6	.333	0-0	.000	2-2	1.000	2-4-6	2	1	1	0	0	6
UTAH VALLEY	11/18/19	*	35	8-11	.727	0-0	.000	5-5	1.000	4-6-10	2	0	0	1	0	21
MT. ST. MARY'S	11/22/19	*	32	7-10	.700	0-0	.000	5-6	.833	4-2-6	1	1	3	3	0	19
LAMAR	11/24/19	*	35	5-9	.556	0-0	.000	0-2	.000	5-8-13	3	1	0	7	0	10
UAB	11/29/19	*	28	7-7	1.000	0-0	.000	2-4	.500	2-7-9	4	0	4	1	0	16
FDU	12/7/19	*	30	5-6	.833	0-0	.000	2-2	1.000	1-9-10	2	0	2	2	0	12
GEORGIA TECH	12/14/19	*	34	5-6	.833	0-0	.000	2-4	.500	1-3-4	4	0	1	4	1	12
vs. Utah	12/18/19	*	26	1-3	.333	0-0	.000	3-3	1.000	1-3-4	4	1	1	2	0	5
vs. Ohio State	12/21/19	*	12	1-1	1.000	0-0	.000	0-0	.000	0-0-0	4	0	2	1	2	2
LOUISVILLE	12/28/19	*	34	4-6	.667	0-0	.000	5-7	.714	6-4-10	4	0	1	1	0	13
MISSOURI	1/4/20	*	29	9-13	.692	0-0	.000	3-4	.750	3-9-12	5	1	2	4	0	21

Career Statistics

Year	GP-GS	Min-Avg	FG-FGA	Pct	3FG-FGA	Pct	FT-FTA	Pct	Off-Def-Tot-Avg	PF-FO	Ast	TO	Blk	Stl	Pts	Avg
2017-18	37-37	543-14.7	69-112	.616	0-0	.000	51-71	.718	55-108-163-4.4	76-1	9	26	33	3	189	5.1
2018-19	37-3	446-12.1	49-82	.598	0-0	.000	49-71	.690	57-66-123-3.3	76-2	7	26	47	4	147	4.0
2019-20	13-12	376-28.9	66-96	.688	0-0	.000	33-45	.733	32-66-98-7.5	42-2	6	20	30	3	165	12.7
TOTAL	**87-52**	**1365-15.7**	**184-290**	**.634**	**0-0**	**.000**	**133-187**	**.711**	**144-240-384-4.4**	**194-5**	**22**	**72**	**110**	**10**	**501**	**5.8**

5

IMMANUEL QUICKLEY

Sophomore | Guard | 6-3 | 188 lbs | Havre de Grace, Md. | John Carroll School

@IQ_GodSon | @immanuelquickley_ | @immanuelquickley5

2019-20 SEASON/CAREER HIGHS

Points	
Season	23, vs. MISSOURI (1/4/20)
Career	23, vs. MISSOURI (1/4/20)
Rebounds	
Season	9, vs. EVANSVILLE (11/12/19)
Career	9, vs. EVANSVILLE (11/12/19)
Field Goals	
Season	6, vs. GEORGIA TECH (12/14/19)
Career	6, 2x, last vs. GEORGIA TECH (12/14/19)
Field Goals Attempted	
Season	12, 2x, last vs. GEORGIA TECH (12/14/19)
Career	12, 2x, last vs. GEORGIA TECH (12/14/19)
3-Point Field Goals	
Season	4, vs. MISSOURI (1/4/20)
Career	4, vs. MISSOURI (1/4/20)
3-Point Field Goals Attempted	
Season	8, vs. MISSOURI (1/4/20)
Career	8, vs. MISSOURI (1/4/20)
Free Throws	
Season	9, vs. MISSOURI (1/4/20)
Career	9, vs. MISSOURI (1/4/20)
Free Throws Attempted	
Season	9, vs. MISSOURI (1/4/20)
Career	10, vs. NORTH DAKOTA (11/14/18)
Assists	
Season	5, vs. EKU (11/8/19)
Career	5, vs. EKU (11/8/19)
Steals	
Season	2, 4x, last vs. Utah (12/18/19)
Career	3, vs. TEXAS A&M (1/8/19)
Blocks	
Season	1, vs. MISSOURI (1/4/20)
Career	1, 2x, last vs. MISSOURI (1/4/20)
Minutes	
Season	37, vs. LOUISVILLE (12/28/19)
Career	37, vs. LOUISVILLE (12/28/19)

MISCELLANEOUS	2019-20	CAREER
Dunks	0	1
Double-Figure Scoring Games	8	14
Double-Figure Rebounding Games	0	0
Games With Double-Double	0	0
Games Led UK in Scoring	2	3
Games Led UK in Rebounding	1	1
Games Led UK in Assists	1	2
Games Led UK in Steals	4	6
Games Led UK in Blocks	0	0
Games With 3+ Assists	3	6
Games With 3+ Blocks	0	0
Games With 3+ Steals	0	1
Games With 3+ 3-Pointers	2	4

- Scored a career-high 23 points against Missouri, featuring a career-high four 3-pointers and a perfect 9-of-9 day at the foul line
  - Dating back to the Lamar game, he's made 24 straight free throws, the longest streak since Tyler Herro made 38 straight from Feb. 16 to March 29 last season
- Scored a then-career-high 18 points, including 14 in the second and overtime, with two 3-pointers in the win over No. 3/4 Louisville
  - 8 of 8 from the free-throw line, including two free throws late in overtime to seal the outcome
  - Drew the main defensive assignment on Louisville leading scorer Jordan Nwora, who entered the game averaging 21.2 points, and limited him to a season-low eight points on 2-of-10 shooting
- Leads the team with 18 3-pointers and has made a trey in 11 of 12 games played
- Scored in double figures in eight of the 12 games he's played in this season with five games of 16 points or more
- Returning after a one-game injury absence, tallied 13 points against Mount St. Mary's with a career-high-tying three 3-pointers
- Leads UK in free-throw shooting (95.8%), which is also ranked second nationally
- Missed the Utah Valley game due to a chest injury he sustained in practice
- Recorded a career-high 16 points for the second consecutive game against Evansville
  - Also grabbed a career-high nine rebounds
- Scored 10 points in the victory vs. No. 1/1 Michigan State thanks to 7-of-8 performance, three of which sparked a 9-0 run to open up a 13-point second-half lead
- Preseason NCAA March Madness Glue Guy
- Back-to-back Big Blue Madness 3-point champion
- Calipari on Quickley's transformation: "Immanuel isn't even the same player. It's like when PJ (Washington) came back. He has a different mentality. He's building his own confidence."
- Two-time state champion at the John Carroll School
  - Three-time Maryland All-State selection
- Member of USA U17 and U19 teams, winning gold with U17 team at the FIB Championships
- McDonald's All American and won the 3-point contest at the event

Birthday: June 17

Parents: Nitrease and Marcellous Quickely

Major: Undeclared/exploratory studies in agriculture

Two things to know
The best movie he saw this summer was Avengers: Endgame and his favorite restaurant in Lexington is Indi's

Did you know?
Favorite class is communications but he also excels musically and can play the saxaphone, the piano and the drums

Game-By-Game Statistics

Opponent	Date	GS	Min	FG-A	Pct.	3FG-A	Pct.	FT-A	Pct.	Off-Def-Tot	PF	Ast	TO	Blk	Stl	Pts
vs. Michigan St.	11/5/19	*	30	1-6	.167	1-4	.250	7-8	.875	0-5-5	2	2	1	0	2	10
EKU	11/8/19	*	28	4-10	.400	1-3	.333	7-7	1.000	1-2-3	2	5	1	0	0	16
EVANSVILLE	11/12/19	*	35	5-12	.417	1-4	.250	5-5	1.000	2-7-9	2	1	3	0	0	16
UTAH VALLEY	11/18/19		DNP - Chest contusion													
MT. ST. MARY'S	11/22/19		21	5-8	.625	3-4	.750	0-0	.000	0-2-2	2	0	1	0	0	13
LAMAR	11/24/19		19	3-7	.429	1-4	.250	4-5	.800	0-1-1	3	3	2	0	2	11
UAB	11/29/19		20	3-6	.500	1-2	.500	2-2	1.000	1-3-4	0	0	2	0	0	9
FDU	12/7/19		21	2-8	.250	1-3	.333	2-2	1.000	0-1-1	0	3	1	0	0	7
GEORGIA TECH	12/14/19	*	36	6-12	.500	2-6	.333	2-2	1.000	1-2-3	2	2	3	0	2	16
vs. Utah	12/18/19	*	32	2-10	.200	0-4	.000	0-0	.000	1-3-4	3	2	0	0	2	4
vs. Ohio State	12/21/19		30	4-11	.364	1-5	.200	0-0	.000	1-2-3	3	2	1	0	1	9
LOUISVILLE	12/28/19		37	4-11	.364	2-6	.333	8-8	1.000	0-3-3	2	1	1	0	0	18
MISSOURI	1/4/20		33	5-9	.556	4-8	.500	9-9	1.000	0-3-3	1	1	2	1	1	23

Career Statistics

Year	GP-GS	Min-Avg	FG-FGA	Pct	3FG-FGA	Pct	FT-FTA	Pct	Off-Def-Tot-Avg	PF-FO	Ast	TO	Blk	Stl	Pts	Avg
2018-19	37-7	684-18.5	55-148	.372	30-87	.345	53-64	.828	2-63-65-1.8	44-0	44	33	1	16	193	5.2
2019-20	12-5	343-28.6	44-110	.400	18-53	.340	46-48	.958	7-34-41-3.4	22-0	22	18	1	10	152	12.7
TOTAL	**49-12**	**1027-21.0**	**99-258**	**.384**	**48-140**	**.343**	**99-112**	**.884**	**9-97-106-2.2**	**66-0**	**66**	**51**	**2**	**26**	**345**	**7.0**

10

JOHNNY JUZANG

Freshman | Guard | 6-6 | 214 lbs | Los Angeles | Harvard-Westlake

@JohnnyJuzang | @jsilky5

2019-20 SEASON/CAREER HIGHS

Points	
Season	5, vs. UAB (11/29/19)
Career	5, vs. UAB (11/29/19)
Rebounds	
Season	7, vs. EKU (11/8/19)
Career	7, vs. EKU (11/8/19)
Field Goals	
Season	2, vs. UAB (11/29/19)
Career	2, vs. UAB (11/29/19)
Field Goals Attempted	
Season	5, vs. FDU (12/7/19)
Career	5, vs. FDU (12/7/19)
3-Point Field Goals	
Season	1, 2x, last vs. UAB (11/29/19)
Career	1, 2x, last vs. UAB (11/29/19)
3-Point Field Goals Attempted	
Season	2, 6x, last vs. FDU (12/7/19)
Career	2, 6x, last vs. FDU (12/7/19)
Free Throws	
Season	4, vs. UTAH VALLEY (11/18/19)
Career	4, vs. UTAH VALLEY (11/18/19)
Free Throws Attempted	
Season	4, vs. UTAH VALLEY (11/18/19)
Career	4, vs. UTAH VALLEY (11/18/19)
Assists	
Season	1, 3x, last vs. FDU (12/7/19)
Career	1, 3x, last vs. FDU (12/7/19)
Steals	
Season	2, vs. FDU (12/7/19)
Career	2, vs. FDU (12/7/19)
Blocks	
Season	-
Career	-
Minutes	
Season	22, vs. FDU (12/7/19)
Career	22, vs. FDU (12/7/19)

MISCELLANEOUS	2019-20	CAREER
Dunks	0	0
Double-Figure Scoring Games	0	0
Double-Figure Rebounding Games	0	0
Games With Double-Double	0	0
Games Led UK in Scoring	0	0
Games Led UK in Rebounding	0	0
Games Led UK in Assists	0	0
Games Led UK in Steals	2	2
Games Led UK in Blocks	0	0
Games With 3+ Assists	0	0
Games With 3+ Blocks	0	0
Games With 3+ Steals	0	0
Games With 3+ 3-Pointers	0	0

- Did not play against Missouri due to an illness. His status is day-to-day
- Recorded his first career start against Fairleigh Dickinson
- Scored career-high five points on 2-of-4 shooting vs. UAB
- After providing 18 quality minutes vs. Utah Valley, John Calipari said, "Johnny proved that he should play more"
- Drained his first career bucket, a 3-pointer, against Evansville
- Grabbed seven rebounds in 20 minutes vs. Eastern Kentucky
- Came off the bench to provide a spark against Kentucky State (exhibition), swishing three 3-pointers for nine points
- Late add to the 2019 class after reclassifying
- Ranked No. 34 prospect by the Recruiting Services Consensus Index
- Averaged 23.0 points, 8.5 rebounds and 3.4 assists per game during his junior season
- Named Mission League MVP
- All-California Interscholastic Federation First Team pick
- Harvard-Westlake claimed the CIF championship and the Mision League Championship for the first time since 2011 during his junior season
- Finalist for the U17 Team USA squad
- Knockdown shooter. When describing Juzang's abiliy to score, Calipari has said, "We have had shot takers and we've had shot makers. Johnny is a shot maker"

Birthday: March 17

Parents: Hanh and Maxie Juzang

Major: Marketing

Most prized possession is ...
Reading journal and books

Did you know?
He was an honor roll student in high school and his brother, Christian, plays basketball at Harvard

Game-By-Game Statistics

Opponent	Date	GS	Min	FG-A	Pct.	3FG-A	Pct.	FT-A	Pct.	Off-Def-Tot	PF	Ast	TO	Blk	Stl	Pts
vs. Michigan St.	11/5/19		2	0-0	.000	0-0	.000	0-0	.000	0-0-0	1	0	0	0	0	0
EKU	11/8/19		20	0-4	.000	0-2	.000	0-0	.000	1-6-7	1	1	1	0	0	0
EVANSVILLE	11/12/19		12	1-1	1.000	1-1	1.000	0-0	.000	0-2-2	0	0	0	0	0	3
UTAH VALLEY	11/18/19		18	0-2	.000	0-2	.000	4-4	1.000	1-1-2	3	1	1	0	1	4
MT. ST. MARY'S	11/22/19		9	0-4	.000	0-2	.000	0-0	.000	0-3-3	0	0	0	0	0	0
LAMAR	11/24/19		14	1-3	.333	0-2	.000	0-0	.000	0-1-1	1	0	0	0	0	2
UAB	11/29/19		13	2-4	.500	1-2	.500	0-0	.000	2-0-2	1	0	0	0	0	5
FDU	12/7/19	*	22	1-5	.200	0-2	.000	2-2	1.000	1-2-3	0	1	0	0	2	4
GEORGIA TECH	12/14/19		4	0-1	.000	0-0	.000	0-0	.000	0-0-0	0	0	1	0	0	0
vs. Utah	12/18/19		3	0-0	.000	0-0	.000	0-0	.000	0-0-0	0	0	2	0	0	0
vs. Ohio State	12/21/19		8	1-3	.333	0-1	.000	0-0	.000	0-3-3	3	0	0	0	0	2
LOUISVILLE	12/28/19		2	0-0	.000	0-0	.000	0-0	.000	0-1-1	0	0	0	0	0	0
MISSOURI	1/4/20		DNP - Illness													

Career Statistics

Year	GP-GS	Min-Avg	FG-FGA	Pct	3FG-FGA	Pct	FT-FTA	Pct	Off-Def-Tot-Avg	PF-FO	Ast	TO	Blk	Stl	Pts	Avg
2019-20	12-1	128-10.7	6-27	.222	2-14	.143	6-6	1.000	5-19-24-2.0	10-0	3	5	0	3	20	1.7
TOTAL	**12-1**	**128-10.7**	**6-27**	**.222**	**2-14**	**.143**	**6-6**	**1.000**	**5-19-24-2.0**	**10-0**	**3**	**5**	**0**	**3**	**20**	**1.7**

11

DONTAIE ALLEN

Freshman | Guard | 6-6 | 200 lbs | Falmouth, Ky. | Pendleton County

@dontaieallen11 | @dontaieallen11 | @tay.allen.3139

2019-20 SEASON/CAREER HIGHS

Points	
Season	-
Career	-
Rebounds	
Season	-
Career	-
Field Goals	
Season	-
Career	-
Field Goals Attempted	
Season	-
Career	-
3-Point Field Goals	
Season	-
Career	-
3-Point Field Goals Attempted	
Season	-
Career	-
Free Throws	
Season	-
Career	-
Free Throws Attempted	
Season	-
Career	-
Assists	
Season	-
Career	-
Steals	
Season	-
Career	-
Blocks	
Season	-
Career	-
Minutes	
Season	-
Career	-

MISCELLANEOUS	2019-20	CAREER
Dunks	0	0
Double-Figure Scoring Games	0	0
Double-Figure Rebounding Games	0	0
Games With Double-Double	0	0
Games Led UK in Scoring	0	0
Games Led UK in Rebounding	0	0
Games Led UK in Assists	0	0
Games Led UK in Steals	0	0
Games Led UK in Blocks	0	0
Games With 3+ Assists	0	0
Games With 3+ Blocks	0	0
Games With 3+ Steals	0	0
Games With 3+ 3-Pointers	0	0

- Suffered a torn ACL in his left knee, limiting his senior season to just 13 games
- Made his debut in practice in recent weeks, although a timetable on his return has not been set yet
  - John Calipari said before the Georgia Tech game that Allen was still "a ways away" from playing
- Top-100 prospect by Recruiting Services Consensus Index
- Became the first in-state signee for Kentucky since 2013
- 18th player in program history to earn Kentucky Mr. Basketball honors
- All-State First Team selection
- Concluded high school career with 3,255 points, 11th all-time in state history
- Also snared 1,228 career rebounds, the 22nd-best mark in state history
- Great size and frame, including a team-high-tying hand width of 11.5 inches
- Averaged 42.9 points and 14.2 boards per game during his senior season
  - Dropped 50 or more points in six of his first 12 games
- Averaged 31.8 points and 11.4 rebounds per game during his junior season
  - Shot 59.1% from the floor and 39.6% from 3-point range

Birthday: Nov. 5

Parents: April and Tony Thomas

Major: Undeclared/exploratory studies in agriculture

Things to know
Nickname is "D-Tay" and he chose his number because it's his favorite number (1), twice

Did you know?
His cousin is NFL quarterback, Russell Wilson

Game-By-Game Statistics

Opponent	Date	GS	Min	FG-A	Pct.	3FG-A	Pct.	FT-A	Pct.	Off-Def-Tot	PF	Ast	TO	Blk	Stl	Pts
vs. Michigan St.	11/5/19		DNP - Left knee													
EKU	11/8/19		DNP - Left knee													
EVANSVILLE	11/12/19		DNP - Left knee													
UTAH VALLEY	11/18/19		DNP - Left knee													
MT. ST. MARY'S	11/22/19		DNP - Left knee													
LAMAR	11/24/19		DNP - Left knee													
UAB	11/29/19		DNP - Left knee													
FDU	12/7/19		DNP - Left knee													
GEORGIA TECH	12/14/19		DNP - Left knee													
vs. Utah	12/18/19		DNP - Left knee													
vs. Ohio State	12/21/19		DNP - Left knee													
LOUISVILLE	12/28/19		DNP - Left knee													
MISSOURI	1/4/20		DNP - Left knee													

Career Statistics

Year	GP-GS	Min-Avg	FG-FGA	Pct	3FG-FGA	Pct	FT-FTA	Pct	Off-Def-Tot-Avg	PF-FO	Ast	TO	Blk	Stl	Pts	Avg
2019-20																
TOTAL																

12

KEION BROOKS JR.

Freshman | Forward | 6-7 | 205 lbs | Fort Wayne, Ind. | La Lumiere School

@KeionB_12 | @klbj.xii

2019-20 SEASON/CAREER HIGHS

Points	
Season	15, vs. FDU (12/7/19)
Career	15, vs. FDU (12/7/19)
Rebounds	
Season	8, vs. EKU (11/8/19)
Career	8, vs. EKU (11/8/19)
Field Goals	
Season	6, vs. FDU (12/7/19)
Career	6, vs. FDU (12/7/19)
Field Goals Attempted	
Season	11, vs. FDU (12/7/19)
Career	11, vs. FDU (12/7/19)
3-Point Field Goals	
Season	1, 2x, last vs. UAB (11/29/19)
Career	1, 2x, last vs. UAB (11/29/19)
3-Point Field Goals Attempted	
Season	2, 5x, last vs. LOUISVILLE (12/28/19)
Career	2, 5x, last vs. LOUISVILLE (12/28/19)
Free Throws	
Season	2, 4x, last vs. LOUISVILLE (12/28/19)
Career	2, 4x, last vs. LOUISVILLE (12/28/19)
Free Throws Attempted	
Season	6, vs. EKU (11/8/19)
Career	6, vs. EKU (11/8/19)
Assists	
Season	1, 6x, last vs. Ohio State (12/21/19)
Career	1, 6x, last vs. Ohio State (12/21/19)
Steals	
Season	1, 4x, last vs. LOUISVILLE (12/28/19)
Career	1, 4x, last vs. LOUISVILLE (12/28/19)
Blocks	
Season	2, vs. Ohio State (12/21/19)
Career	2, vs. Ohio State (12/21/19)
Minutes	
Season	26, vs. GEORGIA TECH (12/14/19)
Career	26, vs. GEORGIA TECH (12/14/19)

MISCELLANEOUS	2019-20	CAREER
Dunks	7	7
Double-Figure Scoring Games	3	3
Double-Figure Rebounding Games	0	0
Games With Double-Double	0	0
Games Led UK in Scoring	0	0
Games Led UK in Rebounding	0	0
Games Led UK in Assists	0	0
Games Led UK in Steals	0	0
Games Led UK in Blocks	1	1
Games With 3+ Assists	0	0
Games With 3+ Blocks	0	0
Games With 3+ Steals	0	0
Games With 3+ 3-Pointers	0	0

- Made his first career start against Louisville
- Recorded 10 points against Georgia Tech, his second straight game in double figures and third of the season
- Scored a career-high 15 points vs. Fairleigh Dickinson on 6-of-11 shooting in an efficient 16 minutes of action
  - Added five rebounds, a steal and a blocked shot
- Scored nine points with his first career 3-pointer vs. Lamar
- Posted his first double-figure scoring game as a Wildcat against Eastern Kentucky with 11 points
- Played 15 minutes in the win vs. No 1/1 Michigan State
- Ranked the No. 24 overall player by the Recruiting Services Consensus Index
- Versatile player who will spend time at both the wing and at the four
- Averaged 20.1 points and 7.5 rebounds per game for La Lumiere School, which appeared in the GEICO High School Nationals
  - In the semifinals of that tournament, he made 9 of 16 shots, including two from long range, and scored a team-high 20 points
- La Lumiere produced a 30-1 record and was ranked No. 1 in the country for much of his senior season
- USA Today All-USA Boys Basketball Honorable Mention selection
- Underrated athlete who is considered to be one of the best dunkers on the team with a 37-inch vertical
- Tabbed the Wayne Area Player of the Year and Fort Wayne News Player of the Year
- Scored 15 points in the Jordan Brand Classic
- Also reached the state finals in 2015-16

Birthday: Aug. 7

Parents: Keion Sr. and Sarit Brooks

Major: Undeclared/exploratory studies in agriculture

Chose his number because ...
It's the same number his dad wore in high school

Did you know?
He was an honor roll student in high school and his grandparents have been his life's greatest influences

Game-By-Game Statistics

Opponent	Date	GS	Min	FG-A	Pct.	3FG-A	Pct.	FT-A	Pct.	Off-Def-Tot	PF	Ast	TO	Blk	Stl	Pts
vs. Michigan St.	11/5/19		15	0-3	.000	0-2	.000	0-0	.000	0-2-2	2	0	1	0	0	0
EKU	11/8/19		20	5-7	.714	0-0	.000	1-6	.167	4-4-8	1	0	3	0	0	11
EVANSVILLE	11/12/19		21	3-8	.375	0-1	.000	0-0	.000	2-2-4	1	1	0	0	0	6
UTAH VALLEY	11/18/19		14	2-3	.667	0-0	.000	1-2	.500	0-4-4	1	0	0	0	0	5
MT. ST. MARY'S	11/22/19		18	1-3	.333	0-1	.000	0-1	.000	0-3-3	1	1	0	0	1	2
LAMAR	11/24/19		15	3-6	.500	1-2	.500	2-2	1.000	1-2-3	0	0	1	0	0	9
UAB	11/29/19		21	2-5	.400	1-1	1.000	0-0	.000	0-4-4	0	1	1	0	0	5
FDU	12/7/19		16	6-11	.545	1-2	.500	2-2	1.000	2-3-5	3	1	2	1	1	15
GEORGIA TECH	12/14/19		26	4-7	.571	0-0	.000	2-2	1.000	1-3-4	1	1	0	1	1	10
vs. Utah	12/18/19		18	4-8	.500	0-2	.000	0-0	.000	2-1-3	2	0	1	0	0	8
vs. Ohio State	12/21/19		9	0-3	.000	0-0	.000	0-0	.000	1-0-1	0	1	1	2	0	0
LOUISVILLE	12/28/19	*	25	0-4	.000	0-2	.000	2-2	1.000	1-0-1	2	0	2	1	1	2
MISSOURI	1/4/20	*	11	1-3	.333	0-1	.000	1-1	1.000	0-1-1	1	0	1	0	0	3

Career Statistics

Year	GP-GS	Min-Avg	FG-FGA	Pct	3FG-FGA	Pct	FT-FTA	Pct	Off-Def-Tot-Avg	PF-FO	Ast	TO	Blk	Stl	Pts	Avg
2019-20	13-2	229-17.6	31-71	.437	3-14	.214	11-18	.611	14-29-43-3.3	15-0	6	13	5	4	76	5.8
TOTAL	**13-2**	**229-17.6**	**31-71**	**.437**	**3-14**	**.214**	**11-18**	**.611**	**14-29-43-3.3**	**15-0**	**6**	**13**	**5**	**4**	**76**	**5.8**

13

RILEY WELCH

Junior | Guard | 6-0 | 185 lbs | Littleton, Colo. | Chatfield

@Riley_Welch | @riley_welch | @Riley.Welch.UK

2019-20 SEASON/CAREER HIGHS

Points	
Season	-
Career	5, at Denver (11/12/17)
Rebounds	
Season	-
Career	4, vs. UC RIVERSIDE (1/24/18)
Field Goals	
Season	-
Career	1, 4x, last at Hawaii (2/24/18)
Field Goals Attempted	
Season	1, vs. MT. ST. MARY'S (11/22/19)
Career	3, at Hawaii (2/24/18)
3-Point Field Goals	
Season	-
Career	1, 2x, last vs. CHAPMAN (11/14/17)
3-Point Field Goals Attempted	
Season	-
Career	1, 8x, last at Hawaii (2/24/18)
Free Throws	
Season	-
Career	2, 2x, last vs. UC RIVERSIDE (1/24/18)
Free Throws Attempted	
Season	-
Career	2, 2x, last vs. UC RIVERSIDE (1/24/18)
Assists	
Season	-
Career	4, vs. CHAPMAN (11/14/17)
Steals	
Season	1, 2x, last vs. LAMAR (11/24/19)
Career	1, 4x, last vs. LAMAR (11/24/19)
Blocks	
Season	-
Career	-
Minutes	
Season	1, 3x, last vs. FDU (12/7/19)
Career	14, vs. UC RIVERSIDE (1/24/18)

MISCELLANEOUS	2019-20	CAREER*
Dunks	0	0
Double-Figure Scoring Games	0	0
Double-Figure Rebounding Games	0	0
Games With Double-Double	0	0
Games Led UK in Scoring	0	0
Games Led UK in Rebounding	0	0
Games Led UK in Assists	0	2
Games Led UK in Steals	0	0
Games Led UK in Blocks	0	0
Games With 3+ Assists	0	2
Games With 3+ Blocks	0	0
Games With 3+ Steals	0	0
Games With 3+ 3-Pointers	0	0

**includes UC Irvine/Division I statistics*

- Four appearances with two steals in the first eight games
- Made first appearance as a Wildcat in regular-season action vs. Eastern Kentucky and recorded a steal
- Saw action in 27 games a season ago at the College of the Desert
- Averaged 8.2 points, 5.0 assists and 3.5 rebounds per game
- Dished out a team-high 134 assists and sunk 31 shots from beyond the arc
- Scored a career-high 29 points vs. San Jacinto on 9-of-11 shooting and 10 of 11 from the free-throw line
- Played at UC Irvine his freshman season, appearing in 27 games
  - Saw double-digit minutes four times
- Scored five points in his collegiate debut at Denver
- Played for Chatfield High School to conclude his prep career
  - Won a league or county championship during all four years of his high school career
- 2016 Chauncey Billups regional champion
- School reached the Colorado High School Activities Association Final Four in 2016
- Two-time All-Conference performer
- Academic All-State

Birthday: Sept. 26

Parents: John and Jean Welch

Major: Liberal studies

Of note
His dad, John, is an assistant with the Los Angeles Clippers and has coached in the NBA for more than 15 years. He also played for UNLV

Did you know?
He is a vegetarian and enjoys relaxing at the beach in his free time

Game-By-Game Statistics

Opponent	Date	GS	Min	FG-A	Pct.	3FG-A	Pct.	FT-A	Pct.	Off-Def-Tot	PF	Ast	TO	Blk	Stl	Pts
vs. Michigan St.	11/5/19		DNP - Coach's Decision													
EKU	11/8/19		<0	0-0	.000	0-0	.000	0-0	.000	0-0-0	0	0	0	0	1	0
EVANSVILLE	11/12/19		DNP - Coach's decision													
UTAH VALLEY	11/18/19		DNP - Coach's decision													
MT. ST. MARY'S	11/22/19		1	0-1	.000	0-0	.000	0-0	.000	0-0-0	0	0	0	0	0	0
LAMAR	11/24/19		1	0-0	.000	0-0	.000	0-0	.000	0-0-0	0	0	0	0	1	0
UAB	11/29/19		DNP - Coach's decision													
FDU	12/7/19		1	0-0	.000	0-0	.000	0-0	.000	0-0-0	0	0	0	0	0	0
GEORGIA TECH	12/14/19		DNP - Coach's decision													
vs. Utah	12/18/19		DNP - Coach's decision													
vs. Ohio State	12/21/19		DNP - Coach's decision													
LOUISVILLE	12/28/19		DNP - Coach's decision													
MISSOURI	1/4/20		DNP - Coach's decision													

Career Statistics

Year	GP-GS	Min-Avg	FG-FGA	Pct	3FG-FGA	Pct	FT-FTA	Pct	Off-Def-Tot-Avg	PF-FO	Ast	TO	Blk	Stl	Pts	Avg
2017-18	27-0	143-5.3	4-13	.308	2-8	.250	4-5	.800	2-12-14-0.5	22-0	15	7	0	2	14	0.5
2019-20	4-0	3-0.8	0-1	.000	0-0	.000	0-0	.000	0-0-0-0.0	0-0	0	0	0	2	0	0.0
TOTAL	**31-0**	**146-4.7**	**4-14**	**.286**	**2-8**	**.250**	**4-5**	**.800**	**2-12-14-0.5**	**22-0**	**15**	**7**	**0**	**4**	**14**	**0.5**

14

BRENNAN CANADA

Freshman | Forward | 6-6 | 198 lbs | Mount Sterling, Ky. | George Rogers Clark

@brennanc14 | @brennanc14

2019-20 SEASON/CAREER HIGHS

Points	
Season	-
Career	-
Rebounds	
Season	-
Career	-
Field Goals	
Season	-
Career	-
Field Goals Attempted	
Season	-
Career	-
3-Point Field Goals	
Season	-
Career	-
3-Point Field Goals Attempted	
Season	-
Career	-
Free Throws	
Season	-
Career	-
Free Throws Attempted	
Season	-
Career	-
Assists	
Season	-
Career	-
Steals	
Season	-
Career	-
Blocks	
Season	-
Career	-
Minutes	
Season	1, 3x, last vs. FDU (12/7/19)
Career	1, 2x, last vs. LAMAR (11/24/19)

MISCELLANEOUS	2019-20	CAREER
Dunks	0	0
Double-Figure Scoring Games	0	0
Double-Figure Rebounding Games	0	0
Games With Double-Double	0	0
Games Led UK in Scoring	0	0
Games Led UK in Rebounding	0	0
Games Led UK in Assists	0	0
Games Led UK in Steals	0	0
Games Led UK in Blocks	0	0
Games With 3+ Assists	0	0
Games With 3+ Blocks	0	0
Games With 3+ Steals	0	0
Games With 3+ 3-Pointers	0	0

- Four appearances in the first eight games
- Made first appearance as a Wildcat in regular-season action vs. Eastern Kentucky
- Walk-on who is one of the best prospects from the state of Kentucky
- Capped his high school career with 1,371 career points and 776 rebounds
- Two-year captain
- Named an All-10th Region First Team selection
- Averaged 15.0 points and 9.5 rebounds per game as a senior
  - Had 13 double-doubles
- Double-digit scorer over his final three seasons
- Three-time All-District Team selection and a three-time All-District Tournament Team pick
- Team claimed two District 40 titles
  - 10th Region runners-up in 2019

Birthday: July 15

Parents: Lynn and Melissa Canada

Major: Marketing

Proudest basketball moment is ...
Winning back-to-back district titles

Did you know?
He and UK teammate Dontaie Allen were AAU teammates and have been friends since seventh grade

Game-By-Game Statistics

Opponent	Date	GS	Min	FG-A	Pct.	3FG-A	Pct.	FT-A	Pct.	Off-Def-Tot	PF	Ast	TO	Blk	Stl	Pts
vs. Michigan St.	11/5/19		DNP - Coach's Decision													
EKU	11/8/19		<0	0-0	.000	0-0	.000	0-0	.000	0-0-0	0	0	1	0	0	0
EVANSVILLE	11/12/19		DNP - Coach's decision													
UTAH VALLEY	11/18/19		DNP - Coach's decision													
MT. ST. MARY'S	11/22/19		1	0-0	.000	0-0	.000	0-0	.000	0-0-0	0	0	0	0	0	0
LAMAR	11/24/19		1	0-0	.000	0-0	.000	0-0	.000	0-0-0	0	0	0	0	0	0
UAB	11/29/19		DNP - Coach's decision													
FDU	12/7/19		1	0-0	.000	0-0	.000	0-0	.000	0-0-0	0	0	0	0	0	0
GEORGIA TECH	12/14/19		DNP - Coach's decision													
vs. Utah	12/18/19		DNP - Coach's decision													
vs. Ohio State	12/21/19		DNP - Coach's decision													
LOUISVILLE	12/28/19		DNP - Coach's decision													
MISSOURI	1/4/20		DNP - Coach's decision													

Career Statistics

Year	GP-GS	Min-Avg	FG-FGA	Pct	3FG-FGA	Pct	FT-FTA	Pct	Off-Def-Tot-Avg	PF-FO	Ast	TO	Blk	Stl	Pts	Avg
2019-20	4-0	3-0.8	0-0	.000	0-0	.000	0-0	.000	0-0-0-0.0	0-0	0	1	0	0	0	0.0
TOTAL	**4-0**	**3-0.8**	**0-0**	**.000**	**0-0**	**.000**	**0-0**	**.000**	**0-0-0-0.0**	**0-0**	**0**	**1**	**0**	**0**	**0**	**0.0**

21

ZAN PAYNE

R-Freshman | Guard/Forward | 6-4 | 240 lbs | Lexington, Ky. | Lexington Catholic

@young_payne2321 | @alexander.payne23

2019-20 SEASON/CAREER HIGHS

Points	
Season	-
Career	-
Rebounds	
Season	-
Career	-
Field Goals	
Season	-
Career	-
Field Goals Attempted	
Season	-
Career	-
3-Point Field Goals	
Season	-
Career	-
3-Point Field Goals Attempted	
Season	-
Career	-
Free Throws	
Season	-
Career	-
Free Throws Attempted	
Season	-
Career	-
Assists	
Season	-
Career	-
Steals	
Season	-
Career	-
Blocks	
Season	-
Career	-
Minutes	
Season	-
Career	-

MISCELLANEOUS	2019-20	CAREER
Dunks	0	0
Double-Figure Scoring Games	0	0
Double-Figure Rebounding Games	0	0
Games With Double-Double	0	0
Games Led UK in Scoring	0	0
Games Led UK in Rebounding	0	0
Games Led UK in Assists	0	0
Games Led UK in Steals	0	0
Games Led UK in Blocks	0	0
Games With 3+ Assists	0	0
Games With 3+ Blocks	0	0
Games With 3+ Steals	0	0
Games With 3+ 3-Pointers	0	0

- Spent his first season as a Wildcat rehabbing his knee after suffering an injury during his senior season in high school. Took a medical redshirt
- Participated in practice in recent weeks for the first time in his college career
- A highly-productive player out of Lexington Catholic. Scored 1,282 career points, which ranks 14th all-time in program history
- Also collected 934 career rebounds, which ranks fourth all-time in school history
- Three-year starter in high school
- Averaged 19.3 points and 8.7 rebounds a game as a senior at Lexington Catholic

Birthday: March 23

Parents: Kenny and Michelle Payne

Major: Undeclared/exploratory studies in agriculture

His favorite TV show is ...
Power

Did you know?
The best movie he saw this summer was Toy Story 4 and his favorite restaurant in Lexington is Tekka

Game-By-Game Statistics

Opponent	Date	GS	Min	FG-A	Pct.	3FG-A	Pct.	FT-A	Pct.	Off-Def-Tot	PF	Ast	TO	Blk	Stl	Pts
vs. Michigan St.	11/5/19		DNP - Right knee													
EKU	11/8/19		DNP - Right knee													
EVANSVILLE	11/12/19		DNP - Right knee													
UTAH VALLEY	11/18/19		DNP - Right knee													
MT. ST. MARY'S	11/22/19		DNP - Right knee													
LAMAR	11/24/19		DNP - Right knee													
UAB	11/29/19		DNP - Right knee													
FDU	12/7/19		DNP - Right knee													
GEORGIA TECH	12/14/19		DNP - Right knee													
vs. Utah	12/18/19		DNP - Right knee													
vs. Ohio State	12/21/19		DNP - Right knee													
LOUISVILLE	12/28/19		DNP - Right knee													
MISSOURI	1/4/20		DNP - Right knee													

Career Statistics

Year	GP-GS	Min-Avg	FG-FGA	Pct	3FG-FGA	Pct	FT-FTA	Pct	Off-Def-Tot-Avg	PF-FO	Ast	TO	Blk	Stl	Pts	Avg
2019-20																
TOTAL																

23

EJ MONTGOMERY

Sophomore | Forward | 6-10 | 228 lbs | Fort Pierce, Fla. | Wheeler

@EJMontgomery23 | @_mont23

2019-20 SEASON/CAREER HIGHS

Points	
Season	25, vs. FDU (12/7/19)
Career	25, vs. FDU (12/7/19)
Rebounds	
Season	10, vs. Utah (12/18/19)
Career	13, vs. SOUTH CAROLINA (2/5/19)
Field Goals	
Season	12, vs. FDU (12/7/19)
Career	12, vs. FDU (12/7/19)
Field Goals Attempted	
Season	16, vs. FDU (12/7/19)
Career	16, vs. FDU (12/7/19)
3-Point Field Goals	
Season	1, vs. MT. ST. MARY'S (11/22/19)
Career	1, 3x, last vs. MT. ST. MARY'S (11/22/19)
3-Point Field Goals Attempted	
Season	2, vs. LAMAR (11/24/19)
Career	2, vs. MISSISSIPPI STATE (1/22/19)
Free Throws	
Season	2, vs. UAB (11/29/19)
Career	3, vs. TENNESSEE STATE (11/23/18)
Free Throws Attempted	
Season	3, vs. LAMAR (11/24/19)
Career	4, vs. TENNESSEE STATE (11/23/18)
Assists	
Season	1, 5x, last vs. LOUISVILLE (12/28/19)
Career	2, 4x, last vs. Alabama (3/15/19)
Steals	
Season	1, 2x, last vs. Utah (12/18/19)
Career	3, vs. Wofford (3/23/19)
Blocks	
Season	3, vs. LAMAR (11/24/19)
Career	4, at Ole Miss (3/5/19)
Minutes	
Season	31, vs. UAB (11/29/19)
Career	31, vs. UAB (11/29/19)

MISCELLANEOUS	2019-20	CAREER
Dunks	9	27
Double-Figure Scoring Games	2	4
Double-Figure Rebounding Games	1	3
Games With Double-Double	0	1
Games Led UK in Scoring	2	2
Games Led UK in Rebounding	1	4
Games Led UK in Assists	0	0
Games Led UK in Steals	0	6
Games Led UK in Blocks	3	17
Games With 3+ Assists	0	0
Games With 3+ Blocks	1	4
Games With 3+ Steals	0	1
Games With 3+ 3-Pointers	0	0

- Pitched in with eight points and a game-high 10 rebounds against Utah
  - First double-figure rebounding game of the season and third of his career
  - Snagged eight or more rebounds in three of the last four games
- Set a career-high scoring mark for the second straight game with 25 points against Fairleigh Dickinson to go along with nine rebounds
  - Became the first Wildcat with at least 12 makes since Shai Gilgeous-Alexander made 12 vs. Vanderbilt on Jan. 30, 2018
- Averaged 13.8 points, 6.8 rebounds and 64.1% shooting in the first four games after returning from a right ankle sprain
- After missing three games with a right ankle injury, led UK with a plus-29 mark – the best on the team – vs. Mount St. Mary's in just 15 minutes of play
- Declared for the NBA Draft but elected to return for his sophomore season
- Preseason All-SEC Second Team selection by the league's media and coaches
- Karl Malone Award watch list for the nation's top power forward, as awarded by the Naismith Memorial Basketball Hall of Fame
- Started nine of the final 11 games. UK was 8-1 in those games and 9-1 when he started
- Finished third on the team with 38 blocks, including a career-high four at Ole Miss
- All-around contributor who averaged 3.8 points, 4.1 rebounds and 1.0 blocks in 15.1 minutes per game
- Grabbed 11 rebounds in his NCAA Tournament debut against Abilene Christian
- In the first game without Reid Travis (sprained right knee), started and played 23 minutes -- his most since Nov. 28 -- recording six points, seven rebounds, and tying his career high in blocks (three) and steals (two)
- Had his best game as a Wildcat vs. South Carolina on Feb. 5, notching his first career double-double with 11 points and 13 rebounds, both career highs
- Averaged 25.6 points, 13.6 rebounds and 4.3 assists per game as a senior at Wheeler High School
- McDonald's All American
- Five-star recruit out of high school and ranked as high as No. 6 overall by 247 Sports

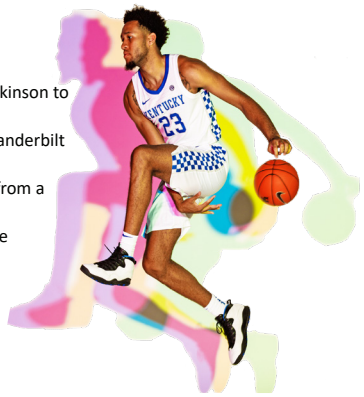

Birthday: Sept. 12

Parents: Efrem and Glenda Montgomery

Major: Community and leadership development

He's currently watching ...
Money Heist on Netflix

Did you know?
Favorite restaurant in Lexington is The Local Taco

Game-By-Game Statistics

Opponent	Date	GS	Min	FG-A	Pct.	3FG-A	Pct.	FT-A	Pct.	Off-Def-Tot	PF	Ast	TO	Blk	Stl	Pts
vs. Michigan St.	11/5/19	*	14	2-6	.333	0-0	.000	0-2	.000	0-2-2	1	0	1	2	0	4
EKU	11/8/19		DNP - Right ankle sprain													
EVANSVILLE	11/12/19		DNP - Right ankle sprain													
UTAH VALLEY	11/18/19		DNP - Right ankle sprain													
MT. ST. MARY'S	11/22/19		15	3-4	.750	1-1	1.000	0-0	.000	1-5-6	4	1	1	0	0	7
LAMAR	11/24/19		22	3-6	.500	0-2	.000	1-3	.333	1-3-4	0	0	2	3	0	7
UAB	11/29/19	*	31	7-13	.538	0-1	.000	2-2	1.000	2-6-8	3	0	1	2	0	16
FDU	12/7/19	*	27	12-16	.750	0-1	.000	1-2	.500	4-5-9	2	0	1	1	1	25
GEORGIA TECH	12/14/19	*	20	0-4	.000	0-0	.000	0-0	.000	1-2-3	2	1	0	0	0	0
vs. Utah	12/18/19	*	29	4-8	.500	0-0	.000	0-0	.000	4-6-10	2	1	1	0	1	8
vs. Ohio State	12/21/19	*	28	2-4	.500	0-0	.000	0-0	.000	2-3-5	3	1	0	0	0	4
LOUISVILLE	12/28/19	*	25	2-5	.400	0-0	.000	0-0	.000	0-5-5	4	1	1	2	0	4
MISSOURI	1/4/20	*	23	1-4	.250	0-0	.000	1-2	.500	2-2-4	3	0	2	1	0	3

Career Statistics

Year	GP-GS	Min-Avg	FG-FGA	Pct	3FG-FGA	Pct	FT-FTA	Pct	Off-Def-Tot-Avg	PF-FO	Ast	TO	Blk	Stl	Pts	Avg
2018-19	37-10	558-15.1	60-125	.480	2-10	.200	17-30	.567	62-88-150-4.1	79-0	15	29	38	16	139	3.8
2019-20	10-8	237-23.7	36-70	.514	1-5	.200	5-11	.455	17-39-56-5.6	24-0	5	10	11	2	78	7.8
TOTAL	**47-18**	**795-16.9**	**96-195**	**.492**	**3-15**	**.200**	**22-41**	**.537**	**79-127-206-4.4**	**103-0**	**20**	**39**	**49**	**18**	**217**	**4.6**

33

BEN JORDAN

R-Sophomore | Forward | 6-9 | 250 lbs | Olive Hill, Ky. | West Carter

@BenJordan3 | @ben3jordan3

2019-20 SEASON/CAREER HIGHS

Points	
Season	-
Career	-
Rebounds	
Season	-
Career	-
Field Goals	
Season	-
Career	-
Field Goals Attempted	
Season	1, vs. EKU (11/8/19)
Career	1, vs. EKU (11/8/19)
3-Point Field Goals	
Season	-
Career	-
3-Point Field Goals Attempted	
Season	-
Career	-
Free Throws	
Season	-
Career	-
Free Throws Attempted	
Season	-
Career	-
Assists	
Season	-
Career	-
Steals	
Season	-
Career	-
Blocks	
Season	-
Career	-
Minutes	
Season	1, vs. MT. ST. MARY'S (11/22/19)
Career	1, vs. MT. ST. MARY'S (11/22/19)

MISCELLANEOUS	2019-20	CAREER
Dunks	0	0
Double-Figure Scoring Games	0	0
Double-Figure Rebounding Games	0	0
Games With Double-Double	0	0
Games Led UK in Scoring	0	0
Games Led UK in Rebounding	0	0
Games Led UK in Assists	0	0
Games Led UK in Steals	0	0
Games Led UK in Blocks	0	0
Games With 3+ Assists	0	0
Games With 3+ Blocks	0	0
Games With 3+ Steals	0	0
Games With 3+ 3-Pointers	0	0

- Sat out against Fairleigh Dickinson due to a head injury
- Two appearances in the first eight games
- Made first appearance as a Wildcat in regular-season action vs. Eastern Kentucky and got off a shot attempt
- Two-sport athlete who is also a right-handed pitcher on the UK baseball team
- Joined the squad in mid-October
- Finished his high school basketball career as West Carter's all-time leading rebounder and shot-blocker
- Also the school's eighth all-time leading scorer
- Won the Eastern Kentucky Conference Defensive Player of the Year in his senior season in addition to EKC First Team honors
- Averaged 12.2 rebounds a contest in his final year
- On the diamond, was a 2016 Under Armour All-American in high school
- Appeared in 10 games last season after redshirting in 2018 with an injury
- Over the summer, playing for the Gaithersburg Giants of the Cal Ripken College Baseball League, appeared in seven games with six starts
  - Went 1-1 with a 2.70 ERA in 26.2 innings, allowing just 14 hits while striking out 36 en route to First Team All-Cal Ripken League honors

Birthday: June 2

Parents: Kevin and Stephanie Jordan

Major: Biology

Brains and brawn
A four-year distinguished scholar at West Carter High School

Did you know?
His father, Kevin, also attended Kentucky

Game-By-Game Statistics

Opponent	Date	GS	Min	FG-A	Pct.	3FG-A	Pct.	FT-A	Pct.	Off-Def-Tot	PF	Ast	TO	Blk	Stl	Pts
vs. Michigan St.	11/5/19		DNP - Coach's decision													
EKU	11/8/19		<0	0-1	.000	0-0	.000	0-0	.000	0-0-0	0	0	0	0	0	0
EVANSVILLE	11/12/19		DNP - Coach's decision													
UTAH VALLEY	11/18/19		DNP - Coach's decision													
MT. ST. MARY'S	11/22/19		1	0-0	.000	0-0	.000	0-0	.000	0-0-0	0	0	0	0	0	0
LAMAR	11/24/19		DNP - Coach's decision													
UAB	11/29/19		DNP - Coach's decision													
FDU	12/7/19		DNP - Head injury													
GEORGIA TECH	12/14/19		DNP - Coach's decision													
vs. Utah	12/18/19		DNP - Coach's decision													
vs. Ohio State	12/21/19		DNP - Coach's decision													
LOUISVILLE	12/28/19		DNP - Coach's decision													
MISSOURI	1/4/20		DNP - Coach's decision													

Career Statistics

Year	GP-GS	Min-Avg	FG-FGA	Pct	3FG-FGA	Pct	FT-FTA	Pct	Off-Def-Tot-Avg	PF-FO	Ast	TO	Blk	Stl	Pts	Avg
2019-20	2-0	1-0.5	0-1	.000	0-0	.000	0-0	.000	0-0-0-0.0	0-0	0	0	0	0	0	0.0
TOTAL	**2-0**	**1-0.5**	**0-1**	**.000**	**0-0**	**.000**	**0-0**	**.000**	**0-0-0-0.0**	**0-0**	**0**	**0**	**0**	**0**	**0**	**0.0**

BOX SCORES

GAME ONE
#2/2 KENTUCKY 69, #1/1 MICHIGAN STATE 62

Official Basketball Box Score - Final
Michigan St. at Kentucky
11/06/19 Madison Square Garden, New York,NY
2019-20 Men's Basketball

Game Time: 2:30 AM
Game Duration: 2:21
Attendance: 19,812

Officials: Joe Lindsay, Terry Oglesly, Larry Scirotto

Michigan St. - 62 Record: 0-1

NO.	Name		Min	FG M-A	3P M-A	FT M-A	Rebounds OR	Rebounds DR	Rebounds TOT	Fouls PF	Fouls FD	TP	AS	TO	ST	Blocks BS	Blocks BA	+/-
11	Aaron Henry	F	22:16	4-7	1-3	0-0	0	2	2	2	0	9	3	0	0	0	0	1
15	Thomas Kithier	F	18:51	3-3	0-0	1-1	1	2	3	4	1	7	1	1	0	0	0	4
23	Xavier Tillman	F	29:18	3-8	0-3	1-2	2	7	9	4	5	7	1	3	0	1	1	11
2	Rocket Watts	G	21:40	0-4	0-2	0-0	0	0	0	3	0	0	2	3	0	0	1	-2
5	Cassius Winston	G	32:21	5-12	1-7	10-11	0	1	1	4	8	21	4	3	1	0	0	0
44	Gabe Brown		20:46	3-10	2-6	0-0	0	3	3	0	0	8	0	1	0	0	1	-14
0	Kyle Ahrens		21:17	1-4	1-3	0-0	0	1	1	0	3	3	1	0	1	0	0	-4
25	Malik Hall		09:13	0-2	0-1	0-0	1	2	3	3	1	0	1	0	1	0	0	-12
30	Marcus Bingham Jr.		17:02	3-6	0-1	1-4	2	4	6	0	2	7	1	2	1	1	0	-9
3	Foster Loyer		02:50	0-0	0-0	0-0	0	0	0	1	0	0	0	1	0	0	0	-6
34	Julius Marble		04:19	0-0	0-0	0-0	1	1	2	1	0	0	0	1	0	0	0	-4
10	Jack Hoiberg		00:07	0-0	0-0	0-0	0	0	0	0	0	0	0	0	0	0	0	0
	Team						0	0	0			0		1				
	Totals			22-56	5-26	13-18	7	23	30	22	20	62	14	16	4	2	3	-7

Technical Fouls::NONE

Shooting By Period			
1st	FG%	8-27	29.6%
	3PT%	2-11	18.2%
	FT%	6-10	60%
2nd	FG%	14-29	48.3%
	3PT%	3-15	20.0%
	FT%	7-8	87.5%
GM	FG%	22-56	39.3%
	3PT%	5-26	19.2%
	FT%	13-18	72.2%

Dead Ball Rebounds: 6, 6

Kentucky - 69 Record: 1-0

NO.	Name		Min	FG M-A	3P M-A	FT M-A	Rebounds OR	Rebounds DR	Rebounds TOT	Fouls PF	Fouls FD	TP	AS	TO	ST	Blocks BS	Blocks BA	+/-
1	Nate Sestina	F	31:27	3-4	1-2	0-0	0	6	6	3	2	7	2	0	0	1	0	6
2	Kahlil Whitney	F	21:58	1-3	1-2	1-3	2	2	4	2	2	4	1	2	0	0	0	5
23	EJ Montgomery	F	14:39	2-6	0-0	0-2	0	2	2	1	1	4	0	1	0	2	1	1
0	Ashton Hagans	G	28:53	3-9	0-1	5-5	1	1	2	1	4	11	3	3	1	0	0	-6
5	Immanuel Quickley	G	29:45	1-6	1-4	7-8	0	5	5	2	3	10	2	1	2	0	0	10
4	Nick Richards		24:52	2-7	0-0	3-4	2	2	4	5	5	7	0	1	0	0	0	4
3	Tyrese Maxey		31:25	7-12	3-7	9-10	0	5	5	3	5	26	1	1	1	0	0	3
12	Keion Brooks Jr.		14:55	0-3	0-2	0-0	0	2	2	2	0	0	0	1	0	0	1	5
10	Johnny Juzang		02:06	0-0	0-0	0-0	0	0	0	1	0	0	0	0	0	0	0	7
	Team						0	0	0			0		0				
	Totals			19-50	6-18	25-32	5	25	30	20	22	69	9	10	4	3	2	7

Technical Fouls::NONE

Shooting By Period			
1st	FG%	8-25	32.0%
	3PT%	2-9	22.2%
	FT%	16-20	80%
2nd	FG%	11-25	44.0%
	3PT%	4-9	44.4%
	FT%	9-12	75%
GM	FG%	19-50	38.0%
	3PT%	6-18	33.3%
	FT%	25-32	78.1%

Dead Ball Rebounds: 4, 1

	MSU	KEN
Biggest lead	2 (1st 19:49)	13 (2nd 10:00)
Best Scoring Run	7(1st 9:44)	9(1st 0:23)
Lead Changes	3	
Times Tied	3	
Time with Lead	00:38	37:22

Points from	MSU	KEN
Turnovers	6	21
Paint	32	20
Second Chance	6	0
Fast Breaks	15	20
Bench	18	33

Period by Period Scoring	1st	2nd	TOT
MSU	24	38	62
KEN	34	35	69

GAME TWO
#2/2 KENTUCKY 91, EASTERN KENTUCKY 49

Official Basketball Box Score - Final
Eastern Ky. at Kentucky
11/09/19 Rupp Arena, Lexington, Ky.
2019-20 Men's Basketball

Game Time: 12:00 AM
Game Duration: 2:01
Attendance: 20,163

Officials: Keith Kimble, Brian Shey, Gerald Williams

Eastern Ky. - 49 Record: 1-1

NO.	Name		Min	FG M-A	3P M-A	FT M-A	Rebounds OR	Rebounds DR	Rebounds TOT	Fouls PF	Fouls FD	TP	AS	TO	ST	Blocks BS	Blocks BA	+/-
5	Darius Hicks	F	26:51	1-7	0-0	2-3	0	1	1	4	3	4	0	5	1	0	2	-34
11	Jomaru Brown	G	16:57	2-9	1-3	0-0	0	2	2	2	1	5	0	9	0	0	1	-32
14	Houston King	G	18:36	0-6	0-4	0-0	0	0	0	1	0	0	0	0	2	0	0	-30
2	Tre King		22:15	3-9	0-1	0-0	2	1	3	4	3	6	0	0	1	0	3	-29
12	Ty TAYLOR		27:20	2-6	2-5	3-3	0	2	2	1	1	9	0	1	1	0	0	-39
00	Russhar CRUICKSHANK		29:43	2-8	1-6	0-1	0	1	1	4	2	5	2	1	2	0	0	-22
21	Lachlan Anderson		13:33	0-2	0-2	0-0	0	1	1	2	1	0	0	2	1	0	0	0
1	Jacquess Hobbs		21:43	2-7	0-2	2-2	0	7	7	2	1	6	5	2	2	0	0	-5
24	Michael MORENO		20:03	4-9	4-9	2-2	1	4	5	1	1	14	0	1	0	0	0	-17
23	Cameron Carmical		02:52	0-1	0-1	0-0	0	0	0	0	0	0	0	0	0	0	0	-2
25	Mason Cooper		00:07	0-0	0-0	0-0	0	0	0	0	0	0	0	0	0	0	0	0
	Team						1	2	3			0		0				
	Totals			16-64	8-33	9-11	4	21	25	21	13	49	7	21	10	0	6	-42

Technical Fouls::NONE

Shooting By Period			
1st	FG%	9-33	27.3%
	3PT%	4-16	25.0%
	FT%	3-4	75%
2nd	FG%	7-31	22.6%
	3PT%	4-17	23.5%
	FT%	6-7	85.7%
GM	FG%	16-64	25.0%
	3PT%	8-33	24.2%
	FT%	9-11	81.8%

Dead Ball Rebounds: 2, 1

Kentucky - 91 Record: 2-0

NO.	Name		Min	FG M-A	3P M-A	FT M-A	Rebounds OR	Rebounds DR	Rebounds TOT	Fouls PF	Fouls FD	TP	AS	TO	ST	Blocks BS	Blocks BA	+/-
1	Nate Sestina	F	29:31	3-6	1-3	5-7	3	8	11	2	4	12	2	1	2	2	0	49
2	Kahlil Whitney	F	20:22	5-8	0-1	1-2	1	1	2	3	1	11	0	2	1	0	0	17
4	Nick Richards	F	30:58	10-11	0-0	1-2	1	9	10	2	3	21	1	2	0	4	0	35
0	Ashton Hagans	G	23:33	5-9	0-3	1-3	1	6	7	2	3	11	5	3	3	0	0	39
5	Immanuel Quickley	G	27:54	4-10	1-3	7-7	1	2	3	2	4	16	5	1	0	0	0	39
3	Tyrese Maxey		25:44	2-6	0-2	5-5	0	3	3	0	3	9	3	4	1	0	0	10
12	Keion Brooks Jr.		20:31	5-7	0-0	1-6	4	4	8	1	3	11	0	3	0	0	0	14
10	Johnny Juzang		20:15	0-4	0-2	0-0	1	6	7	1	0	0	1	1	0	0	0	7
13	Riley Welch		00:24	0-0	0-0	0-0	0	0	0	0	0	0	0	0	1	0	0	0
14	Brennan Canada		00:24	0-0	0-0	0-0	0	0	0	0	0	0	0	1	0	0	0	0
33	Ben Jordan		00:24	0-1	0-0	0-0	0	0	0	0	0	0	0	0	0	0	0	0
	Team						0	3	3			0		0				
	Totals			34-62	2-14	21-32	12	42	54	13	21	91	17	18	8	6	0	42

Technical Fouls::NONE

Shooting By Period			
1st	FG%	16-31	51.6%
	3PT%	1-6	16.7%
	FT%	13-18	72.2%
2nd	FG%	18-31	58.1%
	3PT%	1-8	12.5%
	FT%	8-14	57.1%
GM	FG%	34-62	54.8%
	3PT%	2-14	14.3%
	FT%	21-32	65.6%

Dead Ball Rebounds: 5, 2

	EKU	UKY
Biggest lead	0 (1st 20:00)	44 (2nd 1:45)
Best Scoring Run	8(1st 2:38)	14(1st 13:42)
Lead Changes	0	
Times Tied	0	
Time with Lead	00:00	38:49

Points from	EKU	UKY
Turnovers	18	28
Paint	12	54
Second Chance	0	9
Fast Breaks	8	30
Bench	25	20

Period by Period Scoring	1st	2nd	TOT
EKU	25	24	49
UKY	46	45	91

GAME THREE
EVANSVILLE 67, #1/2 KENTUCKY 64

Official Basketball Box Score - Final
Evansville at Kentucky
11/13/19 Rupp Arena, Lexington, Ky.
2019-20 Men's Basketball

Game Time: 12:00 AM
Game Duration: 2:05
Attendance: 19,101

Officials: Doug Shows, Owen Shortt, Vladimir Voyard-Tadal

Evansville - 67 Record: 2-0

NO.	Name		Min	FG M-A	3P M-A	FT M-A	Rebounds OR	Rebounds DR	Rebounds TOT	Fouls PF	Fouls FD	TP	AS	TO	ST	Blocks BS	Blocks BA	+/-
13	DeAndre Williams	F	25:18	4-9	0-4	1-1	1	3	4	3	3	9	3	1	2	0	0	5
35	John Hall	F	21:45	1-5	1-4	0-0	1	1	2	4	0	3	0	1	0	0	0	-7
3	Jawaun Newton	G	15:36	1-2	1-1	0-0	0	1	1	0	1	3	0	1	0	0	0	2
30	Noah Frederking	G	27:34	3-9	2-7	0-0	1	3	4	1	1	8	1	0	0	0	0	1
33	K.J. Riley	G	28:20	4-8	2-2	8-8	1	3	4	4	7	18	1	1	0	0	1	0
5	Shamar Givance		26:01	1-2	1-1	0-0	1	5	6	2	1	3	3	0	0	0	0	3
10	Evan Kuhlman		07:43	0-3	0-0	0-0	1	1	2	1	1	0	0	1	0	0	1	7
2	Artur Labinowicz		18:28	3-9	0-4	0-0	1	2	3	0	1	6	2	0	0	0	0	-1
20	Sam Cunliffe		28:49	6-13	2-7	3-4	2	4	6	3	3	17	0	6	0	0	0	8
1	Marcus Henderson		00:13	0-0	0-0	0-0	0	0	0	0	0	0	0	0	0	0	0	-1
4	Devan Straub		00:13	0-0	0-0	0-0	0	0	0	0	0	0	0	0	0	0	0	-2
	Team						2	4	6			0		3				
	Totals			23-60	9-30	12-13	11	27	38	18	18	67	10	14	2	0	2	3

Technical Fouls::NONE

Shooting By Period			
1st	FG%	12-31	38.7%
	3PT%	4-16	25.0%
	FT%	6-7	85.7%
2nd	FG%	11-29	37.9%
	3PT%	5-14	35.7%
	FT%	6-6	100%
GM	FG%	23-60	38.3%
	3PT%	9-30	30.0%
	FT%	12-13	92.3%

Dead Ball Rebounds: 0, 0

Kentucky - 64 Record: 2-1

NO.	Name		Min	FG M-A	3P M-A	FT M-A	Rebounds OR	Rebounds DR	Rebounds TOT	Fouls PF	Fouls FD	TP	AS	TO	ST	Blocks BS	Blocks BA	+/-
1	Nate Sestina	F	29:17	2-4	0-1	5-5	1	4	5	3	4	9	0	2	0	1	0	-7
2	Kahlil Whitney	F	23:03	1-3	1-3	3-6	1	2	3	2	3	6	0	1	2	0	0	0
4	Nick Richards	F	22:21	2-6	0-0	2-2	2	4	6	2	3	6	1	1	0	0	0	8
0	Ashton Hagans	G	24:14	1-8	0-3	1-2	0	2	2	4	1	3	3	4	2	0	0	0
5	Immanuel Quickley	G	34:39	5-12	1-4	5-5	2	7	9	2	3	16	1	3	0	0	0	-3
3	Tyrese Maxey		33:31	5-12	1-4	4-5	0	3	3	4	4	15	0	2	2	1	0	-4
12	Keion Brooks Jr.		20:28	3-8	0-1	0-0	2	2	4	1	0	6	1	0	0	0	0	-9
10	Johnny Juzang		12:27	1-1	1-1	0-0	0	2	2	0	0	3	0	0	0	0	0	0
	Team						0	1	1			0		0				
	Totals			20-54	4-17	20-25	8	27	35	18	18	64	6	13	6	2	0	-3

Technical Fouls::NONE

Shooting By Period			
1st	FG%	9-26	34.6%
	3PT%	2-7	28.6%
	FT%	10-12	83.3%
2nd	FG%	11-28	39.3%
	3PT%	2-10	20.0%
	FT%	10-13	76.9%
GM	FG%	20-54	37.0%
	3PT%	4-17	23.5%
	FT%	20-25	80.0%

Dead Ball Rebounds: 4, 0

	UEV	UKY
Biggest lead	8 (1st 6:13)	3 (1st 19:07)
Best Scoring Run	9(1st 6:13)	7(2nd 11:17)
Lead Changes	7	
Times Tied	5	
Time with Lead	29:34	05:44

Points from	UEV	UKY
Turnovers	14	10
Paint	28	30
Second Chance	11	12
Fast Breaks	10	16
Bench	26	24

Period by Period Scoring	1st	2nd	TOT
UEV	34	33	67
UKY	30	34	64

GAME FOUR
#9/10 KENTUCKY 82, UTAH VALLEY 74

Official Basketball Box Score - Final
Utah Valley at Kentucky
11/19/19 Rupp Arena, Lexington, Ky.
2019-20 Men's Basketball

Game Time: 12:00 AM
Game Duration: 2:08
Attendance: 18,859

Officials: Don Dailey, Tony Greene, Wesley Ford

Utah Valley - 74 Record: 3-2

NO.	Name		Min	FG M-A	3P M-A	FT M-A	Rebounds OR	Rebounds DR	Rebounds TOT	Fouls PF	Fouls FD	TP	AS	TO	ST	Blocks BS	Blocks BA	+/-
13	Brandon Morley	C	22:53	1-1	0-0	0-0	0	2	2	4	0	2	0	0	0	2	0	-3
3	TJ Washington	G	31:45	8-18	5-12	1-2	1	4	5	3	1	22	5	2	0	0	1	-12
11	Brandon Averette	G	28:33	3-11	0-3	2-4	0	2	2	2	2	8	3	1	2	0	0	-12
22	Casdon Jardine	G	12:57	1-6	1-5	0-0	1	1	2	4	0	3	0	0	0	0	0	-6
24	Trey Woodbury	G	35:42	5-11	3-7	4-4	2	1	3	3	4	17	1	2	0	0	1	-8
2	Jamison Overton		27:36	4-8	0-0	2-5	0	1	1	2	3	10	1	0	0	1	0	5
4	Emmanuel Olojakpoke		16:03	1-4	0-0	1-1	1	4	5	4	1	3	0	0	0	2	0	-1
5	Cavit Ege Havsa		24:31	3-5	2-4	1-2	2	2	4	2	2	9	4	0	2	0	0	-3
	Team						2	1	3			0		2				
	Totals			26-64	11-31	11-18	9	18	27	24	13	74	14	7	4	5	2	-8

Technical Fouls: Washington 2nd 5:54

Shooting By Period			
1st	FG%	11-31	35.5%
	3PT%	4-14	28.6%
	FT%	1-3	33.3%
2nd	FG%	15-33	45.5%
	3PT%	7-17	41.2%
	FT%	10-15	66.7%
GM	FG%	26-64	40.6%
	3PT%	11-31	35.5%
	FT%	11-18	61.1%

Dead Ball Rebounds: 3, 0

Kentucky - 82 Record: 3-1

NO.	Name		Min	FG M-A	3P M-A	FT M-A	Rebounds OR	Rebounds DR	Rebounds TOT	Fouls PF	Fouls FD	TP	AS	TO	ST	Blocks BS	Blocks BA	+/-
1	Nate Sestina	F	34:10	2-8	0-3	4-4	3	9	12	4	5	8	1	3	0	0	1	7
2	Kahlil Whitney	F	25:38	2-5	0-0	0-0	1	4	5	0	0	4	0	2	0	0	0	3
4	Nick Richards	F	34:53	8-11	0-0	5-5	4	6	10	2	3	21	0	0	0	1	0	10
0	Ashton Hagans	G	36:37	7-14	0-2	12-12	0	5	5	0	6	26	6	6	1	1	1	12
3	Tyrese Maxey	G	37:19	4-14	1-5	5-7	1	4	5	3	6	14	3	2	0	0	3	9
10	Johnny Juzang		17:26	0-2	0-2	4-4	1	1	2	3	2	4	1	1	1	0	0	8
12	Keion Brooks Jr.		13:57	2-3	0-0	1-2	0	4	4	1	1	5	0	0	0	0	0	-9
	Team						2	1	3			0		0				
	Totals			25-57	1-12	31-34	12	34	46	13	23	82	11	14	2	2	5	8

Technical Fouls::NONE

Shooting By Period			
1st	FG%	10-30	33.3%
	3PT%	1-8	12.5%
	FT%	14-15	93.3%
2nd	FG%	15-27	55.6%
	3PT%	0-4	0.0%
	FT%	17-19	89.5%
GM	FG%	25-57	43.9%
	3PT%	1-12	8.3%
	FT%	31-34	91.2%

Dead Ball Rebounds: 4, 0

	UTV	UKY
Biggest lead	2 (1st 19:06)	16 (2nd 17:00)
Best Scoring Run	7(2nd 9:55)	7(2nd 18:41)
Lead Changes	5	
Times Tied	5	
Time with Lead	01:23	34:36

Points from	UTV	UKY
Turnovers	11	8
Paint	26	38
Second Chance	7	16
Fast Breaks	11	25
Bench	22	9

Period by Period Scoring	1st	2nd	TOT
UTV	27	47	74
UKY	35	47	82

GAME FIVE
#9/10 KENTUCKY 82, MOUNT ST. MARY'S 62

Official Basketball Box Score - Final
Mount St. Mary's at Kentucky
11/23/19 Rupp Arena, Lexington, Ky.
2019-20 Men's Basketball

Game Time: 12:00 AM
Game Duration: 2:00
Attendance: 20,351

Officials: Mike Nance, Wil Howard, Robert Felder

Mount St. Mary's - 62 Record: 1-5

NO.	Name		Min	FG M-A	3P M-A	FT M-A	Rebounds OR	Rebounds DR	Rebounds TOT	Fouls PF	Fouls FD	TP	AS	TO	ST	Blocks BS	Blocks BA	+/-
21	Chidozie Collin Nnamene	F	16:20	2-6	1-4	2-2	1	1	2	5	1	7	0	0	0	0	0	-12
22	Nana Opoku	F	31:58	1-3	1-3	2-4	0	5	5	1	2	5	0	1	2	1	0	-19
42	Malik Jefferson	F	25:38	5-7	0-0	0-2	3	2	5	3	1	10	1	1	1	0	0	-14
2	Jalen Gibbs	G	31:52	3-14	1-3	0-0	1	1	2	2	0	7	1	2	1	0	2	-14
15	Damian Chong Qui	G	32:33	3-9	1-4	4-4	0	1	1	3	4	11	3	4	0	0	1	-31
13	Omar Habwe		25:36	4-9	1-5	1-2	3	4	7	2	2	10	2	0	1	0	0	-20
11	Naim Miller		10:35	0-2	0-2	0-0	0	1	1	1	0	0	0	1	0	0	0	-5
1	Dee Barnes		07:49	0-2	0-2	0-0	0	1	1	1	1	0	0	0	0	0	0	3
23	Brandon Leftwich		09:48	3-6	0-1	4-4	1	3	4	0	3	10	1	0	0	1	0	4
34	Jalen Jefferson		04:30	0-0	0-0	0-0	0	1	1	0	0	0	0	0	0	0	0	4
5	Ayan Teel		02:31	1-3	0-0	0-0	0	1	1	0	0	2	0	0	0	0	0	2
12	Odri Dedolli		00:50	0-0	0-0	0-0	0	0	0	0	0	0	0	0	0	0	0	2
	Team						1	0	1			0		1				
	Totals			22-61	5-24	13-18	10	21	31	18	14	62	8	10	5	2	3	-20

Technical Fouls::NONE

Shooting By Period			
1st	FG%	10-29	34.5%
	3PT%	3-11	27.3%
	FT%	11-14	78.6%
2nd	FG%	12-32	37.5%
	3PT%	2-13	15.4%
	FT%	2-4	50%
GM	FG%	22-61	36.1%
	3PT%	5-24	20.8%
	FT%	13-18	72.2%

Dead Ball Rebounds: 3, 0

Kentucky - 82 Record: 4-1

NO.	Name		Min	FG M-A	3P M-A	FT M-A	Rebounds OR	Rebounds DR	Rebounds TOT	Fouls PF	Fouls FD	TP	AS	TO	ST	Blocks BS	Blocks BA	+/-
1	Nate Sestina	F	24:58	1-3	0-2	3-3	1	3	4	1	2	5	4	0	0	0	0	21
2	Kahlil Whitney	F	14:13	4-7	1-1	0-0	0	1	1	2	0	9	1	2	2	0	0	13
4	Nick Richards	F	32:45	7-10	0-0	5-6	4	2	6	1	7	19	1	3	0	3	0	3
0	Ashton Hagans	G	28:42	5-8	0-0	6-6	0	7	7	2	5	16	7	2	1	0	1	25
3	Tyrese Maxey	G	33:00	4-7	1-4	2-2	0	1	1	1	1	11	6	3	0	0	0	10
23	EJ Montgomery		15:26	3-4	1-1	0-0	1	5	6	4	0	7	1	1	0	0	0	29
5	Immanuel Quickley		21:47	5-8	3-4	0-0	0	2	2	2	0	13	0	1	0	0	1	14
10	Johnny Juzang		08:32	0-4	0-2	0-0	0	3	3	0	0	0	0	0	0	0	0	-5
12	Keion Brooks Jr.		18:07	1-3	0-1	0-1	0	3	3	1	3	2	1	0	1	0	0	-4
13	Riley Welch		00:50	0-1	0-0	0-0	0	0	0	0	0	0	0	0	0	0	0	-2
14	Brennan Canada		00:50	0-0	0-0	0-0	0	0	0	0	0	0	0	0	0	0	0	-2
33	Ben Jordan		00:50	0-0	0-0	0-0	0	0	0	0	0	0	0	0	0	0	0	-2
	Team						0	2	2			0		0				
	Totals			30-55	6-15	16-18	6	29	35	14	18	82	21	12	4	3	2	20

Technical Fouls::NONE

Shooting By Period			
1st	FG%	14-27	51.9%
	3PT%	1-5	20.0%
	FT%	10-10	100%
2nd	FG%	16-28	57.1%
	3PT%	5-10	50.0%
	FT%	6-8	75%
GM	FG%	30-55	54.5%
	3PT%	6-15	40.0%
	FT%	16-18	88.9%

Dead Ball Rebounds: 0, 2

	MSM	UKY
Biggest lead	3 (1st 7:09)	25 (2nd 10:24)
Best Scoring Run	7(1st 10:13)	10(2nd 13:16)
Lead Changes	4	
Times Tied	1	
Time with Lead	01:58	37:51

Points from	MSM	UKY
Turnovers	6	10
Paint	26	40
Second Chance	11	6
Fast Breaks	8	15
Bench	22	22

Period by Period Scoring	1st	2nd	TOT
MSM	34	28	62
UKY	39	43	82

GAME SIX
LAMAR at #9/10 KENTUCKY

Official Basketball Box Score - Final
Lamar University at Kentucky
11/24/19 Rupp Arena, Lexington, Ky.
2019-20 Men's Basketball

Game Time: 11:00 PM
Game Duration: 1:57
Attendance: 20,048

Officials: Anthony Jordan, Keith Patterson, Josue Nelves

Lamar University - 56 Record: 4-2

NO.	Name		Min	FG M-A	3P M-A	FT M-A	Rebounds OR	Rebounds DR	Rebounds TOT	Fouls PF	Fouls FD	TP	AS	TO	ST	Blocks BS	Blocks BA	+/-
0	David Muoka	C	06:47	0-1	0-0	0-0	0	0	0	1	0	0	0	0	0	0	0	-12
5	Avery Sullivan	C	38:44	4-12	0-0	3-4	5	8	13	4	5	11	1	1	1	0	3	-24
12	V.J. Holmes	G	35:06	4-6	0-0	0-4	1	1	2	2	3	8	4	2	0	0	2	-26
13	Davion Buster	G	30:54	6-15	5-11	2-3	0	3	3	4	2	19	0	2	3	0	0	-13
15	T.J. Atwood	G	34:08	4-16	0-1	2-4	3	1	4	2	2	10	0	2	2	1	5	-28
3	Ellis Jefferson		19:38	0-4	0-1	0-0	2	1	3	0	1	0	3	1	0	0	1	-6
2	Corey Nickerson		15:43	0-2	0-0	0-0	0	4	4	1	0	0	0	1	0	1	1	-11
21	Ayaan Sohail		16:07	3-8	2-4	0-0	0	2	2	2	1	8	0	0	0	0	1	-5
10	Dylan Morrison		02:53	0-0	0-0	0-0	0	0	0	0	0	0	0	0	0	0	0	0
	Team						3	0	3			0		1				
	Totals			21-64	7-17	7-15	14	20	34	16	14	56	8	10	6	2	13	-25

Technical Fouls::NONE

Shooting By Period			
1st	FG%	9-31	29.0%
	3PT%	3-6	50.0%
	FT%	0-2	0%
2nd	FG%	12-33	36.4%
	3PT%	4-11	36.4%
	FT%	7-13	53.8%
GM	FG%	21-64	32.8%
	3PT%	7-17	41.2%
	FT%	7-15	46.7%

Dead Ball Rebounds: 5, 1

Kentucky - 81 Record: 5-1

NO.	Name		Min	FG M-A	3P M-A	FT M-A	Rebounds OR	Rebounds DR	Rebounds TOT	Fouls PF	Fouls FD	TP	AS	TO	ST	Blocks BS	Blocks BA	+/-
1	Nate Sestina	F	17:42	1-2	1-2	0-0	1	4	5	2	0	3	2	1	0	0	0	13
2	Kahlil Whitney	F	12:29	1-7	0-0	1-2	0	2	2	0	1	3	1	0	0	2	2	11
4	Nick Richards	F	35:13	5-9	0-0	0-2	5	8	13	3	2	10	1	0	0	7	0	26
0	Ashton Hagans	G	32:13	4-6	3-4	4-4	0	3	3	2	4	15	9	4	2	0	0	27
3	Tyrese Maxey	G	31:04	8-11	4-6	1-1	0	5	5	3	2	21	3	1	1	1	0	33
12	Keion Brooks Jr.		15:09	3-6	1-2	2-2	1	2	3	0	1	9	0	1	0	0	0	16
5	Immanuel Quickley		18:39	3-7	1-4	4-5	0	1	1	3	3	11	3	2	2	0	0	-5
23	EJ Montgomery		22:31	3-6	0-2	1-3	1	3	4	0	2	7	0	2	0	3	0	-2
10	Johnny Juzang		13:36	1-3	0-2	0-0	0	1	1	1	1	2	0	0	0	0	0	6
13	Riley Welch		00:42	0-0	0-0	0-0	0	0	0	0	0	0	0	0	1	0	0	0
14	Brennan Canada		00:42	0-0	0-0	0-0	0	0	0	0	0	0	0	0	0	0	0	0
	Team						2	2	4			0		0				
	Totals			29-57	10-22	13-19	10	31	41	14	16	81	19	11	6	13	2	25

Technical Fouls::NONE

Shooting By Period			
1st	FG%	16-33	48.5%
	3PT%	7-16	43.8%
	FT%	2-2	100%
2nd	FG%	13-24	54.2%
	3PT%	3-6	50.0%
	FT%	11-17	64.7%
GM	FG%	29-57	50.9%
	3PT%	10-22	45.5%
	FT%	13-19	68.4%

Dead Ball Rebounds: 3, 1

	LAMAR	UKY
Biggest lead	0 (1st 20:00)	27 (2nd 1:25)
Best Scoring Run	10(1st 12:47)	20(1st 2:34)
Lead Changes	0	
Times Tied	1	
Time with Lead	00:00	38:32

Points from	LAMAR	UKY
Turnovers	11	14
Paint	22	28
Second Chance	3	8
Fast Breaks	11	17
Bench	8	29

Period by Period Scoring	1st	2nd	TOT
LAMAR	21	35	56
UKY	41	40	81

GAME SEVEN
#9/11 KENTUCKY 69, UAB 58

Official Basketball Box Score - Final
UAB at Kentucky
11/30/19 Rupp Arena, Lexington, Ky.
2019-20 Men's Basketball

Game Time: 12:00 AM
Game Duration: 1:53
Attendance: 20,401

Officials: Ted Valentine, Rob Rorke, Jason Baker

UAB - 58 Record: 4-2

NO.	Name		Min	FG M-A	3P M-A	FT M-A	Rebounds OR	Rebounds DR	Rebounds TOT	Fouls PF	Fouls FD	TP	AS	TO	ST	Blocks BS	Blocks BA	+/-
2	Tamell Pearson	F	20:04	3-7	0-1	0-0	0	4	4	3	1	6	2	2	0	0	0	0
5	Makhtar Gueye	F	25:15	1-10	0-3	0-0	2	3	5	2	3	2	0	2	0	0	2	4
00	Tyreek Scott-Grayson	G	32:53	8-12	3-4	0-0	0	2	2	1	0	19	4	2	1	2	0	-2
3	Tavin Lovan	G	20:00	1-6	0-0	0-0	1	1	2	1	0	2	0	1	0	0	1	-16
13	Jalen Benjamin	G	36:28	7-11	4-5	1-1	1	1	2	3	4	19	0	4	1	0	0	-8
11	Kassim Nicholson		17:03	1-4	1-2	0-0	0	3	3	5	0	3	0	0	0	0	0	-15
12	Will Butler		18:21	1-2	0-0	0-1	2	0	2	2	2	2	0	1	0	1	0	-18
23	Jordan Brinson		16:25	2-5	0-1	0-1	0	1	1	1	2	4	3	0	1	0	0	-3
10	Luis Hurtado		03:32	0-0	0-0	1-2	0	0	0	0	1	1	0	0	0	0	0	-3
25	Antonio Ralat		05:28	0-0	0-0	0-0	0	2	2	0	0	0	2	0	0	0	0	-2
34	Jude Akabueze		04:31	0-1	0-0	0-0	0	1	1	0	0	0	0	0	0	0	0	8
	Team						2	0	2			0		0				
	Totals			24-58	8-16	2-5	8	18	26	18	13	58	11	12	3	3	3	-11

Technical Fouls::NONE

Shooting By Period			
1st	FG%	11-30	36.7%
	3PT%	3-6	50.0%
	FT%	0-1	0%
2nd	FG%	13-28	46.4%
	3PT%	5-10	50.0%
	FT%	2-4	50%
GM	FG%	24-58	41.4%
	3PT%	8-16	50.0%
	FT%	2-5	40.0%

Dead Ball Rebounds: 1, 0

Kentucky - 69 Record: 6-1

NO.	Name		Min	FG M-A	3P M-A	FT M-A	Rebounds OR	Rebounds DR	Rebounds TOT	Fouls PF	Fouls FD	TP	AS	TO	ST	Blocks BS	Blocks BA	+/-
2	Kahlil Whitney	F	18:40	0-5	0-2	2-2	2	0	2	1	1	2	2	1	0	0	1	-7
4	Nick Richards	F	27:47	7-7	0-0	2-4	2	7	9	4	6	16	0	4	0	1	0	-3
23	EJ Montgomery	F	31:09	7-13	0-1	2-2	2	6	8	3	1	16	0	1	0	2	1	11
0	Ashton Hagans	G	34:34	2-6	1-3	4-6	1	2	3	3	5	9	12	2	2	0	0	6
3	Tyrese Maxey	G	33:03	3-9	1-4	0-0	0	3	3	1	2	7	4	0	0	0	0	12
12	Keion Brooks Jr.		21:04	2-5	1-1	0-0	0	4	4	0	1	5	1	1	0	0	0	14
5	Immanuel Quickley		21:00	3-6	1-2	2-2	1	3	4	0	1	9	0	2	0	0	0	15
10	Johnny Juzang		12:43	2-4	1-2	0-0	2	0	2	1	1	5	0	0	0	0	1	7
	Team						1	3	4			0		1				
	Totals			26-55	5-15	12-16	11	28	39	13	18	69	19	12	2	3	3	11

Technical Fouls::NONE

Shooting By Period			
1st	FG%	15-30	50.0%
	3PT%	5-11	45.5%
	FT%	3-4	75%
2nd	FG%	11-25	44.0%
	3PT%	0-4	0.0%
	FT%	9-12	75%
GM	FG%	26-55	47.3%
	3PT%	5-15	33.3%
	FT%	12-16	75.0%

Dead Ball Rebounds: 4, 0

	UAB	UKY
Biggest lead	3 (1st 15:14)	20 (2nd 4:31)
Best Scoring Run	7(1st 15:14)	9(1st 11:48)
Lead Changes	2	
Times Tied	1	
Time with Lead	02:21	35:44

Points from	UAB	UKY
Turnovers	13	14
Paint	28	30
Second Chance	10	13
Fast Breaks	2	11
Bench	10	19

Period by Period Scoring	1st	2nd	TOT
UAB	25	33	58
UKY	38	31	69

GAME EIGHT
#8/10 KENTUCKY 83, FAIRLEIGH DICKINSON 52

Official Basketball Box Score - Final
Fairleigh Dickinson at Kentucky
12/07/19 Rupp Arena, Lexington, Ky.
2019-20 Men's Basketball

Game Time: 9:00 PM
Game Duration: 1:50
Attendance: 20,080

Officials: Todd Austin, Jason Baker, Robert Felder

Fairleigh Dickinson - 52 Record: 2-6

NO.	Name		Min	FG M-A	3P M-A	FT M-A	Rebounds OR	Rebounds DR	Rebounds TOT	Fouls PF	Fouls FD	TP	AS	TO	ST	Blocks BS	Blocks BA	+/-
12	Kaleb Bishop	F	31:11	6-16	0-5	0-0	4	4	8	4	0	12	2	2	0	2	1	-21
21	Elyjah Williams	F	33:40	4-7	0-1	0-0	0	4	4	3	1	8	1	3	0	3	0	-26
2	Brandon Rush		26:19	3-8	2-5	3-4	0	1	1	2	3	11	0	0	0	0	1	-23
3	Jahlil Jenkins		31:26	3-14	2-6	0-0	0	0	0	1	2	8	3	1	1	0	0	-29
5	Xzavier Malone-Key		28:15	2-9	0-3	2-2	1	4	5	1	5	6	1	2	0	0	1	-15
25	Daniel Rodriguez		05:01	0-1	0-0	0-0	2	0	2	0	0	0	0	0	0	0	0	-6
4	Brandon Powell		07:55	1-2	0-1	0-0	1	0	1	0	0	2	1	0	0	0	0	-4
11	Callum Baker		09:01	1-1	1-1	0-0	0	0	0	1	2	3	0	1	0	0	0	-5
1	Bassel Saliba Jr.		14:25	1-4	0-0	0-0	2	1	3	1	0	2	0	2	0	0	1	-13
15	Oscar Okeke		07:57	0-2	0-1	0-0	0	0	0	1	0	0	0	0	0	0	0	-7
24	Marc Dadika		04:50	0-1	0-1	0-0	0	0	0	1	1	0	0	0	1	2	0	-6
	Team						4	5	9			0		2				
	Totals			21-65	5-24	5-6	14	19	33	15	14	52	8	13	2	7	4	-31

Technical Fouls::NONE

Shooting By Period			
1st	FG%	9-30	30.0%
	3PT%	3-16	18.8%
	FT%	2-2	100%
2nd	FG%	12-35	34.3%
	3PT%	2-8	25.0%
	FT%	3-4	75%
GM	FG%	21-65	32.3%
	3PT%	5-24	20.8%
	FT%	5-6	83.3%

Dead Ball Rebounds: 1, 0

Kentucky - 83 Record: 7-1

NO.	Name		Min	FG M-A	3P M-A	FT M-A	Rebounds OR	Rebounds DR	Rebounds TOT	Fouls PF	Fouls FD	TP	AS	TO	ST	Blocks BS	Blocks BA	+/-
4	Nick Richards	F	31:11	5-6	0-0	2-2	1	9	10	2	2	12	0	2	0	2	1	33
23	EJ Montgomery	F	29:48	12-16	0-1	1-2	4	5	9	2	2	25	0	1	1	1	1	17
0	Ashton Hagans	G	30:58	2-4	0-0	7-7	0	2	2	3	3	11	11	2	2	0	1	27
3	Tyrese Maxey	G	26:57	1-8	0-3	0-0	1	5	6	2	2	2	4	1	0	0	1	17
10	Johnny Juzang	G	23:27	1-5	0-2	2-2	1	2	3	0	1	4	1	0	2	0	0	18
2	Kahlil Whitney		18:25	3-4	0-0	1-2	1	2	3	2	1	7	0	0	0	0	1	5
5	Immanuel Quickley		21:59	2-8	1-3	2-2	0	1	1	0	3	7	3	1	0	0	1	24
12	Keion Brooks Jr.		16:03	6-11	1-2	2-2	2	3	5	3	1	15	1	2	1	1	1	14
13	Riley Welch		00:36	0-0	0-0	0-0	0	0	0	0	0	0	0	0	0	0	0	0
14	Brennan Canada		00:36	0-0	0-0	0-0	0	0	0	0	0	0	0	0	0	0	0	0
	Team						2	1	3			0		0				
	Totals			32-62	2-11	17-19	12	30	42	14	15	83	20	9	6	4	7	31

Technical Fouls::NONE

Shooting By Period			
1st	FG%	18-34	52.9%
	3PT%	1-8	12.5%
	FT%	6-7	85.7%
2nd	FG%	14-28	50.0%
	3PT%	1-3	33.3%
	FT%	11-12	91.7%
GM	FG%	32-62	51.6%
	3PT%	2-11	18.2%
	FT%	17-19	89.5%

Dead Ball Rebounds: 1, 0

	FLD	UKY
Biggest lead	2 (1st 19:11)	34 (2nd 2:30)
Best Scoring Run	6(1st 4:01)	17(1st 5:41)
Lead Changes	1	
Times Tied	2	
Time with Lead	01:02	37:44

Points from	FLD	UKY
Turnovers	8	18
Paint	30	46
Second Chance	9	20
Fast Breaks	6	18
Bench	7	29

Period by Period Scoring	1st	2nd	TOT
FLD	23	29	52
UKY	43	40	83

GAME NINE
#8/9 KENTUCKY 67, GEORGIA TECH 53

Official Basketball Box Score - Final
Georgia Tech at Kentucky
12/14/19 Rupp Arena, Lexington, Ky.
2019-20 Men's Basketball

Game Time: 10:00 PM
Game Duration: 1:59
Attendance: 20,111

Officials: Joe Lindsay, Lee Cassell, Vladmir Voyard-Tadal

Georgia Tech - 53 Record: 4-4

NO.	Name		Min	FG M-A	3P M-A	FT M-A	Rebounds OR	Rebounds DR	Rebounds TOT	Fouls PF	Fouls FD	TP	AS	TO	ST	Blocks BS	Blocks BA	+/-
5	Moses Wright	F	38:20	6-11	1-2	0-0	2	8	10	3	2	13	0	4	0	0	1	-12
12	Khalid Moore	F	33:27	4-8	1-3	1-2	1	2	3	0	4	10	3	2	2	0	1	-12
1	James Banks III	C	24:48	3-8	0-0	0-2	0	2	2	5	2	6	1	3	1	3	2	-17
0	Michael Devoe	G	33:29	2-11	0-5	1-2	0	2	2	3	3	5	4	4	0	0	1	-16
11	Bubba Parham	G	37:45	4-7	2-4	0-0	0	2	2	3	2	10	1	0	1	0	0	-14
3	Evan Cole		09:46	2-2	1-1	0-0	0	2	2	4	0	5	0	0	0	1	0	-5
23	Asanti Price		19:39	2-5	0-2	0-0	0	1	1	0	0	4	1	2	1	0	0	6
2	Shembari Phillips		02:46	0-1	0-0	0-0	0	0	0	0	0	0	1	0	0	0	0	0
	Team						3	0	3			0		2				
	Totals			23-53	5-17	2-6	6	19	25	18	13	53	11	17	5	4	5	-14

Technical Fouls::NONE

Shooting By Period			
1st	FG%	12-24	50.0%
	3PT%	4-7	57.1%
	FT%	2-5	40%
2nd	FG%	11-29	37.9%
	3PT%	1-10	10.0%
	FT%	0-1	0%
GM	FG%	23-53	43.4%
	3PT%	5-17	29.4%
	FT%	2-6	33.3%

Dead Ball Rebounds: 2, 1

Kentucky - 67 Record: 8-1

NO.	Name		Min	FG M-A	3P M-A	FT M-A	Rebounds OR	Rebounds DR	Rebounds TOT	Fouls PF	Fouls FD	TP	AS	TO	ST	Blocks BS	Blocks BA	+/-
4	Nick Richards	F	33:36	5-6	0-0	2-4	1	3	4	4	2	12	0	1	1	4	0	7
23	EJ Montgomery	F	20:22	0-4	0-0	0-0	1	2	3	2	1	0	1	0	0	0	0	10
0	Ashton Hagans	G	34:37	8-10	2-3	3-4	0	7	7	3	3	21	7	6	2	0	1	17
3	Tyrese Maxey	G	38:00	0-9	0-3	6-6	1	6	7	1	4	6	6	3	2	0	2	11
5	Immanuel Quickley	G	36:25	6-12	2-6	2-2	1	2	3	2	3	16	2	3	2	0	0	16
12	Keion Brooks Jr.		26:02	4-7	0-0	2-2	1	3	4	1	3	10	1	0	1	1	1	11
2	Kahlil Whitney		06:54	1-2	0-0	0-0	2	1	3	0	2	2	1	2	0	0	0	-1
10	Johnny Juzang		04:04	0-1	0-0	0-0	0	0	0	0	0	0	0	1	0	0	0	-1
	Team						1	2	3			0		0				
	Totals			24-51	4-12	15-18	8	26	34	13	18	67	18	16	8	5	4	14

Technical Fouls::NONE

Shooting By Period			
1st	FG%	15-29	51.7%
	3PT%	2-5	40.0%
	FT%	4-4	100%
2nd	FG%	9-22	40.9%
	3PT%	2-7	28.6%
	FT%	11-14	78.6%
GM	FG%	24-51	47.1%
	3PT%	4-12	33.3%
	FT%	15-18	83.3%

Dead Ball Rebounds: 2, 0

	GaT	UKY
Biggest lead	5 (1st 7:23)	16 (2nd 1:38)
Best Scoring Run	7(1st 8:18)	10(1st 2:42)
Lead Changes	4	
Times Tied	3	
Time with Lead	06:56	31:03

Points from	GaT	UKY
Turnovers	14	16
Paint	32	26
Second Chance	5	11
Fast Breaks	6	10
Bench	9	12

Period by Period Scoring	1st	2nd	TOT
GaT	30	23	53
UKY	36	31	67

BOX SCORES

GAME 10
UTAH 69, #6/6 KENTUCKY 66

Official Basketball Box Score - Final
Utah at Kentucky
12/21/19
2019-20 Men's Basketball

Game Time: 4:00 AM
Game Duration: 2:14
Attendance: 5,507

Officials: Gerry Pollard, Chris Rastatter, Tony Greene

Utah - 69 Record: 9-2

NO.	Name		Min	FG M-A	3P M-A	FT M-A	Rebounds OR	DR	TOT	Fouls PF	FD	TP	AS	TO	ST	Blocks BS	BA	+/-
1	Timmy Allen	F	40:00	8-15	0-1	9-12	0	9	9	1	7	25	4	4	0	0	3	3
21	Riley Battin	F	28:53	4-5	2-3	0-0	0	2	2	4	2	10	2	2	0	0	0	11
35	Branden Carlson	C	05:24	0-0	0-0	0-0	0	0	0	3	1	0	1	0	1	0	0	4
11	Both Gach	G	34:04	5-10	3-5	1-3	0	6	6	2	2	14	1	3	0	0	0	6
15	Rylan Jones	G	38:04	3-4	3-4	3-5	0	2	2	4	7	12	6	4	0	0	0	4
32	Lahat Thioune		22:44	1-1	0-0	2-2	2	3	5	2	1	4	0	0	1	1	0	7
20	Mikael Jantunen		23:15	2-5	0-1	0-1	1	2	3	3	2	4	0	2	0	0	0	-16
5	Jaxon Brenchley		07:36	0-2	0-1	0-0	0	0	0	0	0	0	1	0	0	0	0	7
Team							1	3	4			0		2				
Totals			23-42	8-15	15-23	4 27	31	19	22	69		15	17	2	1	3	3	

Technical Fouls: NONE

Shooting By Period		
1st FG%	13-26	50.0%
3PT%	4-9	44.4%
FT%	5-7	71.4%
2nd FG%	10-16	62.5%
3PT%	4-6	66.7%
FT%	10-16	62.5%
GM FG%	23-42	54.8%
3PT%	8-15	53.3%
FT%	15-23	65.2%

Dead Ball Rebounds: 5, 0

Kentucky - 66 Record: 8-2

NO.	Name		Min	FG M-A	3P M-A	FT M-A	Rebounds OR	DR	TOT	Fouls PF	FD	TP	AS	TO	ST	Blocks BS	BA	+/-
4	Nick Richards	F	26:08	1-3	0-0	3-3	1	3	4	4	5	5	1	1	0	2	0	1
23	EJ Montgomery	F	29:18	4-8	0-0	0-0	4	6	10	2	1	8	1	1	1	0	0	3
0	Ashton Hagans	G	36:16	5-14	1-4	5-6	1	2	3	1	5	16	8	2	4	0	1	-4
3	Tyrese Maxey	G	29:16	7-13	0-4	4-6	0	1	1	4	5	18	1	3	0	0	0	-2
5	Immanuel Quickley	G	31:48	2-10	0-4	0-0	1	3	4	3	0	4	2	0	2	0	0	4
1	Nate Sestina		09:29	0-1	0-0	0-0	1	0	1	1	0	0	0	1	0	1	0	-3
2	Kahlil Whitney		16:15	3-6	1-3	0-1	2	0	2	5	3	7	1	1	0	0	0	-12
12	Keion Brooks Jr.		18:11	4-8	0-2	0-0	2	1	3	2	0	8	0	1	0	0	0	0
10	Johnny Juzang		03:19	0-0	0-0	0-0	0	0	0	0	0	0	0	2	0	0	0	-2
Team							2	1	3			0		0				
Totals			26-63	2-17	12-16	14 17	31	22	19	68		14	12	7	3	1	1	-3

Technical Fouls: NONE

Shooting By Period		
1st FG%	13-31	41.9%
3PT%	0-7	0.0%
FT%	5-6	83.3%
2nd FG%	13-32	40.6%
3PT%	2-10	20.0%
FT%	7-10	70%
GM FG%	26-63	41.3%
3PT%	2-17	11.8%
FT%	12-16	75.0%

Dead Ball Rebounds: 0, 1

	UTH	KTY
Biggest lead	17 (2nd 12:11)	2 (1st 18:48)
Best Scoring Run	10(2nd 15:01)	8 (1st 0:03)
Lead Changes	1	
Times Tied	2	
Time with Lead	37:42	00:08

Points from	UTH	KTY
Turnovers	9	20
Paint	22	34
Second Chance	4	10
Fast Breaks	11	15
Bench	8	15

Period by Period Scoring	1st	2nd	TOT
UTH	35	34	69
KTY	31	35	66

GAME 11
#5/4 OHIO STATE 71, #6/6 KENTUCKY 65

Official Basketball Box Score - Final
Ohio St. at Kentucky
12/21/19
2019-20 Men's Basketball

Game Time: 10:15 PM
Game Duration: 2:18
Attendance: 12,740

Officials: Eric Curry, Verne Harris, Doug Shows

Ohio St. - 71 Record: 11-1

NO.	Name		Min	FG M-A	3P M-A	FT M-A	Rebounds OR	DR	TOT	Fouls PF	FD	TP	AS	TO	ST	Blocks BS	BA	+/-
24	Andre Wesson	F	29:58	1-4	1-2	0-1	1	1	2	4	4	3	3	3	0	2	0	5
25	Kyle Young	F	32:10	3-4	0-1	4-4	1	5	6	1	2	10	1	1	1	1	0	11
34	Kaleb Wesson	F	23:25	2-6	1-2	5-7	2	6	8	5	8	10	2	2	0	1	1	3
1	Luther Muhammad	G	27:10	3-6	1-4	0-0	0	1	1	1	2	7	2	2	2	0	0	1
13	CJ Walker	G	28:13	3-4	1-2	2-4	1	1	2	2	3	9	5	2	1	0	0	8
32	E.J. Liddell		16:46	3-7	0-1	3-3	1	4	5	1	2	9	0	1	0	0	2	-3
3	D.J. Carton		28:20	5-6	1-2	4-4	0	5	5	1	2	15	2	1	1	2	0	1
4	Duane Washington Jr.		13:58	2-7	1-5	3-4	0	1	1	1	2	8	0	2	0	1	0	4
Team							1	2	3			0		0				
Totals			22-44	6-19	21-27	7 26	33	16	25	71		15	14	5	7	3	6	

Technical Fouls: NONE

Shooting By Period		
1st FG%	12-23	52.2%
3PT%	3-13	23.1%
FT%	10-12	83.3%
2nd FG%	10-21	47.6%
3PT%	3-6	50.0%
FT%	11-15	73.3%
GM FG%	22-44	50.0%
3PT%	6-19	31.6%
FT%	21-27	77.8%

Dead Ball Rebounds: 3, 1

Kentucky - 65 Record: 8-3

NO.	Name		Min	FG M-A	3P M-A	FT M-A	Rebounds OR	DR	TOT	Fouls PF	FD	TP	AS	TO	ST	Blocks BS	BA	+/-
2	Kahlil Whitney	F	10:40	1-3	0-1	0-1	1	0	1	1	1	2	0	1	0	0	1	-4
4	Nick Richards	F	12:02	1-1	0-0	0-0	0	0	0	4	2	2	0	2	2	1	0	-1
23	EJ Montgomery	F	27:25	2-4	0-0	0-0	2	3	5	3	0	4	1	0	0	0	0	-11
0	Ashton Hagans	G	36:53	5-10	0-2	4-6	0	1	1	2	5	14	9	2	3	0	1	-9
3	Tyrese Maxey	G	34:21	5-13	1-6	4-6	0	6	6	5	4	15	3	3	1	0	1	-9
1	Nate Sestina		31:39	6-11	5-8	0-0	3	1	4	4	2	17	1	0	0	0	2	0
5	Immanuel Quickley		30:18	4-11	1-5	0-0	1	2	3	3	1	9	2	1	1	0	2	2
12	Keion Brooks Jr.		08:54	0-3	0-0	0-0	1	0	1	0	0	0	1	1	0	2	0	0
10	Johnny Juzang		07:48	1-3	0-1	0-0	0	3	3	3	1	2	0	0	0	0	0	2
Team							1	0	1			0		1				
Totals			25-59	7-23	8-13	9 16	25	15	16	65		17	11	7	3	7	-6	

Technical Fouls: NONE

Shooting By Period		
1st FG%	15-30	50.0%
3PT%	3-13	23.1%
FT%	3-4	75%
2nd FG%	10-29	34.5%
3PT%	4-10	40.0%
FT%	5-9	55.6%
GM FG%	25-59	42.4%
3PT%	7-23	30.4%
FT%	8-13	61.5%

Dead Ball Rebounds: 3, 2

	OSU	KTY
Biggest lead	8 (2nd 0:28)	4 (1st 10:32)
Best Scoring Run	6(2nd 10:47)	5(1st 12:49)
Lead Changes	4	
Times Tied	5	
Time with Lead	33:23	03:29

Points from	OSU	KTY
Turnovers	15	13
Paint	26	24
Second Chance	2	7
Fast Breaks	8	3
Bench	32	28

Period by Period Scoring	1st	2nd	TOT
OSU	37	34	71
KTY	36	29	65

GAME 12
#19/19 KENTUCKY 78, #3/4 LOUISVILLE 70 (OT)

Official Basketball Box Score - Final
Louisville at Kentucky
12/28/19 Rupp Arena, Lexington, Ky.
2019-20 Men's Basketball

Game Time: 8:45 PM
Game Duration: 2:37
Attendance: 20,437

Officials: Don Dailey, Pat Adams, Ron Groover

Louisville - 70 Record: 11-2

NO.	Name		Min	FG M-A	3P M-A	FT M-A	Rebounds OR	DR	TOT	Fouls PF	FD	TP	AS	TO	ST	Blocks BS	BA	+/-
24	Dwayne Sutton	F	42:49	5-11	1-5	3-5	4	6	10	2	4	14	1	1	1	0	0	-10
33	Jordan Nwora	F	36:44	2-10	1-6	3-6	3	1	4	3	5	8	0	3	0	0	1	-18
23	Steven Enoch	C	25:35	8-17	1-4	1-1	1	4	5	4	5	18	0	3	0	0	1	1
30	Ryan McMahon	G	27:39	1-7	1-5	1-2	0	1	1	3	4	4	4	2	1	0	0	-1
2	Darius Perry		33:08	2-4	1-2	0-0	1	2	3	3	0	5	3	0	0	0	1	1
5	Malik Williams		19:25	4-9	0-2	1-4	4	3	7	4	2	9	0	1	1	0	1	-9
0	Lamarr Kimble		28:46	5-9	2-3	0-2	0	0	0	3	2	12	4	0	2	0	1	-13
10	Samuell Williamson		08:27	0-0	0-0	0-0	0	0	0	3	0	0	0	1	0	0	0	12
13	David Johnson		00:27	0-0	0-0	0-0	0	0	0	0	0	0	0	0	0	0	0	-3
Team							3	1	4			0		0				
Totals			27-67	7-27	9-20	16 18	34	25	22	70		12	11	5	0	5	-8	

Technical Fouls: NONE

Shooting By Period		
1st FG%	11-31	35.5%
3PT%	1-11	9.1%
FT%	1-1	100%
2nd FG%	13-27	48.1%
3PT%	5-12	41.7%
FT%	6-14	42.9%
OTFG%	3-9	33.3%
3PT%	1-4	25.0%
FT%	2-5	40%
GM FG%	27-67	40.3%
3PT%	7-27	25.9%
FT%	9-20	45.0%

Dead Ball Rebounds: 7, 3

Kentucky - 78 Record: 9-3

NO.	Name		Min	FG M-A	3P M-A	FT M-A	Rebounds OR	DR	TOT	Fouls PF	FD	TP	AS	TO	ST	Blocks BS	BA	+/-
4	Nick Richards	F	34:21	4-6	0-0	5-7	6	4	10	4	11	13	0	1	0	1	0	16
12	Keion Brooks Jr.	F	24:43	0-4	0-2	2-2	1	0	1	2	1	2	0	2	1	1	0	-8
23	EJ Montgomery	F	24:59	2-5	0-0	0-0	0	5	5	4	2	4	1	1	0	2	0	11
0	Ashton Hagans	G	42:49	3-8	1-1	1-2	0	5	5	1	1	8	8	2	2	1	0	10
3	Tyrese Maxey	G	40:29	9-14	4-5	5-6	0	7	7	4	4	27	1	3	1	0	0	7
1	Nate Sestina		16:11	3-6	0-1	0-0	2	1	3	5	0	6	1	0	1	0	0	-6
5	Immanuel Quickley		37:01	4-11	2-6	8-8	0	3	3	2	5	18	1	1	0	0	0	10
2	Kahlil Whitney		02:11	0-0	0-0	0-0	0	0	0	0	1	0	0	0	0	0	0	-2
10	Johnny Juzang		02:16	0-0	0-0	0-0	0	1	1	0	0	0	0	0	0	0	0	2
Team							0	0	0			0		1				
Totals			25-54	7-15	21-25	9 26	35	22	25	78		12	11	5	5	0	8	

Technical Fouls: Team 2nd 4:23

Shooting By Period		
1st FG%	11-23	47.8%
3PT%	4-9	44.4%
FT%	6-6	100%
2nd FG%	10-25	40.0%
3PT%	2-4	50.0%
FT%	7-10	70%
OTFG%	4-6	66.7%
3PT%	1-2	50.0%
FT%	8-9	88.9%
GM FG%	25-54	46.3%
3PT%	7-15	46.7%
FT%	21-25	84.0%

Dead Ball Rebounds: 3, 2

	LOU	UKY
Biggest lead	4 (1st 18:30)	12 (2nd 17:00)
Best Scoring Run	5(2nd 14:31)	8(1st OT 0:04)
Lead Changes	13	
Times Tied	10	
Time with Lead	10:43	28:38

Points from	LOU	UKY
Turnovers	15	17
Paint	36	22
Second Chance	14	8
Fast Breaks	4	20
Bench	21	24

Period by Period Scoring	1st	2nd	OT1	TOT
LOU	24	37	9	70
UKY	32	29	17	78

GAME 13
#17/14 KENTUCKY 71, MISSOURI 59

Official Basketball Box Score - Final
Missouri at Kentucky
01/04/20 Rupp Arena, Lexington, Ky.
2019-20 Men's Basketball

Game Time: 7:00 PM
Game Duration: 2:31
Attendance: 20,396

Officials: Joe Lindsay, Terry Oglesby, Vladimir Voyard-Tadal

Missouri - 59 Record: 8-5 (0-1)

NO.	Name		Min	FG M-A	3P M-A	FT M-A	Rebounds OR	DR	TOT	Fouls PF	FD	TP	AS	TO	ST	Blocks BS	BA	+/-
5	Mitchell Smith	F	28:05	0-6	0-2	2-2	0	1	1	5	2	2	2	0	2	0	1	-7
14	Reed Nikko	F	17:35	2-2	0-0	0-2	1	2	3	3	1	4	0	0	0	2	0	-5
24	Kobe Brown	F	20:32	4-7	1-3	0-0	2	1	3	1	2	9	1	1	1	0	0	-2
12	Dru Smith	G	35:05	5-13	1-1	0-0	0	3	3	4	0	11	2	2	4	1	2	-9
13	Mark Smith	G	27:39	2-8	2-7	1-2	0	3	3	4	2	7	1	1	0	0	0	12
0	Torrence Watson		18:05	2-4	1-3	0-0	0	3	3	1	1	5	0	0	1	0	0	-3
4	Javon Pickett		22:07	2-7	0-0	2-4	0	2	2	3	2	6	0	3	0	0	2	-2
23	Jeremiah Tilmon		08:12	2-2	0-0	3-3	2	1	3	4	4	7	0	1	0	1	0	-4
1	Xavier Pinson		10:54	2-6	1-2	0-0	0	0	0	3	1	5	1	2	0	0	1	-12
11	Mario McKinney		10:06	0-3	0-0	3-4	2	1	3	0	3	3	0	1	0	0	2	0
15	Axel Okongo		00:59	0-0	0-0	0-0	0	0	0	0	0	0	0	0	0	0	0	-4
42	Parker Braun		03:19	0-0	0-0	0-0	0	0	0	0	0	0	0	0	0	0	0	0
Team							5	2	7			0		0				
Totals			21-58	6-18	11-17	12 19	31	28	18	59		7	11	8	4	8	-12	

Technical Fouls: Pickett 2nd 14:09 Tilmon 2nd 7:46

Shooting By Period		
1st FG%	10-28	35.7%
3PT%	4-7	57.1%
FT%	2-4	50%
2nd FG%	11-30	36.7%
3PT%	2-11	18.2%
FT%	9-13	69.2%
GM FG%	21-58	36.2%
3PT%	6-18	33.3%
FT%	11-17	64.7%

Dead Ball Rebounds: 4, 0

Kentucky - 71 Record: 10-3 (1-0)

NO.	Name		Min	FG M-A	3P M-A	FT M-A	Rebounds OR	DR	TOT	Fouls PF	FD	TP	AS	TO	ST	Blocks BS	BA	+/-
4	Nick Richards	F	28:31	9-13	0-0	3-4	3	9	12	5	7	21	1	2	0	4	2	10
12	Keion Brooks Jr.	F	10:27	1-3	0-1	1-1	0	1	1	1	1	3	0	1	0	0	1	8
23	EJ Montgomery	F	23:52	1-4	0-0	1-2	2	2	4	3	1	3	0	2	0	1	0	15
0	Ashton Hagans	G	35:11	0-3	0-0	7-8	0	5	5	3	8	7	7	5	1	0	0	11
3	Tyrese Maxey	G	34:04	3-10	0-5	2-2	0	1	1	3	3	8	3	1	0	0	0	-1
1	Nate Sestina		26:34	1-4	0-1	4-4	1	5	6	3	2	6	1	0	1	2	0	-1
2	Kahlil Whitney		08:20	0-2	0-1	0-0	0	0	0	0	0	0	0	0	0	0	0	1
5	Immanuel Quickley		33:01	5-9	4-8	9-9	0	3	3	1	4	23	1	2	1	1	0	21
Team							3	1	4			0		0				
Totals			20-48	4-16	27-30	9 27	36	19	26	71		13	13	3	8	4	12	

Technical Fouls: Richards 2nd 7:46

Shooting By Period		
1st FG%	10-23	43.5%
3PT%	2-9	22.2%
FT%	9-10	90%
2nd FG%	10-25	40.0%
3PT%	2-7	28.6%
FT%	18-20	90%
GM FG%	20-48	41.7%
3PT%	4-16	25.0%
FT%	27-30	90.0%

Dead Ball Rebounds: 3, 0

	MIZ	UKY
Biggest lead	8 (1st 10:22)	16 (2nd 9:04)
Best Scoring Run	5(1st 10:22)	12(1st 7:38)
Lead Changes	1	
Times Tied	0	
Time with Lead	11:02	28:14

Points from	MIZ	UKY
Turnovers	9	15
Paint	28	28
Second Chance	14	10
Fast Breaks	3	13
Bench	26	29

Period by Period Scoring	1st	2nd	TOT
MIZ	26	33	59
UKY	31	40	71

GAME 14
#14/13 KENTUCKY at NR/RV GEORGIA

GAME 15
ALABAMA AT #14/13 KENTUCKY

GAME 16
KENTUCKY AT SOUTH CAROLINA

GAME 17
KENTUCKY AT ARKANSAS

GAME 18
GEORGIA AT KENTUCKY

THE STAT CREW SYSTEM
#17/14 Kentucky Combined Team Statistics (as of Jan 05, 2020)
All games

RECORD:	OVERALL	HOME	AWAY	NEUTRAL
ALL GAMES	10-3	9-1	0-0	1-2
CONFERENCE	1-0	1-0	0-0	0-0
NON-CONFERENCE	9-3	8-1	0-0	1-2

					Total		3-Point		F-Throw		Rebounds											
##	Player	gp-gs	min	avg	fg-fga	fg%	3fg-fga	3fg%	ft-fta	ft%	off	def	tot	avg	pf	dq	a	to	blk	stl	pts	avg
03	Maxey, Tyrese	13-10	429	33.0	58-138	.420	16-58	.276	47-56	.839	3	50	53	4.1	34	1	38	27	2	9	179	13.8
00	Hagans, Ashton	13-13	426	32.8	50-109	.459	8-26	.308	60-71	.845	4	48	52	4.0	27	0	95	43	2	26	168	12.9
04	Richards, Nick	13-12	376	28.9	66-96	.688	0-0	.000	33-45	.733	32	66	98	7.5	42	2	6	20	30	3	165	12.7
05	Quickley, Immanuel	12-5	343	28.6	44-110	.400	18-53	.340	46-48	.958	7	34	41	3.4	22	0	22	18	1	10	152	12.7
23	Montgomery, EJ	10-8	237	23.7	36-70	.514	1-5	.200	5-11	.455	17	39	56	5.6	24	0	5	10	11	2	78	7.8
01	Sestina, Nate	10-6	252	25.2	22-49	.449	8-23	.348	21-23	.913	16	41	57	5.7	28	1	14	8	7	4	73	7.3
12	Brooks Jr., Keion	13-2	229	17.6	31-71	.437	3-14	.214	11-18	.611	14	29	43	3.3	15	0	6	13	5	4	76	5.8
02	Whitney, Kahlil	13-8	198	15.2	22-55	.400	4-14	.286	9-19	.474	13	15	28	2.2	18	1	7	14	2	5	57	4.4
10	Juzang, Johnny	12-1	128	10.7	6-27	.222	2-14	.143	6-6	1.000	5	19	24	2.0	10	0	3	5	0	3	20	1.7
14	Canada, Brennan	4-0	3	0.8	0-0	.000	0-0	.000	0-0	.000	0	0	0	0.0	0	0	0	1	0	0	0	0.0
33	Jordan, Ben	2-0	1	0.5	0-1	.000	0-0	.000	0-0	.000	0	0	0	0.0	0	0	0	0	0	0	0	0.0
13	Welch, Riley	4-0	3	0.8	0-1	.000	0-0	.000	0-0	.000	0	0	0	0.0	0	0	0	0	0	2	0	0.0
	Team										14	17	31					3				
	Total.....	13	2625		335-727	.461	60-207	.290	238-297	.801	125	358	483	37.2	220	5	196	162	60	68	968	74.5
	Opponents.....	13	2625		291-756	.385	90-297	.303	130-197	.660	122	276	398	30.6	258	-	140	173	37	61	802	61.7

TEAM STATISTICS	UK	OPP
SCORING	968	802
Points per game	74.5	61.7
Scoring margin	+12.8	-
FIELD GOALS-ATT	335-727	291-756
Field goal pct	.461	.385
3 POINT FG-ATT	60-207	90-297
3-point FG pct	.290	.303
3-pt FG made per game	4.6	6.9
FREE THROWS-ATT	238-297	130-197
Free throw pct	.801	.660
F-Throws made per game	18.3	10.0
REBOUNDS	483	398
Rebounds per game	37.2	30.6
Rebounding margin	+6.5	-
ASSISTS	196	140
Assists per game	15.1	10.8
TURNOVERS	162	173
Turnovers per game	12.5	13.3
Turnover margin	+0.8	-
Assist/turnover ratio	1.2	0.8
STEALS	68	61
Steals per game	5.2	4.7
BLOCKS	60	37
Blocks per game	4.6	2.8
ATTENDANCE	199947	38059
Home games-Avg/Game	10-19995	0-0
Neutral site-Avg/Game	-	3-12686

Score by Periods	1st	2nd	OT	Totals
#17/14 Kentucky	472	479	17	968
Opponents	365	428	9	802

	Date	Opponent		Score	Att.
1	11/5/19	vs #1/1 Michigan State	W	69-62	19812
	11/8/19	EASTERN KENTUCKY	W	91-49	20163
	11/12/19	EVANSVILLE	L	64-67	19101
2	11/18/19	UTAH VALLEY	W	82-74	18859
2	11/22/19	MOUNT ST. MARY'S	W	82-62	20351
2	11/24/19	LAMAR UNIVERSITY	W	81-56	20048
2	11/29/19	UAB	W	69-58	20401
	12/7/19	FAIRLEIGH DICKINSON	W	83-52	20080
	12/14/19	GEORGIA TECH	W	67-53	20111
3	12/18/19	vs Utah	L	66-69	5507
4	12/21/19	vs #5/4 Ohio State	L	65-71	12740
	12/28/19	#3/4 LOUISVILLE	Wot	78-70	20437
*	1/4/20	MISSOURI	W	71-59	20396

* = Conference game
1 = State Farm Championship Classic | Madison Squre Garden (New York)
2 = BBN Showcase | Rupp Arena (Lexington, Ky.)
3 = Neon Hoops Showcase | T-Mobile Arena (Las Vegas)
4 = CBS Sports Classic | T-Mobile Arena (Las Vegas)

THE STAT CREW SYSTEM

#17/14 Kentucky Team Game-by-Game Comparison (as of Jan 04, 2020)

All games

Opponent	1st	2nd	Score	Mar	Total FG	FG Pct	3-Pointers	3FG Pct	Free Throws	FT Pct	Rebounds		Assist	T/Over	Block	Steal	Fouls
#1/1 Michigan State	34/24	35/38	69-62	+7	19-50/22-56	.380/.393	6-18/5-26	.333/.192	25-32/13-18	.781/.722	30/30	-	9/14	10/16	3/2	4/4	20/22
EASTERN KENTUCKY	46/25	45/24	91-49	+42	34-62/16-64	.548/.250	2-14/8-33	.143/.242	21-32/9-11	.656/.818	54/25	+29	17/7	18/21	6/0	8/10	13/21
EVANSVILLE	30/34	34/33	64-67	(3)	20-54/23-60	.370/.383	4-17/9-30	.235/.300	20-25/12-13	.800/.923	35/38	(3)	6/10	13/14	2/0	6/2	18/18
UTAH VALLEY	35/27	47/47	82-74	+8	25-57/26-64	.439/.406	1-12/11-31	.083/.355	31-34/11-18	.912/.611	46/27	+19	11/14	14/7	2/5	2/4	13/24
MOUNT ST. MARY'S	39/34	43/28	82-62	+20	30-55/22-61	.545/.361	6-15/5-24	.400/.208	16-18/13-18	.889/.722	35/31	+4	21/8	12/10	3/2	4/5	14/18
LAMAR UNIVERSITY	41/21	40/35	81-56	+25	29-57/21-64	.509/.328	10-22/7-17	.455/.412	13-19/7-15	.684/.467	41/34	+7	19/8	11/10	13/2	6/6	14/16
UAB	38/25	31/33	69-58	+11	26-55/24-58	.473/.414	5-15/8-16	.333/.500	12-16/2-5	.750/.400	39/26	+13	19/11	12/12	3/3	2/3	13/18
FAIRLEIGH DICKINSON	43/23	40/29	83-52	+31	32-62/21-65	.516/.323	2-11/5-24	.182/.208	17-19/5-6	.895/.833	42/33	+9	20/8	9/13	4/7	6/2	14/15
GEORGIA TECH	36/30	31/23	67-53	+14	24-51/23-53	.471/.434	4-12/5-17	.333/.294	15-18/2-6	.833/.333	34/25	+9	18/11	16/17	5/4	8/5	13/18
Utah	31/35	35/34	66-69	(3)	26-63/23-42	.413/.548	2-17/8-15	.118/.533	12-16/15-23	.750/.652	31/31	-	14/15	12/17	3/1	7/2	22/19
#5/4 Ohio State	36/37	29/34	65-71	(6)	25-59/22-44	.424/.500	7-23/6-19	.304/.316	8-13/21-27	.615/.778	25/33	(8)	17/15	11/14	3/7	7/5	25/16
#3/4 LOUISVILLE	32/24	29/37	78-70	+8	25-54/27-67	.463/.403	7-15/7-27	.467/.259	21-25/9-20	.840/.450	35/34	+1	12/12	11/11	5/0	5/5	22/25
MISSOURI	31/26	40/33	71-59	+12	20-48/21-58	.417/.362	4-16/6-18	.250/.333	27-30/11-17	.900/.647	36/31	+5	13/7	13/11	8/4	3/8	19/28

Note: Game totals are displayed in the format TEAM/OPPONENT for each category

THE STAT CREW SYSTEM
#17/14 Kentucky Player High/Low Analysis (as of Jan 05, 2020)
All games

#17/14 Kentucky - INDIVIDUAL GAME HIGHS

Points	27		Maxey, Tyrese vs #3/4 Louisville (12/28/19)
	26		Hagans, Ashton vs Utah Valley (11/18/19)
	26		Maxey, Tyrese vs #1/1 Michigan State (11/5/19)
	25		Montgomery, EJ vs Fairleigh Dickinson (12/7/19)
	23		Quickley, Immanuel vs Missouri (1/4/20)
Field Goals Made	12		Montgomery, EJ vs Fairleigh Dickinson (12/7/19)
	10		Richards, Nick vs Eastern Kentucky (11/8/19)
Field Goal Att.	16		Montgomery, EJ vs Fairleigh Dickinson (12/7/19)
	14		Maxey, Tyrese vs #3/4 Louisville (12/28/19)
	14		Hagans, Ashton vs Utah (12/18/19)
	14		Maxey, Tyrese vs Utah Valley (11/18/19)
	14		Hagans, Ashton vs Utah Valley (11/18/19)
FG Pct (min 5 made)	1.000	(7-7)	Richards, Nick vs UAB (11/29/19)
	.909	(10-11)	Richards, Nick vs Eastern Kentucky (11/8/19)
3-Point FG Made	5		Sestina, Nate vs #5/4 Ohio State (12/21/19)
	4		Quickley, Immanuel vs Missouri (1/4/20)
	4		Maxey, Tyrese vs #3/4 Louisville (12/28/19)
	4		Maxey, Tyrese vs Lamar University (11/24/19)
3-Point FG Att.	8		Quickley, Immanuel vs Missouri (1/4/20)
	8		Sestina, Nate vs #5/4 Ohio State (12/21/19)
3-Pt FG Pct (min 2 made)	.800	(4-5)	Maxey, Tyrese vs #3/4 Louisville (12/28/19)
	.750	(3-4)	Hagans, Ashton vs Lamar University (11/24/19)
	.750	(3-4)	Quickley, Immanuel vs Mount St. Mary's (11/22/19)
Free Throws Made	12		Hagans, Ashton vs Utah Valley (11/18/19)
	9		Quickley, Immanuel vs Missouri (1/4/20)
	9		Maxey, Tyrese vs #1/1 Michigan State (11/5/19)
Free Throw Att.	12		Hagans, Ashton vs Utah Valley (11/18/19)
	10		Maxey, Tyrese vs #1/1 Michigan State (11/5/19)
FT Pct (min 3 made)	1.000	(12-12)	Hagans, Ashton vs Utah Valley (11/18/19)
	1.000	(9-9)	Quickley, Immanuel vs Missouri (1/4/20)
	1.000	(8-8)	Quickley, Immanuel vs #3/4 Louisville (12/28/19)
	1.000	(7-7)	Hagans, Ashton vs Fairleigh Dickinson (12/7/19)
	1.000	(7-7)	Quickley, Immanuel vs Eastern Kentucky (11/8/19)
	1.000	(6-6)	Maxey, Tyrese vs Georgia Tech (12/14/19)
	1.000	(6-6)	Hagans, Ashton vs Mount St. Mary's (11/22/19)
	1.000	(5-5)	Richards, Nick vs Utah Valley (11/18/19)
	1.000	(5-5)	Sestina, Nate vs Evansville (11/12/19)
	1.000	(5-5)	Quickley, Immanuel vs Evansville (11/12/19)
	1.000	(5-5)	Maxey, Tyrese vs Eastern Kentucky (11/8/19)
	1.000	(5-5)	Hagans, Ashton vs #1/1 Michigan State (11/5/19)
	1.000	(4-4)	Sestina, Nate vs Missouri (1/4/20)
	1.000	(4-4)	Hagans, Ashton vs Lamar University (11/24/19)
	1.000	(4-4)	Sestina, Nate vs Utah Valley (11/18/19)
	1.000	(4-4)	Juzang, Johnny vs Utah Valley (11/18/19)
	1.000	(3-3)	Richards, Nick vs Utah (12/18/19)
	1.000	(3-3)	Sestina, Nate vs Mount St. Mary's (11/22/19)
Rebounds	13		Richards, Nick vs Lamar University (11/24/19)
	12		Richards, Nick vs Missouri (1/4/20)
	12		Sestina, Nate vs Utah Valley (11/18/19)
Assists	12		Hagans, Ashton vs UAB (11/29/19)
	11		Hagans, Ashton vs Fairleigh Dickinson (12/7/19)
Steals	4		Hagans, Ashton vs Utah (12/18/19)
	3		Hagans, Ashton vs #5/4 Ohio State (12/21/19)

	3	Hagans, Ashton vs Eastern Kentucky (11/8/19)
Blocked Shots	7	Richards, Nick vs Lamar University (11/24/19)
	4	Richards, Nick vs Missouri (1/4/20)
	4	Richards, Nick vs Georgia Tech (12/14/19)
	4	Richards, Nick vs Eastern Kentucky (11/8/19)
Turnovers	6	Hagans, Ashton vs Georgia Tech (12/14/19)
	6	Hagans, Ashton vs Utah Valley (11/18/19)
Fouls	5	Richards, Nick vs Missouri (1/4/20)
	5	Sestina, Nate vs #3/4 Louisville (12/28/19)
	5	Maxey, Tyrese vs #5/4 Ohio State (12/21/19)
	5	Whitney, Kahlil vs Utah (12/18/19)
	5	Richards, Nick vs #1/1 Michigan State (11/5/19)
Minutes	43	Hagans, Ashton vs #3/4 Louisville (12/28/19)
	41	Maxey, Tyrese vs #3/4 Louisville (12/28/19)
	38	Maxey, Tyrese vs Georgia Tech (12/14/19)
	37	Quickley, Immanuel vs #3/4 Louisville (12/28/19)
	37	Hagans, Ashton vs #5/4 Ohio State (12/21/19)
	37	Hagans, Ashton vs Utah (12/18/19)
	37	Hagans, Ashton vs Utah Valley (11/18/19)
	37	Maxey, Tyrese vs Utah Valley (11/18/19)

THE STAT CREW SYSTEM
#17/14 Kentucky Opponent High/Low Analysis (as of Jan 05, 2020)
All games

OPPONENT INDIVIDUAL GAME HIGHS

Points	25		Timmy Allen vs Utah (12/18/19)
	22		TJ Washington vs Utah Valley (11/18/19)
	21		Cassius Winston vs #1/1 Michigan State (11/5/19)
	19		Jalen Benjamin vs UAB (11/29/19)
	19		Tyreek Scott-Grayson vs UAB (11/29/19)
	19		Davion Buster vs Lamar University (11/24/19)
Field Goals Made	8		Steven Enoch vs #3/4 Louisville (12/28/19)
	8		Timmy Allen vs Utah (12/18/19)
	8		Tyreek Scott-Grayson vs UAB (11/29/19)
	8		TJ Washington vs Utah Valley (11/18/19)
Field Goal Att.	18		TJ Washington vs Utah Valley (11/18/19)
	17		Steven Enoch vs #3/4 Louisville (12/28/19)
FG Pct (min 5 made)	.833	(5-6)	D.J. Carton vs #5/4 Ohio State (12/21/19)
	.714	(5-7)	Malik Jefferson vs Mount St. Mary's (11/22/19)
3-Point FG Made	5		Davion Buster vs Lamar University (11/24/19)
	5		TJ Washington vs Utah Valley (11/18/19)
3-Point FG Att.	12		TJ Washington vs Utah Valley (11/18/19)
	11		Davion Buster vs Lamar University (11/24/19)
3-Pt FG Pct (min 2 made)	1.000	(2-2)	K.J. Riley vs Evansville (11/12/19)
	.800	(4-5)	Jalen Benjamin vs UAB (11/29/19)
Free Throws Made	10		Cassius Winston vs #1/1 Michigan State (11/5/19)
	9		Timmy Allen vs Utah (12/18/19)
Free Throw Att.	12		Timmy Allen vs Utah (12/18/19)
	11		Cassius Winston vs #1/1 Michigan State (11/5/19)
FT Pct (min 3 made)	1.000	(8-8)	K.J. Riley vs Evansville (11/12/19)
	1.000	(4-4)	D.J. Carton vs #5/4 Ohio State (12/21/19)
	1.000	(4-4)	Kyle Young vs #5/4 Ohio State (12/21/19)
	1.000	(4-4)	Brandon Leftwich vs Mount St. Mary's (11/22/19)
	1.000	(4-4)	Damian Chong Qui vs Mount St. Mary's (11/22/19)
	1.000	(4-4)	Trey Woodbury vs Utah Valley (11/18/19)
	1.000	(3-3)	Jeremiah Tilmon vs Missouri (1/4/20)
	1.000	(3-3)	E.J. Liddell vs #5/4 Ohio State (12/21/19)
	1.000	(3-3)	Ty TAYLOR vs Eastern Kentucky (11/8/19)
Rebounds	13		Avery Sullivan vs Lamar University (11/24/19)
	10		Dwayne Sutton vs #3/4 Louisville (12/28/19)
	10		Moses Wright vs Georgia Tech (12/14/19)
Assists	6		Rylan Jones vs Utah (12/18/19)
	5		CJ Walker vs #5/4 Ohio State (12/21/19)
	5		TJ Washington vs Utah Valley (11/18/19)
	5		Jacquess Hobbs vs Eastern Kentucky (11/8/19)
Steals	4		Dru Smith vs Missouri (1/4/20)
	3		Davion Buster vs Lamar University (11/24/19)
Blocked Shots	3		James Banks III vs Georgia Tech (12/14/19)
	3		Elyjah Williams vs Fairleigh Dickinson (12/7/19)
Turnovers	9		Jomaru Brown vs Eastern Kentucky (11/8/19)
	6		Sam Cunliffe vs Evansville (11/12/19)
Fouls	5		Mitchell Smith vs Missouri (1/4/20)
	5		Kaleb Wesson vs #5/4 Ohio State (12/21/19)
	5		James Banks III vs Georgia Tech (12/14/19)
	5		Kassim Nicholson vs UAB (11/29/19)
	5		Chidozie Collin Nnam vs Mount St. Mary's (11/22/19)

THE STAT CREW SYSTEM

#17/14 Kentucky Season Box - Average per 40 Minutes (as of Jan 04, 2020)

All games

##	Player	min	fgm	fga	pct	3fgm	3fga	pct	ftm	fta	pct	oreb	dreb	treb	pf	a	to	blk	stl	pts
12	Brooks Jr., Keion	40	5.4	12.4	.437	0.5	2.4	.214	1.9	3.1	.611	2.4	5.1	7.5	2.6	1.0	2.3	0.9	0.7	13.3
14	Canada, Brennan	40	0.0	0.0	.000	0.0	0.0	.000	0.0	0.0	.000	0.0	0.0	0.0	0.0	0.0	13.3	0.0	0.0	0.0
00	Hagans, Ashton	40	4.7	10.2	.459	0.8	2.4	.308	5.6	6.7	.845	0.4	4.5	4.9	2.5	8.9	4.0	0.2	2.4	15.8
33	Jordan, Ben	40	0.0	40.0	.000	0.0	0.0	.000	0.0	0.0	.000	0.0	0.0	0.0	0.0	0.0	0.0	0.0	0.0	0.0
10	Juzang, Johnny	40	1.9	8.4	.222	0.6	4.4	.143	1.9	1.9	1.000	1.6	5.9	7.5	3.1	0.9	1.6	0.0	0.9	6.2
03	Maxey, Tyrese	40	5.4	12.9	.420	1.5	5.4	.276	4.4	5.2	.839	0.3	4.7	4.9	3.2	3.4	2.5	0.2	0.8	16.7
23	Montgomery, EJ	40	6.1	11.8	.514	0.2	0.8	.200	0.8	1.9	.455	2.9	6.6	9.5	4.1	0.8	1.7	1.9	0.3	13.2
05	Quickley, Immanuel	40	5.1	12.8	.400	2.1	6.2	.340	5.4	5.6	.958	0.8	4.0	4.8	2.6	2.6	2.1	0.1	1.2	17.7
04	Richards, Nick	40	7.0	10.2	.688	0.0	0.0	.000	3.5	4.8	.733	3.4	7.0	10.4	4.5	0.6	2.1	3.2	0.3	17.6
01	Sestina, Nate	40	3.5	7.8	.449	1.3	3.7	.348	3.3	3.7	.913	2.5	6.5	9.0	4.4	2.4	1.3	1.1	0.6	11.6
13	Welch, Riley	40	0.0	13.3	.000	0.0	0.0	.000	0.0	0.0	.000	0.0	0.0	0.0	0.0	0.0	0.0	0.0	26.7	0.0
02	Whitney, Kahlil	40	4.4	11.1	.400	0.8	2.8	.286	1.8	3.8	.474	2.6	3.0	5.7	3.6	1.4	2.8	0.4	1.0	11.5
	Total.....	40	25.5	55.4	.461	4.6	15.8	.290	18.1	22.6	.801	9.5	27.3	36.8	16.8	14.9	12.3	4.6	5.2	73.8
	Opponents.....	40	22.2	57.6	.385	6.9	22.6	.303	9.9	15.0	.660	9.3	21.0	30.3	19.7	10.7	13.2	2.8	4.6	61.1

Note: All statistics are pro-rated based on an average per 40-minute game.

THE STAT CREW SYSTEM
#17/14 Kentucky Other Metrics (as of Jan 04, 2020)
All games

##	Player	Min	AST%	EFG%	TS%	Usg%	DRB%	ORB%	TRB%
12	Brooks Jr., Keion	229	5.2	.458	.482	20.7	13.9	8.0	11.2
14	Canada, Brennan	3	0.0	.000	.000	17.2	0.0	0.0	0.0
00	Hagans, Ashton	426	42.8	.495	.599	22.1	12.3	1.2	7.3
33	Jordan, Ben	1	0.0	.000	.000	51.5	0.0	0.0	0.0
10	Juzang, Johnny	128	4.0	.259	.337	13.9	16.2	5.1	11.2
03	Maxey, Tyrese	429	17.2	.478	.550	22.8	12.7	0.9	7.4
23	Montgomery, EJ	237	4.3	.521	.521	18.4	18.0	9.4	14.1
05	Quickley, Immanuel	343	12.6	.482	.580	22.4	10.8	2.7	7.1
04	Richards, Nick	376	3.4	.688	.712	18.6	19.2	11.1	15.5
01	Sestina, Nate	252	10.8	.531	.617	13.7	17.8	8.3	13.5
13	Welch, Riley	3	0.0	.000	.000	17.2	0.0	0.0	0.0
02	Whitney, Kahlil	198	6.7	.436	.450	20.1	8.3	8.6	8.4

Estimated possessions: 897.7
Team offensive rating (ORtg): 107.8
Team defensive rating (DRtg): 89.3

AST% - An estimate of the pct of teammate field goals assisted while on the floor
EFG% - Effective FG% (adjusts to include additional points from 3FGs)
TS% - True Shooting% (takes into account field goals, 3-point field goals, and free throws
Usg% - An estimate of the pct of team plays used while on the floor
DRB% - An estimate of the pct of available defensive rebounds grabbed while on the floor
ORB% - An estimate of the pct of available offensive rebounds grabbed while on the floor
TRB% - An estimate of the pct of all available rebounds grabbed while on the floor

ORtg - Offensive rating - points scored per 100 possessions
DRtg - Defensive rating - points allowed per 100 possessions