

<< 2019-20 GAMECOCK BASKETBALL >>

2019-20 SCHEDULE

OVERALL: 8-7 | SEC: 0-0

HOME: 5-4 | AWAY: 3-1 | NEUTRAL: 0-2

OCTOBER

30 -/- Columbia International + W, 87-50

NOVEMBER

6 -/- North Alabama W, 77-55
 10 -/- Wyoming W, 66-32
 15 -/- Cleveland State W, 90-63
 19 -/- Boston University ^ L, 78-70
 22 -/- Gardner-Webb ^ W, 74-69
 26 -/- vs. Wichita State # L, 70-47
 27 -/- vs. UNI # L, 78-72

DECEMBER

1 -/- George Washington W, 74-65
 4 -/- at UMass W, 84-80
 8 -/- Houston L, 76-56
 15 -/- at Clemson W, 67-54
 22 9/7 at Virginia W, 70-59
 30 -/- Stetson L, 63-56

JANUARY

7 -/RV Florida* L, 81-68
 11 -/- at Tennessee* L, 56-55
 15 10/12 Kentucky* 6:30 p.m./SECN
 18 -/- at Texas A&M* 1 p.m./SECN
 22 -/- at Auburn* 7 p.m./ESPN/2
 25 -/- Vanderbilt* 8 p.m./SECN
 29 -/- at Arkansas* 8:30 p.m./SECN

FEBRUARY

1 -/- Missouri* 3:30 p.m./SECN
 5 -/- at Ole Miss* 7 p.m./SECN
 8 -/- Texas A&M* 1 p.m./SECN
 12 -/- at Georgia* 6:30 p.m./SECN
 15 -/- Tennessee* 6 p.m./SECN
 19 -/- at Mississippi State* 9 p.m./SECN
 22 -/- LSU* 8 p.m./ESPN/2/U
 26 -/- Georgia* 6:30 p.m./SECN
 29 -/- at Alabama* 8:30 p.m./SECN


MARCH

3 -/- Mississippi State* 6:30 p.m./SECN
 7 -/- at Vanderbilt* 12:30 p.m./SECN
 11-15 -/- SEC Tournament & TBA/SECN/ESPN
 17-22 -/- NCAA 1st/2nd Rounds = TBA/TBA
 26-29 -/- NCAA Regionals < TBA/TBA

APRIL

4 -/- Final Four % TBD
 6 -/- National Championship / TBD

All home games in **bold** | All times listed Eastern | **SECN+** - SEC Network + | **SECN** - SEC Network | **CBSSN** - CBS Sports Network | * indicates SEC contest | + exhibition | ^ - Cancun Challenge (Columbia, S.C.) | # - Cancun Challenge (Cancun, Mexico) | & - SEC Tournament (Nashville, Tenn.) | = - NCAA Tournament First and Second Rounds (Various Sites) | < - NCAA Regionals (Various Sites) | % - Final Four (Minneapolis, Minn.) | / - National Championship (Minneapolis, Minn.) ** rank listed is at time of game



8-7
0-2 SEC



NO. 10/12
12-3
3-0 SEC

DIRECTOR OF ATHLETICS COMMUNICATIONS & PUBLIC RELATIONS:

EMILY MILES // EFEENEY@MAILBOX.SC.EDU
 CELL: 803-727-3284 // TWITTER: @EMILYMILES_SID
GAMECOCK MEN'S BASKETBALL SOCIAL MEDIA:
 #GAMECOCKS
TWITTER AND INSTAGRAM: @GAMECOCKMBB
FACEBOOK: /GAMECOCKMBB
ON THE WEB: GAMECOCKSONLINE.COM

GAME 16

ARENA: Colonial Life Arena (18,000)
BROADCAST: SEC Network
PLAY-BY-PLAY: Mike Morgan
ANALYST: Jon Sundvold
RADIO: Gamecock Radio Network
IN COLUMBIA: 107.5 The Game
PLAY-BY-PLAY: Derek Scott
ANALYST: Casey Manning
SIRIUS: - | **XM:** 382 | **INTERNET:** 972
WATCH: WatchESPN/ESPN App
LIVE STATS: GamecocksOnline.com
TICKETS: GamecocksOnline.com/
 1-800-45C-FANS/Arena box office
SERIES: Kentucky leads 52-12
IN COLUMBIA: UK leads 20-8
TREND: Kentucky has won four of the last five
LAST GAME: 76-48 Kentucky win on Feb. 5, 2019, in Lexington

HEAD COACH: Frank Martin (FIU, '93)

AT CAROLINA: 137-113 (8th season)

CAREER: 254-167 (13th season)

VS. KENTUCKY: 2-7

TOP SCORER: Lawson (14.5 ppg)

TOP REBOUNDER: Kotsar (6.3 rpg)

TOP ASSIST MAKER: Couisnard (2.6 apg)

COMMUNICATIONS/PR: Emily Miles

TWITTER UPDATES: @GamecockMBB

HEAD COACH: John Calipari

(Clarion State, '82)

AT KENTUCKY: 317-74 (11th season)

CAREER: 762-214 (28th season)

VS. CAROLINA: 14-3

TOP SCORER: Maxey (13.9 ppg)

TOP REBOUNDER: Richards (7.7 rpg)

TOP ASSIST MAKER: Hagans (7.3 apg)

MEDIA RELATIONS: Deb Moore/Eric Lindsey

TWITTER UPDATES: @KentuckyMBB

TIPOFF NOTABLES

> South Carolina suffered a 56-55 loss at Tennessee last Saturday in its first SEC road contest of the season. Senior forward Maik Kotsar concluded a monster week with a 17-point, eight-rebound performance, and r-freshman guard Jermaine Couisnard led all bench scorers with 15.

> Other than Kotsar and Couisnard, Bryant was the only other Gamecock to hit more than one field goal in the contest, as the sophomore forward connected on four of his attempts, while pulling down a season high six rebounds.

> In home games this season, Carolina is averaging 70.1 points per outing and 41.3 percent from the field.

> Since the beginning of the 2016 SEC campaign, Carolina is 26-11 (.702) in conference home contests.

> South Carolina suffered an 81-68 loss at home to Florida in its SEC opener on Jan. 7. Senior forward Maik Kotsar continued his strong play, pacing the Gamecocks with team highs of 18 points and 10 rebounds for his first double-double of the season.

> Kotsar (18) and sophomore forward Keyshawn Bryant (14) both turned in season highs in points vs. Florida.

NUMBERS OF NOTE

25.9% - South Carolina held Tennessee to just 25.9 percent from the floor (14-of-54) last Saturday. It marked the lowest percentage from the field by an opponent in SEC play since Georgia hit just 22.0% (11-of-50) on Jan. 31, 2015.


18/10 - Senior forward Maik Kotsar recorded his first double-double of the season with team highs of 18 points and 10 rebounds vs. Florida last Tuesday. It marked the third double-double of his career.

10+ - Depth is a strength for Carolina this season, and 10 different Gamecocks are averaging at least 10 minutes per contest, led by Kotsar's 30.6 minutes per game entering the Kentucky game.

2+ - Sophomore guard AJ Lawson hit a trio of 3s vs. Florida on Jan. 7, marking his 10th game this season with two or more makes from beyond the arc.

4.6 - Carolina ranks seventh in the SEC and 45th nationally with 4.6 blocks per game. Led by Minaya's three, the Gamecocks blocked eight shots at Tennessee.

PROBABLE GAMECOCK STARTERS



#52 **Jair Bolden** R-Jr. - Guard
#00 **A.J. Lawson** So. - Guard
#10 **Justin Minaya** R-So. - Forward
#24 **Keyshawn Bryant** So. - Forward
#21 **Maik Kotsar** Sr. - Forward

LINEUP NOTABLES

> This group has started the last five games ... Over the course of the last five games, this group is averaging 46.6 points per game, led by Kotsar's 12.2 points per outing ... Kotsar has hit double-figures in 10 of Carolina's last 11 games ... Bryant scored a season high 14 points in last Tuesday's contest vs. Florida ... Lawson paces the Gamecocks at 14.5 points per game this season

COMING UP NEXT

> Carolina will play its next two contests on the road, beginning with this Saturday's matchup at Texas A&M. Tip for the contest is set for 1 p.m. ET, with Richard Cross (play-by-play) and Barry Booker (analyst) on the call for the SEC Network broadcast from College Station.

2019-20 SOUTH CAROLINA BASKETBALL BROADCAST SPOT CHART

00



AJ LAWSON
SO. - F - 6-6 - 178 - TORONTO, CANADA/GTA PREP

	MIN	PTS	RBS	AST	FG%	3FG%	FT%
19-20	27.7	14.5	3.1	2.4	40.4	33.3	77.9
Career	29.5	13.8	3.9	2.7	40.9	34.9	70.7

Season Highs: 28 points 7 rebounds 5 assists 3 steals

- 11 double figure scoring games, lead leader at 14.5 points per game
- 12 points on a trio of 3s and three free throws, along with three assists vs. Florida (Jan. 7)
- Scored 14 points with two steals in upset road win at No. 9 Virginia (Dec. 22)
- Team high 20 points, along with 6 rebounds, 3 assists and 3 steals in road win at Clemson (Dec. 15)
- Team high 24 points (4th 20-point game of the season) in road win at UMass (Dec. 4)
- Career high 28 points in win over Cleveland State (Nov. 15); 12-13 at FT line vs. Vikings

1




TJ MOSS
R-FR. - G - 6-4 - 195 - MEMPHIS, TENN./FINDLAY PREP

	MIN	PTS	RBS	AST	FG%	3FG%	FT%
19-20	13.9	2.5	1.1	1.8	26.4	22.2	33.3
Career	16.0	3.7	1.4	1.8	31.9	27.5	44.4

Season Highs: 6 points 5 rebounds 4 assists

- Hit a pair of 3s, along with four assists and two steals in win vs. Cleveland State (Nov. 15)
- Pulled down a career high five rebounds in win vs. Wyoming (Nov. 10)
- Dished two assists with a steal in season opener vs. North Alabama (Nov. 6)
- Returns to the court for the Gamecocks after missing 25 games last season due to injury, including the final 23 games of the campaign
- Prior to injury, averaged 6.3 points, 1.9 rebounds and 1.9 assists in 20.6 minutes per game

2



TREY ANDERSON
FR. - F - 6-6 - 203 - SAN DIEGO, CALIF./MATER DEI CATHOLIC

	MIN	PTS	RBS	AST	FG%	3FG%	FT%
19-20	3.3	0.7	0.0	0.0	0.0	0.0	1.000

Season Highs: 2 points 1 steal

- Collected a steal in home win over Cleveland State (Nov. 15)
- Averaged 16.7 points and a team best 7.4 rebounds per game to help lead high school squad to a league championship title as a senior
- Labeled as a strong shooter, who is a competitor with great length
- Pulled down three rebounds with three steals in Oct. 30 exhibition vs. Columbia International

4



JALYN MCCREARY
FR. - F - 6-7 - 225 - MARIETTA, GA./LEGACY EARLY COLLEGE

	MIN	PTS	RBS	BLK	FG%	3FG%	FT%
19-20	9.8	2.8	2.3	0.5	50.0	0.0	27.8

Season Highs: 9 points 6 rebounds 3 blocks

- Pulled down three rebounds with two makes at the foul line in SEC debut vs. Florida (Jan. 7)
- 3-of-4 from the field for six points, along with four rebounds vs. Gardner-Webb (Nov. 22)
- Had a season high three blocks in home win over Cleveland State (Nov. 15)
- In college debut, scored nine points with four rebounds vs. North Alabama (Nov. 6)
- Strong in exhibition matchup vs. Columbia International, posting 15 points on 7-of-10 shooting, along with three rebounds and three assists in 17 minutes of action

5




JERMAINE COUISNARD (Coos-nard)
R-FR. - G - 6-4 - 211 - EAST CHICAGO, IND./EAST CHICAGO CENTRAL

	MIN	PTS	RBS	AST	FG%	3FG%	FT%
19-20	22.1	9.0	3.0	2.6	37.4	29.5	63.6

Season Highs: 16 points 5 rebounds 6 assists

- Strong vs. Tennessee (Jan. 11), scoring 15 points, along with two assists and three steals in 25 minutes
- Missed the Florida contest (Jan. 7) due to a back strain
- Has five double figure-scoring games this season and nine games with 2+ assists
- Matched season highs with 16 points and 6 assists in road win at UMass (Dec. 4)
- Season high 16 points, including game-winning 3-point play with one minute to go in win vs. Gardner-Webb (Nov. 22); also season high six assists vs. the Bulldogs

10



JUSTIN MINAYA
R-SO. - F - 6-6 - 215 - HARRINGTON PARK, N.J./NORTH VALLEY AT OLD TAPPAN

	MIN	PTS	RBS	AST	FG%	3FG%	FT%
19-20	29.5	6.5	5.8	2.0	35.9	19.5	65.7
Career	27.5	7.5	4.8	1.6	38.8	30.1	67.7

Season Highs: 17 points 11 rebounds 4 blocks 4 assists

- Has been crucial on both ends of the court, scoring 6.5 points per game, second on the team with 5.8 rebounds per outing (1.8 offensive rebounds per game)
- Pulled down a team high 10 rebounds at Tennessee (Jan. 11)
- 12 points, four assists and four rebounds in upset road win at No. 9 Virginia (Dec. 22)
- 9 points, 6 rebounds and 4 assists in road win at UMass in 31 minutes of action (Dec. 4)
- First career double-double, team highs of 17 points and 11 rebounds vs. North Alabama (Nov. 6)

12




TRAE HANNIBAL
FR. - G - 6-2 - 217 - HARTSVILLE, S.C./HARTSVILLE

	MIN	PTS	RBS	AST	FG%	3FG%	FT%
19-20	10.3	3.3	1.7	0.8	44.4	0.0	53.8

Season Highs: 5 points 4 rebounds 2 assists 3 steals

- Scored five points and collected three rebounds in 13 minutes at Tennessee (Jan. 11)
- Season high eight points, with 5 rebounds, 2 assists and 2 steals vs. Stetson (Dec. 30)
- Collected three steals in upset road win at No. 9 Virginia (Dec. 22)
- 4 points, 4 rebounds and a pair of assists in road win at Clemson (Dec. 15)
- Named the Class 4A co-player of the Year as a senior at Hartsville, finishing his prep career with over 1,500 points, which included a 62-point performance in final high school game

13



MICAIAH HENRY (My-kay-uh)
GR. - F - 6-9 - 235 - DECATUR, GA./COLUMBIA/TENN. TECH

	MIN	PTS	RBS	BLK	FG%	3FG%	FT%
19-20	5.4	0.2	1.2	0.0	0.0	0.0	20.0
Career	17.0	5.4	3.2	1.1	57.5	0.0	45.1

Season Highs: -

- Graduate transfer from Tennessee Tech, where he earned his degree in finance over the summer
- Averaged 9.7 points and 4.7 rebounds in 31 appearances last season for the Golden Eagles
- Hit 50 percent or better from the floor each of his three seasons at Tennessee Tech, including a career best 61.5 percent as a r-sophomore
- Scored two points with two rebounds in exhibition vs. Columbia International

15



WILDENS LEVEQUE (Will-dens La-veck)
FR. - F - 6-11 - 230 - BROCKTON, MASS./GOULD ACADEMY

	MIN	PTS	RBS	BLK	FG%	3FG%	FT%
19-20	10.7	2.2	2.8	0.8	57.9	0.0	64.3

Season Highs: 12 points 8 rebounds 3 blocks 2 steals

- 6 points, 7 rebounds and a pair of steals vs. GW (Dec. 1); 3-of-4 from the field vs. the Colonials
- 6 points and a season high 8 rebounds vs. Wichita State (Nov. 26)
- Earned first start of his career vs. Gardner-Webb (Nov. 22); blocked a season high three shots
- Tallied 12 points (4-4 FG/4-5 FT), along with two steals in win vs. Cleveland State (Nov. 15)
- Scored four points and pulled down four rebounds in first career game vs. Wyoming (Nov. 10)
- Suffered toe injury in practice prior to North Alabama matchup (Nov. 6) and did not see action

20



ALANZO FRINK (Ah-LAN-zo)
SO. - F - 6-7 - 260 - JERSEY CITY, N.J./ROSELLE CATHOLIC

	MIN	PTS	RBS	BLK	FG%	3FG%	FT%
19-20	15.4	5.7	4.1	0.7	60.0	0.0	51.9
Career	11.2	3.8	2.7	0.4	51.8	16.7	48.1

Season Highs: 11 points 10 rebounds 1 block

- Two steals in upset road win at No. 9 Virginia (Dec. 22)
- Strong at Clemson, especially during second half, 8 points, 6 rebounds vs. the Tigers (Dec. 15)
- Scored 12 points on 5-of-6 shooting and two free throws vs. UNI (Nov. 27)
- 10 points vs. Gardner-Webb (Nov. 22); also five rebounds and a block vs. the Bulldogs
- Posted first-career double-double with 11 points and 10 rebounds - both career highs - in win over Cleveland State (Nov. 15)

21



MAIK KOTSAR (Mike COAT-sar)
SR. - F - 6-11 - 270 - TALLINN, ESTONIA/SUNRISE CHRISTIAN ACADEMY

	MIN	PTS	RBS	BLK	FG%	3FG%	FT%
19-20	30.6	10.7	6.3	0.9	52.7	0.0	57.5
Career	25.5	7.3	4.9	0.6	46.2	27.3	49.4

Season Highs: 18 points 12 rebounds 2 blocks 5 assists 3 steals

- 10 double-figure scoring games, eight games with 7+ rebounds, 13 games playing 25+ minutes and 10 games with 30+ minutes of action
- 17 points, 8 rebounds, an assists, steal and block, and 7-of-11 from the floor at Tennessee (Jan. 11)
- Season high 18 points with 10 rebounds for first double-double of the season vs. Florida (Jan. 7)
- 4 points, 4 rebounds, 3 assists and 3 steals in upset road win at No. 9 Virginia (Dec. 22)
- Seven double-figure scoring games this season and leads the team with 6.2 rebounds per game

24



KEYSHAWN BRYANT
SO. - F - 6-5 - 197 - WINTER HAVEN, FLA./WINTER HAVEN

	MIN	PTS	RBS	AST	FG%	3FG%	FT%
19-20	22.3	8.6	2.7	1.4	43.6	10.0	61.1
Career	23.5	8.9	3.6	1.4	45.1	17.9	58.1

Season Highs: 14 points 6 rebounds 3 assists 2 blocks 3 steals

- Eight points with a season high six rebounds, two assists and two blocks at Tennessee (Jan. 11)
- Season high 14 points, along with three assists in 35 minutes of action vs. Florida (Jan. 7)
- 10 points with a pair of steals in just 12 minutes of action at No. 9 Virginia (Dec. 22)
- 7 points, and matched career high with 3 steals at Clemson (Dec. 15)
- 13 points and a pair of assists in season debut vs. UMass (Dec. 4)
- Sidelined for the first eight games of the season with a knee injury suffered in practice during preseason

52



JAIR BOLDEN (Jy-ear)
R-JR. - G - 6-3 - 215 - BROOKLYN, N.Y./WESTTOWN (PA.)

	MIN	PTS	RBS	AST	FG%	3FG%	FT%
19-20	23.1	9.1	3.1	1.1	42.1	37.3	68.2
Career	24.6	8.1	2.5	2.2	37.6	33.1	67.2

Season Highs: 14 points 8 rebounds 3 assists 3 steals


- Scored 12 points for his ninth double-figure scoring game of the season vs. Florida (Jan. 7)
- 20 points, matched career highs with 8 made FGs and 3 made 3s, in upset road win at No. 9 UVA (Dec. 22)
- Big second half in road win at Clemson (Dec. 15), scored 10, and hit a pair of crucial late 3s
- 12 points, four rebounds and an assist vs. George Washington (Dec. 1)
- Scored 11 points, with four rebounds and three assists vs. UNI (Nov. 27)

14



NATHAN NELSON
SO. - F - 6-6
 - Saw action in four contests last season

23



MIKE GREEN
FR. - G - 6-1
 - Rookie guard who scored over 2,000 career points in high school

25



SEVENTH WOODS
SR - G - 6-2
 - Due to NCAA transfer rules, can not play in 2019-20
 - Transfer from UNC

*projected starters shaded in gray

STAT COMPARISON

	SC	KENTUCKY	NCAA Rank
Record	8-7	12-3	174/30
Conference Record	0-2	3-0	-
Current Streak	L3	W4	-
Scoring Avg.	68.4	74.8	255/105
Opponent Scoring Avg.	65.3	62.5	86/47
Scoring Margin	+3.1	+12.3	181/33
Field Goal %	.426	.462	237/62
Opponent Field Goal %	.379	.386	25/36
3-Point Field Goal %	.279	.321	338/241
Opponent 3-Point Field Goal %	.306	.290	85/42
3-Point Field Goals Made PG	4.9	5.0	342/336
3-Point Field Goal Attempts PG	17.5	15.6	332/344%
Free Throw %	.614	.775	341/9
Opponent Free Throw %	.733	.659	-
Rebounding Avg.	37.1	37.9	135/97
Opponent Rebounding Avg.	34.5	31.8	-
Rebounding Margin	+2.6	+6.1	126/42
Turnovers Avg.	13.9	12.5	208/84
Opponent Turnover Avg.	15.7	13.0	61/241
Assists Avg.	13.3	15.3	175/54
Blocks Avg.	4.6	4.9	45/31
Steals Avg.	8.0	5.3	64/304

% indicates total attempts

NCAA stats games through Jan. 13

INTERVIEW POLICIES

All interview requests must be made in advance to SID Emily Miles in the South Carolina Athletics Communications and Public Relations Office. Beginning with the start of practice in October, Miles will release a weekly coach and student-athlete availability schedule to media.

Post-Game Interview Policy: After each home game, the visiting coach will address the media first, followed by South Carolina student-athletes then South Carolina head coach Frank Martin. (Depending on deadline, this may be altered on a game-by-game basis).

Road Interview Policy: Interviews with Coach Martin and Gamecock student-athletes while on the road will be scheduled according to the home post-game media procedure.

All interviews are to be coordinated through the Communications and Public Relations Office. This allows the staff to arrange the interview when it best suits the student-athlete's and the reporter's schedules. Please contact the Communications and Public Relations Office in advance to make your interview requests. Media are not permitted to contact student-athletes on their own at any time.

All interviews will take place at the designated media interview site for that day as listed in the weekly availability schedule.

Dormitory, apartment and cell phone numbers for student-athletes will not be provided to the media. Should you need to conduct a telephone interview with a student-athlete, a call will be placed to you from the student-athlete at a mutually agreeable time.

SOUTH CAROLINA MEDIA RELATIONS

Emily Miles, primary contact

Associate Director

cell: 803-727-3284

e-mail: efeeney@mailbox.sc.edu

Twitter: @EmilyMiles_SID

Website: www.GamecocksOnline.com

Facebook: www.Facebook.com/GamecockMBB

Twitter: @GamecockMBB

Instagram: @GamecockMBB

MORE ON THE NUMBERS

17.5

> Senior forward Maik Kotsar began SEC play with two double-figure scoring outings last week, including a season high 18 vs. Florida, while scoring 17 on the road at Tennessee.

10+

> With their 11 league wins last season, Carolina has had double-figure SEC wins in three of the last four seasons, posting 11+ wins and earning a double-bye in the SEC Tournament in each of those campaigns (11 in 2016, 12 in 2017, 11 in 2019).

70+

> The Gamecocks have scored 70 or more points eight times this season, holding a 6-2 record in those contests.

37.9%

> South Carolina ranks third in the SEC and 25th nationally in field goal percent defense, as opponents are averaging just 37.9 percent on the year. Carolina has held eight opponents to below 40.0% from the floor thus far in 2019-20.

A SOUTH CAROLINA WIN WOULD ...

- Improve the Gamecocks to 6-4 in home games this season
- Be Carolina's first SEC win in 2020
- Snap a three-game Kentucky win streak in the series

> The Gamecocks are now 11-18 all-time in SEC openers.

> In the month of January, Carolina will host just three SEC matchups and will be on the road to face five league opponents.

> In its eight wins, the Carolina defense is holding opponents to just 34.5 percent from the field and 27.7 percent from 3-point range.

> Martin is 32-44 (.421) against ranked opponents as a head coach. His teams have four wins over opponents ranked in the top five, and two wins over opponents who are ranked No. 1.

> The Gamecocks are 3-1 on the road this season, and are 25-34 (42.3%) in road contests dating back to the 2014-15 campaign.

THROUGH 15 GAMES ...

> Sophomore guard AJ Lawson paces the Gamecocks with 14.5 points per game. Lawson also has a team high 26 3-pointers on the year and is dishing out 2.4 assists per game.

> Senior forward Maik Kotsar has scored 161 points through the first 15 games, 10.7 points per outing. His 6.3 rebounds per game lead the team and rank 15th in the SEC.

> The Gamecocks are holding opponents to just 37.9 percent from the floor, which ranks third in the SEC and 25th nationally.

> Carolina has dished at least 13 assists in 10 games.

> R-freshman guard Jermaine Cousnard is averaging a team high 2.6 assists per game.

> Carolina has held its opponent to less than 40 percent from the field on eight occasions, including holding Wyoming to 23.1 percent and only nine made field goals.

> Sophomore forward Alanzo Frink has hit a team best 60.0 percent (33-55) of his shot attempts.

> The Gamecocks are 8-2 in games in which they lead at the half.

> Carolina is 7-2 in games in which Jair Bolden scores in double figures.

INJURY REPORT

- Sophomore forward Keyshawn Bryant missed the first eight games due to a left knee injury
- R-freshman guard Jermaine Cousnard missed the Jan. 7 Florida contest due to a back strain

KOTSAR CONTINUES STRONG SENIOR CAMPAIGN

> Senior forward Maik Kotsar is such a strong component for the Gamecocks on the defensive end, but during his senior campaign, his offense and rebounding have been key.

> Kotsar has led or shared the team lead in scoring six times this season, including in both SEC games to date. He has also scored in double figures in 10 of the last 12 contests.

> Earlier in non-conference play, Kotsar scored in double figures in a career-best five-straight contests, starting with 14 points vs. Boston U (Nov. 19). He scored 11 points vs. Gardner-Webb (Nov. 22), before leading the Gamecocks with 12 points, three assists, two blocks and three steals, while also pulling down seven rebounds vs. Wichita State (Nov. 26), and he was strong again vs. UNI (Nov. 27), scoring 12 with two blocks, en route to Cancun Challenge All-Tournament Team honors.

> Kotsar returned to Columbia to pace Carolina with 17 points, nine rebounds and another two-block performance in the home win over George Washington (Dec. 1). He was near perfect from the field, hitting 8-of-9 attempts from the floor, and he also collected Carolina's only steal in the game vs. the Colonials.

> Kotsar also led the Gamecocks with 35.4 minutes per game during that stretch.

> Kotsar snapped his double-figure streak at UMass, however, he scored nine points, pulled down a team high nine rebounds, dished five assists and had three steals in 27 minutes of action. He also collected a crucial lose ball late in the contest on the defensive end.

> Kotsar has scored in double figures vs. Houston, and in the win at Clemson, while also scoring 11 vs. Stetson.

KEY STAT

> In four road games, Carolina is averaging 69.0 points per contest, and 46.6 percent (103-221) from the field. Sophomore guard AJ Lawson is averaging 15.5 points per contest, Maik Kotsar 10.3 and Jermaine Cousnard 9.8 points per game.

> Carolina is holding opponents to just 35.6 percent from the field on their home court this season as well.

CAROLINA BENCH PRODUCTION

GAME	SC-OPP	DIFF.	SC HIGH BENCH SCORER
North Alabama	26-21	+5	McCreary/Cousnard, 9
Wyoming	28-13	+15	Cousnard, 12
Cleveland State	34-26	+8	Leveque, 12
Boston U	8-19	-11	Cousnard, 6
Gardner-Webb	32-9	+23	Cousnard, 16
vs. Wichita State	14-31	-17	Cousnard, 7
vs. UNI	21-28	-7	Frink, 12
George Wash.	17-15	+2	Cousnard, 12
at UMass	42-14	+28	Cousnard, 16
Houston	20-21	-1	Moss, 7
at Clemson	16-11	+5	Frink, 8
at Virginia	8-17	-9	Cousnard/Hannibal, 4
Stetson	2-17	+10	Cousnard, 9
Florida	8-9	-1	Hannibal, 4
at Tennessee	24-8	+16	Cousnard, 15
Kentucky			
at Texas A&M			
at Auburn			
Vanderbilt			
Arkansas			
Missouri			
at Ole Miss			
Texas A&M			
at Georgia			
Tennessee			
at Miss. State			
LSU			
Georgia			
at Alabama			
Miss. State			
at Vanderbilt			

CAROLINA SPECIALTY STATS

(PP) points in paint; (OT) points off turnovers; (2nd) second chance points; (FB) fast break points

(South Carolina-Opponent)

GAME	PP	OT	2ND	FB
North Alabama	36-20	19-14	16-6	22-4
Wyoming	26-8	19-2	10-2	19-2
Cleveland State	32-32	26-7	21-6	22-9
Boston U	34-30	7-13	22-18	9-7
Gardner-Webb	32-22	13-7	9-6	12-5
vs. Wichita State	14-26	8-20	8-2	2-11
vs. UNI	28-28	13-8	11-7	9-5
George Wash.	42-28	6-14	8-19	18-9
at UMass	52-22	20-11	14-6	22-11
Houston	18-28	11-6	8-12	4-15
at Clemson	24-10	15-12	7-8	6-0
at Virginia	28-20	23-13	11-9	16-6
Statson	28-16	10-18	5-5	12-6
Florida	28-28	13-17	6-10	8-11
at Tennessee	28-14	17-12	8-11	7-3
Kentucky				
at Texas A&M				
at Auburn				
Vanderbilt				
at Arkansas				
Missouri				
at Ole Miss				
Texas A&M				
at Georgia				
Tennessee				
at Miss. State				
LSU				
Georgia				
at Alabama				
Miss. State				
at Vanderbilt				
SC Total	450	220	164	188
SC Average	30.0	14.7	10.9	12.5
Opp Total	332	174	127	104
Opp Average	22.1	11.6	8.5	6.9



SOUTHEASTERN CONFERENCE STANDINGS

As of Jan. 14

Team	Conference	Overall
Auburn	3-0	15-0
Kentucky	3-0	12-3
LSU	3-0	11-4
Arkansas	2-1	13-2
Florida	2-1	10-5
Tennessee	2-1	10-5
Texas A&M	2-1	8-6
Alabama	1-2	8-7
Missouri	1-2	9-6
Georgia	0-2	10-5
Ole Miss	0-2	9-6
Mississippi State	0-3	9-6
South Carolina	0-2	8-7
Vanderbilt	0-2	8-7

SCORES AND SCHEDULE IN THE SEC

Saturday, January 11

*at #5 Auburn 82, Georgia
 *at #14 Kentucky 76, Alabama 67
 *at Tennessee 56, South Carolina 55
 *Texas A&M 69, at Vanderbilt 50
 *Arkansas 76, at Ole Miss 72
 *at LSU 60, Mississippi State 59
 *at Missouri 91, Florida 75

Tuesday, January 14

*Ole Miss at Florida ESPN2 7:00 pm
 *LSU at Texas A&M SEC Network 7:00 pm
 *Missouri at Mississippi State SEC Network 9:00 pm

Wednesday, January 15

*#10 Kentucky at South Carolina SEC Network 6:30 pm
 *Tennessee at Georgia ESPNU 7:00 pm
 *Vanderbilt at Arkansas SEC Network 8:30 pm
 *#4 Auburn at Alabama ESPN2 9:00 pm

Saturday, January 18

*South Carolina at Texas A&M SEC Network 1:00 pm
 *#4 Auburn at Florida CBS 1:30 pm
 *Missouri at Alabama SEC Network 3:30 pm
 *#10 Kentucky at Arkansas ESPN 4:00 pm
 *Tennessee at Vanderbilt SEC Network 6:00 pm
 *LSU at Ole Miss ESPN2 8:00 pm
 *Georgia at Mississippi State SEC Network 8:30 pm

SEC DID YOU KNOW?

Six SEC coaches - Bruce Pearl, Tom Crean, John Calipari, Ben Howland, Frank Martin and Rick Barnes - have been head coaches in the Final Four with two winning national championships.

ASSOCIATED PRESS TOP 25

Jan. 13, 2020

Rk.	Team	Record	Pts.
1	Gonzaga	18-1	1574
2	Baylor	13-1	1567
3	Duke	15-1	1529
4	Auburn	15-0	1359
5	Butler	15-1	1299
6	Kansas	12-3	1286
7	San Diego State	17-0	1266
8	Oregon	14-3	1163
9	Florida State	14-2	1093
10	Kentucky	12-3	960
11	Louisville	13-3	943
12	West Virginia	13-2	911
13	Dayton	14-2	842
14	Villanova	12-3	822
15	Michigan State	13-4	735
16	Wichita State	15-1	629
17	Maryland	13-3	616
18	Seton Hall	12-4	496
19	Michigan	11-5	358
20	Colorado	13-3	345
21	Ohio State	11-5	270
22	Memphis	13-3	232
23	Texas Tech	10-5	111
24	Illinois	12-5	109
25	Creighton	13-4	97

Others receiving votes: Iowa 88, Stanford 77, Arkansas 65, Indiana 50, Virginia 41, Penn State 36, LSU 30, Arizona 20, Wisconsin 19, Liberty 11, Northern Iowa 10, Purdue 10, Washington 9, Duquesne 9, Rutgers 8, TCU 8, Virginia Tech 5, Houston 4, Oregon State 4, BYU 3, East Tennessee State 2, Akron 1, Harvard 1, USC 1, Saint Mary's 1

Dropped from rankings: Virginia 18, Penn State 20, Arizona 24

ESPN/USA TODAY TOP 25

Jan. 13, 2020

Rk.	Team	Record	Pts.
1	Gonzaga	18-1	775
2	Baylor	13-1	764
3	Duke	15-1	757
4	Auburn	15-0	685
5	Butler	15-1	660
6	San Diego State	17-0	622
7	Kansas	12-3	586
8	Oregon	14-3	543
9	Florida State	14-2	508
10	Louisville	13-3	469
11	Dayton	14-2	452
12	Kentucky	12-3	449
13	West Virginia	13-2	432
14	Michigan State	13-4	391
15	Villanova	12-3	356
16	Wichita State	15-1	309
17	Maryland	13-3	301
18	Seton Hall	12-4	279
19	Ohio State	11-5	137
20	Michigan	11-5	131
21	Colorado	13-3	120
22	Memphis	13-3	73
23	Texas Tech	10-5	72
24	Iowa	11-5	60
25	Stanford	14-2	59

Others receiving votes: Creighton 53, Virginia 51, Arkansas 44, Indiana 38, Arizona 37, Illinois 33, Penn State 23, LSU 22, Rutgers 19, Houston 18, Wisconsin 17, Purdue 15, Northern Iowa 10, TCU 7, Saint Mary's 6, Marquette 6, Xavier 4, New Mexico 3, Liberty 2, Providence 1, Yale 1

Dropped from rankings: Virginia 18, Penn State 20, Arizona 24

SERIES BREAKDOWN

- > Kentucky holds a 52-12 advantage in the all-time series with Carolina
- > In Columbia, the Wildcats lead the series 20-8
- > Kentucky has won eight of the last 10 meetings
- > Below is a breakdown of the last 10 meetings:

KENTUCKY (12-52)

H: 8-20; A: 2-28; N: 2-4

J. 7, 2012	A	64-79		L
F. 4, 2012	H	52-86		L
F. 5, 2013	A	55-77		L
M. 1, 2014	H	72-67	W	
J. 24, 2015	H	43-58		L
F. 14, 2015	A	43-77		L
F. 13, 2016	H	62-89		L
J. 21, 2017	A	69-85		L
J. 16, 2018	H	76-68	W	
F. 5, 2019	A	48-76		L

HONORS COURT

> JAIR BOLDEN

- Dec. 23, Co-SEC Player of the Week

> AJ LAWSON

- Coaches Preseason All-SEC First Team
- Jerry West Award Preseason Watch List

FRANK MARTIN HONORS

2016-17, Recipient

Jim Phelan National Coach of the Year
CollegeInsider.com

2015-16, Recipient

Jim Phelan Award Mid-Season Honors
CollegeInsider.com

2009-10, Finalist

National Coach of the Year
Associated Press
Naismith Trophy Coach of the Year
Atlanta Tipoff Club

2009-10, Finalist

Jim Phelan National Coach of the Year
CollegeInsider.com

2009-10 District Coach of the Year

National Association of Basketball Coaches
U.S. Basketball Writers Association

2009-10 Big 12 Coach of the Year

League Coaches, Associated Press, The Sporting News, Kansas City Star

2007-08 Big 12 Coach of the Year

CollegeInsider.com

SCOUTING THE WILDCATS

> Kentucky is ranked No. 10 in the AP poll this week and is 12-3 on the season and 3-0 with wins over Missouri, Georgia and Alabama early this SEC season.

> Head coach John Calipari is in his 11th season leading the Wildcats.

> Kentucky has two wins over opponents ranked in the top five of the AP Poll, including a 69-62 win over then-No. 1 Michigan State in the season opener on Nov. 5.

> Four average double figures for the Wildcats, led by freshman guard Tyrese Maxey's 13.9 points per game. Immanuel Quickley (13.3), Ashton Hagans (13.1) and Nick Richards (13.0) also turn in double figures.

> In league play, Quickley's 19.0 points per game are a team high.

> Over the course of the last five games, Kentucky is 4-1 and averaging 73.6 points per game. UK is 1-0 on the road with a win at Georgia during the stretch.

> In the SEC stats (overall games), Kentucky is sixth in scoring offense (74.8 ppg) and in scoring defense (65.3 ppg), first in free throw percent (77.5%), fourth in rebound margin (+6.1) and is tied with Tennessee for first with 15.3 assists per game.

FRANK MARTIN

> South Carolina head coach Frank Martin is in his eighth season leading the Gamecocks and 13th season overall as a head coach in 2019-20. Martin, the 2017 Jim Phelan National Coach of the Year (*CollegeInsider.com*), led South Carolina to its first Final Four and a school record 26 wins in 2016-17. In his 12 complete seasons as a head coach, Martin has led his teams to at least 21 wins seven times. Martin is a native of Miami, Fla., and a graduate of FIU.

> Prior to his time on the sidelines in the college ranks, Martin spent 15 years in high school coaching in Miami, Fla., including the last seven as a head coach. He was part of five state championships as an assistant at Miami Senior High School (1985-93), before earning two titles as the program's head coach (1995-98). Highlighting Martin's stint as the head coach of the program were consecutive 30-win seasons and consecutive Florida 6A State Championships in 1996 and 1997, with his 1997 squad earning a 36-1 overall record and ranking No. 4 in the USA Today Top 25 Poll. He also served as the head coach at North Miami Senior High School (1993-95) and one season at Booker T. Washington High School (1999-2000).

> Among active Division I head coaches, South Carolina's Frank Martin holds the eighth-highest (tied with Villanova's Jay Wright) NCAA Tournament winning percentage (.667) behind only Duke's Mike Krzyzewski, North Carolina's Roy Williams, Texas Tech's Chris Beard, Kentucky's John Calipari, Michigan State's Tom Izzo, Kansas' Bill Self and Virginia's Tony Bennett.

NOTES TO KNOW

> South Carolina is led by eighth-year head coach Frank Martin. Martin, the 2017 Jim Phelan National Coach of the Year, owns a 254-167 record in his 13th season as a head coach, and a 137-113 record in his eighth season at Carolina.

> Joining Martin on the sidelines is a veteran staff, including assistant coaches Perry Clark (seventh season), Chuck Martin (third season) and Bruce Shingler (fourth season), director of basketball operations Andy Assaley (eighth season) and strength and conditioning coach Scott Greenawalt (eighth season), and several support staff members.

> South Carolina returns a core group from last season's squad, while welcoming seven newcomers to Columbia, including five freshmen – Trey Anderson, Jalyn

McCreary, Trae Hannibal, Wildens Leveque and Mike Green, transfer Seventh Woods (North Carolina/not eligible this season due to NCAA transfer rules) and graduate transfer Micaiah Henry (Tennessee Tech/immediately eligible).

> Carolina's top returning scorer, and 2019 SEC All-Freshman Team honoree, is sophomore guard AJ Lawson, who scored 13.4 points per outing last season, while dishing 2.9 assists per game. Over the summer, Lawson competed for Team Canada at the FIBA U19 World Cup in Greece, leading the Canadians with 16.7 points per outing, including an event-high 31 points vs. Senegal.

> R-junior guard Jair Bolden, who was unable to play last season due to NCAA transfer rules (transferred in the summer of 2018 after playing two seasons at George Washington), will bring veteran leadership and proven scoring ability to the court this season for Carolina, as the Brooklyn, N.Y., native averaged 11.2 points per game as a sophomore for the Colonials, while also pacing the team with 98 assists on the season.

> South Carolina returns 43.9 percent of scoring from a year ago, 48.3 percent of its made field goals, and 45.7 percent of its rebounding, following the graduation of All-SEC forward Chris Silva, who led the Gamecocks with 15.2 points and 7.6 rebounds per game, and 150 made field goals last season.

> Sophomore guard AJ Lawson is Carolina's top returning scorer after contributing 13.4 points per outing last season. Lawson, who was named to the Jerry West Award Watch List in October, posted 18 double-figure scoring games last season, including six 20-point performances.

> R-freshman guard Jermaine Cousinard made his college debut vs. North Alabama, putting together a strong showing with nine points, four rebounds, two assists and a block in 22 minutes of action. Cousinard missed the exhibition vs. CIU on Oct. 30 due to illness. > Carolina improved to 2-0 on the young season when it posted a 66-32 victory over Wyoming at Colonial Life Arena on Nov. 10. Four were in double figures for the Gamecocks, but the story of the game was the Carolina defense, which held Wyoming to just nine made field goals in the contest, the fewest made field goals during the Frank Martin era.

> Sophomore guard AJ Lawson hit seven buckets, including a pair of 3s, and was a career best 12-of-13 at the foul line to post a new career high 28 points in leading the Gamecocks over Cleveland State on Nov. 15 at Colonial Life Arena. Classmate Alanzo Frink posted the first double-double of his career as well, scoring 11 with 10 boards, including eight on the offensive glass.

> South Carolina suffered a 70-47 loss to Wichita State in its opening neutral-site game at the Cancun Challenge on Nov. 26 at the Hard Rock Hotel Riviera Maya. Senior forward Maik Kotsar was the only player in double figures for Carolina, finishing with 12 points. He also had seven rebounds, three assists and a pair of blocks in a team-high 36 minutes.

"QUOTABLE"

Sophomore guard AJ Lawson on having classmate Keyshawn Bryant back on the floor following his injury ...

"He's bringing, he brought a lot of spark. He has a lot of energy when he's on the court. He's always talking and being confident. That's just what he does. And he's always talking to the freshmen and just being like a leader. He's been talking a lot and he just brings the energy and we all just pick up what he does or if he's having a bad game or, or low energy, you just pick him up cause he's just coming back and this is what he does."

LAST SEASON VS. KENTUCKY



48

76

GAME 22 (11-11, 6-3 SEC)

Lexington, Ky.
Rupp Arena
Feb. 5, 2019

#5/5

LEXINGTON (AP) - PJ Washington scored 20 points, and No. 5 Kentucky routed South Carolina, 76-48, victory Tuesday night for its ninth consecutive victory.

The Wildcats (19-3, 8-1 Southeastern Conference) shot just 41 percent but held the Gamecocks to just 28 percent in the second half and 36 percent overall. It was the seventh time in eight games they've held an opponent below 40 percent. Kentucky outscored Carolina 17-4 over the final 5:14 to lead 39-28 at the break and stretched its advantage to as many as 28 with just under five minutes remaining.

Washington fell short of his fourth consecutive double-double but posted his fourth 20-point game in the past five. Tyler Herro, Reid Travis each added 11 points for the Wildcats.

EJ Montgomery came off the bench to post career highs of 11 points and 11 rebounds, his first double-double. Kentucky dominated South Carolina 50-27 on the glass and forced 19 turnovers leading to 26 points.

The Wildcats stayed within a game of the conference lead in the process and improved to 28-2 at home against the Gamecocks (11-11, 6-3 SEC).

A.J. Lawson and Tre Campbell each had 12 points for South Carolina.

GAME 22



Official Basketball Box Score - Game Totals - Final Statistics
South Carolina vs Kentucky
02/15/19 7:00 pm at Rupp Arena - Lexington, KY

South Carolina 48 • 11-11, 6-3

#	Player	Total			3-Ptr			Rebounds			PF	TP	A	TO	Blk	Stl	Min
		FG	FGA	FT	FTA	FG	FGA	FT	FTA	Off							
21	KOTSAR, Maik	2-4	0-0	0-2	1	2	3	3	4	2	2	0	0	0	0	27	
24	BRYANT, Keyshawn	2-5	1-1	1-2	0	4	4	1	6	1	5	0	1	21			
30	SILVA, Chris	1-4	0-1	2-4	1	3	4	4	4	0	2	0	1	15			
04	LAWSON, A.J.	6-14	0-2	0-0	2	2	4	2	12	1	3	0	0	31			
04	CAMPBELL, Tre	4-8	3-4	1-2	0	0	0	0	12	1	0	0	1	25			
02	GRAVETT, Hassani	1-6	0-3	0-0	0	4	4	1	2	2	3	0	0	30			
13	HAASE, Felipe	2-8	1-4	1-2	3	0	3	3	6	2	3	1	0	30			
20	FRINK, Alanzo	1-2	0-0	0-2	1	1	2	5	2	0	0	1	2	8			
23	HINSON, Evan	0-2	0-2	0-0	1	1	0	0	1	1	1	0	1	13			
	Team				1	1	2										
	Totals	19-53	5-17	5-14	9	18	27	19	48	10	19	2	6	200			

FG % 1st Half: 11-24 45.8% 2nd half: 8-29 27.6% Game: 19-53 35.8%
3FG % 1st Half: 4-7 57.1% 2nd half: 1-10 10.0% Game: 5-17 29.4%
FT % 1st Half: 2-7 28.6% 2nd half: 3-7 42.9% Game: 5-14 35.7%

Kentucky 76 • 19-3, 8-1

#	Player	Total			3-Ptr			Rebounds			PF	TP	A	TO	Blk	Stl	Min
		FG	FGA	FT	FTA	FG	FGA	FT	FTA	Off							
22	Travis, Reid	2-7	0-1	7-8	6	3	9	3	11	0	1	0	3	22			
25	Washington, PJ	6-16	2-4	6-7	3	2	5	1	20	1	2	0	2	28			
02	Higgins, Ashton	1-3	0-1	0-1	0	0	0	2	4	6	0	3	28				
03	Johnson, Keldon	2-9	0-3	5-6	2	4	6	0	9	0	0	0	31				
14	Herro, Tyler	5-11	1-3	0-0	0	3	3	2	11	1	1	0	29				
04	Richards, Nick	2-2	0-0	0-0	2	2	4	4	4	0	1	0	11				
05	Quickley, Immanuel	0-3	0-1	3-4	0	3	3	0	3	4	1	0	1	19			
10	David, Jonny	0-0	0-0	0-0	0	0	0	0	0	0	0	0	1				
13	Baker, Jemari	2-3	1-2	0-0	0	3	3	1	5	0	0	0	11				
23	Montgomery, EJ	5-7	1-1	0-1	5	8	13	4	11	1	2	1	1	20			
	Team				3	1	4										
	Totals	25-61	5-16	21-27	21	29	50	17	76	11	14	1	11	200			

FG % 1st Half: 14-31 45.2% 2nd half: 11-30 36.7% Game: 25-61 41.0%
3FG % 1st Half: 3-9 33.3% 2nd half: 2-7 28.6% Game: 5-16 31.3%
FT % 1st Half: 8-11 72.7% 2nd half: 13-16 81.3% Game: 21-27 77.8%

Officials: Joe Lindsay, Pat Driscoll, Byron Jarrett
Technical fouls: South Carolina-None. Kentucky-None.
Attendance: 20496

Score by periods	1st	2nd	Total
South Carolina	28	20	48
Kentucky	39	37	76

Last FG - SC 2nd-00:30, UK 2nd-00:16.
Largest lead - SC by 4 1st-12:05, UK by 29 2nd-03:23.
SC led for 08:01, UK led for 29:53. Game was tied for 02:06.

Points	Paint	Off	2nd	Fast
		T/O	Chance	Break
SC	22	13	7	2
UK	30	26	18	2

Score tied - 5 times.
Lead changed - 7 times.

GAME NOTABLES (LAST 4 GAMES)

DEC 22, AT NO. 9 VIRGINIA

> Redshirt junior guard Jair Bolden had his first 20-point outing as a Gamecock today, finishing with a game-high 23 points. He matched career highs with eight made field goals and four 3s.

> The Gamecocks improve to 7-1 in the 2019-20 season when Bolden scores 10 or more.

> Sophomore guard AJ Lawson (14), redshirt sophomore Justin Minaya (12) and sophomore wing Keyshawn Bryant (10) also finished in double figures.

> It's the first double-figure outing for Minaya since scoring 10 vs. Boston (11/19/19) earlier this season.

> South Carolina is undefeated in true road contests (3-0) this season.

> Today marked the Gamecocks' first win in Charlottesville (first ever at John Paul Jones Arena) since a 74-67 victory on March 13, 2002.

> Carolina, who led by nine at halftime, is now 8-1 this season in games when leading at the break.

> The Cavaliers went on a 16-3 run midway through the second half to tie the game, 45-45, with 11:09 remaining. In a crucial stretch, the Gamecocks answered right back with a 12-2 run of their own to push the team's lead back to double digits, 63-52, with 4:28 to go.

DEC. 30, STETSON

> Senior forward Maik Kotsar scored 11 points for his eighth double-figure scoring game of the season. Kotsar also collected three steals vs. Stetson, his second-straight game with three takeaways.

> Rookie guard Trae Hannibal scored a season high eight points in matching a season high with 19 minutes of action vs. Stetson.

> R-sophomore forward Justin Minaya pulled down a team high nine rebounds, marking the fourth time this season he has led or shared the team lead in rebounds.

JAN. 7, FLORIDA (SEC OPENER)

> Senior forward Maik Kotsar had a season-high 18 points to go alongside 10 rebounds for his third career double-double. He had a pair of steals, his sixth game this season with two or more takeaways.

> The Tallinn, Estonia, native, played a team-high 36 minutes and was 7-of-12 from the floor.

> Sophomore Keyshawn Bryant (14), r-junior Jair Bolden (12) and sophomore AJ Lawson (12) also finished in double figures for the Gamecocks.

JAN. 11, AT TENNESSEE

> Senior forward Maik Kotsar continued his solid play, finishing with a game-high 17 points (7-for-11 FGs). He also added eight rebounds. Kotsar has now scored in double figures in 10 of the team's last 12 games.

> After missing the team's SEC opener vs. Florida with a back strain earlier this week, redshirt freshman guard Jermaine Couisnard returned today to lead the bench with 15 points. It's the fifth time he's scored in double figures this season (first since scoring 16 at UMASS on Dec. 4).


> Redshirt sophomore wing Justin Minaya pulled down a team-high 10 rebounds, marking his second career game with 10 or more boards. He had a career-high 11 rebounds in the team's season-opener vs. North Alabama (Nov. 6).

BENSON, IRIEL SIGN IN FALL



SIGNED

PATRICK IRIEL
COLUMBIA, S.C.
A.C. FLORA



“

Patrick reminds me a lot of a young Maik Kotsar. In his size, strength and ability to move. I've seen him over the last five years continue to improve as a player, to where he's become an offensive threat from the post and the perimeter from a shot-making standpoint, and he is a tremendous rebounder. I'm excited as to who he can be with the way we utilize our bigs, and his work ethic coupled with [strength coach] Scott Greenawalt and the way we play.

- Head Coach Frank Martin



”



SIGNED

JAVON BENSON
COLUMBIA, S.C.
RIDGE VIEW



“

Ja'Von is young, and obviously, being local, I've been watching him for the past four years. His potential is unbelievable. He is a 6'8" with a 7'3" reach, athletic player, who is still only 17 years old. He is a young man who can really move, and has the competitiveness, strength and athleticism to really flourish in how we do things.

- Head Coach Frank Martin



”

> Sophomore guard AJ Lawson scored 20 points, his third 20+ outing of the season, against UNI (Nov. 27). Lawson connected on his first four shot attempts in the game, and finished with eight made field goals, matching his career high.

> Senior forward Maik Kotsar was named to the All-Tournament Team at the Cancun Challenge, after scoring 12 points in each matchup at the event.

> Carolina snapped its two-game losing streak when it posted a 74-65 victory over George Washington on Dec. 1 in Columbia. Senior forward Maik Kotsar continued his stretch of strong play, leading the Gamecocks with 17 points and 9 rebounds, pushing his double-figure scoring streak to five-straight games, the longest such stretch of his career.

> An 84-80 win at UMass marked the first road victory of the season for the Gamecocks Dec. 4 in Amherst. Sophomore forward Keyshawn Bryant made his season debut, scoring 13 points, and guard Jermaine Couisnard matched his season high with 16 points, as the duo provided a spark on both ends of the court off the bench in the win.

> Sophomore guard AJ Lawson posted his fourth 20-point game of the season with a game-high 24 on eight bade baskets and six made free throws in the win at UMass.

> The Gamecocks suffered a home loss to Houston on Dec. 8. The Carolina offense hit just 32.3 percent from the field, and the Cougars claimed the road win. Senior forward Maik Kotsar led Carolina with 12 points, and sophomore guard AJ Lawson added 10 in the loss. Carolina hit six 3s vs. Houston, it's highest output from beyond the arc since hitting 7-of-19 attempts from range vs. Northern Iowa.

> Carolina claimed a Palmetto Series point with a big road win over intrastate rival and ACC opponent Clemson Dec. 15 at Littlejohn Coliseum. The 67-54 victory snapped a three-game Tiger win streak in the series, and was Carolina's first at Littlejohn since 2011.

> In that Clemson victory, sophomore guard AJ Lawson scored a team high 20, along with 11 from senior forward Maik Kotsar and 10 from r-junior guard Jair Bolden to round out the Gamecocks in double figures. The 20-point effort was the fifth of its kind this season for Lawson, who is 11th in the SEC and leads the squad with 16.3 points per outing thus far.

> Prior to the break for the holidays, Carolina upset No. 9 Virginia in Charlottesville with a 70-59 victory on Dec. 22. The win improved the Gamecocks to 3-0 on the road this season, and it snapped a 22-game home non-conference win streak for the Cavaliers.

> R-junior guard Jair Bolden led four Gamecocks in double figures vs. UVA with a season high 22 points on eight made field goals, including four makes from 3-point range. AJ Lawson (14), Justin Minaya (12) and Keyshawn Bryant (10) also posted double figures in the win.

> Bolden was named the SEC's co-Player of the Week following his standout performance vs. Virginia. It marked Bolden's first weekly award as a Gamecock.

> The victory on the road vs. the Cavaliers was Carolina's first on the road over a top 10 opponent since an 81-78 victory at No. 8/8 Texas A&M on Feb. 6, 2016.

> Carolina suffered a 63-56 loss to Stetson in the non-conference finale on Dec. 30. Only Maik Kotsar (11 points) registered double figures, and the Gamecocks connected on just 20-of-54 (37.0%) attempts from the floor and only 12-of-24 (50.0%) attempts at the free throw line.

> Rookie guard Trae Hannibal scored a season high eight points, with four rebounds, two assists and two steals vs. Stetson.

MORE NUMBERS

43.9% - South Carolina returns 43.9 percent of its scoring from last season following the departure of All-SEC forward Chris Silva, who led Carolina with a total of 486 points - 15.2 points per game - last season.

17/11 - In his return to the court for the first time in almost a year after missing the final 27 games of last season due to injury, r-sophomore forward Justin Minaya posted team highs of 17 points and 11 rebounds for the first double-double of his career vs. North Alabama on Nov. 6.

23 - Sophomore guard AJ Lawson led Carolina in its lone exhibition contest, a win over Columbia International, with a team high 23 points. Lawson connected on 7-of-11 attempts from the floor, including a trio of 3-pointers.

32 - Carolina held Wyoming to just 32 points in the non-conference matchup on Nov. 10. The mark was the lowest opponent point total during the seven+ seasons under Coach Martin.

12 - Rookie forward Wildens Leveque was a perfect 4-of-4 from the floor and 4-of-5 from the free throw line for the first double-digit outing of his career, as he posted 12 points in Carolina's Nov. 15 win over Cleveland State.

7 - Carolina committed just seven turnovers in the win over Gardner-Webb. It was the fewest this season, and tied for the fifth-fewest under the direction of head coach Frank Martin.

500 - Senior forward Maik Kotsar recorded the 500th rebound of his career in the win over Gardner-Webb on Nov. 22. Of his 567 career boards, 216 of those - 38.0 percent - are offensive rebounds. The senior big had a crucial offensive rebound tip-out in the win over Gardner-Webb with just 21 seconds remaining and the Gamecocks up two. Junior guard Jair Bolden collected the tip-out, and sank a free throw to push the Gamecock lead to three points with 15 seconds to play.

29 - Carolina forced 29 Cleveland State turnovers in the matchup vs. the Vikings on Nov. 15. That mark was the most ever by a Gamecock squad under the direction of Frank Martin, and ties for the third-most all-time by a Carolina team (happened three other times, most recently vs. ETSU on Nov. 24, 2002).

250 - South Carolina head coach Frank Martin captured the 250th win of his celebrated career in the win over Gardner-Webb on Nov. 22. Martin's team won 117 games at Kansas State, and his Gamecocks have captured 137 victories.

13 - Sophomore guard Keyshawn Bryant made his season debut for the Gamecocks in the road victory at UMass (Dec. 4). He was a key component to the game, making an impact on both ends of the court. Bryant hit 5-of-9 attempts from the field, and finished with 13 points and two assists in 22 minutes of action.

4 - After a really strong week of practice prior to the Clemson contest, walk-on forward Nate Nelson was one of the first Gamecocks off the bench in the win over the Tigers on Dec. 15. It was Nelson's fifth appearance this season, and the sophomore forward played over four minutes of action in the win vs. the Tigers.

22 - R-junior guard Jair Bolden scored 20 points for the first time in a Carolina uniform in the upset road win at No. 9 Virginia on Dec. 22 with a team high 22. Bolden is averaging 10.2 points per game.

14 - South Carolina matched a season high, and a Frank Martin era high, when it collected 14 steals vs. UVA in the win on Dec. 22. Both Maik Kotsar and Trae Hannibal led the Gamecocks with three steals each.

28.0% - The Gamecock defense held Clemson to just 28.0 percent (14-50) from the field in the Dec. 15 road win vs. the Tigers. That mark was the lowest by an opponent in Carolina's previous eight games, the lowest since Wyoming's (Nov. 10) 23.1 percent (9-39) from the floor.

8 - Rookie guard Trae Hannibal scored a season high eight points, while also dishing two assists with two steals and five rebounds in matching a season high with 19 minutes played vs. Stetson.

19 - South Carolina forced 19 Virginia turnovers in the road win on Dec. 22. It was the most turnovers in a game by the Cavaliers since also having 19 vs. West Virginia on Dec. 8, 2015.

55.1% - Virginia entered the Dec. 22 matchup vs. Carolina as the nation's leader in field goal percent defense, holding opponents to just 32.1 percent from the field. The Gamecocks hit 55.1 percent from the field in the win, a UVA opponent season high.

THROWBACK JERSEYS VS. HOUSTON

> South Carolina debuted its throwback jerseys for the first time this season for the Dec. 8 matchup vs. Houston. Fans can visit the official online store at GamecocksOnline.com to purchase the full line of throwback gear.

> The uniforms are inspired by the look of the uniforms from the 1970's era of Gamecock basketball.

ROSTER BREAKDOWN

2019-20 SOUTH CAROLINA MEN'S BASKETBALL ROSTER

Alphabetical Roster

No.	Name	Pos.	Ht.	Wt.	Cl.	Exp.	Hometown/High/Last School
2	Trey Anderson	F	6-6	203	FR	HS	San Diego, Calif./Mater Dei Catholic
52	Jair Bolden	G	6-3	215	R-JR	2VL/TR	Brooklyn, N.Y./Westtown School (Pa.)/George Washington
24	Keyshawn Bryant	F	6-5	197	SO	1VL	Winter Haven, Fla./Winter Haven
5	Jermaine Couisnard	G	6-4	211	R-FR	HS	East Chicago, Ind./Montverde Academy
20	Alanzo Frink	F	6-7	260	SO	1VL	Jersey City, N.J./Roselle (N.J.) Catholic
23	Mike Green	G	6-1	188	FR	HS	Myrtle Beach, S.C./Christian Academy of Myrtle Beach
12	Trae Hannibal	G	6-2	217	FR	HS	Hartsville, S.C./Hartsville
13	Micaiah Henry	F	6-9	235	GR	3VL	Decatur, Ga./Columbia/Tennessee Tech
21	Maik Kotsar	F	6-11	270	SR	3VL	Tallin, Estonia/Sunrise Christian Academy (Wichita, Kan.)
00	AJ Lawson	G	6-6	178	SO	1VL	Mississauga, Ontario, Canada/GTA Prep
15	Wildens Leveque	F	6-11	230	FR	HS	Brockton, Mass./Gould Academy
4	Jalyn McCreary	F	6-7	225	FR	HS	Marietta, Ga./Legacy Early College
10	Justin Minaya	F	6-6	215	R-SO	1VL	Harrington Park, N.J./Northern Valley at Old Tappan
1	TJ Moss	G	6-4	195	R-FR	HS	Memphis, Tenn./Findlay Prep (Nevada)
14	Nathan Nelson	F	6-6	189	SO	1VL	Murfreesboro, Tenn./Blackman
25	Seventh Woods	G	6-2	189	SR	3VL	Columbia, S.C./Hammond School/North Carolina

Numerical Roster

No.	Name	Pos.	Ht.	Wt.	Cl.	Exp.	Hometown/High/Last School
00	AJ Lawson	G	6-6	178	SO	1VL	Mississauga, Ontario, Canada/GTA Prep
1	TJ Moss	G	6-4	195	R-FR	HS	Memphis, Tenn./Findlay Prep (Nevada)
2	Trey Anderson	F	6-6	203	FR	HS	San Diego, Calif./Mater Dei Catholic
4	Jalyn McCreary	F	6-7	225	FR	HS	Marietta, Ga./Legacy Early College
5	Jermaine Couisnard	G	6-4	211	R-FR	HS	East Chicago, Ind./Montverde Academy
10	Justin Minaya	F	6-6	215	R-SO	1VL	Harrington Park, N.J./Northern Valley at Old Tappan
12	Trae Hannibal	G	6-2	217	FR	HS	Hartsville, S.C./Hartsville
13	Micaiah Henry	F	6-9	235	GR	3VL	Decatur, Ga./Columbia/Tennessee Tech
14	Nathan Nelson	F	6-6	189	SO	1VL	Murfreesboro, Tenn./Blackman
15	Wildens Leveque	F	6-11	230	FR	HS	Brockton, Mass./Gould Academy
20	Alanzo Frink	F	6-7	260	SO	1VL	Jersey City, N.J./Roselle (N.J.) Catholic
21	Maik Kotsar	F	6-11	270	SR	3VL	Tallin, Estonia/Sunrise Christian Academy (Wichita, Kan.)
23	Mike Green	G	6-1	188	FR	HS	Myrtle Beach, S.C./Christian Academy of Myrtle Beach
24	Keyshawn Bryant	F	6-5	197	SO	1VL	Winter Haven, Fla./Winter Haven
25	Seventh Woods	G	6-2	189	SR	3VL	Columbia, S.C./Hammond School/North Carolina
52	Jair Bolden	G	6-3	215	R-JR	2VL/TR	Brooklyn, N.Y./Westtown School (Pa.)/George Washington

Head Coach: Frank Martin (Florida International, '93)

Assistant Coach: Perry Clark (Gettysburg, '74)

Assistant Coach: Chuck Martin (Monmouth, '93)

Assistant Coach: Bruce Shingler (St. Augustine's College, '05)

Director of Basketball Operations: Andy Assaley (Cincinnati, '96)

Strength & Conditioning Coach: Scott Greenawalt (Muskingum College, '98)

Athletic Trainer: Mark Rodger (Buffalo, '01)

Video Coordinator: Jay Gibbons (Clayton State, '03)

Student-Athlete Development: Doug Edwards (Florida State, '07)

Special Assistant to the Head Coach: Jarett Gerald (South Carolina, '11)

Director On Campus Recruiting/Social Media: John Reynolds (Citadel, '11)

Graduate Student Manager: TeMarcus Blanton (South Carolina '18)

Graduate Student Manager: John Ragin (South Carolina '19)

Director of Athletics Communications and Public Relations: Emily Miles (Ball State, '03)

TOP RETURNING ...

Scorer.....	Lawson (13.4 ppg)
Rebounder	Minaya (5.6 rpg)
Assist Maker.....	Lawson (2.9 apg)
FG Shooter *	Bryant (45.4%)
3-Point FG Shooter \$.....	Lawson (35.8%)
FT Shooter \$.....	Lawson (66.7%)
Shot Blocker.....	Kotsar (0.9 bpg)
Steal Maker	Lawson (1.1 spg)

PRONUNCIATION GUIDE

Jy-ear Bolden
Mike Coat-sar
Jermaine Coos-nard
My-kay-uh Henry
WILL-dens La-veck

Returning Starters (3)

Keyshawn Bryant

A.J. Lawson

Maik Kotsar

** based on starters for the bulk of the season*

Returning Letterwinners (5)

Keyshawn Bryant

Alanzo Frink

Maik Kotsar

A.J. Lawson

Nathan Nelson

Guards (7)

Jair Bolden

Jermaine Couisnard

Mike Green

Trae Hannibal

A.J. Lawson

T.J. Moss

Seventh Woods

Forwards (9)

Trey Anderson

Keyshawn Bryant

Alanzo Frink

Micaiah Henry

Maik Kotsar

Wildens Leveque

Jalyn McCreary

Justin Minaya

Nathan Nelson

By Height

Maik Kotsar (6-11)

Wildens Leveque (6-11)

Micaiah Henry (6-9)

Alanzo Frink (6-7)

Jalyn McCreary (6-7)

Trey Anderson (6-6)

AJ Lawson (6-6)

Justin Minaya (6-6)

Nathan Nelson (6-6)

Keyshawn Bryant (6-5)

Jermaine Couisnard (6-4)

T.J. Moss (6-4)

Jair Bolden (6-3)

Trae Hannibal (6-2)

Seventh Woods (6-2)

Mike Green (6-1)



HEAD COACH FRANK MARTIN

HEAD COACH | 13TH SEASON OVERALL | 254-167 (.603) | EIGHTH SEASON AT SOUTH CAROLINA | 137-113 (.548)

THE MARTIN FILE

COACHING

Experience

35th year

College Experience

20th season

College Head Coach Experience

13th season

Hire Date At Carolina

March 27, 2012

PERSONAL

Hometown

Miami, Fla.

Alma Mater

Florida International, 1993 (B.A. Physical Ed.)

Family

Wife, Anya

Children, Brandon, Amalia and Christian

COACHING RESUME

High School

Miami Senior High, 1985-93

Varsity Boys' Assistant Coach

Junior Varsity Boys' Head Coach

North Miami High, Head Coach, 1993-95

Miami Senior High, Head Coach, 1995-98

B.T. Washington High, Head Coach, 1999-2000

College Assistant Coach

Northeastern, 2000-04

Cincinnati, 2004-06

Kansas State, 2006-07

College Head Coach

Kansas State, 2007-12

South Carolina, 2012-present

Frank Martin was named the head men's basketball coach at the University of South Carolina on March 27, 2012, becoming the 32nd head coach in the history of the South Carolina program, which enters its 111th season as a varsity sport in 2019-20. Martin owns a 246-160 (.605) overall record as a head coach, entering his 13th season overall, and a 129-106 (.548) record entering his eighth season at South Carolina. Martin was named the 2017 Jim Phelan National Coach of the Year after leading the Gamecocks to the best season in school history during the 2016-17 campaign, as the squad advanced to the program's first Final Four and recorded a school record 26 wins.

The Gamecocks posted a 16-16 overall mark in 2018-19, which included an 11-7 record in SEC contests, placing the Gamecocks in a tie for fourth in the final league standings. The double-digit SEC wins marked the third time in the last four seasons that the Gamecocks had double-digit SEC victories, resulting in a double-bye in the league tournament in each of those campaigns as well. Martin is now the only coach in Carolina history to have three seasons with double-figure SEC victories. The Gamecocks captured their first SEC victory of the season in thrilling fashion at Florida, as senior forward Chris Silva collected a full-court pass from sophomore Felipe Haase to clinch the game on a dunk with just seconds remaining. Carolina would go on to post wins over ranked opponents in No. 14 Mississippi State and No. 16 Auburn during the league campaign as well.

Senior forward Chris Silva led the Gamecocks in scoring with 15.2 points per game, while also posting team highs of 7.6 rebounds and 1.9 blocks per outing. The standout forward earned

several preseason accolades, and during the postseason, earned All-SEC First Team and All-Defensive Team honors by league coaches, and was named to the All-SEC Second Team by the media. Two others earned postseason accolades from league coaches for their play during the season. Rookie guard A.J. Lawson was named to the SEC All-Freshman Team after providing 14.0 points per league contest, with 2.6 assists per game, as well. Senior guard Hassani Gravett was named to the SEC Community Service Team, before earning SEC Sixth Man of the Year honors. In league play, he scored 12.9 points per game, while averaging 43.9 percent from 3-point range, connecting on 43-of-98 attempts from beyond the arc.

Following the season, eight Gamecocks earned academic laurels from the SEC, continuing Carolina's success in the classroom. Rising senior Maik Kotsar also earned NABC Honors Court accolades.

Prior to his appointment in Columbia, Martin spent the previous five seasons as the head coach at Kansas State University, leading the Wildcats to the NCAA Tournament four times, including a trip to the Elite Eight, during the 2009-10 campaign when the squad won a school record 29 contests.

A native of Miami, Fla., Martin earned his bachelor's degree in physical education from Florida International in 1993. He and his wife, Anya, have three children, Brandon, a freshman on the men's basketball team at USC Upstate, Amalia and Christian.

MARTIN'S CAREER RECORD, YEAR-BY-YEAR

YEAR	RECORD	CONFERENCE (FINISH)	POSTSEASON
2007-08	21-12	10-6 (3rd)	1-1; NCAA Tournament 2nd Round
2008-09	22-12	9-7 (t4th)	1-1; NIT
2009-10	29-8	11-5 (t2nd)	3-1; NCAA Tournament Elite Eight
2010-11	23-11	10-6 (t3rd)	1-1; NCAA Tournament Third Round
2011-12	22-11	10-8 (5th)	1-1; NCAA Tournament Third Round
2012-13	14-18	4-14 (t12th)	-
2013-14	14-20	5-13 (13th)	-
2014-15	17-16	6-12 (t11th)	-
2015-16	25-9	11-7 (t3rd)	1-1; NIT
2016-17	26-11	12-6 (t3rd)	4-1; NCAA Final Four
2017-18	17-16	7-11 (t11th)	-
2018-19	16-16	11-7 (t4th)	-
2019-20	8-7	0-2	-
Totals	254-167 (.603)	106-104 (.504)	12-7 (.631)/5 NCAA/2 NIT

GAMECOCK SUPERLATIVES UNDER MARTIN

Most Field Goals Made

- 39, vs. High Point (March 15, 2016)
- 37, vs. Hofstra (Nov. 22, 2015)
- 35, vs. Marquette (March 17, 2017)
35, vs. Lander (Dec. 27, 2016)
- 34, vs. George Washington (Nov. 18, 2018)
34, vs. Lipscomb (Nov. 27, 2015)
34, vs. Marshall (Dec. 30, 2013)

Most Field Goals Attempted

- 88, vs. Alabama (Feb. 7, 2017)
- 82, vs. Cleveland State (Nov. 15, 2019)
- 81, vs. Miss. State (Jan. 8, 2019)
- 73, vs. Georgia (March 3, 2016)
- 72, vs. Oral Roberts (Nov. 16, 2015)

Highest Field Goal Percent

- 60.0 (39-65) vs. High Point (March 15, 2016)
- 58.7 (27-46) vs. Holy Cross (Nov. 13, 2016)
- 58.3 (28-48) vs. Saint Mary's (Dec. 22, 2013)
- 57.7 (30-52) vs. Arkansas (Jan. 26, 2013)
- 56.9 (33-58) at Georgia (Feb. 2, 2019)

Most 3-Point Field Goals Made

- 16, vs. Texas A&M (Feb. 16, 2019)
- 15, vs. Auburn (Jan. 24, 2017)
- 14, at Tennessee (Feb. 13, 2019)
- 13, at Texas A&M (March 5, 2019)
13, vs. George Washington (Nov. 18, 2018)
13, vs. Georgia (Feb. 21, 2018)
13, vs. Rider (Nov. 19, 2012)

Most 3-Point Field Goals Attempted

- 32, vs. Illinois State (Nov. 16, 2017)
- 31, vs. Texas A&M (Feb. 16, 2019)
31, vs. Georgia (Feb. 21, 2018)
31, vs. Alabama (Feb. 7, 2017)
31, vs. Mississippi State (March 13, 2013)

Highest 3-Point Field Goal Percentage (min. 10 attempts)

- 73.3 (11-15) vs. Auburn (March 12, 2014)
- 68.8 (11-16) at Georgia (Feb. 2, 2019)
- 66.7 (10-15) vs. Arkansas (Feb. 9, 2019)
- 60.9 (14-23) at Tennessee (Feb. 13, 2019)
- 58.3 (7-12) vs. Arkansas (Jan. 26, 2013)

Most Free Throws Made

- 46, vs. Memphis (Jan. 2, 2016)
- 35, vs. Alabama (Feb. 7, 2017)
- 30, vs. Arkansas (March 13, 2014)
- 29, vs. Missouri (Jan. 13, 2019)
29, vs. Norfolk State (Nov. 14, 2015)

Most Free Throws Attempted

- 63, vs. Memphis (Jan. 2, 2016)
- 50, vs. Alabama (Feb. 7, 2017)
46, vs. Alabama (Jan. 30, 2016)
- 42, vs. Norfolk State (Nov. 14, 2015)
- 41, vs. Mississippi State (Jan. 26, 2016)
41, vs. Arkansas (March 13, 2014)

Highest Free Throw Percentage (min. 10 attempts)

- 93.8 (15-16) vs. Holy Cross (Nov. 13, 2016)
- 93.3 (14-15) vs. Tennessee (Jan. 20, 2015)
- 92.9 (13-14) at Georgia (Feb. 17, 2015)
- 92.3 (12-13) at Tennessee (March 7, 2015)
- 88.2 (15-17) vs. Gardner-Webb (Nov. 22, 2019)

Most Offensive Rebounds

- 26, vs. Cleveland State (Nov. 15, 2019)
26, vs. Vanderbilt (Feb. 13, 2014)
- 24, at St. John's (Nov. 29, 2012)
- 23, vs. Alabama (Feb. 7, 2017)
- 22, at Texas A&M (Feb. 3, 2018)

Most Defensive Rebounds

- 38, vs. Oklahoma State (Dec. 6, 2014)
38, vs. Longwood (Nov. 9, 2013)
- 37, vs. Limestone (Dec. 27, 2017)
- 35, vs. George Washington (Dec. 1, 2019)
35, vs. Memphis (Jan. 2, 2016)
- 34, vs. Vanderbilt (Jan. 9, 2016)
34, vs. Western Carolina (Nov. 30, 2015)

Most Total Rebounds

- 53, vs. Memphis (Jan. 2, 2016)
- 52, vs. Limestone (Dec. 27, 2017)
52, vs. Alabama (Feb. 7, 2017)
- 51, vs. Mississippi State (Jan. 26, 2016)
51, vs. Western Carolina (Nov. 30, 2015)

Most Personal Fouls

- 33, at Georgia (Feb. 22, 2014)
- 32, vs. Illinois State (Nov. 16, 2017)
32, vs. Marshall (Dec. 30, 2013)
- 31, at Texas A&M (Jan. 15, 2014)
- 30, at Memphis (Dec. 30, 2016)
30, at Auburn (Feb. 26, 2014)

Most Points

- 98, vs. Auburn (Jan. 24, 2017)
- 97, vs. North Greenville (Dec. 31, 2018)
- 94, vs. LSU (Feb. 10, 2016)
94, vs. Hofstra (Nov. 22, 2015)
- 93, vs. Marquette (March 17, 2017)

Fewest Points

- 36, at Florida (Jan. 30, 2012)
- 41, vs. Florida (Feb. 10, 2018)
43, at Kentucky (Feb. 14, 2015)
43, vs. Kentucky (Jan. 24, 2015)
- 44, vs. Tennessee (March 14, 2014)

Most Assists

- 25, vs. High Point (March 15, 2016)
- 24, vs. Lipscomb (Nov. 27, 2015)
- 23, vs. Auburn (Jan. 24, 2017)
- 22 at UMass (Dec. 4, 2019)
22, at FIU (Nov. 27, 2017)
22, at Texas A&M (Feb. 6, 2015)
22, vs. Rider (Nov. 19, 2012)

Fewest Turnovers

- 5, vs. Georgia (Feb. 21, 2018)
5, vs. Gonzaga (April 1, 2017)
- 6, vs. Texas A&M (Jan. 7, 2017)
6, vs. Kentucky (March 1, 2014)
- 7, vs. Gardner-Webb (Nov. 22, 2019)
7, at Georgia (Jan. 13, 2018)
7, at USF (Dec. 17, 2016)
7, vs. Mississippi State (Feb. 28, 2015)
7, at Georgia (Feb. 17, 2015)
7, vs. Georgia (Feb. 22, 2014)
7, vs. Akron (Dec. 28, 2013)
7, at Kentucky (Feb. 5, 2013)
7, vs. Vanderbilt (Jan. 19, 2013)

Most Blocks

- 12, vs. Coastal Carolina (Nov. 30, 2018)
- 11, vs. North Greenville (Dec. 31, 2018)
11, at Texas A&M (Feb. 3, 2018)
- 10, vs. Lander (Dec. 27, 2016)
10, vs. High Point (March 15, 2016)
10, vs. UNC Asheville (Nov. 26, 2014)

Most Steals

- 14, at Virginia (Dec. 22, 2019)
14, vs. Cleveland State (Nov. 15, 2019)
- 13, vs. FIU (Dec. 4, 2016)
13, vs. Francis Marion (Dec. 30, 2015)
13, at Marshall (Dec. 1, 2014)
- 12, at Tennessee (Jan. 11, 2020)
12, at Tennessee (Jan. 11, 2017)
12, vs. Syracuse (Nov. 26, 2016)
12, vs. USF (Dec. 5, 2015)
12, vs. Lipscomb (Nov. 27, 2015)
12, vs. Ole Miss (March 12, 2015)
12, vs. UNC Asheville (Nov. 26, 2014)

Most Points By Opponent

- 97, at Georgia (Jan. 22, 2014)
- 92, Tennessee (Jan. 29, 2019)
- 90, vs. Alabama (Feb. 7, 2017)
90, vs. Missouri (Feb. 28, 2013)
- 89, at Michigan (Dec. 8, 2018)
89, vs. Kentucky (Feb. 13, 2016)
89, at St. John's (Nov. 29, 2012)

Fewest Point By Opponent

- 32, vs. Wyoming (Nov. 10, 2019)
- 44, vs. Longwood (Nov. 9, 2013)
- 45, vs. Limestone (Dec. 27, 2017)
45, vs. Akron (Dec. 28, 2013)
45, vs. Cornell (Nov. 20, 2014)
45, vs. Clemson (Dec. 19, 2014)

Most Field Goals Made By Opponent

- 36, vs. Tennessee (Jan. 29, 2019)
- 34, at Tennessee (Feb. 13, 2019)
- 33, at St. John's (Nov. 29, 2012)
- 32, vs. Missouri (Feb. 28, 2013)
- 31, vs. Texas A&M (Feb. 16, 2019)
31, vs. Wofford (Nov. 26, 2018)
31, vs. Kentucky (Feb. 13, 2016)

Fewest Field Goals Made By Opponent

- 9, vs. Wyoming (Nov. 19, 2019)
- 10, vs. Michigan (Nov. 23, 2016)
- 11, vs. Georgia (March 9, 2019)
11, vs. Georgia (Jan. 31, 2015)
- 13, vs. Limestone (Dec. 27, 2017)
13, vs. Akron (Dec. 28, 2013)
13, vs. Longwood (Nov. 9, 2013)

Highest Opponent Field Goal Percent

- 69.6 (32-46) vs. Missouri (Feb. 28, 2013)
- 61.4 (27-44) at Kentucky (Feb. 5, 2013)
- 58.8 (30-51) at Alabama (Jan. 9, 2018)
- 58.5 (24-41) vs. Auburn (Jan. 12, 2013)
- 58.3 (28-48) at Kentucky (Jan. 21, 2017)

Most Rebounds By Opponent

- 62, vs. Alabama (Feb. 7, 2017)
- 49, vs. LSU (Jan. 19, 2019)
49, vs. Stony Brook (Nov. 9, 2018)
49, vs. Seton Hall (Dec. 12, 2016)
49, vs. LSU (Feb. 14, 2013)

Fewest Rebounds By Opponent

- 16, vs. Holy Cross (Nov. 13, 2016)
- 20, vs. NC A&T (Dec. 30, 2014)
- 21, vs. Wyoming (Nov. 10, 2019)
- 22, vs. Drexel (Dec. 15, 2015)
22, vs. Morgan State (Nov. 16, 2012)
- 23, vs. Hofstra (Nov. 22, 2015)
23, vs. Alabama (Jan. 13, 2015)
23, vs. Manhattan (Dec. 22, 2012)
23, vs. Rider (Nov. 19, 2012)

GAMECOCK BASKETBALL STAFF



> **PERRY CLARK, ASSISTANT COACH**

- > Seventh season on staff at South Carolina
- > Former head coach at Tulane, Miami (Fla.) and Texas A&M-Corpus Christi
- > Has over 30 years of coaching experience
- > Has coached 20 players who were drafted or have gone on to play in the NBA, including Gamecock Sindarius Thornwell




> **CHUCK MARTIN, ASSISTANT COACH**

- > Is in his third season on staff at Carolina
- > Has over 15 years of coaching experience at the Division I level
- > Was the head coach at Marist for five years (2008-13)
- > Played collegiately at Champlain Junior College, before finishing his career at Monmouth



> **BRUCE SHINGLER, ASSISTANT COACH**

- > Is in his fourth season on staff with the Gamecocks
- > Prior to time at Carolina, was an assistant for four seasons at Towson
- > Played collegiately at St. Augustine's College
- > Prior to time in college, coached AAU, sending over 40 of his players to Division I institutions



> **ANDY ASSALEY, DIRECTOR OF OPERATIONS**

- > In his eighth season at Carolina, and his 12th season with Martin
- > Has over 20 years of experience working in college basketball
- > A graduate of Cincinnati



> **SCOTT GREENAWALT, STRENGTH AND CONDITIONING COACH**

- > Eighth season with the Gamecocks and his 12th with Martin
- > Has coached over 10 all-conference players, including Michael Beasley (Kansas State) and Sindarius Thornwell (Carolina)
- > Has helped train numerous professional athletes, such as Kevin Youkilis, former MLB player
- > Played football at Muskingum College in Ohio



> **MARK RODGER, ATHLETIC TRAINER**

- > In his 14th season with the Gamecocks
- > Native of Berlin, Germany, and a graduate of the University of Buffalo



> **DOUG EDWARDS, DIRECTOR OF PLAYER DEVELOPMENT**

- > Is in his eighth season on staff at Carolina
- > Former standout at Florida State, and was the 15th overall pick in the 1993 NBA Draft by the Atlanta Hawks
- > Brother, Allen, is the head coach at Wyoming



> **JAY GIBBONS, VIDEO COORDINATOR**

- > Fifth season on staff with the Gamecocks
- > Prior to his time at Carolina, was an assistant coach at Savannah State
- > Played collegiately at Clayton State, where he helped his team reach two NCAA D-II Final Four's



JARETT GERALD
Special Asst. to the Head Coach



JOHN REYNOLDS
Dir. of On-Campus Recruiting/
Social Media



TEMARCUS BLANTON
Graduate Student Manager



JOHN RAGIN
Graduate Student Manager



EMILY MILES
Director of Communications and Public Relations



ALEXA APPELMAN
Sports Dietician



COLONIAL LIFE ARENA

HOME OF GAMECOCK BASKETBALL [COLONIAL LIFE ARENA RECORD: 202-99 (.671)]

FUN FACTS ABOUT COLONIAL LIFE ARENA

- > 16,880 cubic yards of earth moved, which is enough to fill 222 swimming pools
- > 3,848 tons of steel, which would weigh equal to 96,200 quarters, which would equal \$24,050
- > 125 miles of cable, which would stretch between Columbia and Folly Beach
- > 1,872 tons of cooling, which would cool an average of 12 grocery stores
- > 205,384 bricks and 60,137 concrete blocks, which would stretch the entire length of Lake Murray (41 miles)
- > 8,750 gallons of paint, which would paint approximately 115 average Columbia 2-story houses
- > 4,781 square yards of carpet, which would carpet approximately the field at Williams-Brice Stadium
- > 443 people working on building the arena at a given time, which would staff 44 fast food restaurants
- > 1,158,000 man-hours to complete Colonial Life Arena, which would equal two working hours from each person living in the Columbia Metro area



SOUTH CAROLINA VS. KENTUCKY, JAN. 16, 2018

KEY ARENA DATES/ MEMORABLE MOMENTS

- > April 2001 - Construction begins
- > Nov. 24, 2002 - Carolina defeats ETSU, 71-66, in its first contest in the building
- > Jan. 8, 2003 - The Gamecocks post a 55-49 win in the first SEC contest at the building over Ole Miss.
- > March 15, 2006 - Carolina defeats Western Kentucky, 74-55, in the first round of the Postseason NIT. The Gamecocks would go on to win their second straight NIT Championship later that month.
- > Jan. 21, 2009 - Zam Fredrick scores on a last second lay-in to propel the Gamecocks past Florida, 70-69, at the buzzer. Carolina would go on to capture the 2009 SEC Eastern Division Co-Championship.
- > Jan. 26, 2010 - Led by heralded senior Devan Downey, Carolina posted its first win over a No. 1 ranked opponent (AP poll) in school history when it defeated top-ranked Kentucky, 68-62.

> Feb. 7, 2017 - The Gamecocks would battle Alabama into a four-overtime contest, with the Crimson Tide eventually closing the 90-86 win. Senior guard Sindarius Thornwell scored 44 points and pulled down 21 rebounds in the game. Carolina would go on to its first Final Four in program history later that season.

> Nov. 15, 2019 - Carolina captures its 200th victory at Colonial Life Arena with a 90-63 win over Cleveland State.



CHRIS SILVA, 2018 AND 2019 FIRST TEAM ALL-SEC (COACHES)



DEVAN DOWNEY VS. KENTUCKY, JAN. 26, 2010



SINDARIUS THORNWELL, 2017 EAST REGIONAL ALL-TOURNAMENT MOST OUTSTANDING PLAYER

2019-20 GAMECOCK SUPERLATIVES

GAMECOCKS' RECORD WHEN ...

At home	5-4
On the road	3-1
At neutral sites	0-2
In overtime	0-0
vs. Top 25 team	1-0
vs. Top 10 team	1-0
vs. Top 3 team	0-0
Leading at half	8-2
Trailing at half	0-5
Tied at half	0-0
Shooting 50% or better	3-1
Shooting between 39-49.9%	4-1
Shooting less than 39%	1-6
Opp. shooting 50% or better	0-1
Opp. shooting between 39-49.9%	4-4
Opp. shooting less than 39%	4-2
Shooting better than opp.	7-3
Shooting worse than/equal to opp.	1-4
Starters out-score opp. starters	6-2
Opp. starters score/equal more	2-5
Bench out-scores opp. bench	7-2
Opp. bench scores/equals more	1-5
Having more FTs than opp.	3-0
Having equal/less FTs than opp.	5-7
Have more TOs than opp.	2-4
Having equal/less TOs than opp.	6-3
Having more rebounds than opp.	7-3
Having equal/less rebounds than opp.	1-4
Making 6 or more 3FGs	4-2
Having 15 or more assists	3-0
Score more points in paint than opp.	7-3
Scoring equal/less points in paint than opp.	1-4
Scoring more points off TOs than opp.	7-3
Scoring equal/less points off TOs than opp.	1-4
Scoring more 2nd-chance points than opp.	6-3
Scoring equal/less 2nd-chance points than opp.	2-4
Scoring more fast break points than opp.	8-4
Scoring equal/less fast break points than opp.	0-3
Wearing White uniforms	4-4
Wearing Garnet uniforms	1-0
Wearing Black uniforms	3-2
Wearing Throwback uniforms	0-1
Playing on live TV/live broadcast	8-7
Playing in November	4-3
Playing in December	4-2
Playing in January	0-2
Playing in February	0-0
Playing in March	0-0
Playing a day-game	3-3
Playing a night-game	5-4
Playing on Sunday	4-1
Playing on a Monday	0-1
Playing on a Tuesday	0-3
Playing on a Wednesday	2-1
Playing on a Thursday	0-0
Playing on a Friday	2-0
Playing on a Saturday	0-1
Scoring margin is 5 points or less	2-1
Margin is between 6-10	1-3
Margin is between 11-20	2-1
Margin is more than 20	3-2
Scoring 59 points or less	0-4
Scoring 60-69 points	2-1
Scoring 70-79 points	4-2
Scoring 80-89 points	1-0
Scoring 90-99 points	1-0
Scoring 100+ points	0-0

MISCELLANEOUS

Current streak	L3
Home court streak	L3
Away streak	L1
Neutral court streak	L2

Scoring Leaders	'19-20	Career
AJ Lawson	7	19
Maik Kotsar	6	10
Jermaine Cousnard	2	2
Justin Minaya	1	4
Jair Bolden	1	1*

Rebounding Leaders	'19-20	Career
Maik Kotsar	8	28
Justin Minaya	6	9
Alanzo Frink	2	4
AJ Lawson	1	8
Jair Bolden	1	1*
Wildens Leveque	1	1
Jermaine Cousnard	1	1

Assists Leaders	'19-20	Career
AJ Lawson	6	18
Jermaine Cousnard	6	6
Justin Minaya	4	9
Jair Bolden	2	2*
Keyshawn Bryant	2	4
TJ Moss	2	3
Maik Kotsar	1	10

Blocks Leaders	'19-20	Career
Maik Kotsar	6	26
Justin Minaya	4	8
Alanzo Frink	3	6
Jalyn McCreary	2	2
Keyshawn Bryant	1	10
AJ Lawson	1	3
Wildens Leveque	1	1
Jermaine Cousnard	1	1

Steals Leaders	'19-20	Career
Maik Kotsar	6	28
AJ Lawson	3	12
Jair Bolden	3	3*
Trae Hannibal	3	3
Jermaine Cousnard	2	2
Justin Minaya	1	7
Keyshawn Bryant	1	6

Double-Figure Scoring	'19-20	Career
AJ Lawson	11	29
Maik Kotsar	10	35
Jair Bolden	9	35
Jermaine Cousnard	5	5
Alanzo Frink	4	4
Justin Minaya	3	17
Keyshawn Bryant	3	17
Wildens Leveque	1	1

20+ points	'19-20	Career
AJ Lawson	5	11
Jair Bolden	1	3

30+ points	'19-20	Career
-	-	-

Double-Figure Rebounding	'19-20	Career
Maik Kotsar	2	4
Justin Minaya	2	2
Alanzo Frink	1	1

5+ assists	'19-20	Career
Jermaine Cousnard	2	2
AJ Lawson	1	9

3+ steals	'19-20	Career
Maik Kotsar	4	13
AJ Lawson	2	7
Trae Hannibal	2	2
Jermaine Cousnard	2	2
Jair Bolden	1	2
Keyshawn Bryant	1	2

Miscellaneous

Largest Halftime Lead	
SC	19, vs. Wyoming (Nov. 10, 2019)
Opp	19, Wichita State (Nov. 26, 2019)
Smallest Halftime Lead	
SC	1, at Tennessee (Jan. 11, 2020)
Opp	3, Florida (Jan. 7, 2020)
Fewest Points In First Half	
SC	22, vs. Wichita State (Nov. 26, 2019)
Opp	16, Wyoming (Nov. 10, 2019)
Most Points In First Half	
SC	45, vs. Cleveland State (Nov. 15, 2019)
Opp	41, Wichita State (Nov. 26, 2019)
Fewest Points In Second Half	
SC	25, vs. Wichita State (Nov. 26, 2019)
Opp	16, Wyoming (Nov. 10, 2019)
Most Points In Second Half	
SC	45, 2x, last at UMass (Dec. 4, 2019)
Opp	45, UMass (Dec. 4, 2019)
Most Points in Overtime	
SC	-
Opp	-
Largest Margin of Victory	
SC	34, vs. Wyoming (Nov. 10, 2019)
Opp	23, Wichita State (Nov. 26, 2019)
Smallest Margin of Victory	
SC	4, vs. UMass (Dec. 4, 2019)
Opp	1, Tennessee (Jan. 11, 2020)

2+ blocks	'19-20	Career
Maik Kotsar	5	18
Alanzo Frink	3	5
Keyshawn Bryant	3	4
Wildens Leveque	3	3
Justin Minaya	2	3
Jalyn McCreary	2	2
AJ Lawson	1	2

Double-Doubles	'19-20	Career
Maik Kotsar	1	3
Justin Minaya	1	1
Alanzo Frink	1	1

Dunks	'19-20	Career
Keyshawn Bryant	7	36
AJ Lawson	6	19
Maik Kotsar	5	13
Trae Hannibal	5	5
Wildens Leveque	4	4
Alanzo Frink	1	1
Jalyn McCreary	1	1

* indicates at Carolina

2019-20 GAME-BY-GAME

	Date	Result	FG-A	Pct	3FG-A	Pct	FT-A	Pct	O-D-Total	PF	Pts	A	TO	Blk	Stl	Min	Half
North Alabama			15-61	.246	2-21	.095	23-33	.697	15-22-37	30	55	7	18	6	7	200	27
South Carolina	Nov. 6, 2019	W, 77-55	28-57	.491	2-9	.222	19-36	.528	14-32-46	27	77	13	20	5	8	200	37
Wyoming			9-39	.231	4-17	.235	10-18	.556	3-18-21	12	32	5	15	2	2	200	16
South Carolina	Nov. 10, 2019	W, 66-32	25-59	.424	9-27	.333	7-12	.583	11-30-41	20	66	14	11	5	9	200	35
Cleveland State			20-51	.392	2-11	.182	21-27	.778	10-31-41	29	63	10	29	5	5	200	40
South Carolina	Nov. 15, 2019	W, 90-63	31-82	.378	8-25	.320	20-31	.645	26-21-47	20	90	14	10	5	14	200	45
Boston U &			27-64	.422	9-25	.360	15-22	.682	12-26-38	17	78	15	11	2	7	200	35
South Carolina	Nov. 19, 2019	L, 78-70	27-67	.403	4-22	.182	12-21	.571	16-27-43	16	70	14	13	5	6	200	38
Gardner-Webb &			21-54	.389	8-19	.421	19-22	.864	8-21-29	21	69	11	8	2	4	200	29
South Carolina	Nov. 22, 2019	W, 74-69	27-62	.435	5-19	.263	14-15	.882	8-24-32	17	74	17	7	9	6	200	32
vs. Wichita State \$			23-56	.411	7-27	.259	17-23	.739	11-32-43	19	70	17	16	3	9	200	41
South Carolina	Nov. 26, 2019	L, 70-47	18-56	.321	3-10	.300	8-17	.471	11-23-34	24	47	8	19	4	9	200	22
vs. UNI \$			25-51	.490	8-20	.400	20-24	.833	7-24-31	12	78	9	14	0	3	200	44
South Carolina	Nov. 27, 2019	L, 78-72	30-60	.500	7-19	.368	5-11	.455	7-20-27	21	72	13	10	4	7	200	37
George Washington			23-69	.333	8-36	.222	11-15	.733	12-20-32	15	65	10	4	3	7	200	23
South Carolina	Dec. 1, 2019	W, 74-65	30-57	.526	3-14	.214	11-18	.611	11-35-46	14	74	16	12	6	1	200	35
at UMass			23-49	.469	10-23	.435	24-34	.706	7-22-29	24	80	16	19	4	7	200	35
South Carolina	Dec. 4, 2019	W, 84-80	33-60	.550	2-10	.200	16-26	.615	10-21-31	26	84	22	16	2	9	200	39
Houston			26-52	.500	9-17	.529	15-22	.682	12-29-41	15	76	16	17	6	2	200	39
South Carolina	Dec. 8, 2019	L, 76-56	20-62	.323	6-25	.240	10-16	.625	12-17-29	20	56	14	9	4	4	200	27
at Clemson			14-50	.280	9-32	.281	17-23	.739	10-22-32	17	54	10	22	2	11	200	26
South Carolina	Dec. 15, 2019	W, 67-54	23-51	.451	8-18	.444	13-19	.684	11-30-41	24	67	11	21	3	10	200	28
at No. 9/7 Virginia			18-41	.439	6-18	.333	17-22	.773	7-19-26	16	59	13	19	4	6	200	24
South Carolina	Dec. 22, 2019	W, 70-59	27-49	.551	6-17	.353	10-14	.714	6-18-24	20	70	10	13	2	14	200	33
Stetson			16-45	.356	7-17	.412	24-36	.667	9-25-34	22	63	11	14	2	7	200	33
South Carolina	Dec. 30, 2019	L, 63-56	20-54	.370	4-19	.211	12-24	.500	13-26-39	27	56	13	15	4	6	200	26
Florida*			28-60	.467	6-16	.375	19-25	.760	12-30-42	19	81	13	11	3	7	200	40
South Carolina	Jan. 7, 2020	L, 81-68	23-60	.383	4-15	.267	18-24	.750	9-21-30	21	68	11	14	3	5	200	37
at Tennessee*			14-54	.259	6-31	.194	22-28	.786	13-29-42	22	56	10	19	11	5	200	25
South Carolina	Jan. 11, 2020	L, 56-55	20-61	.328	2-13	.154	13-22	.591	18-29-47	29	55	9	19	8	12	200	26

♣ - Cancun Challenge (Columbia, S.C.) | \$ - Cancun Challenge (Cancun, Mexico) | * - indicates SEC contest



2019-20 SOUTH CAROLINA BASKETBALL

OVERALL: 8-7; SEC: 0-2; HOME: 5-4; AWAY: 3-1; NEUTRAL: 0-2

DATE	OPP.	W/L	SCORE	RECORD (SEC)	POINTS	REBOUNDS	ASSISTS	BLOCKS	STEALS	ATTENDANCE
11/6	North Alabama	W	77-55	1-0 (-)	Minaya (17)	Minaya (11)	Lawson (4)	Kotsar (2)	Bolden/Hannibal (2)	11,927 (paid)
11/10	Wyoming	W	66-32	2-0 (-)	Lawson/Couisnard (12)	Frink (7)	Minaya (3)	McCreary (2)	Lawson (3)	10,255 (paid)
11/15	Cleveland State	W	90-63	3-0 (-)	Lawson (28)	Kotsar (12)	Lawson/Moss (4)	McCreary (3)	Bolden (3)	10,083 (paid)
11/19	Boston U &	L	78-70	3-1 (-)	Lawson (22)	3 with 7	Lawson (5)	Kotsar (2)	Minaya (2)	10,113 (paid)
11/22	Gardner-Webb &	W	74-69	4-1 (-)	Lawson/Couisnard (16)	Kotsar (6)	Couisnard (6)	Minaya (4)	Bolden (2)	10,022 (paid)
11/26	vs. Wichita State \$	L	70-47	4-2 (-)	Kotsar (12)	Leveque (8)	Kotsar (3)	Kotsar (2)	Kotsar (3)	1,311
11/27	vs. UNI \$	L	78-72	4-3 (-)	Lawson (20)	Minaya/Frink (5)	Bolden/Couisnard (3)	Kotsar/Lawson (2)	Hannibal (3)	1,175
12/1	George Washington	W	74-65	5-3 (-)	Kotsar (17)	Kotsar (9)	Minaya/Couisnard (4)	Kotsar/Leveque (2)	Kotsar (1)	9,843 (paid)
12/4	at UMass	W	84-80	6-3 (-)	Lawson (24)	Kotsar (9)	Couisnard (6)	Minaya/Couisnard (1)	Kotsar (3)	3,043
12/8	Houston	L	76-56	6-4 (-)	Kotsar (12)	Minaya (6)	Minaya (4)	Frink (3)	Couisnard (3)	11,164 (paid)
12/15	at Clemson	W	67-54	7-4 (-)	Lawson (20)	Kotsar (7)	Lawson/Bolden (3)	Bryant (2)	Bryant/Lawson (3)	6,394
12/22	at No. 9/7 Virginia	W	70-59	8-4 (-)	Bolden (22)	3 with 4	Minaya (4)	Minaya/Kotsar (1)	Kotsar/Hannibal (3)	14,409
12/30	Stetson	L	63-56	8-5 (-)	Kotsar (11)	Minaya (9)	Couisnard (4)	Frink (2)	Kotsar (3)	10,985 (paid)
1/7	Florida*	L	81-68	8-6 (0-1)	Kotsar (18)	Kotsar (10)	Bryant/Lawson (3)	Frink (2)	Kotsar (2)	10,651 (paid)
1/11	at Tennessee*	L	56-55	8-7 (0-2)	Kotsar (17)	Minaya (10)	4 with 2	Minaya (3)	Couisnard (3)	19,603

♣ - Cancun Challenge (Columbia, S.C.) | \$ - Cancun Challenge (Cancun, Mexico) | * - indicates SEC contest | home games in bold



77

55

GAME 1 (1-0)

Columbia, S.C. Colonial Life Arena Nov. 6, 2019

Minaya first-career double-double

COLUMBIA (AP) - Justin Minaya had 17 points and 11 rebounds in his return from a knee injury a year ago and South Carolina won its 19th straight season opener with a 77-55 victory over North Alabama on Wednesday night.

Minaya, who missed the final 27 games last season, matched his career best in points and surpassed his previous mark for rebounds. And it was Minaya who led the Gamecocks throughout.

He made 5-of-6 shots the first 20 minutes as the Gamecocks opened a 10-point lead at the break. After the Lions of the Atlantic Sun Conference cut it to 43-39 with Christian Agnew's bucket early in the second half, Minaya and Jair Bolden took control for South Carolina.

Bolden hit a basket, then made South Carolina's first 3-pointer of the season to go up 48-39. Bolden's crisp pass found Minaya for another bucket and Minaya went high to collect Trae Hannibal's missed shot for another basket and a 52-39 lead.

North Alabama could not respond in the season opener for both teams. The Lions fell to 0-17 all-time against Southeastern Conference opponents.

South Carolina coach Frank Martin said several times last season that Minaya was among his most complete players and a rising leader when he got hurt in 2018-19.

Minaya looked the part in the Gamecocks opener, smoothly moving down the court and finishing with several floaters over the smaller Lions. Minaya hit his first five baskets before missing a close-in shot. The 6-foot-6 sophomore also had seven rebounds the first 20 minutes.

Bolden added 14 points for the Gamecocks.

The Lions struggled with their outside shooting against taller, longer South Carolina, going just 24 of 61 (24.8%) overall. They were 2 of 21 from distance.



66

32

GAME 2 (2-0)

Columbia, S.C. Colonial Life Arena Nov. 10, 2019 Defense shines in win

COLUMBIA (AP) - AJ Lawson and Jermaine Couisnard scored 12 points each, Jair Bolden had 11 and South Carolina dominated Wyoming defensively in a 66-32 win on Sunday.

The Gamecocks (2-0) buried the Cowboys with five 3-pointers in the first eight minutes and a suffocating defense throughout. It was the fewest points USC allowed since 2005 and is the fewest field goals allowed in coach Frank Martin's eight-year tenure.

Cowboys guard Hunter Maldonado had 32 points in his season-opener but with South Carolina redshirt sophomore Justin Minaya guarding him most of the game, was held to 10. Minaya, who missed all but five games last year due to a knee injury, blanketed Maldonado and also scored three points with four rebounds and three assists.

The Cowboys (1-1) shot 23 percent from the field.



90

63

GAME 3 (3-0)

Columbia, S.C. Colonial Life Arena Nov. 15, 2019 Lawson scores career high 28

COLUMBIA (AP) - AJ Lawson had a career-high 28 points and South Carolina opened the second half with an 18-2 burst to roll past Cleveland State 90-63 on Friday night.

Lawson, the team's top returning scorer from last season, had a 3-pointer and a three-point play in the first two minutes of the second half as the Gamecocks opened 3-0 for the first time since their Final Four season of 2016-17.

Cleveland State (1-3) hung tough for a half, rallying from 17 points down the first 20 minutes to trail just 45-40 at the break. But the Vikings of the Horizon League could not contain their larger, quicker opponents and fell to 2-7 all-time against South Eastern Conference teams.

Alanzo Frink had the first double-double of his career with 11 points and 10 rebounds, both career-bests for the Gamecocks.

South Carolina seemed to have this locked up early, taking a 33-16 lead on TJ Moss's 3-pointer with 10:16 left in the opening half. But the Vikings rallied and outscored the Gamecocks 24-8 the rest of the period.

Cleveland State played smart and efficient in the opening half, steadily moving the ball around and waiting for the open shot. The Vikings made 14 of 25 attempts (56%) and clawed their way back in it despite 12 turnovers in the period.

Tre Gomillion led Cleveland State with 18 points while Algevon Eichelberger had 13, all but two coming in the first half.

The Gamecocks built their large lead from the outside as Jermaine Couisnard and Jair Bolden and Moss combined for four 3-pointers in a 17-4 run midway through opening half. But they missed their final six shots from behind the arc the rest of the half.

Lawson, a 6-foot-6 sophomore, surpassed his previous best of 25 points set against Coastal Carolina last November.

Maik Kotsar, a senior who played on the Final Four team, had a career high 12 rebounds for the Gamecocks.

GAME 1

Official Basketball Box Score -- Game Totals -- Final Statistics North Alabama vs South Carolina 11/6/19 7 p.m. ET at Columbia, S.C. (Colonial Life Arena)

Table with columns: Player, FG, 3-Ptr, FT, Rebounds, PF, TP, A, TO, Bk, Stl, Min. Rows include Blackmon, James, Brim, Youngblood, Little, Emanuel, King, Agnew, Winderler, Anderson, Diggs, Team.

FG % 1st Half: 6-32 18.8% 2nd half: 9-29 31.0% Game: 15-61 24.6% 3FG % 1st Half: 0-12 0.0% 2nd half: 2-9 22.2% Game: 2-21 9.5% FT % 1st Half: 15-18 83.3% 2nd half: 8-15 53.3% Game: 23-33 69.7%

South Carolina 77 • 1-0

Table with columns: Player, FG, 3-Ptr, FT, Rebounds, PF, TP, A, TO, Bk, Stl, Min. Rows include Lawson, Minaya, Frink, Kotsar, Bolden, Moss, Couisnard, Hannibal, Henry, Nelson, Team.

FG % 1st Half: 16-31 51.6% 2nd half: 12-26 46.2% Game: 28-57 49.1% 3FG % 1st Half: 0-3 0.0% 2nd half: 2-6 33.3% Game: 2-9 22.2% FT % 1st Half: 5-11 45.5% 2nd half: 14-25 56.0% Game: 19-36 52.8%

Officials: Todd Austin, Vladimir Voyard-Tadal, Rob Rork Technical fouls: North Alabama-None, South Carolina-None. Attendance: 11927 Game time: 2:10

Score by periods table for North Alabama vs South Carolina

Fast Break Score by periods table for North Alabama vs South Carolina

GAME 2

Official Basketball Box Score -- Game Totals -- Final Statistics Wyoming vs South Carolina 11/10/19 12 p.m. ET at Columbia, S.C. (Colonial Life Arena)

Table with columns: Player, FG, 3-Ptr, FT, Rebounds, PF, TP, A, TO, Bk, Stl, Min. Rows include Thompson, Mueller, Hendricks, Milton, Maldonado, Banks, Marble, Taylor, Porter, Foster, Turner, Team.

FG % 1st Half: 5-18 27.8% 2nd half: 4-21 19.0% Game: 9-39 23.1% 3FG % 1st Half: 2-8 25.0% 2nd half: 2-9 22.2% Game: 4-17 23.5% FT % 1st Half: 4-9 44.4% 2nd half: 6-9 66.7% Game: 10-18 55.6%

South Carolina 66 • 2-0

Table with columns: Player, FG, 3-Ptr, FT, Rebounds, PF, TP, A, TO, Bk, Stl, Min. Rows include Minaya, Frink, Kotsar, Lawson, Bolden, Moss, McCreeary, Couisnard, Hannibal, Henry, Nelson, Leveque, Green, Team.

FG % 1st Half: 13-28 46.4% 2nd half: 12-31 38.7% Game: 25-59 42.4% 3FG % 1st Half: 7-17 41.2% 2nd half: 2-10 20.0% Game: 9-27 33.3% FT % 1st Half: 2-5 40.0% 2nd half: 7-14 50.0% Game: 9-19 47.4%

Officials: Anthony Jordan, Chuck Jones, Robert Felder Technical fouls: Wyoming-MILTON, Greg, South Carolina-None. Attendance: 10255

Score by periods table for Wyoming vs South Carolina

Fast Break Score by periods table for Wyoming vs South Carolina

GAME 3

Official Basketball Box Score -- Game Totals -- Final Statistics Cleveland State vs South Carolina 11/15/19 7 p.m. ET at Columbia, S.C. (Colonial Life Arena)

Table with columns: Player, FG, 3-Ptr, FT, Rebounds, PF, TP, A, TO, Bk, Stl, Min. Rows include Eichelberger, Williams, Penn, Gomillion, Sanchez, Potoma, Thomas, Beaudouin, Ferreira, Dup, Rego, Eskanadar, Patton, Johnson, Team.

FG % 1st Half: 14-25 56.0% 2nd half: 6-26 23.1% Game: 20-51 39.2% 3FG % 1st Half: 1-3 33.3% 2nd half: 1-8 12.5% Game: 2-11 18.2% FT % 1st Half: 11-11 100.0% 2nd half: 10-16 62.5% Game: 21-27 77.8%

Cleveland State 63 • 1-3

Table with columns: Player, FG, 3-Ptr, FT, Rebounds, PF, TP, A, TO, Bk, Stl, Min. Rows include Minaya, Frink, Kotsar, Bolden, Moss, Couisnard, Hannibal, Henry, Nelson, Leveque, Green, Team.

FG % 1st Half: 14-39 35.9% 2nd half: 17-43 39.5% Game: 31-82 37.8% 3FG % 1st Half: 6-18 33.3% 2nd half: 2-7 28.6% Game: 8-25 32.0% FT % 1st Half: 11-15 73.3% 2nd half: 9-16 56.3% Game: 20-31 64.5%

Officials: Joe Lindsay, Vladimir Voyard-Tadal, John Hampton Technical fouls: Cleveland State-None, South Carolina-FRANK, Alanzo. Attendance: 10083

Score by periods table for Cleveland State vs South Carolina

Fast Break Score by periods table for Cleveland State vs South Carolina



GAME 4 (3-1)

Columbia, S.C. Colonial Life Arena Nov. 19, 2019 Gamecocks suffer first loss



GAME 5 (4-1)

Columbia, S.C. Colonial Life Arena Nov. 22, 2019 Cousinard shines in win



GAME 6 (4-2)

Cancun, Mexico Hard Rock-Riviera Maya Nov. 26, 2019 Kotsar leads the way with 12

COLUMBIA (AP) - Boston's balanced offensive attack was more than enough to counter South Carolina star guard AJ Lawson in a 78-70, upset victory on Tuesday.

The Terriers (3-2) had six players with at least six points, led by Javante McCoy with 17, and consistently whipped the Gamecocks (3-1) on backdoor cuts and outlet passes for uncontested 3-pointers.

The Gamecocks kept settling for 3-pointers despite shooting a mere 31% from long distance coming in. They were 4-of-22 Tuesday and left nine points at the line.

South Carolina allowed 12 offensive rebounds and Boston scored 18 points off them. The Terriers clinched the game with an 11-2 run after it was tied at 60 with seven minutes to go.

It was the Terriers first win in program history over an SEC team, although they beat current SEC member Texas A&M in 1986, when the Aggies were in the Southwest Conference.

COLUMBIA (AP) - Jermaine Cousinard converted a three-point play with just over a minute to go Friday as South Carolina slipped past Gardner-Webb, 74-69.

The winless Bulldogs (0-5) gave the Gamecocks (4-1) all they could handle, constantly slicing through their defense and burying 3-pointers over South Carolina's lunging guards.

Jose Perez's layup circled out of the cylinder and Alanzo Frink rebounded it, but the Bulldogs' defense forced another rushed South Carolina 3-pointer.

Bolden made one free throw and the Gamecocks survived another Gardner-Webb 3-point attempt and escaped.

Jamison topped the Bulldogs with 19 points as four of five starters scored in double figures. AJ Lawson and Cousinard both scored 16 to pace South Carolina. Kotsar scored 11 with a team-high six rebounds.

The Gamecocks only had three more rebounds than Gardner-Webb, despite a sizable height advantage, and were a mere 5-of-19 shooting on 3-pointers.

CANCUN - South Carolina (4-2) suffered a 70-47 loss to Wichita State (6-0) in its opening neutral-site game at the Cancun Challenge on Tuesday night at the Hard Rock Hotel Riviera Maya.

Erik Stevenson led the Shockers with 19 points, all in the first half, and the Wichita State defense held the Gamecocks to just 32 percent shooting (18-for-56) from the field.

Stevenson led the Shockers to a double-digit lead midway through the first half, but Carolina fought back and pulled within seven, 29-22, with 2:48 to go after a Jair Bolden made jumper.

The Gamecocks limited the Shockers to seven points the opening nine minutes of the second half but were unable to cut into the deficit.

GAME 4

Official Basketball Box Score - Game Totals - Final Statistics Boston U vs South Carolina 11/19/19 7 p.m. ET at Columbia, S.C. (Colonial Life Arena)

Table with columns: Player, Total, FG, 3-Ptr, Rebounds, PF, TP, A, TO, Blk, Stl, Min. Rows include Whyte, Mahoney, Vilarrino, Harper, McCoy, Brittain-Watts, Petcash, Hemphill, Tyren, Mathon.

FG % 1st Half: 14-37 37.8% 2nd half: 13-27 48.1% Game: 27-64 42.2%

South Carolina 70 • 3-1

Table with columns: Player, Total, FG, 3-Ptr, Rebounds, PF, TP, A, TO, Blk, Stl, Min. Rows include MINAYA, FRINK, KOTSTAR, LAWSON, BOLDEEN, MOSS, MCCREARY, COUSINARD, HANNIBAL, LEVEQUE.

FG % 1st Half: 15-35 42.9% 2nd half: 12-32 37.5% Game: 27-67 40.3%

Officials: Michael Stephens, Brian Shey, Matt Jarman Technical fouls: Boston U-None, South Carolina-None.

Score by periods table with columns: 1st, 2nd, Total. Rows: Boston U, South Carolina.

Last FG - BOSTONU 2nd-01:55, SC 2nd-00:02. Largest lead - BOSTONU by 10 2nd-00:07, SC by 6 1st-16:24.

GAME 5

Official Basketball Box Score - Game Totals - Final Statistics Gardner-Webb vs South Carolina 11/22/19 7 p.m. ET at Columbia, S.C. (Colonial Life Arena)

Table with columns: Player, Total, FG, 3-Ptr, Rebounds, PF, TP, A, TO, Blk, Stl, Min. Rows include JAMISON JR, PEREZ, DUFEAL, CORNWALL, JOHNSON, TERRY, JENKINS, TURNER, REID, BRYANT.

FG % 1st Half: 9-28 32.1% 2nd half: 12-26 46.2% Game: 21-54 38.9%

South Carolina 74 • 4-1

Table with columns: Player, Total, FG, 3-Ptr, Rebounds, PF, TP, A, TO, Blk, Stl, Min. Rows include MINAYA, LEVEQUE, KOTSTAR, LAWSON, BOLDEEN, MOSS, MCCREARY, COUSINARD, FRINK.

FG % 1st Half: 13-33 39.4% 2nd half: 14-29 48.3% Game: 27-62 43.5%

Officials: Anthony Jordan, Randy Heimerman, Rob Rork Technical fouls: Gardner-Webb-None, South Carolina-None.

Score by periods table with columns: 1st, 2nd, Total. Rows: Gardner-Webb, South Carolina.

Last FG - GWU 2nd-01:21, SC 2nd-01:01. Largest lead - GWU by 7 1st-12:15, SC by 8 2nd-08:18.

GAME 6

Official Basketball Box Score - Game Totals - Final Statistics Wichita St. vs South Carolina 11/26/19 6:00 pm at

Table with columns: Player, Total, FG, 3-Ptr, Rebounds, PF, TP, A, TO, Blk, Stl, Min. Rows include Trey Wladys, Dexter Dennis, Erik Stevenson, Grant Sherfield, Tyson Etienne, Jamarious Burton, DeAntonio Gordon, Noah Fernandez, Jacob Hiers, Brycen Bush, Jaime Echenique, Fate Busse, Asbjorn Midgaard, Isaih Poor Bear-Cha.

FG % 1st Half: 15-27 55.6% 2nd half: 8-29 27.6% Game: 23-56 41.1%

South Carolina 47 • 4-2,0-0 SEC

Table with columns: Player, Total, FG, 3-Ptr, Rebounds, PF, TP, A, TO, Blk, Stl, Min. Rows include MINAYA, LEVEQUE, KOTSTAR, LAWSON, MOSS, MCCREARY, COUSINARD, HANNIBAL, HENRY, NELSON, FRINK, GREEN.

FG % 1st Half: 9-29 31.0% 2nd half: 9-27 33.3% Game: 18-56 32.1%

Officials: Steve Mckinleys, Darryl Smith, Rob Keumeman Technical fouls: Wichita St.-Dexter Dennis, South Carolina-None.

Score by periods table with columns: 1st, 2nd, Total. Rows: Wichita St., South Carolina.

Last FG - WSU 2nd-03:34, SC 2nd-03:04. Largest lead - WSU by 25 2nd-06:03, SC None.



72

GAME 7 (4-3)

Cancun, Mexico
Hard Rock-Riviera Maya
Nov. 27, 2019

Carolina suffers second straight loss



78



74

GAME 8 (5-3)

Columbia, S.C.
Colonial Life Arena
Dec. 1, 2019

Kotsar leads in victory



65



84

GAME 9 (6-3)

Amherst, Mass.
Mullins Arena
Dec. 4, 2019

Bryant returns from injury



80

CANCUN - South Carolina (4-3) dropped a hard-fought battle with Northern Iowa (7-1), 78-72, in the consolation game of the Cancun Challenge on Wednesday night. Four Gamecocks finished in double figures led by AJ Lawson, who scored 20 points.

The Panthers went on a 10-2 run to take control late, but Carolina clawed back and pulled within two, 72-20, with 1:01 left.

UNI's AJ Green iced the game at the free throw line down the stretch. He finished with a game-high 26 points and was 10-for-10 at the line.

It was a back-and-forth contest for much of the night with 12 lead changes and 11 ties.

The Panthers led by seven at the half, but the Gamecocks began the final 20 minutes on a 10-2 run to tighten the game back up. C.J. Brim led North Alabama with 12 points.

COLUMBIA (AP) - Maik Kotsar continued his strong stretch with 17 points, nine rebounds and two blocks as South Carolina (5-3) broke a two-game losing streak with a 74-65 win over George Washington on Sunday.

The Gamecocks' power forward, a four-year starter, has been the only constant through a stretch of three losses in four games, and with leading scorer AJ Lawson turnover-prone on Sunday, South Carolina needed him to be as productive. Kotsar used his size and tender hook shot to whip the Colonials' undersized interior as the Gamecocks improved to 5-3.

George Washington (3-5) scored the game's first basket off a Lawson turnover, but South Carolina scored the next 17 points. The Colonials never went away, forward Jamison Battle splashing six 3-pointers, but the Gamecocks could always go back inside. Kotsar only missed one of his nine field-goal attempts, flushing a fast-break dunk with less than 30 seconds to play as the Gamecocks salted it.

It was a career-best fifth straight game in double figures for Kotsar.

Lawson had 14 points, while point guard Jair Bolden and Jermaine Cousinard each had 12.

AMHERST (AP) - AJ Lawson scored 24 points, Jermaine Cousinard added 16 and six assists and South Carolina held off Massachusetts 84-80 in its first true road game of the season on Wednesday night.

South Carolina (6-3) won five of its first six in Columbia, S.C., but lost both neutral site games in the Cancun Challenge in late November before returning home to beat George Washington 74-65 on Sunday.

Keyshawn Bryant contributed 13 points while Gamecocks senior Malik Kotsar grabbed nine rebounds and scored nine points, ending his career-best run of double-figure scoring games at five.

The Mitchell led the Minutemen with 17 points, Sean East II had 16 and T.J. Weeks 15. Carl Pierre added 15 points and nine rebounds.

UMass (5-4) lost its fourth in a row after opening the season with five straight wins. The Minutemen haven't beaten a Southeastern Conference opponent since a 72-62 victory over Georgia on Dec. 16, 2017.

Minutemen leading scorer Weeks, who entered averaging 15.5 points per game, was held to four in the second half after scoring 11 in the first. UMass shot 46.9% (23 of 49) against a South Carolina defense that was ranked 22nd in opponent field goal percentage (36.6 percent) coming in. After recovering from a slow start to lead 39-35 at halftime, the Gamecocks struggled to separate from the Minutemen for most of period two.

Sy Chatman's layup with 13:53 remaining capped a 7-0 run to give UMass its last lead at 50-47 before Jalyn McCreary's jumper and four straight points from Cousinard restored South Carolina's lead. Samba Diallo's 3-pointer for UMass tied the game at 61 with 8:44 left before a Lawson layup at 8:29 gave the Gamecocks the lead for good. Lawson's trey with 2:40 to play capped a 17-6 surge to push the lead to 11.

UMass responded with a 13-4 run to pull within two on Pierre's desperation 3 with 6.2 seconds left, but Lawson hit both free throws to seal it. The Gamecocks led by four after closing the first half on a 31-19 run.

Weeks scored eight of UMass' first 16 as the Minutemen built an early eight-point lead. The Gamecocks looked out of rhythm early with Lawson's missed 3 and turnovers on three of their first four possessions. Lawson's floater capped a 10-0 run to give South Carolina its first lead at 20-19 with 6:37 left in the first. He scored eight straight over a three-minute span and all but two of his 13 first-half points in the final 8:15 of the period.

It was the third-ever meeting between South Carolina and UMass and the first in Amherst.

GAME 7

Official Basketball Box Score - Game Totals - Final Statistics
South Carolina vs UNI
11/27/19 6:00 pm at

South Carolina 72 • 4-3,0-0 SEC

Table with columns: #, Player, FG, 3-Ptr, Rebounds, PF, TP, A TO Blk Stl, Min. Rows include MINAYA, Justin; LEVEQUE, Wildens; KOTSAR, Maik; LAWSON, AJ; BOLDEN, Jair; MOSS, TJ; MCCREARY, Jalyn; COUSINARD, Jermaine; HANNIBAL, Trae; HENRY, Micajah; FRINK, Alanzo.

FG % 1st Half: 51.7% 2nd half: 48.4% Game: 50.0%
3FG % 1st Half: 4.9 44.4% 2nd half: 3.10 30.0% Game: 7.19 36.8%
FT % 1st Half: 3.6 50.0% 2nd half: 2.5 40.0% Game: 5.11 45.5%

UNI 78 • 7-1,0-0 MVC

Table with columns: #, Player, FG, 3-Ptr, Rebounds, PF, TP, A TO Blk Stl, Min. Rows include Austin Phylfe; AJ Green; Trae Berhow; Isalah Brown; Spencer Haldeman; Tywhon Pickford; Justin Dahl; Antwan Kimmons; Noah Carter.

FG % 1st Half: 57.1% 2nd half: 39.1% Game: 49.0%
3FG % 1st Half: 6.12 50.0% 2nd half: 2.8 25.0% Game: 8.20 40.0%
FT % 1st Half: 6.7 85.7% 2nd half: 14.17 82.4% Game: 20.24 83.3%

Officials: Jeff Speedoske, Alfred Smith, Courtney Green
Technical fouls: South Carolina-None. UNI-None.
Attendance: 1176
2019-20 Men's Basketball, Round: 0, South Carolina vs UNI, Played at .

Score by periods table with columns: 1st, 2nd, Total. Rows for South Carolina and UNI.

Last FG - SC 2nd-00:17, UNI 2nd-00:31.
Largest lead - SC by 5 1st-13:55, UNI by 11 1st-02:33.
SC led for 05:18, UNI led for 28:54. Game was tied for 00:48.

GAME 8

Official Basketball Box Score - Game Totals - Final Statistics
George Washington vs South Carolina
12/1/19 2 p.m. ET at Columbia, S.C. (Colonial Life Arena)

George Washington 65 • 3-5

Table with columns: #, Player, FG, 3-Ptr, Rebounds, PF, TP, A TO Blk Stl, Min. Rows include Battle, Jamison; Langarica, Javier; Walker Jr., Shawn; Potter, Armel; Jack, Maceo; Williams, Justin; Nelson Jr., Jameer; Offurum, Mezie; Stallings, Ace.

FG % 1st Half: 26.5% 2nd half: 40.0% Game: 33.3%
3FG % 1st Half: 2.7 28.6% 2nd half: 6.21 28.6% Game: 8.36 22.2%
FT % 1st Half: 3.5 60.0% 2nd half: 8.10 80.0% Game: 11.15 73.3%

South Carolina 74 • 5-3

Table with columns: #, Player, FG, 3-Ptr, Rebounds, PF, TP, A TO Blk Stl, Min. Rows include MINAYA, Justin; LEVEQUE, Wildens; KOTSAR, Maik; LAWSON, AJ; BOLDEN, Jair; MOSS, TJ; MCCREARY, Jalyn; COUSINARD, Jermaine; HANNIBAL, Trae; FRINK, Alanzo.

FG % 1st Half: 56.0% 2nd half: 50.0% Game: 52.6%
3FG % 1st Half: 2.7 28.6% 2nd half: 1.7 14.3% Game: 3.14 21.4%
FT % 1st Half: 5.7 71.4% 2nd half: 6.11 54.5% Game: 11.18 61.1%

Officials: Ron Groover, Gerry Pollard, AJ, Desai
Technical fouls: George Washington-None. South Carolina-None.
Attendance: 9843

Score by periods table with columns: 1st, 2nd, Total. Rows for George Washington and South Carolina.

Last FG - GW 2nd-00:29, SC 2nd-00:26.
Largest lead - SC by 2 1st-19:34, SC by 19 1st-00:04.
GW led for 00:20, SC led for 38:45. Game was tied for 00:55.

GAME 9

Official Basketball Box Score - Game Totals - Final Statistics
South Carolina vs Massachusetts
12/04/19 7 p.m. at Amherst, Mass. (Mullins Center)

South Carolina 84 • 6-3

Table with columns: #, Player, FG, 3-Ptr, Rebounds, PF, TP, A TO Blk Stl, Min. Rows include MINAYA, Justin; KOTSAR, Maik; LEVEQUE, Wildens; LAWSON, AJ; BOLDEN, Jair; MOSS, TJ; MCCREARY, Jalyn; COUSINARD, Jermaine; FRINK, Alanzo; BRYANT, Keyshawn.

FG % 1st Half: 48.6% 2nd half: 64.0% Game: 55.0%
3FG % 1st Half: 1.6 16.7% 2nd half: 1.4 25.0% Game: 2.10 20.0%
FT % 1st Half: 4.5 80.0% 2nd half: 12.21 57.1% Game: 16.26 61.5%

Massachusetts 80 • 5-4

Table with columns: #, Player, FG, 3-Ptr, Rebounds, PF, TP, A TO Blk Stl, Min. Rows include Samba Diallo; The Mitchell; SEAN East II; Carl Pierre; T.J. Weeks; Sy Chatman; Preston Santos; Keon Clergot; Djery Baptiste.

FG % 1st Half: 44.0% 2nd half: 50.0% Game: 46.9%
3FG % 1st Half: 5.11 45.5% 2nd half: 5.12 41.7% Game: 10.23 43.5%
FT % 1st Half: 8.11 72.7% 2nd half: 16.23 69.6% Game: 24.34 70.6%

Officials: Mike Stephens, Tony Greene, Ben Lenox
Technical fouls: South Carolina-None. Massachusetts-None.
Attendance: 3043

Score by periods table with columns: 1st, 2nd, Total. Rows for South Carolina and Massachusetts.

Last FG - SC 2nd-02:40, UMass 2nd-00:48.
Largest lead - SC by 11 2nd-02:40, UMass by 9 1st-10:30.
SC led for 21:23, UMass led for 14:51. Game was tied for 03:46.

FRESHMAN - F - 6-6 - 203 - SAN DIEGO, CALIF./MATER DEI CATHOLIC/WOODSTOCK ACADEMY


CAREER HIGHS

Points	2	vs. Wichita State (Nov. 26, 2019)
FG	-	-
FGA	3	vs. Wichita State (Nov. 26, 2019)
3FG	-	-
3FGA	1	vs. Wichita State (Nov. 26, 2019)
FT Made	2	vs. Wichita State (Nov. 26, 2019)
FT Attempts	2	vs. Wichita State (Nov. 26, 2019)
Rebounds	-	-
Assists	-	-
Blocks	-	-
Steals	-	-
Minutes	5	vs. Wichita State (Nov. 26, 2019)

SUPERLATIVES

Double-figure scoring	'19-20
Double-figure rebounding	-
Double-double	-
2+ blocks	-
Team high scoring	-
Team high rebounding	-
Team high blocks	-

includes led, or shared team high



2019-20 GAME-BY-GAME

OPP, DATE	MIN	FG	PCT.	3FG	PCT.	FT	PCT.	O-D-T	PF	A	TO	BLK	STL	PTS
N. Alabama, 11/6	1	0-0	.000	0-0	.000	0-0	.000	0-0-0	0	0	0	0	0	0
Wyoming, 11/10	-	-	-	-	-	DNP - Coaches Decision	-	-	-	-	-	-	-	-
Cleveland St., 11/15	4	0-2	.000	0-0	.000	0-0	.000	0-0-0	1	0	0	0	1	0
Boston U, 11/19	-	-	-	-	-	DNP - Coaches Decision	-	-	-	-	-	-	-	-
Gardner-Webb, 11/22	-	-	-	-	-	DNP - Coaches Decision	-	-	-	-	-	-	-	-
vs. Wichita State, 11/26	5	0-3	.000	0-1	.000	2-2	1.000	0-0-0	1	0	0	0	0	2
vs. UNI, 11/27	-	-	-	-	-	DNP - Coaches Decision	-	-	-	-	-	-	-	-
George Wash., 12/1	-	-	-	-	-	DNP - Coaches Decision	-	-	-	-	-	-	-	-
at UMass, 12/4	-	-	-	-	-	DNP - Coaches Decision	-	-	-	-	-	-	-	-
Houston, 12/8	-	-	-	-	-	DNP - Coaches Decision	-	-	-	-	-	-	-	-
at Clemson, 12/15	-	-	-	-	-	DNP - Coaches Decision	-	-	-	-	-	-	-	-
at Virginia, 12/22	-	-	-	-	-	DNP - Coaches Decision	-	-	-	-	-	-	-	-
Stetson, 12/30	-	-	-	-	-	DNP - Coaches Decision	-	-	-	-	-	-	-	-
Florida, 1/7	-	-	-	-	-	DNP - Coaches Decision	-	-	-	-	-	-	-	-
at Tennessee, 1/11	-	-	-	-	-	DNP - Coaches Decision	-	-	-	-	-	-	-	-
Kentucky, 1/15	-	-	-	-	-	-	-	-	-	-	-	-	-	-
at Texas A&M, 1/18	-	-	-	-	-	-	-	-	-	-	-	-	-	-
at Auburn, 1/22	-	-	-	-	-	-	-	-	-	-	-	-	-	-
Vanderbilt, 1/25	-	-	-	-	-	-	-	-	-	-	-	-	-	-
at Arkansas, 1/29	-	-	-	-	-	-	-	-	-	-	-	-	-	-
Missouri, 2/1	-	-	-	-	-	-	-	-	-	-	-	-	-	-
at Ole Miss, 2/5	-	-	-	-	-	-	-	-	-	-	-	-	-	-
Texas A&M, 2/8	-	-	-	-	-	-	-	-	-	-	-	-	-	-
at Georgia, 2/12	-	-	-	-	-	-	-	-	-	-	-	-	-	-
Tennessee, 2/15	-	-	-	-	-	-	-	-	-	-	-	-	-	-
at Miss. State, 2/19	-	-	-	-	-	-	-	-	-	-	-	-	-	-
LSU, 2/22	-	-	-	-	-	-	-	-	-	-	-	-	-	-
Georgia, 2/26	-	-	-	-	-	-	-	-	-	-	-	-	-	-
at Alabama, 2/29	-	-	-	-	-	-	-	-	-	-	-	-	-	-
Miss. State, 3/3	-	-	-	-	-	-	-	-	-	-	-	-	-	-
at Vanderbilt, 3/7	-	-	-	-	-	-	-	-	-	-	-	-	-	-

* indicates starter

PLAYER BIO

2019-20

- > Scored first points of his career vs. Wichita State (Nov. 26)
- > Collected a steal in home win over Cleveland State (Nov. 15)
- > Saw action in season opener vs. North Alabama (Nov. 6)

Personal

- > Following prep career, spent a post-grad season at Woodstock Academy, averaging 10 points and seven rebounds per game
- > Averaged 16.7 points and a team-best 7.4 rebounds per game to help lead Mater Dei Catholic squad to a league championship title and a berth in the San Diego Section Open Division semifinal playoffs as a senior
- > Named the 2017-18 Mesa League Player of the Year (The Star News) as a senior
- > Labeled as a strong shooter, who is a competitor with great length
- > Major is undecided
- > Son of Lisa and Curtis Anderson
- > Has a brother, Dominick, and a sister, Taisha
- > Brother, Dominick, is a tight end on the University of Tennessee football team
- > Credits LeBron James as his favorite NBA player

CAREER STATS

Season	GP-GS	Min	Avg	FG	FGA	Pct	3FG	3FGA	Pct	FT	FTA	Pct	Off	Def	Tot	Avg	PF	FO	Ast	TO	Blk	Stl	Pts	Avg
2019-20	3-0	10	3.3	0	5	.000	0	1	.000	2	2	1.000	0	0	0	0.0	2	0	0	0	0	1	2	0.7

(SEC ONLY)

Season	GP-GS	Min	Avg	FG	FGA	Pct	3FG	3FGA	Pct	FT	FTA	Pct	Off	Def	Tot	Avg	PF	FO	Ast	TO	Blk	Stl	Pts	Avg
2020																								

52 JAIR BOLDEN

R-JUNIOR - G - 6-3 - 215 - BROOKLYN, N.Y./WESTTOWN SCHOOL (PA.)/GEORGE WASHINGTON

CAREER HIGHS

Points	25	vs. Princeton (Dec. 6, 2017)
FG	8	2x, last at Virginia (Dec. 22, 2019)
FGA	22	vs. Xavier (Nov. 23, 2017)
3FG	4	3x, last at Virginia (Dec. 22, 2019)
3FGA	12	vs. Xavier (Nov. 23, 2017)
FT Made	7	vs. Princeton (Dec. 6, 2017)
FT Attempts	10	vs. Princeton (Dec. 6, 2017)
Rebounds	8	vs. North Alabama (Nov. 6, 2019)
Assists	8	vs. Duquesne (Jan. 31, 2018)
Blocks	2	2x, last vs. Xavier (Nov. 23, 2017)
Steals	3	twice, last vs. Cleveland State (Nov. 15, 2019)
Minutes	40	vs. Morgan State (Nov. 29, 2017)

SUPERLATIVES

	'19-20	Career
Double-figure scoring	9	35
Double-figure rebounding	-	-
Double-double	-	-
3+ assists	3	31
Team high scoring*	1	1
Team high rebounding*	1	1
Team high assists*	2	2
Team high steals*	2	2

*includes led, or shared team high
* at Carolina*



2019-20 GAME-BY-GAME

OPP, DATE	MIN	FG	PCT.	3FG	PCT.	FT	PCT.	O-D-T	PF	A	TO	BLK	STL	PTS
N. Alabama, 11/6*	23	5-9	.556	1-3	.333	3-4	.750	1-7-8	1	1	0	1	2	14
Wyoming, 11/10*	23	4-6	.667	3-4	.750	0-0	.000	0-6-6	1	1	1	0	1	11
Cleveland St., 11/15*	21	5-7	.714	2-4	.500	0-0	.000	0-1-1	1	3	0	0	3	12
Boston U, 11/19*	25	4-10	.400	0-4	.000	0-0	.000	1-6-7	2	2	3	1	0	8
Gardner-Webb, 11/22*	26	4-7	.571	1-3	.333	1-2	.500	0-3-3	2	1	0	0	2	10
vs. Wichita State, 11/26*	21	2-10	.200	1-3	.333	0-0	.000	0-1-1	2	2	2	1	0	5
vs. UNI, 11/27*	33	4-8	.500	3-4	.750	0-0	.000	0-4-4	5	3	1	0	1	11
George Wash., 12/1*	29	5-12	.417	0-3	.000	2-4	.500	0-4-4	1	1	3	0	0	12
at UMass, 12/4*	8	0-1	.000	0-0	.000	0-0	.000	0-0-0	3	0	0	0	1	0
Houston, 12/8*	17	3-7	.429	1-2	.500	0-0	.000	1-3-4	2	0	0	0	0	7
at Clemson, 12/15*	24	3-8	.375	2-6	.333	2-2	1.000	0-3-3	0	3	2	0	2	10
at Virginia, 12/22*	37	8-13	.615	4-6	.667	2-4	.500	0-2-2	2	0	0	0	1	22
Stetson, 12/30*	15	0-4	.000	0-3	.000	0-0	.000	0-0-0	1	0	0	0	0	0
Florida, 1/7*	34	4-14	.286	1-5	.200	3-4	.750	1-1-2	1	0	0	0	1	12
at Tennessee, 1/11*	12	0-5	.000	0-1	.000	2-2	1.000	0-2-2	2	0	1	0	2	2
Kentucky, 1/15														
at Texas A&M, 1/18														
at Auburn, 1/22														
Vanderbilt, 1/25														
at Arkansas, 1/29														
Missouri, 2/1														
at Ole Miss, 2/5														
Texas A&M, 2/8														
at Georgia, 2/12														
Tennessee, 2/15														
at Miss. State, 2/19														
LSU, 2/22														
Georgia, 2/26														
at Alabama, 2/29														
Miss. State, 3/3														
at Vanderbilt, 3/7														

* indicates starter

PLAYER BIO

2019-20

- > Led team with 22 points (15 in first half) in 70-59 road win at No. 9 UVA; matched career-highs for made FGs (8) and 3FGs (4); first 20-plus scoring outing in Garnet and Black earned him SEC Co-Player of the Week honors
- > Had 10 points, all in the second half, in double-digit road win at Clemson (Dec. 15)
- > Scored 12 points in win vs. George Washington (Dec. 1) > 11 points, hitting a trio of 3s vs. UNI (Nov. 27)
- > Scored eight points with seven rebounds vs. Boston U (Nov. 19)
- > Scored 12 points, and matched career high with three steals in home win over Cleveland State (Nov. 15)
- > Scored 11 points, with six rebounds, and assist and steal in win over Wyoming (Nov. 10)
- > Scored 14 points in South Carolina debut vs. North Alabama (Nov. 6); also pulled down a career high eight rebounds against the Lions

Career Highlights

- > Transferred to Carolina during the summer of 2018 after spending two seasons at George Washington
- > At GW, averaged 7.9 points per game, paced by 11.2 points per outing during sophomore season
- > Led the team in points (359), assists (98) and 3-point attempts (173) as a sophomore for the Colonials
- > Tallied 20 double-figure scoring games as a sophomore, including career high 25 points vs. Princeton (12/6/17)

Personal

- > A three-star prospect following prep career at Westtown School, where he was named Athlete of the Year following both his junior and senior seasons
- > Led Westtown to its first state championship in any sport as a senior, en route to Third Team All-State honors
- > Son of Joel Bolden and Lesley D'Almeida
- > Has a brother, Grey, and a sister, Kaya
- > A retail management major
- > His favorite athlete is Stephon Marbury, and his favorite sport other than basketball is tennis
- > Also skateboards in his spare time

CAREER STATS

Season	GP-GS	Min	Avg	FG	FGA	Pct	3FG	3FGA	Pct	FT	FTA	Pct	Off	Def	Tot	Avg	PF	FO	Ast	TO	Blk	Stl	Pts	Avg
2016-17*	35-16	627	17.9	59	164	.360	27	81	.333	23	35	.647	16	46	62	1.8	46	0	66	54	9	16	168	4.8
2017-18*	32-24	1044	32.6	131	356	.368	55	173	.318	42	62	.677	12	85	97	3.0	53	0	98	74	9	24	359	11.2
2019-20	15-15	347	23.1	51	121	.421	19	51	.373	15	22	.682	4	43	47	3.1	26	1	17	13	3	16	136	9.1
Totals	82-55	2018	24.6	241	641	.376	101	305	.331	80	119	.672	32	174	206	2.5	125	1	181	141	21	56	663	8.1

* at George Washington

(SEC ONLY)

Season	GP-GS	Min	Avg	FG	FGA	Pct	3FG	3FGA	Pct	FT	FTA	Pct	Off	Def	Tot	Avg	PF	FO	Ast	TO	Blk	Stl	Pts	Avg
2020	2-2	46	23.0	4	19	.211	1	6	.167	5	6	.833	1	3	4	2.0	3	0	0	1	0	3	14	7.0

24 KEYSHAWN BRYANT

SOPHOMORE - F - 6-5 - 197 - WINTER HAVEN, FLA./WINTER HAVEN

CAREER HIGHS

Points	21	vs. USC Upstate (Nov. 6, 2018)
FG	8	2x, last vs. North Greenville (Dec. 31, 2018)
FGA	14	at Texas A&M (March 5, 2019)
3FG	1	7x, last at Virginia (Dec. 22, 2019)
3FGA	2	7x, last at Virginia (Dec. 22, 2019)
FT Made	5	vs. USC Upstate (Nov. 6, 2018)
FT Attempts	7	2x, last vs. Arkansas (Feb. 9, 2019)
Rebounds	7	2x, last at Missouri (March 2, 2019)
Assists	5	vs. Auburn (Jan. 22, 2019)
Blocks	2	4x, last at Tennessee (Jan. 11, 2020)
Steals	3	2x, last at Clemson (Dec. 15, 2019)
Minutes	39	at Missouri (March 2, 2019)

SUPERLATIVES

	'19-20	Career
Double-figure scoring	3	15
Double-figure rebounding	-	-
Double-double	-	-
2+ blocks	2	4
Team high scoring	-	2
Team high rebounding	-	3
Team high blocks	1	7
Team high steals	1	6

includes led, or shared team high



2019-20 GAME-BY-GAME

OPP, DATE	MIN	FG	PCT.	3FG	PCT.	FT	PCT.	O-D-T	PF	A	TO	BLK	STL	PTS
N. Alabama, 11/6	-	-	-	-	-	DNP	-	-	-	-	-	-	-	-
Wyoming, 11/10	-	-	-	-	-	DNP	-	-	-	-	-	-	-	-
Cleveland St., 11/15	-	-	-	-	-	DNP	-	-	-	-	-	-	-	-
Boston U, 11/19	-	-	-	-	-	DNP	-	-	-	-	-	-	-	-
Gardner-Webb, 11/22	-	-	-	-	-	DNP	-	-	-	-	-	-	-	-
vs. Wichita State, 11/26	-	-	-	-	-	DNP	-	-	-	-	-	-	-	-
vs. UNI, 11/27	-	-	-	-	-	DNP	-	-	-	-	-	-	-	-
George Wash., 12/1	-	-	-	-	-	DNP	-	-	-	-	-	-	-	-
at UMass, 12/4	22	5-9	.556	0-1	.000	3-5	.600	0-1-1	1	2	2	0	0	13
Houston, 12/8	14	2-4	.500	0-1	.000	0-0	.000	0-0-0	2	1	2	0	0	4
at Clemson, 12/15*	29	2-6	.333	0-1	.000	3-4	.750	1-3-4	3	0	3	2	3	7
at Virginia, 12/22*	12	4-6	.667	1-2	.500	1-1	1.000	1-2-3	4	0	0	0	2	10
Stetson, 12/30*	20	2-8	.250	0-3	.000	0-0	.000	1-0-1	3	2	3	1	0	4
Florida, 1/7*	35	5-10	.500	0-1	.000	4-5	.800	1-3-4	4	3	4	0	0	14
at Tennessee, 1/11*	24	4-12	.333	0-1	.000	0-3	.000	5-1-6	4	2	4	2	1	8
Kentucky, 1/15														
at Texas A&M, 1/18														
at Auburn, 1/22														
Vanderbilt, 1/25														
at Arkansas, 1/29														
Missouri, 2/1														
at Ole Miss, 2/5														
Texas A&M, 2/8														
at Georgia, 2/12														
Tennessee, 2/15														
at Miss. State, 2/19														
LSU, 2/22														
Georgia, 2/26														
at Alabama, 2/29														
Miss. State, 3/3														
at Vanderbilt, 3/7														

* indicates starter

PLAYER BIO

2019-20

- > Scored season-high 14 points (5-for-10 FGs) in SEC opener vs. Florida (Jan. 7)
- > Had 10 points (4-for-6 FGs) in just 12 minutes of action in a road win at No. 9 UVA (Dec. 22)
- > Started for the first time in a double-digit road win at Clemson (Dec. 15); finished with seven points, four rebounds, three steals and two blocks in a season-high 29 minutes
- > Made season debut in road win at UMass (Dec. 4) and had 13 points (5-for-9 FG) in 22 minutes of action
- > Suffered left knee injury during preseason practice and had surgery on Oct. 31

Career Highlights

- > Saw action in all 32 contests during his rookie season, averaging 9.0 points and 3.8 rebounds per game
- > As a freshman, had 14 double-figure scoring games, including a season high 21 points in career debut vs. USC Upstate
- > Led the Gamecocks with 29 dunks on the year as a rookie

Personal

- > A four-star prospect according to ESPN.com, and a three-star prospect according to 247sports.com
- > Averaged 22.5 points and 8.2 rebounds per game during senior season at Winter Haven, helping his squad to the state tournament
- > Scored over 1,000 points during high school career at Winter Haven
- > Named The Ledger's (Lakeland, Fla.), All-County Player of the Year following senior campaign
- > Spent junior season at Huntington Prep in West Virginia
- > Son of Adrian Bryant III and Shana Edwards
- > Has a brother, Adrian Bryant, and two sisters, Dashanquie and Deondria Henry
- > A criminal justice major
- > Favorite athlete is Andrew Wiggins and his favorite NBA team is the Minnesota Timberwolves

CAREER STATS

Season	GP-GS	Min	Avg	FG	FGA	Pct	3FG	3FGA	Pct	FT	FTA	Pct	Off	Def	Tot	Avg	PF	FO	Ast	TO	Blk	Stl	Pts	Avg
2018-19	32-26	762	23.8	119	262	.454	6	29	.207	43	75	.573	36	86	122	3.8	75	1	46	64	17	22	287	9.0
2019-20	7-5	156	22.3	24	55	.436	1	10	.100	11	18	.611	9	10	19	2.7	21	0	10	18	5	6	60	8.6
Totals	39-31	918	23.5	143	317	.451	7	39	.179	54	93	.581	45	96	141	3.6	96	1	56	82	22	28	347	8.9

(SEC ONLY)

Season	GP-GS	Min	Avg	FG	FGA	Pct	3FG	3FGA	Pct	FT	FTA	Pct	Off	Def	Tot	Avg	PF	FO	Ast	TO	Blk	Stl	Pts	Avg
2019	18-18	474	26.3	69	154	.448	4	16	.250	17	42	.405	23	48	71	3.9	42	0	19	39	9	14	159	8.8
2020	2-2	59	29.5	9	22	.409	0	2	.000	4	8	.500	6	4	10	5.0	8	0	5	8	2	1	22	11.0
Totals	20-20	533	26.7	78	176	.443	4	18	.222	21	50	.420	29	52	81	4.1	50	0	24	47	11	15	181	9.1

R-FRESHMAN - G - 6-4 - 211 - EAST CHICAGO, IND./EAST CHICAGO CENTRAL/MONTVERDE ACADEMY (FLA.)


CAREER HIGHS

Points	16	2x, last at UMass (Dec. 4, 2019)
FG	7	at UMass (Dec. 4, 2019)
FGA	17	at Tennessee (Jan. 11, 2020)
3FG	2	4x, last at Tennessee (Jan. 11, 2020)
3FGA	7	at Tennessee (Jan. 11, 2020)
FT Made	4	vs. Gardner-Webb (Nov. 22, 2019)
FT Attempts	4	3x, last at Tennessee (Jan. 11, 2020)
Rebounds	5	vs. Boston U (Nov. 19, 2019)
Assists	6	2x, last at UMass (Dec. 4, 2019)
Blocks	1	2x, last at Clemson (Dec. 15, 2019)
Steals	3	2x, last at Tennessee (Jan. 11, 2020)
Minutes	33	vs. Gardner-Webb (Nov. 22, 2019)

SUPERLATIVES

Double-figure scoring	'19-20
Double-figure rebounding	5
Double-double	-
2+ assists	9
Team high scoring	1
Team high rebounding	1
Team high assists	6

includes led, or shared team high



2019-20 GAME-BY-GAME

OPP, DATE	MIN	FG	PCT.	3FG	PCT.	FT	PCT.	O-D-T	PF	A	TO	BLK	STL	PTS
N. Alabama, 11/6	22	3-6	.500	1-2	.500	2-2	1.000	0-4-4	3	2	2	1	0	9
Wyoming, 11/10	18	5-11	.454	1-5	.200	1-1	1.000	0-0-0	2	2	2	0	1	12
Cleveland St., 11/15	19	3-8	.375	2-3	.667	0-0	.000	2-2-4	2	2	2	0	0	8
Boston U, 11/19	19	2-10	.200	2-5	.400	0-0	.000	2-3-5	2	1	3	0	0	6
Gardner-Webb, 11/22	33	5-14	.357	2-4	.500	4-4	1.000	1-3-4	1	6	1	0	0	16
vs. Wichita State, 11/26	19	3-7	.428	1-2	.500	0-0	.000	1-0-1	3	0	6	0	1	7
vs. UNI, 11/27	20	2-5	.400	0-2	.000	1-2	.500	0-4-4	0	3	0	0	1	5
George Wash., 12/1	26	4-11	.364	1-5	.200	3-4	.750	0-3-3	4	4	0	0	0	12
at UMass, 12/4	29	7-11	.636	0-1	.000	2-2	1.000	2-1-3	1	6	2	1	1	16
Houston, 12/8	22	1-11	.091	0-5	.000	1-2	.500	0-1-1	1	2	1	0	3	3
at Clemson, 12/15	13	1-2	.500	1-1	1.000	1-2	.500	0-2-2	4	1	2	1	0	4
at Virginia, 12/22	23	1-2	.500	0-1	.000	2-2	1.000	1-3-4	2	1	2	0	0	4
Stetson, 12/30	23	3-8	.375	0-1	.000	3-8	.375	2-3-5	5	4	0	0	0	9
Florida, 1/7	-	-	-	-	-	-	-	-	-	-	-	-	-	-
at Tennessee, 1/11	24	6-17	.353	2-7	.286	1-4	.250	0-2-2	3	2	2	0	3	15
Kentucky, 1/15														
at Texas A&M, 1/18														
at Auburn, 1/22														
Vanderbilt, 1/25														
at Arkansas, 1/29														
Missouri, 2/1														
at Ole Miss, 2/5														
Texas A&M, 2/8														
at Georgia, 2/12														
Tennessee, 2/15														
at Miss. State, 2/19														
LSU, 2/22														
Georgia, 2/26														
at Alabama, 2/29														
Miss. State, 3/3														
at Vanderbilt, 3/7														

* indicates starter

PLAYER BIO

2019-20

- > Logged 23 minutes off the bench to lead reserves in road win at No. 9 UVA (Dec. 22); finished with four points and four rebounds, including a pair of key, late FTs
- > Led the bench with 16 points (12 in the second half) in a road win at UMass (Dec. 4); also had team-high six assists
- > Had 12 points, 10 of which came in the second half, in a win vs. George Washington (Dec. 1)
- > Season highs of 16 points and six assists in the Carolina win over Gardner-Webb (Nov. 22); hit a pair of crucial shots late in the game, including the game-winning 3-point play with a minute remaining
- > Added six points vs. Boston U (Nov. 19)
- > Hit a pair of 3s, with two assists in 19 minutes vs. Cleveland State (Nov. 15)
- > First double-figure scoring game of his career with 12 points in the win over Wyoming (Nov. 10)
- > Scored nine points, along with four rebounds and two assists in college debut vs. North Alabama (Nov. 6)

Personal

- > A three-star prospect according to 247sports.com
- > Spent 2017-18 season at Montverde Academy
- > Averaged 29.2 points, 4.3 rebounds and 3.1 assists per game during senior campaign at East Chicago Central High School
- > Named an Indiana All-Star following senior campaign
- > Tallied 45 points during prep career vs. Evansville Bossee, and 36 points against Indianapolis North Central
- > Son of Jermaine Couisnard and Raven Merckerson
- > Has two sisters, Maya and Kalani
- > A fashion merchandising major
- > Favorite athlete is LeBron James

CAREER STATS

Season	GP-GS	Min	Avg	FG	FGA	Pct	3FG	3FGA	Pct	FT	FTA	Pct	Off	Def	Tot	Avg	PF	FO	Ast	TO	Blk	Stl	Pts	Avg
2019-20	14-0	309	22.1	46	123	.374	13	44	.295	21	33	.636	11	31	42	3.0	33	1	36	25	3	10	126	9.0

(SEC ONLY)

Season	GP-GS	Min	Avg	FG	FGA	Pct	3FG	3FGA	Pct	FT	FTA	Pct	Off	Def	Tot	Avg	PF	FO	Ast	TO	Blk	Stl	Pts	Avg
2020	1-0	24	24.0	6	17	.353	2	7	.286	1	4	.250	0	2	2	2.0	3	0	2	2	0	3	15	15.0

20 ALANZO FRINK

SOPHOMORE - F - 6-7 - 260 - JERSEY CITY, N.J./ROSELLE (N.J.) CATHOLIC

CAREER HIGHS

Points	12	vs. UNI (Nov. 27, 2019)
FG	5	vs. twice, last vs. UNI (Nov. 27, 2019)
FGA	10	vs. Cleveland State (Nov. 15, 2019)
3FG	1	2x, at Mississippi State (Feb. 23, 2019)
3FGA	2	vs. Virginia (Dec. 19, 2018)
FT Made	3	vs. Georgia (March 9, 2019)
FT Attempts	5	vs. Clemson (Dec. 22, 2018)
Rebounds	10	vs. Cleveland State (Nov. 15, 2019)
Assists	2	vs. Virginia (Dec. 19, 2018)
Blocks	3	vs. Houston (Dec. 8, 2019)
Steals	2	4x, last at Virginia (Dec. 22, 2019)
Minutes	25	vs. Cleveland State (Nov. 15, 2019)

SUPERLATIVES

	'19-20	Career
Double-figure scoring	4	4
Double-figure rebounding	1	1
Double-double	1	1
2+ blocks	3	5
Team high scoring	-	-
Team high rebounding	1	3
Team high blocks	3	6

includes led, or shared team high



2019-20 GAME-BY-GAME

OPP, DATE	MIN	FG	PCT.	3FG	PCT.	FT	PCT.	O-D-T	PF	A	TO	BLK	STL	PTS
N. Alabama, 11/6 *	12	3-3	1.000	0-0	.000	0-3	.000	0-2-2	5	1	1	0	0	6
Wyoming, 11/10*	21	4-7	.571	0-1	.000	2-4	.500	3-4-7	4	0	1	1	1	10
Cleveland St., 11/15*	25	5-10	.500	0-0	.000	1-3	.333	8-2-10	1	0	2	0	1	11
Boston U, 11/19*	17	3-6	.500	0-1	.000	2-4	.500	2-4-6	0	0	1	0	0	8
Gardner-Webb, 11/22	18	4-5	.800	0-0	.000	2-2	1.000	2-3-5	4	0	0	1	0	10
vs. Wichita State, 11/26	8	0-1	.000	0-1	.000	0-0	.000	0-0-0	0	0	0	0	2	0
vs. UNI, 11/27	18	5-6	.833	0-0	.000	2-2	1.000	2-3-5	3	0	1	0	0	12
George Wash., 12/1	4	1-1	1.000	0-0	.000	0-0	.000	1-3-4	3	0	1	1	0	4
at UMass, 12/4	13	3-5	.600	0-0	.000	1-3	.333	2-2-4	4	1	1	0	1	7
Houston, 12/8	19	2-3	.667	0-0	.000	0-0	.000	1-1-2	2	1	1	3	1	4
at Clemson, 12/15	21	3-4	.750	0-0	.000	2-2	1.000	3-3-6	2	0	0	0	1	8
at Virginia, 12/22	11	0-0	.000	0-0	.000	0-0	.000	0-1-1	3	0	1	0	2	0
Stetson, 12/30	18	0-1	.000	0-0	.000	2-4	.500	1-3-4	4	1	1	2	0	2
Florida, 1/7	10	0-3	.000	0-0	.000	0-0	.000	0-1-1	2	0	0	2	0	0
at Tennessee, 1/11	-	-	-	-	-	-	-	-	-	-	-	-	-	-
Kentucky, 1/15	-	-	-	-	-	-	-	-	-	-	-	-	-	-
at Texas A&M, 1/18	-	-	-	-	-	-	-	-	-	-	-	-	-	-
at Auburn, 1/22	-	-	-	-	-	-	-	-	-	-	-	-	-	-
Vanderbilt, 1/25	-	-	-	-	-	-	-	-	-	-	-	-	-	-
at Arkansas, 1/29	-	-	-	-	-	-	-	-	-	-	-	-	-	-
Missouri, 2/1	-	-	-	-	-	-	-	-	-	-	-	-	-	-
at Ole Miss, 2/5	-	-	-	-	-	-	-	-	-	-	-	-	-	-
Texas A&M, 2/8	-	-	-	-	-	-	-	-	-	-	-	-	-	-
at Georgia, 2/12	-	-	-	-	-	-	-	-	-	-	-	-	-	-
Tennessee, 2/15	-	-	-	-	-	-	-	-	-	-	-	-	-	-
at Miss. State, 2/19	-	-	-	-	-	-	-	-	-	-	-	-	-	-
LSU, 2/22	-	-	-	-	-	-	-	-	-	-	-	-	-	-
Georgia, 2/26	-	-	-	-	-	-	-	-	-	-	-	-	-	-
at Alabama, 2/29	-	-	-	-	-	-	-	-	-	-	-	-	-	-
Miss. State, 3/3	-	-	-	-	-	-	-	-	-	-	-	-	-	-
at Vanderbilt, 3/7	-	-	-	-	-	-	-	-	-	-	-	-	-	-

* indicates starter

PLAYER BIO

2019-20

- > Had eight points and six rebounds off the bench in a double-digit road win at Clemson (Dec. 15)
- > Tallied a career high 12 points, along with five rebounds, vs. UNI (Nov. 27)
- > Third double-figure scoring game of the season with 10 points in win vs. Gardner-Webb (Nov. 22)
- > Posted the first double-double of his career with career highs of 11 points and 10 rebounds in home win over Cleveland State (Nov. 15)
- > Scored a career high 10 points, along with a team high seven rebounds, in win over Wyoming (Nov. 10)
- > Earned the first start of his career in season opener vs. North Alabama (Nov. 6); was a perfect 3-of-3 from the field vs. the Lions

Career Highlights

- > Missed several games due to injury during freshman campaign; returned to see action in 24 games
- > Top statistical outing of rookie season came in 9-point, 8-rebound performance vs. No. 5 Virginia

Personal

- > Averaged 11.7 points and 4.7 rebounds per game during senior season at Roselle Catholic, helping the squad to a 29-4 record
- > Averaged 16.6 points and 5.9 rebounds per contest over seven state tournament games to help lead Roselle to the Tournament of Champions title as a senior
- > Represented the Dominican Republic in the FIBA U18 Americas Championship during the summer of 2018, averaging 18.2 points, 8.7 rebounds and 1.8 assists per game
- > Also represented the Dominican Republic in 2017 (Centrobasket U17 Championship, 18.2 points per game), in 2016 (FIBA U17 World Championships, 14.0 points per game, 7.2 rebounds per game), and in 2015 (Centrobasket U17 Championship and the FIBA Americas U16 Championship)
- > Son of Jerome Sr., and Ingrid Frink
- > Brother, Jerome, played college basketball at FIU before finishing his career at Long Island University Brooklyn
- > An public health major
- > Favorite NBA player is Ben Simmons

CAREER STATS

Season	GP-GS	Min	Avg	FG	FGA	Pct	3FG	3FGA	Pct	FT	FTA	Pct	Off	Def	Tot	Avg	PF	FO	Ast	TO	Blk	Stl	Pts	Avg
2018-19	24-0	212	8.8	26	59	.441	2	9	.222	11	25	.440	22	22	44	1.8	52	2	4	15	7	7	65	2.7
2019-20	14-4	215	15.4	33	55	.600	0	3	.000	14	27	.519	25	32	57	4.1	37	1	4	11	10	9	80	5.7
Totals	38-4	427	11.2	59	114	.518	2	12	.167	25	52	.481	47	54	101	2.7	89	3	8	26	17	16	145	3.8

(SEC ONLY)

Season	GP-GS	Min	Avg	FG	FGA	Pct	3FG	3FGA	Pct	FT	FTA	Pct	Off	Def	Tot	Avg	PF	FO	Ast	TO	Blk	Stl	Pts	Avg
2019	17-0	129	7.6	13	33	.394	1	5	.200	9	18	.500	9	16	25	1.5	35	2	1	8	7	6	36	2.1
2020	1-0	10	10.0	0	3	.500	0	0	.000	0	0	.000	0	1	1	1.0	2	0	0	0	2	0	0	0.0
Totals	18-0	139	7.7	13	36	.361	1	5	.200	9	18	.500	9	17	26	1.4	37	2	1	8	9	6	36	2.0

23 MIKE GREEN

FRESHMAN - G - 6-1 - 188 - MYRTLE BEACH, S.C./CHRISTIAN ACADEMY OF MYRTLE BEACH


CAREER HIGHS

Points	3	vs. Cleveland State (Nov. 15, 2019)
FG	1	vs. Cleveland State (Nov. 15, 2019)
FGA	3	vs. Cleveland State (Nov. 15, 2019)
3FG	-	-
3FGA	1	vs. Cleveland State (Nov. 15, 2019)
FT Made	1	vs. Cleveland State (Nov. 15, 2019)
FT Attempts	1	vs. Cleveland State (Nov. 15, 2019)
Rebounds	1	vs. Cleveland State (Nov. 15, 2019)
Assists	-	-
Blocks	-	-
Steals	2	vs. Cleveland State (Nov. 15, 2019)
Minutes	3	vs. Cleveland State (Nov. 15, 2019)

SUPERLATIVES

Double-figure scoring	'19-20
Double-figure rebounding	-
Double-double	-
2+ assists	-
Team high scoring	-
Team high rebounding	-
Team high blocks	-

includes led, or shared team high



2019-20 GAME-BY-GAME

OPP, DATE	MIN	FG	PCT.	3FG	PCT.	FT	PCT.	O-D-T	PF	A	TO	BLK	STL	PTS
N. Alabama, 11/6	-	-	-	-	-	DNP - Coaches Decision	-	-	-	-	-	-	-	-
Wyoming, 11/10	2	0-0	.000	0-0	.000	0-0	.000	0-0-0	0	0	0	0	0	0
Cleveland St., 11/15	3	1-3	.333	0-1	.000	1-1	1.000	0-1-1	1	0	0	0	2	3
Boston U, 11/19	-	-	-	-	-	DNP - Coaches Decision	-	-	-	-	-	-	-	-
Gardner-Webb, 11/22	-	-	-	-	-	DNP - Coaches Decision	-	-	-	-	-	-	-	-
vs. Wichita State, 11/26	1	0-0	.000	0-0	.000	0-0	.000	0-0-0	0	0	0	0	0	0
vs. UNI, 11/27	-	-	-	-	-	DNP - Coaches Decision	-	-	-	-	-	-	-	-
George Wash., 12/1	-	-	-	-	-	DNP - Coaches Decision	-	-	-	-	-	-	-	-
at UMass, 12/4	-	-	-	-	-	DNP - Coaches Decision	-	-	-	-	-	-	-	-
Houston, 12/8	-	-	-	-	-	DNP - Coaches Decision	-	-	-	-	-	-	-	-
at Clemson, 12/15	-	-	-	-	-	DNP - Coaches Decision	-	-	-	-	-	-	-	-
at Virginia, 12/22	-	-	-	-	-	DNP - Coaches Decision	-	-	-	-	-	-	-	-
Stetson, 12/30	-	-	-	-	-	DNP - Coaches Decision	-	-	-	-	-	-	-	-
Florida, 1/7	-	-	-	-	-	DNP - Coaches Decision	-	-	-	-	-	-	-	-
at Tennessee, 1/11	-	-	-	-	-	DNP - Coaches Decision	-	-	-	-	-	-	-	-
Kentucky, 1/15	-	-	-	-	-	-	-	-	-	-	-	-	-	-
at Texas A&M, 1/18	-	-	-	-	-	-	-	-	-	-	-	-	-	-
at Auburn, 1/22	-	-	-	-	-	-	-	-	-	-	-	-	-	-
Vanderbilt, 1/25	-	-	-	-	-	-	-	-	-	-	-	-	-	-
at Arkansas, 1/29	-	-	-	-	-	-	-	-	-	-	-	-	-	-
Missouri, 2/1	-	-	-	-	-	-	-	-	-	-	-	-	-	-
at Ole Miss, 2/5	-	-	-	-	-	-	-	-	-	-	-	-	-	-
Texas A&M, 2/8	-	-	-	-	-	-	-	-	-	-	-	-	-	-
at Georgia, 2/12	-	-	-	-	-	-	-	-	-	-	-	-	-	-
Tennessee, 2/15	-	-	-	-	-	-	-	-	-	-	-	-	-	-
at Miss. State, 2/19	-	-	-	-	-	-	-	-	-	-	-	-	-	-
LSU, 2/22	-	-	-	-	-	-	-	-	-	-	-	-	-	-
Georgia, 2/26	-	-	-	-	-	-	-	-	-	-	-	-	-	-
at Alabama, 2/29	-	-	-	-	-	-	-	-	-	-	-	-	-	-
Miss. State, 3/3	-	-	-	-	-	-	-	-	-	-	-	-	-	-
at Vanderbilt, 3/7	-	-	-	-	-	-	-	-	-	-	-	-	-	-

* indicates starter

PLAYER BIO

2019-20

- > Scored first college points on a lay-up and free throw in home win over Cleveland State (Nov. 15)
- > Saw first career action in win vs. Wyoming (Nov. 10)

Personal

- > Scored over 2,000 points during prep career, while also pulling down over 600 rebounds and dishing out over 500 assists
- > Named South Carolina Independent Schools Association 2018-19 AA All-State by the High School Sports Report
- > Played varsity as an eighth grader, averaging 15 points per game
- > Noted as a player with high-level shooting ability and excellent vision
- > An exercise science major
- > Son of Mike and Emily Green
- > Has a brother, Jack, and a sister, Anna-Kate
- > Also played soccer and tennis growing up

CAREER STATS

Season	GP-GS	Min	Avg	FG	FGA	Pct	3FG	3FGA	Pct	FT	FTA	Pct	Off	Def	Tot	Avg	PF	FO	Ast	TO	Blk	Stl	Pts	Avg
2019-20	3-0	6	2.0	1	3	.333	0	1	.000	1	1	1.000	0	1	1	0.3	1	0	0	0	0	2	3	1.0

(SEC ONLY)

Season	GP-GS	Min	Avg	FG	FGA	Pct	3FG	3FGA	Pct	FT	FTA	Pct	Off	Def	Tot	Avg	PF	FO	Ast	TO	Blk	Stl	Pts	Avg
2020																								

12 TRAE HANNIBAL

FRESHMAN - G - 6-2 - 217 - HARTSVILLE, S.C./HARTSVILLE

CAREER HIGHS

Points	8	vs. Stetson (Dec. 30, 2019)
FG	3	vs. Stetson (Dec. 30, 2019)
FGA	6	2x, last vs. Stetson (Dec. 30, 2019)
3FG	-	-
3FGA	2	vs. Wyoming (Nov. 10, 2019)
FT Made	1	vs. North Alabama (Nov. 6, 2019)
FT Attempts	2	vs. North Alabama (Nov. 6, 2019)
Rebounds	4	at Clemson (Dec. 15, 2019)
Assists	2	2x, last at Clemson (Dec. 15, 2019)
Blocks	1	vs. Cleveland State (Nov. 15, 2019)
Steals	3	2x, last at UVA (Dec. 22, 2019)
Minutes	19	2x, last vs. Stetson (Dec. 30, 2019)

SUPERLATIVES

Double-figure scoring	'19-20
Double-figure rebounding	-
Double-double	-
2+ assists	3
Team high scoring	-
Team high rebounding	-
Team high assists	-
Team high steals	3

includes led, or shared team high



2019-20 GAME-BY-GAME

OPP, DATE	MIN	FG	PCT.	3FG	PCT.	FT	PCT.	O-D-T	PF	A	TO	BLK	STL	PTS
N. Alabama, 11/6	13	2-5	.400	0-1	.000	1-2	.500	0-0-0	1	1	2	0	2	5
Wyoming, 11/10	10	1-3	.333	0-2	.000	0-0	.000	0-0-0	0	2	1	0	1	2
Cleveland St., 11/15	8	2-6	.333	0-1	.000	0-0	.000	1-2-3	2	0	1	1	0	4
Boston U, 11/19	6	0-0	.000	0-0	.000	0-0	.000	0-0-0	4	1	1	0	0	0
Gardner-Webb, 11/22	-	-	-	-	-	DNP - Coaches Decision			-	-	-	-	-	-
vs. Wichita State, 11/26	19	0-1	.000	0-0	.000	1-2	.000	0-4-4	4	1	2	0	1	1
vs. UNI, 11/27	5	1-2	.000	0-0	.000	0-0	.000	0-0-0	0	0	0	0	3	2
George Wash., 12/1	7	0-1	.000	0-0	.000	0-0	.000	0-1-1	0	1	0	0	0	0
at UMass, 12/4	-	-	-	-	-	DNP - Coaches Decision			-	-	-	-	-	-
Houston, 12/8	-	-	-	-	-	DNP - Coaches Decision			-	-	-	-	-	-
at Clemson, 12/15	16	2-5	.400	0-0	.000	0-0	.000	1-3-4	1	2	1	0	1	4
at Virginia, 12/22	7	2-2	1.000	0-0	.000	0-0	.000	0-0-0	1	0	1	0	3	4
Stetson, 12/30	19	3-6	.500	0-1	.000	2-5	.400	2-3-5	3	2	3	0	2	8
Florida, 1/7	2	2-2	1.000	0-0	.000	0-0	.000	0-0-0	0	0	0	0	1	4
at Tennessee, 1/11	13	1-3	.333	0-0	.000	3-4	.750	2-1-3	1	0	3	0	1	5
Kentucky, 1/15														
at Texas A&M, 1/18														
at Auburn, 1/22														
Vanderbilt, 1/25														
at Arkansas, 1/29														
Missouri, 2/1														
at Ole Miss, 2/5														
Texas A&M, 2/8														
at Georgia, 2/12														
Tennessee, 2/15														
at Miss. State, 2/19														
LSU, 2/22														
Georgia, 2/26														
at Alabama, 2/29														
Miss. State, 3/3														
at Vanderbilt, 3/7														

* indicates starter

PLAYER BIO

2019-20

- > Tallied four points and tied for the team lead with three steals in road win at No. 9 UVA (Dec. 22)
- > Had four points, four rebounds, two assists and a steal in double-digit road win at Clemson (Dec. 15)
- > Collected a season high three steals in just five minutes vs. UNI (Nov. 27)
- > Scored four points with three rebounds and a block in home win over Cleveland State (Nov. 15)
- > Dished two assists with a steal in win over Wyoming (Nov. 10)
- > Scored five points with an assist and two steals in college debut vs. North Alabama (Nov. 6)

Personal

- > Named the Class 4A co-Player of the Year as a senior at Hartsville, finishing his prep career with over 1,500 points, which included a 62-point performance in his final high school contest
- > Also named the Florence Morning News' boys basketball player of the year as a senior, when he averaged 26.8 points per game
- > Averaged 16.6 points, 7.7 rebounds and 5.2 assists as a junior at Hartsville, also earning all-state honors
- > Noted as a player with great athleticism, who plays with pace
- > A sport and entertainment management major
- > Son of Edward Wilson and Teia Hannibal
- > Has two brothers and two sisters
- > Lists LeBron James as his favorite NBA player, and his favorite NBA team is the LA Lakers

CAREER STATS

Season	GP-GS	Min	Avg	FG	FGA	Pct	3FG	3FGA	Pct	FT	FTA	Pct	Off	Def	Tot	Avg	PF	FO	Ast	TO	Blk	Stl	Pts	Avg
2019-20	12-0	123	10.3	16	36	.444	0	5	.000	7	13	.538	6	14	20	1.7	17	0	10	15	1	15	39	3.3

(SEC ONLY)

Season	GP-GS	Min	Avg	FG	FGA	Pct	3FG	3FGA	Pct	FT	FTA	Pct	Off	Def	Tot	Avg	PF	FO	Ast	TO	Blk	Stl	Pts	Avg
2020	2-0	15	7.5	3	5	.600	0	0	.000	3	4	.750	2	1	3	1.5	1	0	0	3	0	2	9	4.5

13

MICAHIAH HENRY

GRADUATE STUDENT - F - 6-9 - 235 - DECATUR, GA./COLUMBIA/TENNESSEE TECH


CAREER HIGHS

Points	23	at Memphis (Nov. 6, 2018)
FG	10	at Savannah State (Nov. 13, 2018)
FGA	13	twice, last vs. Warren Wilson (Dec. 6, 2018)
3FG	-	
3FGA	1	at Belmont (Jan. 5, 2019)
FT Made	7	at Memphis (Nov. 6, 2018)
FT Attempts	13	at Belmont (Jan. 5, 2019)
Rebounds	13	at Memphis (Nov. 6, 2018)
Assists	4	vs. SIUE (Jan. 10, 2019)
Blocks	4	3x, last vs. Tennessee State (Jan. 17, 2019)
Steals	3	at Eastern Illinois (March 2, 2019)
Minutes	33	vs. SIUE (Jan. 10, 2019)

SUPERLATIVES

	'19-20	Career
Double-figure scoring	-	18
Double-figure rebounding	-	3
Double-double	-	3
2+ blocks	-	33
Team high scoring*	-	-
Team high rebounding*	-	-
Team high blocks*	-	-

includes led, or shared team high
* at Carolina



2019-20 GAME-BY-GAME

OPP, DATE	MIN	FG	PCT.	3FG	PCT.	FT	PCT.	O-D-T	PF	A	TO	BLK	STL	PTS
N. Alabama, 11/6	10	0-1	.000	0-0	.000	0-1	.000	0-1-1	1	0	0	0	0	0
Wyoming, 11/10	4	0-0	.000	0-0	.000	0-0	.000	0-0-0	1	0	0	0	1	0
Cleveland St., 11/15	4	0-0	.000	0-0	.000	1-4	.250	1-1-2	0	0	0	0	0	1
Boston U, 11/19	-	-	-	-	-	DNP - Coaches Decision	-	-	-	-	-	-	-	-
Gardner-Webb, 11/22	-	-	-	-	-	DNP - Coaches Decision	-	-	-	-	-	-	-	-
vs. Wichita State, 11/26	5	0-1	.000	0-0	.000	0-0	.000	1-1-2	0	0	0	0	0	0
vs. UNI, 11/27	3	0-0	.000	0-0	.000	0-0	.000	0-1-1	1	1	0	0	0	0
George Wash., 12/1	-	-	-	-	-	DNP - Coaches Decision	-	-	-	-	-	-	-	-
at UMass, 12/4	-	-	-	-	-	DNP - Coaches Decision	-	-	-	-	-	-	-	-
Houston, 12/8	-	-	-	-	-	DNP - Coaches Decision	-	-	-	-	-	-	-	-
at Clemson, 12/15	-	-	-	-	-	DNP - Coaches Decision	-	-	-	-	-	-	-	-
at Virginia, 12/22	-	-	-	-	-	DNP - Coaches Decision	-	-	-	-	-	-	-	-
Stetson, 12/30	-	-	-	-	-	DNP - Coaches Decision	-	-	-	-	-	-	-	-
Florida, 1/7	-	-	-	-	-	DNP - Coaches Decision	-	-	-	-	-	-	-	-
at Tennessee, 1/11	-	-	-	-	-	DNP - Coaches Decision	-	-	-	-	-	-	-	-
Kentucky, 1/15	-	-	-	-	-	-	-	-	-	-	-	-	-	-
at Texas A&M, 1/18	-	-	-	-	-	-	-	-	-	-	-	-	-	-
at Auburn, 1/22	-	-	-	-	-	-	-	-	-	-	-	-	-	-
Vanderbilt, 1/25	-	-	-	-	-	-	-	-	-	-	-	-	-	-
at Arkansas, 1/29	-	-	-	-	-	-	-	-	-	-	-	-	-	-
Missouri, 2/1	-	-	-	-	-	-	-	-	-	-	-	-	-	-
at Ole Miss, 2/5	-	-	-	-	-	-	-	-	-	-	-	-	-	-
Texas A&M, 2/8	-	-	-	-	-	-	-	-	-	-	-	-	-	-
at Georgia, 2/12	-	-	-	-	-	-	-	-	-	-	-	-	-	-
Tennessee, 2/15	-	-	-	-	-	-	-	-	-	-	-	-	-	-
at Miss. State, 2/19	-	-	-	-	-	-	-	-	-	-	-	-	-	-
LSU, 2/22	-	-	-	-	-	-	-	-	-	-	-	-	-	-
Georgia, 2/26	-	-	-	-	-	-	-	-	-	-	-	-	-	-
at Alabama, 2/29	-	-	-	-	-	-	-	-	-	-	-	-	-	-
Miss. State, 3/3	-	-	-	-	-	-	-	-	-	-	-	-	-	-
at Vanderbilt, 3/7	-	-	-	-	-	-	-	-	-	-	-	-	-	-

* indicates starter

PLAYER BIO

2019-20

> Pulled down two rebounds in win over Cleveland State (Nov. 15)
> Saw 10 minutes of action in season opener vs. North Alabama (Nov. 6)

Career Highlights

> Graduate transfer from Tennessee Tech where he averaged 9.7 points and 4.7 rebounds in 31 appearances in 2018-19
> Hit 50 percent or better from the floor each of his three seasons with the Golden Eagles, including a career best 61.5 percent as a redshirt-sophomore

Personal

> During prep career at Columbia High School, averaged 16 points and 11 rebounds per game as a senior, en route to First Team All-Region accolades
> Graduated from Tennessee Tech with a degree in finance
> Son of Melrose and Demetra Henry
> Has two brothers, Isaiah and Marcus, and two sisters, Shekinah and Araunah
> Sister, Shekinah, played college basketball at VCU
> Lists his favorite food as pizza, and his favorite NBA player is LeBron James

CAREER STATS

Season	GP-GS	Min	Avg	FG	FGA	Pct	3FG	3FGA	Pct	FT	FTA	Pct	Off	Def	Tot	Avg	PF	FO	Ast	TO	Blk	Stl	Pts	Avg
2016-17*	32-5	432	13.5	44	82	.537	0	0	.000	18	41	.439	39	39	78	2.4	92	4	7	33	39	5	106	3.3
2017-18*	32-1	459	14.3	59	96	.615	0	0	.000	16	50	.320	32	55	87	2.7	87	5	11	42	20	6	134	4.2
2018-19*	31-30	784	25.3	117	202	.579	0	1	.000	68	132	.515	75	72	147	4.7	93	4	20	70	55	11	302	9.7
2019-20	5-0	27	5.4	0	2	.000	0	0	.000	1	5	.200	2	4	6	1.2	3	0	1	0	0	1	1	0.2
Totals	100-36	1702	17.0	220	382	.575	0	1	.000	103	228	.451	148	170	318	3.2	275	13	39	145	114	23	543	5.4


* at Tennessee Tech

(SEC ONLY)

Season	GP-GS	Min	Avg	FG	FGA	Pct	3FG	3FGA	Pct	FT	FTA	Pct	Off	Def	Tot	Avg	PF	FO	Ast	TO	Blk	Stl	Pts	Avg
2020																								

21 MAIK KOTSAR

SENIOR - F - 6-11 - 270 - TALLINN, ESTONIA/SUNRISE CHRISTIAN ACADEMY (WICHITA, KAN.)



CAREER HIGHS

Points	25	vs. Miss. State (Jan. 8, 2019)
FG	10	vs. Miss. State (Jan. 8, 2019)
FGA	18	vs. Miss. State (Jan. 8, 2019)
3FG	2	2x, last vs. Wofford (Nov. 26, 2018)
3FGA	3	2x, last vs. Wofford (Nov. 26, 2018)
FT Made	6	2x, last vs. LSU (Feb. 28, 2018)
FT Attempts	9	vs. Kentucky (Jan. 16, 2018)
Rebounds	12	vs. Cleveland State (Nov. 15, 2019)
Assists	6	at FIU (Nov. 27, 2017)
Blocks	6	vs. North Greenville (Dec. 31, 2018)
Steals	4	2x, last vs. Coastal Carolina (Nov. 30, 2018)
Minutes	38	vs. George Wash. (Dec. 1, 2019)

SUPERLATIVES

	'19-20	Career
Double-figure scoring	10	35
Double-figure rebounding	2	4
Double-double	1	3
2+ blocks	4	17
Team high scoring	6	10
Team high rebounding	7	27
Team high blocks	5	25

includes led, or shared team high

2019-20 GAME-BY-GAME

OPP, DATE	MIN	FG	PCT.	3FG	PCT.	FT	PCT.	O-D-T	PF	A	TO	BLK	STL	PTS
N. Alabama, 11/6*	21	2-7	.286	0-0	.000	2-4	.500	0-2-2	4	0	2	2	1	6
Wyoming, 11/10*	15	1-4	.250	0-0	.000	0-0	.000	1-2-3	3	2	1	0	1	2
Cleveland St., 11/15*	25	2-6	.333	0-0	.000	1-3	.333	7-5-12	4	0	0	0	2	5
Boston U, 11/19*	36	7-10	.700	0-0	.000	0-1	.000	3-4-7	2	0	1	2	1	14
Gardner-Webb, 11/22*	31	5-10	.500	0-0	.000	1-1	1.000	2-4-6	3	2	1	1	1	11
vs. Wichita State, 11/26*	36	6-13	.461	0-0	.000	0-0	.000	2-5-7	3	3	5	2	3	12
vs. UNI, 11/27*	36	6-13	.461	0-0	.000	0-0	.000	2-1-3	2	1	3	2	0	12
George Wash., 12/1*	38	8-9	.889	0-0	.000	1-3	.333	3-6-9	2	1	1	2	1	17
at UMass, 12/4*	27	4-7	.571	0-0	.000	1-2	.500	3-6-9	3	5	0	0	3	9
Houston, 12/8*	30	5-12	.417	0-0	.000	2-4	.500	0-3-3	4	1	0	1	0	12
at Clemson, 12/15*	36	3-7	.429	0-0	.000	5-9	.556	2-5-7	3	2	3	0	0	11
at Virginia, 12/22*	31	2-4	.500	0-0	.000	0-0	.000	2-2-4	3	3	2	1	3	4
Stetson, 12/30*	28	4-6	.667	0-0	.000	3-4	.750	1-3-4	5	1	2	0	3	11
Florida, 1/7*	36	7-12	.583	0-0	.000	4-4	1.000	3-7-10	3	2	2	0	2	18
at Tennessee, 1/11*	33	7-11	.636	0-0	.000	3-5	.600	4-4-8	3	1	2	1	1	17
Kentucky, 1/15														
at Texas A&M, 1/18														
at Auburn, 1/22														
Vanderbilt, 1/25														
at Arkansas, 1/29														
Missouri, 2/1														
at Ole Miss, 2/5														
Texas A&M, 2/8														
at Georgia, 2/12														
Tennessee, 2/15														
at Miss. State, 2/19														
LSU, 2/22														
Georgia, 2/26														
at Alabama, 2/29														
Miss. State, 3/3														
at Vanderbilt, 3/7														

* indicates starter

PLAYER BIO

2019-20

- > Led team with 17 points (7-for-11 FGs) at Tennessee (Jan. 11)
- > Had third career double-double with 18 points and 10 rebounds in SEC Opener vs. Florida (Jan. 7)
- > Scored 11 points and played team-high 36 minutes in double-digit road win at Clemson (Dec. 15)
- > Led team with 17 points, nine rebounds, two blocks and a steal in win vs. George Washington (Dec. 1); played career-high 38 minutes
- > Named to the Cancun Challenge All-Tournament Team after leading the Gamecocks with 12 points vs. Wichita State (Nov. 26), and adding 12 again vs. UNI (Nov. 27)
- > Had 11 points and six rebounds in win vs. Gardner-Webb (Nov. 22)
- > Collected a career high 12 rebounds, including seven on the offensive glass, in home win over Cleveland State (Nov. 15)

Career Highlights

- > Part of Carolina's 2016-17 Final Four squad
- > Top game in 2017 NCAA Tournament action came against SEC foe Florida in the Elite Eight, scoring 12 points with three rebounds
- > Shot 49 percent from the field during rookie season
- > Posted 11 double-figure scoring games as a sophomore
- > As a junior, saw action in 30 games, averaging 6.7 points and 4.7 rebounds per outing
- > Scored a career high 25 points in upset win over No. 14 Mississippi State during junior season

Personal

- > A three-star prospect following prep career
- > Son of Ruta Puk and Egon Kotsar, also has three siblings
- > Speaks English and Estonian
- > Credits his favorite actor as Leonardo DiCaprio and his favorite sport other than basketball is soccer
- > During the summer of 2018, spent time with the Estonian National Team, playing with the group in the FIBA 3x3 World Championships in the Philippines, before joining the full national team for contests against other European nations
- > A finance major

CAREER STATS

Season	GP-GS	Min	Avg	FG	FGA	Pct	3FG	3FGA	Pct	FT	FTA	Pct	Off	Def	Tot	Avg	PF	FO	Ast	TO	Blk	Stl	Pts	Avg
2016-17	37-33	895	24.2	97	198	.490	0	0	.000	21	53	.396	72	104	176	4.8	117	5	26	44	14	27	215	5.8
2017-18	33-33	875	26.5	107	251	.426	6	27	.222	43	76	.566	58	99	157	4.8	91	3	47	58	17	31	263	8.0
2018-19	30-24	698	23.3	84	192	.438	3	6	.500	31	70	.443	51	89	140	4.7	87	0	27	35	26	29	202	6.7
2019-20	15-15	459	30.6	69	131	.527	0	0	.000	23	40	.575	35	59	94	6.3	47	1	24	25	14	22	161	10.7
Totals	115-105	2927	25.5	357	772	.462	9	33	.273	118	239	.494	216	351	567	4.9	342	9	124	162	71	109	841	7.3

(SEC ONLY)

Season	GP-GS	Min	Avg	FG	FGA	Pct	3FG	3FGA	Pct	FT	FTA	Pct	Off	Def	Tot	Avg	PF	FO	Ast	TO	Blk	Stl	Pts	Avg
2017	18-15	417	23.2	32	79	.405	0	0	.000	11	29	.379	32	51	83	4.6	63	3	10	26	9	8	75	4.2
2018	18-18	444	24.7	38	120	.317	3	16	.188	31	44	.705	24	58	82	4.6	57	2	23	32	9	11	110	6.1
2019	18-14	426	23.7	45	115	.391	0	1	.000	16	48	.333	34	50	84	4.7	53	0	18	22	10	17	106	5.9
2020	2-2	69	34.5	14	23	.609	0	0	.000	7	9	.778	7	11	18	9.0	6	0	3	4	1	3	35	17.5
Totals	56-49	1356	24.2	129	337	.383	3	17	.176	65	130	.500	97	170	267	4.8	179	5	54	84	29	39	326	5.8

00 AJ LAWSON

SOPHOMORE - 6 - 6-6 - 178 - TORONTO, CANADA/GTA PREP

CAREER HIGHS

Points	28	vs. Cleveland State (Nov. 15, 2019)
FG	8	8x, at Clemson (Dec. 15, 2019)
FGA	17	2x, last vs. Cleveland State (Nov. 15, 2019)
3FG	6	vs. Texas A&M (Feb. 16, 2019)
3FGA	9	at Wyoming (Dec. 5, 2018)
FT Made	12	vs. Cleveland State (Nov. 15, 2019)
FT Attempts	15	vs. Coastal Carolina (Nov. 30, 2018)
Rebounds	9	3x, last vs. Ole Miss (Feb. 19, 2019)
Assists	8	vs. Norfolk State (Nov. 13, 2018)
Blocks	2	2x, last vs. UNI (Nov. 27, 2019)
Steals	3	8x, last at Clemson (Dec. 15, 2019)
Minutes	38	3x, last vs. Boston U (Nov. 19, 2019)

SUPERLATIVES

	'19-20	Career
Double-figure scoring	11	29
Double-figure rebounding	-	-
Double-double	-	-
2+ assists	9	27
Team high scoring	7	19
Team high rebounding	1	8
Team high assists	5	17
Team high steals	3	12

includes led, or shared team high



2019-20 GAME-BY-GAME

OPP, DATE	MIN	FG	PCT.	3FG	PCT.	FT	PCT.	O-D-T	PF	A	TO	BLK	STL	PTS
N. Alabama, 11/6*	25	1-4	.250	0-1	.000	6-7	.857	0-2-2	3	4	3	0	1	8
Wyoming, 11/10*	26	4-10	.400	3-7	.428	1-3	.333	0-4-4	0	2	0	0	3	12
Cleveland St., 11/15*	29	7-17	.411	2-7	.285	12-13	.923	1-2-3	2	4	0	0	1	28
Boston U, 11/19*	38	8-18	.444	2-8	.250	4-6	.667	2-5-7	3	5	0	0	2	22
Gardner-Webb, 11/22*	32	5-13	.384	2-7	.285	4-4	1.000	0-4-4	1	4	1	0	1	16
vs. Wichita State, 11/26*	20	2-6	.333	1-2	.500	0-2	.000	0-2-2	1	1	1	0	2	5
vs. UNI, 11/27*	31	8-14	.571	2-5	.400	2-3	.667	0-2-2	2	2	2	2	0	20
George Wash., 12/1*	21	5-10	.500	1-3	.333	3-3	1.000	0-2-2	0	3	5	0	0	14
at UMass, 12/4*	35	8-13	.615	2-5	.400	6-8	.750	0-2-2	2	1	3	0	2	24
Houston, 12/8*	19	2-10	.200	2-7	.286	4-4	1.000	0-2-2	3	1	2	0	0	10
at Clemson, 12/15*	30	8-15	.533	4-7	.571	0-0	.000	0-6-6	3	3	5	0	3	20
at Virginia, 12/22*	34	5-12	.417	0-3	.000	4-6	.667	1-2-3	3	1	4	0	2	14
Stetson, 12/30*	13	3-7	.429	2-6	.333	0-0	.000	0-1-1	0	0	4	0	0	8
Florida, 1/7*	34	3-15	.200	3-8	.375	3-5	.600	2-1-3	2	3	4	0	0	12
at Tennessee, 1/11*	28	0-7	.000	0-2	.000	4-4	1.000	0-3-3	4	2	2	0	2	4
Kentucky, 1/15														
at Texas A&M, 1/18														
at Auburn, 1/22														
Vanderbilt, 1/25														
at Arkansas, 1/29														
Missouri, 2/1														
at Ole Miss, 2/5														
Texas A&M, 2/8														
at Georgia, 2/12														
Tennessee, 2/15														
at Miss. State, 2/19														
LSU, 2/22														
Georgia, 2/26														
at Alabama, 2/29														
Miss. State, 3/3														
at Vanderbilt, 3/7														

* indicates starter

PLAYER BIO

2019-20

- > Scored 14 points in road win at No. 9 UVA (Dec. 22)
- > Led team with 20 points (8-for-15 FG) in double-digit road win at Clemson (Dec. 15)
- > Had game-high 24 points (8-for-13 FG) to lead team to road win at UMass (Dec. 4)
- > Tallied 14 points in win vs. George Washington (Dec. 1)
- > Scored 20 points, and matched a career high with two blocks vs. UNI (Nov. 27)
- > Had team-high 22 points vs. Boston U (Nov. 19); also dished five assists vs. the Terriers
- > Set a career high with 28 points in home win over Cleveland State (Nov. 15)

Career Highlights

- > Named to the SEC All-Freshman Team as a rookie
- > Scored 13.4 points, with 4.3 rebounds and 2.9 assists per game during freshman campaign
- > 18 double-figure scoring games with six 20-point performances, including season high 25 points in win vs. Coastal Carolina, as a freshman

Personal

- > Three-star prospect according to 247sports.com
- > Before reclassifying to the 2018 class, was ranked as a top-40 prospect in the 2019 class
- > Listed as the top 2019 Canadian prospect by North Pole Hoops in the spring of 2018 before reclassifying
- > Played prep basketball at GTA Prep in Mississauga, Ontario
- > Played at the FIBA U18 Americas Championship with Team Canada during the summer of 2018, averaging 14.8 points, 5.4 rebounds and 1.2 assists per game at the event
- > Scored an event high 20 points against Ecuador at the FIBA U18 Americas Championship, and tallied 18 points with 12 rebounds against the USA
- > During the summer of 2019, represented Canada at the FIBA U19 World Cup in Greece, leading the Canadians with 16.7 points per outing, including an event high 31 points vs. Senegal
- > Son of Anthony Lawson and Kathleen Parchment
- > Has a sister, Keisha
- > A sport and entertainment management major
- > Favorite athlete is LeBron James

CAREER STATS

Season	GP-GS	Min	Avg	FG	FGA	Pct	3FG	3FGA	Pct	FT	FTA	Pct	Off	Def	Tot	Avg	PF	FO	Ast	TO	Blk	Stl	Pts	Avg
2018-19	29-28	884	30.5	130	316	.411	48	134	.358	80	120	.667	27	98	125	4.3	59	1	83	74	7	32	388	13.4
2019-20	15-15	415	27.7	69	171	.404	26	78	.333	53	68	.779	6	40	46	3.1	29	0	36	36	2	19	217	14.5
Totals	44-43	1299	29.5	199	487	.409	74	212	.349	133	188	.707	33	138	171	3.9	88	1	119	110	9	51	605	13.8

(SEC ONLY)

Season	GP-GS	Min	Avg	FG	FGA	Pct	3FG	3FGA	Pct	FT	FTA	Pct	Off	Def	Tot	Avg	PF	FO	Ast	TO	Blk	Stl	Pts	Avg
2019	15-15	495	33.0	74	172	.430	26	67	.388	36	52	.692	15	48	63	4.2	31	1	39	30	3	11	210	14.0
2020	2-2	62	31.0	3	22	.136	3	10	.300	7	9	.778	2	4	6	3.0	6	0	5	6	0	2	16	18.0
Totals	17-17	557	32.8	77	194	.397	29	77	.377	43	61	.705	17	52	69	4.1	37	1	44	36	3	13	226	13.3

15 WILDENS LEVEQUE

FRESHMAN - F - 6-11 - 230 - BROCKTON, MASS./GOULD ACADEMY

CAREER HIGHS

Points	12	vs. Cleveland State (Nov. 15, 2019)
FG	4	vs. Cleveland State (Nov. 15, 2019)
FGA	4	vs. Cleveland State (Nov. 15, 2019)
3FG	-	-
3FGA	-	-
FT Made	4	vs. Cleveland State (Nov. 15, 2019)
FT Attempts	5	vs. Cleveland State (Nov. 15, 2019)
Rebounds	8	vs. Wichita State (Nov. 26, 2019)
Assists	1	3x, last at Virginia (Dec. 22, 2019)
Blocks	3	vs. Gardner-Webb (Nov. 22, 2019)
Steals	2	vs. Cleveland State (Nov. 15, 2019)
Minutes	21	vs. George Washington (Dec. 1, 2019)

SUPERLATIVES

Double-figure scoring	1	'19-20
Double-figure rebounding	-	
Double-double	-	
2+ blocks	3	
Team high scoring	-	
Team high rebounding	1	
Team high blocks	1	

includes led, or shared team high



2019-20 GAME-BY-GAME

OPP, DATE	MIN	FG	PCT.	3FG	PCT.	FT	PCT.	O-D-T	PF	A	TO	BLK	STL	PTS
N. Alabama, 11/6	-	-	-	-	-	-	-	-DNP - coach's decision/toe injury	-	-	-	-	-	-
Wyoming, 11/10	15	1-1	1.000	0-0	.000	2-2	1.000	2-2-4	2	0	2	1	0	4
Cleveland St., 11/15	11	4-4	1.000	0-0	.000	4-5	.800	1-0-1	2	0	1	1	2	12
Boston U, 11/19	8	0-1	.000	0-0	.000	0-0	.000	2-0-2	1	0	0	1	0	0
Gardner-Webb, 11/22*	10	0-1	.000	0-0	.000	0-0	.000	0-2-2	2	0	0	3	0	0
vs. Wichita State, 11/26*	20	2-3	.333	0-0	.000	2-4	.500	2-6-8	4	0	0	1	0	6
vs. UNI, 11/27*	10	0-1	.000	0-0	.000	0-0	.000	0-1-1	4	0	1	0	0	0
George Wash., 12/1*	21	3-4	.750	0-0	.000	0-0	.000	2-5-7	2	0	1	2	0	6
at UMass, 12/4*	8	0-1	.000	0-0	.000	0-0	.000	1-0-1	3	1	1	0	0	0
Houston, 12/8*	18	0-0	.000	0-0	.000	0-2	.000	2-1-3	1	1	0	0	0	0
at Clemson, 12/15	2	0-0	.000	0-0	.000	0-0	.000	0-0-0	0	0	1	0	0	0
at Virginia, 12/22	6	0-1	.000	0-0	.000	0-0	.000	1-1-2	1	1	1	0	0	0
Stetson, 12/30	7	1-2	.500	0-0	.000	1-1	1.000	2-4-6	0	0	1	0	1	3
Florida, 1/7	6	0-0	.000	0-0	.000	0-0	.000	0-0-0	3	0	0	0	0	0
at Tennessee, 1/11	9	0-0	.000	0-0	.000	0-0	.000	2-0-2	2	0	0	2	0	0
Kentucky, 1/15														
at Texas A&M, 1/18														
at Auburn, 1/22														
Vanderbilt, 1/25														
at Arkansas, 1/29														
Missouri, 2/1														
at Ole Miss, 2/5														
Texas A&M, 2/8														
at Georgia, 2/12														
Tennessee, 2/15														
at Miss. State, 2/19														
LSU, 2/22														
Georgia, 2/26														
at Alabama, 2/29														
Miss. State, 3/3														
at Vanderbilt, 3/7														

* indicates starter

PLAYER BIO

2019-20

- > Collected a season high eight rebounds vs. Wichita State (Nov. 26)
- > Earned his first-career start in win vs. Gardner-Webb (Nov. 22), blocking a season high three shots
- > First career double-figure scoring performance with 12 points on a perfect 4-of-4 effort from the field and a 4-of-5 mark at the free throw line in home win over Cleveland State (Nov. 15)
- > Made season debut with four points, four rebounds and a block in win over Wyoming (Nov. 10)
- > Suffered toe injury during practice prior to season opener vs. North Alabama; did not see court action vs. the Lions

Personal

- > Averaged 14 points, 13 rebounds and two blocks per game as a junior at Gould Academy, earning NEPSAC AA Honorable Mention accolades
- > Noted as the No. 2 player in the state of Massachusetts by ESPN.com
- > Named All-NEPSAC AA following senior season
- > Labeled as a competitive player with great form on his shot
- > Major is undecided
- > Son of Wildens and Carline Leveque
- > Has two sisters, Wildnese and Karyna
- > Cousin of Nerlens Noel, who played college basketball at Kentucky, and is currently a member of the Oklahoma City Thunder
- > Lists LeBron James as his favorite NBA player, and the Miami Heat as his favorite NBA team

CAREER STATS

Season	GP-GS	Min	Avg	FG	FGA	Pct	3FG	3FGA	Pct	FT	FTA	Pct	Off	Def	Tot	Avg	PF	FO	Ast	TO	Blk	Stl	Pts	Avg
2019-20	14-6	150	10.7	11	19	.579	0	0	.000	9	14	.643	17	22	39	2.8	27	0	3	9	11	3	31	2.2

(SEC ONLY)

Season	GP-GS	Min	Avg	FG	FGA	Pct	3FG	3FGA	Pct	FT	FTA	Pct	Off	Def	Tot	Avg	PF	FO	Ast	TO	Blk	Stl	Pts	Avg
2020	2-0	15	7.5	0	0	.000	0	0	.000	0	0	.000	2	0	2	1.0	5	0	0	0	2	0	0	0.0

FRESHMAN - F - 6-7 - 225 - MARIETTA, GA./LEGACY EARLY COLLEGE

CAREER HIGHS

Points	9	vs. North Alabama (Nov. 6, 2019)
FG	4	vs. North Alabama (Nov. 6, 2019)
FGA	5	vs. North Alabama (Nov. 6, 2019)
3FG	-	-
3FGA	-	-
FT Made	2	vs. Wichita State (Nov. 26, 2019)
FT Attempts	7	vs. North Alabama (Nov. 6, 2019)
Rebounds	6	vs. Wyoming (Nov. 10, 2019)
Assists	1	vs. North Alabama (Nov. 6, 2019)
Blocks	3	vs. Cleveland State (Nov. 15, 2019)
Steals	1	2x, last at UMass (Dec. 4, 2019)
Minutes	20	vs. North Alabama (Nov. 6, 2019)

SUPERLATIVES

Double-figure scoring	'19-20
Double-figure rebounding	-
Double-double	-
2+ blocks	2
Team high scoring	-
Team high rebounding	-
Team high blocks	2

includes led, or shared team high



2019-20 GAME-BY-GAME

OPP, DATE	MIN	FG	PCT.	3FG	PCT.	FT	PCT.	O-D-T	PF	A	TO	BLK	STL	PTS
N. Alabama, 11/6	20	4-5	.800	0-0	.000	1-7	.143	2-2-4	5	1	5	1	0	9
Wyoming, 11/10	15	2-4	.500	0-0	.000	0-0	.000	1-5-6	3	0	2	2	0	4
Cleveland St., 11/15	7	0-4	.000	0-1	.000	0-2	.000	1-1-2	1	0	0	3	0	0
Boston U, 11/19	4	1-2	.500	0-0	.000	0-0	.000	1-0-1	0	0	0	0	0	2
Gardner-Webb, 11/22	14	3-4	.750	0-0	.000	0-0	.000	2-2-4	3	0	1	0	1	6
vs. Wichita State, 11/26	11	0-2	.000	0-0	.000	2-5	.400	1-0-1	3	0	0	0	0	2
vs. UNI, 11/27	3	0-0	.000	0-0	.000	0-2	.000	0-0-0	3	0	0	0	1	0
George Wash., 12/1	7	0-1	.000	0-0	.000	0-0	.000	1-1-2	1	0	0	0	0	0
at UMass, 12/4	16	2-4	.500	0-0	.000	0-0	.000	0-2-2	4	0	1	0	1	4
Houston, 12/8	4	1-1	1.000	0-0	.000	0-0	.000	0-0-0	3	0	0	0	0	2
at Clemson, 12/15	-	-	-	-	-	-	-	DNP - Coaches Decision	-	-	-	-	-	-
at Virginia, 12/22	-	-	-	-	-	-	-	DNP - Coaches Decision	-	-	-	-	-	-
Stetson, 12/30	-	-	-	-	-	-	-	DNP - Coach's Decision	-	-	-	-	-	-
Florida, 1/7	10	0-0	.000	0-0	.000	2-2	1.000	0-3-3	1	0	0	0	0	2
at Tennessee, 1/11	8	1-1	1.000	0-0	.000	0-0	.000	0-2-2	4	0	0	0	0	2
Kentucky, 1/15														
at Texas A&M, 1/18														
at Auburn, 1/22														
Vanderbilt, 1/25														
at Arkansas, 1/29														
Missouri, 2/1														
at Ole Miss, 2/5														
Texas A&M, 2/8														
at Georgia, 2/12														
Tennessee, 2/15														
at Miss. State, 2/19														
LSU, 2/22														
Georgia, 2/26														
at Alabama, 2/29														
Miss. State, 3/3														
at Vanderbilt, 3/7														

* indicates starter

PLAYER BIO

2019-20

- > Scored six points and collected a steal in win vs. Gardner-Webb (Nov. 22)
- > Blocked a team high three shots in win vs. Cleveland State (Nov. 15)
- > Team high two blocks, along with four points and six rebounds in win vs. Wyoming (Nov. 10)
- > Scored nine points, with four rebounds and a block in college debut vs. North Alabama (Nov. 6)

Personal

- > Averaged 18 points and six rebounds as a senior at Legacy Early College
- > Named a USA Today South Carolina All-State Second Team honoree after helping his squad to a 34-5 overall record during senior campaign
- > Scored 18 points to lead his team to the USA National Prep Tournament Championship in March
- > Noted as an athletic combo forward with good court awareness
- > A sport and entertainment management major
- > Son of Walter McCreary and Kristie Gordon
- > Has a brother, Carter
- > Credits Meek Mill as his favorite music artist, and Kevin Durant as his favorite NBA player

CAREER STATS

Season	GP-GS	Min	Avg	FG	FGA	Pct	3FG	3FGA	Pct	FT	FTA	Pct	Off	Def	Tot	Avg	PF	FO	Ast	TO	Blk	Stl	Pts	Avg
2019-20	12-0	118	9.8	14	28	.500	0	1	.000	5	18	.278	9	18	27	2.3	31	1	1	9	6	3	33	2.8

(SEC ONLY)

Season	GP-GS	Min	Avg	FG	FGA	Pct	3FG	3FGA	Pct	FT	FTA	Pct	Off	Def	Tot	Avg	PF	FO	Ast	TO	Blk	Stl	Pts	Avg
2020	2-0	18	9.0	1	11	.000	0	0	.000	2	2	1.000	0	5	5	2.5	5	0	0	0	0	0	4	2.0

R-SOPHOMORE - F - 6-6 - 215 - HARRINGTON PARK, N.J./NORTHERN VALLEY AT OLD TAPPAN


CAREER HIGHS

Points	17	twice, last vs. North Alabama (Nov. 6, 2019)
FG	7	vs. North Alabama (Nov. 6, 2019)
FGA	12	vs. Tennessee (Jan. 20, 2018)
3FG	4	2x, last vs. Ole Miss (March 7, 2018)
3FGA	7	3x, last vs. Norfolk State (Nov. 13, 2018)
FT Made	6	vs. Boston U (Nov. 19, 2019)
FT Attempts	8	vs. Boston U (Nov. 19, 2019)
Rebounds	11	vs. North Alabama (Nov. 6, 2019)
Assists	4	4x, last at Virginia (Dec. 22, 2019)
Blocks	4	vs. Gardner-Webb (Nov. 22, 2019)
Steals	3	vs. Georgia (Feb. 21, 2018)
Minutes	37	2x, last vs. Stetson (Dec. 30, 2019)

SUPERLATIVES

	'19-20	Career
Double-figure scoring	3	17
Double-figure rebounding	2	2
Double-double	1	1
2+ assists	8	26
Team high scoring	1	4
Team high rebounding	5	8
Team high assists	4	8

includes led, or shared team high



2019-20 GAME-BY-GAME

OPP, DATE	MIN	FG	PCT.	3FG	PCT.	FT	PCT.	O-D-T	PF	A	TO	BLK	STL	PTS
N. Alabama, 11/6*	33	7-10	.700	0-1	.000	3-4	.750	4-7-11	1	1	1	0	1	17
Wyoming, 11/10*	27	1-6	.167	1-5	.200	0-0	.000	0-4-4	3	3	0	1	0	3
Cleveland St., 11/15*	21	0-9	.000	0-3	.000	0-0	.000	2-0-2	2	1	2	0	0	0
Boston U, 11/19*	27	2-4	.500	0-1	.000	6-8	.750	2-1-3	0	1	0	1	2	10
Gardner-Webb, 11/22*	25	1-4	.250	0-2	.000	3-4	.750	1-2-3	1	2	3	4	1	5
vs. Wichita State, 11/26*	28	2-4	.500	0-0	.000	1-2	.500	3-2-5	2	1	2	0	0	5
vs. UNI, 11/27*	34	3-8	.375	2-7	.285	0-2	.000	1-4-5	1	2	1	0	0	8
George Wash., 12/1*	36	3-6	.500	1-3	.333	1-2	.000	2-6-8	0	4	0	1	0	8
at UMass, 12/4*	31	3-6	.500	0-1	.000	3-4	.750	1-5-6	4	4	3	1	0	9
Houston, 12/8*	35	2-7	.286	1-5	.200	2-2	1.000	4-2-6	0	4	0	0	0	7
at Clemson, 12/15*	19	1-4	.250	1-3	.333	0-0	.000	3-3-6	5	0	0	0	0	3
at Virginia, 12/22*	36	5-9	.556	1-5	.200	1-1	1.000	0-4-4	1	4	0	1	1	12
Stetson, 12/30*	37	2-8	.250	1-2	.500	1-2	.500	3-6-9	1	2	0	0	0	6
Florida, 1/7*	20	1-3	.333	0-1	.000	2-4	.500	1-4-5	3	1	1	1	0	4
at Tennessee, 1/11*	34	0-4	.000	0-2	.000	0-0	.000	0-10-10	4	0	3	3	2	0
Kentucky, 1/15														
at Texas A&M, 1/18														
at Auburn, 1/22														
Vanderbilt, 1/25														
at Arkansas, 1/29														
Missouri, 2/1														
at Ole Miss, 2/5														
Texas A&M, 2/8														
at Georgia, 2/12														
Tennessee, 2/15														
at Miss. State, 2/19														
LSU, 2/22														
Georgia, 2/26														
at Alabama, 2/29														
Miss. State, 3/3														
at Vanderbilt, 3/7														

* indicates starter

PLAYER BIO

2019-20

- > Tallied 12 points (10 in the second half) in road win at No. 9 UVA (Dec. 22); had team-high four assists that matched a career-best
- > Had nine points, six rebounds and four assists in road win at UMass (Dec. 4)
- > Scored eight points, behind a pair of 3s, vs. UNI (Nov. 27)
- > Blocked a career high four shots in win over Gardner-Webb (Nov. 22)
- > Scored 10 points, hitting 6-of-8 attempts at the foul line vs. Boston U (Nov. 19)
- > Dished a team high three assists vs. Wyoming (Nov. 10); also was strong defensively, holding the Cowboys' top offensive threat to just 10 points and two made field goals
- > Matched career high with 17 points, while setting a career high with 11 rebounds for first-career double-double in season opener vs. North Alabama (Nov. 6)

Career Highlights

- > Posted 11 double-figure scoring games as a freshman, including a career high 17 points in a Gamecock win vs. UMass (12/2/17)
- > Started 30 games as a rookie
- > Before suffering knee injury, saw action in five games, averaging 7.4 points and 5.6 rebounds per outing, as a sophomore

Personal

- > Averaged 19.5 points, 11.3 rebounds and 5.5 assists per game as a senior
- > Named 2017 The Record Player of the Year
- > Also played baseball during high school career
- > Son of Omar and Rachel Minaya
- > Father, Omar, is currently a special assistant to the general manager for the New York Mets; has served as an executive for several Major League Baseball teams, such as the Montreal Expos, the New York Mets and the San Diego Padres
- > Has a brother, Teddy
- > The best advice he has ever received is to "believe in yourself"
- > Credits his favorite sport other than basketball as baseball
- > Represented the Dominican Republic at the FIBA 2016 U17 World Championship, scoring 6.7 points and pulling down 5.7 rebounds per game
- > During the summer of 2018, joined USA East Coast for a

CAREER STATS

Season	GP-GS	Min	Avg	FG	FGA	Pct	3FG	3FGA	Pct	FT	FTA	Pct	Off	Def	Tot	Avg	PF	FO	Ast	TO	Blk	Stl	Pts	Avg
2017-18	32-30	860	26.9	90	231	.391	39	107	.364	35	51	.686	52	82	134	4.2	64	1	47	40	8	20	254	7.9
2018-19	5-5	128	26.6	15	33	.455	2	15	.133	5	7	.714	10	18	28	5.6	18	2	8	4	1	3	37	7.4
2019-20	15-15	443	29.5	33	92	.359	8	41	.195	23	35	.657	27	60	87	5.8	28	1	30	16	13	7	97	6.5
Totals	52-50	1431	27.5	138	356	.388	49	163	.301	63	93	.677	89	160	249	4.8	110	4	85	60	22	30	388	7.5

(SEC ONLY)

Season	GP-GS	Min	Avg	FG	FGA	Pct	3FG	3FGA	Pct	FT	FTA	Pct	Off	Def	Tot	Avg	PF	FO	Ast	TO	Blk	Stl	Pts	Avg
2018	17-15	455	26.8	39	111	.351	16	51	.314	13	19	.684	26	41	67	3.9	34	1	28	17	4	11	107	6.3
2020	2-2	54	27.0	1	7	.143	0	3	.000	2	4	.500	1	14	15	7.5	7	0	1	4	4	2	4	2.0
Totals	19-17	509	26.8	40	118	.339	16	54	.296	15	23	.652	27	55	82	4.3	41	1	29	21	8	13	111	5.8

1 TJ MOSS

R-FRESHMAN - G - 6-4 - 195 - MEMPHIS, TENN./FINDLAY PREP (NEVADA)

CAREER HIGHS

Points	12	vs. Providence (Nov. 17, 2018)
FG	5	vs. Providence (Nov. 17, 2018)
FGA	10	vs. Providence (Nov. 17, 2018)
3FG	3	vs. George Washington (Nov. 18, 2018)
3FGA	5	2x, last vs. Coastal Carolina (Nov. 30, 2018)
FT Made	2	vs. George Washington (Nov. 18, 2018)
FT Attempts	2	3x, vs. Coastal Carolina (Nov. 30, 2018)
Rebounds	5	vs. Wyoming (Nov. 10, 2019)
Assists	4	twice, last vs. Cleveland State (Nov. 15, 2019)
Blocks	1	vs. Stetson (Dec. 30, 2019)
Steals	2	vs. Cleveland State (Nov. 15, 2019)
Minutes	32	at Wyoming (Dec. 5, 2018)

SUPERLATIVES

	'19-20	Career
Double-figure scoring	-	2
Double-figure rebounding	-	-
Double-double	-	-
2+ assists	3	6
Team high scoring	-	-
Team high rebounding	-	-
Team high assists	1	2

includes led, or shared team high



2019-20 GAME-BY-GAME

OPP, DATE	MIN	FG	PCT.	3FG	PCT.	FT	PCT.	O-D-T	PF	A	TO	BLK	STL	PTS
N. Alabama, 11/6	19	1-5	.200	0-1	.000	1-2	.500	0-0-0	2	2	3	0	1	3
Wyoming, 11/10	20	1-6	.167	1-3	.333	1-2	.500	2-3-5	1	2	0	0	0	4
Cleveland St., 11/15	20	2-6	.333	2-5	.400	0-0	.000	0-3-3	0	4	2	0	2	6
Boston U, 11/19	20	0-6	.000	0-3	.000	0-2	.000	0-2-2	2	4	3	0	1	0
Gardner-Webb, 11/22	11	0-4	.000	0-3	.000	0-0	.000	0-0-0	0	2	0	0	0	0
vs. Wichita State, 11/26	9	1-5	.200	0-1	.000	0-0	.000	0-1-1	1	0	1	0	0	2
vs. UNI, 11/27	9	1-3	.333	0-1	.000	0-0	.000	0-0-0	0	1	0	0	1	2
George Wash., 12/1	11	1-2	.500	0-0	.000	1-2	.500	0-2-2	1	2	1	0	0	3
at UMass, 12/4	11	1-3	.333	0-2	.000	0-2	.000	0-0-0	1	2	2	0	0	2
Houston, 12/8	22	2-7	.286	2-5	.400	1-2	.500	0-3-3	2	3	2	0	0	7
at Clemson, 12/15	5	0-0	.000	0-0	.000	0-0	.000	0-0-0	0	0	0	0	0	0
at Virginia, 12/22	3	0-0	.000	0-0	.000	0-0	.000	0-0-0	0	0	1	0	0	0
Stetson, 12/30	20	2-4	.500	1-3	.333	0-0	.000	0-1-1	5	1	1	1	0	5
Florida, 1/7	13	1-1	1.000	0-0	.000	0-0	.000	0-0-0	2	2	3	0	1	2
at Tennessee, 1/11	15	1-1	1.000	0-0	.000	0-0	.000	0-0-0	2	2	1	0	0	2
Kentucky, 1/15														
at Texas A&M, 1/18														
at Auburn, 1/22														
Vanderbilt, 1/25														
at Arkansas, 1/29														
Missouri, 2/1														
at Ole Miss, 2/5														
Texas A&M, 2/8														
at Georgia, 2/12														
Tennessee, 2/15														
at Miss. State, 2/19														
LSU, 2/22														
Georgia, 2/26														
at Alabama, 2/29														
Miss. State, 3/3														
at Vanderbilt, 3/7														

* indicates starter

PLAYER BIO

2019-20

- > Hit a pair of 3s and dished four assists in home win over Cleveland State (Nov. 15)
- > Dished out two assists and collected a steal in season opener vs. North Alabama (Nov. 6)

Career Highlights

- > Saw action in seven games as a rookie before being sidelined for the remainder of the season due to injury
- > Posted two double-figure scoring games as a freshman, including a season high 12 points vs. Providence

Personal

- > Listed as a four-star prospect according to ESPN.com, and a three-star prospect according to 247sports.com
- > Helped lead his Findlay Prep squad to a 32-5 overall record in 2017-18, advancing to the semifinal round of the high school national tournament
- > Averaged a team high 6.2 assists per game at Findlay Prep
- > Prior to time at Findlay Prep, spent three seasons at Memphis East High School, helping his squad to a combined 65-5 record during his final two seasons
- > A fashion merchandising major
- > Son of Terrence and Timitra Moss
- > Has two brothers, Tevin and Tyler
- > Favorite athlete is Kevin Durant
- > His dream job is to be a fashion designer and own his own clothing line

CAREER STATS

Season	GP-GS	Min	Avg	FG	FGA	Pct	3FG	3FGA	Pct	FT	FTA	Pct	Off	Def	Tot	Avg	PF	FO	Ast	TO	Blk	Stl	Pts	Avg
2018-19	7-3	144	20.6	16	41	.390	8	24	.333	4	6	.667	0	13	13	1.9	8	0	13	14	0	4	44	6.3
2019-20	15-0	208	13.9	14	53	.264	6	27	.222	4	12	.333	2	15	17	1.1	19	1	27	20	1	6	38	2.5
Totals	22-3	352	16.0	30	94	.319	14	51	.275	8	18	.444	2	28	30	1.4	27	1	40	34	1	10	82	3.7

(SEC ONLY)

Season	GP-GS	Min	Avg	FG	FGA	Pct	3FG	3FGA	Pct	FT	FTA	Pct	Off	Def	Tot	Avg	PF	FO	Ast	TO	Blk	Stl	Pts	Avg
2020	2-0	28	14.0	2	21	.000	0	0	.000	0	0	.000	0	0	0	0.0	4	0	4	4	0	1	4	2.0

SOPHOMORE - F - 6-6 - 189 - MURFREESBORO, TENN./BLACKMAN


CAREER HIGHS

Points	2	vs. Wyoming (Nov. 10, 2019)
FG	1	vs. Wyoming (Nov. 10, 2019)
FGA	2	vs. North Greenville (Dec. 31, 2018)
3FG	-	-
3FGA	1	vs. North Greenville (Dec. 31, 2018)
FT Made	-	-
FT Attempts	-	-
Rebounds	2	vs. North Alabama (Nov. 6, 2019)
Assists	-	-
Blocks	-	-
Steals	1	vs. Georgia (March 9, 2019)
Minutes	5	at Clemson (Dec. 15, 2019)

SUPERLATIVES

	'19-20	Career
Double-figure scoring	-	-
Double-figure rebounding	-	-
Double-double	-	-
2+ blocks	-	-
Team high scoring	-	-
Team high rebounding	-	-
Team high blocks	-	-

includes led, or shared team high



2019-20 GAME-BY-GAME

OPP, DATE	MIN	FG	PCT.	3FG	PCT.	FT	PCT.	O-D-T	PF	A	TO	BLK	STL	PTS
N. Alabama, 11/6	1	0-2	.000	0-0	.000	0-0	.000	2-0-2	1	0	1	0	0	0
Wyoming, 11/10	4	1-1	1.000	0-0	.000	0-0	.000	0-0-0	0	0	0	0	0	2
Cleveland St., 11/15	3	0-0	.000	0-0	.000	0-0	.000	0-0-0	1	0	0	0	0	0
Boston U, 11/19	-	-	-	-	-	-	-	DNP - Coaches Decision	-	-	-	-	-	-
Gardner-Webb, 11/22	-	-	-	-	-	-	-	DNP - Coaches Decision	-	-	-	-	-	-
vs. Wichita State, 11/26	1	0-0	.000	0-0	.000	0-0	.000	0-0-0	0	0	0	0	0	0
vs. UNI, 11/27	-	-	-	-	-	-	-	DNP - Coaches Decision	-	-	-	-	-	-
George Wash., 12/1	-	-	-	-	-	-	-	DNP - Coaches Decision	-	-	-	-	-	-
at UMass, 12/4	-	-	-	-	-	-	-	DNP - Coaches Decision	-	-	-	-	-	-
Houston, 12/8	-	-	-	-	-	-	-	DNP - Coaches Decision	-	-	-	-	-	-
at Clemson, 12/15	5	0-0	.000	0-0	.000	0-0	.000	0-0-0	3	0	0	0	0	0
at Virginia, 12/22	-	-	-	-	-	-	-	DNP - Coaches Decision	-	-	-	-	-	-
Stetson, 12/30	-	-	-	-	-	-	-	DNP - Coaches Decision	-	-	-	-	-	-
Florida, 1/7	-	-	-	-	-	-	-	DNP - Coaches Decision	-	-	-	-	-	-
at Tennessee, 1/11	-	-	-	-	-	-	-	DNP - Coaches Decision	-	-	-	-	-	-
Kentucky, 1/15	-	-	-	-	-	-	-	-	-	-	-	-	-	-
at Texas A&M, 1/18	-	-	-	-	-	-	-	-	-	-	-	-	-	-
at Auburn, 1/22	-	-	-	-	-	-	-	-	-	-	-	-	-	-
Vanderbilt, 1/25	-	-	-	-	-	-	-	-	-	-	-	-	-	-
at Arkansas, 1/29	-	-	-	-	-	-	-	-	-	-	-	-	-	-
Missouri, 2/1	-	-	-	-	-	-	-	-	-	-	-	-	-	-
at Ole Miss, 2/5	-	-	-	-	-	-	-	-	-	-	-	-	-	-
Texas A&M, 2/8	-	-	-	-	-	-	-	-	-	-	-	-	-	-
at Georgia, 2/12	-	-	-	-	-	-	-	-	-	-	-	-	-	-
Tennessee, 2/15	-	-	-	-	-	-	-	-	-	-	-	-	-	-
at Miss. State, 2/19	-	-	-	-	-	-	-	-	-	-	-	-	-	-
LSU, 2/22	-	-	-	-	-	-	-	-	-	-	-	-	-	-
Georgia, 2/26	-	-	-	-	-	-	-	-	-	-	-	-	-	-
at Alabama, 2/29	-	-	-	-	-	-	-	-	-	-	-	-	-	-
Miss. State, 3/3	-	-	-	-	-	-	-	-	-	-	-	-	-	-
at Vanderbilt, 3/7	-	-	-	-	-	-	-	-	-	-	-	-	-	-

* indicates starter

PLAYER BIO

2019-20

- > Scored the first points of his career in home win over Wyoming (Nov. 10)
- > Collected two rebounds in season opener vs. North Alabama (Nov. 6)

Personal

- > Played prep basketball at Blackman High School in Murfreesboro, Tenn.
- > Averaged 9.0 points, 5.7 rebounds and 2.3 assists per game as a senior
- > Helped team to a 32-1 record during senior campaign, and the team was ranked second in Tennessee
- > Hit 49 percent from the field, 44 percent from 3-point range and 80 percent from the free throw line as a senior
- > Named to the Murfreesboro Post's All-County second team following senior campaign
- > Son of Lynn Nelson and Antoinette van Zelm
- > Has a sister, Elizabeth
- > A political science major
- > His favorite NBA team is the Memphis Grizzlies
- > His dream job is to be a CIA agent

CAREER STATS

Season	GP-GS	Min	Avg	FG	FGA	Pct	3FG	3FGA	Pct	FT	FTA	Pct	Off	Def	Tot	Avg	PF	FO	Ast	TO	Blk	Stl	Pts	Avg
2018-19	4-0	6	1.5	0	2	.000	0	1	.000	0	0	.000	0	1	1	0.3	1	0	0	0	0	1	0	0.0
2019-20	5-0	14	2.8	1	3	.333	0	0	.000	0	0	.000	2	0	2	0.4	5	0	0	1	0	0	2	0.4
Totals	9-0	20	2.2	1	5	.200	0	1	.000	0	0	.000	2	1	3	0.3	6	0	0	1	0	1	2	0.2

(SEC ONLY)

Season	GP-GS	Min	Avg	FG	FGA	Pct	3FG	3FGA	Pct	FT	FTA	Pct	Off	Def	Tot	Avg	PF	FO	Ast	TO	Blk	Stl	Pts	Avg
2019	3-0	4	1.3	0	0	.000	0	0	.000	0	0	.000	0	0	0	0.0	1	0	0	0	0	1	0	0.0

25 SEVENTH WOODS

SENIOR - 6 - 6-2 - 189 - COLUMBIA, S.C./HAMMOND/NORTH CAROLINA



CAREER HIGHS

Points	14	vs. Gonzaga (Dec. 15, 2018)
FG	6	vs. Gonzaga (Dec. 15, 2018)
FGA	9	vs. Gonzaga (Dec. 15, 2018)
3FG	2	2 vs. Gonzaga (Dec. 15, 2018)
3FGA	2	4x, last vs. Louisville (Jan. 12, 2019)
FT Made	4	3x, last vs. Notre Dame (Jan. 15, 2019)
FT Attempts	6	twice, last vs. NC State (Jan. 8, 2017)
Rebounds	4	4x, last vs. Gonzaga (Dec. 15, 2018)
Assists	8	vs. Tennessee Tech (Nov. 16, 2018)
Blocks	1	7x, last vs. Notre Dame (Jan. 15, 2019)
Steals	4	vs. Saint Francis (Nov. 19, 2018)
Minutes		

SUPERLATIVES

Double-figure scoring	Career	1
Double-figure rebounding		-
Double-double		-
2+ assists		35
Team high scoring*		-
Team high rebounding*		-
Team high assists*		-

*includes led, or shared team high
* at Carolina*

PLAYER BIO

2019-20

> Not available this season due to NCAA transfer rules

Career Highlights

- > Saw action in 94 career games at North Carolina, averaging 1.8 points and 1.1 rebounds per game; a member of UNC's 2017 national championship team
- > Played prep career at Hammond School in Columbia, averaging 18.9 points, 4.5 rebounds and five assists per game as a senior
- > Helped 2015 Hammond squad capture state championship
- > Twice named Mr. Basketball in the state of South Carolina, while collecting other accolades such as all-region and all-state honors, while also being named the South Carolina Independent Schools Association Player of the Year four times during prep career

Personal

- > A psychology major
- > Son of Luis and Monica Woods
- > Youngest of six siblings - has four brothers, Eric, Chris, Charles and Louis, and a sister, Octavia
- > Lists Demarcus Cousins as his favorite NBA player

CAREER STATS

Season	GP-GS	Min	Avg	FG	FGA	Pct	3FG	3FGA	Pct	FT	FTA	Pct	Off	Def	Tot	Avg	PF	FO	Ast	TO	Blk	Stl	Pts	Avg
2016-17*	40-0	309	7.7	17	60	.283	2	11	.182	25	41	.610	6	49	55	1.4	28	1	49	42	2	21	61	1.5
2017-18*	20-0	140	7.0	9	30	.300	0	4	.000	4	5	.800	1	13	14	0.7	21	0	20	12	1	6	22	1.1
2018-19*	34-1	366	10.8	31	74	.419	4	10	.400	18	28	.643	4	29	33	1.0	39	0	72	51	4	30	84	2.5
Totals	94-1	815	8.7	57	164	.348	6	25	.240	47	74	.635	11	91	102	1.1	88	1	141	105	7	57	167	1.8

* at North Carolina

THE LAST TIME IN SOUTH CAROLINA BASKETBALL

AN INDIVIDUAL ...

Scored 20 or more points:	South Carolina: Jair Bolden (22) at Virginia, Dec. 22, 2019, in Charlottesville, Va. Opponent: Andrew Nembhard (21), Florida, Jan. 7, 2020, in Columbia, S.C.
Scored 30 or more points:	South Carolina: Chris Silva (32), vs. Auburn, Jan. 22, 2019, in Columbia, S.C. Opponent: Nathan Hoover (30), Wofford, Nov. 26, 2018, in Columbia, S.C.
Scored 35 or more points:	South Carolina: Sindarius Thornwell (44) vs. Alabama, Feb. 7, 2017, in Columbia, S.C. Opponent: Kevin Punter (36), Tennessee, Jan. 23, 2016, in Knoxville, Tenn.
Scored 40 or more points:	South Carolina: Sindarius Thornwell (44), vs. Alabama, Feb. 7, 2017, in Columbia, S.C. Opponent: Austin Carr (43), Notre Dame, Dec. 30, 1969, in New Orleans, La.
Collected 20 or more rebounds:	South Carolina: Sindarius Thornwell (21), vs. Alabama, Feb. 7, 2017, in Columbia, S.C. Opponent: Ekpe Udoh (20), Baylor, Jan. 2, 2010, in Columbia, S.C.
Collected 15 or more rebounds:	South Carolina: Chris Silva (17), vs. Texas A&M, March 5, 2019, in College Station, Texas Opponent: Amile Jefferson (15), Duke, March 19, 2017, in Greenville, S.C.
Made 12 or more field goals:	South Carolina: Laimonas Chatkevicius (15), vs. High Point, March 15, 2016, in Columbia, S.C. Opponent: Michael Frazier II (12), Florida, March 4, 2014, in Columbia, S.C.
Made 10 or more field goals:	South Carolina: Chris Silva (11), vs. Auburn, Jan. 22, 2019, in Columbia, S.C. Opponent: Luwane Pipkins (10), UMass, Dec. 2, 2017, in Columbia, S.C.
Attempted 20 or more field goals:	South Carolina: Sindarius Thornwell (25) & PJ Dozier (24), vs. Alabama, Feb. 7, 2017, in Columbia, S.C. Opponent: Arnel Potter (22), vs. George Washington, Dec. 1, 2019, in Columbia, S.C.
Attempted 25 or more field goals:	South Carolina: Sindarius Thornwell (25), vs. Alabama, Feb. 7, 2017, in Columbia, S.C. Opponent: Kemmy Burgess (26), Alaska-Anchorage, Nov. 24, 2005, in Anchorage, Alaska
Dished 10 or more assists:	South Carolina: Devan Downey (11), vs. LSU, March 13, 2008 in Atlanta, Ga. Opponent: Andrew Nembhard (10), Florida, March 5, 2016, in Fayetteville, Ark.
Swiped 5 or more steals:	South Carolina: Sindarius Thornwell (5) vs. Texas A&M, Jan. 7, 2017, in Columbia, S.C. Opponent: Thomas Wilder (6), Western Michigan, Nov. 13, 2017, in Columbia, S.C.
Blocked 5 or more shots:	South Carolina: Maik Kotsar (6), vs. North Greenville, Dec. 31, 2018, in Columbia, S.C. Opponent: Abdul Adu (6), Mississippi State, Feb. 23, 2019, in Starkville, Miss.
Made 5 or more 3-point field goals:	South Carolina: A.J. Lawson (6), vs. Texas A&M, Feb. 16, 2019, in Columbia, S.C. Opponent: Jamison Battle (6), George Washington, Dec. 1, 2019, in Columbia, S.C.
Attempted 8 or more 3-point field goals:	South Carolina: AJ Lawson (8), vs. Florida, Jan. 7, 2020, in Columbia, S.C. Opponent: Jordan Bowden (12), Tennessee, Jan. 11, 2020, in Knoxville, Tenn.
Made 10 or more free throws:	South Carolina: AJ Lawson (12), vs. Cleveland State, Nov. 15, 2019, in Columbia, S.C. Opponent: Christiaan Jones (20), Stetson, Dec. 30, 2019, in Columbia, S.C.
Attempted 15 or more free throws:	South Carolina: Chris Silva (16), vs. Georgia, March 9, 2019, in Columbia, S.C. Opponent: Saben Lee (16), Vanderbilt, Jan. 16, 2019, in Nashville, Tenn.
Played all 40 minutes of regulation:	South Carolina: Duane Notice, vs. Texas A&M, Feb. 21, 2015, in Columbia, S.C. Opponent: Maceo Jack, George Washington, Dec. 1, 2019, in Columbia, S.C.
A player hit a last-second shot (within 3 seconds) to win a game:	South Carolina: Chris Silva (Dunk), at Florida, Jan. 5, 2019, in Gainesville, Fla. Opponent: JJ Frazier (Free Throws), Georgia, March 11, 2016, in Nashville, Tenn.
A player had a double-double:	South Carolina: Alanzo Frink (11 points, 10 rebounds), vs. Cleveland State, Nov. 15, 2019, in Columbia, S.C. Opponent: John Fulkerson (15 points, 10 rebounds), Tennessee, Jan. 11, 2020, in Knoxville, Tenn.
Two or more players had a double-double:	South Carolina: Chris Silva (19 points, 11 rebounds) & Frank Booker (27 points, 10 rebounds), vs. Auburn, March 3, 2018, in Auburn, Ala. Opponent: Nicolas Claxton (13 points, 10 rebounds) & Derek Ogbeide (11 points, 10 rebounds), Georgia, March 9, 2019, in Columbia, S.C..
A player had a triple-double:	South Carolina: Sam Muldrow (16 points, 14 rebounds, 10 blocks) vs. Vanderbilt, Jan. 8, 2011, in Columbia, S.C. Opponent: Daniel Hackett (Southern California - 22 points, 10 rebounds, 10 assists), Nov. 17, 2007, in Columbia, S.C. <i>*** Only second triple-double in South Carolina history (Chuck Eidson (25 points, 10 rebounds, 10 assists) vs. SC State, Nov. 29, 2002, in Columbia, S.C..</i>
Scored 30 or more points in back-to-back games:	South Carolina: Devan Downey, 30 vs. Kentucky, Jan. 26, 2010, in Columbia, S.C. 33 vs. Georgia, Jan. 30, 2010, in Columbia, S.C.
Scored 25 or more points in back-to-back games:	South Carolina: Frank Booker, 25, vs. LSU, Feb. 28, 2018, in Columbia, S.C. 27, at Auburn, March 3, 2018, in Auburn, Ala.

A TEAM ...

Scored 100 or more points:	South Carolina: 103 vs. The Citadel, Nov. 12, 2007, in Columbia, S.C. Opponent: 107, Vanderbilt, Feb. 17, 1996, in Nashville, Tenn.
Scored 50 points or less:	South Carolina: 47, vs. Wichita State, Nov. 26, 2019, in Cancun Opponent: 32, Wyoming, Nov. 10, 2019, in Columbia, S.C.
Scored 50 points in a half:	South Carolina: 50 (1st half) vs. Coastal Carolina, Nov. 30, 2018, in Columbia, S.C. Opponent: 50 (2nd half), Stony Brook, Nov. 9, 2018, in Columbia, S.C.
Failed to score 25 points in a half:	South Carolina: 22 (1st half), Wichita State, Nov. 26, 2019, in Cancun Opponent: 24 (1st half), Virginia, Dec. 22, 2019, in Charlottesville, Va.

Collected 50 or more rebounds:	South Carolina: 50, vs. USC Upstate, Nov. 6, 2018, in Columbia Opponent: 50, Kentucky, Feb. 5, 2019, in Lexington, Ky.
Shot 60% or better from the field:	South Carolina: 60.0% (39-65), vs. High Point, March 15, 2016, in Columbia, S.C. Opponent: 69.6% (32-46) Missouri, Feb. 28, 2013, in Columbia, S.C.
Shot 50% or better from the field:	South Carolina: 55.1% (27-49), at Virginia, Dec. 22, 2019, in Charlottesville, Va. Opponent: 50.0% (26-52), Houston, Dec. 8, 2019, in Columbia, S.C.
Shot less than 30% from the field:	South Carolina: 27.8% (15-54), vs. Florida, Feb. 10, 2018, in Columbia, S.C. Opponent: 25.9% (14-54), Tennessee, Jan. 11, 2020, in Knoxville, Tenn.
Shot 50% or better from 3-point range (at least 10 attempts):	South Carolina: 56.5% (13-23), vs. Texas A&M, March 5, 2019, in College Station, Texas Opponent: 52.9% (9-17), Houston, Dec. 8, 2019, in Columbia, S.C.
Shot 20% or less from 3-point range (at least 10 attempts):	South Carolina: 15.4% (2-13), at Tennessee, Jan. 11, 2020, in Knoxville, Tenn. Opponent: 19.4% (6-31), Tennessee, Jan. 11, 2020, in Knoxville, Tenn.
Dished 20 or more assists:	South Carolina: 22, vs. UMass, Dec. 4, 2019, in Amherst, Mass. Opponent: 22, Tennessee, Feb. 13, 2019, in Knoxville, Tenn.
Made 35 or more shots:	South Carolina: 35, vs. Marquette, March 17, 2017, in Greenville, S.C. Opponent: 36, Tennessee, Jan. 29, 2019, in Columbia, S.C.
Attempted 80 or more shots:	South Carolina: 82, vs. Cleveland State, Nov. 15, 2019, in Columbia, S.C. Opponent: 83, LSU, Feb. 10, 1996, in Columbia, S.C.
Attempted 70 or more shots:	South Carolina: 82, vs. Cleveland State, Nov. 15, 2019, in Columbia, S.C. Opponent: 70, Stony Brook, Nov. 9, 2018, in Columbia, S.C.
Made 10 or more 3-pointers:	South Carolina: 10, vs. Auburn, March 15, 2019, in Nashville Opponent: 10, UMass, Dec. 4, 2019, in Amherst, Mass.
Did not make a 3-pointer:	South Carolina: USC Upstate, Nov. 6, 2018, in Columbia Opponent: Florida, Jan. 18, 2017, in Columbia, S.C.
Attempted 30 or more 3-pointers:	South Carolina: 31, vs. Texas A&M, Feb. 16, 2019, in Columbia, S.C. Opponent: 31, Tennessee, Jan. 11, 2020, in Knoxville, Tenn.
Attempted 25 or more 3-pointers:	South Carolina: 25, vs. Houston Dec. 8, 2019, in Columbia, S.C. Opponent: 25, Boston U, Nov. 19, 2019, in Columbia, S.C.
Made 30 or more free throws:	South Carolina: 35, vs. Alabama, Feb. 7, 2017, in Columbia, S.C. Opponent: 32, LSU, Jan. 19, 2019, in Baton Rouge, La.
Attempted 40 or more free throws:	South Carolina: 50, vs. Alabama, Feb. 7, 2017, in Columbia, S.C. Opponent: 42, Kentucky, March 1, 2014, in Columbia, S.C.
Swiped 15 or more steals:	South Carolina: 15 vs. Vanderbilt, Jan. 16, 2010, in Columbia, S.C. Opponent: 15, Monmouth, Nov. 15, 2016, in Columbia, S.C.
Blocked 12 or more shots:	South Carolina: 12, vs. Coastal Carolina, Nov. 30, 2018, in Columbia, S.C. Opponent: 12, Mississippi State, Jan. 26, 2016, in Columbia, S.C.
Blocked 8 or more shots:	South Carolina: 8, at Tennessee, Jan. 11, 2020, in Knoxville, Tenn. Opponent: 11, Tennessee, Jan. 11, 2020, in Knoxville, Tenn.
Won by 30 or more points:	South Carolina: 34, vs. Wyoming, Nov. 10, 2019, in Columbia, S.C. Opponent: 34, Kentucky, Feb. 14, 2015, in Lexington, Ky.
Won by 20 or more points:	South Carolina: 27, vs. Cleveland State, Nov. 15, 2019, in Columbia, S.C. Opponent: 23, Wichita State, Nov. 26, 2019, in Cancun
Played a single overtime game:	Win: 83-74, vs. LSU, Feb. 28, 2018, in Columbia, S.C. Loss: 72-68 at Mississippi State, Feb. 24, 2018, in Starkville, Miss.
Played a double overtime game:	Win: 87-85 vs. WKU, Nov. 27, 2010, in Bowling Green, Ky. Loss: 98-88 vs. Louisville, Feb. 20, 1988, in Columbia, S.C.
South Carolina played a No. 1 Team in the country:	Win: 68-62 vs. No. 1/1 Kentucky, Jan. 26, 2010, in Columbia, S.C. Loss: 85-73 loss to No. 1/1 Tennessee, Feb. 13, 2019, in Knoxville, Tenn.
South Carolina played a top-5 opponent:	Win: 68-62 vs. No. 1/1 Kentucky, Jan. 26, 2010, in Columbia, S.C. Loss: 85-73 loss to No. 1/1 Tennessee, Feb. 13, 2019, in Knoxville, Tenn.
South Carolina played a top-10 opponent:	Win: 70-59 win at No. 9/7 Virginia, Dec. 22, 2019, in Charlottesville, Va. Loss: 85-73 loss to No. 1/1 Tennessee, Feb. 13, 2019, in Knoxville, Tenn.
South Carolina played a top-25 opponent:	Win: 70-59 win at No. 9/7 Virginia, Dec. 22, 2019, in Charlottesville, Va. Loss: 73-64 loss to No. 22 Auburn, March 15, 2019, in Nashville
South Carolina defeated a ranked opponent:	Home: 80-77 win vs. No. 16/15 Auburn, Jan. 22, 2019, in Columbia, S.C. Away: 70-59 win at No. 9/7 Virginia, Dec. 22, 2019, in Charlottesville, Va. Neutral: 77-70 vs. No. 20/17 Florida, March 26, 2017, in New York City SEC Home: 80-77 win vs. No. 16/15 Auburn, Jan. 22, 2019, in Columbia, S.C. SEC Away: 77-72 win at No. 20/22 Florida, Jan. 24, 2018, in Gainesville, Fla. Non-conference away: 70-59 win at No. 9/7 Virginia, Dec. 22, 2019, in Charlottesville, Va.
South Carolina defeated a top 10 opponent:	Home: 84-75 win vs. No. 10/11 Auburn, Feb. 17, 2018, in Columbia, S.C. Away: 70-59 win at No. 9/7 Virginia, Dec. 22, 2019, in Charlottesville, Va. Neutral: 88-81 win vs. No. 7/7 Duke, March 19, 2017, in Greenville, S.C.
A South Carolina win opened the season:	Home: 77-55 win vs. North Alabama on Nov. 6, 2019, in Columbia, S.C. Away: 73-52 win at Wofford on Nov. 10, 2017, in Spartanburg, S.C. Neutral: 74-61 win vs. Chaminade, Nov. 19, 2001, in Maui, Hawaii (Maui Invite)
South Carolina opened SEC play:	Home: 81-68 loss vs. Florida, Jan. 7, 2020, in Columbia, S.C. Away: 56-55 loss at Tennessee, Jan. 11, 2020, in Knoxville, Tenn.



The Automated ScoreBook
 South Carolina Combined Team Statistics (as of Jan 11, 2020)
 All games

RECORD:	OVERALL	HOME	AWAY	NEUTRAL
ALL GAMES	8-7	5-4	3-1	0-2
CONFERENCE	0-2	0-1	0-1	0-0
NON-CONFERENCE	8-5	5-3	3-0	0-2

#	Player	gp-gs	min	avg	Total		3-Point		F-Throw		Rebounds				pf	dq	a	to	blk	stl	pts	avg
					fg-fga	fg%	3fg-fga	3fg%	ft-fa	ft%	off	def	tot	avg								
00	LAWSON, AJ	15-15	415	27.7	69-171	.404	26-78	.333	53-68	.779	6	40	46	3.1	29	0	36	36	2	19	217	14.5
21	KOTSAR, Maik	15-15	459	30.6	69-131	.527	0-0	.000	23-40	.575	35	59	94	6.3	47	1	24	25	14	22	161	10.7
52	BOLDEN, Jair	15-15	347	23.1	51-121	.421	19-51	.373	15-22	.682	4	43	47	3.1	26	1	17	13	3	16	136	9.1
05	COUISNARD, Jermain	14-0	309	22.1	46-123	.374	13-44	.295	21-33	.636	11	31	42	3.0	33	1	36	25	3	10	126	9.0
24	BRYANT, Keyshawn	7-5	156	22.3	24-55	.436	1-10	.100	11-18	.611	9	10	19	2.7	21	0	10	18	5	6	60	8.6
10	MINAYA, Justin	15-15	443	29.5	33-92	.359	8-41	.195	23-35	.657	27	60	87	5.8	28	1	30	16	13	7	97	6.5
20	FRINK, Alanzo	14-4	215	15.4	33-55	.600	0-3	.000	14-27	.519	25	32	57	4.1	37	1	4	11	10	9	80	5.7
12	HANNIBAL, Trae	12-0	123	10.3	16-36	.444	0-5	.000	7-13	.538	6	14	20	1.7	17	0	10	15	1	15	39	3.3
04	MCCREARY, Jalyn	12-0	118	9.8	14-28	.500	0-1	.000	5-18	.278	9	18	27	2.3	31	1	1	9	6	3	33	2.8
01	MOSS, TJ	15-0	208	13.9	14-53	.264	6-27	.222	4-12	.333	2	15	17	1.1	19	1	27	20	1	6	38	2.5
15	LEVEQUE, Wildens	14-6	150	10.7	11-19	.579	0-0	.000	9-14	.643	17	22	39	2.8	27	0	3	9	11	3	31	2.2
23	GREEN, Mike	3-0	6	2.0	1-3	.333	0-1	.000	1-1	1.000	0	1	1	0.3	1	0	0	0	0	2	3	1.0
02	ANDERSON, Trey	3-0	10	3.3	0-5	.000	0-1	.000	2-2	1.000	0	0	0	0.0	2	0	0	0	0	1	2	0.7
14	NELSON, Nathan	5-0	14	2.8	1-3	.333	0-0	.000	0-0	.000	2	0	2	0.4	5	0	0	1	0	0	2	0.4
13	HENRY, Micaiah	5-0	27	5.4	0-2	.000	0-0	.000	1-5	.200	2	4	6	1.2	3	0	1	0	0	1	1	0.2
Team											28	25	53				11					
Total.....		15	3000		382-897	.426	73-262	.279	189-308	.614	183	374	557	37.1	326	7	199	209	69	120	1026	68.4
Opponents.....		15	3000		302-796	.379	101-330	.306	274-374	.733	148	370	518	34.5	290	10	173	236	55	89	979	65.3

TEAM STATISTICS	SC	OPP	Date	Opponent	Score	Att.
SCORING	1026	979	11/6/19	NORTH ALABAMA	w 77-55	11927
Points per game	68.4	65.3	11/10/19	WYOMING	w 66-32	10255
Scoring margin	+3.1	-	11/15/19	CLEVELAND STATE	w 90-63	10083
FIELD GOALS-ATT	382-897	302-796	^ 11/19/19	BOSTON U	L 70-78	10113
Field goal pct	.426	.379	^ 11/22/19	GARDNER-WEBB	w 74-69	10022
3 POINT FG-ATT	73-262	101-330	11/26/19	vs Wichita St.	L 47-70	1311
3-point FG pct	.279	.306	11/27/19	vs UNI	L 72-78	1176
3-pt FG made per game	4.9	6.7	12/1/19	GEORGE WASHINGTON	w 74-65	9843
FREE THROWS-ATT	189-308	274-374	12/04/19	at Massachusetts	w 84-80	3043
Free throw pct	.614	.733	12/8/19	HOUSTON	L 56-76	11164
F-Throws made per game	12.6	18.3	12/15/19	at Clemson	w 67-54	6394
REBOUNDS	557	518	12/22/19	at Virginia	w 70-59	14409
Rebounds per game	37.1	34.5	12/30/19	STETSON	L 56-63	10985
Rebounding margin	+2.6	-	* 1/7/20	FLORIDA	L 68-81	10651
ASSISTS	199	173	* 01/11/20	at Tennessee	L 55-56	19603
Assists per game	13.3	11.5	^ = Cancun Challenge (Columbia, S.C.)			
TURNOVERS	209	236	* = Conference game			
Turnovers per game	13.9	15.7				
Turnover margin	+1.8	-				
Assist/turnover ratio	1.0	0.7				
STEALS	120	89				
Steals per game	8.0	5.9				
BLOCKS	69	55				
Blocks per game	4.6	3.7				
ATTENDANCE	95043	45936				
Home games-Avg/Game	9-10560	4-10862				
Neutral site-Avg/Game	-	2-1244				

Score by Periods	1st	2nd	Totals
South Carolina	497	529	1026
Opponents	477	502	979



The Automated ScoreBook
 South Carolina Combined Team Statistics (as of Jan 11, 2020)
 Conference games only

RECORD:	OVERALL	HOME	AWAY	NEUTRAL
ALL GAMES	0-2	0-1	0-1	0-0
CONFERENCE	0-2	0-1	0-1	0-0
NON-CONFERENCE	0-0	0-0	0-0	0-0

##	Player	gp-gs	min	avg	Total		3-Point		F-Throw		Rebounds				pf	dq	a	to	blk	stl	pts	avg
					fg-fga	fg%	3fg-fga	3fg%	ft-fta	ft%	off	def	tot	avg								
21	KOTSAR, Maik	2-2	69	34.5	14-23	.609	0-0	.000	7-9	.778	7	11	18	9.0	6	0	3	4	1	3	35	17.5
05	COUISNARD, Jermain	1-0	24	24.0	6-17	.353	2-7	.286	1-4	.250	0	2	2	2.0	3	0	2	2	0	3	15	15.0
24	BRYANT, Keyshawn	2-2	59	29.5	9-22	.409	0-2	.000	4-8	.500	6	4	10	5.0	8	0	5	8	2	1	22	11.0
00	LAWSON, AJ	2-2	62	31.0	3-22	.136	3-10	.300	7-9	.778	2	4	6	3.0	6	0	5	6	0	2	16	8.0
52	BOLDEN, Jair	2-2	46	23.0	4-19	.211	1-6	.167	5-6	.833	1	3	4	2.0	3	0	0	1	0	3	14	7.0
12	HANNIBAL, Trae	2-0	15	7.5	3-5	.600	0-0	.000	3-4	.750	2	1	3	1.5	1	0	0	3	0	2	9	4.5
04	MCCREARY, Jalyn	2-0	18	9.0	1-1	1.000	0-0	.000	2-2	1.000	0	5	5	2.5	5	0	0	0	0	0	4	2.0
10	MINAYA, Justin	2-2	54	27.0	1-7	.143	0-3	.000	2-4	.500	1	14	15	7.5	7	0	1	4	4	2	4	2.0
01	MOSS, TJ	2-0	28	14.0	2-2	1.000	0-0	.000	0-0	.000	0	0	0	0.0	4	0	4	4	0	1	4	2.0
20	FRINK, Alanzo	1-0	10	10.0	0-3	.000	0-0	.000	0-0	.000	0	1	1	1.0	2	0	0	0	2	0	0	0.0
15	LEVEQUE, Wildens	2-0	15	7.5	0-0	.000	0-0	.000	0-0	.000	2	0	2	1.0	5	0	0	0	2	0	0	0.0
Team											6	5	11					1				
Total.....		2	400		43-121	.355	6-28	.214	31-46	.674	27	50	77	38.5	50	0	20	33	11	17	123	61.5
Opponents.....		2	400		42-114	.368	12-47	.255	41-53	.774	25	59	84	42.0	41	1	23	30	14	12	137	68.5

TEAM STATISTICS	SC	OPP	Date	Opponent	Score	Att.
SCORING	123	137	1/7/20	FLORIDA	L 68-81	10651
Points per game	61.5	68.5	01/11/20	at Tennessee	L 55-56	19603
Scoring margin	-7.0	-	^ = Cancun Challenge (Columbia, S.C.)			
FIELD GOALS-ATT	43-121	42-114	* = Conference game			
Field goal pct	.355	.368				
3 POINT FG-ATT	6-28	12-47				
3-point FG pct	.214	.255				
3-pt FG made per game	3.0	6.0				
FREE THROWS-ATT	31-46	41-53				
Free throw pct	.674	.774				
F-Throws made per game	15.5	20.5				
REBOUNDS	77	84				
Rebounds per game	38.5	42.0				
Rebounding margin	-3.5	-				
ASSISTS	20	23				
Assists per game	10.0	11.5				
TURNOVERS	33	30				
Turnovers per game	16.5	15.0				
Turnover margin	-1.5	-				
Assist/turnover ratio	0.6	0.8				
STEALS	17	12				
Steals per game	8.5	6.0				
BLOCKS	11	14				
Blocks per game	5.5	7.0				
ATTENDANCE	10651	19603				
Home games-Avg/Game	1-10651	1-19603				
Neutral site-Avg/Game	-	0-0				

Score by Periods	1st	2nd	Totals
South Carolina	63	60	123
Opponents	65	72	137



The Automated ScoreBook
 South Carolina Team Game-by-Game Comparison (as of Jan 14, 2020)
 All games

Opponent	1st	2nd	Score	Mar	Total FG	FG Pct	3-Pointers	3FG Pct	Free Throws	FT Pct	Rebounds	Assist	T/Over	Block	Steal	Fouls
NORTH ALABAMA	37/27	40/28	77-55	+22	28-57/15-61	.491/.246	2-9/2-21	.222/.095	19-36/23-33	.528/.697	46/37 +9	13/7	20/18	5/6	8/7	27/30
WYOMING	35/16	31/16	66-32	+34	25-59/9-39	.424/.231	9-27/4-17	.333/.235	7-12/10-18	.583/.556	41/21 +20	14/5	11/15	5/2	9/2	20/12
CLEVELAND STATE	45/40	45/23	90-63	+27	31-82/20-51	.378/.392	8-25/2-11	.320/.182	20-31/21-27	.645/.778	47/41 +6	14/10	10/29	5/5	14/5	20/29
BOSTON U	38/35	32/43	70-78	(8)	27-67/27-64	.403/.422	4-22/9-25	.182/.360	12-21/15-22	.571/.682	43/38 +5	14/15	13/11	5/2	6/7	16/17
GARDNER-WEBB	32/29	42/40	74-69	+5	27-62/21-54	.435/.389	5-19/8-19	.263/.421	15-17/19-22	.882/.864	32/29 +3	17/11	7/8	9/2	6/4	17/21
Wichita St.	22/41	25/29	47-70	(23)	18-56/23-56	.321/.411	3-10/7-27	.300/.259	8-17/17-23	.471/.739	34/43 (9)	8/17	19/16	4/3	9/9	24/19
UNI	37/44	35/34	72-78	(6)	30-60/25-51	.500/.490	7-19/8-20	.368/.400	5-11/20-24	.455/.833	27/31 (4)	13/9	10/14	4/0	7/3	21/12
GEORGE WASHINGTON	35/23	39/42	74-65	+9	30-57/23-69	.526/.333	3-14/8-36	.214/.222	11-18/11-15	.611/.733	46/32 +14	16/10	12/4	6/3	1/7	14/15
Massachusetts	39/35	45/45	84-80	+4	33-60/23-49	.550/.469	2-10/10-23	.200/.435	16-26/24-34	.615/.706	31/29 +2	22/16	16/19	2/4	9/7	26/24
HOUSTON	27/39	29/37	56-76	(20)	20-62/26-52	.323/.500	6-25/9-17	.240/.529	10-16/15-22	.625/.682	29/41 (12)	14/16	9/17	4/6	4/2	20/15
Clemson	28/26	39/28	67-54	+13	23-51/14-50	.451/.280	8-18/9-32	.444/.281	13-19/17-23	.684/.739	41/32 +9	11/10	21/22	3/2	10/11	24/17
Virginia	33/24	37/35	70-59	+11	27-49/18-41	.551/.439	6-17/6-18	.353/.333	10-14/17-22	.714/.773	24/26 (2)	10/13	13/19	2/4	14/6	20/16
STETSON	26/33	30/30	56-63	(7)	20-54/16-45	.370/.356	4-19/7-17	.211/.412	12-24/24-36	.500/.667	39/34 +5	13/11	15/14	4/2	6/7	27/22
FLORIDA	37/40	31/41	68-81	(13)	23-60/28-60	.383/.467	4-15/6-16	.267/.375	18-24/19-25	.750/.760	30/42 (12)	11/13	14/11	3/3	5/7	21/19
Tennessee	26/25	29/31	55-56	(1)	20-61/14-54	.328/.259	2-13/6-31	.154/.194	13-22/22-28	.591/.786	47/42 +5	9/10	19/19	8/11	12/5	29/22

Note: Game totals are displayed in the format TEAM/OPPONENT for each category



The Automated ScoreBook
 South Carolina Category Leaders (as of Jan 14, 2020)
 All games

Points	G	Pts	Pts/G
LAWSON, AJ	15	217	14.5
KOTSAR, Maik	15	161	10.7
BOLDEN, Jair	15	136	9.1
COUISNARD, Jermaine	14	126	9.0
MINAYA, Justin	15	97	6.5
FRINK, Alanzo	14	80	5.7
BRYANT, Keyshawn	7	60	8.6
HANNIBAL, Trae	12	39	3.3
MOSS, TJ	15	38	2.5
MCCREARY, Jalyn	12	33	2.8
LEVEQUE, Wildens	14	31	2.2
GREEN, Mike	3	3	1.0

Scoring Average	G	Pts	Avg/G
LAWSON, AJ	15	217	14.5
KOTSAR, Maik	15	161	10.7
BOLDEN, Jair	15	136	9.1
COUISNARD, Jermaine	14	126	9.0
BRYANT, Keyshawn	7	60	8.6
MINAYA, Justin	15	97	6.5
FRINK, Alanzo	14	80	5.7
HANNIBAL, Trae	12	39	3.3
MCCREARY, Jalyn	12	33	2.8
MOSS, TJ	15	38	2.5
LEVEQUE, Wildens	14	31	2.2
GREEN, Mike	3	3	1.0

FG Percentage	FG	Att	Pct
FRINK, Alanzo	33	55	.600
LEVEQUE, Wildens	11	19	.579
KOTSAR, Maik	69	131	.527
MCCREARY, Jalyn	14	28	.500
HANNIBAL, Trae	16	36	.444
BRYANT, Keyshawn	24	55	.436
BOLDEN, Jair	51	121	.421
LAWSON, AJ	69	171	.404
COUISNARD, Jermaine	46	123	.374
MINAYA, Justin	33	92	.359
GREEN, Mike	1	3	.333
NELSON, Nathan	1	3	.333

Field Goal Attempts	G	Att	Att/G
LAWSON, AJ	15	171	11.4
KOTSAR, Maik	15	131	8.7
COUISNARD, Jermaine	14	123	8.8
BOLDEN, Jair	15	121	8.1
MINAYA, Justin	15	92	6.1

Field Goals Made	G	Made	Made/G
LAWSON, AJ	15	69	4.6
KOTSAR, Maik	15	69	4.6
BOLDEN, Jair	15	51	3.4
COUISNARD, Jermaine	14	46	3.3
MINAYA, Justin	15	33	2.2
FRINK, Alanzo	14	33	2.4

3-Point Percentage	3FG	Att	Pct
BOLDEN, Jair	19	51	.373
LAWSON, AJ	26	78	.333
COUISNARD, Jermaine	13	44	.295
MOSS, TJ	6	27	.222
MINAYA, Justin	8	41	.195
BRYANT, Keyshawn	1	10	.100
HANNIBAL, Trae	0	5	.000
FRINK, Alanzo	0	3	.000
GREEN, Mike	0	1	.000
ANDERSON, Trey	0	1	.000
MCCREARY, Jalyn	0	1	.000

3-Point FG Attempts	G	Att	Att/G
LAWSON, AJ	15	78	5.2
BOLDEN, Jair	15	51	3.4
COUISNARD, Jermaine	14	44	3.1
MINAYA, Justin	15	41	2.7
MOSS, TJ	15	27	1.8

3-Point FG Made	G	Made	Made/G
LAWSON, AJ	15	26	1.7
BOLDEN, Jair	15	19	1.3
COUISNARD, Jermaine	14	13	0.9
MINAYA, Justin	15	8	0.5
MOSS, TJ	15	6	0.4

Free Throw Percent	FG	Att	Pct
ANDERSON, Trey	2	2	1.000
GREEN, Mike	1	1	1.000
LAWSON, AJ	53	68	.779
BOLDEN, Jair	15	22	.682
MINAYA, Justin	23	35	.657
LEVEQUE, Wildens	9	14	.643
COUISNARD, Jermaine	21	33	.636
BRYANT, Keyshawn	11	18	.611
KOTSAR, Maik	23	40	.575
HANNIBAL, Trae	7	13	.538
FRINK, Alanzo	14	27	.519
MOSS, TJ	4	12	.333

Free Throw Attempts	G	Att	Att/G
LAWSON, AJ	15	68	4.5
KOTSAR, Maik	15	40	2.7
MINAYA, Justin	15	35	2.3
COUISNARD, Jermaine	14	33	2.4
FRINK, Alanzo	14	27	1.9

Free Throws Made	G	Made	Made/G
LAWSON, AJ	15	53	3.5
KOTSAR, Maik	15	23	1.5
MINAYA, Justin	15	23	1.5
COUISNARD, Jermaine	14	21	1.5
BOLDEN, Jair	15	15	1.0



The Automated ScoreBook
South Carolina Category Leaders (as of Jan 14, 2020)
All games

Rebounds	G	Reb	Reb/G
KOTSAR, Maik	15	94	6.3
MINAYA, Justin	15	87	5.8
FRINK, Alanzo	14	57	4.1
BOLDEN, Jair	15	47	3.1
LAWSON, AJ	15	46	3.1

Rebound Average	G	Reb	Avg/G
KOTSAR, Maik	15	94	6.3
MINAYA, Justin	15	87	5.8
FRINK, Alanzo	14	57	4.1
BOLDEN, Jair	15	47	3.1
LAWSON, AJ	15	46	3.1

Offensive Rebounds	G	No.	Avg/G
KOTSAR, Maik	15	35	2.3
MINAYA, Justin	15	27	1.8
FRINK, Alanzo	14	25	1.8
LEVEQUE, Wildens	14	17	1.2
COUISNARD, Jermaine	14	11	0.8

Defensive Rebounds	G	No.	Avg/G
MINAYA, Justin	15	60	4.0
KOTSAR, Maik	15	59	3.9
BOLDEN, Jair	15	43	2.9
LAWSON, AJ	15	40	2.7
FRINK, Alanzo	14	32	2.3

Fouls	G	No.	Per/G
KOTSAR, Maik	15	47	3.1
FRINK, Alanzo	14	37	2.6
COUISNARD, Jermaine	14	33	2.4
MCCREARY, Jalyn	12	31	2.6
LAWSON, AJ	15	29	1.9

Foulsouts	G	No.
KOTSAR, Maik	15	1
BOLDEN, Jair	15	1
COUISNARD, Jermaine	14	1
MINAYA, Justin	15	1
FRINK, Alanzo	14	1
MCCREARY, Jalyn	12	1
MOSS, TJ	15	1

Assists	G	No.	Ast/G
COUISNARD, Jermaine	14	36	2.6
LAWSON, AJ	15	36	2.4
MINAYA, Justin	15	30	2.0
MOSS, TJ	15	27	1.8
KOTSAR, Maik	15	24	1.6

Steals	G	No.	Stl/G
KOTSAR, Maik	15	22	1.5
LAWSON, AJ	15	19	1.3
BOLDEN, Jair	15	16	1.1
HANNIBAL, Trae	12	15	1.3
COUISNARD, Jermaine	14	10	0.7

Blocked Shots	G	No.	Blk/G
KOTSAR, Maik	15	14	0.9
MINAYA, Justin	15	13	0.9
LEVEQUE, Wildens	14	11	0.8
FRINK, Alanzo	14	10	0.7
MCCREARY, Jalyn	12	6	0.5

Minutes	G	No.	Min/G
KOTSAR, Maik	15	459	30.6
MINAYA, Justin	15	443	29.5
LAWSON, AJ	15	415	27.7
BOLDEN, Jair	15	347	23.1
COUISNARD, Jermaine	14	309	22.1

Turnovers	G	No.	TO/G
LAWSON, AJ	15	36	2.4
COUISNARD, Jermaine	14	25	1.8
KOTSAR, Maik	15	25	1.7
MOSS, TJ	15	20	1.3
BRYANT, Keyshawn	7	18	2.6



The Automated ScoreBook
South Carolina Team High/Low Analysis (as of Jan 14, 2020)
All games

South Carolina - TEAM GAME HIGHS

POINTS	90	CLEVELAND STATE (11/15/19)
	84	at Massachusetts (12/04/19)
	77	NORTH ALABAMA (11/6/19)
	74	GEORGE WASHINGTON (12/1/19)
	74	GARDNER-WEBB (11/22/19)
FIELD GOALS MADE	33	at Massachusetts (12/04/19)
	31	CLEVELAND STATE (11/15/19)
FIELD GOAL ATTEMPTS	82	CLEVELAND STATE (11/15/19)
	67	BOSTON U (11/19/19)
FIELD GOAL PERCENTAGE	.551 (27-49)	at Virginia (12/22/19)
	.550 (33-60)	at Massachusetts (12/04/19)
3 PT FIELD GOALS MADE	9	WYOMING (11/10/19)
	8	at Clemson (12/15/19)
	8	CLEVELAND STATE (11/15/19)
3 PT FG ATTEMPTS	27	WYOMING (11/10/19)
	25	HOUSTON (12/8/19)
	25	CLEVELAND STATE (11/15/19)
3 PT FG PERCENTAGE	.444 (8-18)	at Clemson (12/15/19)
	.368 (7-19)	vs UNI (11/27/19)
FREE THROWS MADE	20	CLEVELAND STATE (11/15/19)
	19	NORTH ALABAMA (11/6/19)
FREE THROW ATTEMPTS	36	NORTH ALABAMA (11/6/19)
	31	CLEVELAND STATE (11/15/19)
FREE THROW PERCENTAGE	.882 (15-17)	GARDNER-WEBB (11/22/19)
	.750 (18-24)	FLORIDA (1/7/20)
REBOUNDS	47	at Tennessee (01/11/20)
	47	CLEVELAND STATE (11/15/19)
ASSISTS	22	at Massachusetts (12/04/19)
	17	GARDNER-WEBB (11/22/19)
STEALS	14	at Virginia (12/22/19)
	14	CLEVELAND STATE (11/15/19)
BLOCKED SHOTS	9	GARDNER-WEBB (11/22/19)
	8	at Tennessee (01/11/20)
TURNOVERS	21	at Clemson (12/15/19)
	20	NORTH ALABAMA (11/6/19)
FOULS	29	at Tennessee (01/11/20)
	27	STETSON (12/30/19)
	27	NORTH ALABAMA (11/6/19)



The Automated ScoreBook
South Carolina High/Low Analysis (as of Jan 14, 2020)
All games

Opponent - GAME HIGHS

POINTS	81	FLORIDA (1/7/20)
	80	at Massachusetts (12/04/19)
	78	vs UNI (11/27/19)
	78	BOSTON U (11/19/19)
	76	HOUSTON (12/8/19)
FIELD GOALS MADE	28	FLORIDA (1/7/20)
	27	BOSTON U (11/19/19)
FIELD GOAL ATTEMPTS	69	GEORGE WASHINGTON (12/1/19)
	64	BOSTON U (11/19/19)
FIELD GOAL PERCENTAGE	.500 (26-52)	HOUSTON (12/8/19)
	.490 (25-51)	vs UNI (11/27/19)
3 PT FIELD GOALS MADE	10	at Massachusetts (12/04/19)
	9	at Clemson (12/15/19)
	9	HOUSTON (12/8/19)
	9	BOSTON U (11/19/19)
3 PT FG ATTEMPTS	36	GEORGE WASHINGTON (12/1/19)
	32	at Clemson (12/15/19)
3 PT FG PERCENTAGE	.529 (9-17)	HOUSTON (12/8/19)
	.435 (10-23)	at Massachusetts (12/04/19)
FREE THROWS MADE	24	STETSON (12/30/19)
	24	at Massachusetts (12/04/19)
FREE THROW ATTEMPTS	36	STETSON (12/30/19)
	34	at Massachusetts (12/04/19)
FREE THROW PERCENTAGE	.864 (19-22)	GARDNER-WEBB (11/22/19)
	.833 (20-24)	vs UNI (11/27/19)
REBOUNDS	43	vs Wichita St. (11/26/19)
	42	at Tennessee (01/11/20)
	42	FLORIDA (1/7/20)
ASSISTS	17	vs Wichita St. (11/26/19)
	16	HOUSTON (12/8/19)
	16	at Massachusetts (12/04/19)
STEALS	11	at Clemson (12/15/19)
	9	vs Wichita St. (11/26/19)
BLOCKED SHOTS	11	at Tennessee (01/11/20)
	6	HOUSTON (12/8/19)
	6	NORTH ALABAMA (11/6/19)
TURNOVERS	29	CLEVELAND STATE (11/15/19)
	22	at Clemson (12/15/19)
FOULS	30	NORTH ALABAMA (11/6/19)
	29	CLEVELAND STATE (11/15/19)



The Automated ScoreBook
South Carolina High/Low Analysis (as of Jan 14, 2020)
All games

South Carolina - GAME LOWS

POINTS	47	vs Wichita St. (11/26/19)
	55	at Tennessee (01/11/20)
	56	HOUSTON (12/8/19)
	56	STETSON (12/30/19)
	66	WYOMING (11/10/19)
FIELD GOALS MADE	18	vs Wichita St. (11/26/19)
	20	HOUSTON (12/8/19)
	20	STETSON (12/30/19)
	20	at Tennessee (01/11/20)
FIELD GOAL ATTEMPTS	49	at Virginia (12/22/19)
	51	at Clemson (12/15/19)
FIELD GOAL PERCENTAGE	.321 (18-56)	vs Wichita St. (11/26/19)
	.323 (20-62)	HOUSTON (12/8/19)
3 PT FIELD GOALS MADE	2	NORTH ALABAMA (11/6/19)
	2	at Massachusetts (12/04/19)
	2	at Tennessee (01/11/20)
3 PT FG ATTEMPTS	9	NORTH ALABAMA (11/6/19)
	10	vs Wichita St. (11/26/19)
	10	at Massachusetts (12/04/19)
3 PT FG PERCENTAGE	.154 (2-13)	at Tennessee (01/11/20)
	.182 (4-22)	BOSTON U (11/19/19)
FREE THROWS MADE	5	vs UNI (11/27/19)
	7	WYOMING (11/10/19)
FREE THROW ATTEMPTS	11	vs UNI (11/27/19)
	12	WYOMING (11/10/19)
FREE THROW PERCENTAGE	.455 (5-11)	vs UNI (11/27/19)
	.471 (8-17)	vs Wichita St. (11/26/19)
REBOUNDS	24	at Virginia (12/22/19)
	27	vs UNI (11/27/19)
ASSISTS	8	vs Wichita St. (11/26/19)
	9	at Tennessee (01/11/20)
STEALS	1	GEORGE WASHINGTON (12/1/19)
	4	HOUSTON (12/8/19)
BLOCKED SHOTS	2	at Massachusetts (12/04/19)
	2	at Virginia (12/22/19)
TURNOVERS	7	GARDNER-WEBB (11/22/19)
	9	HOUSTON (12/8/19)
FOULS	14	GEORGE WASHINGTON (12/1/19)
	16	BOSTON U (11/19/19)



The Automated ScoreBook
South Carolina High/Low Analysis (as of Jan 14, 2020)
All games

Opponent - GAME LOWS

POINTS	32	WYOMING (11/10/19)
	54	at Clemson (12/15/19)
	55	NORTH ALABAMA (11/6/19)
	56	at Tennessee (01/11/20)
	59	at Virginia (12/22/19)
FIELD GOALS MADE	9	WYOMING (11/10/19)
	14	at Clemson (12/15/19)
	14	at Tennessee (01/11/20)
FIELD GOAL ATTEMPTS	39	WYOMING (11/10/19)
	41	at Virginia (12/22/19)
FIELD GOAL PERCENTAGE	.231 (9-39)	WYOMING (11/10/19)
	.246 (15-61)	NORTH ALABAMA (11/6/19)
3 PT FIELD GOALS MADE	2	NORTH ALABAMA (11/6/19)
	2	CLEVELAND STATE (11/15/19)
3 PT FG ATTEMPTS	11	CLEVELAND STATE (11/15/19)
	16	FLORIDA (1/7/20)
3 PT FG PERCENTAGE	.095 (2-21)	NORTH ALABAMA (11/6/19)
	.182 (2-11)	CLEVELAND STATE (11/15/19)
FREE THROWS MADE	10	WYOMING (11/10/19)
	11	GEORGE WASHINGTON (12/1/19)
FREE THROW ATTEMPTS	15	GEORGE WASHINGTON (12/1/19)
	18	WYOMING (11/10/19)
FREE THROW PERCENTAGE	.556 (10-18)	WYOMING (11/10/19)
	.667 (24-36)	STETSON (12/30/19)
REBOUNDS	21	WYOMING (11/10/19)
	26	at Virginia (12/22/19)
ASSISTS	5	WYOMING (11/10/19)
	7	NORTH ALABAMA (11/6/19)
STEALS	2	WYOMING (11/10/19)
	2	HOUSTON (12/8/19)
BLOCKED SHOTS	0	vs UNI (11/27/19)
	2	WYOMING (11/10/19)
	2	BOSTON U (11/19/19)
	2	GARDNER-WEBB (11/22/19)
	2	at Clemson (12/15/19)
	2	STETSON (12/30/19)
TURNOVERS	4	GEORGE WASHINGTON (12/1/19)
	8	GARDNER-WEBB (11/22/19)
FOULS	12	WYOMING (11/10/19)
	12	vs UNI (11/27/19)



The Automated ScoreBook
South Carolina Player High/Low Analysis (as of Jan 14, 2020)
All games

South Carolina - I N D I V I D U A L G A M E H I G H S

Points	28	LAWSON, AJ vs Cleveland State (11/15/19)
	24	LAWSON, AJ at Massachusetts (12/04/19)
	22	BOLDEN, Jair at Virginia (12/22/19)
	22	LAWSON, AJ vs Boston U (11/19/19)
	20	LAWSON, AJ at Clemson (12/15/19)
	20	LAWSON, AJ vs UNI (11/27/19)
Field Goals Made	8	BOLDEN, Jair at Virginia (12/22/19)
	8	LAWSON, AJ at Clemson (12/15/19)
	8	LAWSON, AJ at Massachusetts (12/04/19)
	8	KOTSAR, Maik vs George Washington (12/1/19)
	8	LAWSON, AJ vs UNI (11/27/19)
	8	LAWSON, AJ vs Boston U (11/19/19)
Field Goal Att.	18	LAWSON, AJ vs Boston U (11/19/19)
	17	COUISNARD, Jermaine at Tennessee (01/11/20)
	17	LAWSON, AJ vs Cleveland State (11/15/19)
FG Pct (min 5 made)	.889 (8-9)	KOTSAR, Maik vs George Washington (12/1/19)
	.833 (5-6)	FRINK, Alanzo vs UNI (11/27/19)
3-Point FG Made	4	BOLDEN, Jair at Virginia (12/22/19)
	4	LAWSON, AJ at Clemson (12/15/19)
3-Point FG Att.	8	LAWSON, AJ vs Florida (1/7/20)
	8	LAWSON, AJ vs Boston U (11/19/19)
3-Pt FG Pct (min 2 made)	.750 (3-4)	BOLDEN, Jair vs UNI (11/27/19)
	.750 (3-4)	BOLDEN, Jair vs Wyoming (11/10/19)
Free Throws Made	12	LAWSON, AJ vs Cleveland State (11/15/19)
	6	LAWSON, AJ at Massachusetts (12/04/19)
	6	MINAYA, Justin vs Boston U (11/19/19)
	6	LAWSON, AJ vs North Alabama (11/6/19)
Free Throw Att.	13	LAWSON, AJ vs Cleveland State (11/15/19)
	9	KOTSAR, Maik at Clemson (12/15/19)
FT Pct (min 3 made)	1.000 (4-4)	LAWSON, AJ at Tennessee (01/11/20)
	1.000 (4-4)	KOTSAR, Maik vs Florida (1/7/20)
	1.000 (4-4)	LAWSON, AJ vs Houston (12/8/19)
	1.000 (4-4)	LAWSON, AJ vs Gardner-Webb (11/22/19)
	1.000 (4-4)	COUISNARD, Jermaine vs Gardner-Webb (11/22/19)
	1.000 (3-3)	LAWSON, AJ vs George Washington (12/1/19)
Rebounds	12	KOTSAR, Maik vs Cleveland State (11/15/19)
	11	MINAYA, Justin vs North Alabama (11/6/19)
Assists	6	COUISNARD, Jermaine at Massachusetts (12/04/19)
	6	COUISNARD, Jermaine vs Gardner-Webb (11/22/19)
Steals	3	COUISNARD, Jermaine at Tennessee (01/11/20)
	3	KOTSAR, Maik vs Stetson (12/30/19)
	3	KOTSAR, Maik at Virginia (12/22/19)
	3	HANNIBAL, Trae at Virginia (12/22/19)
	3	LAWSON, AJ at Clemson (12/15/19)
	3	BRYANT, Keyshawn at Clemson (12/15/19)
	3	COUISNARD, Jermaine vs Houston (12/8/19)
	3	KOTSAR, Maik at Massachusetts (12/04/19)
	3	HANNIBAL, Trae vs UNI (11/27/19)
	3	KOTSAR, Maik vs Wichita St. (11/26/19)
	3	BOLDEN, Jair vs Cleveland State (11/15/19)
	3	LAWSON, AJ vs Wyoming (11/10/19)
Blocked Shots	4	MINAYA, Justin vs Gardner-Webb (11/22/19)
	3	MINAYA, Justin at Tennessee (01/11/20)

	3	FRINK, Alanzo vs Houston (12/8/19)
	3	LEVEQUE, Wildens vs Gardner-Webb (11/22/19)
	3	MCCREARY, Jalyn vs Cleveland State (11/15/19)
Turnovers	6	COUISNARD, Jermaine vs Wichita St. (11/26/19)
	5	LAWSON, AJ at Clemson (12/15/19)
	5	LAWSON, AJ vs George Washington (12/1/19)
	5	KOTSAR, Maik vs Wichita St. (11/26/19)
	5	MCCREARY, Jalyn vs North Alabama (11/6/19)
Fouls	5	KOTSAR, Maik vs Stetson (12/30/19)
	5	MOSS, TJ vs Stetson (12/30/19)
	5	COUISNARD, Jermaine vs Stetson (12/30/19)
	5	MINAYA, Justin at Clemson (12/15/19)
	5	BOLDEN, Jair vs UNI (11/27/19)
	5	MCCREARY, Jalyn vs North Alabama (11/6/19)
	5	FRINK, Alanzo vs North Alabama (11/6/19)
Minutes	38	KOTSAR, Maik vs George Washington (12/1/19)
	38	LAWSON, AJ vs Boston U (11/19/19)
	37	MINAYA, Justin vs Stetson (12/30/19)
	37	BOLDEN, Jair at Virginia (12/22/19)
	36	KOTSAR, Maik vs Florida (1/7/20)
	36	MINAYA, Justin at Virginia (12/22/19)
	36	KOTSAR, Maik at Clemson (12/15/19)
	36	MINAYA, Justin vs George Washington (12/1/19)
	36	KOTSAR, Maik vs UNI (11/27/19)
	36	KOTSAR, Maik vs Wichita St. (11/26/19)
	36	KOTSAR, Maik vs Boston U (11/19/19)



The Automated ScoreBook
South Carolina Opponent High/Low Analysis (as of Jan 14, 2020)
All games

OPPONENT INDIVIDUAL GAME HIGHS

Points	26		AJ Green vs UNI (11/27/19)
	24		GRIMES, Quentin vs Houston (12/8/19)
	22		Potter,Armel vs George Washington (12/1/19)
	21		Nembhard,Andrew vs Florida (1/7/20)
	21		Mamadi Diakite at Virginia (12/22/19)
	21		Aamir Simms at Clemson (12/15/19)
Field Goals Made	9		GRIMES, Quentin vs Houston (12/8/19)
	9		Potter,Armel vs George Washington (12/1/19)
Field Goal Att.	22		Potter,Armel vs George Washington (12/1/19)
	18		Battle,Jamison vs George Washington (12/1/19)
FG Pct (min 5 made)	.714	(5-7)	John Fulkerson at Tennessee (01/11/20)
	.714	(5-7)	Aamir Simms at Clemson (12/15/19)
3-Point FG Made	6		Battle,Jamison vs George Washington (12/1/19)
	5		Trae Berhow vs UNI (11/27/19)
3-Point FG Att.	16		Battle,Jamison vs George Washington (12/1/19)
	14		Al-Amir Dawes at Clemson (12/15/19)
3-Pt FG Pct (min 2 made)	1.000	(3-3)	Aamir Simms at Clemson (12/15/19)
	1.000	(2-2)	Josiah-Jordan James at Tennessee (01/11/20)
	1.000	(2-2)	TERRY, Lance vs Gardner-Webb (11/22/19)
Free Throws Made	10		JONES, Christiaan vs Stetson (12/30/19)
	10		AJ Green vs UNI (11/27/19)
Free Throw Att.	13		JONES, Christiaan vs Stetson (12/30/19)
	12		RAWLEY, Jahlil vs Stetson (12/30/19)
FT Pct (min 3 made)	1.000	(10-10)	AJ Green vs UNI (11/27/19)
	1.000	(7-7)	Sean East II at Massachusetts (12/04/19)
	1.000	(6-6)	Lewis,Scottie vs Florida (1/7/20)
	1.000	(6-6)	GORHAM, Justin vs Houston (12/8/19)
	1.000	(6-6)	PEREZ, Jose vs Gardner-Webb (11/22/19)
	1.000	(6-6)	JAMISON JR, Eric vs Gardner-Webb (11/22/19)
	1.000	(5-5)	John Fulkerson at Tennessee (01/11/20)
	1.000	(5-5)	Erik Stevenson vs Wichita St. (11/26/19)
	1.000	(4-4)	Kihei Clark at Virginia (12/22/19)
	1.000	(4-4)	CORNWALL, Jaheam vs Gardner-Webb (11/22/19)
	1.000	(4-4)	Harper, Jonas vs Boston U (11/19/19)
	1.000	(3-3)	Justin Dahl vs UNI (11/27/19)
Rebounds	11		HINTON, Nate vs Houston (12/8/19)
	10		John Fulkerson at Tennessee (01/11/20)
	10		GRESHAM, Brison vs Houston (12/8/19)
Assists	10		Nembhard,Andrew vs Florida (1/7/20)
	7		Kihei Clark at Virginia (12/22/19)
Steals	4		John Newman III at Clemson (12/15/19)
	4		T.J. Weeks at Massachusetts (12/04/19)
	4		Nelson Jr.,Jameer vs George Washington (12/1/19)
Blocked Shots	5		Yves Pons at Tennessee (01/11/20)
	2		Jalen Johnson at Tennessee (01/11/20)
	2		Jordan Bowden at Tennessee (01/11/20)
	2		Braxton Key at Virginia (12/22/19)
	2		Mamadi Diakite at Virginia (12/22/19)
	2		HARRIS Jr., Chris vs Houston (12/8/19)
	2		GRESHAM, Brison vs Houston (12/8/19)
	2		Sy Chatman at Massachusetts (12/04/19)
	2		Stallings,Ace vs George Washington (12/1/19)
	2		JOHNSON, Deante vs Cleveland State (11/15/19)

	2	LITTLES, Emanuel vs North Alabama (11/6/19)
	2	JAMES, Mervin vs North Alabama (11/6/19)
Turnovers	7	Santiago Vescovi at Tennessee (01/11/20)
	7	Kihei Clark at Virginia (12/22/19)
	7	GRIMES, Quentin vs Houston (12/8/19)
Fouls	5	Josiah-Jordan James at Tennessee (01/11/20)
	5	DIAWARA, Mohamadou vs Stetson (12/30/19)
	5	KABIMBA, Joel vs Stetson (12/30/19)
	5	Aamir Simms at Clemson (12/15/19)
	5	Keon Clergeot at Massachusetts (12/04/19)
	5	DUFEAL, Ludovic vs Gardner-Webb (11/22/19)
	5	WILLIAMS, Daylen vs Cleveland State (11/15/19)
	5	GOMILLION, Tre vs Cleveland State (11/15/19)
	5	JAMES, Mervin vs North Alabama (11/6/19)
	5	ANDERSON, James vs North Alabama (11/6/19)