



# KENTUCKY

## 2019-20 MEN'S BASKETBALL




8 NATIONAL CHAMPIONSHIPS | **MOST WINS** IN COLLEGE BASKETBALL | 48 SEC TITLES | 31 SEC TOURNAMENT CHAMPIONSHIPS | 55 ALL-AMERICANS | 129 NBA DRAFT PICKS

### #13/13 KENTUCKY (16-4, 6-1) at #17/16 AUBURN (18-2, 5-2)

Saturday, Feb. 1 • 6 p.m. ET • Auburn Arena (9,121) • Auburn, Ala.

#UKvsAU #TGT • @KentuckyMBB • @UKMBBStatsInfo

#### THE MATCHUP



**Series Breakdown**

- Overall - UK, 94-20
- Auburn, Ala. - UK, 31-15
- Calipari vs. AU - 11-3
- Pearl vs. UK - 7-14
- Current UK streak - L1

<b>John Calipari</b>	<b>Bruce Pearl</b>
Overall Record: 766-215*	Overall Record: 580-219
Record at UK: 321-75	Record at AU: 118-74
Overall Seasons: 28th	Overall Seasons: 25th
at Kentucky: 11th	at Auburn: 6th

\*on-court record

#### BY THE NUMBERS

<b>2,309</b>	All-time wins, NCAA leader
<b>1,003</b>	All-time SEC regular-season wins
<b>48</b>	SEC regular-season titles in program history
<b>12</b>	Points Nate Sestina needs to score to reach 1,000


#### TALE OF THE TAPE

UK	STATISTIC	AU
75.4	Points Per Game	79.3
65.0	Opp. Points PG	68.6
38.5	Rebounds PG	41.1
14.6	Assists PG	13.6
5.1	Blocks PG	5.5
5.3	Steals PG	6.4
.462	FG Pct.	.443
.389	Opp. FG Pct.	.411
.323	3-Pt. FG Pct.	.314
.289	Opp. 3-Pt. FG Pct.	.305

#### A UK WIN WOULD ...

- Be UK's ninth in the last 10 games
- Put Kentucky at 17-4 on the season
- Mark the sixth time in 11 seasons the Wildcats have started 7-1 in SEC play under John Calipari
- Be UK's fourth straight as the ESPN College GameDay featured matchup
- Improve Kentucky's record to 63-32 vs. AP Top 25 foes under Calipari
- Move the Wildcats to 143-39 under Calipari in SEC regular-season games
- Be UK's third win in its last four games vs. Auburn

#### LAST GAME'S STARTERS




**0**

#### ASHTON HAGANS

6-3 • 198 • GUARD • SOPHOMORE  
CARTERSVILLE, GA. | NEWTON HIGH SCHOOL

Naismith, Wooden watch lists | Sixth nationally in assists per game | Five or more assists in 17 straight, best since Tyler Ulis (2015-16) | Averaging 13.2 points and team highs in assists (7.2 per game) and steals (2.2 per game)




**3**

#### TYRESE MAXEY

6-3 • 198 • GUARD • FRESHMAN  
GARLAND, TEXAS | SOUTH GARLAND HIGH SCHOOL

Dec. 30 March Madness National Player of the Week | Three-time SEC Freshman of the Week | UK freshman debut record 26 points vs. Michigan State | Career-high 27 points vs. Louisville | Averaging 13.2 points per game




**4**

#### NICK RICHARDS

6-11 • 247 • FORWARD • JUNIOR  
KINGSTON, JAMAICA | THE PATRICK SCHOOL

Team highs in points (14.4), rebounds (8.3) and blocks (2.4) per game | 67.3 FG%, fifth nationally | Nine double-doubles | SEC Co-Player, NCAA March Madness Player of the Week | Averaging 16.9 points, 9.3 boards in SEC play




**5**

#### IMMANUEL QUICKLEY

6-3 • 188 • GUARD • SOPHOMORE  
HAVRE DE GRACE, MD. | THE JOHN CARROLL SCHOOL

Averaging 13.8 points per game with team-high 34 3-pointers | SEC Player of the Week on Jan. 13 | Averaging 16.9 points, 5.1 rebounds with 22 3-pointers over last nine games | 91.5% at free-throw line, ranked sixth nationally



**23**

#### EJ MONTGOMERY

6-10 • 228 • FORWARD • SOPHOMORE  
FORT PIERCE, FLA. | WHEELER HIGH SCHOOL

Averaging 6.9 points and 5.4 rebounds per game | Career-high 25 points and nine rebounds vs. Fairleigh Dickinson | Shooting 52.5% | Five or more rebounds in 11 games this season | Top-rated UK signee in class of 2019

#### STAT LEADERS

POINTS PER GAME		
UK	Nick Richards	14.4
AU	Samir Doughty	14.8
REBOUNDS PER GAME		
UK	Nick Richards	8.3
AU	Austin Wiley	9.2
ASSISTS PER GAME		
UK	Ashton Hagans	7.2
AU	J'Von McCormick	4.7
STEALS PER GAME		
UK	Ashton Hagans	2.2
AU	Samir Doughty	1.3
3-POINTERS		
UK	Immanuel Quickley	34
AU	Samir Doughty	33
FIELD-GOAL PERCENTAGE		
UK	Nick Richards	.673
AU	Austin Wiley	.536
FREE-THROW PERCENTAGE		
UK	Immanuel Quickley	.915
AU	Danjel Purifoy	.805

#### NEED TO KNOW

Kentucky was picked to win the SEC title by the league's media members. UK owns 48 SEC regular-season titles

UK is 3-1 this season vs. AP Top 25 opponents

Kentucky is making its 19th all-time appearance on ESPN College GameDay, tied for the second most among all schools. The Wildcats are 8-10 as the featured GameDay matchup but have won three straight

Nick Richards was named the NCAA March Madness National Player of the Week and the SEC Co-Player of the Week after averaging 22.0 points, 11.0 rebounds and 3.5 blocks per game in wins over Georgia and Texas Tech

Richards ranks among the national leaders in field-goal percentage (fifth), blocks per game (24th) and double-doubles (26th)

Ashton Hagans ranks among national leaders in assists (sixth) and steals (24th) per game

#### SCHEDULE

##### OCTOBER

27 2/2 -/ GEORGETOWN COLL.<sup>A</sup> SEC W, 80-53

##### NOVEMBER

1 2/2 -/ KENTUCKY STATE<sup>A</sup> SEC W, 83-51  
 5 2/2 1/1 vs. Michigan State<sup>1</sup> ESPN W, 69-62  
 8 2/2 -/ EASTERN KENTUCKY SEC W, 91-49  
 12 1/2 -/ EVANSVILLE SEC L, 67-64  
 18 9/10 -/ UTAH VALLEY<sup>2</sup> ESPN2 W, 82-74  
 22 9/10 -/ MOUNT ST. MARY'S<sup>2</sup> SEC W, 82-62  
 24 9/10 -/ LAMAR<sup>2</sup> SEC W, 81-56  
 29 9/11 -/ UAB<sup>2</sup> SEC W, 69-58

##### DECEMBER

7 8/10 -/ FAIRLEIGH DICKINSON SEC W, 83-52  
 14 8/9 -/ GEORGIA TECH ESPN W, 67-53  
 18 6/6 -/ vs. Utah<sup>3</sup> ESPN2 L, 69-66  
 21 6/6 5/4 vs. Ohio State<sup>4</sup> CBS L, 71-65  
 28 19/19 3/4 LOUISVILLE CBS W, 78-70<sup>OT</sup>

##### JANUARY

4 17/14 -/ MISSOURI\* SEC W, 71-59  
 7 14/13 -/RV at Georgia\* ESPN W, 78-69  
 11 14/13 -/ ALABAMA\* ESPN W, 76-67  
 15 10/12 -/ at South Carolina\* SEC L, 81-78  
 18 10/12 RV/RV at Arkansas\* ESPN W, 73-66  
 21 15/14 -/ GEORGIA\* ESPN W, 89-79  
 25 15/14 18/18 at Texas Tech<sup>5</sup> ESPN W, 78-70<sup>OT</sup>  
 29 13/13 -/ VANDERBILT\* SEC W, 71-62

##### FEBRUARY

1 13/13 17/16 at Auburn\* ESPN 6 p.m.  
 4 -/ -/ MISSISSIPPI STATE\* ESPN 9 p.m.  
 8 -/ -/ at Tennessee\* CBS 1 p.m.  
 11 -/ -/ at Vanderbilt\* ESPN 7 p.m.  
 15 -/ -/ OLE MISS\* ESPN/2/U 2 p.m.  
 18 -/ -/ at LSU\* ESPN/2 9 p.m.  
 22 -/ -/ FLORIDA\* ESPN/2/U 6/8 p.m.  
 25 -/ -/ at Texas A&M\* ESPN/2/U 7 p.m.  
 29 -/ -/ AUBURN\* CBS 3:45 p.m.

##### MARCH

3 -/ -/ TENNESSEE\* ESPN/2 9 p.m.  
 7 -/ -/ at Florida\* CBS 1 p.m.

All times Eastern | \*SEC conference game | HOME GAMES IN CAPS | <sup>A</sup>Exhibition  
<sup>1</sup>State Farm Champions Classic (New York | Madison Square Garden)  
<sup>2</sup>BBN Showcase (Rupp Arena | Lexington, Ky.)  
<sup>3</sup>Neon Hoops Showcase (T-Mobile Arena | Las Vegas)  
<sup>4</sup>CBS Sports Classic (T-Mobile Arena | Las Vegas)  
<sup>5</sup>Big 12/SEC Challenge (United Supermarkets Arena | Lubbock, Texas)  
<sup>6</sup>SEC Tournament (Bridgestone Arena | Nashville, Tenn.)

#### BROADCAST INFO

##### TV: ESPN

Play-by-play: Dan Shulman  
 Analyst: Jay Bilas  
 Sideline: Holly Rowe



##### RADIO: UK SPORTS NETWORK

Play-by-play: Tom Leach  
 Analyst: Mike Pratt



##### SATELLITE RADIO

Sirus: 134  
 XM: 190  
 Internet: 9611



# TV CHART



**0 ASHTON HAGANS**

**Sophomore | Guard**  
6-3 | 198  
Cartersville, Ga.  
Newton  
@H23Ash  
@ashton.hagans



**1 NATE SESTINA**

**Graduate | Forward**  
6-9 | 234  
Emporium, Pa.  
Bucknell University  
@NateSestina23  
@natesestina4



**3 TYRESE MAXEY**

**Freshman | Guard**  
6-3 | 198  
Garland, Texas  
South Garland  
@TyreseMaxey  
@tyresemaxey



**4 NICK RICHARDS**

**Junior | Forward**  
6-11 | 247  
Kingston, Jamaica  
The Patrick School  
@iamnickrichards  
@nickrichards\_  
@nicholas.p.richards




**5 IMMANUEL QUICKLEY**

**Sophomore | Guard**  
6-3 | 188  
Havre de Grace, Md.  
The John Carroll School  
@IQ\_GodSon  
@immanuelquickley\_  
@immanuelquickley5



**10 JOHNNY JUZANG**

**Freshman | Guard**  
6-6 | 214  
Los Angeles  
Harvard-Westlake  
@JohnnyJuzang  
@jsilky5



**11 DONTAIE ALLEN**

**Freshman | Guard**  
6-6 | 200  
Falmouth, Ky.  
Pendleton County  
@dontaieallen11  
@dontaieallen11  
@tay.allen3139



**12 KEION BROOKS JR.**

**Freshman | Forward**  
6-7 | 205  
Fort Wayne, Ind.  
La Lumiere School  
@KeionB\_12  
@klbj.xii



**13 RILEY WELCH**

**Junior | Guard**  
6-0 | 185  
Littleton, Colo.  
College of the Desert  
@Riley\_Welch  
@riley\_welch  
@Riley.Welch.UK



**14 BRENNAN CANADA**

**Freshman | Forward**  
6-6 | 198  
Mount Sterling, Ky.  
George Rogers Clark  
@brennanc14  
@brennanc14



**21 ZAN PAYNE**

**R-Freshman | G/F**  
6-4 | 235  
Lexington, Ky.  
Lexington Catholic  
@young\_payne2321  
@alexander.payne23



**23 EJ MONTGOMERY**

**Sophomore | Forward**  
6-10 | 228  
Fort Pierce, Fla.  
Wheeler  
@ejmontgomery23  
@\_mont23



**33 BEN JORDAN**

**Sophomore | Forward**  
6-9 | 250  
Olive Hill, Ky.  
West Carter  
@ben3jordan  
@ben3jordan3



**JOHN CALIPARI**

**Head Coach**  
11th Season  
@UKCoachCalipari  
@UKCoachCalipari  
@UKCoachCalipari



**KENNY PAYNE**

**Assoc. Head Coach**  
10th season at UK  
Sixth season as associate HC



**TONY BARBEE**

**Assistant Coach**  
Sixth season at UK  
Fifth season as assistant  
@CoachTonyBarbee



**JOEL JUSTUS**

**Assistant Coach**  
Sixth season at UK  
Fourth season as assistant  
@UKCoachJustus  
@UKCoachJustus



**JOHN ROBIC**

**Special Assistant**  
11th season at UK  
Fourth season as special ast.

## Pronunciation Guide

DONTAIE Allen	(DON-tay)
KEION Brooks Jr.	(KEY-on)
John CALIPARI	(cal-uh-PEAR-ee)
Ashton HAGANS	(HAY-gens)
Johnny JUZANG	(JEW-zang)
Nate SESTINA	(ses-TINA)

## Alphabetical Roster

NO.	NAME	POS.	HT.	WT.	CL.	HOMETOWN (PREVIOUS SCHOOL)
11	Dontaie Allen	G	6-6	200	Fr.	Falmouth, Ky. (Pendleton County)
12	Keion Brooks Jr.	F	6-7	205	Fr.	Fort Wayne, Ind. (La Lumiere)
14	Brennan Canada	F	6-6	198	Fr.	Mount Sterling, Ky. (George Rogers Clark)
0	Ashton Hagans	G	6-3	198	So.	Cartersville, Ga. (Newton)
33	Ben Jordan	F	6-9	250	R-So.	Olive Hilly, Ky. (West Carter)
10	Johnny Juzang	G	6-6	214	Fr.	Los Angeles (Harvard-Westlake)
3	Tyrese Maxey	G	6-3	198	Fr.	Garland, Texas (South Garland)
23	EJ Montgomery	F	6-10	228	So.	Fort Pierce, Fla. (Wheeler)
21	Zan Payne	G/F	6-4	235	R-Fr.	Lexington, Ky. (Lexington Catholic)
5	Immanuel Quickley	G	6-3	188	So.	Havre de Grace, Md. (The John Carroll School)
4	Nick Richards	F	6-11	247	Jr.	Kingston, Jamaica (The Patrick School)
1	Nate Sestina	F	6-9	234	Gr.	Emporium, Pa. (Bucknell University)
13	Riley Welch	G	6-0	185	Jr.	Littleton, Colo. (College of the Desert)

## On the Bench

**Head Coach:** John Calipari (Clarion, 1982)  
**Associate Head Coach:** Kenny Payne (Louisville, 2003)  
**Assistant Coaches:** Tony Barbee (UMass, 1993)  
 Joel Justus (UNC Wilmington, 2004)  
**Special Asst. to the Head Coach:** John Robic (Denison, 1986)  
**Assoc. AD/Basketball Operations:** Chris Woolard (UCLA, 1997)  
**Director of Basketball Admin.:** Will Barton (Kentucky, 2013)  
**Strength Coach:** Robert Harris (Kentucky State, 2009)  
**Athletic Trainer:** Geoffrey Staton (North Carolina, 2007)  
**Equipment Manager:** Mark Evans (Kentucky, 2013)  
**Recruiting Analyst:** Brady Kennedy (Kentucky, 2016)



# POLLS, STATS, MEDIA INFO

## Weekly Media Schedule

*all times ET unless indicated otherwise*

**31 Fri.**

Media opportunity: 2 p.m.  
Calipari | Players

Practice: 2:30 p.m.

Travel to Auburn

**1 Sat.**

ESPN College GameDay  
11 a.m. | ESPN

at Auburn | 6 p.m.  
ESPN

**2 Sun.**

Practice: 2:30 p.m.

No media availability

**3 Mon.**

Media opportunity: 2 p.m.  
Assistant | Players

Practice: 2:30 p.m.

John Calipari Show  
UK Sports Network | 6 p.m.

**4 Tue.**

vs. Mississippi State | 9 p.m.  
ESPN

**5 Wed.**

Player off day

No media availability

**6 Thu.**

Practice: 2:30 p.m.

No media availability

### Communications & PR Staff



**Eric Lindsey**  
Director  
Cell - 859.619.0944  
Email - eric.lindsey@uky.edu



**Deb Moore**  
Associate Director  
Cell - 859.559.5781  
Email - deb.moore@uky.edu

### Media Information

#### CREDENTIAL REQUESTS

Requests for single-game credentials should be made as far in advance as possible and no later than five days prior to game day online at [sportsystems.com/Kentucky](http://sportsystems.com/Kentucky).

#### CREDENTIAL CRITERIA

The University of Kentucky's decision to issue credentials to a media outlet for the purposes of covering a UK basketball home or away event is determined by a variety of factors. They include the following:

- Amount of coverage given to Kentucky throughout the season
- Intention/ability to cover all 22 sports at Kentucky
- Distribution/size of publication: free, subscription, sale on newsstands, website traffic, etc.
- Radio or TV station program format and size of audience
- Length of existence of the publication, amount of original copy generated, number of full-time employees of the publication and the journalistic experience of the reporter(s)
- Attendance at Kentucky media sessions, including Olympic sport opportunities
- Space availability
- Professionalism, which includes but is not limited to conduct at games, press conferences, practices, on social media, etc.

The University of Kentucky has the right to revoke credentials under its own discretion.

#### INTERVIEW POLICIES-GENERAL

All interviews with University of Kentucky basketball players or staff members must be arranged through the Communications and public relations office. Media should never contact a player or coach directly.

The Wildcat Coal Lodge, dormitories, team locker rooms and other team quarters are private team areas. Media members are not permitted in these areas unless accompanied by appropriate university personnel.

#### PRACTICE/PRESS CONFERENCES

Other than announced exceptions, UK basketball practices are closed to the media. UK will accept requests to attend practice. All requests must be made by 10 a.m. the day before the practice. In cases in which practices are open to the media, no cell phones are allowed in the practice facility.

Player interviews are conducted prior to practices the day before a game and will be available to all UK media in the Joe Craft Center lower-level lobby. UK will accept requests for player interviews, but they must be submitted 24 hours prior to the scheduled availability.

Coach John Calipari or an assistant coach will meet with members of the media immediately following player interviews in the lower level lobby of the Joe Craft Center.

Gameday shoot-arounds are closed to the media.

#### TELEPHONE PLAYER INTERVIEWS

Telephone interviews are available to the media on a call-back basis. Individual player and coach telephone numbers will not be given to members of the media.

Players are instructed not to conduct interviews when contacted directly by telephone. The communications and public relations office will arrange for telephone interviews at a time most convenient for the student-athlete.

Other special requests are handled on a case-by-case basis.

#### POSTGAME INTERVIEWS

Following each game, there is a cooling-off period, during which time the players shower and dress. Approximately 10 minutes after the game ends, Coach Calipari conducts his postgame press conference while a player is taken to the UK Sports Network.

Following Coach Calipari's press conference and the cooling-off period, selected UK players are brought to the media interview room.

### The Polls

#### Associated Press Top 25 Jan. 27

1. Baylor (44)
2. Gonzaga (19)
3. Kansas (1)
4. San Diego State
5. Florida State
6. Louisville
7. Dayton
8. Villanova
9. Duke
10. Seton Hall
11. Oregon
12. West Virginia
13. Kentucky
14. Michigan State
15. Maryland
16. Butler
17. Auburn
18. Iowa
19. Illinois
20. Colorado
21. Houston
22. LSU
23. Wichita State
24. Penn State
25. Rutgers

**Receiving Votes:** Creighton, Arizona, Texas Tech, Ohio State, Indiana, East Tennessee State, Northern Iowa, Memphis, USC, Rhode Island, Purdue, Florida, Arkansas, Tulsa, SMU, Saint Mary's, Wisconsin, Akron, Harvard

#### USA Today Coaches Poll Jan. 27

1. Baylor (15)
2. Gonzaga (17)
3. Kansas
4. San Diego State
5. Louisville
6. Florida State
7. Dayton
8. Duke
9. Seton Hall
10. Villanova
11. West Virginia
12. Oregon
13. Kentucky
14. Michigan State
15. Maryland
16. Auburn
17. Butler
18. Iowa
19. Illinois
20. Houston
21. Colorado
22. Wichita State
23. Penn State
24. LSU
25. Rutgers

**Receiving Votes:** Arizona, Texas Tech, Creighton, Ohio State, Indiana, Tulsa, St. Mary's, Yale, Marquette, Arkansas, Northern Iowa, Stanford, USC, Memphis, East Tennessee State

### SEC Standings (through Jan. 29)

Team	SEC Record	Overall Record	Games Back
LSU	7-0 (.000)	16-4 (.800)	-
Kentucky	6-1 (.857)	16-4 (.800)	1.0
Auburn	5-2 (.714)	18-2 (.900)	2.0
Alabama	4-3 (.571)	12-8 (.600)	3.0
Florida	4-3 (.600)	12-8 (.600)	3.0
Mississippi State	4-3 (.571)	13-7 (.650)	3.0
South Carolina	4-3 (.571)	12-8 (.600)	3.0
Tennessee	4-3 (.571)	12-8 (.600)	3.0
Texas A&M	4-3 (.571)	10-9 (.526)	3.0
Arkansas	3-4 (.429)	15-5 (.750)	4.0
Missouri	2-5 (.286)	10-10 (.500)	5.0
Georgia	1-6 (.143)	11-9 (.550)	6.0
Ole Miss	1-6 (.143)	10-10 (.500)	6.0
Vanderbilt	0-7 (.000)	8-12 (.400)	7.0

### UK in the Rankings

#### Team Rankings (through Jan. 29)

Category	Stat	SEC [NCAA]
Scoring	75.4	5th [77th]
Scoring Defense	65.0	5th [72nd]
Scoring Margin	+10.4	2nd [38th]
Free-Throw %	.774	2nd [13th]
Field-Goal %	.462	2nd [54th]
Field-Goal % Def.	.389	3rd [26th]
3-Point FG %	.323	5th [232nd]
3-Point FG % Def.	.289	2nd [19th]
Rebounds Per Game	38.5	6th [73rd]
Opponent Rebs. Per Game	32.0	2nd
Rebounding Margin	+6.4	3rd [29th]
Blocks Per Game	5.1	3rd [21st]
Assists Per Game	14.6	2nd [76th]
Steals Per Game	5.3	14th [300th]
Turnover Margin	-0.4	9th [226th]
Assist-to-TO Ratio	1.1	1st [90th]
Off. Rebs. Per Game	10.1	10th [185th]
Def. Rebs. Per Game	28.4	2nd [28th]
Def. Rebound %	.736	2nd
Off. Rebound %	.315	7th
3-Point FG Per Game	4.8	14th [342nd]

#### Individual Rankings

Category/Player	Stat	SEC [NCAA]
Assist-to-TO Ratio/Hagans	2.1	2nd [59th]
Assists Per Game/Hagans	7.2	1st [6th]
Blocks Per Game/Richards	2.4	2nd [24th]
Def. Rebs. Per Game/Richards	5.5	6th [135th]
Double-Doubles/Richards	8	T2nd [T26th]
Field-Goal %/Richards	.673	1st [5th]
Free-Throw %/Quickley	.915	1st [6th]
Free-Throw %/Maxey	.821	9th [105th]
Free-Throw %/Hagans	.812	9th [116th]
Minutes Per Game/Hagans	33.8	6th [160th]
Minutes Per Game/Maxey	33.3	9th [199th]
Minutes Per Game/Quickley	31.6	18th
Off. Rebs. Per Game/Richards	2.8	6th [91st]
Points Per Game/Richards	14.4	13th
Points Per Game/Quickley	13.8	16th
Points Per Game/Maxey	13.2	19th
Points Per Game/Hagans	13.2	20th
Rebounds Per Game/Richards	8.3	4th [97th]
Steals Per Game/Hagans	2.2	1st [24th]
3-Point FG Made/Quickley	1.9	10th

### Upcoming in the SEC

#### Feb. 1 - 8

Contest	Time	TV Network
<b>Saturday, Feb. 1</b>		
Ole Miss at LSU*	Noon	ESPN2
Texas A&M at Georgia*	1 p.m.	SEC Network
Tennessee at Mississippi State*	2 p.m.	ESPNU
Missouri at South Carolina*	3:30 p.m.	SEC Network
Kentucky at Auburn*	6 p.m.	ESPN
Arkansas at Alabama*	6 p.m.	SEC Network
Florida at Vanderbilt*	8:30 p.m.	SEC Network
<b>Tuesday, Feb. 4</b>		
Tennessee at Alabama*	7 p.m.	ESPN2/U
Auburn at Arkansas*	7 p.m.	SEC Network
Mississippi State at Kentucky*	9 p.m.	ESPN
Missouri at Texas A&M*	9 p.m.	SEC Network
<b>Wednesday, Feb. 5</b>		
Georgia at Florida*	7 p.m.	ESPN2/U
South Carolina at Ole Miss*	7 p.m.	SEC Network
LSU at Vanderbilt*	9 p.m.	SEC Network
<b>Saturday, Feb. 8</b>		
LSU at Auburn*	Noon	ESPN/2
Kentucky at Tennessee*	1 p.m.	CBS
Texas A&M at South Carolina*	1 p.m.	SEC Network
Florida at Ole Miss*	2 p.m.	ESPN/2
Arkansas at Missouri*	3:30 p.m.	SEC Network
Alabama at Georgia*	6 p.m.	SEC Network
Vanderbilt at Mississippi State*	8:30 p.m.	SEC Network

\*Conference Game | All times listed Eastern



# NOTES

## Honoring the Cats

### Ashton Hagans

- Naismith Defensive Player of the Year midseason watch list
- Wooden Midseason Top 25
- Lute Olson Award watch list
- Wooden Preseason Top 50
- Naismith Trophy preseason watch list
- Preseason All-SEC First Team (media/coaches)
- Bob Cousy Award preseason watch list

### Tyrese Maxey

- SEC Freshman of the Week (Jan. 13)
- Wooden Midseason Top 25
- Billastrator National Freshman of the Week (Dec. 31)
- USBWA Wayman Tisdale National Freshman of the Week (Dec. 31)
- NCAA March Madness National Player of the Week (Dec. 30)
- SEC Freshman of the Week (Dec. 30)
- Bluegrass Sports Commission MVP of the Kentucky-Louisville game
- USBWA Oscar Robertson Trophy watch list
- SEC Freshman of the Week (Nov. 11)
- Wooden Preseason Top 50
- NABC Division I Player of the Year preseason watch list
- Naismith Trophy preseason watch list
- AP Preseason All-America Honorable Mention
- NBC Sports Preseason All-America Third Team
- Preseason NCAA March Madness Player of the Year candidate
- Preseason All-SEC Second Team (media/coaches)
- Jerry West Award preseason watch list

### EJ Montgomery

- Preseason All-SEC Second Team (media/coaches)
- Karl Malone Award preseason watch list

### Immanuel Quickley

- SEC Player of the Week (Jan. 13)
- Preseason NCAA March Madness "Glue Guy"

### Nick Richards

- SEC Co-Player of the Week (Jan. 27)
- NCAA March Madness National Player of the Week (Jan. 27)
- Billastrator National Co-Player of the Week (Jan. 27)
- USBWA Oscar Robertson National Player of the Week (Dec. 31)
- SEC Co-Player of the Week (Dec. 30)

### Nate Sestina

- Senior CLASS Award candidate

## Cats Sink Commodores With Strong Second Half

LEXINGTON, Ky. - Just as Vanderbilt was poised to take control for good, No. 13 Kentucky seized momentum and the game by getting stops and turning them into baskets. The Wildcats ended up maintaining their roll and handed the Commodores a record they didn't want to discuss.

Tyrese Maxey scored 10 of his 17 points in the second half, and Kentucky used a 23-12 run to rally past Vanderbilt for a 71-62 victory Wednesday night that dealt the Commodores their record 25th consecutive Southeastern Conference regular season loss.

Kentucky's effort followed a subtle reminder from coach John Calipari to take charge better than they did during a nerve-wracking first half featuring breakdowns on both ends.

"Why did you think I didn't go crazy in the first half and I didn't in the locker room?" he said. "It's your team. You want to lose, go ahead. I'm fine. It's your team. If you play harder and put it on them a little bit and make them make tough plays and get back in it, you will be fine."

The Wildcats (16-4, 6-1 SEC) trailed 40-30 early in the second half before mounting the big run over 8:45 to lead for good at 53-52 on two Immanuel Quickley free throws with 8:33 remaining. Three-point plays by Ashton Hagans, EJ Montgomery and Quickley helped the surge, and Richards added consecutive baskets for a little more breathing room. Maxey took over from there, scoring nine of Kentucky's next 10 points, including six consecutive to make it a seven-point cushion.

The Wildcats improved from 38.5% shooting in the first half to hit 53.3% in the second and finished at 46.4% overall (26 of 56). They also out-rebounded the Commodores 37-29 and finished 11-0 in second-chance points.

Asked what sparked the turnaround, Maxey said, "just our competitive spirit and then Nick, honestly. And just to go out there, be competitive defensively and get multiple stops in a row."

Richards had 15 points and 11 rebounds despite foul trouble that limited him to just five minutes in the first half. He recorded 14 points and 10 rebounds after halftime for his ninth double-double of the season and fifth in his last nine games.

Hagans added 12 points, and Quickley 11 as the Wildcats won their fourth consecutive game and eighth in the last nine.

"Whether I was on the court or not, the guys would've stepped it up," Richards added. "Everybody would've found their rhythm, everybody would've made shots, we'd have found a way to get back in the game."

Meanwhile, the Commodores (8-12, 0-7) broke the SEC mark for futility it briefly shared with Sewanee, which dropped 24 in a row from 1938-40 before leaving the conference. Vanderbilt also dropped its seventh in a row to Kentucky. Remarkably, four of those losses to Kentucky have featured double-digit leads by the Commodores.

Of note ...

- This marked UK's first double-digit comeback win since Feb. 26, 2019, at home vs. Arkansas. It's the fourth straight season UK has rallied from a double-digit deficit to defeat Vanderbilt
- Kentucky is 14-0 this season when outrebounding the opponent
- The Wildcats limited Vanderbilt to 62 points and 38.9% from the field
- UK is 182-7 (.963) under Calipari when keeping the opponent to 63 points or less.
- Kentucky is 197-18 (.916) under Calipari when keeping the opponent at 40% or less
- UK shot 46.4% from the field and is now 15-1 this season when outshooting the opponent
- Entering the game at 77.1% at the foul line, the Wildcats had another solid performance at 84.2% (16 of 19)
- Kentucky led by 11 points late in the game. UK is now 276-7 under Calipari when leading by at least 10 points at any time in the contest
- UK has won 11 in a row at home and is 12-1 on the season at Rupp Arena

## Auburn-Kentucky Evolving into Marquee Matchup; College GameDay on Site

After meeting three times a season ago, including an overtime thriller for a spot in the 2019 Final Four, the Kentucky-Auburn matchup is evolving into must-see TV. After the Wildcats won 18 straight from 2001 to 2015, the series is tied 3-3 over the last six meetings. Highlighting the intrigue of Saturday's matchup, ESPN's College GameDay will originate from Auburn, Alabama, for the first time in its history.

This will be the 19th time Kentucky has appeared on GameDay, tying North Carolina for second most in show history. It will mark the 11th straight season UK has made an appearance. The Wildcats are 8-10 in College GameDay appearances and have won their last three matchups.

Although Kentucky owns an all-time record of 94-20 against the Tigers, including a 31-15 edge in Auburn, the series has been deadlocked for the last four seasons. Three of those matchups have been decided by six points or less. Including Saturday's matchup, each of the last five meetings have seen both of the teams either appearing in the Associated Press Top 25, or sitting just outside with receiving votes.

Saturday's game will mark Kentucky's fifth AP Top 25 matchup of the season. UK is 3-1 thus far this season in such games.

Beginning with a 75-70 Auburn win in January of 2016 in which UK was rated No. 14 in the country, the matchup between the two teams have provided some classics. That game saw the Tigers rally from a five-point halftime deficit for the win despite UK's Tyler Ullis nearly registering a triple-double with 17 points, 10 rebounds and eight assists. The 2017 matchup endured UK guard De'Aaron Fox fouling out with 7:23 to play and nearly 50 fouls called, but Kentucky rallied to win by 20 points. In 2018, Auburn assembled a 13-2 run to turn a four-point deficit into a 68-61 lead with 3:57 remaining as the No. 10 Tigers held off a rally by the young Wildcats.

Last season, Kentucky won both regular-season meetings. The first came at Auburn with the No. 12 Wildcats surviving the No. 14 Tigers as Tyler Herro scored 10 points over the final 5:23 to stave off a 17-point rally by the home team. In Lexington, UK earned a dominating 80-53 win, but it would spark quite the run by the Tigers. Auburn went on to win 11 straight games, including a Southeastern Conference Tournament crown and wins over Kansas and North Carolina in the NCAA Tournament to meet the Cats in the Elite Eight. Auburn's winning streak continued as it rallied from a 10-point first-half hole and forced overtime on a Bryce Brown layup with 38 seconds to go. The Tigers pulled away in the extra minutes for a six-point win to advance to the program's first Final Four, despite 28 points and 13 rebounds from Kentucky's PJ Washington.

This year's matchup is once again a top-20 showdown with Kentucky owning a No. 13 ranking and the Tigers at No. 17. Auburn ranks ninth in the nation in rebounds per game (41.1) and 15th in offensive rebounding (13.30). Auburn scores 31% of its points from long range and owns a 14-game home winning streak dating back to last season.

Samir Doughty leads the Tigers in scoring at 14.8 points per game, while Austin Wiley has seven double-doubles and is averaging 10.1 points and 9.2 rebounds per game.

## UK Participating in Coaches Powering Forward

Saturday at Auburn, Kentucky's coaches will join fellow coaches from around the country to help raise awareness for autism through Coaches Powering Forward for Autism benefiting Autism Speaks. UK's coaches will be wearing the blue puzzle piece pin on their suit jackets.

The symbolic act is a part of college basketball's autism awareness weekend, an effort started by Towson head coach Pat Skerry and South Florida assistant coach Tom Herrion. It has since gone national with support from the National Association of Basketball Coaches and Autism Speaks.

## What is it About Double-Digit Comebacks Against Vanderbilt?

For the first time this season, Kentucky came back from a 10-point deficit to earn a victory against Vanderbilt by a 71-62 score. It was the first double-digit comeback victory since Feb. 26, 2019, at home against Arkansas last season.

UK utilized a 7-0 run during the second half to slowly chip away at the deficit. A pair of Immanuel Quickley free throws gave UK its first lead of the second half at 53-52 with 8:33 to play. The Wildcats eventually pulled away by double digits in the final minutes thanks to strong play from Tyrese Maxey and a Nick Richards dunk-fest.

The victory marked the fourth time during a seven-game winning streak vs. the Commodores that UK has won despite facing a double-digit deficit. Also, Kentucky faced its largest halftime deficit (seven points) of the season and the second-highest deficit (17 vs. Utah) during any game.



## 2019-20 Lead-Deficit Comparison

Opponent	Biggest Lead	Biggest Deficit	Biggest Run	Changes	Ties	Led	Trailed	Result
GC (Exh)	29 (2nd)	N/A	12-0	0	0	38:27	0:00	W, 80-53
KSU (Exh)	33 (2nd)	N/A	10-0	0	1	37:33	0:00	W, 83-51
vs. Michigan St.	13 (2nd)	2 (1st)	9-0	3	4	36:55	0:38	W, 69-62
EKU	44 (2nd)	N/A	14-0	0	0	38:49	0:00	W, 91-49
EVANSVILLE	3 (1st)	8 (1st)	7-0	7	5	5:44	29:34	L, 67-64
UTAH VALLEY	16 (2nd)	2 (1st)	7-0	5	5	34:36	1:23	W, 82-74
MOUNT ST. MARY'S	25 (2nd)	3 (1st)	10-0	4	1	37:51	1:58	W, 82-62
LAMAR	27 (2nd)	N/A	20-0	0	1	38:32	0:00	W, 81-56
UAB	20 (2nd)	3 (1st)	9-0	2	1	35:44	2:21	W, 69-58
FDU	34 (2nd)	2 (1st)	17-0	1	2	37:44	1:01	W, 83-52
GEORGIA TECH	16 (2nd)	5 (1st)	10-0	4	3	31:03	6:56	W, 67-53
vs. Utah	2 (1st)	17 (2nd)	8-0	1	2	0:08	37:42	L, 69-66
vs. Ohio State	4 (1st)	8 (2nd)	5-0	4	5	3:29	33:23	L, 71-65
LOUISVILLE	12 (2nd)	4 (1st)	8-0	13	10	28:38	10:43	W, 78-70
MISSOURI	16 (2nd)	8 (1st)	12-0	1	0	28:14	11:02	W, 71-59
at Georgia	11 (2nd)	9 (1st)	10-0	7	5	13:35	22:49	W, 78-69
ALABAMA	15 (2nd)	2 (1st)	8-0	2	2	37:34	0:20	W, 76-67
at S. Carolina	14 (1st)	6 (2nd)	8-0	1	2	35:12	3:41	L, 81-78
at Arkansas	12 (2nd)	4 (1st)	15-0	4	4	31:24	5:28	W, 73-66
GEORGIA	16 (2nd)	1 (1st)	8-0	2	0	39:08	0:24	W, 89-79
at Texas Tech	10 (2nd)	4 (1st)	7-0	8	8	32:52	4:37	W, 78-76 <sup>OT</sup>
VANDERBILT	11 (2nd)	10 (2nd)	7-0	6	5	19:57	17:37	W, 71-62
at Auburn								
MISSISSIPPI ST.								
at Tennessee								
at Vanderbilt								
OLE MISS								
at LSU								
FLORIDA								
at Texas A&M								
AUBURN								
TENNESSEE								
at Florida								
<b>BIGGEST/MOST</b>	<b>44</b>	<b>17</b>	<b>20-0</b>	<b>13</b>	<b>10</b>	<b>39:08</b>	<b>37:42</b>	
<b>TOTALS</b>						<b>567:09</b>	<b>191:37</b>	

Other recent double-digit rallies by Kentucky against Vanderbilt:

- Jan. 12, 2019 - UK rallied from 12 down in the first half to win
- Jan. 30, 2018 - Kentucky came back from a 14-point deficit for the victory in overtime
- Feb. 28, 2017 - The Wildcats stormed back from a 19-point first-half hole for a dramatic victory over the Commodores

### Big-Game Cal, Cats

John Calipari's teams aren't just good against the best teams in the country, they're great. Not only does Kentucky own a 62-32 record (.660) vs. Associated Press Top 25 teams under John Calipari, UK is 7-4 when both teams are ranked in the AP top five.

All-time, Calipari is 13-8 when both teams are ranked in the AP top five. When both teams are ranked in the AP Top 25, Calipari's all-time record is 85-55, including a 54-28 mark at Kentucky. When both are ranked in the top 10 he has a 27-19 record, including 16-12 at UK.

Kentucky has answered the bell of big-time showdowns again this season. UK is 3-1 vs. AP Top 25 teams, including 2-1 vs. top-five teams at the time.

By defeating top-ranked Michigan State to start the season, UK knocked off the No. 1 team in consecutive seasons for the first time in school history. Last season, Kentucky downed Tennessee on Feb. 19, 2019. With the win over MSU, the Wildcats now have nine victories over the No. 1 team in 25 tries.

Calipari improved to 6-4 vs. the No. 1 team in his career with the win vs. Michigan State, including 3-2 at Kentucky. According to ESPN, Calipari is the only coach with a winning (.600) percentage against No. 1 ranked teams with a minimum of 10 games faced against the No. 1.

### Nick and Quick at the Heart of Recent Run

Beginning with the Louisville game, Kentucky has won eight of its last nine games and is playing like one of the best teams in the country. The Wildcats have wins over ranked opponents, key road victories in hostile environments and have put themselves near the top of the Southeastern Conference race during the stretch.

It's been a team effort, but two players in particular have stood out as the Wildcats have re-emerged on the national scene: Nick Richards and Immanuel Quickley. They're playing at an All-SEC-caliber level beginning with the Louisville win.

Player	Stats Breakdown (per game, excluding FG%)
Richards' first 10	12.9 points, 7.6 rebounds, 2.4 blocks, 68.4 FG%
Richards' last 9	17.3 points, 9.9 rebounds, 2.6 blocks, 65.9 FG%
Richards on the road	18.5 points, 9.3 rebounds, 2.5 blocks, 74.3 FG%
Quickley's first 10	11.3 points, 3.6 rebounds, 1.8 assists, 1.1 3-pointers
Quickley's last 9	16.9 points, 5.1 rebounds, 1.8 assists, 2.4 3-pointers
Quickley on the road	17.3 points, 6.8 rebounds, 1.8 assists, 2.5 3-pointers

### Confident Richards Writing His 'Own (Dominant) Story'

Every player is on their own timetable, John Calipari has repeated throughout his time at Kentucky. For some that means breaking through after their freshman season. For others it may mean two, three or four years of development. Maybe no player is a better example of that than Nick Richards.

The junior forward is not only enjoying the most productive season of his career, he's producing one of college basketball's best stories of the season. After averaging 4.5 points, 3.9 rebounds and 1.1 blocks over 13.4 minutes a game in the first two seasons of his career, he has emerged as a leading candidate for Southeastern Conference Player of the Year and All-America honors.

Richards leads the team in scoring (14.4 per game), rebounding (8.3 per game), blocks (2.4 per game) and double-doubles (nine) while shooting a conference-high .673 percentage. That mark is also good for fifth in the nation, through games on Jan. 29, and just barely trails Marcus Lee's 2015-16 single-season school-record mark of 68.0% (minimum 150 attempts).

The centerpiece of a frontline that entered the season with questions about its depth and talent after losing PJ Washington and Reid Travis to the pros, Richards has squashed any and all concerns about his ability to produce.

"How many guys have 7-footers that can do what that kid does?" John Calipari said after the Texas Tech game. "Not many."

Case in point: Richards is one of just two players in the country averaging at least 14.0 points per game, at least 8.0 rebounds and at least 2.0 blocks while shooting at least 65.0% from the floor.

In a program headlined by one-and-done success stories, Richards stuck to his own timetable. He didn't start playing basketball until midway through his teenage years, so not only was he behind the traditional development curve, he also lacked the demonstrated performance of his peers. Now that he's built his own confidence, he is playing like one of the best players in the country -- and was awarded as on Jan. 27, winning his second national player of the week award and his second SEC Player of the Week honor.

"Everybody has their own story," Richards said after the Texas Tech game. "Just because I go to a school that's known for one-and-done doesn't mean I



# NOTES

have to be one-and-done. It took me time to develop over the past three years. I've had the best time of my life. Meeting incredible people, having the best coaching staff in the world training me to be the player I am right now and to be a better player for times to come."

Richards played well early in the season, but his recent meteoric rise began vs. Louisville and has continued into the conference season. Despite impressive early numbers, Richards had yet to fully break through vs. consistent, upper-level competition. Against Louisville's front line, one of the best in the country, Richards delivered. The 6-foot-11 big man from Jamaica secured a double-double with 13 points and 10 rebounds, but it was how he did it that impressed the most.

Playing the final 8:53 of regulation and all five minutes of overtime with four fouls, Richards took two momentum-changing charges and scored seven straight points in overtime with the game on the line. With Louisville leading 68-65 with 2:21 to go in overtime, Richards snared an offensive rebound (one of six in the game) and converted the traditional three-point play to even the score once again. His free throws with 27 seconds remaining gave the Wildcats a 72-70 lead they would not relinquish. Richards also drew a game-high 11 fouls to get Kentucky to the free-throw line, a key difference in the outcome. His defense was a difference maker.

The double-double for Richards was his first against a ranked opponent in his three seasons. In 20 games prior against ranked foes, Richards averaged 3.8 points and 3.9 rebounds per game. He had never recorded double-digit scoring or rebounding numbers against a ranked opponent. Now he's done it in two straight after a monster 25-point, 14-rebound, four-block game at Texas Tech.

In the game in Lubbock, Texas, Richards became just the second Wildcat in the Calipari era to post at least 25 points, 14 rebounds and four blocks in a game. National Player of the Year Anthony Davis did it in 2012.

Richards was dominant from start to finish vs. the Red Raiders. After setting the tone early in the game with a thunderous block and a handful of intimidating swats, he took over in overtime with seven points, including the game-winning free throws with 10 seconds left and nearly 15,000 hostile fans screaming at him to miss.

Over the last nine games, Richards is averaging a team-high 17.3 points, 9.9 rebounds and 2.6 blocks with five double-doubles. In SEC play, Richards is tallying a team-high 16.9 points, 9.3 rebounds and 2.6 blocks per game.

As Richards goes, so does UK. Kentucky 15-1 this season when he scores in double figures, 9-0 when he grabs double-digit rebounds and 6-1 when he blocks at least four shots.

## Quickley Emerging as Go-To Option

John Calipari called Immanuel Quickley the most improved player on the 2018-19 team, but his development from last season to this one might be even more impressive.

Quickley, now a sophomore, has scored in double figures in 15 of the 19 games he's played. Overall, he's averaging 13.8 points per game and proven to be Kentucky's best perimeter shooter. He's made a team-high 34 3-pointers -- including making a 3 in 17 of 19 games he's played -- and shooting a team-high 39.5% from behind the arc after a slow start.

Emerging as one of the Wildcats' go-to threats down the stretch, Quickley has hit a number of big shots late in games, including a step-back jumper at South Carolina to tie the game -- two of seven straight points he scored in the final minute -- key 3-pointers in second-half rallies vs. Louisville, at Georgia, vs. Alabama and at Arkansas, and clutch free throws to close out games vs. Louisville, Alabama and Texas Tech.

Quickley's torrid shooting streak finally cooled off in the game at Arkansas, but he is still averaging a 16.9 points per game to go along with 5.1 rebounds and 22 3-pointers over the last nine games.

"The kid lives in the gym," Calipari said. "He's kind of like Tyler (Herro). He's like Shai (Gilgeous-)Alexander, those guys. He's just like them."

After Tyler Herro set a new school record at the free-throw line last season, Quickley is threatening to make it a short-lived mark. Quickley is currently making 91.5% at the line, just behind Herro's 93.5%. He's ranked first in the Southeastern Conference (through games on Jan. 29) and sixth in the nation. He had a stretch of 24 consecutive makes.

Quickley really emerged in the rivalry game vs. Louisville. After scoring 16 points in three previous games for his career high, Quickley set a new mark with 18 points in the win over No. 3/4 Louisville. Quickley made two key 3-pointers and was 8 of 8 from the free-throw line, including two in the final seconds of overtime to seal the outcome.

The Maryland native earned the opportunity for a career game offensively because of a stellar day defensively. Calipari told his team that whoever could guard Louisville's leading scorer, Jordan Nwora, would get significant playing time. Quickley answered the call and took on the majority of the assignment. Nwora, who came into the game averaging 21.2 points per contest, was held to just eight points on 2-of-10 shooting. He currently ranks as "excellent" in Synergy Sport's defensive rankings and among the best guards in the country.

Quickley is on a career-best nine-game double-figure scoring streak, including a career-high 23 points vs. Missouri that included a 4-of-4 day from behind the 3-point line. He's scored 20 or more points three times during the stretch and made three or more 3-pointers four times, including a career-high five vs. Alabama.

## Hagens One of the Best Point Guards in the Country

Ashton Hagens certainly has the confidence of his head coach in year two as Kentucky's starting point guard.

"We could say there are better point guards in the country, but you got to tell me who you're talking about," John Calipari said.

With the way Hagens is playing, there are few rebuttals.

Hagens has been the consummate point guard in his sophomore season, doing a little bit of everything to affect the game. He is averaging 13.2 points, 7.2 assists, 4.3 rebounds and 2.2 steals per game while grabbing the leadership reins of a talented but once again young team. He's the only player in the nation averaging at least 13.0 points, 7.0 assists, 4.0 rebounds and 2.0 steals.

The Cartersville, Georgia, native has boasted double-figure scoring in 15 of 20 games, including a career-high 26-point performance in the win over Utah Valley. He's dished out three or more assists in every game and has five or more in 18 of the 20, including a career-high-tying 12 vs. UAB. His streak of 10 games with six or more assists was snapped with five dimes at Georgia. It was the best run by a Wildcat under John Calipari and the best run since Roger Harden dished six or more in 12 straight from Jan. 11 to Feb. 15, 1986.

For the season, Hagens is averaging 7.2 assists per game, ranked sixth in the country, tops in the league (through games on Jan. 29) and ahead of Tyler Ulis' 2015-16 school-record pace (7.0 per game). With 144 assists and 67 turnovers, Hagens' 2.2 assist-to-turnover ratio is second in the conference (through games on Jan. 29).

Hagens has flirted with a triple-double on a number of occasions this season, the latest of which was a 15-point, nine-assist, nine-rebound game vs. Alabama. Underscoring his coach's ability in him, Hagens posted that line and Calipari wasn't satisfied.


"That's how much I think of (him)," Calipari said. "You're a triple-double, and I'm saying you're better."

The reigning Southeastern Conference Defensive Player of the Year remains UK's best on-ball defender with a team-high 44 steals, and even those numbers don't really do him justice. His ability to disrupt opposing teams' offense was on full display in road wins at Georgia and Texas Tech.

Hagens posted three steals vs. the Red Raiders, but it was the plays that didn't show up as steals that helped preserve the win. Down the stretch, he forced three key turnovers, including knocking the ball off a defender's foot on the sideline, running the length of the floor to tip away what would have been a transition alley-oop dunk, and swatting away the potential game-tying shot in the closing seconds of overtime.

It plays like those that have put Hagens on the midseason watch list for the Naismith National Defensive Player of the Year award for a second season in a row and a big reason why the Wildcats are plus-212 this season with him on the floor, a team high.

"He's the most indispensable player on this team," ESPN analyst Jay Bilas recently said. "Without Ashton Hagens, a lot of fight goes out of this Kentucky team."

Measurables		Miscellaneous Stats		
<b>Wing Span</b> 1. Nick Richards - 7'5" 2. Dontaie Allen - 7'2.50" 3. Nate Sestina - 7'2" T4. Keion Brooks Jr. - 7'1" T4. Johnny Juzang - 7'1"		<b>3/4-Court Sprint</b> 1. Ashton Hagens - 3.11 secs. T2. Tyrese Maxey - 3.21 secs. T2. Immanuel Quickley - 3.21 secs. 4. Kahlil Whitney - 3.25 secs. 5. Brennan Canada - 3.31 secs.	<b>Charges Drawn</b> Nick Richards - 7 Keion Brooks Jr. - 1 Tyrese Maxey - 1 Immanuel Quickley - 1 Nate Sestina - 1	
<b>Maximum Vertical</b> 1. Kahlil Whitney - 42" T2. Keion Brooks Jr. - 37" T2. Immanuel Quickley - 37" T4. Nick Richards - 36.50" T4. Ashton Hagens - 36.50"		<b>Body Fat</b> 1. Kahlil Whitney - 5.60% 2. Immanuel Quickley - 6.51% 3. Ashton Hagens - 7.00% 4. Tyrese Maxey - 7.21% 5. Nate Sestina - 7.31%	<b>10-Second Violations</b> Forced by Kentucky - 0 Forced by Opponent - 1	<b>Shot-Clock Violations</b> Forced by Kentucky - 14 Forced by Opponent - 8
<b>Hand Width</b> T1. Kahlil Whitney - 11.5" T1. Dontaie Allen - 11.5" 3. Nate Sestina - 11" T4. Nick Richards - 10.5" T4. Keion Brooks Jr. - 10.5"		<b>185-Pound Bench Press</b> 1. Nick Richards - 18 reps 2. EJ Montgomery - 9 reps 3. Johnny Juzang - 8 reps T4. Whitney, Hagens, Welch - 6 reps	<b>First Sub</b> Keion Brooks Jr. - 8 Nate Sestina - 7 Kahlil Whitney - 5 Tyrese Maxey - 2 Immanuel Quickley - 2 Johnny Juzang - 1 EJ Montgomery - 1 Nick Richards - 1	<b>Tip-offs (including OT)</b> Won by Kentucky - 14 Won by Opponent - 8
			<b>5-Second Violations</b> Forced by Kentucky - 2 Forced by Opponent - 0	<b>3-Point Plays</b> Nick Richards - 10 Ashton Hagens - 7 Tyrese Maxey - 6 Immanuel Quickley - 5 Nate Sestina - 4 EJ Montgomery - 2 Keion Brooks Jr. - 1
			<b>4-Point Plays</b>	



Said national writer Jeff Goodman: "Lots of great defensive players out there, but I'll take Ashton Hagans over all of them."

Hagens has done all this while fighting through a pair of nagging injuries this season. He battled lower leg pain for the first handful of games to start the season and played through a left ankle sprain early in the SEC season.

## Maxey at his Best Against the Best

Expectations for Tyrese Maxey escalated after he shot the roof off Madison Square Garden in his college debut in early November.

After scoring 26 points in front of a national audience vs. the No. 1 team in the country at the time, Michigan State, many expected him to do that on a nightly basis. It was a high bar for a freshman who would have to endure the same ups and downs just about every freshman has to that puts on a Kentucky uniform.

Now 20 games into the season, what everyone has found out is that Maxey still has that potential. It just tends to come out when the stakes are at their highest.

Highlighted by a career-high 27-point performance in the victory over No. 3/4 Louisville, Maxey is averaging 18.8 points and 5.3 rebounds while shooting 46.9% from the field, 42.1% from 3-point range and 84.0% from the free-throw line in UK's four games vs. ranked foes.

Maxey's 26 points in the 1-2 matchup vs. Michigan State topped Terrence Jones' 25 points against East Tennessee State in 2010 for the most points by a freshman in their debut as a Wildcat. In that game, Maxey's first points didn't come until just after the midway point of the first half, but he scored seven straight points to help Kentucky earn an 11-point halftime lead. From the 10:03 mark of the second half until a pair of Ashton Hagans' free throws with 37 seconds to play, Maxey scored or assisted on 14 straight UK points to hold off the Michigan State rally.

There was no bigger shot that night though than his final 3-pointer with a minute to play. Michigan State had cut the lead to just two and momentum seemed to be swinging to the veteran-laden Spartans. In front of two former UK stars, John Wall and Jones, as well as NBA champion Kevin Durant, Maxey took 6-foot-6 Aaron Henry off the dribble and launched a shot four feet behind the 3-point line. With one swish of the net, Maxey etched his name into Kentucky record books and introduced himself to the nation.

Against Louisville, he made a career-high nine field goals (on 14 shots), sunk a career-best four 3-pointers and tied a career high with seven rebounds. His 27 points are the most by a UK freshman vs. Louisville and the most by a Wildcat in the rivalry since Jodie Meeks score 28 on Jan. 4, 2009.

Highlighted by three 20-point performances, Maxey -- a three-time Southeastern Conference Freshman of the Week selection -- is averaging 13.2 points per game. He's scored in double figures in 13 games with 22 3-pointers. He flirted with a triple-double in his first true road test at Georgia on Jan. 7. Maxey had 17 points, seven rebounds, a career-high eight assists, a career-high four blocks and a steal in 39 minutes against the Bulldogs.

The importance of Maxey on the court was evident in the loss at South Carolina. Maxey suffered a leg contusion that limited him to 15 minutes in the second half. With Kentucky leading

by 13 with 11:39 to play, Maxey exited with his injury. When he returned to the floor with 7:46 to play, the lead was just three for the Wildcats. He also sparked the decisive 15-0 second-half run at Arkansas with five straight points. Maxey had 10 second-half points to lead a double-digit comeback effort at home against Vanderbilt.

Maxey's defense has made huge strides, including holding Georgia Tech's leading scorer Michael Devoe, who entered the game averaging 21.4 points per game, to just five points. Maxey's defense was so good that ESPN analyst Jay Bilas called Maxey the player of the game despite going 0 for 9 from the floor.

## Sestina Nearing 1,000 Career Points

Kentucky's most veteran player, Nate Sestina, is nearing a career milestone. Sestina needs 12 more points to reach 1,000 collegiate points for his career split between Bucknell and UK.

Sestina, considered one of UK's team leaders for his floor presence and energy, is averaging 6.6 points and 4.7 rebounds per game. His career-high five 3-pointers against No. 5 Ohio State appeared to help spearhead a resurgence from long range for the Cats, who have drained six or more in five of the last 10 games beginning with the Ohio State contest.

## Sestina a Candidate for Senior CLASS Award

Nate Sestina is one of 30 candidates for the Senior CLASS Award. Honoring student-athletes who excel both on and off the court, the candidates must be classified as an NCAA Division I senior and have notable achievements in four areas of excellence in community, classroom, character and competition to be eligible for the award.

An acronym for Celebrating Loyalty and Achievement for Staying in School, the Senior CLASS Award focuses on the total student-athlete and encourages students to use their platform in athletics to make a positive impact as leaders in their communities.

Ten finalists will be named in February and placed on the official ballot for a nationwide vote from fans, coaches and media. The winner will be announced during the 2020 NCAA Men's Final Four in Atlanta in April.

Sestina graduated from Bucknell University in May with a degree in geography before transferring to Kentucky as a graduate student this summer. He is enrolled in UK's master's program in health promotion with an emphasis in sport leadership. While at Bucknell, he was a 2019 Patriot League Academic Honor Roll member during his senior season as well as being a part of the dean's list.

Throughout his collegiate career, Sestina has been a mainstay in the community. In just a few short months at Kentucky, he's already participated in serving the Salvation Army, packing lunches, distributing to a local school and playing backyard games with a local elementary school as a part of God's Pantry.

He also participated in a similar project while at Bucknell. One of his favorite community service projects while at Bucknell involved coordinating and executing a local marathon with other student-athletes. Sestina is also active at home while he is visiting family during his breaks from college. He can often be found offering motivational speeches to the football and basketball teams at his former high school. He pops in and reads to the elementary school

## UK's Record vs. AP Ranked Opponents and as an AP Ranked Opponent Under Cal

Kentucky (RK)	1	2	3	4	5	6	7	8	9	10	11	12	13	14	15	16	17	18	19	20	21	22	23	24	25	RV	NR	TOTAL	
1	-	0-1	0-1	1-0	2-0	2-0	-	2-0	1-0	-	0-1	-	-	-	-	2-0	1-0	1-0	-	1-0	3-0	1-0	-	-	-	-	6-2	46-3	69-8
2	1-0	-	-	0-1	1-0	0-1	-	-	-	-	-	1-0	1-0	-	1-0	-	1-0	1-0	-	0-1	-	-	-	-	-	-	4-0	24-0	34-3
3	-	-	-	1-0	-	-	-	-	0-1	-	-	1-0	-	-	-	-	-	-	-	0-1	-	-	-	-	-	-	1-0	17-0	20-2
4	-	0-1	-	-	-	-	0-1	0-1	-	-	-	-	-	1-0	-	-	-	-	-	-	-	-	-	-	1-0	2-0	9-2	13-5	
5	1-0	-	-	-	-	0-1	-	-	-	1-0	-	-	-	-	-	-	-	-	-	0-1	-	-	-	1-0	-	1-0	9-0	13-2	
6	-	-	-	0-1	-	-	1-0	1-0	-	0-1	-	-	-	-	-	-	-	-	1-0	-	-	-	-	-	-	1-0	8-1	12-3	
7	-	-	-	0-1	-	-	-	-	-	-	1-0	-	-	0-1	-	-	-	-	-	1-0	-	-	-	-	-	-	-	5-1	7-3
8	-	-	-	-	-	-	-	-	1-0	-	-	-	1-0	-	-	-	-	-	-	-	-	-	1-0	-	0-1	2-3	13-0	18-4	
9	-	-	-	-	-	-	-	-	-	-	-	-	-	-	-	-	-	-	-	-	-	-	-	-	-	-	7-2	7-2	
10	-	-	-	-	-	-	-	-	-	-	-	-	0-1	-	-	-	-	-	-	-	-	-	-	-	-	-	1-3	10-2	11-6
11	1-0	-	-	-	-	-	1-0	0-1	-	-	-	-	1-0	-	-	-	-	0-1	-	-	-	2-0	-	-	-	-	-	6-1	11-3
12	-	-	-	-	-	-	-	-	-	-	-	-	-	1-0	-	1-0	-	-	-	-	-	-	-	-	-	1-0	2-1	5-1	
13	-	-	-	-	-	-	-	-	-	-	-	-	-	-	-	-	-	-	-	-	-	-	-	-	-	-	7-2	7-2	
14	-	-	0-1	-	-	-	-	-	-	-	-	-	-	-	-	-	-	-	-	-	-	-	-	-	-	1-1	9-1	10-3	
15	-	-	-	-	-	-	-	-	-	-	-	1-0	-	-	-	-	-	1-0	-	-	-	-	-	-	-	1-0	4-0	7-0	
16	-	-	-	-	-	-	-	-	-	-	-	-	-	-	-	1-0	-	-	-	-	-	-	-	-	-	2-0	4-1	7-1	
17	-	-	-	-	-	-	-	-	-	-	-	-	-	-	-	-	-	-	-	-	-	1-1	-	-	-	-	4-2	5-3	
18	-	-	-	-	-	-	-	-	-	-	-	-	-	-	-	-	-	-	-	-	-	0-1	-	-	-	3-2	6-2	9-4	
19	-	-	1-0	1-0	-	-	-	-	1-0	-	-	-	-	-	-	-	-	-	-	-	-	-	-	-	-	-	2-0	5-0	
20	-	-	-	0-1	-	-	-	-	-	-	-	-	-	-	-	-	-	-	-	-	-	1-0	-	-	-	-	3-1	4-2	
21	-	-	-	-	-	-	-	-	-	-	-	-	-	-	-	-	-	-	-	-	-	-	-	-	-	1-0	2-1	3-1	
22	-	-	-	-	-	-	-	-	-	-	-	1-0	-	-	-	-	-	-	-	-	-	-	-	-	-	1-0	5-1	7-1	
23	-	-	-	-	-	-	-	-	-	-	-	-	-	-	-	-	-	-	-	-	-	-	-	-	-	0-1	3-0	3-1	
24	-	-	-	-	-	-	-	-	-	-	-	-	-	0-1	-	-	-	-	-	-	-	-	-	-	-	-	0-1	0-2	
25	0-1	-	-	-	-	-	0-1	-	-	-	-	-	-	-	-	-	-	-	-	-	-	-	-	-	-	-	1-1	1-3	
RV	0-1	1-0	-	-	1-0	-	2-0	-	0-1	-	1-0	1-0	-	-	-	-	-	0-1	-	-	-	-	-	-	-	-	-	6-3	
NR	-	-	-	0-1	-	-	-	-	-	-	1-0	-	-	-	-	1-0	-	-	-	-	-	-	-	-	-	-	-	2-1	
<b>TOTAL</b>	<b>3-2</b>	<b>1-2</b>	<b>1-2</b>	<b>3-4</b>	<b>4-1</b>	<b>2-2</b>	<b>4-2</b>	<b>3-1</b>	<b>3-2</b>	<b>1-2</b>	<b>2-1</b>	<b>4-0</b>	<b>5-0</b>	<b>2-2</b>	<b>1-1</b>	<b>4-0</b>	<b>3-0</b>	<b>2-2</b>	<b>2-2</b>	<b>1-1</b>	<b>4-0</b>	<b>4-0</b>	<b>1-2</b>	<b>1-1</b>	<b>1-0</b>			<b>296-69</b>	
																											<b>Total</b>	<b>62-32</b>	



# NOTES

## Points Per Possession

Game	Off. PPP	Def. PPP
vs. Michigan State	0.96	0.86
EASTERN KENTUCKY	1.07	0.58
EVANSVILLE	0.91	0.96
UTAH VALLEY	1.12	1.01
MOUNT ST. MARY'S	1.17	0.89
LAMAR	1.21	0.84
UAB	1.08	0.91
FAIRLEIGH DICKINSON	1.24	0.78
GEORGIA TECH	1.00	0.79
vs. Utah	0.99	1.03
vs. Ohio State	0.98	1.08
LOUISVILLE	1.11	1.00
MISSOURI	1.08	0.89
at Georgia	1.07	0.95
ALABAMA	1.03	0.91
at South Carolina	1.03	1.07
at Arkansas	1.00	0.90
GEORGIA	1.22	1.08
at Texas Tech	0.99	0.96
VANDERBILT	1.08	0.94
at Auburn		
MISSISSIPPI STATE		
at Tennessee		
at Vanderbilt		
OLE MISS		
at LSU		
FLORIDA		
at Texas A&M		
AUBURN		
TENNESSEE		
at Florida		

## Overall

UK offensive high - 1.24 vs. FAIRLEIGH DICKINSON  
 UK offensive low - 0.91 vs. EVANSVILLE  
 Kentucky SEC offensive high - 1.22 vs. GEORGIA  
 Kentucky SEC offensive low - 1.00, at Arkansas  
 Kentucky postseason high -  
 Kentucky postseason low -

Opponent offensive high - 1.08, last GEORGIA  
 Opponent offensive low - 0.58, EASTERN KENTUCKY  
 Opponent SEC offensive high - 1.08, GEORGIA  
 Opponent SEC offensive low - 0.89, MISSOURI  
 Opponent postseason high -  
 Opponent postseason low -

## Clutch Free Throws

Free throws during a two-possession game (six points or less) at any point with 3:00 to play or overtime:

Player	FTs	Pct.
Immanuel Quickley	17-17	1.000
Johnny Juzang	2-2	1.000
Nate Sestina	2-3	.667
Ashton Hagans	17-20	.850
Nick Richards	13-17	.765
Keion Brooks Jr.	4-6	.667
Tyrese Maxey	2-3	.667
Kahlil Whitney	0-1	.000
<b>Kentucky</b>	<b>57-69</b>	<b>.826</b>

students. Sestina also volunteers at his church, where he packs and organizes donations and distributes the items to families. During the holiday season, he joins his family in singing carols and helping decorate at The Manor, a local assisted living facility.

A native of Emporium, Pennsylvania, Sestina was the first athlete from his hometown to earn an athletic scholarship to a Division I program since the 1970s.

Sestina's freshman season ended prematurely due to a shoulder injury just as he was working his way into the lineup. He chipped away at playing time and eventually carved a starting role during his senior season.

He was an All-Patriot League Second Team and PL All-Tournament Team selection his senior season despite not starting a single game prior to his final season at Bucknell. Adding to his successful senior campaign, he was a National Association of Basketball Coaches All-District Team selection. He ranked second on the team and sixth in the Patriot League in scoring at 15.8 points per game. He paced the Bison and ranked second in the league in rebounding at 8.5 boards per outing. He shot 53.6% from the field, 38.0% from 3-point range and 80.8% from the free-throw line. He's scored in double figures more than 40 times in his career and has 10-plus games with a double-double.

This season, Sestina is averaging 6.6 points and 4.7 rebounds per game for the Wildcats. He's connecting on 44.6% of his field goals, as well as career highs from both 3-point range (41.0%) and the charity stripe (81.5%).

## And the Award Goes to ... Kentucky!

Nick Richards was named the NCAA March Madness National Player of the Week and the Southeastern Conference Co-Player of the Week on Monday.

It's the second time Richards has won a national player of the week honor and the second time he's earned the conference player of the week award. Following the game vs. Louisville on Dec. 28, he won both U.S. Basketball Writers Association and SEC honors.

The Wildcats have won four national honors this season. In addition to Richards' two, Tyrese Maxey took home both NCAA March Madness National Player of the Week and USBWA Wayman Tisdale National Freshman of the Week honors following the U of L game.

Kentucky has dominated the weekly Southeastern Conference awards under John Calipari. UK has won more SEC honors (106) than any school during the Calipari era, including 83 SEC Freshman of the Week honors and 23 SEC Player of the Week awards.

This season, Tyrese Maxey is a three-time SEC Freshman of the Week winner (Nov. 11, Dec. 30, Jan. 13), Nick Richards is a two-time SEC Player of the Week winner (Dec. 30, Jan. 27) and Immanuel Quickley has one SEC Player of the Week honor (Jan. 13).

## S-E-C! S-E-C! S-E-C!

Kentucky is the Southeastern Conference's gold standard. Since the SEC's inception in 1932-33, the Wildcats are the most dominant team in the league, recording a 1,003-282 mark (.781) in regular-season conference play. Only one other team has won more than 750 regular-season SEC games (Alabama), and no other team owns a better winning percentage.

- Kentucky has averaged 11.6 wins and only 3.3 losses per season in 86 seasons in the SEC
- UK has won 48 SEC titles and 31 SEC Tournament championships
- The Wildcats have won 16 of the last 28 SEC Tournaments
- Kentucky has captured at least a share of five of the last 10 SEC regular-season championships under head coach John Calipari
- UK has played in the championship game of the SEC Tournament in eight of Calipari's 10 seasons, winning six times
- Kentucky won its 1,000th game in SEC regular-season action vs. Alabama on Jan. 11. Kansas has won 1,000 conference games when combining its records in the Big 6, Big 7, Big 8 and Big 12, but no team in the country has won 1,000 or more regular-season league games in one conference alone
- Seven teams made the 2019 NCAA Tournament field, tied for the second most of any league in the country
- The SEC had two teams in the Elite Eight, one in the Final Four and went 12-7 in NCAA Tournament games in 2019
- As of the Jan. 27 rankings, three SEC teams are ranked in the Associated Press Top 25. In addition to UK, Auburn is ranked No. 17 and LSU is No. 22. Florida and Arkansas sit just outside the top 25 and received votes

- Eleven SEC schools ranked in the top 100 of the NCAA's Net Evaluation Tool rankings through games on Jan. 29
- The SEC has held its own in the annual Big 12/SEC Challenge. The conferences are 20-20 over the last four seasons in the yearly January showdown

## Kentucky Picked to Win 49th SEC Title

Eleventh-year head coach John Calipari has often described Kentucky as the hunted within the ranks of the Southeastern Conference. With more regular-season and tournament titles than the entire league combined, it's not a far-fetched mantra. If the 2019-20 preseason media poll conducted by the league's media proves true, Kentucky will once again be the pursued.

UK was voted to win their sixth regular-season title under Calipari by the league's media members. Should Kentucky achieve the feat, it would mark the program's 49th overall regular-season title.

It's the 15th time since the 1998-99 season the Wildcats are the overall preseason favorite. Calipari has directed his teams to regular-season SEC crowns in 2010, 2012, 2015, 2016 and 2017. Kentucky has claimed the SEC Tournament title six times under his direction in 2010, 2011, 2015, 2016, 2017 and 2018.

Each school selected media members that cover their team and additional media from across the nation were selected by the conference office to comprise the voting panel. Points were compiled on a 14-13-12-11-10-9-8-7-6-5-4-3-2-1 basis. Each media member also voted for two All-SEC teams.

## Kentucky Trio Preseason All-SEC

In a league as talented as it's ever been, sophomores Ashton Hagans and EJ Montgomery and freshman Tyrese Maxey were tabbed preseason All-Southeastern Conference picks by both the league's media and its coaches.

Hagans was a first-team pick while Maxey and Montgomery were tabbed to the second team. Hagans also received at least one vote for the preseason pick for SEC Player of the Year.

UK has featured at least one player on one of the two end-of-the-season All-SEC teams (media or coaches) since 2006-07.

## Kentucky's Schedule Packs a Punch

Kentucky's schedule is always among the toughest in the country and this season will certainly be no different.

UK's nonconference slate alone saw the Wildcats defeat Michigan State in the Champions Classic in New York, endure a tough trip to Las Vegas vs. Utah and Ohio State, included the annual rivalry vs. Louisville in Rupp Arena, and took the Wildcats to Texas Tech.

Seven of UK's 13 nonconference opponents this season made a postseason tournament in 2019, five of which made the NCAA Tournament. Michigan State (1), Louisville (3) and Ohio State (5) were all ranked in the top five of the Associated Press Top 25 at the time of the meeting. It's the first time UK has played three AP top-five opponents before January since the 1979-80 season. The Wildcats went 2-1 vs. those three opponents.

That nonconference schedule has given way to one of the toughest league schedules in the country. UK will play its permanent home-and-away opponents of Florida, Tennessee and Vanderbilt twice, plus host and visit both Auburn and Georgia. The SEC's 15 NCAA Tournament selections over the last two years are second most in the nation.

The nonconference and league schedule combined reveals that 15 of the 26 opponents UK will face played in the postseason in 2018-19, including 11 in the NCAA Tournament, five in the Sweet 16 and three in the Final Four.

Four Kentucky opponents are ranked in the Jan. 27 Associated Press Top 25, including two nonconference foes in Louisville (6) and Michigan State (14). Texas Tech and Ohio State are receiving votes.

SEC members Auburn (17) and LSU (22) are also ranked among the AP Top 25 and Florida and Arkansas are receiving votes.

## Cats Deliver the Knockout Punch

Kentucky is 276-7 (.975) in the John Calipari era when leading by at least 10 points at any time in the contest.

Ironically, two of the last three instances UK has let a double-digit slip away came on the road at South Carolina. The Wildcats led by as many as 14 in Columbia, South Carolina, on Jan. 15, but the Gamecocks rallied behind a buzzer-beating 3-pointer for the 81-78 win. It was the first time UK let a double-digit lead slip away since Auburn rallied for an overtime win in the 2019 Elite Eight. Prior to that, UK's last loss was another 14-point advantage at South Caro-





lina during the 2017-18 season.

Six of the seven losses are to conference opponents.

Perhaps most impressive of all is that 71.5% of games Calipari has coached in at Kentucky have produced 10-point leads at some point during the game for UK. The Wildcats have led by 10 points or more in a whopping 86.0% of Calipari's 321 career wins at Kentucky.

## Taking Advantage of Free Points

One of Kentucky's strengths is its success at the free-throw line. UK is earning 24.3% of its points at the free-throw line, has a free-throw rate of 41.8% and is connecting at 77.4%. All are among the national leaders.

Kentucky's free-throw distribution percentage is ranked eighth and free-throw rate is rated 13th, according to KenPom.com (through games on Jan. 29). After spending much of the early stages of the season in the top 10, the Wildcats' make percentage is 13th in the nation. Five players are making 73.0% or better (with a minimum of 10 attempts), led by Immanuel Quickley's 91.5% (75 of 82).

Kentucky's strong performance at the line isn't relegated to its success rate of makes, but also the frequency in which the Wildcats are getting to the line and the number of makes per game. UK is traveling to the line an average of 23.7 times a game. The Wildcats are making an average of 18.4. The opposition is averaging 11.8 makes on an average of 17.7 trips a game.

As a matter of fact, UK has made more free throws (367) than its opponents have taken (354). Kentucky's plus-6.6 points per game at the line ranks sixth in the country as of Jan. 29. Utah currently leads the country with a plus-7.5 differential. UK is sixth in the country in points per possession off of free throws at 0.094. Maryland leads that category with 0.109 points per possession coming from the stripe.

John Calipari's best free-throw shooting team at Kentucky shot 72.6% in 2014-15. The 2013-14 squad averaged the most trips (28.7) and makes (19.5) per game under Calipari's tutelage. There's still a long way to go in the season, but UK's current free-throw percentage of .774 would be just shy of the school record of 77.6% by the 1978-79 team.

UK has made its free throws when they matter the most. The Wildcats are 57 of 69 (82.6%) at the line when it's a two-possession game (six points or less) or less at any point with three minutes to play (including overtime).

## Cats Don't Count on the Long Ball

New rules this season that moved the 3-point line to the international basketball distance of 22 feet, 1.75 inches shouldn't be concerning for the Wildcats. For one, with this guard- and wing-oriented team, the 2019-20 team has capable shooters.

Kentucky got off to an extremely slow start from 3 with the Wildcats shooting less than 30% from behind the arc for most of the November and December schedule. Throughout the struggles, John Calipari maintained that this team can shoot.

"I believe we've got good shooters," Calipari said after a 2-for-17 performance vs. Utah.

It appears as if his unwavering faith is coming true. After averaging just 4.2 3-pointers an outing and shooting 27.5% from behind the arc in the first 10 games of the season, the Wildcats are averaging 5.4 treys and shooting 37.5% over the last 10 games.

Percentage wise, the Wildcats strung together its two best performances against Georgia and Alabama in back-to-back victories. After making 50% (6 of 12 at Georgia), Kentucky made 60% (9 of 15) in the home win vs. Alabama.

Whether the recent trend continues or not, Kentucky has never relied on the 3-point shot under Calipari. While teams nationally are taking more 3-point shots than ever before, UK has bucked the trend and played to the style that's best suited that particular group.

The highest percentage of 3-point shots taken under Calipari was the 2010-11 Final Four team that lofted 32.4% of its shots from beyond the arc. No surprise, that team that consisted of Brandon Knight and Doron Lamb on the perimeter is also Calipari's top 3-point shooting team at Kentucky.

Calipari likes his teams to take between 20 to 24 3-point attempts per game. UK is averaging 14.8 attempts through its first 20 games with the longer line.

Further emphasizing Kentucky's ability to win without shooting a ton of 3-pointers, the Wildcats improved to 9-1 under Calipari when making one or fewer 3-pointers in the home win vs. Georgia.

Year	% of Attempts from 3	3-Point FG%
2009-10:	.313	.331
2010-11:	.324 (highest)	.397 (highest)

2011-12:	.265	.378
2012-13:	.293	.346
2013-14:	.276	.332
2014-15:	.271	.349
2015-16:	.310	.366
2016-17:	.316	.353
2017-18:	.258 (lowest)	.357
2018-19:	.296	.354
2019-20	.263	.323 (lowest)

## Forever Young

With a combined 50 starts, 27.2% of the scoring, 30.5% of the rebounding and four key players (Ashton Hagans, Immanuel Quickley, Nick Richards and EJ Montgomery) back from the 2018-19 Elite Eight team -- plus a graduate transfer in Nate Sestina -- this is one of the most experienced teams of the John Calipari era.

The key words being the Calipari era.

In comparison to the rest of the country, it's still inexperienced. According to Ken Pomeroy's experience rankings, UK is 337th in the country out of 353 teams with an average of 0.98 years of experience (through games on Jan. 29). Only four other Power Five teams check in with less experience in the KenPom.com rankings.

UK began the season with nine newcomers on its roster, so growing pains are expected. Having said all that, it does rank as one of Calipari's most experienced teams at Kentucky, and that's important. Every team but one in the Calipari era has made the NCAA Tournament, but his best teams have combined young talent with a few returning pieces.

The 2009-10 squad with John Wall and DeMarcus Cousins featured veteran Patrick Patterson. The 2010-11 Final Four team had DeAndre Liggins and Josh Harrellson. The 2011-12 national championship team boasted three key returners in Terrence Jones, Doron Lamb and Darius Miller. The 2013-14 national runner-up squad featured Alex Poythress and Willie Cauley-Stein. And the 2014-15 team that nearly ran the table had both Poythress and Cauley-Stein back in addition to Andrew and Aaron Harrison and Dakari Johnson.

## Bounce Back

Kentucky doesn't lose very often during the John Calipari era, but when the Wildcats do, they almost always bounce back and its extremely rare for the Wildcats to drop more than one in a row. UK is 53-13 under Calipari following a loss (record does not count end-of-season losses) following the win at Arkansas on Saturday.

Kentucky's back-to-back losses to Utah and Ohio State marked just the 13th time the Cats have lost consecutive games during the Calipari era and the most recent since dropping four in a row from Feb. 3-14, 2018. That stretch was the first four-game losing streak under Calipari and the only time Kentucky has lost more than two games in a row under Calipari.

Previously, the last time UK lost four games in a row was in February 2009, when the Wildcats dropped four straight games to end the regular season. It was the first time Calipari had lost four straight since the end of the 2004-05 season at Memphis.

UK has never lost back-to-back home games under Calipari.

## Taking Care of Business

Kentucky's 62-32 record vs. opponents ranked in the Associated Press Top 25 in John Calipari's tenure is impressive, but the Wildcats' ability to beat all-comers can't be overlooked. Under Calipari, UK is 259-43 vs. unranked competition, an .858 winning percentage.

## Defense is the Difference Again

Long. Athletic. Interchangeable parts. Like so many of his past teams, this Kentucky squad is once again stingy defensively.

Through 20 games, opponents are making just 38.9% from the floor, ranked 29th in the country (through games on Jan. 29). Opponents are only scoring 65.0 points per game. And unlike last season when it seemed like every opponent early in the schedule caught fire from outside, the opposition is only making 28.9% from behind the arc.

Included in the early defensive play was a spectacular effort vs. the then-No. 1 team in the country, Michigan State, in which UK held the Spartans to just 62 points, 39.3% shooting and 19.2% from 3. The Wildcats limited Louisville to 35.5%.

Sophomore Ashton Hagans, the 2019 Southeastern Conference Co-Defensive Player of the Year, is once again playing lockdown defense with 2.2 steals per game and is a midseason

## Lineup Comparison

Most Frequent Lineups	Total Minutes	Points For	Points Against	+/-	+/- per 40 min.
Hagans, Quickley, Montgomery, Richards, Maxey	128:21	273	203	+70	+21.82
Hagans, Sestina, Quickley, Richards, Maxey	68:12	131	119	+12	+7.04
Hagans, Sestina, Quickley, Montgomery, Maxey	44:22	85	69	+16	+14.43
Hagans, Quickley, Richards, Maxey, Brooks Jr.	44:15	89	64	+25	+22.60
Hagans, Sestina, Whitney, Richards, Maxey	31:38	50	41	+9	+11.38
Hagans, Whitney, Montgomery, Richards, Maxey	27:05	42	48	-6	-8.86
Hagans, Montgomery, Richards, Maxey, Brooks Jr.	25:47	37	27	+10	+15.51
Hagans, Sestina, Quickley, Maxey, Brooks Jr.	24:38	40	50	-10	-16.24
Hagans, Quickley, Montgomery, Maxey, Brooks Jr.	22:25	52	27	+25	+44.61
Hagans, Montgomery, Richards, Maxey, Juzang	21:10	40	29	+11	+20.79



# NOTES

candidate for the Naismith National Defensive Player of the Year.

Perhaps the biggest development on the defensive side of the ball is Nick Richards' continued emergence as a rim protector. The junior is averaging a career-best 2.4 blocks per game with seven games of four or more rejections, including seven swats vs. Lamar, the most blocks by a Wildcat since Karl-Anthony Towns denied seven shots on Jan. 20, 2015.

Richards and Immanuel Quickley rank among the best defenders in the country according to Synergy Sports' defensive rankings.

## Hold Them to 55 Points, 40%

Defense has always been a recipe for success for the Wildcats under John Calipari. The special ingredient: 55 points. UK is a perfect 77-0 under Calipari when holding the opponent to 55 points or fewer, including 3-0 this season. The Wildcats are 182-7 (96.3%) under Calipari when limiting the opponent to 63 points or less. UK is 9-0 thus far this season in the category. Kentucky's 61-59 loss to Tennessee in 2017-18 snapped a 60-game winning streak when holding the opponent to 63 or less.

Kentucky also fares well when it keeps the competition to 40% or less from the floor. UK is 197-18 (.916) vs. opponents under Calipari when its field-goal percent is 40% or less. The Wildcats are 10-2 this season.

## Sharing is Caring

After John Calipari voiced displeasure with his team's low assist numbers in the first few games -- especially after a six-assist night in the stunning upset to Evansville -- UK responded.

The Wildcats are now sharing the ball at a Calipari-era record rate. UK had dished out at least 15 assists in nine of the last 14 games. The Wildcats' current assist rate (number of baskets that are assisted) is 55.6%, the best mark of the Calipari era.

Of course, it helps to have a distributor like Ashton Hagans running the point. He ranks sixth in the country with 7.2 assists per game, through games on Jan. 29. He's posted five or more assists in all but two games this season and seven or more 13 of the last 16 games.

## Injury Bug

Kentucky's depth has been tested by a number of injuries this season. Ten current Wildcats have dealt with injuries or are rehabbing old ones, oftentimes limiting UK's depth in games.

- Dontaie Allen (left knee) - return: undetermined | Torn ACL from senior season of high school; participated in strength and conditioning programs over the summer and continues to progress with rehabilitation program, including participating in practices recently
- Ashton Hagans (left ankle) - available | Sprained left ankle against Missouri; also dealt with a lower right leg injury early in the season but has not missed a game
- Ben Jordan (head injury) - available | Sustained a head injury in practice and was unavailable vs. Fairleigh Dickinson
- Johnny Juzang (illness) - available | Missed Missouri and Georgia games with an illness
- Tyrese Maxey (thigh contusion) - available | Sustained a thigh contusion in the second half at South Carolina
- EJ Montgomery (right ankle) - available | Sustained a right ankle sprain in the first half of the Michigan State game; missed the next three games and returned vs. Mount St. Mary's
- Zan Payne (right knee) - return: undetermined | Continuing to rehab from a knee injury from his senior season of high school; underwent a rigorous rehab program over the summer and participated in his first practices recently
- Nick Richards (left ankle) - status: available | Sprained his left ankle during the Georgetown College exhibition games and missed the final exhibition vs. Kentucky State
- Nate Sestina (left wrist) - status: available | Fractured his left wrist on Nov. 26 and returned three weeks later vs. Utah
- Immanuel Quickley (chest contusion) - available | Suffered chest contusion in practice prior to Utah Valley and did not play vs. the Wolverines. Returned the following game

## Jordan First Two-Sport Star Since Braddy

Even with key returners, a deep and talented recruiting class, and the addition of graduate transfer Nate Sestina, Kentucky suffered major losses from last season.

From a numbers standpoint, UK needed more depth. When John Calipari heard there was a 6-foot-9, 250-pound pitcher on the baseball team with considerable basketball talent, he called UK baseball head coach Nick Mingione.

Enter Ben Jordan.

Jordan joined the team just before the Blue-White Game and has been even more important recently because of injuries and ailments to five different players before Thanksgiving.

Jordan is the first multi-sport basketball player since Nehemiah "Junior" Braddy, who played four seasons with the basketball team (1990-93) and one with the baseball team (1991). It's worth noting that while former UK basketball player E.J. Floreal played both basketball (2014-16) and track at UK, he didn't begin his track career until after leaving basketball.

Although Jordan is a highly regarded baseball prospect with a lively arm, he's also a talented basketball player. He played at West Carter High School in Olive Hill, Kentucky, where he was the all-time leading rebounder and shot blocker and the eighth all-time leading scorer.

Jordan won Eastern Kentucky Conference Defensive Player of the Year in his senior season

in addition to EKC First Team honors. He averaged 12.2 rebounds a contest in his final year.

Jordan is expected to be a major part of the UK baseball team in the spring. A 2016 Under Armour All-American in high school, he appeared in 10 games last season after redshirting in 2018 with an injury. Over the summer, playing for the Gaithersburg Giants of the Cal Ripken College Baseball League, Jordan appeared in seven games with six starts. He went 1-1 with a 2.70 ERA in 26.2 innings, allowing just 14 hits while striking out 36 en route to First Team All-Cal Ripken League honors.

## Watch Out for These Wildcats

Stocked full of some of the nation's top talent, a handful of Wildcats are on a number of national watch lists:

- Ashton Hagans - John R. Wooden Award Midseason Top 25 (Los Angeles Athletic Club National Player of the Year), Citizen Naismith Trophy preseason (Atlanta Tipoff Club NPOY), Luke Olson Award preseason (NPOY), Bob Cousy Award preseason (Naismith Memorial Basketball Hall of Fame's best point guard), Naismith Defensive Player of the Year midseason
- Tyrese Maxey - Wooden Award Midseason Top 25, Oscar Robertson Trophy preseason (U.S. Basketball Writers Association NPOY), Naismith Trophy preseason, National Association of Basketball Coaches Division I Player of the Year preseason, Jerry West Award preseason (HOF's best shooting guard)
- EJ Montgomery - Karl Malone Award preseason (HOF's best power forward)

## Always Efficient

According to Ken Pomeroy's calculations on kenpom.com, UK's teams under John Calipari have consistently ranked among the most efficient teams in the country per possession.

Year	Offense (Rank)	Defense (Rank)	Overall
2020	111.2 (34)	94.0 (45)	32nd
2019	117.6 (14)	90.1 (8)	8th
2018	115.8 (24)	95.4 (22)	17th
2017	119.1 (12)	91.4 (7)	4th
2016	120.4 (5)	98.0 (53)	6th
2015	119.3 (5)	86.5 (2)	1st
2014	117.6 (10)	96.9 (41)	11th
2013	108.8 (42)	99.1 (129)	42nd
2012	122.9 (2)	88.2 (9)	1st
2011	118.1 (7)	90.4 (15)	6th
2010	116.1 (15)	86.2 (6)	3rd

*\*through games played on Jan. 29*

## Adebayo, Davis Named Selected to NBA All-Star Game

Two former Kentucky men's basketball players will appear in the 69th NBA All-Star Game on Feb. 16 at the United Center in Chicago. Anthony Davis (New Orleans Pelicans) was voted in as a starter and Bam Adebayo (Miami Heat) was selected by the league's coaches as reserves.

Kentucky's two NBA All-Star selections are tied for the most of any college.

While Davis will be making his seventh overall appearance -- most all-time among former UK players -- and his fourth as a starter, it will mark the first for Adebayo, putting an official stamp on his breakthrough season.

Teams will be set by the All-Star starters who led their respective conferences in fan votes during NBA All-Star voting, LeBron James (Los Angeles Lakers) and Giannis Antetokounmpo (Milwaukee Bucks) will serve as this year's captains.

The team rosters for the 69th NBA All-Star Game will be revealed on TNT in a special NBA All-Star craft on Feb. 6 at 7 p.m. The game will air Feb. 16 at 8 p.m. ET on TNT and ESPN Radio.

## Nation-Best 29 Wildcats on NBA Opening-Day Rosters

As the 2019-20 NBA season began, 29 players on NBA opening-day rosters (including two-way and inactive lists) played and finished their college basketball careers at Kentucky.

Underscoring the fact that no other school in the country can match UK's ability to develop players and put them in the NBA, UK's 29 players were again the most of any college basketball program, beating the next-closest school (Duke) by five players.

Of the 496 players in the NBA to start the 2019-20 season, 5.8% played and finished their college basketball careers at UK. There were actually fewer teams without a Wildcat (12) than there are NBA teams featuring Wildcats (18).

Of the 29 Wildcats on an opening-day NBA roster, John Calipari has coached 28 of them. With Derrick Rose (Detroit Pistons), who played for Calipari during the 2006-07 season at Memphis, Calipari has coached 29 players on 2019-20 opening-day rosters.

Kentucky has enjoyed unprecedented success at putting players in the NBA under Calipari. In the 10 seasons of the Calipari era, 38 players have been selected in the NBA Draft, more than any other school. Included in the recent run are 29 first-round picks, three No. 1 overall selections (Davis, Karl-Anthony Towns and John Wall) and 21 lottery selections.

Calipari's players are not only reaching the next level, they are succeeding when they do.

## Wins vs. Losses in 2019-20

Result	FG%	Opp. FG%	3-Pt. FG%	Opp 3-Pt. FG%	FT%	RPG	APG	TOPG	BPG	SPG	PPG	Opp PPG
Wins	.476	.377	.347	.273	.786	39.8	15.3	13.1	5.5	5.1	77.2	63.2
Losses	.411	.443	.250	.361	.722	33.0	11.8	12.8	3.5	6.3	68.2	72.0



His players have garnered 22 All-Star selections, with Anthony Davis winning the game's MVP honor in 2017. Rose was named MVP in 2011. Five of his players have been tabbed All-NBA (Rose, Wall, Davis, DeMarcus Cousins and Towns), three have been named NBA Rookie of the Year (Rose, Tyreke Evans and Towns), and 12 players from Calipari's first nine teams at Kentucky have made the NBA All-Rookie teams.

Using figures compiled by basketball-reference.com and spotrac.com, Calipari-coached players only (which includes Rose but not Rondo) have amassed more than \$2.26 billion in career NBA contracts. In the 10 seasons Calipari has been the head coach at Kentucky, his players have totaled nearly \$1.9 billion in NBA contracts.

In just the 2019-20 season alone, UK players will make more than \$255 million. Calipari-coached players only (includes Rose but not Rondo) will make more than \$260 million.

A full breakdown of the current Wildcats in the NBA can be found later in the notes.

## **Kentucky at No. 1**

For the seventh season in the 11-year John Calipari era, the Kentucky men's basketball team earned a No. 1 ranking in the Associated Press Top 25 on Nov. 11.

After defeating Michigan State, the previous No. 1 team, in the State Farm Champions Classic and then following it up with a dominating 42-point victory vs. Eastern Kentucky the Wildcats were named the March Madness Team of the Week and then moved atop the AP Top 25 for the first time since December 2016.

No other school has reached No. 1 in seven of the last 11 seasons while Calipari has been at Kentucky. According to STATS, only three other programs (Duke, North Carolina and UCLA) have ever been ranked No. 1 in seven different seasons during an 11-year span.

The Wildcats' stay at No. 1 was brief after a shocking loss to Evansville. It marked just the third loss ever by Kentucky in 57 games in Rupp Arena as the No. 1 team in the country. UK fell to 69-8 as the AP top-ranked team under Calipari.

The Wildcats own an all-time record of 220-31 (.876) at No. 1 in the AP Top 25. UK has appeared at the top of the AP poll 24 different seasons in school history, and the latest stay marked the program's 125th week at No. 1, third most in college basketball (Duke has 145 and UCLA, thanks in large part to its dynasty in the 1960s and 1970s, has 134).

Calipari, one of only two coaches (Frank McGuire) to lead three programs to a No. 1 ranking, is no stranger to the top spot. Dating back to his time at Memphis, Calipari-coached teams have reached No. 1 in eight of the last 13 seasons. Including his tenure at UMass, his teams have ranked No. 1 in 10 different seasons.

## **2012 Title Team Voted Team of the Decade**

Kentucky led college basketball in the 2010s in NCAA Tournament wins, Final Four appearances and NBA Draft picks. According to the Associated Press, the Wildcats also featured the best team of the decade.

The AP Top 25 panel tabbed the 2011-12 championship squad the best college basketball team of the decade. The 26-member panel voted UK ahead of the 2017-18 Villanova title team.

The 2012 national championship team was dominant in every sense of the word. En route to a 38-2 season, the Wildcats captivated the nation with a smothering defense, unselfish play, depth, balance and talent. Led by freshman Anthony Davis, the 2012 team snapped a 14-year title drought with the program's eighth national championship.

Davis, who won all but one of the major national player of the year awards, was the most dominant player in the country, not because of his offense – which was still superb – but because of his defensive abilities and rebounding prowess. The 6-foot-10 forward set a school record for blocked shots with 186, in addition to averaging a team-best 14.2 points and 10.4 rebounds per game.

The national championship game by Davis underscored the story of the 2012 Wildcats. Although Davis was 1 for 10 from the floor, he was named the Final Four Most Outstanding Player after taking over the title game vs. Kansas with 16 rebounds, six blocks and three steals.

Of course, Davis had plenty of help. Five other players on the team were selected in the NBA Draft just a few months later, including Michael Kidd-Gilchrist – arguably the emotional heartbeat of the team – who would later make history with Davis by becoming the first college teammate to go 1-2 in the draft.

Senior Darius Miller, sophomores Terrence Jones and Doron Lamb, and freshman Marquis Teague provided an unstoppable cast that lost its two games by a combined eight points, one of which was on a buzzer beater.

Memorable victories included a December showdown with preseason national title favorite North Carolina, avenging the first loss of the season with a victory over Indiana in the Sweet 16 and defeating archrival Louisville in the Final Four.

The championship marked John Calipari's first and was a part of four Final Four appearances in five seasons, one of just three schools to accomplish that feat.

Kentucky's 38 wins in 2011-12 is still tied for the most in NCAA Division I history, as are the six NBA Draft picks. Both marks were later tied by the 2014-15 UK team.

The Sporting News also voted John Calipari its College Basketball Coach of the Decade. More on that in the Calipari section below.

## **UK-Michigan Ink Three-Year Series Starting in London**

Kentucky has signed a three-year deal with Michigan that will take the Wildcats to London next season and add a marquee home-and-home series for the following two years.

Beginning with a trip to O2 Arena in London in December of 2020 – exact date to be announced at a later time – the Wildcats and Wolverines will play three consecutive seasons. UK will travel to Ann Arbor, Michigan, for the Dec. 4, 2021 game, and Kentucky will host Michigan in Rupp Arena on Dec. 3, 2022.

The neutral-site game between the two schools will be hosted by the Naismith Memorial Basketball Hall of Fame and serve as a fundraiser for the Hall. It will be the first NCAA Division I college basketball game to be played in one of the world's most popular venues. All further details on play date, game time, television partner, ticket pricing, ancillary events and ticket on-sale will be announced in January of 2020.

Kentucky has played internationally on a number of occasions for foreign exhibition tours, but the London trip will mark UK's third regular-season game outside the U.S. and first in Europe.

London played host to the 1948 U.S. Olympic team that consisted of a handful of Wildcats. After winning the 1948 national championship – UK's first NCAA title – five Wildcats represented the U.S. in the 1948 Olympics in London. The Kentucky-led team won all eight of its games to win the gold medal.

UK leads the all-time series with Michigan 5-2. The most memorable matchup of the bunch – at least in the eyes of Big Blue Nation – was the most recent in March 2014 in Indianapolis. The Wildcats edged the Wolverines 75-72 in a classic in the Elite Eight. Aaron Harrison hit the second of three straight game-winning 3-pointers to advance UK to the Final Four. Howard's Wolverines knocked off Kentucky 81-78 in overtime in the 1993 Final Four to advance to the national championship game.

The on-campus visits in 2021 and 2022 will mark the first in the series since UK's 1970 trip to Ann Arbor and the 1968 UK Invitational Tournament in Memorial Coliseum. The series is tied 1-1 in Lexington, but the Wildcats lead Michigan 2-0 in Ann Arbor and 2-1 at neutral sites.

## **Best in the Bluegrass**

Kentucky defeated both of its in-state foes in 2019-20 (Eastern Kentucky and Louisville), continuing its domination of teams in state under John Calipari. Kentucky is now 19-2 against in-state foes with Calipari at the helm.

The overall mark also includes an 11-2 record vs. Louisville. Two of the victories over the Cardinals were in postseason play. UK's four-game winning streak was snapped in 2016-17 but the Wildcats have won all six meetings played in Rupp Arena, including a 29-point blowout in 2017-18, the third-biggest margin of victory in the history of the series. Louisville's two wins are by a combined six points.

Here's a list of the meetings between the state's two premier programs since Calipari took over at UK:

- Jan. 2, 2010 - UK won 71-62 at Rupp Arena
- Dec. 31, 2010 - UK won 78-63 at the KFC Yum! Center
- Dec. 31, 2011 - UK won 69-62 at Rupp Arena
- March 31, 2012 - UK won 69-61 at the Superdome (NCAA Final Four in New Orleans)
- Dec. 29, 2012 - Louisville won 80-77 at the KFC Yum! Center
- Dec. 28, 2013 - UK won 73-66 at Rupp Arena
- March 28, 2014 - UK won 74-69 at Lucas Oil Stadium (NCAA Sweet 16 in Indianapolis)
- Dec. 27, 2014 - UK won 58-50 at the KFC Yum! Center
- Dec. 26, 2015 - UK won 75-73 at Rupp Arena
- Dec. 21, 2016 - Louisville won 73-70 at the KFC Yum! Center
- Dec. 29, 2017 - UK won 90-61 at Rupp Arena
- Dec. 29, 2018 - UK won 71-58 at the KFC Yum! Center
- Dec. 28, 2019 - UK won 78-70 (OT) at Rupp Arena

## **Wildcats Ink Six in Fall Signing Period**

Upon accepting the position of head coach of the Kentucky men's basketball program 10 years ago, John Calipari said one of the reasons he was chosen for the job was because he could recruit the best of the best.

It was a promise kept and a promise on which he continues to deliver. As he begins what he's calling his "second tour" at UK, he hasn't lost his touch.

Calipari and the Wildcats made an emphatic statement during the fall signing period with the additions of six highly skilled, athletic players to the program. UK signed decorated prospects Devin Askew, BJ Boston, Terrence Clarke, Cam'Ron Fletcher, Isaiah Jackson and Lance Ware to national letters of intent.

"I'm really excited about this group of young men," Calipari said. "They recruited us as much as we recruited them. They wanted this culture. They wanted to be with other good players. They didn't need crazy promises. They wanted this. In the past, when we've had groups like that, it's led to success both individually and as a team. When you're building a great team, not only do you need to be talented, you need to have high-character individuals, which we have with this group. These are great kids from good families."

All six players are consensus four- or five-star prospects and all are ranked in the top 60 by the major national recruiting services. Five of the six were on the preseason watch list for the Naismith High School Trophy (Askew was excluded because of his recent reclassification).

With the spring signing class still to go (begins April 15), UK is expected to have one of the nation's top classes yet again. In every season in the Calipari era, the Wildcats have signed a top-three recruiting class according to the Recruiting Services Consensus Index, which tallies major recruiting rankings and plugs them into a formula to calculate a consensus ranking.

Kentucky has now signed 59 top-50 recruits, 46 top-25 players and 25 top-10 players (according to Rivals) in what will now be Calipari's 12 recruiting classes at Kentucky.

UK can only comment on prospective student-athletes who have signed official paperwork to play at Kentucky.

- Askew - Guard | 6-foot-3, 195 pounds | Sacramento, Calif. | Naismith High School Trophy Midseason Watch List | Averaged 14.0 points, 6.8 assists and 3.5 rebounds while leading his team as a sophomore to the California Interscholastic Federation Open Division Southern California Regional championship | Averaged 11.6 points, 5.1 assists and 4.8 rebounds while



# NOTES

shooting 41.4% from 3 on the Nike EYBL circuit last summer | Ranked No. 25 overall player in the 2020 class by ESPN | Five-star prospect | No. 1 point guard in the class of 2021 before reclassification | College-ready frame | Winner with a team-first mentality

- Boston - Guard | 6-7, 185 pounds | Norcross, Ga. | Naismith High School Trophy Midseason Watch List | McDonald's All American | Consensus five-star prospect | Averaged 22.8 points, 8.1 rebounds, 3.2 assists and 1.9 steals in the 2018 Nike EYBL circuit | Ranked as high as No. 4 overall by Rivals | Top shooting guard in the Rivals rankings | 2018-19 MaxPreps Boys Basketball Junior All-American Team Honorable Mention | Averaged 18.4 points, 5.4 rebounds 1.9 steals while leading his previous high school to the Georgia state semifinals last season | Long and athletic | One of the top scorers in the class of 2020

- Clarke - Guard | 6-7, 185 pounds | Boston | Naismith High School Trophy Midseason Watch List | McDonald's All American | Consensus five-star prospect | Averaged 16.2 points, 5.1 rebounds and 3.7 assists in the Nike EYBL circuit last summer | Consensus top-10 player in the 2020 class | 247Sports ranks him the No. 4 overall player in the class | No. 1 ranked shooting guard in 2020 class by 247Sports | Long, athletic, scoring guard | Tools to be a shutdown defender

- Fletcher - Guard | 6-6, 195 pounds | St. Louis | Consensus four-star prospect | Averaged 11.8 points, 6.5 rebounds and 1.4 assists in the Nike EYBL last summer | Checks in as high No. 42 overall by Rivals | One of the top wings in the class | Athletic, versatile player with high upside | Length and tools to be an elite two-way player

- Jackson - Forward | 6-9, 200 pounds | Waterford, Mich. | Rivals tabs him a five-star prospect | Averaged 10.9 points, 6.0 rebounds and 2.3 blocks at this past summer's Nike EYBL | Ranked as high as No. 27 in Rivals' class of 2020 rankings | No. 3 power forward in the country in the Rivals rankings | Elite defender and rim protector | Explosive athlete with length and underrated strength

- Ware - Forward | 6-9, 215 pounds | Camden, N.J. | Rivals ranks him a five-star prospect | Averaged 11.4 points, 6.0 rebounds and 1.3 blocks during Nike EYBL play over the summer | Increased averages to 14.4 points, 6.4 rebounds and 2.4 blocks at the Nike Peach Jam | Rose to No. 32 overall in the Rivals rankings and the No. 3 power forward | Skilled big man who finishes well 15 feet and in | High shooting, passing and dribbling marks for his position

## **Boston, Clarke Selected for McDonald's All American Game**

The Kentucky men's basketball team's 2020 signing class will be well represented at the 2020 McDonald's All American Game. Fall signees BJ Boston and Terrence Clarke are the latest "burger boys" who will play in the prestigious all-star game before heading to UK next season. UK is one of three schools with multiple selections.

The 43rd edition of the game is set for April 1 at the Toyota Center in Houston. Tipoff is set for 7 p.m. on ESPN2.

With the latest selections, UK has signed 37 players McDonald's All Americans out of high school during the John Calipari era, more than any other school in the country during that time period. Multiple players from each of Calipari's signing classes have been tabbed McDonald's All Americans, including five each in 2013 and 2017.

Kentucky has signed 69 McDonald's All Americans since the game began in 1977, including current Wildcats Nick Richards (2017), EJ Montgomery (2018) and Immanuel Quickley (2018), Tyrese Maxey (2019).

## **Leach, Ledford Honored by NSMA**

It's only fitting that "The Greatest Tradition in the History of College Basketball" has some of the greatest broadcasters calling the action for Big Blue Nation.

Tom Leach, the current "Voice of the Wildcats" and Cawood Ledford, one of Leach's predecessors, were recently honored by the National Sports Media Association. Ledford, the 39-year voice of Wildcats football and men's basketball, was named to the NSMA Hall of Fame while Leach has been chosen as the Kentucky SportsCaster of the Year. They will be recognized at the annual NSMA Awards Banquet, slated for June 29 in Winston-Salem, North Carolina.

Ledford called UK games from 1953 until his retirement in 1992. His work with the Wildcats were more than enough to gain national fame, but his impact was felt far beyond the Commonwealth. He handled the radio call of the NCAA Final Four for 18 years and was four times named the top college basketball announcer in the nation. Ledford also was prominent in horse racing, handling 22 Kentucky Derby broadcasts, and winning numerous awards for his coverage of that sport. He was the Kentucky SportsCaster of the Year by the NSMA 22 times. He is a member of the UK Athletics Hall of Fame and the Kentucky Athletics Hall of Fame.

Leach has been a member of the UK Athletics broadcast team since 1989 and has been the play-by-play voice of Wildcats football since 1997 and men's basketball since 2001. This is the sixth time he has been named the Kentucky SportsCaster of the Year. Like Ledford, he is known for his expertise in horse racing and has won two Eclipse Awards for his coverage. He received the 2019 Tom Hammond Media Award from the Bluegrass Sports Commission and was named a distinguished alumnus of the University of Kentucky School of Journalism and Media.

## **LCC Announces Naming Rights Agreement with Central Bank**

Lexington Center Corporation announced a landmark naming rights agreement with Central Bank, rebranding Lexington-Central Kentucky's premier convention, meeting, sports and entertainment complex as Central Bank Center. The iconic Rupp Arena will be Rupp Arena at Central Bank Center.

The agreement is between Central Bank and JMI Sports, and UK/LCC's multimedia rights partner. This agreement bolsters Central Bank's existing relationship with JMI Sports and UK to an annual average investment of \$4.1 million with a term of 14 years, expiring in 2033. Upon completion of the renovation, the portion of this investment associated with naming rights will

be \$1.5 million. The opportunity to sell naming rights with other media rights is part of LCC's and the university's Right of Use Agreement executed in February 2018 and transferred media rights ownership to UK.

A key part of the agreement is the naming rights to the Lexington Convention Center complex, which is currently undergoing a major expansion. To preserve and honor the history and tradition of the legendary basketball program led by Adolph Rupp, the arena will be known as Rupp Arena at Central Bank Center. The Central Bank Center brand will be on interior, exterior and directional signage, as well as collateral materials related to the Convention Center and Rupp Arena. New graphics are being designed which will be fully integrated into the expansion project and other areas of the facility.

## **Cousins Inducted into UK Athletics Hall of Fame**

DeMarcus Cousins was inducted into the UK Athletics Hall of Fame as a member of the 2019 class in September.

Cousins was one of the key players on the 2009-10 Kentucky team that went to the Elite Eight in John Calipari's first season at UK. Cousins was named an NCAA Consensus Second Team All-American, including first-team recognition from the Associated Press, the 2010 Southeastern Conference Freshman of the Year by the league's coaches, and an All-SEC First Team (AP and coaches) selection.

While at UK, Cousins led the Wildcats to a No. 1 national ranking, an SEC regular-season championship and an SEC Tournament championship. He averaged 15.1 points and 9.9 rebounds and concluded freshman season with eighth-most rebounds in a single season in UK history with 375.

Following his one season in Lexington, Cousins was selected by the Sacramento Kings with the fifth overall pick in the 2010 NBA Draft. He's since gone on to a highly successful NBA career. He is a four-time NBA All-Star, was named to All-NBA Second Team in 2015 and 2016, and averaged double figures in all of his nine seasons in the league.

## **Success Rate**

The Wildcats received an NCAA award in the spring of 2019 for placing in the top 10% of all men's basketball teams in the country in the NCAA's annual Academic Progress Rate. UK scored a perfect 1,000. It's the fifth straight year the men's basketball team received the award and the sixth time since 2009.

The APR provides a real-time look at a team's academic success by the progress of each student-athlete on scholarship. The APR measures academic eligibility, retention and graduation. The scores are a four-year composite, covering the 2014-15 through 2017-18 school years.

Every Division I sports team across the nation calculates its APR each academic year, similar to a report card. Scholarship student-athletes each semester earn one point for remaining eligible and one point for staying in school or graduating.

UK has received a perfect 1,000 mark in each of the last six single-year APR rates.

The NCAA cut score to compete in the 2019-20 postseason is a 930 four-year APR. Teams scoring below 930 can face consequences intended to direct additional focus on academics. Those penalties can include practice restrictions and playing-season reductions.

## **Whitney Leaves Program**

Freshman forward Kahlil Whitney left the program on Jan. 24 to pursue other options.

"I can't express enough the respect I have for Coach Calipari," Whitney said. "I've learned a lot from him in my short time at UK and will take much of his wisdom with me as I continue on my journey. I am forever thankful for my time at Kentucky and for all the people I've met along the way. I thank the coaches, my teammates, tutors, training staff, advisers and professors for working with and believing in me. I wish Big Blue Nation all the best! I've heard your voices and positive messages, and I thank you for your continued love and support. I will always be cheering for UK's success and for all my brothers on the court."

Whitney played in 18 games with eight starts. He averaged 3.3 points and 1.7 rebounds in 12.8 minutes of action in 2019-20. The 6-foot-6 forward scored a season-high 11 points vs. Eastern Kentucky and nine points vs. Mount St. Mary's.

"First and foremost, Kahlil is a great kid," UK head coach John Calipari said. "This is tough for me because Kahlil is a tremendous person who is going to do great things. I certainly don't want to see him go because I wanted to continue to coach him, but I understand his decision and, as we always do here, will support him in whatever way we can. As I told Kahlil ... I hope he goes on and does his thing and makes us all proud. I know he will stay in touch with us and I know our fans will continue to support him as he takes this next step."

Whitney signed with Kentucky as a McDonald's All American and the No. 11 overall player in the class of 2019 by the Recruiting Services Consensus Index. He scored more than 2,000 points in his high school career at Roselle Catholic (New Jersey) and helped lead his team to a title at the New Jersey Tournament of Champions in his junior season.

The Chicago native was also a Jordan Brand All-American and was named co-MVP of the Allen Iverson Roundball Classic. Whitney was named to the Naismith High School Boys' All-America Third Team after his junior season.



# KENTUCKY BY THE NUMBERS

Date	Opponent	Result	Points	Rebounds	Blocks	Steals	Assists
<b>O. 27</b>	<b>GEORGETOWN COLLEGE (Exh.)</b>	W, 80-53	Quickley - 16	Sestina - 10	Montgomery - 3 <sup>^</sup>	Hagans - 4 <sup>^</sup>	Hagans - 10 <sup>^</sup>
<b>N. 1</b>	<b>KENTUCKY STATE (Exh.)</b>	W, 83-51	Two tied - 15 <sup>^</sup>	Brooks Jr. - 9 <sup>^</sup>	Whitney - 3 <sup>^</sup>	Three tied - 3 <sup>^</sup>	Hagans - 9 <sup>^</sup>
<b>N.5</b>	#1/1 Michigan State <sup>1</sup>	W, 69-62	Maxey - 26 <sup>^</sup>	Sestina - 6	Montgomery - 2 <sup>^</sup>	Quickley - 2 <sup>^</sup>	Hagans - 3
<b>N.8</b>	<b>EASTERN KENTUCKY</b>	W, 91-49	Richards - 21 <sup>^</sup>	Sestina - 11 <sup>^</sup>	Richards - 4 <sup>^</sup>	Hagans - 3 <sup>^</sup>	Two tied - 5 <sup>^</sup>
<b>N.12</b>	<b>EVANSVILLE</b>	L, 67-64	Quickley - 16	Quickley - 9 <sup>^</sup>	Two tied - 1 <sup>^</sup>	Three tied - 2 <sup>^</sup>	Hagans - 3 <sup>^</sup>
<b>N.18</b>	<b>UTAH VALLEY<sup>2</sup></b>	W, 82-74	Hagans - 26 <sup>^</sup>	Sestina - 12 <sup>^</sup>	Two tied - 1	Two tied - 1	Hagans - 6 <sup>^</sup>
<b>N.22</b>	<b>MOUNT ST. MARY'S<sup>2</sup></b>	W, 82-62	Richards - 19 <sup>^</sup>	Hagans - 7 <sup>^</sup>	Richards - 3 <sup>^</sup>	Whitney - 2 <sup>^</sup>	Hagans - 7 <sup>^</sup>
<b>N.24</b>	<b>LAMAR<sup>2</sup></b>	W, 81-56	Maxey - 21 <sup>^</sup>	Richards - 13 <sup>^</sup>	Richards - 7 <sup>^</sup>	Two tied - 2	Hagans - 9 <sup>^</sup>
<b>N.29</b>	<b>UAB<sup>2</sup></b>	W, 69-58	Two tied - 16	Richards - 9 <sup>^</sup>	Montgomery - 2 <sup>^</sup>	Hagans - 2 <sup>^</sup>	Hagans - 12 <sup>^</sup>
<b>D.7</b>	<b>FAIRLEIGH DICKINSON</b>	W, 83-52	Montgomery - 25 <sup>^</sup>	Richards - 10 <sup>^</sup>	Richards - 2	Two tied - 2 <sup>^</sup>	Hagans - 11 <sup>^</sup>
<b>D. 14</b>	<b>GEORGIA TECH</b>	W, 67-53	Hagans - 21 <sup>^</sup>	Two tied - 7	Richards - 4 <sup>^</sup>	Three tied - 2 <sup>^</sup>	Hagans - 7 <sup>^</sup>
<b>D.18</b>	Utah <sup>3</sup>	L, 69-66	Maxey - 18	Montgomery - 10 <sup>^</sup>	Richards - 2 <sup>^</sup>	Hagans - 4 <sup>^</sup>	Hagans - 8 <sup>^</sup>
<b>D.21</b>	#5/4 Ohio State <sup>4</sup>	L, 71-65	Sestina - 17 <sup>^</sup>	Maxey - 6	Brooks - 2 <sup>^</sup>	Hagans - 3 <sup>^</sup>	Hagans - 9 <sup>^</sup>
<b>D.28</b>	<b>#3/4 LOUISVILLE</b>	W, 78-70 <sup>OT</sup>	Maxey - 27 <sup>^</sup>	Richards - 10 <sup>^</sup>	Montgomery - 2 <sup>^</sup>	Hagans - 2 <sup>^</sup>	Hagans - 8 <sup>^</sup>
<b>J. 4</b>	<b>MISSOURI*</b>	W, 71-59	Quickley - 23 <sup>^</sup>	Richards - 12 <sup>^</sup>	Richards - 4 <sup>^</sup>	Three tied - 1	Hagans - 7 <sup>^</sup>
<b>J. 7</b>	at NR/RV Georgia*	W, 78-69	Two tied - 17	Four tied - 7 <sup>^</sup>	Maxey - 4 <sup>^</sup>	Hagans - 4 <sup>^</sup>	Maxey - 8 <sup>^</sup>
<b>J. 11</b>	<b>ALABAMA*</b>	W, 76-67	Quickley - 19 <sup>^</sup>	Richards - 11 <sup>^</sup>	Richards - 5 <sup>^</sup>	Hagans - 3 <sup>^</sup>	Hagans - 9 <sup>^</sup>
<b>J. 15</b>	at South Carolina*	L, 81-78	Quickley - 20	Two tied - 7 <sup>^</sup>	Richards - 4 <sup>^</sup>	Brooks Jr. - 2 <sup>^</sup>	Hagans - 7 <sup>^</sup>
<b>J. 18</b>	at RV/RV Arkansas*	W, 73-68	Richards - 17	Quickley - 10 <sup>^</sup>	Richards - 2 <sup>^</sup>	Maxey - 2	Hagans - 6 <sup>^</sup>
<b>J. 21</b>	<b>GEORGIA</b>	W, 89-79	Hagans - 23 <sup>^</sup>	Richards - 8 <sup>^</sup>	Richards - 3 <sup>^</sup>	Hagans - 4 <sup>^</sup>	Hagans - 9 <sup>^</sup>
<b>J. 25</b>	at #18/18 Texas Tech <sup>5</sup>	W, 78-76 <sup>OT</sup>	Richards - 25 <sup>^</sup>	Richards - 14 <sup>^</sup>	Richards - 4 <sup>^</sup>	Hagans - 3 <sup>^</sup>	Hagans - 7 <sup>^</sup>
<b>J. 29</b>	<b>VANDERBILT*</b>	W, 71-62	Maxey - 17	Richards - 11 <sup>^</sup>	Three tied - 1	Hagans - 2 <sup>^</sup>	Hagans - 6 <sup>^</sup>
<b>F. 1</b>	at #17/16 Auburn*						
<b>F. 4</b>	<b>MISSISSIPPI STATE*</b>						
<b>F. 8</b>	at Tennessee*						
<b>F. 11</b>	at Vanderbilt*						
<b>F. 15</b>	<b>OLE MISS*</b>						
<b>F. 18</b>	at LSU*						
<b>F. 22</b>	<b>FLORIDA*</b>						
<b>F. 25</b>	at Texas A&M*						
<b>F. 29</b>	<b>AUBURN*</b>						
<b>M. 3</b>	<b>TENNESSEE*</b>						
<b>M. 7</b>	at Florida*						

All home games in **BOLD CAPS**; ExhibitionS in **BOLD ITALICS**

\*SEC game, ^ game high

- 1 - Champions Classic (Madison Square Garden | New York)
- 2 - BBN Showcase (Rupp Arena)
- 3 - (T-Mobile Arena | Las Vegas)
- 4 - CBS Sports Classic (T-Mobile Arena | Las Vegas)
- 5 - BIG 12/SEC Challenge (Rupp Arena)
- 6 - SEC Tournament (Bridgestone Arena | Nashville, Tenn.)

Times Led

Maxey - 6  
Richards - 6  
Quickley - 4  
Hagans - 3  
Montgomery - 2  
Sestina - 1

Times Led

Richards - 11  
Sestina - 4  
Maxey - 3  
Hagans - 2  
Montgomery - 2  
Quickley - 2  
Brooks Jr. - 1

Times Led

Richards - 13  
Montgomery - 3  
Brooks Jr. - 2  
Maxey - 2  
Sestina - 2  
Hagans - 1  
Juzang - 1

Times Led

Hagans - 16  
Quickley - 4  
Maxey - 3  
Juzang - 2  
Whitney - 2  
Brooks Jr. - 1  
Sestina - 1

Times Led

Hagans - 19  
Maxey - 1  
Quickley - 1

## Comparing the Calipari Era

A look at the statistics throughout the John Calipari era following 20 games ...

Year	FG%	Opp. FG%	3-Pt. FG%	FT%	RPG	Assists	TOs.	Blocks	Steals	Points	PPG	Record
2019-20	.462	.389	.323	.774	38.5	291	261	102	106	1,509	75.4	16-4
2018-19	.484	.410	.362	.749	38.3	289	265	109	136	1,598	79.9	17-3
2017-18	.479	.403	.344	.683	38.8	282	282	107	124	1,541	77.1	15-5
2016-17	.496	.417	.353	.691	40.9	356	230	123	127	1,845	92.2	17-3
2015-16	.471	.401	.327	.671	39.8	272	245	116	127	1,558	77.9	16-4
2014-15	.457	.321	.356	.691	40.2	306	228	156	153	1,486	74.3	20-0
2013-14	.471	.393	.323	.676	42.4	247	253	136	94	1,595	79.8	15-5
2012-13	.486	.380	.356	.643	39.5	300	258	158	137	1,528	76.4	14-6
2011-12	.485	.363	.366	.715	40.1	267	260	186	139	1,590	79.5	19-1
2010-11	.458	.379	.399	.696	39.7	261	221	134	121	1,559	77.9	16-4
2009-10	.493	.378	.376	.687	42.1	319	302	144	146	1,642	82.1	19-1



# MISCELLANEOUS STATS

## Team Leaders

NO.	NAME	GAME LEADERS					GAMES WITH							
		PTS.	REBS.	BLKS.	ASSTS.	STLS.	10+ PTS	20+ PTS	10+REBS	3+ASSTS	3+BLKS	3+STLS	3+3S	DOUBLE-DOUBLE
0	Ashton Hagans	3 (5)	2 (3)	1 (2)	19 (45)	16 (33)	15 (28)	3 (4)	-	20 (49)	-	7 (17)	1 (1)	1 (2)
1	Nate Sestina*	1 (10)	4 (31)	2 (34)	-	1 (13)	2 (42)	-(10)	2 (14)	1 (10)	-(5)	-	1 (5)	1 (12)
2	Kahlil Whitney	-	-	-	-	2 (2)	1 (1)	-	-	-	-	-	-	-
3	Tyrese Maxey	6 (6)	3 (3)	2 (2)	1 (1)	3 (3)	13 (13)	3 (3)	-	12 (12)	1 (1)	-	3 (3)	-
4	Nick Richards	6 (7)	11 (23)	13 (41)	-	-	16 (25)	5 (6)	9 (12)	-	9 (21)	-	-	9 (10)
5	Immanuel Quickley	4 (5)	2 (2)	-	1 (2)	4 (6)	15 (21)	3 (3)	1 (1)	4 (7)	-	-(1)	5 (7)	1 (1)
10	Johnny Juzang	-	-	1 (1)	-	2 (2)	-	-	-	-	-	-	-	-
11	Dontaie Allen	-	-	-	-	-	-	-	-	-	-	-	-	-
12	Keion Brooks Jr.	-	1 (1)	2 (2)	-	1 (1)	4 (4)	-	-	-	-	-	-	-
13	Riley Welch^	-	-	-	-(1)	-	-	-	-(2)	-	-	-	-	-
14	Brennan Canada	-	-	-	-	-	-	-	-	-	-	-	-	-
21	Zan Payne	-	-	-	-	-	-	-	-	-	-	-	-	-
23	EJ Montgomery	2 (2)	2 (5)	3 (17)	-	-(6)	3 (5)	1 (1)	1 (3)	-	1 (4)	-(1)	-	-(1)
33	Ben Jordan	-	-	-	-	-	-	-	-	-	-	-	-	-

Career total in (parentheses); \*includes Bucknell career; ^includes UC Irvine career

### Starting Lineups

Guard	Guard	G/F	Forward	Forward	Games	W-L
Hagans	Maxey	Quickley	Montgomery	Richards	6	5-1
Hagans	Maxey	Brooks Jr.	Montgomery	Richards	5	4-1
Hagans	Maxey	Whitney	Sestina	Richards	3	3-0
Hagans	Quickley	Whitney	Sestina	Richards	2	1-1
Hagans	Maxey	Whitney	Montgomery	Richards	2	1-1
Hagans	Maxey	Juzang	Montgomery	Richards	1	1-0
Hagans	Quickley	Whitney	Sestina	Montgomery	1	1-0

Starter	Games Started	Wins	Losses
Hagans	20	16	4
Richards	19	15	4
Maxey	17	14	3
Montgomery	15	12	3
Quickley	9	7	2
Whitney	8	6	2
Sestina	6	5	1
Brooks Jr.	5	4	1
Juzang	1	1	0

### Streaks

Overall	Won	Lost
Unranked AP teams anywhere	Won 4	
Ranked AP teams anywhere	Won 3	
Home	Won 2	
Home AP ranked teams	Won 11	
Home AP unranked teams	Won 2	1
Home SEC	Won 10	
Home nonconference	Won 8	
Home AP ranked SEC	Won 7	3
Home AP unranked SEC	Won 15	
Home AP ranked nonconference	Won 2	
Home AP unranked nonconference	Won 6	1
Road	Won 2	
Road AP ranked teams	Won 1	2
Road AP unranked teams	Won 1	
Road SEC	Won 1	2
Road nonconference	Won 3	
Road AP ranked SEC	Lost 1	
Road AP unranked SEC	Won 1	
Road AP ranked nonconference	Won 2	1
Road AP unranked nonconference	Won 1	
Neutral	Lost 2	
Neutral AP ranked teams	Lost 1	
Neutral AP unranked teams	Lost 1	
Neutral SEC	Lost 2	
Neutral nonconference	Lost 2	
Neutral AP ranked SEC	Lost 2	
Neutral AP unranked SEC	Won 12	
Neutral AP ranked nonconference	Lost 1	
Neutral AP unranked nonconference	Lost 1	

### Win-Loss Margins

Margin	Games Won	Games Lost
1		
2	1	
3		3
4		
5		
6		1
7	2	
8	2	
9	3	
10	1	
11	1	
12	1	
13		
14	1	
15		
16		
17		
18		
19		
20	1	
21		
22		
23		
24		
25+	3	

Active Consecutive Made Starts	Player	Games
Ashton Hagans	49	
Nick Richards	19	
Tyrese Maxey	17	
EJ Montgomery	14	
Immanuel Quickley	4	

Active Consecutive Made Free Throws	Player	Games
Immanuel Quickley	8	
Johnny Juzang	6	
EJ Montgomery	3	
Tyrese Maxey	2	
Nick Richards	1	

Active Consecutive Games with a 3-Pointer	Player	Games
Nate Sestina	2	
Tyrese Maxey	1	

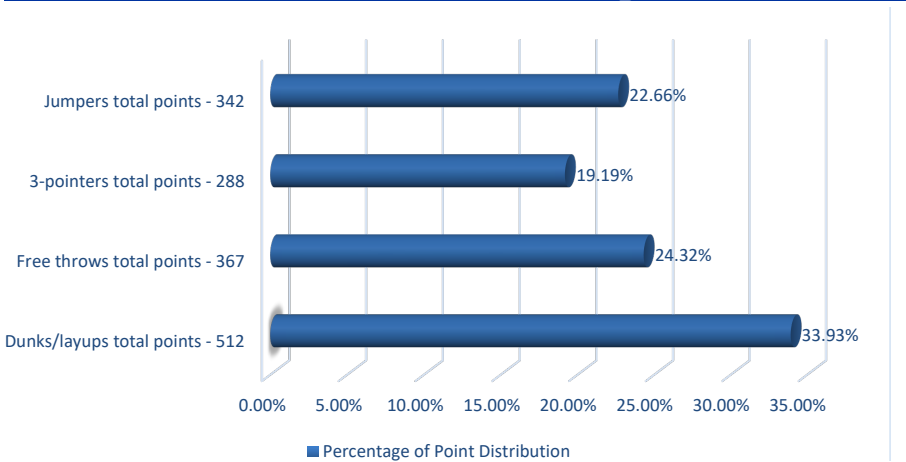
### Dunk Tracker

Player	Dunks in 2019-20	Dunks in Career
Nick Richards	44	96
EJ Montgomery	10	28
Ashton Hagans	9	12
Keion Brooks Jr.	8	8
Kahlil Whitney	6	6
Tyrese Maxey	3	3
Nate Sestina	3	3 (UK career only)
Immanuel Quickley	1	2

### Kentucky's Record When ...

KENTUCKY RECORD	ALL	SEC	KENTUCKY RECORD	ALL	SEC
Leading at halftime:	14-1	4-1	On CBS:	1-1	0-0
Tied at the half:	0-0	0-0	On TBS:	0-0	0-0
Trailing at halftime:	2-3	2-0	On ESPN/ESPN2/ESPNU:	8-1	4-0
Shoot 50% or better:	6-0	2-0	On FOX:	0-0	0-0
Shoot less than 50%:	10-4	4-1	On SEC Network/(+):	7-2	2-1
Shoot higher % than opp.:	15-1	6-1	vs. SEC at home:	4-0	4-0
Shoot lower % than opp.:	1-3	0-0	vs. SEC on road:	2-1	2-1
Opp. shoot worse than 50%:	16-2	6-1	Games vs. AP ranked opp.:	3-1	0-0
Opp. shoot 50% or higher:	0-2	0-0	Games following a loss:	3-1	1-0
Score less than 60 points:	0-0	0-0	Games following a win:	12-3	5-1
Score 60-69 points:	3-3	0-0	More points in the paint:	10-2	4-0
Score 70-79 points:	7-1	5-1	Fewer/Same points in the paint:	6-2	2-1
Score 80-89 points:	5-0	1-0	More bench points than opp.:	10-3	4-1
Score 90-99 points:	1-0	0-0	Fewer or same bench pts.:	6-1	2-0
Score 100+ points:	0-0	0-0	More 2nd-chance points:	11-3	4-0
Opp. score less than 60 pts.:	6-0	1-0	Fewer or same 2nd-chance pts.:	5-1	2-1
Opp. score 60-69 pts.:	6-2	4-0	More or same points off TOs:	12-1	4-0
Opp. score 70-79 pts.:	4-1	1-0	Fewer points off TOs:	4-3	2-1
Opp. score 80-89 points:	0-1	0-1	On Monday:	1-0	0-0
Opp. score 90-99 points:	0-0	0-0	On Tuesday:	3-1	2-0
Opp. score 100+ points:	0-0	0-0	On Wednesday:	1-2	1-1
Outrebounded opponent:	14-1	5-0	On Thursday:	0-0	0-0
Outrebounded by opponent:	0-2	0-1	On Friday:	3-0	0-0
Equal number of rebounds:	2-1	1-0	On Saturday:	7-1	3-0
Fewer turnovers than opp.:	7-3	3-0	On Sunday:	1-0	0-0
Same turnovers as opp.:	2-0	0-0	In November:	6-1	0-0
More turnovers than opp.:	7-1	3-1	In December:	3-2	0-0
Make 8 or more 3-pointers:	2-0	1-0	In January:	7-1	6-1
Make 7 or fewer 3-pointers:	14-4	5-1	In February:	0-0	0-0
Games decided by 5 or fewer:	1-3	0-1	In March:	0-0	0-0
Overtime games:	2-0	0-0	In April:	0-0	0-0

### How the Cats are Scoring



### Fast Facts

Shooting Percentage	.462
Avg. Assists Per Game	14.6
Points Off Turnovers	14.3
Second-Chance Points	10.1
Points in the Paint	32.1
Fast Break Points	14.6
Bench Points	21.4
Points Per Possession	106.7
Avg. Time of Possession	17.2

### First Points of the Game

Player	Dunk/Layup	Jumper	3PT	FT
Brooks		1		
Hagans	1	1	1	
Juzang	1			
Maxey	1	2	1	
Quickley	1		2	1
Richards	4	1		
Sestina				1
Whitney	1			



# THE LAST TIME UK ...

## INDIVIDUALS

### SCORING

**Scored 25 points:** Nick Richards (25) at Texas Tech, 1/25/20  
**Scored 30 points:** Shai Gilgeous-Alexander (30) vs. Vanderbilt, 1/30/18  
**Scored 35 Points:** De'Aaron Fox (39) vs. UCLA, 3/24/17  
**Scored 40 points:** Malik Monk (47) vs. North Carolina, 12/17/16  
**Scored 45 points:** Malik Monk (47) vs. North Carolina, 12/17/16  
**Scored 50 points:** Jodie Meeks (54) at Tennessee, 1/13/09  
**Scored 55 points:** Never  
**Two players had 20 points:** Nick Richards (25) and Immanuel Quickley (21) at Texas Tech, 1/25/20  
**Three players had 20 points:** DeMarcus Cousins (27)/John Wall (21)/Patrick Patterson (20) vs. Sam Houston State, 11/19/09  
**Two players had 30 points:** Patrick Patterson (33) and Jodie Meeks (32) vs. Tennessee State, 12/22/08  
**Scored 20 points in two straight games:** Nick Richards (2) 1/21/20 - 1/25/20  
**Scored 20 points in three straight games:** PJ Washington (4) 2/5/19 - 2/16/19  
**Scored 20 points in four straight games:** PJ Washington (4) 2/5/19 - 2/16/19  
**Scored 20 points in five straight games:** Jamal Murray (12) 2/2/16 - 3/12/16  
**Scored 20 points in six straight games:** Jamal Murray (12) 2/2/16 - 3/12/16  
**Scored 20 points in seven straight games:** Jamal Murray (12) 2/2/16 - 3/12/16  
**Scored 20 points in eight straight games:** Jamal Murray (12) 2/2/16 - 3/12/16  
**Scored 20 points in nine straight games:** Jamal Murray (12) 2/2/16 - 3/12/16  
**Scored 20 points in 10 straight games:** Jamal Murray (12) 2/2/16 - 3/12/16  
**Scored 20 points in 11 straight games:** Jamal Murray (12) 2/2/16 - 3/12/16  
**Scored 20 points in 12 straight games:** Jamal Murray (12) 2/2/16 - 3/12/16  
**Scored 20 points in 15 straight games:** Dan Issel (18) 12/1/69 - 2/7/70  
**Scored 25 points in three straight games:** Tayshaun Prince (3) 3/11/01-3/17/01  
**Scored 30 points in two straight games:** Jodie Meeks vs. Appalachian State (46) 12/20/08; vs. Tennessee State (32) 12/22/08  
**Scored 30 points in three straight games:** Dan Issel (6) 2/14/70 - 3/2/70  
**Scored in double figures in 10 straight games:** PJ Washington (12) 1/15/19-2/23/19  
**Scored in double figures in 15 straight games:** Malik Monk (30) 11/11/16-2/28/17  
**Scored in double figures in 20 straight games:** Malik Monk (30) 11/11/16-2/28/17  
**Scored in double figures in 25 straight games:** Malik Monk (30) 11/11/16-2/28/17  
**Scored in double figures in 30 straight games:** Malik Monk (30) 11/11/16-2/28/17  
**Scored in double figures in 33 straight games:** Jamal Murray (34) 11/17/15 - 3/19/16  
**Scored in double figures in 34 straight games:** Jamal Murray (34) 11/17/15 - 3/19/16  
**Scored in double figures in 35 straight games:** Kenny Walker (36) 11/14/85 - 3/22/86  
**Five players scored in double figures:** Nick Richards (17), Ashton Hagans (13), Immanuel Quickley (13), Tyrese Maxey (11), Keion Brooks Jr. (10) at Arkansas, 1/18/20  
**Six players scored in double figures:** Nick Richards (21), Immanuel Quickley (16), Nate Sestina (12), Keion Brooks Jr. (11), Ashton Hagans (11), Kahlil Whitney (11) vs. Eastern Kentucky, 11/8/19  
**Seven players scored in double figures:** Randolph Morris (17), Kelenna Azubuike (15), Patrick Sparks (14), Chuck Hayes (12), Rajon Rondo (11), Ravi Moss (10) and Ramel Bradley (10) vs. Mississippi State 2/19/05,  
**Four players with 15 or more points:** Kevin Knox (22), Quade Green (18), Shai Gilgeous-Alexander (17), Wenyen Gabriel (15) vs. Ole Miss, 2/28/18

### DOUBLE-DOUBLES

**Double-double:** Nick Richards (15 points, 11 rebounds) vs. Vanderbilt, 1/29/20  
**Triple-double:** Isaiah Briscoe (19 points, 11 rebounds, 10 assists) at Ole Miss, 12/29/16  
**20-10 (rebs) game:** Nick Richards (25 points, 14 rebounds) at

Texas Tech, 1/25/20  
**20-10 (assts) game:** De'Aaron Fox (24 points, 10 assists) vs. North Carolina, 12/17/16  
**20-15 game:** Nick Richards (25 points, 15 rebounds) vs. Fort Wayne, 11/22/17  
**30-10 game:** Tayshaun Prince (33 points, 11 rebounds) vs. Tennessee State, 12/22/98  
**Back-to-back 20-10 games:** PJ Washington (20 p, 13 r) vs. Kansas, 1/26/19; (26 p, 12 r) at Vanderbilt, 1/29/19  
**Three straight 20-10 games:** Julius Randle (3) 11/8/13 - 11/12/13  
**Double-double in points and rebs.:** Nick Richards (15 points, 11 rebounds) vs. Vanderbilt, 1/25/20  
**Double-double in points and assists:** Ashton Hagans (11 points, 11 assists) vs. Fairleigh Dickinson, 12/7/19  
**Double-double in points and blocks:** Never  
**Double-double in points and steals:** Never  
**Double-double in two consecutive games:** Nick Richards (25 p, 14 r) at Texas Tech, 1/25/20; (15 p, 11 r) vs. Vanderbilt, 1/29/20  
**Double-double in three consecutive games:** PJ Washington (20 p, 13 r) vs. Kansas, 1/26/19; (26 p, 12 r) at Vanderbilt, 1/29/19; (15 p, 12 r) at Florida, 2/2/19  
**Double-double in four consecutive games:** Julius Randle (19 p, 15 r) vs. Kansas State, 3/21/14; (13 p, 10 r), vs. Wichita State, 3/23/14; (15 p, 12 r), vs. Louisville, 3/28/14; (16 p, 11 r), vs. Michigan, 3/30/14  
**Double-double in five consecutive games:** Julius Randle (14 p, 10 r) at Arkansas, (2/27/14); (10 p, 15 r) at South Carolina (3/1/14); (12 p, 11 r) vs. Alabama, (3/4/14); (16 p, 10 r) at Florida, (3/8/14); (17 p, 16 r) vs. LSU, (3/14/14); (12 p, 11 r) vs. Georgia, (3/15/14)  
**Double-double in six consecutive games:** Julius Randle (14 p, 10 r) at Arkansas, (2/27/14); (10 p, 15 r) at South Carolina (3/1/14); (12 p, 11 r) vs. Alabama, (3/4/14); (16 p, 10 r) at Florida, (3/8/14); (17 p, 16 r) vs. LSU, (3/14/14); (12 p, 11 r) vs. Georgia, (3/15/14)  
**Double-double in seven consecutive games:** Julius Randle (7) 11/18/13-11/27/13  
**Double-double in 10 consecutive games:** Jim Andrews, 1972-73 season  
**Two players record double-doubles:** Nick Richards (12 points, 10 rebounds), Ashton Hagans (11 points, 11 assists) vs. Fairleigh Dickinson, 12/7/19  
**Three players record double-doubles:** PJ Washington (20 points, 13 rebounds), Reid Travis (18 points, 12 rebounds), Keldon Johnson (15 points, 10 rebounds) vs. Kansas, 1/26/19  
**Four players record double-doubles:** Jack Givens (30 pts, 13 rebs)/Kyle Macy (16 pts, 10 assts)/Mike Phillips (22 pts, 18 rebs)/Rick Robey (23 pts, 13 rebs) vs. Southern Methodist, 11/26/77  
**Five players record double-doubles:** Never

### FIELD GOALS

**Made 12 FG in a game:** EJ Montgomery (12) vs. Fairleigh Dickinson, 12/7/18  
**Made 15 FG in a game:** Malik Monk (18) vs. North Carolina, 12/17/16  
**Made 16 FG in a game:** Malik Monk (18) vs. North Carolina, 12/17/16  
**Made 17 FG in a game:** Malik Monk (18) vs. North Carolina, 12/17/16  
**Made 18 FG in a game:** Malik Monk (18) vs. North Carolina, 12/17/16  
**Made 19 FG in a game:** Dan Issel (19) vs. Alabama, 2/23/70  
**Made 20 FG in a game:** Dan Issel (23) vs. Ole Miss, 2/7/70  
**Made 21 FG in a game:** Dan Issel (23) vs. Ole Miss, 2/7/70  
**Made 22 FG in a game:** Dan Issel (23) vs. Ole Miss, 2/7/70  
**Made 23 FG in a game:** Dan Issel (23) vs. Ole Miss, 2/7/70  
**Made 24 FG in a game:** Never  
**Attempted 17 FG in a game:** Immanuel Quickley (17) at Texas Tech, 1/25/20  
**Attempted 18 FG in a game:** PJ Washington (18) vs. Auburn, 3/31/19  
**Attempted 19 FG in a game:** Shai Gilgeous-Alexander (19) vs. Vanderbilt, 1/30/18  
**Attempted 20 FG in a game:** De'Aaron Fox (20) vs. UCLA, 3/24/17  
**Attempted 25 FG in a game:** Malik Monk (28) vs. North Carolina, 12/17/16

### 3-POINTERS

**Made 5 3-pointers in a game:** Immanuel Quickley (5) vs. Alabama, 1/11/20  
**Made 6 3-pointers in a game:** Keldon Johnson (6) vs. Utah, 12/15/18  
**Made 7 3-pointers in a game:** Wenyen Gabriel (7) vs. Ala-

bama, 3/10/18  
**Made 8 3-pointers in a game:** Malik Monk (8) vs. North Carolina, 12/17/16  
**Made 9 3-pointers in a game:** Jodie Meeks (10) at Tennessee, 1/13/09  
**Made 10 3-pointers in a game:** Jodie Meeks (10) at Tennessee, 1/13/09  
**Made 11 3-pointers in a game:** Never  
**Attempted 10 3-pointers in a game:** Malik Monk (11) vs. Georgia, 1/31/17  
**Attempted 15 3-pointers in a game:** Jodie Meeks (15) at Tennessee, 1/13/09  
**Attempted 16 3-pointers in a game:** Derrick Miller (16) vs. LSU 2/15/90  
**Attempted 17 3-pointers in a game:** Derrick Miller (19) vs. Kansas 12/6/89  
**Attempted 18 3-pointers in a game:** Derrick Miller (19) vs. Kansas 12/6/89  
**Attempted 19 3-pointers in a game:** Derrick Miller (19) vs. Kansas 12/6/89  
**Attempted 20 3-pointers in a game:** Never  
**Made a 3-pointer in 10 straight games:** Immanuel Quickley (10), 3/29/19-12/14/19  
**Made a 3-pointer in 15 straight games:** Jamal Murray (36), 11/13/15 - 3/19/16, Derek Willis (17), 1/12/16 - 3/17/16  
**Made a 3-pointer in 20 straight games:** Jamal Murray (36), 11/13/15 - 3/19/16  
**Made a 3-pointer in 30 straight games:** Jamal Murray (36), 11/13/15 - 3/19/16  
**Made two 3-pointers in 10 straight games:** Kevin Knox (11), 2/10/16 - 3/11/18  
**Made three 3-pointers in 10 straight games:** Gerald Fitch (20) 1/14/03 - 3/23/03  
**Made three 3-pointers in 15 straight games:** Gerald Fitch (20) 1/14/03 - 3/23/03  
**Made three 3-pointers in 20 straight games:** Gerald Fitch (20) 1/14/03 - 3/23/03  
**Made three 3-pointers in 25 straight games:** Keith Bogans (29) 3/14/02 - 2/26/03

### FREE THROWS

**Made 8 FT in a game:** Nick Richards (11) at Texas Tech, 1/25/20  
**Made 9 FT in a game:** Nick Richards (11) at Texas Tech, 1/25/20  
**Made 10 FT in a game:** Nick Richards (11) at Texas Tech, 1/25/20  
**Made 11 FT in a game:** Nick Richards (11) at Texas Tech, 1/25/20  
**Made 12 FT in a game:** Ashton Hagans (12) vs. Utah Valley, 11/18/19  
**Made 13 FT in a game:** Keldon Johnson (13) vs. Tennessee State, 11/23/18  
**Made 14 FT in a game:** Tyler Ulis (14) at Arkansas, 1/21/16  
**Made 15 FT in a game:** Rodrick Rhodes (16) vs. Ole Miss, 1/18/95  
**Made 16 FT in a game:** Rodrick Rhodes (16) vs. Ole Miss, 1/18/95  
**Made 17 FT in a game:** Dwight Anderson (18) vs. Mississippi State, 2/12/79  
**Made 18 FT in a game:** Dwight Anderson (18) vs. Mississippi State, 2/12/79  
**Made 18 FT in a game:** Never  
**Attempted 10 FT in a game:** Nick Richards (14) at Texas Tech, 1/25/20  
**Attempted 15 FT in a game:** Keldon Johnson (18), vs. Tennessee State, 11/23/18  
**Attempted 20 FT in a game:** PJ Washington (20) vs. Kansas State, 3/22/18  
**Attempted 25 FT in a game:** Never  
**Made 20 Straight FT:** Immanuel Quickley (24), 11/24/19 - 1/7/20; Nate Sestina (21), 11/8/19 - 1/7/20  
**Made 30 Straight FT:** Tyler Herro (38), 2/16/19 - 3/29/19

### REBOUNDS

**15 Rebs:** Nick Richards (15) vs. Arkansas, 2/26/19  
**16 Rebs:** Keldon Johnson (17) vs. Auburn, 2/23/19  
**17 Rebs:** Keldon Johnson (17) vs. Auburn, 2/23/19  
**18 Rebs:** PJ Washington (18) vs. VMI, 11/18/18  
**19 Rebs:** Nick Richards (19) vs. Southern Illinois, 11/9/18  
**20 Rebs:** Jared Prickett (20) vs. Arkansas, 2/9/94  
**25 Rebs:** Mike Phillips (28) vs. Tennessee, 1/10/76  
**30 Rebs:** Cotton Nash (30) vs. Ole Miss, 2/8/64  
**34 Rebs:** Bob Burrow (34) vs. Temple, 12/10/55  
**35 Rebs:** Never  
**10+ Rebs in three consecutive games:** PJ Washington (3), 1/26/19 - 2/2/19  
**10+ Rebs in four consecutive games:** Julius Randle (4),



# THE LAST TIME UK ...

3/21/14 - 3/30/14  
**10+ Rebs in five consecutive games:** Julius Randle (10), 2/12/14 - 3/15/14  
**10+ Rebs in six consecutive games:** Julius Randle (10), 2/12/14 - 3/15/14  
**10+ Rebs in seven consecutive games:** Julius Randle (10), 2/12/14 - 3/15/14  
**10+ rebs in eight consecutive games:** Julius Randle (10), 2/12/14 - 3/15/14  
**10+ rebs in nine consecutive games:** Julius Randle (10), 2/12/14 - 3/15/14  
**10+ rebs in 10 consecutive games:** Julius Randle (10), 2/12/14 - 3/15/14  
**Two players had 10 rebounds:** Nate Sestina (12), Nick Richards (10) vs. Utah Valley, 11/18/19  
**Three players had 10 rebounds:** PJ Washington (13), Reid Travis (12), Keldon Johnson (10) vs. Kansas, 1/26/19

## ASSISTS

**6 assists:** Ashton Hagans (6) vs. Vanderbilt, 1/29/20  
**7 assists:** Ashton Hagans (7) at Texas Tech, 1/25/20  
**8 assists:** Ashton Hagans (9) vs. Georgia, 1/21/20  
**9 assists:** Ashton Hagans (9) vs. Georgia, 1/21/20  
**10 assists:** Ashton Hagans (11) vs. Fairleigh Dickinson, 12/7/19  
**11 assists:** Ashton Hagans (11) vs. Fairleigh Dickinson, 12/7/19  
**12 assists:** Ashton Hagans (12) vs. UAB, 11/29/19  
**13 assists:** Tyler Ulis (14) vs. LSU, 3/5/16  
**14 assists:** Tyler Ulis (14) vs. LSU, 3/5/16  
**15 assists:** John Wall (16) vs. Hartford, 12/29/09  
**16 assists:** John Wall (16) vs. Hartford, 12/29/09  
**16 assists:** Never  
**5+ assists in four consecutive games:** Ashton Hagans (17), 11/18/19 - current  
**8+ assists in two consecutive games:** Ashton Hagans (3), 12/18/19 - 12/28/19

## BLOCKS

**4 blocks:** Nick Richards (4) at Texas Tech, 1/25/20  
**5 blocks:** Nick Richards (5) vs. Alabama, 1/11/20  
**6 blocks:** Nick Richards (7) vs. Lamar, 11/24/19  
**7 blocks:** Nick Richards (7) vs. Lamar, 11/24/19  
**8 blocks:** Willie Cauley-Stein (9) vs. Boise State, 12/10/13  
**9 blocks:** Willie Cauley-Stein (9) vs. Boise State, 12/10/13  
**10 blocks:** Nerlens Noel (12) at Ole Miss, 1/29/13  
**11 blocks:** Nerlens Noel (12) at Ole Miss, 1/29/13  
**12 blocks:** Nerlens Noel (12) at Ole Miss, 1/29/13  
**13 blocks:** Never

## STEALS

**4 steals:** Ashton Hagans (4) vs. Georgia, 1/21/20  
**5 steals:** Ashton Hagans (5) vs. Texas A&M, 1/8/19  
**6 steals:** Ashton Hagans (8) vs. North Carolina, 12/22/18  
**7 steals:** Ashton Hagans (8) vs. North Carolina, 12/22/18  
**8 steals:** Ashton Hagans (8) vs. North Carolina, 12/22/18  
**9 steals:** Never  
**3+ steals in five consecutive games:** Ashton Hagans (7), 12/22/18 - 1/19/19  
**3+ steals in 10 consecutive games:** Never

## MINUTES

**Played every minute:** Immanuel Quickley (40) at Arkansas, 1/18/20  
**Played 40+ minutes:** Immanuel Quickley (42), Ashton Hagans (42) at Texas Tech, 1/25/20  
**Played more than 50 minutes:** Patrick Patterson (50) vs. Vanderbilt, 1/12/08

## FOULS

**Fouled out:** Nate Sestina at Texas Tech, 1/25/20  
**Two players fouled out:** Ashton Hagans, EJ Montgomery at Arkansas, 1/18/20  
**Three players fouled out:** Hamidou Diallo, Wenyen Gabriel, Nick Richards at South Carolina, 1/16/18  
**Four players fouled out:** Skai Labissiere, Marcus Lee, Alex Poythress, Derek Willis at Kansas, 1/30/16  
**Technical foul:** John Calipari (2) at Arkansas, 1/18/20

## TEAM

### WINS/LOSSES

**Won 10 straight games:** 10, 1/8/19 - 2/9/19  
**Won 20 straight games:** 38, 11/14/14 - 3/28/15  
**Won 30 straight games:** 38, 11/14/14 - 3/28/15  
**Won 40 straight games:** Never  
**Lost consecutive games:** 2, 12/18/19 - 12/21/19  
**Lost three straight games:** 4, 2/3/18 - 2/14/18  
**Lost four straight games:** 4, 2/3/18 - 2/14/18

**Lost five straight games:** 5, 12/23/89 - 1/6/90  
**Lost 10 straight games:** Never

## STARTS

**Started four freshmen:** EJ Montgomery, Keldon Johnson, Ashton Hagans, Tyler Herro vs. Auburn, 3/31/19  
**Started five freshmen:** Hamidou Diallo, Shai Gilgeous-Alexander, Kevin Knox, Nick Richards, PJ Washington vs. Kansas State, 3/22/18

## SCORING

**Scored 90 or more points:** 91 vs. Eastern Kentucky, 11/8/19 (W, 91-49)  
**Scored 90 or more points (SEC game):** 96 vs. Ole Miss, 2/28/18 (W, 96-78)  
**Scored 100 or more points:** 107 vs. UIC, 11/26/17 (W, 107-73)  
**Scored 100 or more points (SEC game):** 100 vs. Texas A&M, 1/3/17 (W, 100-58)  
**Scored 110 or more points:** 115 vs. Arizona State, 11/28/16 (W, 115-69)  
**Scored 110 or more points (SEC game):** 110 vs. Auburn, 2/21/15 (W, 110-75)  
**Scored 120 or more points:** 120 vs. Vanderbilt, 2/7/96 (W, 120-81)  
**Scored 120 or more points (SEC game):** 120 vs. Vanderbilt, 2/7/96 (W, 120-81)  
**Scored 130 or more points:** 143 vs. Georgia, 2/27/56 (W, 143-66)  
**Scored 140 or more points:** 143 vs. Georgia, 2/27/56 (W, 143-66)  
**Scored 150 or more points:** Never  
**Scored less than 50 points:** 48 vs. Vanderbilt, 3/15/13 (L, 64-48)  
**Scored 100 points in two consecutive games:** vs. Cleveland State (11/23/16), vs. UT Martin (11/25/16), vs. Arizona State (11/28/16)  
**Scored 100 Points in three consecutive games:** vs. Cleveland State (11/23/16), vs. UT Martin (11/25/16), vs. Arizona State (11/28/16)  
**Scored 100 points in consecutive SEC games:** 2/27/56-3/3/56

## SHOOTING PERCENTAGES

**Shot 70% from the field:** .722 vs. Mississippi St., 2/15/86  
**Shot 65% from the field:** .667 vs. UIC, 11/26/17  
**Shot 30% or less from the field:** .281 at Texas A&M (1/10/15)  
**Allowed 50% shooting:** .500 vs. Ohio State, 12/21/19  
**Allowed 60% shooting:** .640 vs. Florida, 3/4/07  
**Allowed 30% or less shooting:** .250 by EKU, 11/8/19 (16-64)  
**Allowed 20% or less shooting:** .197 by Montana State, 11/23/14 (12-61)

## FREE THROWS

**Shot 90% or better from FT line:** 90.0 (27-30) vs. Missouri, 1/4/20  
**Shot 100% from FT Line:** 11-11 vs. Florida, 2/7/12  
**Shot 50% or less from FT line:** 400 (10-20) at Georgia, 1/7/20  
**Attempted 40 FT:** vs. Tennessee State (41), 11/23/18  
**Attempted five or less FT:** vs. South Carolina (4) 1/21/06  
**Made 30 FT:** 31 vs. Utah Valley, 11/18/19 (31-34)

## 3-POINTERS

**Hit 0 3-pointers:** 0 vs. Davidson, 3/15/18 (0-6)  
**Hit 10 3-pointers:** 10 vs. Lamar, 11/24/19 (10-22)  
**Hit 11 3-pointers:** 11 vs. Auburn, 2/23/19 (11-24)  
**Hit 12 3-pointers:** 12 vs. Utah, 12/15/18 (12-21)  
**Hit 13 3-pointers:** 13 vs. Texas A&M, 1/3/17 (13-25)  
**Hit 14 3-pointers:** 15 vs. Georgia, 3/1/12 (15-27)  
**Hit 15 3-pointers:** 15 vs. Georgia, 3/1/12 (15-27)  
**Hit 16 3-pointers:** 16 vs. UNC-Asheville, 12/23/96 (16-33)  
**Hit 17 3-pointers:** 20 vs. LSU, 3/4/95 (20-35)  
**Hit 18 3-pointers:** 20 vs. LSU, 3/4/95 (20-35)  
**Hit 19 3-pointers:** 20 vs. LSU, 3/4/95 (20-35)  
**Hit 20 3-pointers:** 20 vs. LSU, 3/4/95 (20-35)  
**Hit 21 3-pointers:** 21 vs. North Carolina, 12/27/89 (21-48)  
**Hit 22 3-pointers:** Never

## SCORING MARGINS

**Won game by 50 points or more:** 58 vs. Montana State (W, 86-28) 11/23/14  
**Won game by 60 points or more:** 62 vs. Vanderbilt (W, 106-44) 3/5/03  
**Won game by 70 points or more:** 74 vs. Tennessee-Martin (W, 124-50) 11/26/94  
**Lost game by 30 points or more:** 34 vs. Duke (L, 118-84) 11/6/18  
**Lost game by 40 points or more:** 41 at Vanderbilt (L, 93-52) 2/12/08  
**Lost game by 50 points or more:** 55 at Kansas (L, 150-95)

12/9/89  
**Lost game by 60 points or more:** 70 vs. Central (L, 87-17) 1/28/1910  
**Lost game by 70 points or more:** 70 vs. Central (L, 87-17) 1/28/1910  
**Game decided by one point:** vs. Seton Hall, 12/8/18 (L, 84-83 OT)  
**Game decided by two points:** at Texas Tech, 1/25/20 (W, 78-76 OT)  
**Game decided by three points:** vs. Utah, 12/18/19 (L, 69-66)  
**Two consecutive games decided by one point:** vs. North Carolina (W, 73-72) 12/3/11 and at Indiana (L, 73-72) 12/10/11  
**Three consecutive games decided by one point:** Never  
**Two consecutive games decided by two points:** at Ole Miss (L, 71-69) 2/1/11 and Florida (L, 70-68) 2/5/11

**Came back from 10-point deficit for win:** W, 71-62 vs. Vanderbilt (1/29/20); Trailed by 10 at 40-30 (18:20 in 2nd)  
**Came back from 11-point deficit for win:** W, 70-66 vs. Arkansas (2/26/19); Trailed by 15 at 45-30 (18:22 in 2nd)  
**Came back from 12-point deficit for win:** W, 70-66 vs. Arkansas (2/26/19); Trailed by 15 at 45-30 (18:22 in 2nd)  
**Came back from 13-point deficit for win:** W, 70-66 vs. Arkansas (2/26/19); Trailed by 15 at 45-30 (18:22 in 2nd)  
**Came back from 14-point deficit for win:** W, 70-66 vs. Arkansas (2/26/19); Trailed by 15 at 45-30 (18:22 in 2nd)  
**Came back from 15-point deficit for win:** W, 70-66 vs. Arkansas (2/26/19); Trailed by 15 at 45-30 (18:22 in 2nd)  
**Came back from 16-point deficit for win:** W, 83-76 at West Virginia (1/27/18); Trailed by 17 at 40-23 (18:57 in 2nd)  
**Came back from 17-point deficit for win:** W, 83-76 at West Virginia (1/27/18); Trailed by 17 at 40-23 (18:57 in 2nd)  
**Came back from 18-point deficit for win:** W, 73-67 vs. Vanderbilt (2/28/17); Trailed by 19 at 25-6 (8:03 in 1st)  
**Came back from 19-point deficit for win:** W, 73-67 vs. Vanderbilt (2/28/17); Trailed by 19 at 25-6 (8:03 in 1st)  
**Came back from 20-point deficit for win:** W, 82-79 at Vanderbilt (2/22/97); Trailed by 22 at 40-18 (3:51 in 1st)  
**Came back from 30-point deficit for win:** W, 99-95 at LSU (2/15/94); Trailed by 31 at 68-37 (15:34 in 2nd)  
**Came back from 31-point deficit for win:** W, 99-95 at LSU (2/15/94); Trailed by 31 at 68-37 (15:34 in 2nd)

## REBOUNDS

**Pulled down 50 rebounds:** 54 (12-42) vs. EKU, 11/8/19  
**Pulled down 55 rebounds:** 59 (20-39) vs. Arizona State, 11/28/16  
**Pulled down 60 rebounds:** 62 (19-43) vs. Morehead State, 12/16/96

## OVERTIME GAMES

**Played an overtime game:** at Texas Tech, 1/25/20 (W, 76-74 OT)  
**Won an overtime game:** at Texas Tech, 1/25/20 (W, 76-74 OT)  
**Lost an overtime game:** vs. Auburn, 3/31/19 (L, 77-71 OT)  
**Played an SEC overtime game:** vs. Vanderbilt, 1/30/18 (W, 83-81 OT)  
**Won an SEC overtime game:** vs. Vanderbilt, 1/30/18 (W, 83-81 OT)  
**Lost an SEC overtime game:** at Texas A&M, 2/20/16 (L, 79-77 OT)  
**Played an overtime game in SEC Tournament:** vs. Texas A&M, 3/13/16 (W, 82-77 OT)  
**Won an overtime game in SEC Tournament:** vs. Texas A&M, 3/13/16 (W, 82-77 OT)  
**Played an overtime game in NCAA Tournament:** vs. Auburn, 3/31/19 (L, 77-71 OT)  
**Won an overtime game in NCAA Tournament:** vs. St. Bonaventure, 3/16/00 (W, 85-80 2OT)  
**Lost an overtime game in NCAA Tournament:** vs. Auburn, 3/31/19 (L, 77-71 OT)  
**Played two overtimes:** at Texas A&M, 1/10/15 (W, 70-64 2ot)  
**Played three overtimes:** vs. Temple 12/7/57 (W, 85-83)  
**Played four overtimes:** Never played four overtime game  
**Played consecutive games that went to overtime:** 1/6/15 vs. Ole Miss (W, 89-86) and 1/10/15 at Texas A&M (70-64)





# THE LAST TIME A UK OPPONENT ...

## INDIVIDUALS

### SCORING

**Scored 25 points:** Jermaine Cousinard (26), South Carolina, 1/15/20  
**Scored 30 points:** Bubba Parham (35), VMI, 11/21/18  
**Scored 35 points:** Bubba Parham (35), VMI, 11/21/18  
**Scored 40 points:** Elston Turner (40), Texas A&M, 1/12/13  
**Scored 45 points:** David Robinson (45), Navy, 1/25/87  
**Scored 50 points:** Austin Carr (50), Notre Dame, 12/29/79  
**Scored 60 points:** Pete Maravich (64), LSU, 2/21/70  
**Scored 65 points:** Never  
**Two players had 20 points:** Jared Harper (26), Bryce Brown (24), Auburn, 3/31/19  
**Three players had 20 points:** R.J. Barrett, Zion Williamson, Cam Reddish, Duke, 11/6/18  
**Two players had 30 points:** Ronnie Henderson (36) and Claren Ceasar (32), LSU, 2/15/94  
**Five players scored in double figures:** Alabama, 1/5/19

### FIELD GOALS

**Made 15 FG in a game:** David Robinson (17), Navy, 1/25/87  
**Made 16 FG in a game:** David Robinson (17), Navy, 1/25/87  
**Made 17 FG in a game:** David Robinson (17), Navy, 1/25/87  
**Made 18 FG in a game:** Steve Downing (19), Indiana, 12/11/71  
**Made 19 FG in a game:** Steve Downing (19), Indiana, 12/11/71  
**Made 20 FG in a game:** Johnny Neumann (20), Ole Miss, 1/2/71  
**Made 21 FG in a game:** Austin Carr (21), Notre Dame, 12/29/70  
**Made 22 FG in a game:** Austin Carr (22), Notre Dame, 3/12/70  
**Made 23 FG in a game:** Pete Maravich (23), LSU, 2/21/70  
**Made 24 FG in a game:** Never  
**Attempted 17 FG in a game:** Jermaine Cousinard (22), South Carolina, 1/15/20  
**Attempted 18 FG in a game:** Jermaine Cousinard (22), South Carolina, 1/15/20  
**Attempted 19 FG in a game:** Jermaine Cousinard (22), South Carolina, 1/15/20  
**Attempted 20 FG in a game:** Jermaine Cousinard (22), South Carolina, 1/15/20  
**Attempted 25 FG in a game:** R.J. Barrett (26), Duke, 11/6/18  
**Attempted 30 FG in a game:** Freeman Williams (40), Portland State, 12/16/17  
**Attempted 35 FG in a game:** Freeman Williams (40), Portland State, 12/16/17  
**Attempted 40 FG in a game:** Freeman Williams (40), Portland State, 12/16/17  
**Attempted 45 FG in a game:** Johnny Neumann (50), Ole Miss, 1/2/71  
**Attempted 50 FG in a game:** Johnny Neumann (50), Ole Miss, 1/2/71  
**Attempted 53 FG in a game:** Pete Maravich (53), LSU, 2/22/69  
**Attempted 54 FG in a game:** Never

### 3-POINTERS

**Made 5 3-pointers in a game:** Davion Bust (5), Lamar, 11/24/19  
**Made 6 3-pointers in a game:** Armoni Brooks (6), Houston, 3/29/19  
**Made 7 3-pointers in a game:** Bubba Parham (10), VMI, 11/18/18  
**Made 8 3-pointers in a game:** Bubba Parham (10), VMI, 11/18/18  
**Made 9 3-pointers in a game:** Bubba Parham (10), VMI, 11/18/18  
**Made 10 3-pointers in a game:** Bubba Parham (10), VMI, 11/18/18  
**Made 11 3-pointers in a game:** Corey Allmond (11), Sam Houston State, 11/19/2009  
**Made 12 3-pointers in a game:** Never  
**Attempted 10 3-pointers in a game:** Isaiah Joe (11), Arkansas, 1/18/20  
**Attempted 15 3-pointers in a game:** Bubba Parham (16), VMI, 11/18/18  
**Attempted 16 3-pointers in a game:** Bubba Parham (16), VMI, 11/18/18  
**Attempted 17 3-pointers in a game:** Chris Jackson (17), LSU, 2/15/90  
**Attempted 18 3-pointers in a game:** Jeff Boschee (18), Kansas, 3/14/99  
**Attempted 19 3-pointers in a game:** Never

### FREE THROWS

**Made 10 FT in a game:** Cassius Winston (10), Michigan State, 11/5/19  
**Made 11 FT in a game:** Jared Harper (11), Auburn, 3/31/19  
**Made 12 FT in a game:** J.J. Frazier (12), Georgia, 2/18/17

**Made 13 FT in a game:** Sindarius Thornwell (14), South Carolina, 1/21/17  
**Made 14 FT in a game:** Sindarius Thornwell (14), South Carolina, 1/21/17  
**Made 15 FT in a game:** Brenton Williams (15), South Carolina, 3/1/14  
**Made 16 FT in a game:** Dan Cross (16), Florida, 2/18/95  
**Made 17 FT in a game:** John Mengelt (17), Auburn, 3/2/70  
**Made 18 FT in a game:** Pete Maravich (18), LSU, 2/21/70  
**Made 19 FT in a game:** Never  
**Attempted 15 FT in a game:** J.J. Frazier (15), Georgia, 2/18/17  
**Attempted 20 FT in a game:** Harding McCaleb (25), Louisville, 2/22/16  
**Attempted 25 FT in a game:** Harding McCaleb (25), Louisville, 2/22/16  
**Attempted 26 FT in a game:** Never

### REBOUNDS

**15 Rebs:** Dedric Lawson (15), Kansas, 1/26/19  
**16 Rebs:** Kennedy Meeks (17), North Carolina, 3/26/17  
**17 Rebs:** Kennedy Meeks (17), North Carolina, 3/26/17  
**18 Rebs:** Sean May (19), North Carolina, 12/4/04  
**19 Rebs:** Sean May (19), North Carolina, 12/4/04  
**20 Rebs:** Andrew DeClercq (20), Florida, 1/18/94  
**25 Rebs:** Leon Douglas (25), Alabama, 1/20/75  
**30 Rebs:** Kenneth Stanley (30), USC, 12/4/61  
**31 Rebs:** Never  
**Two players had 10 rebounds:** Desean Murray (11) and Anfernee McLemore (11), Auburn, 2/4/18  
**Three players had 10 rebounds:** Craig Victor II (12), Tim Quarterman (10), Ben Simmons (10), LSU, 1/5/16

### ASSISTS

**10 assists:** Tonny Trocha-Morelos (10), Texas A&M, 3/4/2017  
**11 assists:** Dwyane Wade (11), Marquette, 3/29/03  
**12 assists:** Edgar Padilla (12), UMass, 3/30/96  
**13 assists:** Billy McCaffrey (14), Vanderbilt, 1/13/93  
**14 assists:** Billy McCaffrey (14), Vanderbilt, 1/13/93  
**15 assists:** Eric Richardson (15), Alabama, 2/4/84  
**16 assists:** Never

### BLOCKS

**5 blocks:** Dylan Disu (5), Vanderbilt, 1/29/20  
**6 blocks:** Sagaba Konate (7), West Virginia, 1/27/18  
**7 blocks:** Sagaba Konate (7), West Virginia, 1/27/18  
**8 blocks:** Jarvis Varnado (10), Mississippi State, 1/15/08  
**9 blocks:** Jarvis Varnado (10), Mississippi State, 1/15/08  
**10 blocks:** Jarvis Varnado (10), Mississippi State, 1/15/08  
**11 blocks:** Samaki Walker (11), Louisville, 1/1/95  
**12 blocks:** Never

### STEALS

**5 steals:** Ben Simmons (7), LSU, 3/5/16  
**6 steals:** Ben Simmons (7), LSU, 3/5/16  
**7 steals:** Ben Simmons (7), LSU, 3/5/16  
**8 steals:** Never

## TEAM

### SCORING

**Scored 90 or more points:** 118, Duke, 11/6/18 (L, 118-84)  
**Scored 90 or more points (SEC game):** 90, Georgia, 3/4/09 (L, 90-85)  
**Scored 100 or more points:** 118, Duke, 11/6/18 (L, 118-84)  
**Scored 100 or more points (SEC game):** 101, Arkansas, 2/10/93 (L, 101-94)  
**Scored 110 or more points:** 118, Duke, 11/6/18 (L, 118-84)  
**Scored 110 or more points (SEC game):** 110, Vanderbilt, 3/4/67 (L, 110-94)  
**Scored 120 or more points:** 121, North Carolina, 12/27/89 (L, 121-110)  
**Scored 120 or more points (SEC game):** Never  
**Scored 130 or more points:** 150, Kansas, 12/9/89 (L, 150-95)  
**Scored 140 or more points:** 150, Kansas, 12/9/89 (L, 150-95)  
**Scored 150 or more points:** 150, Kansas, 12/9/89 (L, 150-95)  
**Scored 160 or more points:** Never  
**Scored less than 50 points:** 49, Eastern Kentucky, 11/8/19 (W, 91-49)  
**Scored less than 50 points (SEC game):** 48, South Carolina, 2/5/19 (W, 76-48)  
**Scored less than 40 points:** 39, West Virginia, 3/26/15 (W, 78-39)  
**Scored less than 40 points (SEC game):** 37, Missouri, 1/13/15 (W, 86-37)  
**Scored less than 30 points:** 28, Montana State, 11/23/14 (W, 86-28)  
**Scored less than 30 points (SEC game):** 26, Georgia Tech,

1/28/46 (W, 86-37)

**Scored less than 20 points:** 18, Western Ontario, 12/10/49 (W, 90-21)

**Scored less than 20 points (SEC game):** 18, Alabama, 2/10/40 (W, 46-18)

**Scored less than 10 points:** 9, Tulane, 12/21/34 (W, 39-9)

**Scored less than 10 points (SEC game):** Never  
**Scored less than 5 points:** Never

### SHOOTING PERCENTAGES

**Shot 70% from the field:** Never  
**Shot 60% from the field:** .640, Florida, 3/4/07  
**Shot 50% from the field:** .500, Ohio State, 12/21/19  
**Shot 30% or less from the field:** .250, Eastern Kentucky, 11/8/19 (16-64)  
**Shot 20% or less from the field:** .197, Montana State, 11/23/14 (12-61)  
**Shot 10% or less from the field:** Never (shooting percentages not recorded prior to 1947)

### 3-Pointers

**Made 10 or more 3-pointers:** 11, Utah Valley, 11/18/19  
**Made 15 or more 3-pointers:** 19, VMI, 11/18/18  
**Made 20 or more 3-pointers:** Never  
**Made zero 3-pointers:** 0, Auburn, 1/19/13 (0-15)  
**Attempted 30 or more 3-pointers:** 31, Utah Valley, 11/18/19

### FREE THROWS

**Shot 90% or better from FT line:** 92.3 (12-13), Evansville, 11/12/19  
**Shot 100% from FT Line:** 5-5, VMI, 11/18/18  
**Shot 50% or less from FT line:** .450 (9-20), Louisville, 12/28/19  
**Attempted 40 FT:** 47, Kansas, 1/30/16 (30-47)  
**Attempted five or less FT:** 5, UAB, 11/29/19 (2-5)  
**Made 30 FT:** 30, Tennessee, 2/2/16 (30-34)

### REBOUNDS

**Pulled down 50 rebounds:** 54 (17-37), Florida, 2/4/17  
**Pulled down 20 offensive rebounds:** 20, South Carolina, 1/15/20



# RUPP ARENA AT CENTRAL BANK CENTER

## Year-by-Year Records

Season	W-L	Percentage
2019-20	12-1	.923
2018-19	17-1	.944
2017-18	16-2	.889
2016-17	15-2	.882
2015-16	17-0	1.000
2014-15	19-0	1.000
2013-14	16-2	.889
2012-13	16-2	.889
2011-12	18-0	1.000
2010-11	15-0	1.000
2009-10	18-0	1.000
2008-09	12-6	.667
2007-08	14-4	.778
2006-07	14-2	.875
2005-06	10-5	.667
2004-05	14-1	.933
2003-04	11-2	.846
2002-03	12-1	.923
2001-02	12-3	.800
2000-01	11-1	.917
1999-2000	14-0	1.000
1998-99	12-1	.923
1997-98	9-3	.750
1996-97	12-1	.923
1995-96	13-0	1.000
1994-95	12-1	.923
1993-94	13-1	.929
1992-93	16-0	1.000
1991-92	15-2	.882
1990-91	13-0	1.000
1989-90	13-2	.867
1988-89	8-6	.571
1987-88	14-2	.875
1986-87	13-2	.867
1985-86	18-0	1.000
1984-85	11-3	.786
1983-84	16-0	1.000
1982-83	14-1	.933
1981-82	15-1	.938
1980-81	15-0	1.000
1979-80	12-3	.800
1978-79	11-4	.733
1977-78	16-0	1.000
1976-77	12-2	.857
<b>Total</b>	<b>606-70</b>	<b>.896</b>

## Top 10 Attendances of 19-20

No.	Att.	Opp.	Date	Result
1.	20,437	Louisville	12/28/19	W, 78-70
2.	20,407	Alabama	1/11/20	W, 76-67
3.	20,396	Missouri	1/4/20	W, 71-59
4.	20,401	UAB	11/29/19	W, 69-58
5.	20,351	MSM	11/22/19	W, 82-62
6.	20,311	Vanderbilt	1/29/20	W, 71-62
7.	20,163	EKU	11/8/19	W, 91-49
8.	20,135	Georgia	1/22/20	W, 89-79
9.	20,111	Georgia Tech	12/14/19	W, 67-53
10.	20,048	Lamar	11/22/19	W, 81-56

## Rupp Arena Quick Facts

Year Opened:	1976
First Game:	Nov. 27, 1976
All-Time Record:	606-70 (.89.6)
Record Under Calipari:	179-10 (94.7)
Capacity:	20,500
Record Crowd:	24,479 (1/20/10)
Longest Win Streak:	54 (11/9/10-12/1/12)
Current Win Streak:	11

## Cats Rock at Rupp

The Wildcats are 606-70 (.896) in Rupp Arena. Among the most notable marks of dominance as the nation's toughest venue to play include:

- School record 54-game winning streak to begin the John Calipari era
- UK is 325-41 (.888) in regular-season SEC games in the building
- Kentucky set a new program home record of 19 wins in 2014-15
- UK has gone undefeated at home in five of Calipari's 11 seasons
- The Wildcats have a perfect mark in 13 of Rupp Arena's 44 seasons

## UK Reaches 600 Wins at Rupp in Record Time

With a victory over Fairleigh Dickinson on Dec. 7, 2019 Kentucky reached the 600-win mark at Rupp Arena faster than any other program in NCAA Division I level history. UK needed just 670 games to reach win No. 600 in Rupp Arena.

It took UCLA, which previously owned the fastest pace to 600 wins, 689 games in Pauley Pavilion. Only one other team, Kansas, achieved win No. 600 in fewer than 700 games at its home venue. The Jayhawks reached the significant win in their 699th game.

## Cal Owns Longest Win Streaks in Rupp

With UK's 2011-12 season-opening victory over Marist, UK head coach John Calipari recorded his 34th consecutive win in Rupp Arena as UK's head coach. It broke former UK head coach Rick Pitino's longest streak of 33 games in the venue.

The winning streak reached as long as 54 games. Calipari didn't suffer his first loss in Rupp Arena until losing to Baylor in his fourth season. The 54-game run, however, was his longest career winning streak. He also had the second-longest streak in the arena as the Cats won 42 straight from March 4, 2014 to Nov. 25, 2016.

## Pack the House

Kentucky has led the nation in average home attendance in 20 of the last 24 seasons. That number includes a Rupp Arena record of 24,110 in John Calipari's first season (2009-10) as head coach.

- Kentucky averaged 21,695 fans during the 2018-19 season
- UK averaged 23,000-plus fans in seven of Calipari's first 10 seasons
- The Wildcats led the nation in average attendance in 2017-18

## New Chairbacks, Fewer Seats

After receiving a \$16 million upgrade over the 2014-15 and 2015-16 seasons that enhanced the fan experience with the likes of a new Daktronics center-hung scoreboard, ribbons boards, new corner video boards and a new audio system, Rupp Arena is undergoing an additional transformation as a part of UK's new leasing agreement with the Lexington Center.

Chair-back seating in the upper-level sideline was installed in sections 211-217 and 228-234 for the 2019-20 season. Club areas will be available to season ticket holders starting with the 2020-21 season.

The new seating reduced Rupp Arena's capacity to 20,500.

## The Top-Ranked Team at Home

Kentucky has lost just four times at home as the Associated Press top-ranked team in the history of the program and just three times in Rupp Arena. Prior to the losses to Evansville (Nov. 12) and UCLA (Dec. 3, 2016), both by three, the other two losses came by just one point.

The Wildcats are 54-3 all-time as the AP No. 1 team in Rupp Arena since its opening in 1976. The first loss was to Auburn, 53-52, on Jan. 9, 1988.

## Coach Cal in Rupp Arena

It's been downright difficult to beat the Wildcats in Rupp Arena during the John Calipari era. UK is 179-10 (.947) in Rupp Arena under Calipari.

- UK is 21-5 (.840) vs. ranked opponents in Rupp in the Calipari era
- The Wildcats are 158-5 (.969) vs. unranked teams in Rupp under Cal
- UK is 94-4 (.960) at home vs. nonconference foes under Calipari
- Calipari notched his 100th career win in Rupp Arena as UK's coach with the Wildcats' 110-75 rout of Auburn on Feb. 21, 2014. It took Calipari just 104 games to reach the century mark at home, the fastest of any UK coach

## Cal Passes Hall for Rupp Record

With a 101-70 victory over Cleveland State on Nov. 23, 2016, John Calipari passed former UK head coach Joe B. Hall for victories in Rupp Arena history.

Calipari currently has 179 wins inside the historic venue. Hall won 122.

## 2019-20 Opponent Breakdown

### Eastern Kentucky (Nov. 8)

All-time games in Rupp Arena: 11  
UK record in Rupp vs. EKV: 11-0  
Last time in Rupp Arena: UK, 91-49 (11/8/19)

### Evansville (Nov. 12)

All-time games in Rupp Arena: 1  
UK record in Rupp vs. UE: 0-1  
Last time in Rupp Arena: UE, 67-64 (11/12/19)

### Utah Valley (Nov. 18)

All-time games in Rupp Arena: 2  
UK record in Rupp vs. UV: 2-0  
Last time in Rupp Arena: UK, 82-74 (11/18/19)

### Mount St. Mary's (Nov. 22)

All-time games in Rupp Arena: 1  
UK record in Rupp vs. MSM: 1-0  
Last time in Rupp Arena: UK, 82-62 (11/22/19)

### Lamar (Nov. 24)

All-time games in Rupp Arena: 4  
UK record in Rupp vs. LU: 4-0  
Last time in Rupp Arena: UK, 81-56 (11/24/19)

### UAB (Nov. 29)

All-time games in Rupp Arena: 2  
UK record in Rupp vs. UAB: 2-0  
Last time in Rupp Arena: UK, 69-58 (11/29/19)

### Fairleigh Dickinson (Dec. 7)

All-time games in Rupp Arena: 1  
UK record in Rupp vs. FDU: 1-0  
Last time in Rupp Arena: UK, 83-52 (12/7/19)

### Georgia Tech (Dec. 14)

All-time games in Rupp Arena: 4  
UK record in Rupp vs. GT: 4-0  
Last time in Rupp Arena: UK, 67-53 (12/14/19)

### Louisville (Dec. 28)

All-time games in Rupp Arena: 20  
UK record in Rupp vs. UofL: 16-4  
Last time in Rupp Arena: UK, 78-70<sup>OT</sup> (12/28/19)

### Missouri (Jan. 4)

All-time games in Rupp Arena: 5  
UK record in Rupp vs. MU: 5-0  
Last time in Rupp Arena: UK, 71-59 (1/4/20)

### Alabama (Jan. 11)

All-time games in Rupp Arena: 32  
UK record in Rupp vs. UA: 27-5  
Last time in Rupp Arena: UK, 76-67 (1/11/20)

### Georgia (Jan. 21)

All-time games in Rupp Arena: 41  
UK record in Rupp vs. UGA: 37-4  
Last time in Rupp Arena: UK, 89-79 (1/21/20)

### Vanderbilt (Jan. 29)

All-time games in Rupp Arena: 42  
UK record in Rupp vs. VU: 40-2  
Last time in Rupp Arena: UK, 71-62 (1/29/20)

### Mississippi State (Feb. 4)

All-time games in Rupp Arena: 30  
UK record in Rupp vs. MSU: 28-2  
Last time in Rupp Arena: UK, 76-55 (1/22/19)

### Ole Miss (Feb. 15)

All-time games in Rupp Arena: 31  
UK record in Rupp vs. OM: 30-1  
Last time in Rupp Arena: UK, 96-78 (2/28/18)

### Florida (Feb. 22)

All-time games in Rupp Arena: 43  
UK record in Rupp vs. UF: 35-8  
Last time in Rupp Arena: UK, 66-57 (3/9/19)

### Auburn (Feb. 29)

All-time games in Rupp Arena: 30  
UK record in Rupp vs. AU: 28-2  
Last time in Rupp Arena: UK, 80-53 (2/23/19)

### Tennessee (March 3)

All-time games in Rupp Arena: 43  
UK record in Rupp vs. UT: 38-5  
Last time in Rupp Arena: UK, 86-69 (2/16/19)



## UK vs. AP Ranked Foes Under Cal

**Record: 62-32 (.660)**

at No. 18 Texas Tech	Jan. 25, 2020	W, 78-76 <sup>OT</sup>
vs. No. 3 Louisville	Dec. 28, 2019	W, 78-70 <sup>OT</sup>
vs. No. 5 Ohio State (Las Vegas)	Dec. 21, 2019	L, 71-65
vs. No. 1 Michigan State (New York)	Nov. 5, 2019	W, 69-62
vs. No. 14 Auburn (NCAAT)	March 31, 2019	L, 77-71 <sup>OT</sup>
vs. No. 11 Houston (NCAAT)	March 29, 2019	W, 62-58
vs. No. 19 Wofford (NCAAT)	March 23, 2019	W, 62-56
vs. No. 8 Tennessee (SECT)	March 16, 2019	L, 82-78
at No. 7 Tennessee	March 2, 2019	L, 71-52
vs. No. 1 Tennessee	Feb. 16, 2019	W, 86-69
vs. No. 19 LSU	Feb. 13, 2019	L, 73-71
vs. No. 9 Kansas	Jan. 26, 2019	W, 71-63
vs. No. 22 Mississippi State	Jan. 22, 2019	W, 76-55
at No. 14 Auburn	Jan. 19, 2019	W, 82-80
vs. No. 9 North Carolina (Chicago)	Dec. 22, 2018	W, 80-72
vs. No. 4 Duke (Indianapolis)	Nov. 6, 2018	L, 118-84
vs. No. 13 Tennessee (SECT)	March 11, 2018	W, 77-72
at No. 10 Auburn	Feb. 14, 2018	L, 76-66
vs. No. 15 Tennessee	Feb. 6, 2018	L, 61-59
at No. 7 West Virginia	Jan. 27, 2018	W, 83-76
at No. 23 Tennessee	Jan. 6, 2018	L, 76-65
vs. No. 4 Kansas (Chicago)	Nov. 14, 2017	L, 65-61
vs. No. 6 North Carolina (NCAAT)	March 26, 2017	L, 75-73
vs. No. 6 UCLA (NCAA)	March 24, 2017	W, 86-75
vs. No. 19 Wichita State (NCAAT)	March 19, 2017	W, 65-62
vs. No. 13 Florida	Feb. 25, 2017	W, 76-66
at No. 24 Florida	Feb. 4, 2017	L, 88-66
vs. No. 2 Kansas	Jan. 28, 2017	L, 79-73
vs. No. 24 South Carolina	Jan. 21, 2017	W, 85-69
at No. 10 Louisville	Dec. 21, 2016	L, 73-70
vs. No. 7 North Carolina (Las Vegas)	Dec. 17, 2016	W, 103-100
vs. No. 11 UCLA	Dec. 3, 2016	L, 97-92
vs. No. 13 Michigan State (New York)	Nov. 15, 2016	W, 69-48
vs. No. 14 Indiana (NCAAT)	March 19, 2016	L, 73-67
vs. No. 17 Texas A&M (SECT)	March 13, 2016	W, 82-77
at No. 4 Kansas	Jan. 30, 2016	L, 90-84
vs. No. 16 Louisville	Dec. 27, 2015	W, 75-73
vs. No. 5 Duke (Chicago)	Nov. 17, 2015	W, 74-63
vs. No. 3 Wisconsin (NCAAT)	April 4, 2015	L, 71-64
vs. No. 8 Notre Dame (NCAAT)	March 28, 2015	W, 68-66
vs. No. 20 West Virginia (NCAAT)	March 26, 2015	W, 78-39
vs. No. 21 Arkansas (SECT)	March 15, 2015	W, 78-63
vs. No. 18 Arkansas	Feb. 28, 2015	W, 84-67
at No. 4 Louisville	Dec. 27, 2014	W, 58-50
vs. No. 21 North Carolina	Dec. 13, 2014	W, 84-70
vs. No. 6 Texas	Dec. 5, 2014	W, 63-51
vs. No. 5 Kansas (Indianapolis)	Nov. 18, 2014	W, 72-40
vs. No. 18 UConn (NCAAT)	April 7, 2014	L, 60-54
vs. No. 12 Wisconsin (NCAAT)	April 5, 2014	W, 74-73
vs. No. 7 Michigan (NCAAT)	March 30, 2014	W, 75-72
vs. No. 5 Louisville (NCAAT)	March 28, 2014	W, 74-69
vs. No. 2 Wichita State (NCAAT)	March 23, 2014	W, 78-76
vs. No. 1 Florida (SECT)	March 16, 2014	L, 61-60
at No. 1 Florida	March 8, 2014	L, 84-65
vs. No. 3 Florida	Feb. 15, 2014	L, 69-59
vs. No. 4 Louisville	Dec. 28, 2013	W, 73-66
at No. 18 North Carolina	Dec. 14, 2013	L, 82-77
vs. No. 20 Baylor (Dallas)	Dec. 6, 2013	L, 67-62
vs. No. 2 Michigan St. (Chicago)	Nov. 12, 2013	L, 78-74
vs. No. 11 Florida	March 9, 2013	W, 61-57
at No. 7 Florida	Feb. 12, 2013	L, 69-52
at No. 16 Ole Miss	Jan. 29, 2013	W, 87-74
at No. 4 Louisville	Dec. 29, 2012	L, 80-77
vs. No. 9 Duke (Atlanta)	Nov. 13, 2012	L, 75-68
vs. No. 6 Kansas (NCAAT)	April 2, 2012	W, 67-59
vs. No. 17 Louisville (NCAAT)	March 31, 2012	W, 69-61
vs. No. 9 Baylor (NCAAT)	March 25, 2012	W, 82-70
vs. No. 16 Indiana (NCAAT)	March 23, 2012	W, 87-71
vs. No. 22 Florida (SECT)	March 10, 2012	W, 74-71
at No. 16 Florida	March 4, 2012	W, 74-59
vs. No. 8 Florida	Feb. 7, 2012	W, 78-58
vs. No. 4 Louisville	Dec. 31, 2011	W, 69-62
vs. No. 5 North Carolina	Dec. 3, 2011	W, 73-72
vs. No. 12 Kansas (New York)	Nov. 15, 2011	W, 75-65
vs. No. 9 UConn (NCAAT)	April 2, 2011	L, 56-55
vs. No. 7 North Carolina (NCAAT)	March 27, 2011	W, 76-69
vs. No. 1 Ohio State (NCAAT)	March 25, 2011	W, 62-60
vs. No. 22 West Virginia (NCAAT)	March 19, 2011	W, 71-63
vs. No. 12 Florida (SECT)	March 13, 2011	W, 70-54
vs. No. 21 Vanderbilt	March 1, 2011	W, 68-66
vs. No. 13 Florida	Feb. 26, 2011	W, 76-68
at No. 21 Vanderbilt	Feb. 12, 2011	L, 81-77
at No. 22 Louisville	Dec. 31, 2010	W, 78-63
vs. No. 23 Notre Dame (Louisville)	Dec. 8, 2010	W, 72-58
vs. No. 13 Washington (Maui)	Nov. 23, 2010	W, 74-67
vs. No. 6 West Virginia (NCAAT)	March 27, 2010	L, 73-66
vs. No. 15 Tennessee (SECT)	March 13, 2010	W, 74-45
at No. 19 Tennessee	Feb. 27, 2010	L, 74-65
at No. 17 Vanderbilt	Feb. 20, 2010	W, 58-56
vs. No. 12 Tennessee	Feb. 13, 2010	W, 73-62
vs. No. 25 Ole Miss	Feb. 2, 2010	W, 85-75
vs. No. 21 Vanderbilt	Jan. 30, 2010	W, 85-72
vs. No. 14 UConn (New York)	Dec. 9, 2009	W, 64-61
vs. No. 10 North Carolina	Dec. 5, 2009	W, 68-66

### Calipari's Record at Kentucky ...

vs. No. 1	3-2	vs. Top 25	62-32
vs. Top 3	5-6	Home	21-5
vs. Top 5	12-11	Away	8-12
vs. Top 10	25-20	Neutral	33-15
vs. Top 15	39-24	SEC Tourney	5-2
vs. Top 20	51-29	NCAA Tourney	17-7

## Second Tour: Calipari, UK Agree to New Long-Term Contract

John Calipari, who owns more wins, more NCAA Tournament wins, more Final Four appearances, more Elite Eight berths and more Sweet 16 showings than any other coach since his arrival at Kentucky, signed a new long-term contract with the school in June that offers the opportunity to end his career in Lexington.

The new deal, with total guaranteed compensation – which includes base salary and media/endorsement payments – is valued at \$86 million over the lifetime of the contract. With a base salary of \$400,000 per season from the university, Calipari will make \$8 million in total compensation over the next two seasons with increases starting in 2021-22 (\$8.5 million per year for four seasons) and 2025-26 (\$9 million per year for four seasons).

The only incentive included in Calipari's new contract remains the performance of the men's basketball team in the Academic Progress Rate, a metric created by the NCAA to measure academic eligibility, retention and graduation. The bonus will remain unchanged at \$50,000 from the previous contract for meeting the threshold of 975. The men's basketball team has earned an NCAA award in five straight seasons for finishing among the top 10% of Division I men's basketball schools.

Calipari's new contract will no longer include a retention bonus. Beginning with the sixth contract year of the agreed upon terms, Calipari has the option to step down as the head coach and become special assistant to the athletics director/university representative. He would receive \$950,000 in annual compensation for the position.

Calipari is calling the start of his second decade at Kentucky his "second tour" after unprecedented success in his first decade. His goal is for the program to build on that success and do even bigger things on the second tour.

## A Decorated Decade

Through 10 years at Kentucky (entering 2019-20), John Calipari's time in Lexington has been every bit as successful -- and more -- as fans hoped when he agreed to become the head coach at Kentucky back in the spring of 2009.

By just about every measure, he's the most successful coach in college basketball during the last decade. Among schools who have been to at least two Elite Eights and a Final Four since 2009-10, Calipari ranks:

- First in wins (321), through games on Jan. 29
- First in NCAA Tournament wins (31)
- Fourth in NCAA titles (one)
- First in Final Four appearances (four)
- First in Elite Eight appearances (seven)
- First in Sweet 16 appearances (eight)
- Third in regular-season conference titles (five)
- Second in league tournament titles (six)

## Calipari Named Coach of the Decade

Underscored by more victories than any other coach or program over the last 10 seasons, more Final Four appearances, a record number of NBA Draft picks, and the 2012 national championship, John Calipari was named the College Basketball Coach of the Decade by Sporting News in January.

In a piece penned by national writer Mike DeCourcy, Sporting News credits Calipari for changing the college basketball landscape. Detailing Calipari's success – what DeCourcy described as a "college basketball revolution" – DeCourcy wrote that "no one defined the 2010s in the same way as Calipari ... nor achieved the same degree of consistent success."

In an era where kids can enter the NBA Draft at 19 years old, Calipari masterfully balanced the priority of players' long-term professional dreams with individual and team development, leading to on-court success that no other team has matched the last decade.

"I knew we were going to make the program — and I said it at the press conference — it was going to be a players-first program," Calipari told Sporting News. "We were going to make decisions based on them and their needs. And it's not just about the name on the front. It'll be about the name on the back. That's how we're going to do this."

## First-Ballot Hall of Famer

Kentucky men's basketball coach John Calipari joined basketball's fraternity of legends in September 2015 after being elected to the Naismith Memorial Basketball Hall of Fame on the first ballot.

Calipari joined an elite group of basketball players and coaches in the Naismith Hall of Fame, considered to be one of the ultimate honors in the sport. The Class of 2015 included Calipari, Dick Bevetta, Wildcat Louie Dampier, Lindsay Gaze, Tom Heinsohn, John Isaacs, Spencer Haywood, Lisa Leslie, Dikembe Mutombo, George Raveling and JoJo White.

## Moving Up the Kentucky Career Wins List

With an 80-53 victory vs. Auburn on Feb. 23, 2019, John Calipari moved past Joe B. Hall for the second-most wins in program history. Calipari trails only the legendary Adolph Rupp (876 wins) for the most wins at UK and earned win No. 300 at Ole Miss on March 5, 2019.

When Calipari tied Hall with his 297th win at Missouri on Feb. 19, 2019, he did so 32 games faster than Hall and just two games slower than Rupp.

Although he's still climbing the charts, he's doing it nearly as fast as anyone else in NCAA history. With the win over Ole Miss, Calipari became the fourth-fastest coach to 300 wins (369 games) at one program in NCAA history. Only Bill Self (358 games at Kansas), Claire Bee (359 games at Long Island) and Rupp (366 at UK) got there faster.

Calipari passed Tubby Smith on Dec. 1 for the third-most coached games at UK. Smith's 10-year career with the Wildcats ended with his 346th game. Calipari and UK's win over UNC Greensboro on Dec. 1, 2018 marked the 347th career game he's been at the helm. Rupp is obviously first in games coached with a 42-year tenure spanning 1,066 career games.

## ON PACE WITH THE BARON OF THE BLUEGRASS

Legendary coach Adolph Rupp won 876 career games while he was the coach of UK. He also led Kentucky to four NCAA titles during his 41-year tenure. John Calipari is just behind pace with Rupp to begin his career at UK in total victories. Calipari (.811) is slightly behind Rupp (.822) in total UK career winning percentage.

Coach	Games	Record	Next Game (397th Game)
Adolph Rupp	396	327-69	def. Western Ontario, 98-41 (Jan. 3, 1948)
John Calipari	396	321-75	at Auburn (Feb. 1, 2020)





has captured the SEC five times in 2010, 12, 15, 16 and 17.

Perhaps more impressive is that Calipari has 30 combined regular-season and tournament championships after the 2018 SEC Tournament title. That trails only Mark Few of Gonzaga (33 titles with the West Coast Conference regular-season title in 2019) among all active coaches. All-time, Calipari trails only the great Adolph Rupp (41) and Few.

### 30 is the new 20

With a 71-67 win over Mississippi State on Feb. 9, 2019, John Calipari achieved another feat in his decorated coaching career. With his 20th victory in 2019, he secured his 25th consecutive on-court 20-win season. He leads all active coaches with that streak, ahead of Mike Krzyzewski (23), Bill Self (21) and Mark Few (21), as of Jan. 29.

With a Sweet 16 win over Houston in the 2019 NCAA Tournament, Calipari and the Cats clinched a 30-win season for the fifth time as UK's head coach. Calipari has 11 seasons with 30 or more on-court wins. Only Krzyzewski (15) and Roy Williams (12) have more 30-win seasons as an active head coach. Calipari is the first coach in NCAA Division I history to record five straight on-court 30-win seasons, notching 30 wins in consecutive seasons from 2005-06 to 2009-10.

### There's No Place Like Home

Since his 1991-92 season at UMass, John Calipari-coached teams have posted a 389-32 (.924) record at home. At UK, Coach Cal is 179-10 (.947) in Rupp Arena.

In five of Calipari's 11 seasons at Kentucky, the Wildcats have posted an undefeated record at home, including a school-record 19-0 mark during the 2014-15 season.

Calipari owns both of UK's longest winning streaks in the arena. He began his career at UK with a 54-game winning streak at Rupp Arena. It was the longest winning streak since the arena opened in 1976. With a win over Georgia on Feb. 9, 2016, he secured the second-longest streak in the storied building at 34 games (which ended at 42).

Coach	Streak (Yrs)
1. John Calipari	54 (2010-13)
2. John Calipari	42 (2014-17)
3. Rick Pitino	33 (1992-94)
4. Joe B. Hall	30 (1981-82)
5. Rick Pitino	27 (1995-97)

### Life Away From Home Isn't So Bad Either

As good as John Calipari's team's have been at home, they're pretty good in hostile environments on the road. Dating back to the 2005-06 season, Calipari has recorded a 103-46 (.691) record on the road. At neutral-site venues, Kentucky is 78-23 (.772) all-time under Calipari.

### Calipari at No. 1

John Calipari is one of just two coaches (Frank McGuire) to lead three programs to a No. 1 ranking. Calipari has led seven of his 11 UK teams to the No. 1 ranking and eight of his last 13 teams to the top (he's done it 10 times overall). When Coach Cal's teams are at the top, they're difficult to knock off:

- Calipari is 110-13 (.894) as the top-ranked Associated Press Top 25 coach in the country
- He's 69-8 (.896) when his team is atop the AP Top 25 as UK's head coach
- Calipari tallied a 32-4 mark at UMass at No. 1 and he was 9-1 at Memphis
- He (110) trails only Duke's Mike Krzyzewski (219) in active coaches with victories at No. 1
- Calipari has coached 123 career games as a No. 1 team, fourth most in NCAA history, trailing Krzyzewski (254), John Wooden (228) and Adolph Rupp (127)
- Among coaches who have owned a No. 1 ranking in at least 119 games, Calipari's winning percentage of .894 trails only Wooden (.952) and is ahead of active coach Krzyzewski (.862)
- Calipari is 6-4 vs. the AP top-ranked team in the land, including 3-2 at Kentucky after defeating Michigan State on Nov. 5
- According to ESPN, his .600 winning percentage against the No. 1 ranked team is the best for any head coach

### The Success Rate

John Calipari has graduated 100% of the players (20 of 20) who have been eligible to receive their diploma by the end of their senior years and exhausted their athletic eligibility. Of that group, Brad Calipari, Patrick Patterson, Jarrod Polson and Alex Poythress completed their degrees in three years.

In the NCAA's Academic Progress Rate, which measures eligibility, retention and graduation, Kentucky has posted a single-year Academic Progress Rate of 977 or higher in every season under Calipari, including a perfect 1,000 in the last six single-year reports. UK's four-year composite score in the most recent report, which was released in May 2019, was a 1,000, earning the team an NCAA academic award for the fifth year in a row for finishing in the top 10% of Division I men's basketball programs.

### Dream Maker

As someone who prides himself on helping young men reach their dreams, John Calipari has helped 49 players earn selection in the NBA Draft during his college coaching career, including 38 in his first 10 seasons at Kentucky, more than any other coach.

- Four No. 1 overall selections (Derrick Rose, John Wall, Anthony Davis and Karl-Anthony Towns) during the nine drafts from 2008 to 2016. No other coach has more than three No. 1 picks
- In 2010, five of his UK players were selected in the first round for the first time in NBA history
- His six players in the 2012 and 2015 NBA drafts are the most in the two-round era
- Churned out 38 NBA Draft picks, 29 first-rounders, three No. 1 selections, seven top-five picks and 21 lottery picks at Kentucky
- Of the 60 players who have finished their college careers at Kentucky under Calipari, 38 have been selected in the NBA Draft, a 63.3% success rate. Another five of those made the NBA, and the majority of the rest were walk-ons
- Of the 27 players at UK who have declared for the NBA Draft after their freshman seasons, 25 have been first-round picks. All 27 have played a game in the NBA. He is 29 for 31 in that regard when including his players from Memphis
- Only coach to produce the top two picks in the same draft (2012 - Anthony Davis and Michael Kidd-Gilchrist)
- Produced a top-10 pick in 12 straight drafts since 2008, the only school to do so during that time period

## Recruiting Trail

The Wildcats have signed more top-25 players under John Calipari's leadership than any other school. Nearly a quarter of all Rivals' top-10 prospects nationally over the past 11 classes have signed with Coach Cal and the Cats. The following list does not include transfers (freshman signees only).

PLAYER (YEAR)	ESPN	RIVALS	247	MCD	JB
Devin Askew ('20)	25	26	27		
BJ Boston ('20)	6	4	16	Y	
Terrence Clarke ('20)	8	5	4		Y
Cam'Ron Fletcher ('20)	58	42	46		
Isaiah Jackson ('20)	30	27	32		
Lance Ware ('20)	40	32	35		
Dontaie Allen ('19)	NR	68	98		
Keion Brooks Jr. ('19)	36	29	14		Y
Brennan Canada ('19)	NR@	NR@	NR@		
Johnny Juzang ('19)	30	34	31		
Tyrese Maxey ('19)	13	10	10	Y	Y
Kahlil Whitney ('19)	12	14	11	Y	Y
Ashton Hagans ('18)	20	13	12		
Tyler Herro ('18)	30	36	38	Y	Y
Keldon Johnson ('18)	7	15	18	Y	Y
EJ Montgomery ('18)	14	11	6	Y	
Zan Payne ('18)	NR	NR	NR		
Immanuel Quickley ('18)	25	22	19	Y	
Jemarl Baker Jr. ('17)	66	82	90		
Hamidou Diallo ('17)	11~	10~	11		
Shai Gilgeous-Alexander ('17)	35	34	20		
Quade Green ('17)	24	22	33	Y	Y
Kevin Knox (17)	10	10	18	Y	Y
Nick Richards ('17)	17	17	15	Y	Y
Jarrod Vanderbilt ('17)	19	14	12	Y	Y
PJ Washington ('17)	12	15	9	Y	Y
Bam Adebayo ('16)	5	7	12	Y	Y
Brad Calipari ('16)	NR	NR	NR		
De'Aaron Fox ('16)	6	6	6	Y	Y
Wenyen Gabriel ('16)	14	13	14	Y	
Sacha Killeya-Jones ('16)	24	24	25	Y	
Malik Monk ('16)	9	9	10	Y	Y
Tai Wynyard ('16)	NR	NR	NR		
Isaiah Briscoe ('15)	13	10	16	Y	Y
Jonny David ('15)	NR@	NR@	NR@		
Isaac Humphries ('15)	49	NR^	62		
Skal Labissiere ('15)	2	1	2		Y
Charles Matthews ('15)	42	48	74	Y	
Jamal Murray ('15)	NA^	9	10		
Devin Booker ('14)	18	29	22	Y	Y
Trey Lyles ('14)	6	13	17	Y	Y
Karl-Anthony Towns ('14)	9	5	2	Y	Y
Tyler Ulis ('14)	25	21	20	Y	Y
EJ Lefebvre ('13)	NR@	NR@	NR@		
Aaron Harrison ('13)	9	7	5	Y	Y
Andrew Harrison ('13)	5	5	3	Y	Y
Dominique Hawkins ('13)	NR	NR	151		
Dakari Johnson ('13)	7	9	8	Y	Y
Marcus Lee ('13)	25	19	14	Y	Y
Julius Randle ('13)	3	2	2	Y	Y
Derek Willis ('13)	NR	115	58		
James Young ('13)	8	11	10	Y	Y
Archie Goodwin ('12)	15	14	18	Y	Y
Willie Cauley-Stein ('12)	40	40	47		
Nerlens Noel ('12)	1	2	1		Y
Alex Poythress ('12)	13	8	7	Y	Y
Anthony Davis ('11)	1	2	1	Y	Y
Michael Kidd-Gilchrist ('11)	4	3	2	Y	Y
Sam Malone ('11)	NR@	NR@	NR@		
Brian Long ('11)	NR@	NR@	NR@		
Marquis Teague ('11)	8	5	6	Y	Y
Kyle Wiltjer ('11)	19	22	21	Y	Y
Terrence Jones ('10)	9	13	8*	Y	Y
Enes Kanter ('10)	25	3	3*		
Brandon Knight ('10)	4	6	6*	Y	Y
Doron Lamb ('10)	29	21	28*	Y	Y
Jarrod Polson ('10)	NR@	NR@	NR*@		
Stacey Poole, Jr. ('10)	51	33	67*		
Eric Bledsoe ('09)	NR	23	37*		
DeMarcus Cousins ('09)	4	2	3*	Y	Y
Jon Hood ('09)	92	40	46*		
Daniel Orton ('09)	13	22	17*		Y
John Wall ('09)	5	1	2*		Y
<b>Top-10 Players</b>	<b>23</b>	<b>25</b>	<b>23</b>		
<b>Top-25 Players</b>	<b>45</b>	<b>46</b>	<b>46</b>		
<b>Top-50 Players</b>	<b>55</b>	<b>59</b>	<b>57</b>		
<b>McDonald's All-Americans</b>					<b>37</b>
<b>Jordan Brand Classic All-Americans</b>					<b>40</b>

\* Scout.com ranking | ~ final ranking in the 2017 class before early enrollment | ^ reclassified after final rankings were released @ originally joined team as walk-on



# COACH CALIPARI

## Developing Talent

John Calipari hasn't just signed the best talent in the country while he's been at Kentucky; he's been the best at developing that talent and getting it ready for the next level. Of the 35 top-25 Rivals.com players Kentucky has signed and have completed their college eligibility at UK, 31 were drafted and 25 were selected in the first round. But that's only half the story. Calipari's players don't just make it to the pros; they're better prepared than anyone else. The proof is in the numbers.

Over the course of his career, Calipari's 50-plus NBA pros have amassed more than \$2.26 billion in NBA contracts, which doesn't include endorsement deals and overseas contracts. Of his UK players in the NBA, they've earned just shy of \$1.9 billion in guaranteed contracts.

There's more: Of UK's 21 lottery picks in the Calipari era, 14 have earned second contracts in the NBA with seven of them cashing in on max contracts. Of the seven who haven't earned contracts, all have been drafted in the last three years and are still on their rookie deal. Over the last 10 years, there have been 22 lottery picks who earned max contracts in the NBA. Seven of them attended Kentucky.

## Double-Digit Win Streaks

John Calipari's teams have posted 19 streaks of 10 or more wins at Kentucky, Memphis and UMass, including seven at UK. They have won 15 or more straight games nine times, 20 or more six times, 25 or more five times, and 30 or more one time. Of course, the most famous streak was the 38-0 start during the 2014-15 season.

1. 38 Kentucky, 2014-15	6. 24 Kentucky, 2011-12	T10. 14 UMass, 1991-92	T16. 10 Kentucky, 2018-19
2. 27 Memphis, 2008-09	7. 19 Kentucky, 2009-10	T12. 12 Memphis, 2007-08	T16. 10 Kentucky, 2010-11
T3. 26 Memphis, 2007-08	8. 16 UMass, 1994-95	T12. 12 Memphis, 2002-03	T16. 10 Memphis, 2001-02
T3. 26 UMass, 1995-96	9. 15 Memphis, 2005-06	T12. 12 UMass, 1992-93	T16. 10 UMass, 1993-94
5. 25 Memphis, 2006-07	T10. 14 Kentucky, 2016-17	15. 11 Memphis, 2003-04	

## Calipari Knows Defense

Defense has always been a staple of John Calipari-coached teams. Dating back to complete NCAA records beginning in 2001-02, Calipari's teams have been among national leaders in several critical defensive categories.

Year	FG% Def.	3PT FG% Def.	Rebound Margin	Scoring Margin	Blocks
2001-02 (UM)	13th (29.5)	N/A (29.3)	11th (+6.6)	15th (+11.2)	54th (4.4)
2002-03 (UM)	28th (40.6)	N/A (29.3)	44th (+4.1)	32nd (+8.0)	26th (5.1)
2003-04 (UM)	34th (40.5)	N/A (35.8)	58th (+3.4)	48th (+7.1)	20th (5.0)
2004-05 (UM)	<b>4th (38.4)</b>	N/A (32.7)	75th (+2.9)	62nd (+5.9)	13th (5.4)
2005-06 (UM)	<b>2nd (38.0)</b>	N/A (30.3)	<b>9th (+6.7)</b>	<b>5th (+14.6)</b>	<b>8th (6.4)</b>
2006-07 (UM)	12th (39.0)	N/A (31.3)	28th (+5.3)	<b>5th (+5.8)</b>	12th (5.9)
2007-08 (UM)	12th (39.1)	N/A (30.2)	16th (+6.2)	<b>2nd (+18.0)</b>	<b>8th (6.1)</b>
2008-09 (UM)	<b>1st (37.1)</b>	<b>10th (30.0)</b>	19th (+6.1)	<b>2nd (+16.3)</b>	<b>7th (6.0)</b>
2009-10 (UK)	<b>3rd (37.8)</b>	47th (31.3)	<b>4th (+8.1)</b>	<b>6th (+14.3)</b>	<b>4th (7.2)</b>
2010-11 (UK)	15th (39.4)	59th (32.4)	60th (+3.6)	13th (+11.4)	<b>3rd (6.3)</b>
2011-12 (UK)	<b>1st (37.4)</b>	67th (31.8)	12th (+6.8)	<b>1st (+16.8)</b>	<b>1st (8.6)</b>
2012-13 (UK)	30th (39.2)	104th (32.4)	48th (+4.3)	48th (+8.2)	<b>3rd (6.6)</b>
2013-14 (UK)	59th (41.1)	67th (32.2)	<b>2nd (+9.4)</b>	43rd (+8.2)	13th (5.9)
2014-15 (UK)	<b>1st (35.4)</b>	<b>3rd (27.1)</b>	15th (+6.8)	<b>1st (+20.1)</b>	<b>2nd (6.9)</b>
2015-16 (UK)	24th (39.7)	75th (32.6)	39th (+5.2)	17th (+11.4)	<b>6th (5.8)</b>
2016-17 (UK)	98th (42.4)	12th (30.6)	39th (+4.7)	<b>9th (+13.4)</b>	15th (5.3)
2017-18 (UK)	14th (40.4)	<b>4th (30.1)</b>	40th (+5.1)	68th (+6.5)	31st (4.8)
2018-19 (UK)	19th (40.0)	189th (34.3)	<b>4th (+9.4)</b>	21st (+11.1)	21st (4.8)
2019-20 (UK)	29th (38.9)	19th (28.6)	29th (+6.4)	38th (+10.5)	21st (5.1)

\*through games on Jan. 29

## Calipari Perfect vs. Former Assistants

John Calipari has made it known that he doesn't enjoy coaching against friends. That hasn't stopped him from winning anyway. Calipari is 17-0 all-time when coaching against former assistants.

- Orlando Antigua - 1-0
- Tony Barbee - 8-0
- Bruiser Flint - 2-0
- Derek Kellogg - 1-0
- Chuck Martin - 2-0
- Josh Pastner - 1-0
- Steve Roccaforte - 2-0

## #LaFamilia NBA Awards

<b>NBA Player of the Year</b> Derrick Rose	2011	Derrick Rose (1st) <b>All-NBA Rookie Team</b> Shai Gilgeous-Alexander (2nd) Jamal Murray (2nd)	2011	Marcus Camby (1st) Marcus Camby (1st) Marcus Camby (2nd) Marcus Camby (2nd)	2008 2007 2006 2005	John Wall Derrick Rose Derrick Rose Derrick Rose	2014 2012 2011 2010
<b>NBA Rookie of the Year</b> Karl-Anthony Towns Tyreke Evans Derrick Rose	2016 2010 2009	Karl-Anthony Towns (1st) Devin Booker (1st) Willie Cauley-Stein (2nd) Nerlens Noel (1st)	2016 2016 2015 2013	<b>NBA All-Star Team</b> Bam Adebayo Anthony Davis Anthony Davis	2020 2020 2019	<b>All-Star Game MVP</b> Anthony Davis	2017
<b>NBA Defensive Player of the Year</b> Marcus Camby	2007	Anthony Davis (1st) Michael Kidd-Gilchrist (2nd) Brandon Knight (1st)	2013 2013 2012	Karl-Anthony Towns DeMarcus Cousins Anthony Davis	2019 2018 2018	<b>Rising Stars Challenge MVP</b> Jamal Murray John Wall Tyreke Evans	2017 2011 2010
<b>NBA Cares Community Assist Award</b> DeMarcus Cousins John Wall	2017 2016	DeMarcus Cousins (1st) John Wall (1st) Eric Bledsoe (2nd) Tyreke Evans (1st) Derrick Rose (1st) Marcus Camby (1st)	2011 2011 2011 2010 2010 1997	Karl-Anthony Towns John Wall John Wall DeMarcus Cousins Anthony Davis John Wall DeMarcus Cousins Anthony Davis	2018 2018 2018 2016 2016 2017 2017	<b>Slam Dunk Contest Winner</b> Hamidou Diallo John Wall	2019 2014
<b>All-NBA Team</b> Anthony Davis (1st) Karl-Anthony Towns (3rd) Anthony Davis (1st) John Wall (3rd) DeMarcus Cousins (2nd) Anthony Davis (1st) DeMarcus Cousins (2nd) Derrick Rose (1st)	2018 2018 2017 2017 2016 2015 2015 2012	<b>All-NBA Defensive Team</b> Eric Bledsoe (1st) Anthony Davis (1st) Anthony Davis (2nd) Anthony Davis (2nd) John Wall (2nd)	2019 2018 2017 2015 2015	John Wall DeMarcus Cousins Anthony Davis John Wall DeMarcus Cousins John Wall Anthony Davis	2016 2016 2016 2015 2015 2015 2014	<b>3-Point Contest Winner</b> Devin Booker	2018
						<b>Skills Challenge Winner</b> Karl-Anthony Towns	2016



# COACH CALIPARI

A “players-first” coach with a penchant for helping people reach their dreams, John Calipari, a Naismith Memorial Basketball Hall of Famer, has guided six teams to the Final Four, led one to a national championship and helped 49 players earn selection in the NBA Draft during his 27-year college coaching career.

Calipari guided Kentucky to its eighth national championship and his first national title in 2012. In becoming only the second coach in NCAA history to lead three different schools to the Final Four, he has racked up more than 700 on-court victories, 20 NCAA Tournament on-court appearances, six Final Fours and numerous national coach of the year honors.

From UMass to Memphis and now Kentucky, Calipari’s career has been successful throughout, but his most recent run in Lexington has been the best stretch of his career. During Calipari’s first 10 seasons at UK, he led all coaches in total wins (305), NCAA Tournament wins (31), Final Fours (four), Elite Eights (seven) and Sweet 16s (eight).

In 2015, Coach Cal led college basketball’s first ever 38-0 team, and became one of just three coaches to make four Final Fours in a five-year span. At the end of the season, Calipari became the 96th coach to join the Naismith Memorial Basketball Hall of Fame.

While building a program out of obscurity at Massachusetts, laying the foundation at Memphis and restoring luster at the sport’s greatest program at Kentucky, he totaled the second-most wins in NCAA history in the first 20 years of a college coaching career.

Quite honestly, though, Calipari’s on-court success overshadows a much more significant picture.

In his goal to lead a players-first program, he has helped more than 50 young men realize their dreams and reach the NBA level with 49 players earning NBA Draft selections, including a record five first-round draft picks in 2010. Two years later, six Wildcats heard their names called at the 2012 draft, the most in the two-round draft era. UK, with Calipari’s help, would tie those six picks again in 2015, including a record-tying four lottery selections. His four No. 1 overall picks are more than any other coach, and he’s had 38 players drafted during his first 10 years at Kentucky, including 29 first-round picks.

Calipari’s players have entered the league NBA-ready. His players have garnered 22 All-Star selections, with Anthony Davis winning the game’s MVP honor in 2017. Derrick Rose was named NBA MVP in 2011. Five of his players have been tabbed All-NBA, three have been named NBA Rookie of the Year, and 12 players from Calipari’s first nine teams at Kentucky have made the NBA All-Rookie teams.

Much like he did at UMass, where his players graduated at nearly 80 percent, Calipari has stressed academics. Fifteen of his last 18 seniors at Memphis earned their bachelor’s degrees, and all 18 players at UK who were eligible to graduate by the end of their senior years walked away with a diploma in hand, including four players who earned their degree in just three years. Calipari’s teams routinely have posted a combined team grade-point average of 3.0 or better.

Calipari has raised millions of dollars to help the lives of those in need in the Commonwealth and beyond. He has had a particular passion to assist those impacted by natural disasters. For instance, in 2010, he used a telethon to raise more than \$1 million for victims of the devastating earthquake in Haiti. He followed that up with telethons in 2012, raising \$1 million for victims of Superstorm Sandy, and in 2017, for victims of Hurricane Harvey.

Calipari launched his foundation in 2012, and since then the foundation has worked with several key partners and donated more than \$1.5 million, a figure that does not include matching funds that have been contributed from individuals and corporations. In 2013, Calipari initiated hosting an annual alumni weekend around his basketball fantasy experience with the intent to raise money for charity. After generating \$350,000 for selected organizations and charities during the inaugural game, the weekend has generated millions of dollars for charity since its inception.

In 2017, Coach Cal was named the head coach of the 2017 USA Basketball Men’s U19 World Cup Team, which finished third at the 2017 FIBA U19 World Cup in Cairo.

Author of five books, including the New York Times Best Seller “Players First: Coaching from the Inside Out,” Calipari is a master of communication and maximizing talent. He lives by the motto that “it’s never a matter of how far you have fallen, but instead it’s about how high you bounce back.”

## BIOGRAPHICAL INFORMATION

**Date of Birth:** Feb. 10, 1959 | **Wife:** Ellen  
**Children:** Erin, Megan, Brad

**Education**  
Clarion State (1982)

**Head Coaching Experience**  
University of Massachusetts (1989-96)  
New Jersey Nets (NBA) (1997-99)  
University of Memphis (2001-09)  
**University of Kentucky (2010-present)**

## COACHING AWARDS

- 2019 *The Sporting News* Coach of the Decade
- 2018 Naismith Hall of Fame 'Service Above Self' Honoree
- 2018 NABC Metropolitan Award
- 2015 Naismith Memorial Basketball Hall of Fame Inductee
- 2015 AP National Coach of the Year
- 2015 Naismith National Coach of the Year
- 2015 NABC National Coach of the Year
- 2015 The Sporting News National Coach of the Year
- 2015 Adolph Rupp National Coach of the Year
- 2015 SEC Coach of the Year (AP/Coaches)
- 2015 USBWA District IV Coach of the Year
- 2012 Nell & John Wooden Coach of the Year Leadership Award
- 2012 Naismith National Coach of the Year Finalist
- 2012 SEC Coach of the Year (AP/Coaches)
- 2010 Adolph Rupp National Coach of the Year
- 2010 Naismith National Coach of the Year Finalist
- 2010 SEC Coach of the Year (AP)
- 2010 *Sporting News* SEC Coach of the Year
- 2010 Yahoo! Sports SEC Coach of the Year
- 2010 USBWA District IV Coach of the Year
- 2009 NABC National Co-Coach of the Year
- 2009 *Sports Illustrated* National Coach of the Year
- 2009 Phelan National Coach of the Year
- 2009 Iba National Coach of the Year Finalist
- 2009 C-USA Coach of the Year
- 2008 Naismith National Coach of the Year
- 2008 C-USA Coach of the Year
- 2008 Iba National Coach of the Year Finalist
- 2008 Phelan National Coach of the Year Finalist
- 2007 Phelan National Coach of the Year Finalist
- 2007 USBWA District IV Coach of the Year
- 2007 *Basketball Times* South Region Coach of the Year
- 2006 C-USA Coach of the Year
- 2004 NABC District 7 Coach of the Year
- 1996 Naismith National Coach of the Year
- 1996 NABC National Coach of the Year
- 1996 *The Sporting News* National Coach of the Year
- 1996 Atlantic 10 Coach of the Year
- 1995 Naismith National Coach of the Year Finalist
- 1994 Naismith National Coach of the Year Finalist
- 1994 Atlantic 10 Coach of the Year
- 1993 USBWA District I Coach of the Year
- 1993 Atlantic 10 Coach of the Year
- 1992 Eastern Basketball Coach of the Year

TEAMS	WINS	NCAA TOURNAMENT WINS	NATIONAL TITLES	FINAL FOURS	ELITE EIGHTS	SWEET 16'S	LEAGUE TITLES (RS)	LEAGUE TOURNAMENT TITLES
BUTLER	231	16	0	2	2	3	2	2
DUKE	299	26	2	2	5	7	1	4
FLORIDA	246	18	0	1	5	5	3	1
GONZAGA	304	20	0	1	3	5	9	7
KANSAS	304	24	0	2	5	6	9	5
KENTUCKY	305	31	1	4	7	8	5	6
LOUISVILLE	258	16	1	2	3	4	2	3
MICHIGAN	247	19	0	2	3	5	2	2
MICHIGAN ST.	270	21	0	3	4	6	4	4
N. CAROLINA	277	24	1	2	4	6	5	1
OREGON	251	13	0	1	2	4	2	3
SYRACUSE	252	18	0	2	3	5	2	0
TEXAS TECH	173	8	0	1	2	2	1	0
UCONN	213	13	2	2	2	2	0	2
VILLANOVA	270	17	2	2	2	2	5	4
VIRGINIA	254	13	1	1	2	3	4	2
WISCONSIN	251	18	0	2	2	6	1	1



# COACH CALIPARI

## NCAA DIVISION I ACTIVE WINNINGEST COACHES

(On-court by percentage - min. 10 yrs. at Division I level)

NO.	COACH/TEAM	YRS.	PCT.
1.	Mark Few/Gonzaga	20	.823
2.	Roy Williams/UNC	31	.788
3.	<b>John Calipari/Kentucky</b>	<b>27</b>	<b>.780</b>
4.	Mike Krzyzewski/Duke	44	.767
5.	Bill Self/Kansas	26	.763

\*numbers at the conclusion of the 2018-19 season

## SINCE 2005-06 ...

Since the 2005-06 season, John Calipari's on-court record ranks him as the winningest coach. Totals through games on Jan. 29.

COACH	RECORD
1. <b>John Calipari</b>	<b>458-89</b>
2. Bill Self	443-93
3. Mark Few	430-86
4. Mike Krzyzewski	428-101
5. Roy Williams	411-128

## MISCELLANEOUS ON-COURT RECORDS

Overall On-Court Record: .....766-215 (.781)  
 March/April Record:.....163-47 (.776)  
 NCAA Record:.....56-19 (.747)  
 Record in Conference Games:.....350-105 (.769)  
 Record in Conference Tournament:.....57-12 (.826)

- Calipari owns the NCAA's most single-season wins with 38, tying his own record (Memphis in '08 and UK in '12) in 2015 with 38 wins. He owns the most single-season wins at UMass, Memphis and UK
- Calipari is the winningest coach in NCAA Division I history for a five-year span with 173 victories (2008-12)
- Calipari is the first coach in NCAA Division I history to record five straight on-court 30-win seasons. Memphis hit the 30-win plateau from 2006-09
- Calipari is one of only two coaches (Rick Pitino) to lead three different schools to a Final Four
- Calipari is one of only three coaches (John Wooden, Mike Krzyzewski) to go to four Final Fours in five seasons
- Calipari has advanced to the Sweet 16 in 12 of his last 14 seasons and the Elite Eight in 10 of the last 14 seasons
- Calipari started with a 54-0 record in Rupp Arena as head coach of the Wildcats
- Calipari has helped 38 players earn selection in the NBA Draft (29 first-round picks) over the last 19 seasons
- Calipari has more wins (327) in a 10-year period (2006-15) than any other coach in college basketball history
- Calipari is the fourth-fastest NCAA Division I men's basketball coach to reach 300 victories at a single school
- Calipari's 30 combined regular season and tournament league titles trail only Mark Few (33) of Gonzaga for the most among active coaches
- Calipari became the fourth-fastest coach to 700 on-court wins, behind only Adolph Rupp, Jerry Tarkanian and Roy Williams
- Calipari has the second-most wins in school history, behind only Adolph Rupp
- Calipari's 31 NCAA Tournament wins are the most in school history. Rupp had 30

## CAL IN CONFERENCE

SEC COACHES	CONFERENCE	Tournament	Conference
	CHAMPIONSHIPS	Championships	Coach of the Year
Nate Oats, Alabama	2	3	2
Eric Musselman, Arkansas	3	1	1
Bruce Pearl, Auburn	8	3	7
Michael White, Florida	3	0	3
Tom Crean, Georgia	3	0	3
<b>John Calipari, Kentucky</b>	<b>15</b>	<b>15</b>	<b>9</b>
Will Wade, LSU	1	0	1
Cuonzo Martin, Missouri	1	0	1
Kermit Davis, Ole Miss	7	4	4
Ben Howland, Mississippi State	7	4	3
Frank Martin, South Carolina	0	0	1
Rick Barnes, Tennessee	4	1	6
Buzz Williams, Texas A&M	1	0	0
Jerry Stackhouse, Vanderbilt	0	0	0
<b>TOTALS</b>	<b>55</b>	<b>31</b>	<b>41</b>

## CALIPARI VS. ALL OPPONENTS

Abilene Christian .....1-0	Furman .....1-0	Mount St. Mary's.....1-0	St. Joseph's .....15-5
Alabama .....17-4	George Mason .....1-0	Murray State.....1-0	St. Mary's .....1-0
Albany.....1-0	George Washington.....8-9	Nevada .....1-0	St. Peter's .....1-0
Arizona .....1-1	Georgetown.....2-1	New Hampshire.....5-0	Stanford .....3-2
Arizona State .....2-1	Georgia .....19-2	New Mexico.....1-0	Stephen F. Austin .....1-0
Arkansas .....13-6	Georgia Tech.....2-1	New Orleans.....1-0	Stony Brook .....1-0
Arkansas-Little Rock .....3-0	Gonzaga .....4-0	NJIT .....1-0	Syracuse.....3-2
Arkansas-Pine Bluff.....1-0	Grand Canyon .....1-0	North Carolina .....7-3	TCU .....7-1
Arkansas State .....4-0	Hampton .....1-0	North Carolina State.....1-0	Temple .....13-11
Auburn.....11-3	Hartford.....2-0	North Dakota .....1-0	Tennessee .....16-11
Austin Peay .....6-1	Harvard .....2-0	North Texas .....1-0	Tennessee State.....1-0
Baylor .....1-2	Hofstra .....1-0	Northeastern .....3-1	Tennessee Tech.....1-0
Belmont .....2-0	Holy Cross.....4-1	Northern Kentucky .....2-0	Texas .....2-2
Boise State .....1-0	Houston .....17-3	Northwestern State .....1-0	Texas A&M.....9-3
Boston .....7-1	Howard .....1-0	Notre Dame .....2-1	Texas Tech .....1-0
Boston College.....2-0	Illinois .....1-1	Oakland .....1-0	Towson State .....1-0
Bradley .....1-0	Illinois State .....1-0	Ohio State.....1-3	Troy .....1-0
Bucknell .....1-0	Indiana .....3-2	Oklahoma .....5-1	Tulane .....16-0
Buffalo .....3-0	Iowa .....0-1	Oklahoma State.....0-2	Tulsa .....11-1
BYU .....1-0	Iowa State.....2-0	Old Dominion .....2-0	UAB.....15-3
Cal State Northridge .....1-0	Jackson State.....2-0	Ole Miss.....15-4	UCF .....5-0
Canisius .....1-0	Kansas .....4-6	Oral Roberts .....1-0	UCLA .....4-4
Central Conn. St.....2-0	Kansas State .....2-1	Oregon State.....1-0	UIC .....1-0
Charlotte.....2-3	Keene State .....1-0	Pennsylvania.....3-0	UNC Asheville .....2-0
Chattanooga .....2-0	Kentucky .....2-4	Penn State .....4-4	UNC Greensboro .....2-0
Christian Brothers.....2-0	La Salle.....3-0	Pepperdine .....1-0	UNC Wilmington .....1-0
Cincinnati.....6-7	Lafayette (Pa.).....1-0	Pittsburgh .....2-1	USF .....10-1
Cleveland State.....4-0	Lamar .....5-0	Portland.....3-0	Utah .....2-2
Coastal Carolina .....1-0	LIU-Brooklyn .....1-0	Princeton .....2-0	Utah Valley .....2-0
Colorado .....1-1	Lipscomb .....1-0	Providence.....3-1	UTEP .....5-0
Colorado State.....0-1	Long Beach State .....1-0	Purdue .....2-1	UT Arlington .....3-0
Columbia .....1-0	Louisiana Tech .....1-1	Radford .....1-0	UT Martin .....5-0
Connecticut .....2-5	Louisville .....17-7	Rhode Island.....16-2	Valparaiso .....1-0
Coppin State .....1-0	Loyola .....1-0	Rice .....4-0	Vanderbilt .....18-4
Cornell .....1-0	Lowell .....2-1	Richmond .....1-0	Vermont.....3-0
Dartmouth.....1-0	LSU .....11-3	Rider .....1-0	Villanova .....2-0
Davidson .....1-0	Manhattan .....2-0	Robert Morris .....1-1	Virginia .....0-1
Dayton .....1-0	Marist .....2-0	Rutgers .....11-4	Virginia Tech .....3-0
DePaul .....4-2	Marquette .....3-1	Saint Louis .....4-3	VMI .....1-0
Detroit .....1-0	Marshall .....6-0	Sam Houston State .....1-0	Wake Forest .....2-1
Drexel .....2-0	Maryland .....5-3	Samford .....3-0	Washington .....1-0
Duke .....1-3	Massachusetts.....1-0	Santa Clara.....1-0	West Virginia .....13-7
Duquesne .....12-4	Memphis .....1-0	Savannah State .....1-0	Western Kentucky .....2-0
East Carolina .....7-0	Miami (Fla.) .....0-1	Seton Hall .....1-1	Wichita State .....2-0
East Tennessee State .....4-0	Miami (Ohio) .....2-0	Siena .....4-0	Winthrop .....3-0
Eastern Kentucky .....4-0	Michigan .....1-0	SMU .....7-0	Wisconsin .....1-1
Eastern Michigan .....2-0	Michigan State.....3-1	South Carolina .....14-4	Wofford .....2-0
Evansville .....0-1	Middle Tennessee.....3-0	Southern Cal .....2-0	Wright State.....1-0
Fairfield .....1-0	Milwaukee .....1-0	South Connecticut .....1-0	Xavier .....2-2
Fairleigh Dickinson .....1-0	Mississippi State .....14-0	Southeastern Louisiana .....3-0	Yale .....1-0
Florida .....17-8	Mississippi Valley St.....1-0	Southern Illinois .....1-0	
Florida State .....1-1	Missouri .....10-3	Southern Miss .....15-4	
Florida Tech .....0-1	Monmouth .....2-0	Southwest Texas St .....1-0	
Fordham .....5-0	Montana State.....1-0	St. Bonaventure .....17-1	
Fort Wayne .....1-0	Morehead State.....2-0	St. John's.....1-0	





# INDIVIDUAL GAME RECORDS CAL ERA

## MOST POINTS

Pts.	Player vs. Opponent	Date
47	Malik Monk vs. North Carolina	12/17/16
39	De'Aaron Fox vs. UCLA	3/24/17
37	Malik Monk vs. GEORGIA	1/31/17
35	Jamal Murray vs. FLORIDA	2/6/16
35	Terrence Jones vs. AUBURN	1/11/11
34	Kevin Knox at West Virginia	1/27/17
34	Malik Monk at Ole Miss	12/29/16
33	Malik Monk vs. FLORIDA	2/25/17
33	Jamal Murray at Vanderbilt	2/27/16
33	Jamal Murray vs. Ohio State	12/19/15
32	Doron Lamb vs. WINTHROP	12/22/10
30	Shai Gilgeous-Alexander vs. VANDERBILT	1/30/18
30	Tyler Ulis vs. Texas A&M	3/13/16
30	Brandon Knight vs. West Virginia	3/19/11
29	Tyler Herro vs. ARKANSAS	2/16/19
29	PJ Washington vs. Seton Hall	12/8/18
29	Shai Gilgeous-Alexander vs. Tennessee	3/11/18
29	Julius Randle vs. BELMONT	12/21/13
29	Terrence Jones vs. Oklahoma	11/22/10
29	Eric Bledsoe vs. East Tennessee State	3/18/10

SEC: 37, Malik Monk vs. GEORGIA, 1/31/17

Postseason: 39, De'Aaron Fox vs. UCLA, 3/24/17

SEC Tourney: 30, Tyler Ulis vs. Texas A&M, 3/13/16

NCAA Tourney: 39, De'Aaron Fox vs. UCLA, 3/24/17

Rupp Arena: 37, Malik Monk vs. GEORGIA, 1/31/17

On the Road: 34, Kevin Knox at West Virginia, 1/27/17

Neutral: 47, Malik Monk vs. North Carolina, 12/17/16

SEC Road: 34, Malik Monk at Ole Miss, 12/29/16

Ranked Opp.: 47, Malik Monk vs. North Carolina, 12/17/16

Freshman: 47, Malik Monk vs. North Carolina, 12/17/16

Sophomore: 30, Tyler Ulis vs. Texas A&M, 3/13/16

Junior: 25, Nick Richards at Texas Tech, 1/25/20

Senior: 25, Alex Poythress at Alabama, 1/19/16

Opener: 26, Tyrese Maxey vs. Michigan State, 11/5/19

SEC Opener: 34, Malik Monk at Ole Miss, 12/29/16

*\*\*In some cases, the most recent occurrence is listed*

## MOST POINTS IN AN SEC GAME

Pts.	Player vs. Opponent	Date
37	Malik Monk vs. GEORGIA	1/31/17
35	Jamal Murray vs. FLORIDA	2/6/16
35	Terrence Jones vs. AUBURN	1/11/11
34	Malik Monk at Ole Miss	12/29/16
33	Malik Monk vs. FLORIDA	2/25/17
33	Jamal Murray at Vanderbilt	2/27/16
30	Shai Gilgeous-Alexander vs. VANDERBILT	1/30/18
29	Tyler Herro vs. ARKANSAS	2/16/19
28	Jamal Murray vs. TENNESSEE	2/18/16
28	Anthony Davis vs. VANDERBILT	2/25/12
27	Malik Monk vs. VANDERBILT	2/28/17
27	Malik Monk vs. SOUTH CAROLINA	1/21/17
27	De'Aaron Fox vs. ARKANSAS	1/7/17
27	Tyler Ulis at South Carolina	2/13/16
27	Terrence Jones at LSU	1/28/12
27	Anthony Davis vs. ARKANSAS	1/17/12
27	DeMarcus Cousins at South Carolina	1/26/10

## MOST POINTS IN A HALF

Pts.	Player vs. Opponent	Date
30	Malik Monk <sup>2</sup> vs. FLORIDA	2/25/17
27	Malik Monk <sup>2</sup> vs. North Carolina	12/17/16
27	Jamal Murray <sup>2</sup> vs. Ohio State	12/19/15
24	De'Aaron Fox <sup>2</sup> vs. UCLA	3/24/17
24	Malik Monk <sup>2</sup> at Ole Miss	12/29/16
23	Malik Monk <sup>2</sup> vs. GEORGIA	1/31/17
23	Julius Randle <sup>2</sup> vs. Michigan State	11/12/13
22	Terrence Jones <sup>2</sup> vs. AUBURN	1/11/11
22	Eric Bledsoe <sup>2</sup> vs. MOREHEAD STATE	11/13/09

1 / First Half; 2 / Second Half

## MOST POINTS OFF THE BENCH

Pts.	Player vs. Opponent	Date
35	Terrence Jones vs. AUBURN	1/11/11
32	Doron Lamb vs. WINTHROP	12/22/10
28	PJ Washington vs. Auburn	3/31/19
27	Malik Monk vs. VANDERBILT	2/28/17
26	Tyrese Maxey vs. Michigan State	11/5/19
26	Kyle Wiltjer at Ole Miss	1/29/13
24	Shai Gilgeous-Alexander vs. LOUISVILLE	12/29/17
24	Kyle Wiltjer vs. LOYOLA	12/22/11
24	Doron Lamb at North Carolina	12/4/10
23	Immanuel Quickley vs. MISSOURI	1/4/20
23	Wenyen Gabriel vs. Alabama	3/10/18
23	Kyle Wiltjer vs. LIPSCOMB	12/15/12

## MOST 3-POINTERS MADE

3's	Player vs. Opponent	Date
8	Malik Monk vs. North Carolina	12/17/16
8	Jamal Murray vs. FLORIDA	2/6/16
8	Eric Bledsoe vs. ETSU	3/18/10

## MOST FREE THROWS

Fts	Player vs. Opponent	Date
14	Tyler Ulis at Arkansas	1/21/16
13	Keldon Johnson vs. TENNESSEE STATE	11/23/18
13	De'Aaron Fox vs. UCLA	3/24/17
13	Julius Randle at Ole Miss	2/18/14
13	Julius Randle vs. BELMONT	12/21/13
12	Ashton Hagans vs. UTAH VALLEY	11/18/19
12	PJ Washington vs. Seton Hall	12/8/18
12	Shai Gilgeous-Alexander vs. GEORGIA	12/31/17

12	Tyler Ulis at Tennessee	2/2/16
12	Dakari Johnson vs. UT ARLINGTON	11/25/14
12	Archie Goodwin at Ole Miss	1/29/13
12	Archie Goodwin vs. MOREHEAD STATE	11/21/12
12	Anthony Davis vs. LOUISVILLE	12/31/11

## MOST REBOUNDS

Rebs	Player vs. Opponent	Date
19	Nick Richards vs. SOUTHERN ILLINOIS	11/9/18
19	Michael Kidd-Gilchrist vs. LOUISVILLE	12/31/11
18	PJ Washington vs. VMI	11/18/18
18	Bam Adebayo vs. Northern Kentucky	3/17/17
18	Anthony Davis vs. CHATTANOOGA	12/17/11
18	DeMarcus Cousins vs. LOUISVILLE	1/2/10
18	Patrick Patterson vs. RIDER	11/21/09
18	DeMarcus Cousins vs. SAM HOUSTON STATE	11/19/09
17	Keldon Johnson vs. AUBURN	2/23/19
17	Terrence Jones vs. Notre Dame	12/8/10
17	Terrence Jones at Washington	11/23/10
16	Wenyen Gabriel vs. AUBURN	1/14/17
16	Julius Randle vs. LSU	3/14/14
16	Julius Randle vs. UNC ASHEVILLE	11/8/13
16	Nerlens Noel vs. BAYLOR	12/1/12
16	Anthony Davis vs. Kansas	4/2/12
16	Anthony Davis vs. LITTLE ROCK	1/3/12

SEC: 17, Keldon Johnson vs. AUBURN, 2/23/19

Postseason: 18, Bam Adebayo vs. NKU, 3/17/17

SEC Tourney: 16, Julius Randle vs. LSU, 3/14/14

NCAA Tourney: 18, Bam Adebayo vs. NKU, 3/17/17

Rupp Arena: 19, Nick Richards vs. SOUTHERN ILLINOIS, 11/9/18

On the Road: 17, Terrence Jones at Washington, 11/23/10

SEC Road: 15, Bam Adebayo at Missouri, 2/21/17

Ranked Opp.: 19, Michael Kidd-Gilchrist vs. LOUISVILLE, 12/31/11

Freshman: 19, Michael Kidd-Gilchrist vs. LOUISVILLE, 12/31/11

Sophomore: 19, Nick Richards vs. SOUTHERN ILLINOIS, 11/9/18

Junior: 18, Patrick Patterson vs. RIDER, 11/21/09

Senior: 14, Josh Harrellson at Arkansas, 2/23/11

Opener: 16, Julius Randle vs. UNC ASHEVILLE, 11/8/13

SEC Opener: 12, Nick Richards vs. MISSOURI, 1/4/20

*\*\*In some cases, the most recent occurrence is listed*

## MOST OFFENSIVE REBOUNDS

Rebs	Player vs. Opponent	Date
9	Nick Richards vs. SOUTHERN ILLINOIS	11/9/18
9	Willie Cauley-Stein vs. ARKANSAS	2/27/14
9	DeMarcus Cousins vs. OLE MISS	2/2/10
9	Patrick Patterson vs. RIDER	11/21/09
8	Bam Adebayo vs. UT MARTIN	11/25/16
8	Dakari Johnson vs. GRAND CANYON	11/14/14
8	DeMarcus Cousins vs. VANDERBILT	1/30/10
8	Patrick Patterson at Indiana	12/12/09
8	DeMarcus Cousins vs. SAM HOUSTON STATE	11/19/09

## MOST DEFENSIVE REBOUNDS

Rebs	Player vs. Opponent	Date
15	Terrence Jones vs. Notre Dame	12/8/10
14	Keldon Johnson vs. AUBURN	2/23/19
14	DeMarcus Cousins vs. LOUISVILLE	1/2/10
13	Anthony Davis vs. LSU	3/9/12
13	Michael Kidd-Gilchrist vs. LOUISVILLE	12/31/11
13	Anthony Davis vs. CHATTANOOGA	12/17/11
13	Terrence Jones vs. Washington	11/23/10
12	Jarred Vanderbilt vs. MISSOURI	2/24/18
12	Bam Adebayo vs. Northern Kentucky	3/17/17
12	Karl-Anthony Towns vs. GEORGIA	2/3/15
12	Julius Randle vs. Kansas State	3/21/14
12	Anthony Davis vs. Kansas	4/2/12
12	Anthony Davis vs. Louisville	3/31/12
12	Anthony Davis vs. LITTLE ROCK	1/3/12

## MOST ASSISTS

Assts.	Player vs. Opponent	Date
16	John Wall vs. HARTFORD	12/29/09
14	Tyler Ulis vs. LSU	3/5/16
14	John Wall vs. UNC Asheville	11/30/09
14	Ashton Hagans vs. UAB	11/29/19
12	Ashton Hagans vs. Tennessee	3/16/19
12	De'Aaron Fox vs. STEPHEN F. AUSTIN	11/11/16
12	Tyler Ulis at South Carolina	2/13/16
11	Ashton Hagans vs. FAIRLEIGH DICKINSON	12/7/19
11	Isaiah Briscoe at Ole Miss	12/29/16
11	De'Aaron Fox vs. CLEVELAND STATE	12/23/16
11	Tyler Ulis at Florida	3/1/16
11	Tyler Ulis at Texas A&M	2/20/16
11	Tyler Ulis vs. FLORIDA	2/6/16
11	John Wall vs. East Tennessee State	3/18/10
11	John Wall vs. RIDER	11/21/09

SEC: 14, Tyler Ulis vs. LSU, 3/5/16

Postseason: 12, Ashton Hagans vs. Tennessee, 3/16/19

SEC Tourney: 12, Ashton Hagans vs. Tennessee, 3/16/19

NCAA Tourney: 12, John Wall vs. ETSU, 3/18/10

Rupp Arena: 16, John Wall vs. HARTFORD, 12/29/09

On the Road: 12, Tyler Ulis, at South Carolina, 2/13/16

SEC Road: 12, Tyler Ulis, at South Carolina, 2/13/16

Ranked Opp.: 12, Ashton Hagans vs. Tennessee, 3/16/19

Freshman: 16, John Wall vs. HARTFORD, 12/29/09

Sophomore: 14, Tyler Ulis vs. LSU, 3/5/16

Junior: 9, DeAndre Liggins vs. WINTHROP, 12/22/10

Senior: 10, Julius Mays vs. LAFAYETTE, 11/16/12

Opener: 12, De'Aaron Fox vs. SFA, 11/11/16

SEC Opener: 11, Isaiah Briscoe at Ole Miss, 12/29/16

## MOST POINTS/REBOUNDS/ASSISTS

P/R/A	Player vs. Opponent	Date
49 (47/0/2)	Malik Monk vs. UNC	12/17/16
47 (27/17/3)	Terrence Jones vs. Notre Dame	12/8/10
46 (29/13/4)	PJ Washington vs. Seton Hall	12/8/18
46 (39/3/4)	De'Aaron Fox vs. UCLA	3/24/17
45 (29/13/3)	Terrence Jones vs. Oklahoma	11/22/10
45 (27/18/0)	DeMarcus Cousins vs. SAM HOUSTON STATE	11/19/09
44 (24/19/1)	Michael Kidd-Gilchrist vs. LOUISVILLE	12/31/11
43 (33/9/2)	Jamal Murray at Vanderbilt	2/27/16
43 (35/8/0)	Terrence Jones vs. AUBURN	1/11/11
42 (33/4/5)	Malik Monk vs. FLORIDA	2/25/17
42 (23/11/8)	Isaiah Briscoe vs. GEORGIA	1/31/17
42 (35/6/1)	Jamal Murray vs. FLORIDA	2/6/16

## MOST MINUTES WITHOUT A TURNOVER

Mins.	Player vs. Opponent	Date
44	Reid Travis vs. Auburn	3/3/19
44	Darius Miller at Arkansas	2/23/11
41	Aaron Harrison vs. LSU	2/22/14
40	Tyler Ulis vs. Duke	11/17/15
40	Aaron Harrison vs. OLE MISS	1/6/15
40	Alex Poythress vs. MISSOURI	2/23/13
39	Nick Richards at Texas Tech	1/25/20
39	Nerlens Noel vs. TEXAS A&M	1/12/13
39	Ryan Harrow at Louisville	12/29/12
39	Anthony Davis vs. ALABAMA	1/21/12
39	Michael Kidd-Gilchrist vs. LOUISVILLE	12/31/11

## MOST BLOCKED SHOTS

Blks.	Player vs. Opponent	Date
12	Nerlens Noel at Ole Miss	1/29/13
9	Willie Cauley-Stein vs. BOISE STATE	12/10/13
9	Willie Cauley-Stein vs. Providence	12/1/13
8	Nerlens Noel at Alabama	1/22/13
8	Anthony Davis at South Carolina	2/4/12
8	Anthony Davis vs. ST. JOHN'S	12/1/11
7	Nick Richards vs. LAMAR	11/24/19
7	Karl-Anthony Towns vs. VANDERBILT	1/20/15
7	Willie Cauley-Stein vs. EAST MICHIGAN	11/27/13
7	Willie Cauley-Stein vs. MISSOURI	2/23/13
7	Nerlens Noel at Auburn	1/19/13
7	Nerlens Noel vs. TEXAS A&M	1/12/13
7	Nerlens Noel vs. LIPSCOMB	12/15/12
7	Nerlens Noel vs. PORTLAND	12/8/12
7	Anthony Davis vs. Western Kentucky	3/5/12
7	Anthony Davis at Vanderbilt	2/11/12
7	Anthony Davis vs. TENNESSEE	1/31/12
7	Anthony Davis vs. ARKANSAS	1/17/12
7	Anthony Davis vs. SOUTH CAROLINA	1/7/12
7	Anthony Davis vs. Kansas	11/15/11

SEC: 12, Nerlens Noel at Ole Miss, 1/29/13

Postseason: 7, A. Davis vs. Western Kentucky, 3/15/12

SEC Tourney: 6, Anthony Davis vs. LSU, 3/11/12

NCAA Tourney: 7, A. Davis vs. Western Kentucky, 3/15/12

Rupp Arena: 9, Willie Cauley-Stein vs. BOISE STATE, 12/10/13

On the Road: 12, Nerlens Noel at Ole Miss, 1/29/13

SEC Road: 12, Nerlens Noel at Ole Miss, 1/29/13

# TEAM GAME RECORDS CAL ERA

## MOST FIELD GOALS

FGs.	Opponent	Date
46	MARIST	11/11/11
44	vs. Arizona State	11/28/16
44	AUBURN	2/21/15
42	UIC	11/26/17
42	LIU BROOKLYN	11/23/12
41	UT MARTIN	11/25/16
41	HARTFORD	12/29/09
40	vs. North Carolina	12/17/16
40	LAFAYETTE	11/16/12
38	CLEVELAND STATE	11/23/16
38	LSU	3/5/16
38	vs. Wake Forest	3/20/10

## FEWEST FIELD GOALS

FGs.	Opponent	Date
14	at Tennessee	3/2/19
14	at South Carolina	3/1/14
16	vs. Kansas State	3/22/18
16	ALABAMA	3/4/14
17	GEORGIA	12/31/17
17	LOUISVILLE	12/31/11
17	at Auburn	2/12/14
18	vs. LSU	3/9/12
18	vs. Vanderbilt	3/15/13
18	vs. Florida	3/16/14
18	vs. UConn	4/7/14
18	at Texas A&M	1/10/15
18	at South Carolina	1/24/15

## MOST FIELD-GOAL ATTEMPTS

FGs.	Opponent	Date
84	vs. Arizona State	11/28/16
80	UCLA	12/3/16
77	ARKANSAS	1/23/10
76	ARKANSAS	2/27/14
75	MARIST	11/11/11
74	at Ole Miss	12/29/16
74	vs. North Carolina	12/17/16
74	UT MARTIN	11/25/16

## FEWEST FIELD-GOAL ATTEMPTS

FGs.	Opponent	Date
39	at South Carolina	1/24/15
40	at Robert Morris	3/19/13
41	ALABAMA	1/31/15
41	TENNESSEE	1/31/12
42	ARKANSAS	2/26/19
42	at Missouri	2/19/19
42	vs. Kansas State	3/22/18
42	vs. Alabama	3/10/18
42	FLORIDA	2/15/14
42	vs. Providence	12/13/13
42	vs. LSU	3/9/12
42	vs. Cleveland State	11/24/09

## MOST FREE THROWS

FTs.	Opponent	Date
35	vs. Indiana	3/23/12
33	at South Carolina	3/1/14
32	LOUISVILLE	12/31/11
31	UTAH VALLEY	11/18/19
31	MOREHEAD STATE	11/21/12
31	INDIANA	12/11/10
30	vs. Auburn	3/14/15
30	UNC ASHEVILLE	11/8/13
30	vs. Baylor	3/25/12
29	VMI	11/18/18
29	ILLINOIS STATE	11/30/15
29	at North Carolina	12/14/13

## FEWEST FREE THROWS

FTs.	Opponent	Date
3	ETSU	11/17/17
4	vs. UConn	4/2/11
4	VANDERBILT	1/23/16
5	vs. Georgia	3/9/18

6	vs. Michigan	3/30/14
6	at Florida	2/12/13
6	at Alabama	1/22/13
6	vs. Princeton	3/17/11

## MOST FREE-THROW ATTEMPTS

FTs.	Opponent	Date
48	UNC ASHEVILLE	11/8/13
46	ILLINOIS STATE	11/30/15
44	vs. Baylor	3/25/12
44	INDIANA	12/11/10
43	at North Carolina	12/14/13
43	LOUISVILLE	12/31/11
42	at South Carolina	3/1/14
41	vs. TENNESSEE STATE	11/23/18
41	vs. LSU	3/14/14
41	MOREHEAD STATE	11/21/12

## FEWEST FREE-THROW ATTEMPTS

FTs.	Opponent	Date
6	VANDERBILT	1/23/16
10	vs. Georgia	3/9/18
10	vs. Wisconsin	4/4/15
11	at Georgia	1/15/19
11	at Louisville	12/29/18
11	at LSU	2/10/15
11	vs. Michigan	3/30/14
11	MISSISSIPPI STATE	2/27/13
11	at Florida	2/12/13
11	at Alabama	1/22/13
11	at Florida	3/4/12
11	GEORGIA	3/1/12
11	FLORIDA	2/7/12
11	vs. Princeton	3/17/11

## MOST 3-POINTERS

3s.	Opponent	Date
15	GEORGIA	3/1/12
15	vs. ETSU	3/18/10
14	HARTFORD	12/29/09
13	TEXAS A&M	1/3/17
13	vs. Alabama	3/11/16
13	ETSU	11/12/10
12	UTAH	12/15/18
12	FLORIDA	2/6/16
12	vs. UCLA	12/20/14
12	CHATTANOOGA	12/17/11
12	vs. North Carolina	3/27/11
12	WINTHROP	12/22/10
12	VANDERBILT	1/30/10

## FEWEST 3-POINTERS

3s.	Opponent	Date
0	vs. Davidson	3/15/18
1	GEORGIA	1/21/20
1	UTAH VALLEY	11/18/19
1	at South Carolina	1/16/18
1	at Vanderbilt	1/10/17
1	Texas	12/5/14
1	LSU	2/22/14
1	vs. LSU	3/9/12
1	Tennessee	1/31/12
1	vs. Alabama	3/12/10

## MOST 3-POINT ATTEMPTS

3s.	Opponent	Date
33	CHATTANOOGA	12/17/11
33	vs. ETSU	3/18/10
33	ARKANSAS	1/23/10
32	vs. West Virginia	3/27/10
28	vs. Arizona State	11/28/16
28	at Texas A&M	1/10/15
28	ALABAMA	3/4/14
28	vs. Vanderbilt	3/11/12
28	HARTFORD	12/29/09
27	GEORGIA	3/1/12
27	vs. UConn	4/2/11

## FEWEST 3-POINT ATTEMPTS

3s.	Opponent	Date
5	vs. Wisconsin	4/4/15
5	vs. Wisconsin	4/5/14
5	at Tennessee	1/14/12
6	vs. Davidson	3/15/18
6	FLORIDA	3/7/15
6	Vanderbilt	1/20/15
7	FLORIDA	3/10/19
7	at Missouri	1/29/15
7	PROVIDENCE	11/30/14
7	vs. Louisville	3/31/12
7	at Indiana	12/10/11

## MOST REBOUNDS

Rebs.	Opponent	Date
59	vs. Arizona State	11/28/16
59	ARKANSAS	1/23/10
57	LOUISVILLE	12/31/11
56	ROBERT MORRIS	11/17/13
54	EASTERN KENTUCKY	11/8/19
54	NJIT	11/14/15

## FEWEST REBOUNDS

Rebs.	Opponent	Date
21	ALABAMA	1/31/15
21	at Tennessee	2/16/13
22	vs. Wisconsin	4/4/15
23	UTAH	12/15/18
24	GEORGIA	2/3/15
24	NORTH CAROLINA	12/13/14
24	TENNESSEE	1/18/14
25	vs. Ohio State	12/21/19
25	vs. Baylor	12/6/13
25	at Robert Morris	3/19/13

## MOST OFFENSIVE REBOUNDS

Rebs.	Opponent	Date
26	ARKANSAS	2/27/14
24	GRAND CANYON	11/14/14
24	vs. West Virginia	3/27/10
22	NJIT	11/14/15
22	at Auburn	2/2/14
22	ARKANSAS	1/23/10
21	SOUTH CAROLINA	2/5/19
21	at West Virginia	1/27/18
21	VALPARAISO	12/7/16
21	COLUMBIA	12/10/14
21	at South Carolina	3/1/14
21	BAYLOR	12/1/12
21	at Indiana	12/12/09

## FEWEST OFFENSIVE REBOUNDS

Rebs.	Opponent	Date
1	vs. Alabama	3/10/18
3	at South Carolina	1/24/14
4	at Ole Miss	3/5/19
5	vs. Michigan State	11/5/19
5	GEORGIA	2/3/15
5	ALABAMA	1/31/15
5	MISSISSIPPI STATE	2/15/11
5	GEORGIA	1/29/11

## MOST DEFENSIVE REBOUNDS

Rebs.	Opponent	Date
42	EASTERN KENTUCKY	11/8/19
39	vs. Arizona State	11/28/16
39	ROBERT MORRIS	11/17/13
39	EASTERN MICHIGAN	1/2/13
38	TROY	11/20/17
38	vs. Hampton	3/19/15
38	EASTERN KENTUCKY	12/7/14
38	vs. Cleveland State	11/24/09
37	at Texas A&M	1/10/15
37	LOUISVILLE	12/31/11
37	ARKANSAS	1/23/10

## FEWEST DEFENSIVE REBOUNDS

Rebs.	Opponent	Date
9	at Tennessee	2/16/13
13	NORTH CAROLINA	12/13/14
15	vs. Baylor	12/6/13
15	at Alabama	1/18/11
16	vs. Ohio State	12/21/19
16	UTAH	12/15/18
16	vs. Wisconsin	4/4/15
16	ALABAMA	1/31/15
16	TEXAS A&M	1/12/13
16	at Auburn	1/11/12
16	vs. UConn	11/24/10

## MOST ASSISTS

Assts.	Opponent	Date
33	vs. Arizona State	11/28/16
30	HARTFORD	12/29/09
28	LIU BROOKLYN	11/23/12
28	vs. UNC Asheville	11/30/09
25	CLEVELAND STATE	11/23/16
25	AUBURN	2/21/15
25	vs. UCLA	12/20/14
24	vs. North Carolina	12/22/18
24	at Ole Miss	12/29/16
24	UT MARTIN	11/25/16
24	BOSTON	11/21/14
24	MARIST	11/11/11
24	vs. ETSU	3/18/10

## FEWEST ASSISTS

Assts.	Opponent	Date
5	LSU	2/22/14
6	EVANSVILLE	11/12/19
6	vs. Kansas State	3/22/18
6	at Florida	3/3/18
6	VANDERBILT	3/1/11

## MOST TURNOVERS

TOs.	Opponent	Date
24	MOREHEAD STATE	11/13/09
23	SAM HOUSTON STATE	11/19/09
22	ETSU	11/17/17
21	LOUISVILLE	12/31/11
21	vs. Old Dominion	11/20/11
21	NORTH CAROLINA	12/5/09
20	at Texas Tech	1/25/20
20	EASTERN MICHIGAN	11/27/13
20	ALBANY	11/13/15
20	vs. Cleveland State	11/24/09

## FEWEST TURNOVERS

TOs.	Opponent	Date
3	at Georgia	3/3/15
3	at South Carolina	2/4/12
4	ALABAMA	2/23/16
4	COLUMBIA	12/10/14
4	vs. Wisconsin	4/5/14
4	PORTLAND	11/26/11
5	vs. Georgia	3/9/18
5	vs. Georgia	3/12/16
5	at Vanderbilt	2/27/16
5	ALABAMA	1/31/15

## MOST BLOCKS

Blks.	Opponent	Date
18	ST. JOHN'S	12/1/11
15	vs. Stony Brook	3/17/16
14	at Georgia	3/3/10
13	vs. LAMAR	11/24/19
13	vs. UCLA	12/20/14
13	at Ole Miss	1/29/13
13	ARKANSAS	1/17/12
13	vs. Kansas	11/15/11
13	MARIST	11/11/11



# TEAM GAME RECORDS CAL ERA

## FEWEST BLOCKS

Blks.	Opponent	Date
1	vs. Wofford	3/23/19
1	vs. Abilene Christian	3/21/19
1	LSU	2/12/19
1	SOUTH CAROLINA	2/5/19
1	at Alabama	1/5/19
1	vs. Georgia	3/9/18
1	at Vanderbilt	1/10/17
1	vs. Alabama	3/11/16
1	at LSU	1/5/16
1	WRIGHT STATE	11/20/15
1	ALABAMA	1/31/15
1	at Missouri	1/29/15
1	vs. Wisconsin	4/5/14
1	at Florida	3/8/14

## MOST STEALS

Stls.	Opponent	Date
15	LAFAYETTE	11/16/12
13	OLE MISS	1/2/16
13	vs. UConn	12/9/09
12	vs. North Carolina	12/22/18
12	NORTH DAKOTA	11/14/18
12	STEPHEN F. AUSTIN	11/11/16
12	BOSTON	11/24/15
12	NORTH CAROLINA	12/13/14
12	PROVIDENCE	11/30/14
12	LIPSCOMB	12/15/12
12	PORTLAND	11/26/11
12	vs. Cornell	3/25/10
12	GEORGIA	1/9/10
12	vs. UNC Asheville	11/30/09

## FEWEST STEALS

Stls.	Opponent	Date
0	vs. Baylor	12/6/13
1	vs. Duke	11/7/18
1	at West Virginia	1/27/18
1	vs. Michigan State	11/12/13
1	at Robert Morris	3/19/13
1	vs. West Virginia	3/19/11
1	FLORIDA	2/26/11

## MOST PERSONAL FOULS

Fls.	Opponent	Date
33	at Kansas	1/30/16
32	at South Carolina	1/16/18
31	at Arkansas	1/14/14
31	at North Carolina	12/14/13
29	at Missouri	2/3/18
29	at South Carolina	3/1/14
28	VANDERBILT	1/30/10

## FEWEST PERSONAL FOULS

Fls.	Opponent	Date
7	HARTFORD	12/29/09
8	MONTANA STATE	11/23/14
8	LAFAYETTE	11/16/12
8	vs. Florida	3/10/12
8	vs. Princeton	3/17/11
8	WINTHROP	12/22/10
8	DREXEL	12/21/09
8	vs. UNC Asheville	11/30/09

## HIGHEST FIELD-GOAL %

Pct.	Opponent	Date
.677	LIU BROOKLYN	11/23/12
.667	UIC	11/26/17
.647	AUBURN	2/21/15
.645	LAFAYETTE	11/16/12
.643	vs. Alabama	3/10/18
.643	vs. Providence	12/1/13
.614	SOUTH CAROLINA	2/5/13
.613	MARIST	11/11/11
.603	vs. Wake Forest	3/20/10

.603 HARTFORD 12/29/09

## LOWEST FIELD-GOAL %

Pct.	Opponent	Date
.269	at South Carolina	3/1/14
.281	at Texas A&M	1/10/15
.296	BAYLOR	12/1/12
.298	LOUISVILLE	12/31/11
.309	at Auburn	2/12/14
.313	at Missouri	2/3/18
.318	at Tennessee	3/2/19
.315	GEORGIA	12/31/17
.327	ALABAMA	3/4/14
.339	vs. UConn	4/2/11

## HIGHEST FREE-THROW %

Pct.	Opponent	Date
1.000	FLORIDA	2/7/12
1.000	AUSTIN PEAY	12/19/09
.958	TENNESSEE	1/18/14
.955	at Florida	2/7/15
.946	vs. Indiana	3/23/12
.923	at Mississippi State	2/25/15
.913	TEXAS A&M	1/8/19
.912	UTAH VALLEY	11/18/19
.900	MISSOURI	1/4/20
.900	vs. Wisconsin	4/4/15
.900	at Ole Miss	2/18/14

## LOWEST FREE-THROW %

Pct.	Opponent	Date
.200	ETSU	11/17/17
.333	vs. UConn	4/2/11
.391	ETSU	11/12/10
.412	vs. Wake Forest	3/20/10
.435	at Vanderbilt	2/27/16
.471	at Texas A&M	2/10/18
.471	PROVIDENCE	11/30/14
.478	at Louisville	12/29/12

## HIGHEST 3-POINT %

Pct.	Opponent	Date
.700	at Florida	3/1/16
.692	DREXEL	12/21/09
.667	vs. Alabama	3/10/18
.667	AUSTIN PEAY	12/19/09
.636	vs. Michigan	3/30/14
.625	MISSOURI	2/24/18
.625	BOSTON	11/30/10
.600	ALABAMA	1/11/20
.600	FLORIDA	2/6/16
.600	FLORIDA	2/7/12

## LOWEST 3-POINT %

Pct.	Opponent	Date
.000	vs. Davidson	3/15/18
.077	vs. Alabama	3/12/10
.083	UTAH VALLEY	11/18/19
.083	TEXAS	12/5/14
.091	at South Carolina	1/16/18
.091	at Tennessee	2/27/10
.100	at Missouri	2/3/18
.100	TENNESSEE	1/31/12
.111	GEORGIA	1/21/20
.111	at Vanderbilt	1/10/17

## HIGHEST REBOUND MARGIN

Margin	Opponent	Date
+31	NIJT	11/14/15
+30	NORTH DAKOTA	11/14/18
+30	GRAND CANYON	11/14/14
+29	EASTERN KENTUCKY	11/8/19

+29	SOUTHERN ILLINOIS	11/9/18
+28	NKU	11/10/13
+27	vs. Abilene Christian	3/21/19
+27	vs. Little Rock	1/3/12
+26	vs. Arizona State	11/28/16
+26	LOUISVILLE	12/31/11

## LOWEST REBOUND MARGIN

Margin	Opponent	Date
-25	at Florida	2/4/17
-18	at Tennessee	2/16/13
-16	vs. Baylor	12/6/13
-16	vs. Maryland	11/9/12
-15	TENNESSEE	1/18/14
-14	at LSU	1/5/16
-12	vs. Wisconsin	4/4/15
-12	GEORGIA	2/3/15
-12	at South Carolina	1/24/14
-12	vs. Alabama	3/12/10
-11	at Kansas	1/30/16
-11	TEXAS	12/5/14

## VICTORY MARGINS

Margin (Score)	Opponent	Date
+58 (86-28)	MONTANA STATE	11/13/14
+52 (101-49)	LAFAYETTE	11/16/12
+50 (108-58)	MARIST	11/11/11
+49 (86-37)	MISSOURI	1/13/15
+48 (92-44)	UT ARLINGTON	11/25/14
+48 (88-40)	RADFORD	11/23/11
+46 (90-44)	MONMOUTH	11/28/18
+46 (115-69)	vs. Arizona State	11/28/16
+44 (88-44)	DREXEL	12/21/09
+43 (104-61)	HARTFORD	12/29/09

## VICTORY MARGIN IN RUPP ARENA

Margin (Score)	Opponent	Date
+58 (86-28)	MONTANA STATE	11/13/14
+52 (101-49)	LAFAYETTE	11/16/12
+50 (108-58)	MARIST	11/11/11
+49 (86-37)	MISSOURI	1/13/15
+48 (92-44)	UT ARLINGTON	11/25/14
+48 (88-40)	RADFORD	11/23/11
+46 (90-44)	MONMOUTH	11/28/18
+44 (88-44)	DREXEL	12/21/09
+43 (104-61)	HARTFORD	12/29/09
+42 (91-49)	EASTERN KENTUCKY	11/8/19
+42 (100-58)	TEXAS A&M	1/3/17

## VICTORY MARGIN IN SEC PLAY

Margin (Score)	Opponent	Date
+49 (86-37)	MISSOURI	1/13/15
+42 (100-58)	TEXAS A&M	1/3/17
+38 (82-44)	LSU	1/15/11
+35 (87-52)	at Vanderbilt	1/29/19
+35 (110-75)	AUBURN	2/21/15
+34 (82-48)	GEORGIA	2/9/16
+34 (88-54)	MISSOURI	1/27/16
+34 (77-43)	SOUTH CAROLINA	2/14/15
+34 (86-52)	at South Carolina	2/4/12
+31 (90-59)	SOUTH CAROLINA	2/19/11
+31 (101-70)	ARKANSAS	1/23/10

## VICTORY MARGIN ON THE ROAD

Margin (Score)	Opponent	Date
+35 (87-52)	at Vanderbilt	1/29/19
+34 (86-52)	at South Carolina	2/4/12
+31 (79-48)	at Portland	11/19/10
+27 (89-62)	at South Carolina	2/13/16
+26 (81-55)	at LSU	2/6/10
+24 (74-50)	at LSU	1/28/12
+23 (99-76)	at Ole Miss	12/29/16
+22 (70-48)	at Alabama	1/17/15
+22 (75-53)	at Auburn	1/19/13
+20 (69-49)	at Georgia	1/15/19

## VICTORY MARGIN AT A NEUTRAL SITE

Margin (Score)	Opponent	Date
+46 (115-69)	vs. Arizona State	11/28/16
+39 (78-39)	vs. West Virginia	3/26/15
+39 (83-44)	vs. UCLA	12/20/14
+38 (85-47)	vs. Penn State	11/19/11
+35 (79-44)	vs. Abilene Christian	3/21/19
+32 (72-40)	vs. Kansas	11/18/14
+30 (90-60)	vs. Wake Forest	3/20/10
+29 (100-71)	vs. ETSU	3/18/10
+29 (74-45)	vs. Tennessee	3/13/10
+28 (85-57)	vs. Stony Brook	3/17/16
+26 (85-59)	vs. Alabama	3/11/16

## VICTORY MARGIN ON THE ROAD IN THE SEC

Margin (Score)	Opponent	Date
+35 (87-52)	at Vanderbilt	1/29/19
+34 (86-52)	at South Carolina	2/4/12
+27 (89-62)	at South Carolina	2/13/16
+26 (81-55)	at LSU	2/6/10
+24 (74-50)	at LSU	1/28/12
+23 (99-76)	at Ole Miss	12/29/16
+22 (70-48)	at Alabama	1/17/15
+22 (75-53)	at Auburn	1/19/13
+20 (69-49)	at Georgia	1/15/19
+18 (74-56)	at Mississippi State	2/25/15
+18 (66-48)	at Tennessee	2/17/15

## VICTORY MARGIN IN THE SEC TOURNAMENT


Margin (Score)	Opponent	Date
+29 (74-45)	vs. Tennessee	3/13/10
+26 (85-59)	vs. Alabama	3/11/16
+24 (91-67)	vs. Auburn	3/14/15
+23 (86-63)	vs. Alabama	3/10/18
+18 (73-55)	vs. Alabama	3/15/19
+18 (85-67)	vs. LSU	3/14/14
+17 (82-65)	vs. Arkansas	3/12/17
+16 (70-54)	vs. Florida	3/13/11
+15 (78-63)	vs. Arkansas	3/15/15
+15 (64-49)	vs. Florida	3/13/15

## VICTORY MARGIN IN THE NCAA TOURNAMENT

Margin (Score)	Opponent	Date
+39 (78-39)	vs. West Virginia	3/26/15
+35 (79-44)	vs. Abilene Christian	3/21/19
+30 (90-60)	vs. Wake Forest	3/20/10
+29 (100-71)	vs. ETSU	3/18/10
+28 (85-57)	vs. Stony Brook	3/17/16
+23 (79-56)	vs. Hampton	3/19/15
+20 (95-75)	vs. Buffalo	3/17/18
+17 (62-45)	vs. Cornell	3/25/10
+16 (87-71)	vs. Iowa State	3/17/12
+15 (81-66)	vs. Western Kentucky	3/15/12
+13 (64-51)	vs. Cincinnati	3/21/15



# KENTUCKY X NBA




**BAM ADEBAYO**  
**MIAMI HEAT**  
 DRAFTED: 2017 / Rd 1, Pk 14 (Miami)  
**2019-20 NBA STATS**

PPG	RPG	BPG	APG
16.0	10.4	1.1	4.7

**CAREER**

PPG	RPG	APG
9.9	7.4	2.6

**NBA NOTES** Selected for his first career All-Star Game as a reserve for the Eastern Conference




**ERIC BLEDSOE**  
**MILWAUKEE BUCKS**  
 DRAFTED: 2010 / Rd 1, Pk 18 (OKC)  
**2019-20 NBA STATS**

PPG	APG	RPG	SPG
15.5	5.2	4.5	0.9

**CAREER**

PPG	APG	SPG
14.2	4.8	1.4

**NBA NOTES** Seven games of 25 points or more for the Bucks, who own the best record in the NBA




**DEVIN BOOKER**  
**PHOENIX SUNS**  
 DRAFTED: 2015 / Rd 1, Pk 13 (Phoenix)  
**2019-20 NBA STATS**

PPG	RPG	APG	FG%
27.1	4.1	6.4	51.0

**CAREER**

PPG	APG	FG%
22.2	4.5	44.8

**NBA NOTES** One of seven players in NBA history to average 27 PPG, six APG and shoot 50% or better



**WILLIE CAULEY-STEIN**  
**DALLAS MAVERICKS**  
 DRAFTED: 2015 / Rd 1, Pk 6 (Sacramento)  
**2019-20 NBA STATS**

PPG	RPG	BPG	FG%
7.9	6.2	1.2	56.0

**CAREER**

PPG	RPG	FG%
9.8	6.3	53.6

**NBA NOTES** Traded from Golden State to Dallas on Jan. 24




**ANTHONY DAVIS**  
**LOS ANGELES LAKERS**  
 DRAFTED: 2012 / Rd 1, Pk 1 (New Orleans)  
**2019-20 NBA STATS**

PPG	RPG	BPG	PER
26.5	9.1	2.5	28.02

**CAREER**

PPG	RPG	BPG
23.9	10.4	2.4

**NBA NOTES** Selected for his seventh career NBA All-Star Game and fourth as a starter



**WENYEN GABRIEL**  
**PORTLAND TRAIL BLAZERS**  
 2018 / Undrafted, Signed by Sacramento  
**2019-20 NBA STATS**

PPG	RPG	FG%	MPG
1.7	0.9	35.3	5.5

**CAREER**

PPG	RPG	MPG
1.7	0.9	5.5

**NBA NOTES** Traded from Sacramento to Portland on Jan. 18

**29** Players on a 2019-20 NBA opening-day roster, five more than the next-closest school (Duke)

**49** Total players have earned selection in the NBA Draft during John Calipari's career at Kentucky, Memphis and UMass


**38** Players during Calipari's 10 seasons at UK have been selected in the NBA Draft, the most of any coach in that time period

**29** First-round selections during Calipari's tenure at Kentucky, including 21 lottery selections

**3** Wildcats have been selected No. 1 overall in the Calipari era at UK (John Wall, Anthony Davis and Karl-Anthony Towns)

**7** Over the last 10 years, there are 22 lottery picks who have earned max contracts in the NBA. Seven of them went to Kentucky

**2.26** Billion dollars Calipari's all-time players have earned in NBA contracts alone, including \$1.9 billion at Kentucky




**DEMARCUS COUSINS**  
**LOS ANGELES LAKERS**  
 DRAFTED: 2010 / Rd 2, Pk 5 (Sacramento)  
**2019-20 NBA STATS**

PPG	RPG	BPG	SPG
N/A	N/A	N/A	N/A

**CAREER**

PPG	RPG	SPG
21.2	10.9	1.4

**NBA NOTES** Expected to miss most, if not all, of 2019-20 season with a knee injury




**HAMIDOU DIALLO**  
**OKLAHOMA CITY THUNDER**  
 DRAFTED: 2018 / Rd 2, Pk 45 (Brooklyn)  
**2019-20 NBA STATS**

PPG	RPG	SPG	FG%
6.9	3.6	0.9	45.2

**CAREER**

PPG	RPG	FG%
4.9	2.5	45.3

**NBA NOTES** Second double-double of the season with 10 points, 10 boards vs. Minnesota (Jan. 25)




**DE'AARON FOX**  
**SACRAMENTO KINGS**  
 DRAFT: 2017 / Rd 1, Pk 5 (Sacramento)  
**2019-20 NBA STATS**

PPG	RPG	APG	SPG
19.7	4.2	7.1	1.6

**CAREER**

PPG	RPG	APG
15.4	3.5	6.1

**NBA NOTES** Career-high 34 points on Jan. 30; scored in double figures in every game this month




**SHAI GILGEOUS-ALEXANDER**  
**OKLAHOMA CITY THUNDER**  
 DRAFT: 2018 / Rd 1, Pk 11 (Charlotte)  
**2019-20 NBA STATS**

PPG	RPG	APG	SPG
19.5	6.1	3.2	1.2

**CAREER**

PPG	RPG	APG
14.1	4.1	3.3

**NBA NOTES** On Jan. 13, became the youngest player in NBA history to record a 20-rebound triple-double



**TYLER HERRO**  
**MIAMI HEAT**  
 DRAFT: 2019 / Rd 1, Pk 13 (Miami)  
**2019-20 NBA STATS**

PPG	RPG	APG	FG%
13.1	4.2	2.0	41.3

**CAREER**

PPG	RPG	APG
13.1	4.2	2.0

**NBA NOTES** Leader in 3-pointers made among all NBA rookies with 93 makes

**NBA LEADERS**

Stats are through games on Jan. 30. Top 20 is the cutoff.

**Points Per Game**

1. James Harden (Rockets) - 35.7
8. Devin Booker (Suns) - 27.1
9. Anthony Davis (Lakers) - 26.5

**Rebounds Per Game**

1. Andre Drummond (Pistons) - 15.6
8. Bam Adebayo (Heat) - 10.4
18. Julius Randle (Knicks) - 9.3
19. Anthony Davis (Lakers) - 9.1

**Assists Per Game**

1. LeBron James (Lakers) - 10.7
19. Devin Booker (Suns) - 6.4

**Blocks Per Game**

1. Hassan Whiteside (Trailblazers) - 3.1
3. Anthony Davis (Lakers) - 2.5
14. Nerlens Noel (Thunder) - 1.6
20. Willie Cauley-Stein (Mavericks) - 1.2

**Field-Goal Percentage**

1. Rudy Gobert (Jazz) - .692
8. Bam Adebayo (Heat) - .589

**Free-Throw Percentage**

1. Kyrie Irving (Nets) - .924
2. Devin Booker (Suns) - .917
3. Jamal Murray (Nuggets) - .916

**Minutes Per Game**

1. James Harden (Rockets) - 37.1
5. Devin Booker (Suns) - 36.0
9. Shai Gilgeous-Alexander (Thunder) - 35.6
20. Anthony Davis (Lakers) - 34.6

**Double-Doubles**

1. Giannis Antetokounmpo - 38
9. Bam Adebayo (Heat) - 27
16. Julius Randle (Knicks) - 20
17. Anthony Davis (Lakers) - 18

**Triple-Doubles**

1. Luka Doncic (Mavericks) - 12
17. Bam Adebayo (Heat) - 3
114. Shai Gilgeous-Alexander (Thunder) - 1

**Player Efficiency Rating**

1. Giannis Antetokounmpo (Bucks) - 32.75
4. Anthony Davis (Lakers) - 28.02
11. Enes Kanter (Celtics) - 24.23
13. Nerlens Noel (Thunder) - 23.21



# KENTUCKY X NBA



**KELDON JOHNSON**  
**SAN ANTONIO SPURS**  
 DRAFT: 2019 / Rd 1, Pk 29 (San Antonio)  
 2019-20 NBA STATS

PPG	RPG	FG%	MPG
1.0	1.0	25.0	3.5

CAREER	PPG	RPG	MPG
	1.0	1.0	3.5

**NBA NOTES** Scored his first career points vs. Milwaukee on Jan. 4




**ENES KANTER**  
**BOSTON CELTICS**  
 DRAFT: 2011 / Rd 1, Pk 3 (Utah)  
 2019-20 NBA STATS

PPG	RPG	APG	FG%
9.5	8.2	1.1	60.2

CAREER	PPG	RPG	FG%
	11.8	7.6	54.3

**NBA NOTES** As of Jan. 31, ranked in the top 15 of the league



**MICHAEL KIDD-GILCHRIST**  
**CHARLOTTE HORNETS**  
 DRAFT: 2012 / Rd 1, Pk 2 (Charlotte)  
 2019-20 NBA STATS

PPG	RPG	APG	FT%
4.0	2.9	0.8	77.8

CAREER	PPG	RPG	APG
	8.6	5.5	1.2

**NBA NOTES** Owns the fifth-most rebounds in franchise history



**BRANDON KNIGHT**  
**CLEVELAND CAVALIERS**  
 DRAFT: 2011 / Rd 1, Pk 8 (Detroit)  
 2019-20 NBA STATS

PPG	RPG	APG	MPG
4.9	1.3	1.9	15.1

CAREER	PPG	RPG	APG
	14.1	3.1	4.0

**NBA NOTES** Has been out since Jan. 17 due to a lingering knee injury



**KEVIN KNOX II**  
**NEW YORK KNICKS**  
 DRAFT: 2018 / Rd 1, Pk 9 (New York)  
 2019-20 NBA STATS

PPG	RPG	APG	MPG
7.1	3.0	1.0	18.8

CAREER	PPG	RPG	APG
	10.6	3.9	1.1

**NBA NOTES** Had 17 points on 6-of-8 shooting in a win over Miami on Jan. 12



**SKAL LABISSIÈRE**  
**PORTLAND TRAIL BLAZERS**  
 DRAFT: 2016 / Rd 1, Pk 28 (Phoenix)  
 2019-20 NBA STATS

PPG	RPG	APG	FG%
5.8	5.1	1.3	55.1

CAREER	PPG	RPG	FG%
	7.2	4.5	49.2

**NBA NOTES** Has not played since Dec. 28 due to a knee injury



**Trey LYLES**  
**SAN ANTONIO SPURS**  
 DRAFT: 2015 / Rd 1, Pk 12 (Utah)  
 2019-20 NBA STATS

PPG	RPG	APG	FG%
4.7	5.7	1.1	40.5

CAREER	PPG	RPG	FG%
	7.2	4.2	42.8

**NBA NOTES** Season-best 17 points with a trio of 3-pointers against Memphis on Dec. 23



**DARIUS MILLER**  
**NEW ORLEANS PELICANS**  
 DRAFT: 2012 / Rd 2, Pk 46 (New Orleans)  
 2019-20 NBA STATS

PPG	RPG	APG	FG%
N/A	N/A	N/A	N/A

CAREER	PPG	APG	FT%
	6.0	1.4	83.0

**NBA NOTES** Out for season after injuring right Achilles




**MALIK MONK**  
**CHARLOTTE HORNETS**  
 DRAFT: 2017 / Rd 1, Pk 11 (Charlotte)  
 2019-20 NBA STATS

PPG	RPG	APG	FG%
9.0	2.6	2.0	43.7

CAREER	PPG	RPG	APG
	8.2	1.8	1.7

**NBA NOTES** Career-high 31 points with five rebounds and five assists against Milwaukee on Jan. 24




**JAMAL MURRAY**  
**DENVER NUGGETS**  
 DRAFT: 2016 / Rd 1, Pk 8 (Denver)  
 2019-20 NBA STATS

PPG	RPG	APG	SPG
17.6	4.1	4.6	1.4

CAREER	PPG	APG	RPG
	15.2	3.6	3.6

**NBA NOTES** Scored a season-high-tying 39 points on 13-of-19 shooting vs. Washington on Jan. 4




**NERLENS NOEL**  
**OKLAHOMA CITY THUNDER**  
 DRAFT: 2013 / Rd 1, Pk 6 (New Orleans)  
 2019-20 NBA STATS

PPG	RPG	BPG	FG%
8.3	5.3	1.6	68.4

CAREER	PPG	BPG	RPG
	8.2	1.4	6.3

**NBA NOTES** Ranks among the top 15 in the NBA in player efficiency and blocks per game




**PATRICK PATTERSON**  
**LOS ANGELES CLIPPERS**  
 DRAFT: 2010 / Rd 1, Pk 14 (Houston)  
 2019-20 NBA STATS

PPG	RPG	APG	FG%
5.1	2.7	0.7	40.0

CAREER	PPG	RPG	APG
	6.8	4.0	1.0

**NBA NOTES** Hit a career-high six 3-pointers against Golden State on Oct. 24



**JULIUS RANDLE**  
**NEW YORK KNICKS**  
 DRAFT: 2014 / Rd 1, Pk 7 (LA Lakers)  
 2019-20 NBA STATS

PPG	RPG	APG	FG%
19.0	9.3	3.3	44.9

CAREER	PPG	RPG	APG
	15.9	8.9	2.8

**NBA NOTES** Scored 30 or more in three straight games from Dec. 23 to Dec. 28.



**RAJON RONDO**  
**LOS ANGELES LAKERS**  
 DRAFTED: 2006 / Rd 1, Pk 21 (Phoenix)  
 2019-20 NBA STATS

PPG	RPG	APG	SPG
7.6	3.6	5.4	0.9

CAREER	PPG	RPG	APG
	10.3	4.8	8.3

**NBA NOTES** Four-time NBA All-Star in his 14th season in the NBA




**KARL-ANTHONY TOWNS**  
**MINNESOTA TIMBERWOLVES**  
 DRAFTED: 2015 / Rd 1, Pk 1 (Minnesota)  
 2019-20 NBA STATS

PPG	RPG	APG	PER
26.9	10.7	4.2	28.42

CAREER	PPG	RPG	FG%
	22.6	11.8	53.5

**NBA NOTES** Scored a season-high 40 points on 66.7% shooting Jan. 22 against the Bulls



**JARRED VANDERBILT**  
**DENVER NUGGETS**  
 DRAFT: 2018 / Rd 2, Pk 41 (Orlando)  
 2019-20 NBA STATS

PPG	RPG	APG	MPG
0.6	0.6	0.1	4.1

CAREER	PPG	RPG	MPG
	1.2	1.1	4.1

**NBA NOTES** Appeared in seven games in 2019-20



**JOHN WALL**  
**WASHINGTON WIZARDS**  
 DRAFT: 2010 / Rd 1, Pk 1 (Washington)  
 2019-20 NBA STATS

PPG	RPG	APG	SPG
N/A	N/A	N/A	N/A

CAREER	PPG	APG	RPG
	19.0	9.2	4.3

**NBA NOTES** Franchise leader in career assists and steals, out for 2019-20 with an Achilles injury



**PJ WASHINGTON**  
**CHARLOTTE HORNETS**  
 DRAFT: 2019 / Rd 1, Pk 12 (Charlotte)  
 2019-20 NBA STATS

PPG	RPG	APG	3FG%
12.2	5.3	2.0	40.1

CAREER	PPG	RPG	3FG%
	12.2	5.3	40.1

**NBA NOTES** Had an NBA-rookie record seven 3s in his debut against Chicago





# ASHTON HAGANS

Sophomore | Guard | 6-3 | 198 lbs | Cartersville, Ga. | Newton

[@H23Ash](#) | [@ashton.hagans](#)

## 2019-20 SEASON/CAREER HIGHS

<b>Points</b>		
Season	26, vs. UTAH VALLEY (11/18/19)	
Career	26, vs. UTAH VALLEY (11/18/19)	
<b>Rebounds</b>		
Season	9, vs. ALABAMA (1/11/20)	
Career	9, vs. ALABAMA (1/11/20)	
<b>Field Goals</b>		
Season	8, 2x, last vs. GEORGIA (1/21/20)	
Career	9, at Georgia (1/15/19)	
<b>Field Goals Attempted</b>		
Season	17, vs. GEORGIA (1/21/20)	
Career	18, at Georgia (1/15/19)	
<b>3-Point Field Goals</b>		
Season	3, vs. LAMAR (11/24/19)	
Career	3, vs. LAMAR (11/24/19)	
<b>3-Point Field Goals Attempted</b>		
Season	4, 4x, last at Arkansas (1/18/20)	
Career	4, 7x, last at Arkansas (1/18/20)	
<b>Free Throws</b>		
Season	12, vs. UTAH VALLEY (11/18/19)	
Career	12, vs. UTAH VALLEY (11/18/19)	
<b>Free Throws Attempted</b>		
Season	12, vs. UTAH VALLEY (11/18/19)	
Career	12, vs. UTAH VALLEY (11/18/19)	
<b>Assists</b>		
Season	12, vs. UAB (11/29/19)	
Career	12, 2x, last vs. UAB (11/29/19)	
<b>Steals</b>		
Season	4, 3x, last vs. GEORGIA (1/21/20)	
Career	8, vs. North Carolina (12/22/18)	
<b>Blocks</b>		
Season	1, 4x, last vs. GEORGIA (1/21/20)	
Career	2, vs. VMI (11/18/18)	
<b>Minutes</b>		
Season	43, 2x, last at Texas Tech (1/25/20)	
Career	43, 2x, last at Texas Tech (1/25/20)	
<b>MISCELLANEOUS</b>		
	<b>2019-20</b>	<b>CAREER</b>
Dunks	9	12
Double-Figure Scoring Games	15	28
Double-Figure Rebounding Games	0	0
Games With Double-Double	1	2
Games Led UK in Scoring	3	5
Games Led UK in Rebounding	2	3
Games Led UK in Assists	19	45
Games Led UK in Steals	16	33
Games Led UK in Blocks	1	2
Games With 3+ Assists	20	49
Games With 3+ Blocks	0	0
Games With 3+ Steals	7	17
Games With 3+ 3-Pointers	1	1

- Dominated Georgia on Jan. 21 with a game-high 23 points, nine assists, five rebounds and four steals
- Only player in the nation averaging at least 13.0 points, 7.0 assists, 4.0 rebounds and 2.0 steals per game
- His 7.2 assist average is on a school-record pace (current record is 7.0 by Tyler Ulis in 2015-16)
- Played a career-high-tying 43 minutes against Texas Tech and came up with crucial defensive plays down the stretch, including swatting away the potential game-tying shot in the closing seconds
- National writer Jeff Goodman on Hagans' defensive prowess: "Lots of great defensive players out there, but I'll take Ashton Hagans over all of them"
- Calipari's assessment of Hagans: "We could say there are better point guards in the country, but you got to tell me who you're talking about"
- Sixth nationally in assists per game (7.2) and second in SEC in assist-to-turnover ratio (2.2)
- Streak of 17 games with at least five assists is best run since Tyler Ulis did in 24 straight games from Dec. 26, 2015 to March 17, 2016
- Leads the team with 144 assists and has led the Wildcats in assists in all but one game
- Posted career-high-tying 12 assists against UAB
- Coming off a lower-leg injury, scored a career-high 26 points vs. Utah Valley, including a 12-for-12 performance at the free-throw line
- Drew the main defensive assignment on Michigan State guard Cassius Winston, a leading national player of the year candidate, to help UK to the win
- All-SEC Preseason First Team selection by the league's media and coaches
- National watch lists: Citizen Naismith Trophy, Wooden Preseason Top 50, Lute Olson Award, Bob Cousy Award, Naismith National Defensive Player of the Year
- SEC Co-Defensive Player of the Year and SEC All-Defensive Team in 2018-19
- Naismith National Defensive Player of the Year semifinalist as a freshman
- Led UK with 61 steals, tied for third most among all freshmen in school history
  - First player in program history with at least three steals in seven straight
  - Steals streak was the longest by a major-conference freshman since Chris Paul had a stretch of 10 straight games with three or more steals in 2003-04
- Tied Rajon Rondo and Wayne Turner's school record with eight steals vs. North Carolina in 2018



**Birthday:** July 8

**Parents:** Monica Wheeler and Marvin Hagans

**Major:** Community and leadership development

**Off the court he likes ...**  
Going to the studio and rapping for the fun of it

**Did you know?**  
He chose to wear No. 0 this season because it was also his high school number

## Game-By-Game Statistics

Opponent	Date	GS	Min	FG-A	Pct.	3FG-A	Pct.	FT-A	Pct.	Off-Def-Tot	PF	Ast	TO	Blk	Stl	Pts
vs. Michigan St.	11/5/19	*	29	3-9	.333	0-1	.000	5-5	1.000	1-1-2	1	3	3	0	1	11
EKU	11/8/19	*	23	5-9	.556	0-3	.000	1-3	.333	1-6-7	2	5	3	0	3	11
EVANSVILLE	11/12/19	*	24	1-8	.125	0-3	.000	1-2	.500	0-2-2	4	3	4	0	2	3
UTAH VALLEY	11/18/19	*	37	7-14	.500	0-2	.000	12-12	1.000	0-5-5	0	6	6	1	1	26
MT. ST. MARY'S	11/22/19	*	29	5-8	.625	0-0	.000	6-6	1.000	0-7-7	2	7	2	0	1	16
LAMAR	11/24/19	*	32	4-6	.667	3-4	.750	4-4	1.000	0-3-3	2	9	4	0	2	15
UAB	11/29/19	*	35	2-6	.333	1-3	.333	4-6	.667	1-2-3	3	12	2	0	2	9
FDU	12/7/19	*	30	2-4	.500	0-0	.000	7-7	1.000	0-2-2	3	11	2	0	2	11
GEORGIA TECH	12/14/19	*	35	8-10	.800	2-3	.667	3-4	.750	0-7-7	3	7	6	0	2	21
vs. Utah	12/18/19	*	37	5-14	.357	1-4	.250	5-6	.833	1-2-3	1	8	2	0	4	16
vs. Ohio State	12/21/19	*	37	5-10	.500	0-2	.000	4-6	.667	0-1-1	2	9	2	0	3	14
LOUISVILLE	12/28/19	*	43	3-8	.375	1-1	1.000	1-2	.500	0-5-5	1	8	2	1	2	8
MISSOURI	1/4/20	*	35	0-3	.000	0-0	.000	7-8	.875	0-5-5	3	7	5	0	1	7
at Georgia	1/7/20	*	36	4-12	.333	1-4	.250	4-6	.667	0-2-2	3	5	2	1	4	13
ALABAMA	1/11/20	*	36	4-10	.400	1-2	.500	6-9	.667	0-9-9	2	9	4	0	3	15
at South Carolina	1/15/20	*	32	2-10	.200	0-2	.000	9-11	.818	0-4-4	5	7	5	0	1	13
at Arkansas	1/18/20	*	34	4-11	.364	2-4	.500	3-5	.600	0-6-6	5	6	1	0	1	13
GEORGIA	1/21/20	*	36	8-17	.471	0-1	.000	7-8	.875	1-4-5	3	9	3	1	4	23
at Texas Tech	1/25/20	*	43	2-6	.333	0-0	.000	2-2	1.000	0-3-3	3	7	4	0	3	6
VANDERBILT	1/29/20	*	33	4-6	.667	0-0	.000	4-5	.800	0-4-4	4	6	5	0	2	12

## Career Statistics

Year	GP-GS	Min-Avg	FG-FGA	Pct	3FG-FGA	Pct	FT-FTA	Pct	Off-Def-Tot-Avg	PF-FO	Ast	TO	Blk	Stl	Pts	Avg
2018-19	37-30	1054-28.5	100-214	.467	14-51	.275	70-92	.761	22-74-96-2.6	73-0	160	94	4	61	284	7.7
2019-20	20-20	676-33.8	78-181	.431	12-39	.308	95-117	.812	5-80-85-4.3	52-2	144	67	4	44	263	13.2
<b>TOTAL</b>	<b>57-50</b>	<b>1730-30.4</b>	<b>178-395</b>	<b>.451</b>	<b>26-90</b>	<b>.289</b>	<b>165-209</b>	<b>.789</b>	<b>27-154-181-3.2</b>	<b>125-2</b>	<b>304</b>	<b>161</b>	<b>8</b>	<b>105</b>	<b>547</b>	<b>9.6</b>

## 2019-20 SEASON/CAREER HIGHS

Points		
Season	17, vs. Ohio State (12/21/19)	
Career	32, vs. HOLY CROSS (1/14/19)	
Rebounds		
Season	12, vs. UTAH VALLEY (11/18/19)	
Career	17, vs. ARMY (3/2/19)	
Field Goals		
Season	6, vs. Ohio State (12/21/19)	
Career	11, vs. HOLY CROSS (1/14/19)	
Field Goals Attempted		
Season	11, vs. Ohio State (12/21/19)	
Career	17, vs. ARMY (3/2/19)	
3-Point Field Goals		
Season	5, vs. Ohio State (12/21/19)	
Career	5, 2x, last vs. Ohio State (12/21/19)	
3-Point Field Goals Attempted		
Season	8, vs. Ohio State (12/21/19)	
Career	8, 2x, last vs. Ohio State (12/21/19)	
Free Throws		
Season	5, 2x, last vs. EVANSVILLE (11/12/19)	
Career	9, vs. HOLY CROSS (1/14/19)	
Free Throws Attempted		
Season	7, vs. ECU (11/8/19)	
Career	10, vs. HOLY CROSS (1/14/19)	
Assists		
Season	4, vs. MT. ST. MARY'S (11/22/19)	
Career	5, vs. BOSTON UNIVERSITY (3/4/18)	
Steals		
Season	2, vs. ECU (11/8/19)	
Career	2, 5x, last vs. ECU (11/8/19)	
Blocks		
Season	2, 3x, last vs. ALABAMA (1/11/20)	
Career	4, 2x, last vs. ARMY (3/2/19)	
Minutes		
Season	34, vs. UTAH VALLEY (11/18/19)	
Career	39, at St. Bonaventure (11/7/18)	
MISCELLANEOUS		
	2019-20	CAREER*
Dunks	3	3^
Double-Figure		
Scoring Games	2	42
Double-Figure		
Rebounding Games	2	14
Games With		
Double-Double	1	12
Games Led UK		
in Scoring	1	10
Games Led UK		
in Rebounding	4	31
Games Led UK		
in Assists	0	0
Games Led UK		
in Steals	1	13
Games Led UK		
in Blocks	3	35
Games With		
3+ Assists	1	10
Games With		
3+ Blocks	0	5
Games With		
3+ Steals	0	0
Games With		
3+ 3-Pointers	1	5

\*includes Bucknell statistics  
^only includes UK career

- Provided solid minutes down the stretch at Texas Tech and finished with eight points, including a key 3-pointer in overtime
- One of 30 candidates for the Senior CLASS Award, which honors student-athletes who excel in the community, classroom and competition and exhibit high character
- Drained five 3-pointers en route to a season-high 17 points against Ohio State
  - Five 3s are tied for the most this season by a Wildcat and tied his career high, previously set vs. Boston University on Jan. 5, 2019, as a player for Bucknell
- Returned against Utah after undergoing surgery on a fractured bone in his left wrist on Nov. 27
- Currently 12 points shy of 1,000 career points
- Posted his first double-double as a Wildcat vs. Eastern Kentucky with 12 points and 11 rebounds
- Made his Kentucky debut in the win vs. No. 1/1 Michigan State, recording seven points and six rebounds with a key 3-pointer in the second half to push UK's lead to 13
- Averaged 12.0 points and 9.0 rebounds in UK's two exhibition games, including a double-double vs. Georgetown College (11 points, 10 boards) and 13 points vs. Kentucky State
- Graduate transfer who concluded his career at Bucknell as an All-Patriot League Second Team member
- Ranked second on the team and sixth in the Patriot League in points per game (15.8) and led the team and league in rebounds per game (8.5) as a senior
- Shot 53.6% from the field, 38% from 3-point range and 80.8% from the free-throw line
- Scored in double figures in 27 games
- Calipari has called him a bigger, stronger Derek Willis because of his ability to stretch the floor and hit shots: "He's way better than I thought he was," Calipari said
- Tallied career-high 32 points and broke school record for most field goals without a miss (11 of 11) against Holy Cross
- First player from Cameron County to become a Division I athlete since the 1970s



**Birthday:** May 12

**Parents:** Donald and Rachelle Sestina

**Grad program:** Kinesiology and health promotion

**Off the court he likes to ...**  
Go fishing with his dad and two brothers

**Did you know?**  
His nickname is "Sesti," and he has at least one cup of coffee every day

## Game-By-Game Statistics

Opponent	Date	GS	Min	FG-A	Pct.	3FG-A	Pct.	FT-A	Pct.	Off-Def-Tot	PF	Ast	TO	Blk	Stl	Pts
vs. Michigan St.	11/5/19	*	31	3-4	.750	1-2	.500	0-0	.000	0-6-6	3	2	0	1	0	7
EKU	11/8/19	*	30	3-6	.500	1-3	.333	5-7	.714	3-8-11	2	2	1	2	2	12
EVANSVILLE	11/12/19	*	30	2-4	.500	0-1	.000	5-5	1.000	1-4-5	3	0	2	1	0	9
UTAH VALLEY	11/18/19	*	34	2-8	.250	0-3	.000	4-4	1.000	3-9-12	4	1	3	0	0	8
MT. ST. MARY'S	11/22/19	*	25	1-3	.333	0-2	.000	3-3	1.000	1-3-4	1	4	0	0	0	5
LAMAR	11/24/19	*	17	1-2	.500	1-2	.500	0-0	.000	1-4-5	2	2	1	0	0	3
UAB	11/29/19			DNP												
FDU	12/7/19			DNP												
GEORGIA TECH	12/14/19			DNP												
vs. Utah	12/18/19		10	0-1	.000	0-0	.000	0-0	.000	1-0-1	1	0	1	1	0	0
vs. Ohio State	12/21/19		32	6-11	.545	5-8	.625	0-0	.000	3-1-4	4	1	0	0	0	17
LOUISVILLE	12/28/19		16	3-6	.500	0-1	.000	0-0	.000	2-1-3	5	1	0	0	1	6
MISSOURI	1/4/20		27	1-4	.250	0-1	.000	4-4	1.000	1-5-6	3	1	0	2	1	6
at Georgia	1/7/20		20	3-7	.429	1-2	.500	1-3	.333	3-4-7	3	1	0	0	0	8
ALABAMA	1/11/20		18	2-4	.500	2-3	.667	0-0	.000	2-2-4	3	0	1	2	1	6
at South Carolina	1/15/20		21	3-6	.500	1-3	.333	0-1	.000	2-2-4	1	0	2	0	1	7
at Arkansas	1/18/20		21	1-4	.250	1-2	.500	0-0	.000	2-1-3	4	1	1	0	1	3
GEORGIA	1/21/20		6	1-2	.500	0-0	.000	0-0	.000	0-2-2	2	0	0	0	0	2
at Texas Tech	1/25/20		21	3-6	.500	2-4	.500	0-0	.000	1-2-3	5	0	2	0	1	8
VANDERBILT	1/29/20		21	2-5	.400	1-2	.500	0-0	.000	0-0-0	1	2	1	1	1	5

## Career Statistics

Year	GP-GS	Min-Avg	FG-FGA	Pct	3FG-FGA	Pct	FT-FTA	Pct	Off-Def-Tot-Avg	PF-FO	Ast	TO	Blk	Stl	Pts	Avg
2015-16	4-0	32-8.0	6-11	.545	2-3	.667	1-1	1.000	1-4-5-1.3	7-0	3	4	0	2	15	3.8
2016-17	31-0	371-12.0	63-124	.508	7-24	.292	16-23	.696	35-79-114-3.7	57-0	12	27	17	7	149	4.8
2017-18	34-0	508-14.9	89-159	.560	14-41	.341	29-39	.744	37-97-134-3.9	71-0	31	35	20	11	221	6.5
2018-19	31-31	858-27.7	185-345	.536	41-108	.380	80-99	.808	61-201-262-8.5	89-3	37	66	33	11	491	15.8
2019-20	17-6	380-22.4	37-83	.446	16-39	.410	22-27	.815	26-54-80-4.7	47-2	18	15	10	9	112	6.6
<b>TOTAL</b>	<b>117-37</b>	<b>2149-18.4</b>	<b>380-722</b>	<b>.526</b>	<b>80-215</b>	<b>.372</b>	<b>148-189</b>	<b>.783</b>	<b>160-435-595-5.1</b>	<b>271-5</b>	<b>101</b>	<b>147</b>	<b>80</b>	<b>40</b>	<b>988</b>	<b>8.4</b>



### 2019-20 SEASON/CAREER HIGHS

<b>Points</b>	Season 27, vs. LOUISVILLE (12/28/19)	Career 27, vs. LOUISVILLE (12/28/19)
<b>Rebounds</b>	Season 7, 3x, last at Georgia (1/7/20)	Career 7, 3x, last at Georgia (1/7/20)
<b>Field Goals</b>	Season 9, vs. LOUISVILLE (12/28/19)	Career 9, vs. LOUISVILLE (12/28/19)
<b>Field Goals Attempted</b>	Season 17, vs. ALABAMA (1/11/20)	Career 17, vs. ALABAMA (1/11/20)
<b>3-Point Field Goals</b>	Season 4, 2x, last vs. LOUISVILLE (12/28/19)	Career 4, 2x, last vs. LOUISVILLE (12/28/19)
<b>3-Point Field Goals Attempted</b>	Season 7, vs. Michigan State (11/5/19)	Career 7, vs. Michigan State (11/5/19)
<b>Free Throws</b>	Season 9, vs. Michigan State (11/5/19)	Career 9, vs. Michigan State (11/5/19)
<b>Free Throws Attempted</b>	Season 10, vs. Michigan State (11/5/19)	Career 10, vs. Michigan State (11/5/19)
<b>Assists</b>	Season 8, at Georgia (1/7/20)	Career 8, at Georgia (1/7/20)
<b>Steals</b>	Season 2, 3x, last vs. Arkansas (1/18/20)	Career 2, 3x, last vs. Arkansas (1/18/20)
<b>Blocks</b>	Season 4, at Georgia (1/7/20)	Career 4, at Georgia (1/7/20)
<b>Minutes</b>	Season 41, vs. LOUISVILLE (12/28/19)	Career 41, vs. LOUISVILLE (12/28/19)
<b>MISCELLANEOUS</b>	<b>2019-20</b>	<b>CAREER</b>
Dunks	3	3
Double-Figure Scoring Games	13	13
Double-Figure Rebounding Games	0	0
Games With Double-Double	0	0
Games Led UK in Scoring	6	6
Games Led UK in Rebounding	3	3
Games Led UK in Assists	1	1
Games Led UK in Steals	3	3
Games Led UK in Blocks	2	2
Games With 3+ Assists	12	12
Games With 3+ Blocks	1	1
Games With 3+ Steals	0	0
Games With 3+ 3-Pointers	3	3

- Tied with Ashton Hagans as the third-leading scorer on the team with 13 games in double figures
- Led a 10-point second-half comeback win vs. Vanderbilt with a team-high 17 points
- Shared team-high honors with 17 points and seven rebounds at Georgia while adding career highs with eight assists and four blocked shots
  - UK is 5-0 this season when he has at least four assists
- Named Bluegrass Sports Commission MVP against Louisville after scoring a career-high 27 points
  - Most points by a UK player vs. Louisville since Jodie Meeks had 28 on Jan. 5, 2009 and the most ever by a freshman in the rivalry
- Named NCAA March Madness National Player of the Week USBWA Wayman Tisdale National Freshman of Week for the week of Dec. 30
- Three-time SEC Freshman of the Week
- Averaging 18.8 points and 5.3 rebounds while shooting 46.9% from the field, 42.1% from 3-point range and 84.0% from the free-throw line in UK's four games vs. ranked foes
- Sensational debut on a national stage in Madison Square Garden with 26 points on 7-of-12 shooting to defeat No. 1/1 Michigan State
  - Made team-high three 3-pointers, including a dagger from four feet behind the line with just over a minute left to determine the outcome
  - 26 points are the most by a UK freshman in a debut in school history. Only Mike Casey, who scored 28 as a sophomore on Dec. 2, 1967, debuted with more to start a UK career
- Preseason All-America Honorable Mention by the Associated Press
- Preseason All-SEC Second Team selection by the league's media and coaches
- National watch lists: Citizen Naismith Trophy, Wooden Preseason Top 50, NABC National Player of the Year, Oscar Robertson Trophy, Bob Cousy Award
- Named Texas Mr. Basketball and the Dallas-Fort Worth Area Player of the Year
- 2018 USA Today All-Texas First Team, 2018 Texas Association of Basketball Coaches All-State First Team and crowned 2018 Dallas Morning News Sports Day Player of the Year as a junior
- Won a gold medal as a part of the U18 Team USA squad

**Birthday:** Nov. 4

**Parents:** Denyse and Tyrone Maxey

**Major:** Undeclared/exploratory studies in agriculture

**Off the court he likes to ...**  
Watch Marvel movies and he's seen every one since 2008

**Did you know?**  
He graduated in the top 5% of his graduating class

### Game-By-Game Statistics

Opponent	Date	GS	Min	FG-A	Pct.	3FG-A	Pct.	FT-A	Pct.	Off-Def-Tot	PF	Ast	TO	Blk	Stl	Pts
vs. Michigan St.	11/5/19	32	7-12	.583	3-7	.429	9-10	.900	0-5-5	3	1	1	0	1	26	
EKU	11/8/19	26	2-6	.333	0-2	.000	5-5	1.000	0-3-3	0	3	4	0	1	9	
EVANSVILLE	11/12/19	33	5-12	.417	1-4	.250	4-5	.800	0-3-3	4	0	2	1	2	15	
UTAH VALLEY	11/18/19 *	37	4-14	.286	1-5	.200	5-7	.714	1-4-5	3	3	2	0	0	14	
MT. ST. MARY'S	11/22/19 *	33	4-7	.571	1-4	.250	2-2	1.000	0-1-1	1	6	3	0	0	11	
LAMAR	11/24/19 *	31	8-11	.727	4-6	.667	1-1	1.000	0-5-5	3	3	1	1	1	21	
UAB	11/29/19 *	33	3-9	.333	1-4	.250	0-0	.000	0-3-3	1	4	0	0	0	7	
FDU	12/7/19 *	27	1-8	.125	0-3	.000	0-0	.000	1-5-6	2	4	1	0	0	2	
GEORGIA TECH	12/14/19 *	38	0-9	.000	0-3	.000	6-6	1.000	1-6-7	1	6	3	0	2	6	
vs. Utah	12/18/19 *	29	7-13	.538	0-4	.000	4-6	.667	0-1-1	4	1	3	0	0	18	
vs. Ohio State	12/21/19 *	34	5-13	.385	1-6	.167	4-6	.667	0-6-6	5	3	3	0	1	15	
LOUISVILLE	12/28/19 *	41	9-14	.643	4-5	.800	5-6	.833	0-7-7	4	2	3	0	1	27	
MISSOURI	1/4/20 *	34	3-10	.300	0-5	.000	2-2	1.000	0-1-1	3	3	1	0	0	8	
at Georgia	1/7/20 *	39	7-15	.467	1-3	.333	2-5	.400	0-7-7	2	8	2	4	1	17	
ALABAMA	1/11/20 *	36	6-17	.353	1-3	.333	0-0	.000	1-3-4	2	1	4	0	0	13	
at South Carolina	1/15/20 *	32	5-7	.714	2-2	1.000	1-2	.500	0-1-1	2	1	0	0	0	13	
at Arkansas	1/18/20 *	25	5-7	.714	0-1	.000	1-1	1.000	1-5-6	3	2	2	1	2	11	
GEORGIA	1/21/20 *	31	1-3	.333	0-1	.000	5-5	1.000	0-5-5	2	3	3	0	1	7	
at Texas Tech	1/25/20 *	39	2-10	.200	0-1	.000	3-3	1.000	1-2-3	4	3	5	1	0	7	
VANDERBILT	1/29/20 *	35	5-10	.500	2-3	.667	5-6	.833	1-3-4	2	2	3	0	1	17	

### Career Statistics

Year	GP-GS	Min-Avg	FG-FGA	Pct	3FG-FGA	Pct	FT-FTA	Pct	Off-Def-Tot-Avg	PF-FO	Ast	TO	Blk	Stl	Pts	Avg
2019-20	20-17	666-33.3	89-207	.430	22-72	.306	64-78	.821	7-76-83-4.2	51-1	58	46	8	14	264	13.2
<b>TOTAL</b>	<b>20-17</b>	<b>666-33.3</b>	<b>89-207</b>	<b>.430</b>	<b>22-72</b>	<b>.306</b>	<b>64-78</b>	<b>.821</b>	<b>7-76-83-4.2</b>	<b>51-1</b>	<b>58</b>	<b>46</b>	<b>8</b>	<b>14</b>	<b>264</b>	<b>13.2</b>



# 4

# NICK RICHARDS

Junior | Forward | 6-11 | 240 lbs | Kingston, Jamaica | Patrick School

[@iamnickrichards](#) | [@nickrichards\\_](#) | [@nicholas.p.richards](#)

## 2019-20 SEASON/CAREER HIGHS

Points	
Season	25, at Texas Tech (1/25/20)
Career	25, 2x, last at Texas Tech (1/25/20)
Rebounds	
Season	14, at Texas Tech (1/25/20)
Career	19, vs. SOUTHERN ILLINOIS (11/9/18)
Field Goals	
Season	10, vs. EKU (11/8/19)
Career	10, vs. EKU (11/8/19)
Field Goals Attempted	
Season	13, vs. MISSOURI (1/4/20)
Career	13, vs. MISSOURI (1/4/20)
3-Point Field Goals	
Season	-
Career	-
3-Point Field Goals Attempted	
Season	-
Career	-
Free Throws	
Season	11, at Texas Tech (1/25/20)
Career	11, at Texas Tech (1/25/20)
Free Throws Attempted	
Season	14, at Texas Tech (1/25/20)
Career	14, at Texas Tech (1/25/20)
Assists	
Season	1, 7x, last vs. ALABAMA (1/11/20)
Career	2, 2x, last at Alabama (1/5/19)
Steals	
Season	2, vs. Ohio State (12/21/19)
Career	2, vs. Ohio State (12/21/19)
Blocks	
Season	7, vs. LAMAR (11/24/19)
Career	7, vs. LAMAR (11/24/19)
Minutes	
Season	39, at Texas Tech (1/25/20)
Career	39, at Texas Tech (1/25/20)

MISCELLANEOUS	2019-20	CAREER
Dunks	44	96
Double-Figure Scoring Games	16	25
Double-Figure Rebounding Games	9	12
Games With Double-Double	9	10
Games Led UK in Scoring	6	7
Games Led UK in Rebounding	11	23
Games Led UK in Assists	0	0
Games Led UK in Steals	0	0
Games Led UK in Blocks	13	41
Games With 3+ Assists	0	0
Games With 3+ Blocks	9	21
Games With 3+ Steals	0	0
Games With 3+ 3-Pointers	0	0

- Proving his value again, recorded all but one rebound in the second half with 15 points and 11 rebounds vs. Vanderbilt after sitting most of the first half with two fouls
- John Calipari said: "What did you learn about my team? You need Nick Richards"
- Dominant in the win at Texas Tech with a career-high-tying 25 points to go along with 14 rebounds and four blocks, only the second player in the Calipari era (Anthony Davis) with such a stat line
- Enjoying career bests in a number of major categories, including points per game (14.4), rebounds per game (8.3), blocks per game (2.4) and field-goal percentage (.673), all team highs
- Entered the season with career averages of 4.5 points, 3.9 rebounds and 1.1 blocks per game
- Two-time national player of the week and two-time SEC Player of the Week this season
- USBWA Oscar Robertson National Player of the Week and SEC Co-Player of the week for Dec. 30 and NCAA March Madness National Player of the Week and SEC Co-Player of the Week for Jan. 27
- Richards on his breakout season: "Everybody has their own story. Just because I go to a school that's known for one-and-done doesn't mean I have to be one-and-done. It took me time to develop over the past three years. I've had the best time of my life."
- Averaging a team-high 17.3 points, 9.9 rebounds and 2.6 blocks with five double-doubles over the last nine games
- Scored in double figures in every game during the run, including seven -- and five straight -- with 15 points or more
- Had one double-double in his first 74 career games and now has eight in 19 games this season
- First in SEC and fifth nationally in field-goal percentage (.673)
- Six games of 20 or more points
- UK 15-1 this season when he scores in double figures and 9-0 when he grabs double-digit boards
- Tallied 13 points and 10 rebounds against Louisville
- Scored seven straight points in overtime and took two key charges late -- all with four fouls
- Top wingspan on the team at 7-foot-5
- Declared for the NBA Draft but returned for his junior year



Birthday: Nov. 29

Mother: Marion Tenn

Major: Community leadership and development

Off the court he likes to ... Watch anime and his favorite show is Nitro

Did you know? He loves dogs and has a german shepard named Luna

## Game-By-Game Statistics

Opponent	Date	GS	Min	FG-A	Pct.	3FG-A	Pct.	FT-A	Pct.	Off-Def-Tot	PF	Ast	TO	Blk	Stl	Pts
vs. Michigan St.	11/5/19		25	2-7	.286	0-0	.000	3-4	.750	2-2-4	5	0	1	0	0	7
EKU	11/8/19	*	32	10-11	.909	0-0	.000	1-2	.500	1-9-10	2	1	2	4	0	21
EVANSVILLE	11/12/19	*	23	2-6	.333	0-0	.000	2-2	1.000	2-4-6	2	1	1	0	0	6
UTAH VALLEY	11/18/19	*	35	8-11	.727	0-0	.000	5-5	1.000	4-6-10	2	0	0	1	0	21
MT. ST. MARY'S	11/22/19	*	32	7-10	.700	0-0	.000	5-6	.833	4-2-6	1	1	3	3	0	19
LAMAR	11/24/19	*	35	5-9	.556	0-0	.000	0-2	.000	5-8-13	3	1	0	7	0	10
UAB	11/29/19	*	28	7-7	1.000	0-0	.000	2-4	.500	2-7-9	4	0	4	1	0	16
FDU	12/7/19	*	30	5-6	.833	0-0	.000	2-2	1.000	1-9-10	2	0	2	2	0	12
GEORGIA TECH	12/14/19	*	34	5-6	.833	0-0	.000	2-4	.500	1-3-4	4	0	1	4	1	12
vs. Utah	12/18/19	*	26	1-3	.333	0-0	.000	3-3	1.000	1-3-4	4	1	1	2	0	5
vs. Ohio State	12/21/19	*	12	1-1	1.000	0-0	.000	0-0	.000	0-0-0	4	0	2	1	2	2
LOUISVILLE	12/28/19	*	34	4-6	.667	0-0	.000	5-7	.714	6-4-10	4	0	1	1	0	13
MISSOURI	1/4/20	*	29	9-13	.692	0-0	.000	3-4	.750	3-9-12	5	1	2	4	0	21
at Georgia	1/7/20		25	8-11	.727	0-0	.000	1-2	.500	3-4-7	4	0	4	0	0	17
ALABAMA	1/11/20	*	32	5-11	.455	0-0	.000	3-6	.500	4-7-11	1	1	1	5	0	13
at South Carolina	1/15/20	*	24	5-6	.833	0-0	.000	5-8	.625	4-3-7	3	0	4	4	0	15
at Arkansas	1/18/20	*	28	6-8	.750	0-0	.000	5-6	.833	3-6-9	2	0	3	2	0	17
GEORGIA	1/21/20	*	36	7-12	.583	0-0	.000	6-6	1.000	3-5-8	2	0	0	3	0	20
at Texas Tech	1/25/20	*	39	7-10	.700	0-0	.000	11-14	.786	4-10-14	3	0	0	4	0	25
VANDERBILT	1/29/20	*	22	7-11	.636	0-0	.000	1-2	.500	3-8-11	4	0	0	0	0	15

## Career Statistics

Year	GP-GS	Min-Avg	FG-FGA	Pct	3FG-FGA	Pct	FT-FTA	Pct	Off-Def-Tot-Avg	PF-FO	Ast	TO	Blk	Stl	Pts	Avg
2017-18	37-37	543-14.7	69-112	.616	0-0	.000	51-71	.718	55-108-163-4.4	76-1	9	26	33	3	189	5.1
2018-19	37-3	446-12.1	49-82	.598	0-0	.000	49-71	.690	57-66-123-3.3	76-2	7	26	47	4	147	4.0
2019-20	20-19	582-29.1	111-165	.673	0-0	.000	65-89	.730	56-109-165-8.3	61-2	7	32	48	3	287	14.4
<b>TOTAL</b>	<b>94-59</b>	<b>1571-16.7</b>	<b>229-359</b>	<b>.638</b>	<b>0-0</b>	<b>.000</b>	<b>165-231</b>	<b>.714</b>	<b>168-283-451-4.8</b>	<b>213-5</b>	<b>23</b>	<b>84</b>	<b>128</b>	<b>10</b>	<b>623</b>	<b>6.6</b>

# 5

# IMMANUEL QUICKLEY

Sophomore | Guard | 6-3 | 188 lbs | Havre de Grace, Md. | John Carroll School

[@IQ\\_GodSon](#) | 
 [@immanuelquickley\\_](#) | 
 [@immanuelquickley5](#)



## 2019-20 SEASON/CAREER HIGHS

Points	
Season	23, vs. MISSOURI (1/4/20)
Career	23, vs. MISSOURI (1/4/20)
Rebounds	
Season	10, at Arkansas (1/18/20)
Career	10, at Arkansas (1/18/20)
Field Goals	
Season	7, at Texas Tech (1/25/20)
Career	7, at Texas Tech (1/25/20)
Field Goals Attempted	
Season	17, at Texas Tech (1/25/20)
Career	17, at Texas Tech (1/25/20)
3-Point Field Goals	
Season	5, vs. ALABAMA (1/11/20)
Career	5, vs. ALABAMA (1/11/20)
3-Point Field Goals Attempted	
Season	8, 2x, last at Texas Tech (1/25/20)
Career	8, 2x, last at Texas Tech (1/25/20)
Free Throws	
Season	9, vs. MISSOURI (1/4/20)
Career	9, vs. MISSOURI (1/4/20)
Free Throws Attempted	
Season	9, vs. MISSOURI (1/4/20)
Career	10, vs. NORTH DAKOTA (11/14/18)
Assists	
Season	5, vs. EKU (11/8/19)
Career	5, vs. EKU (11/8/19)
Steals	
Season	2, 5x, last at Georgia (1/7/20)
Career	3, vs. TEXAS A&M (1/8/19)
Blocks	
Season	1, 3x, last at Texas Tech (1/25/20)
Career	1, 4x, last at Texas Tech (1/25/20)
Minutes	
Season	42, at Texas Tech (1/25/20)
Career	42, at Texas Tech (1/25/20)

MISCELLANEOUS	2019-20	CAREER
Dunks	1	2
Double-Figure Scoring Games	15	21
Double-Figure Rebounding Games	1	1
Games With Double-Double	1	1
Games Led UK in Scoring	4	5
Games Led UK in Rebounding	1	1
Games Led UK in Assists	1	2
Games Led UK in Steals	4	6
Games Led UK in Blocks	0	0
Games With 3+ Assists	4	7
Games With 3+ Blocks	0	0
Games With 3+ Steals	0	1
Games With 3+ 3-Pointers	5	7

- Lived up to his big-shot billing once again with 21 points at Texas Tech, including a half-court 3-point heave to end the first half
- Scored in double figures in a career-best nine straight games, including six with 15 or more points
  - Averaging a team-high-tying 16.9 points and made 22 of 47 from 3 (46.8%) during the stretch
- Become UK's go-to player late in games, hitting a step-back jumper at South Carolina to tie the game -- two of seven straight points he scored in the final minute -- key 3-pointers in rallies vs. Louisville, at Georgia, vs. Alabama and at Arkansas, and game-sealing free throws vs. Louisville, Alabama and at Texas Tech
- Second-leading scorer with a 13.8 average
- Scored 19 key points in the victory vs. Alabama, hitting 5 of 6 3-pointers, plus a 3 and two foul shots in the final minute
- Posted a career-high 23 points against Missouri, featuring a career-high four 3-pointers and a perfect 9-of-9 day at the foul line
- Recorded a then-career-high 18 points, including 14 in the second and overtime, with two 3-pointers in the win over No. 3/4 Louisville
  - 8 of 8 from the free-throw line, including two makes late in overtime to seal the outcome
  - Drew main defensive assignment on Louisville leading scorer Jordan Nwora, who entered the game averaging 21.2 points, and limited him to season-low eight points on 2-of-10 shooting
- Leads UK in 3-point shooting (40.5%) and 3-pointers made (34) and has hit a trey in 17 of 19 games played
- Calipari on Quickley's emergence: "The kid lives in the gym. He's kind of like Tyler (Herro). He's like Shai (Gilgeous-)Alexander, those guys. He's just like them"
- Scored in double figures in 15 of the 18 games he's played in this season with nine games of 15 points or more
- Leads UK in free-throw shooting (91.5%), which is also sixth nationally
- Scored 10 points in the victory vs. No. 1/1 Michigan State thanks to 7-of-8 performance, three of which sparked a 9-0 run to open up a 13-point second-half lead
- Preseason NCAA March Madness Glue Guy
- Back-to-back Big Blue Madness 3-point champion
- McDonald's All American and won the 3-point contest at the event

**Birthdate:** June 17

**Parents:** Nitrease and Marcellous Quickly

**Major:** Undeclared/exploratory studies in agriculture

**Two things to know**  
The best movie he saw this summer was Avengers: Endgame and his favorite restaurant in Lexington is Indi's


**Did you know?**  
Favorite class is communications but he also excels musically and can play the saxophone, the piano and the drums

## Game-By-Game Statistics

Opponent	Date	GS	Min	FG-A	Pct.	3FG-A	Pct.	FT-A	Pct.	Off-Def-Tot	PF	Ast	TO	Blk	Stl	Pts
vs. Michigan St.	11/5/19	*	30	1-6	.167	1-4	.250	7-8	.875	0-5-5	2	2	1	0	2	10
EKU	11/8/19	*	28	4-10	.400	1-3	.333	7-7	1.000	1-2-3	2	5	1	0	0	16
EVANSVILLE	11/12/19	*	35	5-12	.417	1-4	.250	5-5	1.000	2-7-9	2	1	3	0	0	16
UTAH VALLEY	11/18/19	DNP - Chest contusion														
MT. ST. MARY'S	11/22/19		21	5-8	.625	3-4	.750	0-0	.000	0-2-2	2	0	1	0	0	13
LAMAR	11/24/19		19	3-7	.429	1-4	.250	4-5	.800	0-1-1	3	3	2	0	2	11
UAB	11/29/19		20	3-6	.500	1-2	.500	2-2	1.000	1-3-4	0	0	2	0	0	9
FDU	12/7/19		21	2-8	.250	1-3	.333	2-2	1.000	0-1-1	0	3	1	0	0	7
GEORGIA TECH	12/14/19	*	36	6-12	.500	2-6	.333	2-2	1.000	1-2-3	2	2	3	0	2	16
vs. Utah	12/18/19	*	32	2-10	.200	0-4	.000	0-0	.000	1-3-4	3	2	0	0	2	4
vs. Ohio State	12/21/19		30	4-11	.364	1-5	.200	0-0	.000	1-2-3	3	2	1	0	1	9
LOUISVILLE	12/28/19		37	4-11	.364	2-6	.333	8-8	1.000	0-3-3	2	1	1	0	0	18
MISSOURI	1/4/20		33	5-9	.556	4-8	.500	9-9	1.000	0-3-3	1	1	2	1	1	23
at Georgia	1/7/20		34	5-10	.500	3-3	1.000	2-3	.667	2-3-5	2	2	0	0	2	15
ALABAMA	1/11/20		34	6-10	.600	5-6	.833	2-2	1.000	0-5-5	1	3	1	0	1	19
at South Carolina	1/15/20		34	6-9	.667	2-4	.500	6-7	.857	0-6-6	4	2	2	0	1	20
at Arkansas	1/18/20	*	40	3-14	.214	1-5	.200	6-7	.857	4-6-10	2	2	2	0	0	13
GEORGIA	1/21/20	*	36	3-7	.429	1-5	.200	5-6	.833	0-4-4	5	2	1	1	0	12
at Texas Tech	1/25/20	*	42	7-17	.412	4-8	.500	3-4	.750	1-5-6	2	1	6	1	1	21
VANDERBILT	1/29/20	*	37	3-13	.231	0-2	.000	5-5	1.000	1-3-4	3	2	0	0	0	11

## Career Statistics

Year	GP-GS	Min-Avg	FG-FGA	Pct	3FG-FGA	Pct	FT-FTA	Pct	Off-Def-Tot-Avg	PF-FO	Ast	TO	Blk	Stl	Pts	Avg
2018-19	37-7	684-18.5	55-148	.372	30-87	.345	53-64	.828	2-63-65-1.8	44-0	44	33	1	16	193	5.2
2019-20	19-9	600-31.6	77-190	.405	34-86	.395	75-82	.915	15-66-81-4.3	41-1	36	30	3	15	263	13.8
<b>TOTAL</b>	<b>56-16</b>	<b>1284-22.9</b>	<b>132-338</b>	<b>.391</b>	<b>64-173</b>	<b>.370</b>	<b>128-146</b>	<b>.877</b>	<b>17-129-146-2.6</b>	<b>85-1</b>	<b>80</b>	<b>63</b>	<b>4</b>	<b>31</b>	<b>456</b>	<b>8.1</b>



### 2019-20 SEASON/CAREER HIGHS

<b>Points</b>		
Season	6, vs. GEORGIA (1/21/20)	
Career	6, vs. GEORGIA (1/21/20)	
<b>Rebounds</b>		
Season	7, vs. EKU (11/8/19)	
Career	7, vs. EKU (11/8/19)	
<b>Field Goals</b>		
Season	3, vs. GEORGIA (1/21/20)	
Career	3, vs. GEORGIA (1/21/20)	
<b>Field Goals Attempted</b>		
Season	5, 3x, vs. GEORGIA (1/21/20)	
Career	5, 3x, vs. GEORGIA (1/21/20)	
<b>3-Point Field Goals</b>		
Season	1, 4x, last at Texas Tech (1/25/20)	
Career	1, 4x, last at Texas Tech (1/25/20)	
<b>3-Point Field Goals Attempted</b>		
Season	2, 10x, last vs. VANDERBILT (1/29/20)	
Career	2, 10x, last vs. VANDERBILT (1/29/20)	
<b>Free Throws</b>		
Season	4, vs. UTAH VALLEY (11/18/19)	
Career	4, vs. UTAH VALLEY (11/18/19)	
<b>Free Throws Attempted</b>		
Season	4, vs. UTAH VALLEY (11/18/19)	
Career	4, vs. UTAH VALLEY (11/18/19)	
<b>Assists</b>		
Season	1, 4x, last vs. GEORGIA (1/21/20)	
Career	1, 4x, last vs. GEORGIA (1/21/20)	
<b>Steals</b>		
Season	2, vs. FDU (12/7/19)	
Career	2, vs. FDU (12/7/19)	
<b>Blocks</b>		
Season	1, vs. VANDERBILT (1/29/20)	
Career	1, vs. VANDERBILT (1/29/20)	
<b>Minutes</b>		
Season	22, vs. FDU (12/7/19)	
Career	22, vs. FDU (12/7/19)	
<b>MISCELLANEOUS</b>		
	<b>2019-20</b>	<b>CAREER</b>
Dunks	0	0
Double-Figure Scoring Games	0	0
Double-Figure Rebounding Games	0	0
Games With Double-Double	0	0
Games Led UK in Scoring	0	0
Games Led UK in Rebounding	0	0
Games Led UK in Assists	0	0
Games Led UK in Steals	2	2
Games Led UK in Blocks	1	1
Games With 3+ Assists	0	0
Games With 3+ Blocks	0	0
Games With 3+ Steals	0	0
Games With 3+ 3-Pointers	0	0

- Seen an increase in minutes the last four, playing a combined 59 minutes with five or more points in three of the last four games
- Tied Nate Sestina and Keion Brooks Jr. for game-leading blocks against Vanderbilt
- After earning more minutes with a strong five-rebound performance at South Carolina, played 17 big minutes in the win at Arkansas, tying his then-career high of five points, including a 3-pointer
- Followed vs. Georgia with career highs in points (six) and field goals (three)
- On his recent emergence, Calipari said, "He just has a nose for the ball. He makes the plays"
- Recorded his first career start against Fairleigh Dickinson and played a career-high 22 minutes
- Scored career-high five points on 2-of-4 shooting vs. UAB
- Grabbed seven rebounds in 20 minutes vs. Eastern Kentucky
- Late add to the 2019 class after reclassifying
- Ranked No. 34 prospect by the Recruiting Services Consensus Index
- Averaged 23.0 points, 8.5 rebounds and 3.4 assists per game during his junior season
- Named Mission League MVP
- All-California Interscholastic Federation First Team pick
- Harvard-Westlake claimed the CIF championship and the Mission League Championship for the first time since 2011 during his junior season
- Finalist for the U17 Team USA squad
- Knockdown shooter in high school. When describing Juzang's ability to score, Calipari has said, "We have had shot takers and we've had shot makers. Johnny is a shot maker"

**Birthday:** March 17

**Parents:** Hanh and Maxie Juzang

**Major:** Marketing

**Most prized possession is ...**  
Reading journal and books

**Did you know?**  
He was an honor roll student in high school and his brother, Christian, plays basketball at Harvard

### Game-By-Game Statistics

Opponent	Date	GS	Min	FG-A	Pct.	3FG-A	Pct.	FT-A	Pct.	Off-Def-Tot	PF	Ast	TO	Blk	Stl	Pts	
vs. Michigan St.	11/5/19	2	0-0	.000	0-0	.000	0-0	.000	0-0-0	1	0	0	0	0	0	0	
EKU	11/8/19	20	0-4	.000	0-2	.000	0-0	.000	1-6-7	1	1	1	0	0	0	0	
EVANSVILLE	11/12/19	12	1-1	1.000	1-1	1.000	0-0	.000	0-2-2	0	0	0	0	0	0	3	
UTAH VALLEY	11/18/19	18	0-2	.000	0-2	.000	4-4	1.000	1-1-2	3	1	1	0	0	1	4	
MT. ST. MARY'S	11/22/19	9	0-4	.000	0-2	.000	0-0	.000	0-3-3	0	0	0	0	0	0	0	
LAMAR	11/24/19	14	1-3	.333	0-2	.000	0-0	.000	0-1-1	1	0	0	0	0	0	2	
UAB	11/29/19	13	2-4	.500	1-2	.500	0-0	.000	2-0-2	1	0	0	0	0	0	5	
FDU	12/7/19 *	22	1-5	.200	0-2	.000	2-2	1.000	1-2-3	0	1	0	0	0	2	4	
GEORGIA TECH	12/14/19	4	0-1	.000	0-0	.000	0-0	.000	0-0-0	0	0	1	0	0	0	0	
vs. Utah	12/18/19	3	0-0	.000	0-0	.000	0-0	.000	0-0-0	0	0	2	0	0	0	0	
vs. Ohio State	12/21/19	8	1-3	.333	0-1	.000	0-0	.000	0-3-3	3	0	0	0	0	0	2	
LOUISVILLE	12/28/19	2	0-0	.000	0-0	.000	0-0	.000	0-1-1	0	0	0	0	0	0	0	
MISSOURI	1/4/20		DNP - Illness														
at Georgia	1/7/20		DNP - Illness														
ALABAMA	1/11/20		DNP - Coach's decision														
at South Carolina	1/15/20	8	1-4	.250	0-1	.000	0-0	.000	1-4-5	1	0	0	0	0	0	2	
at Arkansas	1/18/20	17	2-5	.400	1-2	.500	0-0	.000	0-1-1	1	0	0	0	0	0	5	
GEORGIA	1/21/20	18	3-5	.600	0-2	.000	0-2	.000	2-1-3	0	1	0	0	0	0	6	
at Texas Tech	1/25/20	9	2-3	.667	1-2	.500	0-0	.000	0-1-1	3	0	1	0	0	1	5	
VANDERBILT	1/29/20	15	1-4	.250	0-2	.000	0-0	.000	0-3-3	0	0	0	1	0	0	2	

### Career Statistics

Year	GP-GS	Min-Avg	FG-FGA	Pct	3FG-FGA	Pct	FT-FTA	Pct	Off-Def-Tot-Avg	PF-FO	Ast	TO	Blk	Stl	Pts	Avg
2019-20	17-1	195-11.5	15-48	.313	4-23	.174	6-8	.750	8-29-37-2.2	15-0	4	6	1	4	40	2.4
<b>TOTAL</b>	<b>17-1</b>	<b>195-11.5</b>	<b>15-48</b>	<b>.313</b>	<b>4-23</b>	<b>.174</b>	<b>6-8</b>	<b>.750</b>	<b>8-29-37-2.2</b>	<b>15-0</b>	<b>4</b>	<b>6</b>	<b>1</b>	<b>4</b>	<b>40</b>	<b>2.4</b>



# 12

# KEION BROOKS JR.

Freshman | Forward | 6-7 | 205 lbs | Fort Wayne, Ind. | La Lumiere School

[@KeionB\\_12](#) | [@klbj.xii](#)



## 2019-20 SEASON/CAREER HIGHS

Points	
Season	15, vs. FDU (12/7/19)
Career	15, vs. FDU (12/7/19)
Rebounds	
Season	8, vs. EKU (11/8/19)
Career	8, vs. EKU (11/8/19)
Field Goals	
Season	6, vs. FDU (12/7/19)
Career	6, vs. FDU (12/7/19)
Field Goals Attempted	
Season	11, vs. FDU (12/7/19)
Career	11, vs. FDU (12/7/19)
3-Point Field Goals	
Season	1, 2x, last vs. UAB (11/29/19)
Career	1, 2x, last vs. UAB (11/29/19)
3-Point Field Goals Attempted	
Season	2, 6x, last at South Carolina (1/15/20)
Career	2, 6x, last at South Carolina (1/15/20)
Free Throws	
Season	4, vs. Arkansas (1/18/20)
Career	4, vs. Arkansas (1/18/20)
Free Throws Attempted	
Season	6, 2x, vs. Arkansas (1/18/20)
Career	6, 2x, vs. Arkansas (1/18/20)
Assists	
Season	1, 6x, last vs. Ohio State (12/21/19)
Career	1, 6x, last vs. Ohio State (12/21/19)
Steals	
Season	2, at South Carolina (1/15/20)
Career	2, at South Carolina (1/15/20)
Blocks	
Season	2, vs. Ohio State (12/21/19)
Career	2, vs. Ohio State (12/21/19)
Minutes	
Season	26, vs. GEORGIA TECH (12/14/19)
Career	26, vs. GEORGIA TECH (12/14/19)

MISCELLANEOUS	2019-20	CAREER
Dunks	8	8
Double-Figure Scoring Games	4	4
Double-Figure Rebounding Games	0	0
Games With Double-Double	0	0
Games Led UK in Scoring	0	0
Games Led UK in Rebounding	1	1
Games Led UK in Assists	0	0
Games Led UK in Steals	1	1
Games Led UK in Blocks	1	1
Games With 3+ Assists	0	0
Games With 3+ Blocks	0	0
Games With 3+ Steals	0	0
Games With 3+ 3-Pointers	0	0

- Emerged as a spark in the games at Arkansas and vs. Georgia, posting 10 points and seven rebounds vs. the Razorbacks and eight points and five rebounds vs. the Bulldogs, igniting game-changing runs in both games
- Played an important part in the Wildcats' decisive second-half rally at Arkansas, playing the final 8:49 of the second half with key rebounds and free throws
- Associate head coach Kenny Payne on Brooks' late contributions at Arkansas: "I'm so proud of him. ... He stood up and he came through for us. Really big. Big day for him"
- Back-to-back buckets at the 12-minute mark vs. Georgia began to turn the tide for UK, and his dunk at the 8:51 mark put the Wildcats up 13
- Scored a career-high 15 points to go along with five rebounds vs. Fairleigh Dickinson on 6-of-11 shooting in an efficient 16 minutes of action
- Posted his first double-figure scoring game as a Wildcat against Eastern Kentucky with 11 points
- Ranked the No. 24 overall player by the Recruiting Services Consensus Index
- Averaged 20.1 points and 7.5 rebounds per game for La Lumiere School, which appeared in the GEICO High School Nationals
  - In the semifinals of that tournament scored a team-high 20 points
- La Lumiere produced a 30-1 record and was ranked No. 1 in the country for much of his senior season
- USA Today All-USA Boys Basketball Honorable Mention selection
- Underrated athlete who is considered to be one of the best dunkers on the team with a 37-inch vertical
- Tabbed the Wayne Area Player of the Year and Fort Wayne News Player of the Year
- Scored 15 points in the Jordan Brand Classic

Birthday: Aug. 7

Parents: Keion Sr. and Sarit Brooks

Major: Undeclared/exploratory studies in agriculture

Chose his number because ... It's the same number his dad wore in high school

Did you know? He was an honor roll student in high school and his grandparents have been his life's greatest influences

## Game-By-Game Statistics

Opponent	Date	GS	Min	FG-A	Pct.	3FG-A	Pct.	FT-A	Pct.	Off-Def-Tot	PF	Ast	TO	Blk	Stl	Pts
vs. Michigan St.	11/5/19	15	0-3	.000	0-2	.000	0-0	.000	0-2-2	2	0	1	0	0	0	0
EKU	11/8/19	20	5-7	.714	0-0	.000	1-6	.167	4-4-8	1	0	3	0	0	0	11
EVANSVILLE	11/12/19	21	3-8	.375	0-1	.000	0-0	.000	2-2-4	1	1	0	0	0	0	6
UTAH VALLEY	11/18/19	14	2-3	.667	0-0	.000	1-2	.500	0-4-4	1	0	0	0	0	0	5
MT. ST. MARY'S	11/22/19	18	1-3	.333	0-1	.000	0-1	.000	0-3-3	1	1	0	0	0	1	2
LAMAR	11/24/19	15	3-6	.500	1-2	.500	2-2	1.000	1-2-3	0	0	1	0	0	0	9
UAB	11/29/19	21	2-5	.400	1-1	1.000	0-0	.000	0-4-4	0	1	1	0	0	0	5
FDU	12/7/19	16	6-11	.545	1-2	.500	2-2	1.000	2-3-5	3	1	2	1	1	1	15
GEORGIA TECH	12/14/19	26	4-7	.571	0-0	.000	2-2	1.000	1-3-4	1	1	0	1	1	1	10
vs. Utah	12/18/19	18	4-8	.500	0-2	.000	0-0	.000	2-1-3	2	0	1	0	0	0	8
vs. Ohio State	12/21/19	9	0-3	.000	0-0	.000	0-0	.000	1-0-1	0	1	1	2	0	0	0
LOUISVILLE	12/28/19 *	25	0-4	.000	0-2	.000	2-2	1.000	1-0-1	2	0	2	1	1	1	2
MISSOURI	1/4/20 *	11	1-3	.333	0-1	.000	1-1	1.000	0-1-1	1	0	1	0	0	0	3
at Georgia	1/7/20 *	14	3-4	.750	0-0	.000	0-0	.000	1-0-1	1	0	2	0	0	0	6
ALABAMA	1/11/20 *	10	1-2	.500	0-0	.000	0-0	.000	0-0-0	2	0	1	0	0	0	2
at South Carolina	1/15/20 *	13	0-5	.000	0-2	.000	0-0	.000	3-4-7	3	0	1	1	1	2	0
at Arkansas	1/18/20	17	3-4	.750	0-0	.000	4-6	.667	1-6-7	2	0	3	1	1	1	10
GEORGIA	1/21/20	16	4-7	.571	0-0	.000	0-1	.000	3-2-5	2	0	1	1	1	0	8
at Texas Tech	1/25/20	7	0-0	.000	0-0	.000	0-0	.000	0-0-0	0	0	1	0	0	0	0
VANDERBILT	1/29/20	11	0-2	.000	0-1	.000	0-0	.000	0-2-2	0	0	0	1	0	0	0

## Career Statistics

Year	GP-GS	Min-Avg	FG-FGA	Pct	3FG-FGA	Pct	FT-FTA	Pct	Off-Def-Tot-Avg	PF-FO	Ast	TO	Blk	Stl	Pts	Avg
2019-20	20-5	317-15.9	42-95	.442	3-17	.176	15-25	.600	22-43-65-3.3	25-0	6	22	9	7	102	5.1
TOTAL	20-5	317-15.9	42-95	.442	3-17	.176	15-25	.600	22-43-65-3.3	25-0	6	22	9	7	102	5.1

# 13

# RILEY WELCH

Junior | Guard | 6-0 | 185 lbs | Littleton, Colo. | Chatfield

[@Riley\\_Welch](#) | [@riley\\_welch](#) | [@Riley.Welch.UK](#)

## 2019-20 SEASON/CAREER HIGHS

<b>Points</b>		
Season	-	
Career	5, at Denver (11/12/17)	
<b>Rebounds</b>		
Season	-	
Career	4, vs. UC RIVERSIDE (1/24/18)	
<b>Field Goals</b>		
Season	-	
Career	1, 4x, last at Hawaii (2/24/18)	
<b>Field Goals Attempted</b>		
Season	1, vs. MT. ST. MARY'S (11/22/19)	
Career	3, at Hawaii (2/24/18)	
<b>3-Point Field Goals</b>		
Season	-	
Career	1, 2x, last vs. CHAPMAN (11/14/17)	
<b>3-Point Field Goals Attempted</b>		
Season	-	
Career	1, 8x, last at Hawaii (2/24/18)	
<b>Free Throws</b>		
Season	-	
Career	2, 2x, last vs. UC RIVERSIDE (1/24/18)	
<b>Free Throws Attempted</b>		
Season	-	
Career	2, 2x, last vs. UC RIVERSIDE (1/24/18)	
<b>Assists</b>		
Season	-	
Career	4, vs. CHAPMAN (11/14/17)	
<b>Steals</b>		
Season	1, 2x, last vs. LAMAR (11/24/19)	
Career	1, 4x, last vs. LAMAR (11/24/19)	
<b>Blocks</b>		
Season	-	
Career	-	
<b>Minutes</b>		
Season	1, 3x, last vs. FDU (12/7/19)	
Career	14, vs. UC RIVERSIDE (1/24/18)	

## MISCELLANEOUS 2019-20 CAREER\*

Dunks	0	0
Double-Figure Scoring Games	0	0
Double-Figure Rebounding Games	0	0
Games With Double-Double	0	0
Games Led UK in Scoring	0	0
Games Led UK in Rebounding	0	0
Games Led UK in Assists	0	2
Games Led UK in Steals	0	0
Games Led UK in Blocks	0	0
Games With 3+ Assists	0	2
Games With 3+ Blocks	0	0
Games With 3+ Steals	0	0
Games With 3+ 3-Pointers	0	0

\*includes UC Irvine/Division I statistics

- Four appearances with two steals in the first eight games
- Made first appearance as a Wildcat in regular-season action vs. Eastern Kentucky and recorded a steal
- Saw action in 27 games a season ago at the College of the Desert
- Averaged 8.2 points, 5.0 assists and 3.5 rebounds per game
- Dished out a team-high 134 assists and sunk 31 shots from beyond the arc
- Scored a career-high 29 points vs. San Jacinto on 9-of-11 shooting and 10 of 11 from the free-throw line
- Played at UC Irvine his freshman season, appearing in 27 games
  - Saw double-digit minutes four times
- Scored five points in his collegiate debut at Denver
- Played for Chatfield High School to conclude his prep career
  - Won a league or county championship during all four years of his high school career
- 2016 Chauncey Billups regional champion
- School reached the Colorado High School Activities Association Final Four in 2016
- Two-time All-Conference performer
- Academic All-State



**Birthday:** Sept. 26

**Parents:** John and Jean Welch

**Major:** Liberal studies

### Of note

His dad, John, is an assistant with the Los Angeles Clippers and has coached in the NBA for more than 15 years. He also played for UNLV

### Did you know?

He is a vegetarian and enjoys relaxing at the beach in his free time

## Game-By-Game Statistics

Opponent	Date	GS	Min	FG-A	Pct.	3FG-A	Pct.	FT-A	Pct.	Off-Def-Tot	PF	Ast	TO	Blk	Stl	Pts
vs. Michigan St.	11/5/19				DNP - Coach's Decision											
EKU	11/8/19		<0	0-0	.000	0-0	.000	0-0	.000	0-0-0	0	0	0	0	1	0
EVANSVILLE	11/12/19				DNP - Coach's decision											
UTAH VALLEY	11/18/19				DNP - Coach's decision											
MT. ST. MARY'S	11/22/19	1	0-1	.000	0-0	.000	0-0	.000	0-0-0	0	0	0	0	0	0	0
LAMAR	11/24/19	1	0-0	.000	0-0	.000	0-0	.000	0-0-0	0	0	0	0	1	0	0
UAB	11/29/19				DNP - Coach's decision											
FDU	12/7/19	1	0-0	.000	0-0	.000	0-0	.000	0-0-0	0	0	0	0	0	0	0
GEORGIA TECH	12/14/19				DNP - Coach's decision											
vs. Utah	12/18/19				DNP - Coach's decision											
vs. Ohio State	12/21/19				DNP - Coach's decision											
LOUISVILLE	12/28/19				DNP - Coach's decision											
MISSOURI	1/4/20				DNP - Coach's decision											
at Georgia	1/7/20				DNP - Coach's decision											
ALABAMA	1/11/20				DNP - Coach's decision											
at South Carolina	1/15/20				DNP - Coach's decision											
at Arkansas	1/18/20				DNP - Coach's decision											
GEORGIA	1/21/20				DNP - Coach's decision											
at Texas Tech	1/25/20				DNP - Coach's decision											
VANDERBILT	1/29/20				DNP - Coach's decision											

## Career Statistics

Year	GP-GS	Min-Avg	FG-FGA	Pct	3FG-FGA	Pct	FT-FTA	Pct	Off-Def-Tot-Avg	PF-FO	Ast	TO	Blk	Stl	Pts	Avg
2017-18	27-0	143-5.3	4-13	.308	2-8	.250	4-5	.800	2-12-14-0.5	22-0	15	7	0	2	14	0.5
2019-20	4-0	3-0.8	0-1	.000	0-0	.000	0-0	.000	0-0-0-0.0	0-0	0	0	0	2	0	0.0
<b>TOTAL</b>	<b>31-0</b>	<b>146-4.7</b>	<b>4-14</b>	<b>.286</b>	<b>2-8</b>	<b>.250</b>	<b>4-5</b>	<b>.800</b>	<b>2-12-14-0.5</b>	<b>22-0</b>	<b>15</b>	<b>7</b>	<b>0</b>	<b>4</b>	<b>14</b>	<b>0.5</b>

# 14

# BRENNAN CANADA

Freshman | Forward | 6-6 | 198 lbs | Mount Sterling, Ky. | George Rogers Clark

[@brennanc14](#) | [@brennanc14](#)

## 2019-20 SEASON/CAREER HIGHS

<b>Points</b>		
Season	-	
Career	-	
<b>Rebounds</b>		
Season	-	
Career	-	
<b>Field Goals</b>		
Season	-	
Career	-	
<b>Field Goals Attempted</b>		
Season	-	
Career	-	
<b>3-Point Field Goals</b>		
Season	-	
Career	-	
<b>3-Point Field Goals Attempted</b>		
Season	-	
Career	-	
<b>Free Throws</b>		
Season	-	
Career	-	
<b>Free Throws Attempted</b>		
Season	-	
Career	-	
<b>Assists</b>		
Season	-	
Career	-	
<b>Steals</b>		
Season	-	
Career	-	
<b>Blocks</b>		
Season	-	
Career	-	
<b>Minutes</b>		
Season	1, 3x, last vs. FDU (12/7/19)	
Career	1, 2x, last vs. LAMAR (11/24/19)	
<b>MISCELLANEOUS</b>		
	<b>2019-20</b>	<b>CAREER</b>
Dunks	0	0
Double-Figure Scoring Games	0	0
Double-Figure Rebounding Games	0	0
Games With Double-Double	0	0
Games Led UK in Scoring	0	0
Games Led UK in Rebounding	0	0
Games Led UK in Assists	0	0
Games Led UK in Steals	0	0
Games Led UK in Blocks	0	0
Games With 3+ Assists	0	0
Games With 3+ Blocks	0	0
Games With 3+ Steals	0	0
Games With 3+ 3-Pointers	0	0

- Four appearances in the first eight games
- Made first appearance as a Wildcat in regular-season action vs. Eastern Kentucky
- Walk-on who is one of the best prospects from the state of Kentucky
- Capped his high school career with 1,371 career points and 776 rebounds
- Two-year captain
- Named an All-10th Region First Team selection
- Averaged 15.0 points and 9.5 rebounds per game as a senior
  - Had 13 double-doubles
- Double-digit scorer over his final three seasons
- Three-time All-District Team selection and a three-time All-District Tournament Team pick
- Team claimed two District 40 titles
  - 10th Region runners-up in 2019



**Birthday:** July 15

**Parents:** Lynn and Melissa Canada

**Major:** Marketing

**Proudest basketball moment is ...**  
Winning back-to-back district titles

**Did you know?**  
He and UK teammate Dontaie Allen were AAU teammates and have been friends since seventh grade

## Game-By-Game Statistics


Opponent	Date	GS	Min	FG-A	Pct.	3FG-A	Pct.	FT-A	Pct.	Off-Def-Tot	PF	Ast	TO	Blk	Stl	Pts
vs. Michigan St.	11/5/19	DNP - Coach's Decision														
EKU	11/8/19	<0	0-0	.000	0-0	.000	0-0	.000	0-0-0	0	0	1	0	0	0	0
EVANSVILLE	11/12/19	DNP - Coach's decision														
UTAH VALLEY	11/18/19	DNP - Coach's decision														
MT. ST. MARY'S	11/22/19	1	0-0	.000	0-0	.000	0-0	.000	0-0-0	0	0	0	0	0	0	0
LAMAR	11/24/19	1	0-0	.000	0-0	.000	0-0	.000	0-0-0	0	0	0	0	0	0	0
UAB	11/29/19	DNP - Coach's decision														
FDU	12/7/19	1	0-0	.000	0-0	.000	0-0	.000	0-0-0	0	0	0	0	0	0	0
GEORGIA TECH	12/14/19	DNP - Coach's decision														
vs. Utah	12/18/19	DNP - Coach's decision														
vs. Ohio State	12/21/19	DNP - Coach's decision														
LOUISVILLE	12/28/19	DNP - Coach's decision														
MISSOURI	1/4/20	DNP - Coach's decision														
at Georgia	1/7/20	DNP - Coach's decision														
ALABAMA	1/11/20	DNP - Coach's decision														
at South Carolina	1/15/20	DNP - Coach's decision														
at Arkansas	1/18/20	DNP - Coach's decision														
GEORGIA	1/21/20	DNP - Coach's decision														
at Texas Tech	1/25/20	DNP - Coach's decision														
VANDERBILT	1/29/20	DNP - Coach's decision														

## Career Statistics

Year	GP-GS	Min-Avg	FG-FGA	Pct	3FG-FGA	Pct	FT-FTA	Pct	Off-Def-Tot-Avg	PF-FO	Ast	TO	Blk	Stl	Pts	Avg
2019-20	4-0	3-0.8	0-0	.000	0-0	.000	0-0	.000	0-0-0-0.0	0-0	0	1	0	0	0	0.0
<b>TOTAL</b>	<b>4-0</b>	<b>3-0.8</b>	<b>0-0</b>	<b>.000</b>	<b>0-0</b>	<b>.000</b>	<b>0-0</b>	<b>.000</b>	<b>0-0-0-0.0</b>	<b>0-0</b>	<b>0</b>	<b>1</b>	<b>0</b>	<b>0</b>	<b>0</b>	<b>0.0</b>







## 2019-20 SEASON/CAREER HIGHS

<b>Points</b>		
Season	25, vs. FDU (12/7/19)	
Career	25, vs. FDU (12/7/19)	
<b>Rebounds</b>		
Season	10, vs. Utah (12/18/19)	
Career	13, vs. SOUTH CAROLINA (2/5/19)	
<b>Field Goals</b>		
Season	12, vs. FDU (12/7/19)	
Career	12, vs. FDU (12/7/19)	
<b>Field Goals Attempted</b>		
Season	16, vs. FDU (12/7/19)	
Career	16, vs. FDU (12/7/19)	
<b>3-Point Field Goals</b>		
Season	1, vs. MT. ST. MARY'S (11/22/19)	
Career	1, 3x, last vs. MT. ST. MARY'S (11/22/19)	
<b>3-Point Field Goals Attempted</b>		
Season	2, vs. LAMAR (11/24/19)	
Career	2, vs. MISSISSIPPI STATE (1/22/19)	
<b>Free Throws</b>		
Season	4, at South Carolina (1/15/20)	
Career	4, at South Carolina (1/15/20)	
<b>Free Throws Attempted</b>		
Season	5, at South Carolina (1/15/20)	
Career	5, at South Carolina (1/15/20)	
<b>Assists</b>		
Season	2, at Georgia (1/7/20)	
Career	2, 5x, last at Georgia (1/7/20)	
<b>Steals</b>		
Season	1, 3x, GEORGIA (1/21/20)	
Career	3, vs. Wofford (3/23/19)	
<b>Blocks</b>		
Season	3, vs. LAMAR (11/24/19)	
Career	4, at Ole Miss (3/5/19)	
<b>Minutes</b>		
Season	31, vs. UAB (11/29/19)	
Career	31, vs. UAB (11/29/19)	
<b>MISCELLANEOUS</b>		
	<b>2019-20</b>	<b>CAREER</b>
Dunks	10	28
Double-Figure Scoring Games	3	5
Double-Figure Rebounding Games	1	3
Games With Double-Double	0	1
Games Led UK in Scoring	2	2
Games Led UK in Rebounding	2	5
Games Led UK in Assists	0	0
Games Led UK in Steals	0	6
Games Led UK in Blocks	3	17
Games With 3+ Assists	0	0
Games With 3+ Blocks	1	4
Games With 3+ Steals	0	1
Games With 3+ 3-Pointers	0	0

- Posted 10 points and six rebounds in the home game vs. Georgia for his first double-figure scoring game since Dec. 7 vs. Fairleigh Dickinson
- Contributed 24 productive minutes vs. Alabama with eight points (4-of-6 shooting) and six rebounds
  - The Wildcats were plus-19 with him on the floor, a team best
- Pitched in with eight points and a game-high 10 rebounds against Utah
  - First double-figure rebounding game of the season and third of his career
- Set a career-high scoring mark for the second straight game with 25 points against Fairleigh Dickinson to go along with nine rebounds
  - Became the first Wildcat with at least 12 makes since Shai Gilgeous-Alexander made 12 vs. Vanderbilt on Jan. 30, 2018
  - Averaged 13.8 points, 6.8 rebounds and 64.1% shooting in the first four games after returning from a right ankle sprain
  - Scored a career-high 4 free throws in 5 attempts
- After missing three games with a right ankle injury, led UK with a plus-29 mark – the best on the team – vs. Mount St. Mary's in just 15 minutes of play
- Declared for the NBA Draft but elected to return for his sophomore season
- Preseason All-SEC Second Team selection by the league's media and coaches
- Karl Malone Award watch list for the nation's top power forward, as awarded by the Naismith Memorial Basketball Hall of Fame
- Started nine of final 11 games last season. UK was 8-1 in those games and 9-1 when he started
- Finished third on the team with 38 blocks, including a career-high four at Ole Miss
- Grabbed 11 rebounds in his NCAA Tournament debut against Abilene Christian
- Had his best game as a freshman vs. South Carolina, notching his first career double-double with 11 points and 13 rebounds, both career highs
- Averaged 25.6 points, 13.6 rebounds and 4.3 assists per game as a senior at Wheeler High School
- McDonald's All American
- Five-star recruit out of high school and ranked as high as No. 6 overall by 247 Sports

**Birthday:** Sept. 12  
**Parents:** Efrem and Glenda Montgomery  
**Major:** Community and leadership development  
**He's currently watching ...**  
 Money Heist on Netflix  
**Did you know?**  
 Favorite restaurant in Lexington is The Local Taco

## Game-By-Game Statistics

Opponent	Date	GS	Min	FG-A	Pct.	3FG-A	Pct.	FT-A	Pct.	Off-Def-Tot	PF	Ast	TO	Blk	Stl	Pts
vs. Michigan St.	11/5/19	*	14	2-6	.333	0-0	.000	0-2	.000	0-2-2	1	0	1	2	0	4
EKU	11/8/19		DNP - Right ankle sprain													
EVANSVILLE	11/12/19		DNP - Right ankle sprain													
UTAH VALLEY	11/18/19		DNP - Right ankle sprain													
MT. ST. MARY'S	11/22/19		15	3-4	.750	1-1	1.000	0-0	.000	1-5-6	4	1	1	0	0	7
LAMAR	11/24/19		22	3-6	.500	0-2	.000	1-3	.333	1-3-4	0	0	2	3	0	7
UAB	11/29/19	*	31	7-13	.538	0-1	.000	2-2	1.000	2-6-8	3	0	1	2	0	16
FDU	12/7/19	*	27	12-16	.750	0-1	.000	1-2	.500	4-5-9	2	0	1	1	1	25
GEORGIA TECH	12/14/19	*	20	0-4	.000	0-0	.000	0-0	.000	1-2-3	2	1	0	0	0	0
vs. Utah	12/18/19	*	29	4-8	.500	0-0	.000	0-0	.000	4-6-10	2	1	1	0	1	8
vs. Ohio State	12/21/19	*	28	2-4	.500	0-0	.000	0-0	.000	2-3-5	3	1	0	0	0	4
LOUISVILLE	12/28/19	*	25	2-5	.400	0-0	.000	0-0	.000	0-5-5	4	1	1	2	0	4
MISSOURI	1/4/20	*	23	1-4	.250	0-0	.000	1-2	.500	2-2-4	3	0	2	1	0	3
at Georgia	1/7/20	*	21	1-3	.333	0-0	.000	0-1	.000	2-5-7	2	2	2	0	0	2
ALABAMA	1/11/20	*	25	4-6	.667	0-0	.000	0-0	.000	0-6-6	1	0	1	1	0	8
at South Carolina	1/15/20	*	26	1-4	.250	0-0	.000	4-5	.800	0-5-5	5	0	1	1	0	6
at Arkansas	1/18/20	*	17	0-1	.000	0-0	.000	1-2	.500	0-2-2	5	1	3	1	0	1
GEORGIA	1/21/20	*	19	4-6	.667	0-0	.000	2-3	.667	3-3-6	3	0	2	2	1	10
at Texas Tech	1/25/20	*	25	1-3	.333	0-0	.000	2-2	1.000	2-3-5	3	1	0	0	0	4
VANDERBILT	1/29/20	*	26	4-5	.800	0-0	.000	1-1	1.000	2-2-4	2	1	2	0	0	9

## Career Statistics

Year	GP-GS	Min-Avg	FG-FGA	Pct	3FG-FGA	Pct	FT-FTA	Pct	Off-Def-Tot-Avg	PF-FO	Ast	TO	Blk	Stl	Pts	Avg
2018-19	37-10	558-15.1	60-125	.480	2-10	.200	17-30	.567	62-88-150-4.1	79-0	15	29	38	16	139	3.8
2019-20	17-15	396-23.3	51-98	.520	1-5	.200	15-25	.600	26-65-91-5.4	45-2	10	21	16	3	118	6.9
<b>TOTAL</b>	<b>54-25</b>	<b>954-17.7</b>	<b>111-223</b>	<b>.498</b>	<b>3-15</b>	<b>.200</b>	<b>32-55</b>	<b>.582</b>	<b>88-153-241-4.5</b>	<b>124-2</b>	<b>25</b>	<b>50</b>	<b>54</b>	<b>19</b>	<b>257</b>	<b>4.8</b>



# BOX SCORES

## GAME 1

### #2/2 KENTUCKY 69, #1/1 MICHIGAN STATE 62

Michigan St. - 62		Kentucky - 69	
NO. Name	Min. FG 3P FT Rebounds Points	NO. Name	Min. FG 3P FT Rebounds Points
11 Aaron Henry	F 22:15 4/7 1/3 0/0 2 2 0 0 0 1 4	1 Nate Sestina	F 25:31 4/8 1/3 0/0 4 3 12 4 5 8 1 7
15 Thomas Kihner	F 18:53 3/3 0/0 1/1 2 3 4 1 7 1 1 0 0 0 4	2 Kahlil Whitney	F 25:38 2/5 0/0 0/0 4 4 5 0 0 4 0 0 0 3
23 Xavier Tillman	F 29:18 3/8 0/3 1/2 7 9 4 5 7 1 3 0 0 1 11	4 Nick Richards	F 14:52 4/11 0/0 5/5 1 0 10 3 4 1 1 0 1 10
2 Rokee White	G 16:40 0/2 0/0 0 0 0 0 0 0 2 3 0 0 1 2	5 Immanuel Quikley	G 29:45 1/6 0/0 2/2 2 2 3 1 0 2 0 0 0 5
5 Cassius Winston	G 32:21 5/12 1/11 0 1 1 4 8 21 4 3 1 0 0 0 0	3 Tyrone Maxey	G 31:25 7/12 3/7 3/4 9 10 5 5 3 28 1 1 0 0 3
44 Kyle Brown	20:46 3/0 0/0 0 0 3 3 0 0 0 0 1 0 0 0 14	12 Keon Brooks Jr.	F 15:57 2/3 0/0 1/2 2 2 1 4 1 1 5 0 0 0 9
25 Malik Hall	09:12 0/2 0/0 0 1 2 3 0 1 0 1 0 0 0 12	23 EJ Montgomery	F 14:39 2/6 0/0 1/2 2 2 1 1 4 0 1 2 1 1 7
30 Marcus Ingram Jr.	17:52 3/4 0/1 1/4 2 4 6 0 2 7 1 2 1 1 0 9	21 Aayan Sohal	G 30:31 5/14 0/0 2/2 2 2 4 4 1 0 1 0 0 14
13 Foster Loyer	00:00 0/0 0/0 0 0 1 0 0 0 0 0 0 0 0 0 0	10 Johnny Juzang	G 20:06 0/0 0/0 0 0 0 1 0 0 0 0 0 0 0 0
34 Julius Marble	04:19 0/0 0/0 0 1 2 1 0 0 0 0 0 0 0 0 4	14 Brennan Canada	00:24 0/0 0/0 0 0 0 0 0 0 0 0 0 0 0 0
10 Jack Holroyd	00:07 0/0 0/0 0 0 1 0 0 0 0 0 0 0 0 0 0	23 Ben Jordan	00:00 0/0 0/0 0 0 0 0 0 0 0 0 0 0 0 0
Team	0 0 0 0 0 0 0 0 0 1 1	Team	0 0 0 0 0 0 0 0 0 1 1
Totals	22:56 15/28 13/18 7 23 32 22 20 62 14 16 4 2 3 17	Totals	23:00 19/33 12/13 17 29 38 18 18 77 11 14 2 0 2 3

Kentucky - 69		Michigan State - 62	
NO. Name	Min. FG 3P FT Rebounds Points	NO. Name	Min. FG 3P FT Rebounds Points
1 Nate Sestina	F 25:31 4/8 1/3 0/0 4 3 12 4 5 8 1 7	11 Aaron Henry	F 22:15 4/7 1/3 0/0 2 2 0 0 0 1 4
2 Kahlil Whitney	F 25:38 2/5 0/0 0/0 4 4 5 0 0 4 0 0 0 3	15 Thomas Kihner	F 18:53 3/3 0/0 1/1 2 3 4 1 7 1 1 0 0 0 4
23 EJ Montgomery	F 14:39 2/6 0/0 1/2 2 2 1 1 4 0 1 2 1 1 7	23 Xavier Tillman	F 29:18 3/8 0/3 1/2 7 9 4 5 7 1 3 0 0 1 11
3 Tyrone Maxey	G 31:25 7/12 3/7 3/4 9 10 5 5 3 28 1 1 0 0 3	2 Rokee White	G 16:40 0/2 0/0 0 0 0 0 0 0 2 3 0 0 1 2
5 Immanuel Quikley	G 29:45 1/6 0/0 2/2 2 2 3 1 0 2 0 0 0 0 5	5 Cassius Winston	G 32:21 5/12 1/11 0 1 1 4 8 21 4 3 1 0 0 0 0
12 Keon Brooks Jr.	F 15:57 2/3 0/0 1/2 2 2 1 4 1 1 5 0 0 0 9	44 Kyle Brown	20:46 3/0 0/0 0 0 3 3 0 0 0 0 1 0 0 0 14
23 EJ Montgomery	F 14:39 2/6 0/0 1/2 2 2 1 1 4 0 1 2 1 1 7	25 Malik Hall	09:12 0/2 0/0 0 1 2 3 0 1 0 1 0 0 0 12
21 Aayan Sohal	G 30:31 5/14 0/0 2/2 2 2 4 4 1 0 1 0 0 14	30 Marcus Ingram Jr.	17:52 3/4 0/1 1/4 2 4 6 0 2 7 1 2 1 1 0 9
10 Johnny Juzang	G 20:06 0/0 0/0 0 0 0 1 0 0 0 0 0 0 0 0	13 Foster Loyer	00:00 0/0 0/0 0 0 1 0 0 0 0 0 0 0 0 0
14 Brennan Canada	00:24 0/0 0/0 0 0 0 0 0 0 0 0 0 0 0 0	34 Julius Marble	04:19 0/0 0/0 0 1 2 1 0 0 0 0 0 0 0 4
23 Ben Jordan	00:00 0/0 0/0 0 0 0 0 0 0 0 0 0 0 0 0	10 Jack Holroyd	00:07 0/0 0/0 0 0 1 0 0 0 0 0 0 0 0 0
Team	0 0 0 0 0 0 0 0 0 1 1	Team	0 0 0 0 0 0 0 0 0 1 1
Totals	19:50 6/18 25/32 5 25 30 20 69 9 10 4 1 3 17	Totals	22:56 15/28 13/18 7 23 32 22 20 62 14 16 4 2 3 17

Biggest lead		Points from		Period by Period Scoring	
1st	2nd	Turnovers	1st	2nd	TOT
11:19:40	12:27:10	6	21	1st	TOT
11:19:40	11:19:23	3	26	2nd	TOT
Lead Changes	0	0	0	UKY	34 38 67
Times Tied	3	15	20	MSU	24 35 69
Time with Lead	00:38	37:22	Bench	18	33

## GAME 2

### #2/2 KENTUCKY 91, EASTERN KENTUCKY 49

Eastern Ky. - 49		Kentucky - 91	
NO. Name	Min. FG 3P FT Rebounds Points	NO. Name	Min. FG 3P FT Rebounds Points
5 Cassie Hicks	F 26:51 1/3 0/0 0/0 1 1 4 3 1 1 0 0 0 2 34	1 Nate Sestina	F 29:31 3/6 1/3 5/7 3 8 11 2 4 12 2 2 2 0 29
11 Houston Brown	G 18:57 2/9 1/3 0/0 2 2 2 1 5 0 9 0 0 1 30	2 Kahlil Whitney	F 25:31 2/4 0/1 5/5 7 3 11 2 3 11 1 2 0 0 13
14 Jamarion King	G 16:36 0/4 0/0 0 0 1 1 0 1 0 0 0 0 2 0 32	4 Nick Richards	F 10:11 10/11 0/0 1 2 19 10 2 3 21 1 2 0 4 0 25
12 Tre King	G 25:15 3/8 0/1 0/0 2 1 3 0 1 6 0 0 1 0 0 29	3 Tyrone Maxey	G 32:39 5/9 3/3 1/9 1 6 7 2 3 11 2 0 0 0 39
12 TY Taylor	27:40 2/6 2/5 3/3 2 2 1 1 9 0 1 1 0 0 0 39	5 Immanuel Quikley	G 27:54 4/10 1/3 0/0 1 6 7 1 2 18 1 0 0 0 29
30 Rashad CHUCKSHANK	29:20 2/6 0/1 0/1 1 1 4 2 5 21 2 0 0 0 22	12 Keon Brooks Jr.	F 25:44 2/6 0/5 3/3 0 3 0 3 0 9 13 4 1 0 10 10
21 Michael MORENO	13:53 0/2 0/0 0 1 2 1 0 0 0 2 2 1 0 0 0 0	10 Johnny Juzang	20:01 5/7 0/0 1/6 4 8 1 3 11 0 0 0 0 14
1 Jacques Hobbs	21:43 2/7 0/2 2/2 0 7 7 2 1 9 5 2 2 0 0 16	13 Riley Welch	00:24 0/0 0/0 0 0 0 0 0 0 0 0 0 0 0 0
24 Michael MORENO	20:05 4/9 4/9 2/2 4 5 11 0 1 1 0 0 0 0 17	14 Brennan Canada	00:00 0/0 0/0 0 0 0 0 0 0 0 0 0 0 0 0
23 Cameron Chemical	02:33 0/1 0/1 0/0 0 0 0 0 0 0 0 0 0 0 0 2	23 Ben Jordan	00:00 0/0 0/0 0 0 0 0 0 0 0 0 0 0 0 0
25 Mason Cooper	00:07 0/0 0/0 0 0 0 0 0 0 0 0 0 0 0 0 0	Team	0 0 0 0 0 0 0 0 0 1 1
Team	0 0 0 0 0 0 0 0 0 1 1	Team	0 0 0 0 0 0 0 0 0 1 1
Totals	16:44 9/33 11/14 4 21 25 13 49 21 21 10 5 4 2	Totals	34:42 31/41 23/32 12 42 54 13 21 81 17 8 0 0 2 62

Biggest lead		Points from		Period by Period Scoring	
1st	2nd	Turnovers	1st	2nd	TOT
0:11:20	14:11:34	12	54	1st	TOT
8:11:20	14:11:34	12	54	2nd	TOT
Lead Changes	0	0	0	UKY	25 24 49
Times Tied	0	3	30	MSU	46 45 91
Time with Lead	00:00	30:45	Bench	15	31

## GAME 3

### EVANSVILLE 67, #1/2 KENTUCKY 64

Evansville - 67		Kentucky - 64	
NO. Name	Min. FG 3P FT Rebounds Points	NO. Name	Min. FG 3P FT Rebounds Points
13 Da'Andre Williams	F 25:18 4/5 0/4 1/1 1 3 4 5 3 9 3 1 2 0 0 5	1 Nate Sestina	F 29:17 2/4 0/1 5/5 7 4 5 3 4 9 2 0 1 0 7
35 John Hall	F 15:46 1/5 1/4 0/0 1 1 2 4 0 0 1 0 1 0 0 0 7	2 Kahlil Whitney	F 25:38 2/4 0/1 5/5 7 3 11 2 3 11 1 2 0 0 13
30 Noah Freudenreich	G 23:46 3/8 2/7 1/1 0 0 1 3 4 1 1 0 1 0 0 0 13	4 Nick Richards	F 10:11 10/11 0/0 1 2 19 10 2 3 21 1 2 0 4 0 25
33 K.J. Riley	G 20:20 4/2 2/2 0/0 1 3 4 4 7 18 1 1 0 0 1 0	3 Tyrone Maxey	G 32:39 5/9 3/3 1/9 1 6 7 2 3 11 2 0 0 0 39
15 Stephen Chubb	20:01 1/2 1/1 0/0 0 1 1 0 2 1 0 0 0 0 0 3	5 Immanuel Quikley	G 27:54 4/10 1/3 0/0 1 6 7 1 2 18 1 0 0 0 29
10 Evan Kuhlman	27:43 0/3 0/0 0 1 1 1 0 0 1 0 1 0 1 0 1 7	12 Keon Brooks Jr.	F 25:44 2/6 0/5 3/3 0 3 0 3 0 9 13 4 1 0 10 10
2 Arthur Labrovicz	18:28 3/9 0/4 0/0 1 2 3 0 1 6 2 0 0 0 0 11	10 Johnny Juzang	20:01 5/7 0/0 1/6 4 8 1 3 11 0 0 0 0 14
20 Evan Cornish	20:41 2/7 2/7 3/4 2 4 2 4 6 2 3 17 1 0 0 0 17	13 Riley Welch	00:24 0/0 0/0 0 0 0 0 0 0 0 0 0 0 0 0
1 Marcus Henderson	10:13 0/0 0/0 0 0 0 0 0 0 0 0 0 0 0 0 0	14 Brennan Canada	00:00 0/0 0/0 0 0 0 0 0 0 0 0 0 0 0 0
4 Devan Straub	00:13 0/0 0/0 0 0 0 0 0 0 0 0 0 0 0 0 0	23 Ben Jordan	00:00 0/0 0/0 0 0 0 0 0 0 0 0 0 0 0 0
Team	0 0 0 0 0 0 0 0 0 1 1	Team	0 0 0 0 0 0 0 0 0 1 1
Totals	23:00 19/32 12/13 17 29 38 18 18 77 11 14 2 0 2 3	Totals	20:54 14/17 20/25 8 27 35 18 18 64 6 13 6 2 0 3

Biggest lead		Points from		Period by Period Scoring	
1st	2nd	Turnovers	1st	2nd	TOT
5:11:16	11:19:07	16	30	1st	TOT
5:11:16	11:19:07	16	30	2nd	TOT
Lead Changes	7	0	0	UKY	34 33 67
Times Tied	13	16	16	MSU	30 34 64
Time with Lead	29:34	35:44	Bench	26	21

## GAME 4

### #9/10 KENTUCKY 82, UTAH VALLEY 74

Utah Valley - 74		Kentucky - 82	
NO. Name	Min. FG 3P FT Rebounds Points	NO. Name	Min. FG 3P FT Rebounds Points
13 Brandon Worley	G 22:33 1/0 0/0 0 0 2 2 0 2 0 0 0 0 0 2	1 Nate Sestina	F 34:10 2/8 0/3 4/4 3 9 12 4 5 8 1 3 0 0 1 7
21 Washington	G 15:45 8/18 5/12 1/2 1 4 5 3 1 22 5 0 0 0 1 12	2 Kahlil Whitney	F 25:38 2/5 0/0 0/0 4 4 5 0 0 4 0 0 0 0 3
11 Brandon Averette	G 28:30 3/11 3/7 2/4 2 2 2 2 2 8 3 1 2 0 0 12	4 Nick Richards	F 14:52 4/11 0/0 5/5 1 0 10 3 4 1 1 0 1 10
22 Gordon Justice	G 15:57 1/6 0/0 0 0 1 1 2 4 0 0 0 0 0 0 6	5 Immanuel Quikley	G 29:45 1/6 0/0 2/2 2 2 3 1 0 2 0 0 0 0 5
24 Trey Woodbury	G 35:42 5/11 3/7 2/4 2 1 3 3 4 17 1 2 0 0 1 8	3 Tyrone Maxey	G 31:25 7/12 3/7 3/4 9 10 5 5 3 28 1 1 0 0 3
2 Jamison Overton	27:06 4/8 0/0 2/5 0 1 1 1 2 3 10 1 0 0 5 5	12 Keon Brooks Jr.	F 15:57 2/3 0/0 1/2 2 2 1 4 1 1 5 0 0 0 9
5 Cameron Okobaku	16:00 1/4 0/0 1/1 4 4 1 3 0 0 0 2 0 0 1 1	23 EJ Montgomery	F 14:39 2/6 0/0 1/2 2 2 1 1 4 0 1 2 1 1 7
5 Cayli Egit Harris	24:31 3/5 2/4 2 2 2 2 2 2 9 4 0 2 0 0 3	21 Aayan Sohal	G 30:31 5/14 0/0 2/2 2 2 4 4 1 0 1 0 0 14
Team	0 0 0 0 0 0 0 0 0 1 1	10 Johnny Juzang	G 20:06 0/0 0/0 0 0 0 1 0 0 0 0 0 0 0 0
Totals	26:84 11/31 11/18 9 18 27 14 17 4 7 4 5 2 8	14 Brennan Canada	00:24 0/0 0/0 0 0 0 0 0 0 0 0 0 0 0 0

Biggest lead		Points from		Period by Period Scoring	
1st	2nd	Turnovers	1st	2nd	TOT
11:19:06	12:27:10	11	8	1st	TOT
11:19:06	12:27:10	11	8	2nd	TOT
Lead Changes	0	0	0	UKY	37 47 82
Times Tied	5	11	25	MSU	47 47 82
Time with Lead	01:23	34:36	Bench	22	9

## GAME 5

### #9/10 KENTUCKY 82, MOUNT ST. MARY'S 62

Mount St. Mary's - 62		Kentucky - 82	
NO. Name	Min. FG 3P FT Rebounds Points	NO. Name	Min. FG 3P FT Rebounds Points
11 Nicholas Collin Nnamani	F 16:20 1/3 0/0 0/0 1 1 2 0 0 2 0 0 0 0 2	1 Nate Sestina	F 29:31 3/6 1/3 5/7 3 8 11 2 4 12 2 2 2 0 29
23 Nana Opanu	F 31:58 1/3 1/3 2/4 0 5 5 1 2 5 0 1 2 1 0 19	2 Kahlil Whitney	F 25:31 2/4 0/1 5/5 7 3 11 2 3 11 1 2 0 0 13
4 Nick Jefferson	F 25:38 5/7 0/0 0 2 3 2 5 1 1 0 1 1 1 0 1 14	4 Nick Richards	F 10:11 10/11 0/0 1 2 19 10 2 3 21 1 2 0 4 0 25
2 John Gibson	F 31:52 3/4 1/3 0/0 1 1 1 2 0 7 1 1 2 0 0 16	3 Tyrone Maxey	G 32:39 5/9 3/3 1/9 1 6 7 2 3 11 2 0 0 0 39
15 Damian Chung Qui	G 32:33 3/9 1/4 4/4 1 1 3 4 1 1 3 4 1 0 0 0 1 31	5 Immanuel Quikley	G 27:54 4/10 1/3 0/0 1 6 7 1 2 18 1 0 0 0 29
13 Omar Halawi	25:48 4/9 1/5 1/2 3 4 7 2 2 20 0 0 0 0 0 20	12 Keon Brooks Jr.	F 25:44 2/6 0/5 3/3 0 3 0 3 0 9 13 4 1 0 10 10
23 Brandon Letwich	09:48 3/6 0/1 4/4 1 3 4 0 3 10 1 0 1 0 4 4	10 Johnny Juzang	20:01 5/7 0/0 1/6 4 8 1 3 11 0 0 0 0 14
13 Ryan Miller	10:55 0/2 0/2 0 0 1 1 2 0 0 1 1 0 0 0 2 7	13 Riley Welch	00:24 0/0 0/0 0 0 0 0 0 0 0 0 0 0 0 0
1 Dea Barnes	02:42 0/2 0/2 0 0 1 1 1 1 1 1 0 0 0 0 0 3	14 Brennan Canada	00:00 0/0 0/0 0 0 0 0 0 0 0 0 0 0 0 0
23 Brandon Letwich	09:48 3/6 0/1 4/4 1 3 4 0 3 10 1 0 1 0 4 4	23 Ben Jordan	00:00 0/0 0/0 0 0 0 0 0 0 0 0 0 0 0 0
5 Ayan Teal	02:31 1/3 0/0 0 0 1 1 0 0 2 0 0 0 0 0 2	Team	0 0 0 0 0 0 0 0 0 1 1
12 Col Desbill	00:50 0/0 0/0 0 0 0 0 0 0 0 0 0 0 0 0 0	Team	0 0 0 0 0 0 0 0 0 1 1
Team	0 0 0 0 0 0 0 0 0 1 1	Team	0 0 0 0 0 0 0 0 0 1 1
Totals	22:01 5/24 13/18 10 21 31 16 14 62 8 10 5 2 3 20	Totals	30:50 36/15 16/18 29 35 114 19 62 112 12 4 3 2 20

Biggest lead		Points from		Period by Period Scoring	
1st	2nd	Turnovers	1st	2nd	TOT
11:19:06	12:27:10	6	10	1st	TOT
11:19:06	12:27:10	6			

# BOX SCORES

## GAME 10 UTAH 69, #6/6 KENTUCKY 66

Official Basketball Box Score - Final													Game Time: 4:00 AM												
Utah at Kentucky													12/19/19 Home												
2019-20 Men's Basketball													Officials: Gerry Pollock, Chris Reardon, Tony Dreese												
<b>Utah - 69</b>													<b>Record: 9-2</b>												
NO.	NAME	MIN	FG	3P	FT	Rebounds	Fouls	TP	AS	TS	ST	Blocks	PF	Shooting %	Period										
11	Timmy Allen	F	5/20	5/11	0/1	9/12	0	2	2	1	7	2	4	4	0	3	3								
21	Riley Bant	F	28/53	4/5	2/3	0/0	2	2	2	4	10	2	2	0	0	0	11								
35	Brandon Carlson	C	0/24	0/0	0/0	0/0	0	0	0	0	0	0	0	0	0	0	4								
11	Boji Gash	G	34/40	5/10	3/5	1/3	0	4	6	2	2	14	1	3	0	0	6								
15	Rylan Jones	G	38/04	3/4	3/5	0/2	2	4	7	12	6	0	0	0	0	0	4								
32	Lahli Thibodeau	F	22/41	1/1	0/0	2	3	5	2	1	4	0	0	0	0	0	7								
20	Mikael Jantunen	F	28/41	0/5	0/1	3	2	2	2	2	0	0	0	0	0	0	16								
5	Jaxson Breunlich	07/36	0/2	0/1	0/0	0	0	0	0	0	0	0	0	0	0	0	4								
<b>Totals</b>													<b>29-42 (65.15)</b>												
<b>Utah</b>													<b>29-42 (65.15)</b>												
<b>Technical Fouls:</b> NONE													<b>Technical Fouls:</b> NONE												

Shooting By Period													Technical Fouls												
1st													1st												
2nd													2nd												
3rd													3rd												
4th													4th												
5th													5th												
6th													6th												
7th													7th												
8th													8th												
9th													9th												
10th													10th												
11th													11th												
12th													12th												
13th													13th												
14th													14th												
15th													15th												
16th													16th												
17th													17th												
18th													18th												
19th													19th												
20th													20th												
21st													21st												
22nd													22nd												
23rd													23rd												
24th													24th												
25th													25th												
26th													26th												
27th													27th												
28th													28th												
29th													29th												
30th													30th												
31st													31st												
32nd													32nd												
33rd													33rd												
34th													34th												
35th													35th												
36th													36th												
37th													37th												
38th													38th												
39th													39th												
40th													40th												
41st													41st												
42nd													42nd												
43rd													43rd												
44th													44th												
45th													45th												
46th													46th												
47th													47th												
48th													48th												
49th													49th												
50th													50th												
51st													51st												
52nd													52nd												
53rd													53rd												
54th													54th												
55th													55th												
56th													56th												
57th													57th												
58th													58th												
59th													59th												
60th													60th												
61st													61st												
62nd													62nd												
63rd													63rd												
64th													64th												
65th													65th												
66th													66th												
67th													67th												
68th													68th												
69th													69th												
70th													70th												
71st													71st												
72nd													72nd												
73rd													73rd												
74th													74th												
75th													75th												
76th													76th												
77th													77th												
78th													78th												
79th													79th												
80th													80th												
81st													81st												
82nd													82nd												
83rd													83rd												
84th													84th												
85th													85th												
86th													86th												
87th													87th												
88th													88th												
89th													89th												
90th													90th												
91st													91st												
92nd													92nd												
93rd													93rd												
94th													94th												
95th													95th												
96th													96th												
97th													97th												
98th													98th												
99th													99th												
100th													100th												
101st													101st												
102nd													102nd												
103rd													103rd												
104th													104th												
105th													105th												
106th													106th												
107th													107th												
108th													108th												
109th													109th												
110th													110th												
111st													111st												
112nd													112nd												
113rd													113rd												
114th													114th												
115th													115th												
116th													116th												
117th													117th												
118th													118th												
119th													119th												
120th													120th												
121st													121st												
122nd													122nd												
123rd													123rd												
124th													124th												
125th													125th												
126th													126th												
127th													127th												
128th													128th												
129th													129th												
130th													130th												
131st													131st												
132nd													132nd												
133rd													133rd												
134th													134th												
135th													135th												
136th													136th												
137th													137th												
138th													138th												
139th													139th												
140th													140th												
141st													141st												
142nd													142nd												
143rd													143rd												
144th													144th												
145th													145th												
146th													146th												
147th													147th												
148th													148th												
149th													149th												
150th													150th												
151st													151st												
152nd													152nd												
153rd													153rd												
154th													154th												
155th													155th												
156th													156th												
157th													157th												
158th													158th												
159th													159th												
160th													160th												
161st													161st												
162nd													162nd												
163rd													163rd												
164th													164th												
165th													165th												
166th													166th												
167th													167th												
168th													168th												
169th													169th												
170th													170th												
171st													171st												
172nd													172nd												
173rd													173rd												
174th													174th												
175th													175th												
176th													176th												
177th													177th												
178th													178th												
179th													179th												
180th													180th												
181st													181st												
182nd													182nd												
183rd													183rd												
184th													184th												
185th													185th												
186th													186th												
187th													187th												
188th													188th												
189th													189th												
190th													190th												
191st													191st												
192nd													192nd												
193rd													193rd												
194th													194th												
195th													195th												
196th													196th												
197th													197th												
198th													198th												
199th													199th												
200th													200th												
201st													201st												
202nd													202nd												
203rd													203rd												
204th													204th												
205th													205th												
206th													206th												
207th													207th												
208th													208th												
209th													209th												
210th													210th												
211st													211st												
212nd													212nd												
213rd													213rd												
214th													214th												
215th													215th												
216th													216th												
217th													217th												
218th													218th												
219th													219th												
220th													220th												
221st													221st												
222nd													222nd												
223rd													223rd												
224th													224th												
225th													225th												
226th													226th												
227th													227th												
228th													228th												
229th													229th												
230th													230th												
231st													231st												
232nd													232nd												
233rd													233rd												
234th													234th												
235th													235th												
236th													236th												
237th													237th												
238th													238th												
239th													239th												
240th													240th												
241st													241st												
242nd													242nd												
243rd													243rd												
244th													244th												
245th													245th												
246th													246th												
247th													247th												
248th													248th												
249th													249th												
250th													250th												
251st													251st												
252nd													252nd												
253rd													253rd												
254th													254th												
255th													255th												
256th													256th												
257th													257th												
258th													258th												
259th													259th												
260th													260th												
261st													261st												
262nd													262nd												
263rd													263rd												
264th													264th												
265th													265th												
266th													266th												
267th													267th												
268th													268th												
269th													269th												
270th													270th												
271st													271st												
272nd													272nd												
273rd													273rd												
274th													274th												
275th													275th												
276th													276th												
277th													277th												
278th													278th												
279th													279th												
280th													280th												
281st													281st												
282nd													282nd												
283rd													283rd												
284th													284th												
285th													285th												
286th													286th												
287th													287th												
288th													288th												
289th													289th												
290th													290th												
291st													291st												
292nd													292nd												
293rd													293rd												
294th													294th												
295th													295th												
296th													296th												
297th													297th												
298th													298th												
299th													299th												
300th													300th												
301st													301st												
302nd													302nd												
303rd													303rd												
304th													304th												
305th													305th												
306th													306th												
307th													307th												

# BOX SCORES

## GAME 19 VANDERBILT at #13/13 KENTUCKY

## GAME 20 #13/13 KENTUCKY at #17/16 AUBURN

## GAME 21 MISSISSIPPI STATE at KENTUCKY



Official Basketball Box Score - Final  
Kentucky at Texas Tech  
01/23/20 United Statesmen Arena, Lubbock  
2019-20 Men's Basketball

Game Time: 11:00 PM  
Game Duration: 2:30  
Attendance: 14,703

Kentucky - 76

Record: 15-4

Officials: Joe DeRosa, Andre Petty, Damon George

NO.	Name	Min	FG	3P	FT	Rebounds		Fouls		tp	AS	TO	ST	Blocks	pts	+/-	Shooting By Period														
						off	tot	pp	ft								ft%	1st	2nd	3rd											
4	Nick Richards	F 26:10	7-10	0-0	11-14	4	10	14	3	25	0	0	0	4	0	4	14	50.0%	50.0%												
23	E.J. Montgomery	F 24:38	1-3	0-0	2-2	2	3	5	3	1	4	1	0	0	0	0	5	100%	100%												
00	Ashton Hagans	G 42:46	2-6	0-0	5-2	0	3	3	3	1	5	7	4	2	0	1	7	83.3%	42.1%												
3	Tyrese Marney	G 38:42	2-10	0-1	3-3	1	2	3	4	4	7	2	5	0	1	0	8	33.3%	42.2%												
5	Immanuel Quickley	G 42:05	7-17	4-8	3-4	1	5	6	2	1	21	1	6	1	2	8	41.2%	89.2%													
12	Kellen Brooks Jr.	G 37:52	0-0	0-0	0-0	0	0	0	0	0	0	0	0	0	0	0	0.0%	50.0%													
1	Nate Sestina	G 21:04	3-8	2-4	0-0	1	2	3	5	1	8	0	2	1	0	0	7	37.5%	100%												
10	Johnny Juzang	G 08:09	2-3	1-2	0-0	0	1	1	3	0	5	0	1	1	0	0	9	66.7%	43.8%												
<b>Team</b>																24-55	7-15	21-25	10-28	38	23	17	70	12	20	6	3	2	71.5	46.7%	77.7
<b>Totals</b>																24-55	7-15	21-25	10-28	38	23	17	70	12	20	6	3	2	71.5	46.7%	77.7

Texas Tech - 74

Record: 12-7

Officials: Joe DeRosa, Andre Petty, Damon George

NO.	Name	Min	FG	3P	FT	Rebounds		Fouls		tp	AS	TO	ST	Blocks	pts	+/-	Shooting By Period														
						off	tot	pp	ft								ft%	1st	2nd	3rd											
22	T.J. Holyfield	F 26:13	2-6	0-1	1-2	5	3	8	5	4	5	2	1	0	0	1	9	33.3%	20.0%												
0	Kyler Edwards	G 44:01	7-13	2-7	2-2	0	7	7	0	1	18	1	3	0	1	0	-1	53.8%	66.7%												
1	Terrance Shannon, Jr.	G 26:47	4-10	0-2	4-4	2	1	3	2	6	12	0	2	1	0	2	-1	40.0%	33.3%												
3	Jahmi'us Ramsey	G 24:03	3-9	0-2	0-1	0	0	0	3	2	6	2	1	2	0	3	-10	33.3%	14.3%												
25	David Moretti	G 43:38	4-13	1-5	6-7	0	3	3	3	4	15	3	4	2	0	0	-9	30.8%	73.3%												
44	Chris Clarke	G 30:58	2-4	0-0	4-6	2	5	7	1	4	8	5	1	0	1	0	-13	50.0%	42.9%												
15	Kevin McCullar	G 19:12	3-5	0-1	0-1	0	1	1	1	2	6	1	0	0	0	0	14	60.0%	0.0%												
24	Avery Benson	G 06:20	0-1	0-1	0-0	0	1	1	0	0	0	0	0	0	0	0	5	0.0%	80%												
54	Russell Towens	G 04:38	2-3	0-0	0-0	0	0	0	1	0	4	0	0	0	1	0	-4	66.7%	42.9%												
<b>Team</b>																27-64	5-19	17-23	10-22	32	17	23	74	14	13	6	3	6	41.3	33.3%	73.9%
<b>Totals</b>																27-64	5-19	17-23	10-22	32	17	23	74	14	13	6	3	6	41.3	33.3%	73.9%

Biggest lead	KEN		TTU		Points from Turnovers	Period	Period	Scoring
	10 (2nd 6:17)	4 (1st 9:07)	9	25				
Best Scoring Run	7 (1st 6:38)	8 (1st 9:07)	20	34	Paint	1st	2nd	OT1
Lead Changes	8		Second Chance	14	13	KEN	36	28
Times Tied	6		Fast Breaks	5	8	TTU	34	30
Time with Lead	32:52	04:37	Bench	13	18	TTU	34	30

## GAME 22 KENTUCKY at TENNESSEE

## GAME 23 KENTUCKY at VANDERBILT

## GAME 24 OLE MISS at KENTUCKY

## GAME 25 KENTUCKY 69 at LSU

## GAME 26 FLORIDA at KENTUCKY

## GAME 27 KENTUCKY at TEXAS A&M



**THE STAT CREW SYSTEM**  
**#13/13 Kentucky Combined Team Statistics (as of Jan 29, 2020)**  
**All games**



<b>RECORD:</b>	<b>OVERALL</b>	<b>HOME</b>	<b>AWAY</b>	<b>NEUTRAL</b>
ALL GAMES	16-4	12-1	3-1	1-2
CONFERENCE	6-1	4-0	2-1	0-0
NON-CONFERENCE	10-3	8-1	1-0	1-2

#	Player	gp-gs	Total		3-Point		F-Throw		Rebounds			PF			STL			pts	avg			
			min	avg	fg-fga	fg%	3fg-fga	3fg%	ft-fa	ft%	off	def	tot	avg	pf	dq	a			to	blk	
04	Richards, Nick	20-19	582	29.1	111-165	.673	0-0	.000	65-89	.730	56	109	165	8.3	61	2	7	32	48	3	287	14.4
05	Quickley, Immanuel	19-9	600	31.6	77-190	.405	34-86	.395	75-82	.915	15	66	81	4.3	41	1	36	30	3	15	263	13.8
03	Maxey, Tyrese	20-17	666	33.3	89-207	.430	22-72	.306	64-78	.821	7	76	83	4.2	51	1	58	46	8	14	264	13.2
00	Hagans, Ashton	20-20	676	33.8	78-181	.431	12-39	.308	95-117	.812	5	80	85	4.3	52	2	144	67	4	44	263	13.2
23	Montgomery, EJ	17-15	396	23.3	51-98	.520	1-5	.200	15-25	.600	26	65	91	5.4	45	2	10	21	16	3	118	6.9
01	Sestina, Nate	17-6	380	22.4	37-83	.446	16-39	.410	22-27	.815	26	54	80	4.7	47	2	18	15	10	9	112	6.6
12	Brooks Jr., Keion	20-5	317	15.9	42-95	.442	3-17	.176	15-25	.600	22	43	65	3.3	25	0	6	22	9	7	102	5.1
02	Whitney, Kahlil	18-8	231	12.8	23-62	.371	4-16	.250	10-23	.435	14	17	31	1.7	23	1	8	15	3	5	60	3.3
10	Juzang, Johnny	17-1	195	11.5	15-48	.313	4-23	.174	6-8	.750	8	29	37	2.2	15	0	4	6	1	4	40	2.4
14	Canada, Brennan	4-0	3	0.8	0-0	.000	0-0	.000	0-0	.000	0	0	0	0.0	0	0	0	1	0	0	0	0.0
33	Jordan, Ben	2-0	1	0.5	0-1	.000	0-0	.000	0-0	.000	0	0	0	0.0	0	0	0	0	0	0	0	0.0
13	Welch, Riley	4-0	3	0.8	0-1	.000	0-0	.000	0-0	.000	0	0	0	0.0	0	0	0	0	0	2	0	0.0
Team											22	29	51				6					
Total.....		20	4050		523-1131	.462	96-297	.323	367-474	.774	201	568	769	38.5	360	11	291	261	102	106	1509	75.4
Opponents.....		20	4050		466-1199	.389	132-456	.289	236-354	.667	204	437	641	32.0	403	-	220	252	62	101	1300	65.0

TEAM STATISTICS	UK	OPP	Date	Opponent	Score	Att.	
SCORING	1509	1300	1	11/5/19	vs #1/1 Michigan State	w 69-62	19812
Points per game	75.4	65.0		11/8/19	EASTERN KENTUCKY	w 91-49	20163
Scoring margin	+10.5	-		11/12/19	EVANSVILLE	L 64-67	19101
FIELD GOALS-ATT	523-1131	466-1199	2	11/18/19	UTAH VALLEY	w 82-74	18859
Field goal pct	.462	.389	2	11/22/19	MOUNT ST. MARY'S	w 82-62	20351
3 POINT FG-ATT	96-297	132-456	2	11/24/19	LAMAR UNIVERSITY	w 81-56	20048
3-point FG pct	.323	.289	2	11/29/19	UAB	w 69-58	20401
3-pt FG made per game	4.8	6.6		12/7/19	FAIRLEIGH DICKINSON	w 83-52	20080
FREE THROWS-ATT	367-474	236-354		12/14/19	GEORGIA TECH	w 67-53	20111
Free throw pct	.774	.667	3	12/18/19	vs Utah	L 66-69	5507
F-Throws made per game	18.4	11.8	4	12/21/19	vs #5/4 Ohio State	L 65-71	12740
REBOUNDS	769	641		12/28/19	#3/4 LOUISVILLE	wot 78-70	20437
Rebounds per game	38.5	32.0	*	1/4/20	MISSOURI	w 71-59	20396
Rebounding margin	+6.4	-	*	1/7/20	at NR/RV Georgia	w 78-69	10523
ASSISTS	291	220	*	1/11/20	ALABAMA	w 76-67	20407
Assists per game	14.6	11.0	*	1/15/20	at South Carolina	L 78-81	18000
TURNOVERS	261	252	*	1/28/20	at RV/RV Arkansas	w 73-66	19200
Turnovers per game	13.1	12.6	*	1/21/20	GEORGIA	w 89-79	20135
Turnover margin	-0.4	-	5	1/25/20	at #18/18 Texas Tech	wot 76-74	14763
Assist/turnover ratio	1.1	0.9	*	1/29/20	VANDERBILT	w 71-62	20311
STEALS	106	101					
Steals per game	5.3	5.1					
BLOCKS	102	62					
Blocks per game	5.1	3.1					
ATTENDANCE	260800	100545					
Home games-Avg/Game	13-20062	4-15622					
Neutral site-Avg/Game	-	3-12686					

\* = Conference game  
1 = State Farm Championship Classic | Madison Squire Garden (New York)  
2 = BBN Showcase | Rupp Arena (Lexington, Ky.)  
3 = Neon Hoops Showcase | T-Mobile Arena (Las Vegas)  
4 = CBS Sports Classic | T-Mobile Arena (Las Vegas)  
5 = Big 12/SEC Challenge | United Supermarkets Arena (Lubbock, Texas)

Score by Periods	1st	2nd	OT	Totals
#13/13 Kentucky	722	758	29	1509
Opponents	593	688	19	1300



**THE STAT CREW SYSTEM**  
**#13/13 Kentucky Combined Team Statistics (as of Jan 29, 2020)**  
**Conference games only**



RECORD:	OVERALL	HOME	AWAY	NEUTRAL
ALL GAMES	6-1	4-0	2-1	0-0
CONFERENCE	6-1	4-0	2-1	0-0
NON-CONFERENCE	0-0	0-0	0-0	0-0

##	Player	gp-gs	min	avg	Total		3-Point		F-Throw		Rebounds			pf	dq	a	to	blk	stl	pts	avg			
					fg-fga	fg%	3fg-fga	3fg%	ft-fa	ft%	off	def	tot											
04	Richards, Nick	7-7	196	28.0	47-72	.653	0-0	.000	24-34	.706	23	42	65	9.3	21	1	2	14	18	0	118	16.9		
05	Quickley, Immanuel	7-3	248	35.4	31-72	.431	16-33	.485	35-39	.897	7	30	37	5.3	18	1	14	8	2	5	113	16.1		
00	Hagans, Ashton	7-7	242	34.6	26-69	.377	4-13	.308	40-52	.769	1	34	35	5.0	25	2	49	25	2	16	96	13.7		
03	Maxeys, Tyrese	7-7	232	33.1	32-69	.464	6-18	.333	16-21	.762	3	25	28	4.0	16	0	20	15	5	5	86	12.3		
23	Montgomery, EJ	7-7	157	22.4	15-29	.517	0-0	.000	9-14	.643	9	25	34	4.9	21	2	4	13	6	1	39	5.6		
01	Sestina, Nate	7-0	134	19.1	13-32	.406	6-13	.462	5-8	.625	10	16	26	3.7	17	0	5	5	5	5	37	5.3		
12	Brooks Jr., Keion	7-4	92	13.1	12-27	.444	0-4	.000	5-8	.625	8	15	23	3.3	11	0	0	9	4	3	29	4.1		
10	Juzang, Johnny	4-0	58	14.5	7-18	.389	1-7	.143	0-2	.000	3	9	12	3.0	2	0	1	0	1	0	15	3.8		
02	Whitney, Kahlil	6-0	41	6.8	1-9	.111	0-3	.000	1-4	.250	1	2	3	0.5	5	0	1	1	1	0	3	0.5		
Team											10	11	21											
Total.....		7	1400		184-397	.463	33-91	.363	135-182	.742	75	209	284	40.6	136	6	96	92	44	35	536	76.6		
Opponents.....		7	1400		169-437	.387	45-158	.285	100-151	.662	84	158	242	34.6	156	-	73	77	26	42	483	69.0		

TEAM STATISTICS	UK	OPP	Date	Opponent	Score	Att.
SCORING	536	483	* 1/4/20	MISSOURI	w 71-59	20396
Points per game	76.6	69.0	* 1/7/20	at NR/RV Georgia	w 78-69	10523
Scoring margin	+7.6	-	* 1/11/20	ALABAMA	w 76-67	20407
FIELD GOALS-ATT	184-397	169-437	* 1/15/20	at South Carolina	L 78-81	18000
Field goal pct	.463	.387	* 1/28/20	at RV/RV Arkansas	w 73-66	19200
3 POINT FG-ATT	33-91	45-158	* 1/21/20	GEORGIA	w 89-79	20135
3-point FG pct	.363	.285	* 1/29/20	VANDERBILT	w 71-62	20311
3-pt FG made per game	4.7	6.4	* = Conference game			
FREE THROWS-ATT	135-182	100-151	1 = State Farm Championship Classic   Madison Squire Garden (New York)			
Free throw pct	.742	.662	2 = BBN Showcase   Rupp Arena (Lexington, Ky.)			
F-Throws made per game	19.3	14.3	3 = Neon Hoops Showcase   T-Mobile Arena (Las Vegas)			
REBOUNDS	284	242	4 = CBS Sports Classic   T-Mobile Arena (Las Vegas)			
Rebounds per game	40.6	34.6	5 = Big 12/SEC Challenge   United Supermarkets Arena (Lubbock, Texas)			
Rebounding margin	+6.0	-				
ASSISTS	96	73				
Assists per game	13.7	10.4				
TURNOVERS	92	77				
Turnovers per game	13.1	11.0				
Turnover margin	-2.1	-				
Assist/turnover ratio	1.0	0.9				
STEALS	35	42				
Steals per game	5.0	6.0				
BLOCKS	44	26				
Blocks per game	6.3	3.7				
ATTENDANCE	81249	47723				
Home games-Avg/Game	4-20312	3-15908				
Neutral site-Avg/Game	-	0-0				

Score by Periods	1st	2nd	Totals
#13/13 Kentucky	245	291	536
Opponents	220	263	483



**THE STAT CREW SYSTEM**  
 #13/13 Kentucky Team Game-by-Game Comparison (as of Jan 29, 2020)  
**All games**



Opponent	1st	2nd	Score	Mar	Total FG	FG Pct	3-Pointers	3FG Pct	Free Throws	FT Pct	Rebounds	Assist	T/Over	Block	Steal	Fouls
#1/1 Michigan State	34/24	35/38	69-62	+7	19-50/22-56	.380/.393	6-18/5-26	.333/.192	25-32/13-18	.781/.722	30/30 -	9/14	10/16	3/2	4/4	20/22
EASTERN KENTUCKY	46/25	45/24	91-49	+42	34-62/16-64	.548/.250	2-14/8-33	.143/.242	21-32/9-11	.656/.818	54/25 +29	17/7	18/21	6/0	8/10	13/21
EVANSVILLE	30/34	34/33	64-67	(3)	20-54/23-60	.370/.383	4-17/9-30	.235/.300	20-25/12-13	.800/.923	35/38 (3)	6/10	13/14	2/0	6/2	18/18
UTAH VALLEY	35/27	47/47	82-74	+8	25-57/26-64	.439/.406	1-12/11-31	.083/.355	31-34/11-18	.912/.611	46/27 +19	11/14	14/7	2/5	2/4	13/24
MOUNT ST. MARY'S	39/34	43/28	82-62	+20	30-55/22-61	.545/.361	6-15/5-24	.400/.208	16-18/13-18	.889/.722	35/31 +4	21/8	12/10	3/2	4/5	14/18
LAMAR UNIVERSITY	41/21	40/35	81-56	+25	29-57/21-64	.509/.328	10-22/7-17	.455/.412	13-19/7-15	.684/.467	41/34 +7	19/8	11/10	13/2	6/6	14/16
UAB	38/25	31/33	69-58	+11	26-55/24-58	.473/.414	5-15/8-16	.333/.500	12-16/2-5	.750/.400	39/26 +13	19/11	12/12	3/3	2/3	13/18
FAIRLEIGH DICKINSON	43/23	40/29	83-52	+31	32-62/21-65	.516/.323	2-11/5-24	.182/.208	17-19/5-6	.895/.833	42/33 +9	20/8	9/13	4/7	6/2	14/15
GEORGIA TECH	36/30	31/23	67-53	+14	24-51/23-53	.471/.434	4-12/5-17	.333/.294	15-18/2-6	.833/.333	34/25 +9	18/11	16/17	5/4	8/5	13/18
Utah	31/35	35/34	66-69	(3)	26-63/23-42	.413/.548	2-17/8-15	.118/.533	12-16/15-23	.750/.652	31/31 -	14/15	12/17	3/1	7/2	22/19
#5/4 Ohio State	36/37	29/34	65-71	(6)	25-59/22-44	.424/.500	7-23/6-19	.304/.316	8-13/21-27	.615/.778	25/33 (8)	17/15	11/14	3/7	7/5	25/16
#3/4 LOUISVILLE	32/24	29/37	78-70	+8	25-54/27-67	.463/.403	7-15/7-27	.467/.259	21-25/9-20	.840/.450	35/34 +1	12/12	11/11	5/0	5/5	22/25
MISSOURI	31/26	40/33	71-59	+12	20-48/21-58	.417/.362	4-16/6-18	.250/.333	27-30/11-17	.900/.647	36/31 +5	13/7	13/11	8/4	3/8	19/28
NR/RV Georgia	31/37	47/32	78-69	+9	31-62/24-57	.500/.421	6-12/5-23	.500/.217	10-20/16-23	.500/.696	41/35 +6	18/11	12/14	6/2	7/8	19/21
ALABAMA	45/35	31/32	76-67	+9	28-63/28-76	.444/.368	9-15/4-21	.600/.190	11-17/7-12	.647/.583	44/44 -	15/14	14/8	8/6	5/3	13/14
South Carolina	33/25	45/56	78-81	(3)	24-55/29-73	.436/.397	5-15/7-19	.333/.368	25-36/16-30	.694/.533	41/43 (2)	10/13	15/9	6/3	5/5	26/28
RV/RV Arkansas	36/27	37/39	73-66	+7	24-54/19-57	.444/.333	5-14/8-26	.357/.308	20-27/20-30	.741/.667	47/29 +18	12/8	16/11	5/5	5/8	24/22
GEORGIA	41/35	48/44	89-79	+10	31-59/27-62	.525/.435	1-9/6-25	.111/.240	26-33/19-23	.788/.826	38/31 +7	15/12	11/12	8/1	6/5	19/24
#18/18 Texas Tech	36/34	28/30	76-74	+2	24-55/27-64	.436/.422	7-15/3-19	.467/.158	21-25/17-23	.840/.739	38/32 +6	12/14	20/13	6/3	6/6	23/17
VANDERBILT	28/35	43/27	71-62	+9	26-56/21-54	.464/.389	3-10/9-26	.300/.346	16-19/11-16	.842/.688	37/29 +8	13/8	11/12	3/5	4/5	16/19

Note: Game totals are displayed in the format TEAM/OPPONENT for each category





THE STAT CREW SYSTEM  
 #13/13 Kentucky Player High/Low Analysis (as of Jan 29, 2020)  
 All games



#13/13 Kentucky - INDIVIDUAL GAME HIGHS

Points	27		Maxey, Tyrese vs #3/4 Louisville (12/28/19)
	26		Hagans, Ashton vs Utah Valley (11/18/19)
	26		Maxey, Tyrese vs #1/1 Michigan State (11/5/19)
	25		Richards, Nick at #18/18 Texas Tech (1/25/20)
	25		Montgomery, EJ vs Fairleigh Dickinson (12/7/19)
Field Goals Made	12		Montgomery, EJ vs Fairleigh Dickinson (12/7/19)
	10		Richards, Nick vs Eastern Kentucky (11/8/19)
Field Goal Att.	17		Quickley, Immanuel at #18/18 Texas Tech (1/25/20)
	17		Hagans, Ashton vs Georgia (1/21/20)
	17		Maxey, Tyrese vs Alabama (1/11/20)
FG Pct (min 5 made)	1.000	(7-7)	Richards, Nick vs UAB (11/29/19)
	.909	(10-11)	Richards, Nick vs Eastern Kentucky (11/8/19)
3-Point FG Made	5		Quickley, Immanuel vs Alabama (1/11/20)
	5		Sestina, Nate vs #5/4 Ohio State (12/21/19)
3-Point FG Att.	8		Quickley, Immanuel at #18/18 Texas Tech (1/25/20)
	8		Quickley, Immanuel vs Missouri (1/4/20)
	8		Sestina, Nate vs #5/4 Ohio State (12/21/19)
3-Pt FG Pct (min 2 made)	1.000	(3-3)	Quickley, Immanuel at NR/RV Georgia (1/7/20)
	1.000	(2-2)	Maxey, Tyrese at South Carolina (1/15/20)
Free Throws Made	12		Hagans, Ashton vs Utah Valley (11/18/19)
	11		Richards, Nick at #18/18 Texas Tech (1/25/20)
Free Throw Att.	14		Richards, Nick at #18/18 Texas Tech (1/25/20)
	12		Hagans, Ashton vs Utah Valley (11/18/19)
FT Pct (min 3 made)	1.000	(12-12)	Hagans, Ashton vs Utah Valley (11/18/19)
	1.000	(9-9)	Quickley, Immanuel vs Missouri (1/4/20)
	1.000	(8-8)	Quickley, Immanuel vs #3/4 Louisville (12/28/19)
	1.000	(7-7)	Hagans, Ashton vs Fairleigh Dickinson (12/7/19)
	1.000	(7-7)	Quickley, Immanuel vs Eastern Kentucky (11/8/19)
	1.000	(6-6)	Richards, Nick vs Georgia (1/21/20)
	1.000	(6-6)	Maxey, Tyrese vs Georgia Tech (12/14/19)
	1.000	(6-6)	Hagans, Ashton vs Mount St. Mary's (11/22/19)
	1.000	(5-5)	Quickley, Immanuel vs Vanderbilt (1/29/20)
	1.000	(5-5)	Maxey, Tyrese vs Georgia (1/21/20)
	1.000	(5-5)	Richards, Nick vs Utah Valley (11/18/19)
	1.000	(5-5)	Sestina, Nate vs Evansville (11/12/19)
	1.000	(5-5)	Quickley, Immanuel vs Evansville (11/12/19)
	1.000	(5-5)	Maxey, Tyrese vs Eastern Kentucky (11/8/19)
	1.000	(5-5)	Hagans, Ashton vs #1/1 Michigan State (11/5/19)
	1.000	(4-4)	Sestina, Nate vs Missouri (1/4/20)
	1.000	(4-4)	Hagans, Ashton vs Lamar University (11/24/19)
	1.000	(4-4)	Sestina, Nate vs Utah Valley (11/18/19)
	1.000	(4-4)	Juzang, Johnny vs Utah Valley (11/18/19)
	1.000	(3-3)	Maxey, Tyrese at #18/18 Texas Tech (1/25/20)
	1.000	(3-3)	Richards, Nick vs Utah (12/18/19)
	1.000	(3-3)	Sestina, Nate vs Mount St. Mary's (11/22/19)
Rebounds	14		Richards, Nick at #18/18 Texas Tech (1/25/20)
	13		Richards, Nick vs Lamar University (11/24/19)
Assists	12		Hagans, Ashton vs UAB (11/29/19)
	11		Hagans, Ashton vs Fairleigh Dickinson (12/7/19)
Steals	4		Hagans, Ashton vs Georgia (1/21/20)
	4		Hagans, Ashton at NR/RV Georgia (1/7/20)
	4		Hagans, Ashton vs Utah (12/18/19)
Blocked Shots	7		Richards, Nick vs Lamar University (11/24/19)

	5	Richards, Nick vs Alabama (1/11/20)
Turnovers	6	Quickley, Immanuel at #18/18 Texas Tech (1/25/20)
	6	Hagans, Ashton vs Georgia Tech (12/14/19)
	6	Hagans, Ashton vs Utah Valley (11/18/19)
Fouls	5	Sestina, Nate at #18/18 Texas Tech (1/25/20)
	5	Quickley, Immanuel vs Georgia (1/21/20)
	5	Hagans, Ashton at RV/RV Arkansas (1/28/20)
	5	Montgomery, EJ at RV/RV Arkansas (1/28/20)
	5	Hagans, Ashton at South Carolina (1/15/20)
	5	Montgomery, EJ at South Carolina (1/15/20)
	5	Richards, Nick vs Missouri (1/4/20)
	5	Sestina, Nate vs #3/4 Louisville (12/28/19)
	5	Maxey, Tyrese vs #5/4 Ohio State (12/21/19)
	5	Whitney, Kahlil vs Utah (12/18/19)
	5	Richards, Nick vs #1/1 Michigan State (11/5/19)
Minutes	43	Hagans, Ashton at #18/18 Texas Tech (1/25/20)
	43	Hagans, Ashton vs #3/4 Louisville (12/28/19)
	42	Quickley, Immanuel at #18/18 Texas Tech (1/25/20)
	41	Maxey, Tyrese vs #3/4 Louisville (12/28/19)
	40	Quickley, Immanuel at RV/RV Arkansas (1/28/20)



THE STAT CREW SYSTEM  
 #13/13 Kentucky Opponent High/Low Analysis (as of Jan 29, 2020)  
 All games



OPPONENT INDIVIDUAL GAME HIGHS

Points	26		COUISNARD, Jermaine at South Carolina (1/15/20)
	25		Timmy Allen vs Utah (12/18/19)
	23		Anthony Edwards at NR/RV Georgia (1/7/20)
	22		TJ Washington vs Utah Valley (11/18/19)
	21		Saben Lee vs Vanderbilt (1/29/20)
	21		Cassius Winston vs #1/1 Michigan State (11/5/19)
Field Goals Made	9		COUISNARD, Jermaine at South Carolina (1/15/20)
	8		Saben Lee vs Vanderbilt (1/29/20)
	8		Herbert Jones vs Alabama (1/11/20)
	8		Anthony Edwards at NR/RV Georgia (1/7/20)
	8		Steven Enoch vs #3/4 Louisville (12/28/19)
	8		Timmy Allen vs Utah (12/18/19)
	8		Tyreek Scott-Grayson vs UAB (11/29/19)
	8		TJ Washington vs Utah Valley (11/18/19)
Field Goal Att.	22		COUISNARD, Jermaine at South Carolina (1/15/20)
	20		Herbert Jones vs Alabama (1/11/20)
FG Pct (min 5 made)	1.000	(6-6)	Tye Fagan vs Georgia (1/21/20)
	.833	(5-6)	D.J. Carton vs #5/4 Ohio State (12/21/19)
3-Point FG Made	5		Davion Buster vs Lamar University (11/24/19)
	5		TJ Washington vs Utah Valley (11/18/19)
3-Point FG Att.	12		TJ Washington vs Utah Valley (11/18/19)
	11		Isaiah Joe at RV/RV Arkansas (1/28/20)
	11		Davion Buster vs Lamar University (11/24/19)
3-Pt FG Pct (min 2 made)	1.000	(2-2)	K.J. Riley vs Evansville (11/12/19)
	.800	(4-5)	COUISNARD, Jermaine at South Carolina (1/15/20)
	.800	(4-5)	Jalen Benjamin vs UAB (11/29/19)
Free Throws Made	10		Cassius Winston vs #1/1 Michigan State (11/5/19)
	9		Timmy Allen vs Utah (12/18/19)
Free Throw Att.	12		Mason Jones at RV/RV Arkansas (1/28/20)
	12		Timmy Allen vs Utah (12/18/19)
FT Pct (min 3 made)	1.000	(8-8)	Jimmy Whitt Jr. at RV/RV Arkansas (1/28/20)
	1.000	(8-8)	K.J. Riley vs Evansville (11/12/19)
	1.000	(4-4)	Saben Lee vs Vanderbilt (1/29/20)
	1.000	(4-4)	Terrence Shannon, J at #18/18 Texas Tech (1/25/20)
	1.000	(4-4)	Tyree Crump vs Georgia (1/21/20)
	1.000	(4-4)	Kyle Young vs #5/4 Ohio State (12/21/19)
	1.000	(4-4)	D.J. Carton vs #5/4 Ohio State (12/21/19)
	1.000	(4-4)	Damian Chong Qui vs Mount St. Mary's (11/22/19)
	1.000	(4-4)	Brandon Leftwich vs Mount St. Mary's (11/22/19)
	1.000	(4-4)	Trey Woodbury vs Utah Valley (11/18/19)
	1.000	(3-3)	Jeremiah Tilmon vs Missouri (1/4/20)
	1.000	(3-3)	E.J. Liddell vs #5/4 Ohio State (12/21/19)
	1.000	(3-3)	Ty TAYLOR vs Eastern Kentucky (11/8/19)
Rebounds	13		Avery Sullivan vs Lamar University (11/24/19)
	11		Dylan Disu vs Vanderbilt (1/29/20)
Assists	6		Rylan Jones vs Utah (12/18/19)
	5		Chris Clarke at #18/18 Texas Tech (1/25/20)
	5		CJ Walker vs #5/4 Ohio State (12/21/19)
	5		TJ Washington vs Utah Valley (11/18/19)
	5		Jacquess Hobbs vs Eastern Kentucky (11/8/19)
Steals	4		Dru Smith vs Missouri (1/4/20)
	3		Adrio Bailey at RV/RV Arkansas (1/28/20)
	3		Jordan Harris at NR/RV Georgia (1/7/20)

	3	Sahvir Wheeler at NR/RV Georgia (1/7/20)
	3	Davion Buster vs Lamar University (11/24/19)
Blocked Shots	5	Dylan Disu vs Vanderbilt (1/29/20)
	4	John Petty Jr. vs Alabama (1/11/20)
Turnovers	9	Jomaru Brown vs Eastern Kentucky (11/8/19)
	6	Sam Cunliffe vs Evansville (11/12/19)
Fouls	5	TJ Holyfield at #18/18 Texas Tech (1/25/20)
	5	Anthony Edwards vs Georgia (1/21/20)
	5	Desi Sills at RV/RV Arkansas (1/28/20)
	5	Mason Jones at RV/RV Arkansas (1/28/20)
	5	MINAYA, Justin at South Carolina (1/15/20)
	5	KOTSAR, Maik at South Carolina (1/15/20)
	5	Rayshaun Hammonds at NR/RV Georgia (1/7/20)
	5	Mitchell Smith vs Missouri (1/4/20)
	5	Kaleb Wesson vs #5/4 Ohio State (12/21/19)
	5	James Banks III vs Georgia Tech (12/14/19)
	5	Kassim Nicholson vs UAB (11/29/19)
	5	Chidozie Collin Nnam vs Mount St. Mary's (11/22/19)



**THE STAT CREW SYSTEM**  
 #13/13 Kentucky Season Box - Average per 40 Minutes (as of Jan 29, 2020)  
**All games**



##	Player	min	fgm	fga	pct	3fgm	3fga	pct	ftm	fta	pct	oreb	dreb	treb	pf	a	to	blk	stl	pts
12	Brooks Jr., Keion	40	5.3	12.0	.442	0.4	2.1	.176	1.9	3.2	.600	2.8	5.4	8.2	3.2	0.8	2.8	1.1	0.9	12.9
14	Canada, Brennan	40	0.0	0.0	.000	0.0	0.0	.000	0.0	0.0	.000	0.0	0.0	0.0	0.0	0.0	13.3	0.0	0.0	0.0
00	Hagans, Ashton	40	4.6	10.7	.431	0.7	2.3	.308	5.6	6.9	.812	0.3	4.7	5.0	3.1	8.5	4.0	0.2	2.6	15.6
33	Jordan, Ben	40	0.0	40.0	.000	0.0	0.0	.000	0.0	0.0	.000	0.0	0.0	0.0	0.0	0.0	0.0	0.0	0.0	0.0
10	Juzang, Johnny	40	3.1	9.8	.313	0.8	4.7	.174	1.2	1.6	.750	1.6	5.9	7.6	3.1	0.8	1.2	0.2	0.8	8.2
03	Maxey, Tyrese	40	5.3	12.4	.430	1.3	4.3	.306	3.8	4.7	.821	0.4	4.6	5.0	3.1	3.5	2.8	0.5	0.8	15.9
23	Montgomery, EJ	40	5.2	9.9	.520	0.1	0.5	.200	1.5	2.5	.600	2.6	6.6	9.2	4.5	1.0	2.1	1.6	0.3	11.9
05	Quickley, Immanuel	40	5.1	12.7	.405	2.3	5.7	.395	5.0	5.5	.915	1.0	4.4	5.4	2.7	2.4	2.0	0.2	1.0	17.5
04	Richards, Nick	40	7.6	11.3	.673	0.0	0.0	.000	4.5	6.1	.730	3.8	7.5	11.3	4.2	0.5	2.2	3.3	0.2	19.7
01	Sestina, Nate	40	3.9	8.7	.446	1.7	4.1	.410	2.3	2.8	.815	2.7	5.7	8.4	4.9	1.9	1.6	1.1	0.9	11.8
13	Welch, Riley	40	0.0	13.3	.000	0.0	0.0	.000	0.0	0.0	.000	0.0	0.0	0.0	0.0	0.0	0.0	0.0	26.7	0.0
02	Whitney, Kahlil	40	4.0	10.7	.371	0.7	2.8	.250	1.7	4.0	.435	2.4	2.9	5.4	4.0	1.4	2.6	0.5	0.9	10.4
	Total.....	40	25.8	55.9	.462	4.7	14.7	.323	18.1	23.4	.774	9.9	28.0	38.0	17.8	14.4	12.9	5.0	5.2	74.5
	Opponents.....	40	23.0	59.2	.389	6.5	22.5	.289	11.7	17.5	.667	10.1	21.6	31.7	19.9	10.9	12.4	3.1	5.0	64.2

Note: All statistics are pro-rated based on an average per 40-minute game.



THE STAT CREW SYSTEM  
#13/13 Kentucky Other Metrics (as of Jan 29, 2020)  
All games



#	Player	Min	AST%	EFG%	TS%	Usg%	DRB%	ORB%	TRB%
12	Brooks Jr., Keion	317	3.7	.458	.481	20.4	14.2	8.8	11.8
14	Canada, Brennan	3	0.0	.000	.000	16.9	0.0	0.0	0.0
00	Hagans, Ashton	676	40.2	.464	.566	22.4	12.4	0.9	7.2
33	Jordan, Ben	1	0.0	.000	.000	50.6	0.0	0.0	0.0
10	Juzang, Johnny	195	3.6	.354	.388	14.9	15.6	5.2	10.9
03	Maxey, Tyrese	666	17.0	.483	.547	21.8	12.0	1.3	7.2
23	Montgomery, EJ	396	4.9	.526	.541	16.6	17.2	8.3	13.2
05	Quickley, Immanuel	600	11.6	.495	.582	21.6	11.5	3.2	7.8
04	Richards, Nick	582	2.6	.673	.703	20.5	19.7	12.2	16.3
01	Sestina, Nate	380	8.6	.542	.590	14.6	14.9	8.7	12.1
13	Welch, Riley	3	0.0	.000	.000	16.9	0.0	0.0	0.0
02	Whitney, Kahlil	231	6.3	.403	.416	19.1	7.7	7.7	7.7

Estimated possessions: 1412.0  
Team offensive rating (ORtg): 106.9  
Team defensive rating (DRtg): 92.1

AST% - An estimate of the pct of teammate field goals assisted while on the floor

EFG% - Effective FG% (adjusts to include additional points from 3FGs)

TS% - True Shooting% (takes into account field goals, 3-point field goals, and free throws)

Usg% - An estimate of the pct of team plays used while on the floor

DRB% - An estimate of the pct of available defensive rebounds grabbed while on the floor

ORB% - An estimate of the pct of available offensive rebounds grabbed while on the floor

TRB% - An estimate of the pct of all available rebounds grabbed while on the floor

ORtg - Offensive rating - points scored per 100 possessions

DRtg - Defensive rating - points allowed per 100 possessions