



KENTUCKY®

2019-20 MEN'S BASKETBALL




8 NATIONAL CHAMPIONSHIPS | **MOST WINS** IN COLLEGE BASKETBALL | 48 SEC TITLES | 31 SEC TOURNAMENT CHAMPIONSHIPS | 55 ALL-AMERICANS | 129 NBA DRAFT PICKS

#12/12 KENTUCKY (18-5, 8-2) at VANDERBILT (9-14, 1-9)

Tuesday, Feb. 11 • 7 p.m. • Memorial Gymnasium (14,316) • Nashville, Tenn.

#UKvsVU #TGT • @KentuckyMBB • @UKMBBStatsInfo

THE MATCHUP



Series Breakdown

- Overall - UK, 148-47
- Nashville - UK, 58-29
- Calipari vs. VU - 18-4
- Stackhouse vs. UK - 0-1
- Current UK streak - W7



John Calipari	Jerry Stackhouse
Overall Record: 768-216*	Overall Record: 9-14
Record at UK: 323-76	Record at VU: 9-14
Overall Seasons: 28th	Overall Seasons: 1st
at Kentucky: 11th	at Vanderbilt: 1st

*on-court record

BY THE NUMBERS

2,311	All-time wins, NCAA leader
1,005	All-time SEC regular-season wins
48	SEC regular-season titles in program history
6	Points Nate Sestina needs to score to reach 1,000


TALE OF THE TAPE

UK	STATISTIC	VU
75.3	Points Per Game	72.7
65.7	Opp. Points PG	74.2
37.7	Rebounds PG	32.9
14.0	Assists PG	11.8
4.9	Blocks PG	3.7
5.2	Steals PG	7.2
.463	FG Pct.	.433
.385	Opp. FG Pct.	.465
.324	3-Pt. FG Pct.	.327
.288	Opp. 3-Pt. FG Pct.	.344

A UK WIN WOULD ...

- Be Kentucky's 11th in the last 13 games
- Put UK at 19-5 on the season
- Move the Wildcats to 145-40 under John Calipari in SEC regular-season games
- Mark Kentucky's eighth straight over Vanderbilt
- Improve UK's road record to 5-2
- Move Kentucky's record to 262-43 against unranked foes under Calipari
- Keep the Wildcats in first place in the SEC race

LAST GAME'S STARTERS



0

ASHTON HAGANS

6-3 • 198 • GUARD • SOPHOMORE
CARTERSVILLE, GA. | NEWTON HIGH SCHOOL

Bob Cousy PG of the Year midseason finalist | Naismith National Defensive Player of the Year semifinalist | Averaging 12.3 points and team highs in assists (6.8) and steals (2.0) per game | Ninth nationally in assists per game




3

TYRESE MAXEY

6-3 • 198 • GUARD • FRESHMAN
GARLAND, TEXAS | SOUTH GARLAND HIGH SCHOOL

Jerry West SG of the Year midseason finalist | Three-time SEC Freshman of the Week | UK freshman debut record 26 points vs. Michigan State | Career-high 27 points vs. Louisville | Averaging 17.1 points and 9.5 rebounds over last 12 games




4

NICK RICHARDS

6-11 • 247 • FORWARD • JUNIOR
KINGSTON, JAMAICA | THE PATRICK SCHOOL

14.6 points per game and team highs in rebounds (8.3 pg) and blocks (2.1 pg) | 67.0 FG%, fourth nationally | 10 double-doubles | Two-time National and SEC Player of the Week | Averaging 17.1 points and 9.5 rebounds over last 12 games




5

IMMANUEL QUICKLEY

6-3 • 188 • GUARD • SOPHOMORE
HAVRE DE GRACE, MD. | THE JOHN CARROLL SCHOOL

Averaging team-high 14.8 points per game with team-high 39 3-pointers | SEC Player of the Week on Jan. 13 | Averaging 17.8 points, 4.6 rebounds with 27 3-pointers over last 12 | 92.0% at free-throw line, ranked fifth nationally



23

EJ MONTGOMERY

6-10 • 228 • FORWARD • SOPHOMORE
FORT PIERCE, FLA. | WHEELER HIGH SCHOOL

Averaging 6.7 points and 5.3 rebounds per game | Career-high 25 points and nine rebounds vs. Fairleigh Dickinson | Shooting 51.8% | Five or more rebounds in 12 games this season | 12 points, eight rebounds and three blocks vs. MSU

STAT LEADERS

POINTS PER GAME		
UK	Immanuel Quickley	14.8
VU	Saben Lee [^]	13.0
REBOUNDS PER GAME		
UK	Nick Richards	8.3
VU	Clevon Brown	6.0
ASSISTS PER GAME		
UK	Ashton Hagans	6.8
VU	Saben Lee	4.5
STEALS PER GAME		
UK	Ashton Hagans	2.0
VU	Saben Lee	1.7
3-POINTERS		
UK	Immanuel Quickley	39
VU	Dylan Disu [^]	32
FIELD-GOAL PERCENTAGE		
UK	Nick Richards	.670
VU	Clevon Brown	.607
FREE-THROW PERCENTAGE*		
UK	Immanuel Quickley	.920
VU	Saben Lee	.744

*min. 50 attempts; [^]leading scorer and 3-point shooter Aaron Nesmith is out for the season with an injury

NEED TO KNOW

Kentucky was picked to win the SEC title by the league's media members. UK owns 48 SEC regular-season titles

Kentucky snapped a four-game losing streak in Knoxville, Tennessee, with a 77-64 win over the Volunteers on Saturday. UK has never won a national title without winning in Knoxville

Johnny Juzang came off the bench and scored a career-high 13 points on 4-of-4 shooting at Tennessee

John Calipari will coach in his 400th game as the Kentucky head coach on Tuesday. He passed Joe B. Hall for the second-most games as the UK head coach last week

With Auburn's overtime win over LSU on Saturday, there is a three-way tie for first between Auburn, LSU and Kentucky in the SEC standings with eight games remaining

During the seven-game winning streak vs. Vanderbilt, UK has rallied from double figures in four of the games

SCHEDULE

OCTOBER

27 2/2 -/ GEORGETOWN COLL.[^] SEC W, 80-53

NOVEMBER

1 2/2 -/ KENTUCKY STATE[^] SEC W, 83-51
 5 2/2 1/1 vs. Michigan State¹ ESPN W, 69-62
 8 2/2 -/ EASTERN KENTUCKY SEC W, 91-49
 12 1/2 -/ EVANSVILLE SEC L, 67-64
 18 9/10 -/ UTAH VALLEY² ESPN2 W, 82-74
 22 9/10 -/ MOUNT ST. MARY'S² SEC W, 82-62
 24 9/10 -/ LAMAR² SEC W, 81-56
 29 9/11 -/ UAB² SEC W, 69-58

DECEMBER

7 8/10 -/ FAIRLEIGH DICKINSON SEC W, 83-52
 14 8/9 -/ GEORGIA TECH ESPN W, 67-53
 18 6/6 -/ vs. Utah³ ESPN2 L, 69-66
 21 6/6 5/4 vs. Ohio State⁴ CBS L, 71-65
 28 19/19 3/4 LOUISVILLE CBS W, 78-70^{OT}

JANUARY

4 17/14 -/ MISSOURI* SEC W, 71-59
 7 14/13 -/RV at Georgia* ESPN W, 78-69
 11 14/13 -/ ALABAMA* ESPN W, 76-67
 15 10/12 -/ at South Carolina* SEC L, 81-78
 18 10/12 RV/RV at Arkansas* ESPN W, 73-66
 21 15/14 -/ GEORGIA* ESPN W, 89-79
 25 15/14 18/18 at Texas Tech⁵ ESPN W, 78-76^{OT}
 29 13/13 -/ VANDERBILT* SEC W, 71-62

FEBRUARY

1 13/13 17/16 at Auburn* ESPN L, 75-66
 4 15/16 -/ MISSISSIPPI STATE* ESPN W, 80-72
 8 15/16 -/ at Tennessee* CBS W, 77-64
 11 12/12 -/ at Vanderbilt* ESPN 7 p.m.
 15 12/12 -/ OLE MISS* ESPN 2 p.m.
 18 -/ -/ at LSU* ESPN 9 p.m.
 22 -/ -/ FLORIDA* ESPN 6 p.m.
 25 -/ -/ at Texas A&M* ESPN/2/U 7 p.m.
 29 -/ -/ AUBURN* CBS 3:45 p.m.

MARCH

3 -/ -/ TENNESSEE* ESPN/2 9 p.m.
 7 -/ -/ at Florida* CBS 1 p.m.

All times Eastern | *SEC conference game | HOME GAMES IN CAPS | [^]Exhibition
¹State Farm Champions Classic (New York | Madison Square Garden)
²BBN Showcase (Rupp Arena | Lexington, Ky.)
³Neon Hoops Showcase (T-Mobile Arena | Las Vegas)
⁴CBS Sports Classic (T-Mobile Arena | Las Vegas)
⁵Big 12/SEC Challenge (United Supermarkets Arena | Lubbock, Texas)
⁶SEC Tournament (Bridgestone Arena | Nashville, Tenn.)

BROADCAST INFO

TV: ESPN

Play-by-play: Karl Ravech
 Analyst: Jimmy Dykes
 Sideline: Marty Smith



RADIO: UK SPORTS NETWORK

Play-by-play: Tom Leach
 Analyst: Mike Pratt



SATELLITE RADIO

Sirius: 211
 XM: 190
 Internet: 961



TV CHART



0 **ASHTON HAGANS**

Sophomore | Guard
6-3 | 198
Cartersville, Ga.
Newton
@H23Ash
@ashton.hagans



1 **NATE SESTINA**

Graduate | Forward
6-9 | 234
Emporium, Pa.
Bucknell University
@NateSestina23
@natesestina4



3 **TYRESE MAXEY**

Freshman | Guard
6-3 | 198
Garland, Texas
South Garland
@TyreseMaxey
@tyresemaxey



4 **NICK RICHARDS**

Junior | Forward
6-11 | 247
Kingston, Jamaica
The Patrick School
@iamnickrichards
@nickrichards_
@nicholas.p.richards



5 **IMMANUEL QUICKLEY**

Sophomore | Guard
6-3 | 188
Havre de Grace, Md.
The John Carroll School
@IQ_GodSon
@immanuelquickley_
@immanuelquickley5



10 **JOHNNY JUZANG**

Freshman | Guard
6-6 | 214
Los Angeles
Harvard-Westlake
@JohnnyJuzang
@jsilky5



11 **DONTAIE ALLEN**

Freshman | Guard
6-6 | 200
Falmouth, Ky.
Pendleton County
@dontaieallen11
@dontaieallen11
@tay.allen3139




12 **KEION BROOKS JR.**

Freshman | Forward
6-7 | 205
Fort Wayne, Ind.
La Lumiere School
@KeionB_12
@klbj.xii



13 **RILEY WELCH**

Junior | Guard
6-0 | 185
Littleton, Colo.
College of the Desert
@Riley_Welch
@riley_welch
@Riley.Welch.UK



14 **BRENNAN CANADA**

Freshman | Forward
6-6 | 198
Mount Sterling, Ky.
George Rogers Clark
@brennanc14
@brennanc14



21 **ZAN PAYNE**

R-Freshman | G/F
6-4 | 235
Lexington, Ky.
Lexington Catholic
@young_payne2321
@alexander.payne23



23 **EJ MONTGOMERY**

Sophomore | Forward
6-10 | 228
Fort Pierce, Fla.
Wheeler
@ejmontgomery23
@_mont23



33 **BEN JORDAN**

Sophomore | Forward
6-9 | 250
Olive Hill, Ky.
West Carter
@ben3jordan
@ben3jordan3



JOHN CALIPARI

Head Coach
11th Season
@UKCoachCalipari
@UKCoachCalipari
@UKCoachCalipari



KENNY PAYNE

Assoc. Head Coach
10th season at UK
Sixth season as associate HC



TONY BARBEE

Assistant Coach
Sixth season at UK
Fifth season as assistant
@CoachTonyBarbee



JOEL JUSTUS

Assistant Coach
Sixth season at UK
Fourth season as assistant
@UKCoachJustus
@UKCoachJustus



JOHN ROBIC

Special Assistant
11th season at UK
Fourth season as special ast.

Pronunciation Guide

DONTAIE Allen	(DON-tay)
KEION Brooks Jr.	(KEY-on)
John CALIPARI	(cal-uh-PEAR-ee)
Ashton HAGANS	(HAY-gens)
Johnny JUZANG	(JEW-zang)
Nate SESTINA	(ses-TINA)

Alphabetical Roster

NO.	NAME	POS.	HT.	WT.	CL.	HOMETOWN (PREVIOUS SCHOOL)
11	Dontaie Allen	G	6-6	200	Fr.	Falmouth, Ky. (Pendleton County)
12	Keion Brooks Jr.	F	6-7	205	Fr.	Fort Wayne, Ind. (La Lumiere)
14	Brennan Canada	F	6-6	198	Fr.	Mount Sterling, Ky. (George Rogers Clark)
0	Ashton Hagans	G	6-3	198	So.	Cartersville, Ga. (Newton)
33	Ben Jordan	F	6-9	250	R-So.	Olive Hilly, Ky. (West Carter)
10	Johnny Juzang	G	6-6	214	Fr.	Los Angeles (Harvard-Westlake)
3	Tyrese Maxey	G	6-3	198	Fr.	Garland, Texas (South Garland)
23	EJ Montgomery	F	6-10	228	So.	Fort Pierce, Fla. (Wheeler)
21	Zan Payne	G/F	6-4	235	R-Fr.	Lexington, Ky. (Lexington Catholic)
5	Immanuel Quickley	G	6-3	188	So.	Havre de Grace, Md. (The John Carroll School)
4	Nick Richards	F	6-11	247	Jr.	Kingston, Jamaica (The Patrick School)
1	Nate Sestina	F	6-9	234	Gr.	Emporium, Pa. (Bucknell University)
13	Riley Welch	G	6-0	185	Jr.	Littleton, Colo. (College of the Desert)

On the Bench

Head Coach: John Calipari (Clarion, 1982)
Associate Head Coach: Kenny Payne (Louisville, 2003)
Assistant Coaches: Tony Barbee (UMass, 1993)
 Joel Justus (UNC Wilmington, 2004)
Special Asst. to the Head Coach: John Robic (Denison, 1986)
Assoc. AD/Basketball Operations: Chris Woolard (UCLA, 1997)
Director of Basketball Admin.: Will Barton (Kentucky, 2013)
Strength Coach: Robert Harris (Kentucky State, 2009)
Athletic Trainer: Geoffrey Staton (North Carolina, 2007)
Equipment Manager: Mark Evans (Kentucky, 2013)
Recruiting Analyst: Brady Kennedy (Kentucky, 2016)



POLLS, STATS, MEDIA INFO

Weekly Media Schedule

all times ET unless indicated otherwise

10 Mon.	11 Tue.	12 Wed.	13 Thu.	14 Fri.	15 Sat.	16 Sun.
Media opportunity: 1:45 p.m. Assistant Players	at Vanderbilt 7 p.m. ESPN	Player off day No media availability	Practice: 2:30 p.m. No media availability	Media opportunity: 2 p.m. Calipari Players	vs. Ole Miss 2 p.m. ESPN	Practice: 2:30 p.m. No media availability
Practice: 2:30 p.m.		John Calipari Show UK Sports Network 6 p.m.		Practice: 2:30 p.m.		
Travel to Vanderbilt						

Communications & PR Staff



Eric Lindsey
Director
Cell - 859.619.0944
Email - eric.lindsey@uky.edu



Deb Moore
Associate Director
Cell - 859.559.5781
Email - deb.moore@uky.edu

Media Information

CREDENTIAL REQUESTS

Requests for single-game credentials should be made as far in advance as possible and no later than five days prior to game day online at sportssystem.com/Kentucky.

CREDENTIAL CRITERIA

The University of Kentucky's decision to issue credentials to a media outlet for the purposes of covering a UK basketball home or away event is determined by a variety of factors. They include the following:

- Amount of coverage given to Kentucky throughout the season
- Intention/ability to cover all 22 sports at Kentucky
- Distribution/size of publication: free, subscription, sale on newsstands, website traffic, etc.
- Radio or TV station program format and size of audience
- Length of existence of the publication, amount of original copy generated, number of full-time employees of the publication and the journalistic experience of the reporter(s)
- Attendance at Kentucky media sessions, including Olympic sport opportunities
- Space availability
- Professionalism, which includes but is not limited to conduct at games, press conferences, practices, on social media, etc.

The University of Kentucky has the right to revoke credentials under its own discretion.

INTERVIEW POLICIES-GENERAL

All interviews with University of Kentucky basketball players or staff members must be arranged through the Communications and public relations office. Media should never contact a player or coach directly.

The Wildcat Coal Lodge, dormitories, team locker rooms and other team quarters are private team areas. Media members are not permitted in these areas unless accompanied by appropriate university personnel.

PRACTICE/PRESS CONFERENCES

Other than announced exceptions, UK basketball practices are closed to the media. UK will accept requests to attend practice. All requests must be made by 10 a.m. the day before the practice. In cases in which practices are open to the media, no cell phones are allowed in the practice facility.

Player interviews are conducted prior to practices the day before a game and will be available to all UK media in the Joe Craft Center lower-level lobby. UK will accept requests for player interviews, but they must be submitted 24 hours prior to the scheduled availability.

Coach John Calipari or an assistant coach will meet with members of the media immediately following player interviews in the lower level lobby of the Joe Craft Center.

Gameday shoot-arounds are closed to the media.

TELEPHONE PLAYER INTERVIEWS

Telephone interviews are available to the media on a call-back basis. Individual player and coach telephone numbers will not be given to members of the media.

Players are instructed not to conduct interviews when contacted directly by telephone. The communications and public relations office will arrange for telephone interviews at a time most convenient for the student-athlete.

Other special requests are handled on a case-by-case basis.

POSTGAME INTERVIEWS

Following each game, there is a cooling-off period, during which time the players shower and dress. Approximately 10 minutes after the game ends, Coach Calipari conducts his postgame press conference while a player is taken to the UK Sports Network.

Following Coach Calipari's press conference and the cooling-off period, selected UK players are brought to the media interview room.

The Polls

Associated Press Top 25 Feb. 10

- Baylor (48)
- Gonzaga (15)
- Kansas (1)
- San Diego State
- Louisville
- Dayton
- Duke
- Florida State
- Maryland
- Seton Hall
- Auburn
- Kentucky**
- Penn State
- West Virginia
- Villanova
- Colorado
- Oregon
- Marquette
- Butler
- Houston
- Iowa
- Illinois
- Creighton
- Texas Tech
- LSU

Receiving Votes: Michigan State, Rhode Island, Northern Iowa, BYU, Arizona, Purdue, Ohio State, Cincinnati, Stephen F. Austin, Michigan, Rutgers, Virginia, East Tennessee State, Wright State, Winthrop

USA Today Coaches Poll Feb. 10

- Baylor (19)
- Gonzaga (13)
- Kansas
- San Diego State
- Louisville
- Dayton
- Duke
- Florida State
- Maryland
- Seton Hall
- Auburn
- Kentucky**
- Penn State
- West Virginia
- Colorado
- Villanova
- Iowa
- Oregon
- Houston
- Butler
- Creighton
- Marquette
- Illinois
- Texas Tech
- LSU

Receiving Votes: LSU, Arizona, Ohio State, Northern Iowa, Rhode Island, BYU, Purdue, Rutgers, Saint Mary's, Michigan, Cincinnati, Yale, Tulsa, Oklahoma, East Tennessee State

UK in the Rankings

Team Rankings (through Feb. 8)

Category	Stat	SEC [NCAA]
Scoring	75.3	5th [78th]
Scoring Defense	65.7	4th [83rd]
Scoring Margin	+9.6	2nd [41st]
Free-Throw %	.787	1st [6th]
Field-Goal %	.463	3rd [54th]
Field-Goal % Def.	.385	2nd [19th]
3-Point FG %	.324	6th [230th]
3-Point FG % Def.	.288	2nd [15th]
Rebounds Per Game	37.7	6th [85th]
Opponent Rebs. Per Game	32.7	3rd
Rebounding Margin	+5.0	4th [46th]
Blocks Per Game	4.9	4th [24th]
Assists Per Game	14.0	3rd [111th]
Steals Per Game	5.2	14th [304th]
Turnover Margin	-0.8	10th [242nd]
Assist-to-TO Ratio	1.1	2nd [99th]
Off. Rebs. Per Game	9.7	11th [216th]
Def. Rebs. Per Game	28.0	2nd [31st]
Def. Rebound %	.720	6th
Off. Rebound %	.308	8th
3-Point FG Per Game	4.7	14th [343rd]

Individual Rankings

Category/Player	Stat	SEC [NCAA]
Assist-to-TO Ratio/Hagans	2.0	3rd [90th]
Assists Per Game/Hagans	6.8	1st [9th]
Blocks Per Game/Richards	2.1	3rd [34th]
Blocks Per Game/Montgomery	1.2	10th [174th]
Def. Rebs. Per Game/Richards	5.5	5th [124th]
Double-Doubles/Richards	10	T2nd [T28th]
Field-Goal %/Richards	.670	1st [4th]
Free-Throw %/Quickley	.920	1st [5th]
Free-Throw %/Hagans	.824	6th [103rd]
Free-Throw %/Maxey	.819	7th [114th]
Minutes Per Game/Maxey	33.5	10th [191st]
Minutes Per Game/Hagans	33.3	T12th [213th]
Minutes Per Game/Quickley	31.8	19th
Off. Rebs. Per Game/Richards	2.8	4th [88th]
Points Per Game/Quickley	14.8	11th
Points Per Game/Richards	14.6	13th
Points Per Game/Maxey	13.4	19th
Rebounds Per Game/Richards	8.3	3rd [95th]
Steals Per Game/Hagans	2.0	T2nd [37th]

SEC Standings (through Feb. 8)

Team	SEC Record	Overall Record	Games Back
Auburn	8-2 (.800)	21-2 (.913)	-
Kentucky	8-2 (.800)	18-5 (.782)	-
LSU	8-2 (.800)	17-6 (.739)	-
Florida	6-4 (.600)	14-9 (.609)	2.0
Mississippi State	6-4 (.600)	15-8 (.652)	2.0
South Carolina	6-4 (.600)	14-9 (.609)	2.0
Alabama	5-5 (.500)	13-10 (.565)	3.0
Tennessee	5-5 (.500)	13-10 (.565)	3.0
Texas A&M	5-5 (.500)	11-11 (.500)	3.0
Arkansas	4-6 (.400)	16-7 (.696)	4.0
Ole Miss	3-7 (.300)	12-11 (.522)	5.0
Missouri	3-7 (.300)	11-12 (.478)	5.0
Georgia	2-8 (.200)	12-11 (.522)	6.0
Vanderbilt	1-9 (.100)	9-14 (.391)	7.0

Upcoming in the SEC

Feb. 11-19

Contest	Time	TV Network
Tuesday, Feb. 11		
Kentucky at Vanderbilt*	7 p.m.	ESPN
Mississippi State at Ole Miss*	7 p.m.	ESPNU
Arkansas at Tennessee*	7 p.m.	SEC Network
Missouri at LSU*	9 p.m.	SEC Network
Wednesday, Feb. 12		
South Carolina at Georgia*	6:30 p.m.	SEC Network
Alabama at Auburn*	7 p.m.	ESPN2
Florida at Texas A&M*	8:30 p.m.	SEC Network
Saturday, Feb. 15		
Mississippi State at Arkansas*	1 p.m.	SEC Network
Ole Miss at Kentucky*	2 p.m.	ESPN/2/U
Georgia at Texas A&M*	3:30 p.m.	SEC Network
LSU at Alabama*	4 p.m.	ESPN/2
Auburn at Missouri*	6 p.m.	ESPN2
Tennessee at South Carolina*	6 p.m.	SEC Network
Vanderbilt at Florida	8 p.m.	SEC Network
Tuesday, Feb. 18		
Vanderbilt at Tennessee*	6:30 p.m.	SEC Network
Arkansas at Florida*	7 p.m.	ESPN/2/U
Ole Miss at Missouri*	8:30 p.m.	SEC Network
Kentucky at LSU*	9 p.m.	ESPN/2
Wednesday, Feb. 19		
Auburn at Georgia*	7 p.m.	ESPN2/U
Texas A&M at Alabama*	7 p.m.	SEC Network
South Carolina at Mississippi State*	9 p.m.	SEC Network

*Conference game | All times listed Eastern



NOTES

Honoring the Cats

Ashton Hagans

- Bob Cousy Award midseason finalist
- Naismith Defensive Player of the Year midseason watch list
- Wooden Midseason Top 25
- Lute Olson Award watch list
- Wooden Preseason Top 50
- Naismith Trophy preseason watch list
- Preseason All-SEC First Team (media/coaches)
- Bob Cousy Award preseason watch list

Tyrese Maxey

- Jerry West Award midseason finalist
- SEC Freshman of the Week (Jan. 13)
- Wooden Midseason Top 25
- Bilustrator National Freshman of the Week (Dec. 31)
- USBWA Wayman Tisdale National Freshman of the Week (Dec. 31)
- NCAA March Madness National Player of the Week (Dec. 30)
- SEC Freshman of the Week (Dec. 30)
- Bluegrass Sports Commission MVP of the Kentucky-Louisville game
- USBWA Oscar Robertson Trophy watch list
- SEC Freshman of the Week (Nov. 11)
- Wooden Preseason Top 50
- NABC Division I Player of the Year preseason watch list
- Naismith Trophy preseason watch list
- AP Preseason All-America Honorable Mention
- NBC Sports Preseason All-America Third Team
- Preseason NCAA March Madness Player of the Year candidate
- Preseason All-SEC Second Team (media/coaches)
- Jerry West Award preseason watch list

EJ Montgomery

- Preseason All-SEC Second Team (media/coaches)
- Karl Malone Award preseason watch list

Immanuel Quickley

- SEC Player of the Week (Jan. 13)
- Preseason NCAA March Madness "Glue Guy"

Nick Richards

- SEC Co-Player of the Week (Jan. 27)
- NCAA March Madness National Player of the Week (Jan. 27)
- Bilustrator National Co-Player of the Week (Jan. 27)
- USBWA Oscar Robertson National Player of the Week (Dec. 31)
- SEC Co-Player of the Week (Dec. 30)

Nate Sestina

- Senior CLASS Award candidate

Kentucky Ends Drought in Knoxville with Win at Tennessee

KNOXVILLE, Tenn. - Kentucky continued its recent surge by finally finding a way to beat Rick Barnes' Tennessee Volunteers in Knoxville.

Immanuel Quickley scored 15 of his 18 points in the second half as No. 15/16 Kentucky beat Tennessee 77-64 on Saturday to win for the sixth time in seven games. The Wildcats (18-5, 8-2 SEC) won at Thompson-Boling Arena for the first time since 2015.

"This is a hard environment," Kentucky coach John Calipari said. "This is a tough place to play. Rick's teams are not going to give you the game. You've got to take it."

Tennessee (13-10, 5-5) had won its last four home games against Kentucky, including two instances when the unranked Vols beat a ranked Wildcats squad. Kentucky had been the higher-ranked team in each of those four matchups.

That gave Tennessee hope it could do it again Saturday, but, as their head coach implored, the Wildcats took the victory.

John Fulkerson's ability to get Kentucky's big men in foul trouble allowed Tennessee to stay close most of the way, but the Wildcats' superior depth ultimately made the difference.

Kentucky outscored Tennessee 17-3 off the bench as freshman reserve Johnny Juzang collected 13 points, more than twice as many points as he'd ever tallied before. Juzang's previous career high was six points against Georgia on Jan. 21. He entered Jan. 15 with just 20 points all season.

"If you have a clear vision and goal in mind of what you want to do, you're going to keep pushing," Juzang said. "You're not always going to feel great or motivated or positive. That's just not realistic, you know? You're going to go through stretches where you're down and not motivated and might lose a little bit of hope. You've just got to keep going, no matter how you feel."

Juzang was one of five Kentucky players to score in double figures. Quickley led the way with his 18. Nick Richards and Tyrese Maxey added 15 apiece, and Ashton Hagans had 10.

Santiago Vescovi scored 18 points for Tennessee. Jordan Bowden joined Fulkerson with 16.

Vescovi's consecutive 3-pointers narrowed a 10-point Kentucky lead to 51-47 with 9:16 left. One of those 3-pointers came from well over 30 feet away with the shot clock expiring.

The Wildcats were still clinging to a four-point lead when Richards got fouled with 7:59 left. Richards made the first of two free throws and missed the second, but Juzang got the offensive rebound and scored to make it 56-49.

Tennessee was within five points again when Bowden missed a 3-pointer with 2:24 left. Kentucky outscored the Vols 11-3 the rest of the way with a back-breaking 3-pointer from Quickley and key free throws down the stretch.

Of note ...

- In Kentucky's most played series, UK extended its series lead to 156-73 and 56-52 in games in Knoxville
- For those into good omens, UK has never won a national title without winning in Knoxville in the same season
- In every season the Wildcats have won at Tennessee in the Calipari era coming into this season, they've advanced to the Final Four (UK did not play in Knoxville for the 2014 Final Four run)
- UK improved to 15-0 when outrebounding the opponent this season
- Kentucky moved to 198-19 (.912) under Calipari when keeping the opponent at 40% or less, including 11-3 this season
- Entering the game at 78.7% at the foul line, the Wildcats had another solid performance at 88.0% (22 of 25). It is UK's fifth straight game shooting 80% or better from the charity stripe
- UK is now 278-7 under Calipari when leading by at least 10 points during the game
- Five players scored in double figures for the second time this season (also did it at Arkansas)
- Quickley scored in double figures for the 12th straight game, the longest streak since PJ Washington did it 12 straight times last season
- Keion Brooks Jr. grabbed a career-high nine rebounds

Tuesday Marks Calipari's 400th Game at Kentucky

John Calipari will near another career milestone when he coaches in his 400th career game at Kentucky on Tuesday at Vanderbilt. Only the Baron of the Bluegrass, Adolph Rupp, coached more games as UK's lead man.

Rupp coached in a jaw-dropping 1,066 career games over the span of 41 seasons at Kentucky. Calipari just recently pass Joe B. Hall, who led the Kentucky sidelines for 397 games.

Calipari has kept pace with one of the game's all-time greatest coaches. Rupp won 331 times in his first 400 games at UK. If Calipari can secure a victory Tuesday night, he will be just seven wins behind Rupp with 324 in his first 400. Rupp finished his Kentucky career with 876 victories and an .822 winning percentage. Calipari currently has an .810 winning percentage.

As Calipari hits game No. 400, it's worth looking back at some of his most memorable accomplishments in Lexington:

- 2012 national title
- Four Final Fours appearances, including four in a five-year span, one of just three coaches in NCAA history to accomplish that feat
- More wins (323), NCAA Tournament wins (31), Final Four appearances (four), Elite Eights (seven) and Sweet 16s (eight) than any other coach during his tenure at Kentucky
- Six Southeastern Conference Tournament titles and five SEC regular-season championships
- Churned out 38 NBA Draft picks, 29 first-rounders, three No. 1 selections, seven top-five picks and 21 lottery selections at Kentucky
- Graduated 100% of the players (20 of 20) who have been eligible to receive their diploma by the end of their senior seasons and exhausted their athletic eligibility
- Secured a top-three ranked signing class in every season

Vanderbilt Brings Out the Comeback Cats

Kentucky would rather not play with the proverbial fire of falling behind Vanderbilt and coming back as the Wildcats have done so often in the series' recent history, but there's no denying that the Wildcats have made it a habit of late of breaking the Commodores' hearts.

During the current seven-game winning streak vs. Vanderbilt, UK has rallied from a double-digit deficit in four of those games. (It's also worth mentioning that the Wildcats came back from a 22-point hole to win 82-79 at Vanderbilt on Feb. 22, 1997.)

The most recent one came last month in this season's first meeting. Trailing by 10 in the second half, UK utilized a 7-0 run to chip away at the deficit. A pair of Immanuel Quickley free throws gave UK its first lead of the second half at 53-52 with 8:33 to play. The Wildcats eventually pulled away by double digits in the final minutes thanks to strong play from Tyrese Maxey and a Nick Richards dunk-fest. It was Kentucky's largest halftime deficit (seven points) of the season and the second-highest deficit (17 vs. Utah) during any game.

Despite Vanderbilt's recent conference woes, the Wildcats won't need any reminders to take the Commodores seriously after Vanderbilt delivered LSU its first conference loss of the season last week, 99-90, behind 12 3-pointers.

Vanderbilt has proven it can make the long ball, having made 10 or more 3-pointers in eight games this season. The Commodores had to figure out a way to overcome the loss of Aaron Nesmith, who had made 60 of 115 3-point attempts (52.2%), but they found their way against the Wildcats in the January meeting. Entering that first matchup having made just 20 of their previous 131 shots from behind the arc (15.3%), Vanderbilt made nine vs. Kentucky. Counting the game vs. UK, Vanderbilt has made at least six 3-pointers in its last four games.

Here are the recent double-digit rallies by Kentucky against Vanderbilt:

- Jan. 29, 2019 - UK came back from a 10-point second half hole
- Jan. 12, 2019 - The Wildcats rallied from 12 down in the first half to win



2019-20 Lead-Deficit Comparison

Opponent	Biggest Lead	Biggest Deficit	Biggest Run	Changes	Ties	Led	Trailed	Result
GC (Exh)	29 (2nd)	N/A	12-0	0	0	38:27	0:00	W, 80-53
KSU (Exh)	33 (2nd)	N/A	10-0	0	1	37:33	0:00	W, 83-51
vs. Michigan St.	13 (2nd)	2 (1st)	9-0	3	4	36:55	0:38	W, 69-62
EKU	44 (2nd)	N/A	14-0	0	0	38:49	0:00	W, 91-49
EVANSVILLE	3 (1st)	8 (1st)	7-0	7	5	5:44	29:34	L, 67-64
UTAH VALLEY	16 (2nd)	2 (1st)	7-0	5	5	34:36	1:23	W, 82-74
MOUNT ST. MARY'S	25 (2nd)	3 (1st)	10-0	4	1	37:51	1:58	W, 82-62
LAMAR	27 (2nd)	N/A	20-0	0	1	38:32	0:00	W, 81-56
UAB	20 (2nd)	3 (1st)	9-0	2	1	35:44	2:21	W, 69-58
FDU	34 (2nd)	2 (1st)	17-0	1	2	37:44	1:01	W, 83-52
GEORGIA TECH	16 (2nd)	5 (1st)	10-0	4	3	31:03	6:56	W, 67-53
vs. Utah	2 (1st)	17 (2nd)	8-0	1	2	0:08	37:42	L, 69-66
vs. Ohio State	4 (1st)	8 (2nd)	5-0	4	5	3:29	33:23	L, 71-65
LOUISVILLE	12 (2nd)	4 (1st)	8-0	13	10	28:38	10:43	W, 78-70
MISSOURI	16 (2nd)	8 (1st)	12-0	1	0	28:14	11:02	W, 71-59
at Georgia	11 (2nd)	9 (1st)	10-0	7	5	13:35	22:49	W, 78-69
ALABAMA	15 (2nd)	2 (1st)	8-0	2	2	37:34	0:20	W, 76-67
at S. Carolina	14 (1st)	6 (2nd)	8-0	1	2	35:12	3:41	L, 81-78
at Arkansas	12 (2nd)	4 (1st)	15-0	4	4	31:24	5:28	W, 73-66
GEORGIA	16 (2nd)	1 (1st)	8-0	2	0	39:08	0:24	W, 89-79
at Texas Tech	10 (2nd)	4 (1st)	7-0	8	8	32:52	4:37	W, 78-76 ^{OT}
VANDERBILT	11 (2nd)	10 (2nd)	7-0	6	5	19:57	17:37	W, 71-62
at Auburn	7 (1st)	9 (2nd)	9-0	17	5	25:14	12:54	L, 75-66
MISSISSIPPI ST.	14 (2nd)	N/A	7-0	0	1	38:43	0:00	W, 80-72
at Tennessee	13 (2nd)	2 (1st)	8-0	2	1	37:59	0:21	W, 77-64
at Vanderbilt								
OLE MISS								
at LSU								
FLORIDA								
at Texas A&M								
AUBURN								
TENNESSEE								
at Florida								
BIGGEST/MOST	44	17	20-0	17	10	39:08	37:42	
TOTALS						669:05	205:13	

- Jan. 30, 2018 - Kentucky came back from a 14-point deficit for the victory in overtime
- Feb. 28, 2017 - The Wildcats stormed back from a 19-point first-half hole for a dramatic victory over the Commodores

Nick and Quick at the Heart of Recent Run

Beginning with the Louisville game, Kentucky has won 10 of its last 12 games and is playing like one of the best teams in the country against a difficult recent schedule. The Wildcats have wins over ranked opponents, key road victories in hostile environments and have put themselves at the top of the Southeastern Conference race during the stretch.

It's been a team effort, but two players in particular have stood out as the Wildcats have re-emerged on the national scene: Nick Richards and Immanuel Quickley. They're playing at an All-SEC-caliber level beginning with the Louisville win.

Player	Stats Breakdown (per game, excluding FG%)
Richards' first 11	11.9 points, 6.9 rebounds, 2.3 blocks, 68.8 FG%
Richards' last 12	17.1 points, 9.5 rebounds, 2.0 blocks, 65.8 FG%
Richards on the road	16.0 points, 8.5 rebounds, 1.8 blocks, 70.8 FG%
Quickley's first 10*	11.1 points, 3.5 rebounds, 1.2 3-pointers
Quickley's last 12	17.8 points, 4.6 rebounds, 2.3 3-pointers
Quickley on the road	18.3 points, 5.3 rebounds, 2.3 3-pointers

*missed one of the first 11 games

Kentucky's NCAA Tournament Profile

Although Kentucky was not among the top 16 seeds when the NCAA Division I Men's Basketball Championship did an early reveal of the bracket on Feb. 8, UK's résumé certainly makes a case for it.

The Wildcats moved up to No. 21 in the NCAA's Evaluation Tool rankings following the victory at Tennessee and now have a 5-2 record vs. quadrant one teams, including solid wins vs. Michigan State (at a neutral site), Louisville and Texas Tech (on the road). Of UK's five losses, four are to teams in the top two quadrants.

The lone exception is a quadrant four loss to Evansville. Although the Wildcats wouldn't make excuses, Kentucky wasn't exactly at full strength for that one. Kentucky played that game without EJ Montgomery and with Ashton Hagens and Nick Richards playing through injuries. Suffice it to say, UK has come a long ways since that Feb. 12 loss.

What could ultimately separate UK from its competition is its impressive play on the road. Kentucky is now 4-2 in true road games, including going 3-1 through a recent gauntlet that included four straight Saturday road games vs. Arkansas, Texas Tech, Auburn and Tennessee. UK won three of those four games.

The official field of 68 will be announced on March 15 on TBS.

Confident Richards Writing His 'Own (Dominant) Story'

Every player is on their own timetable, John Calipari has repeated throughout his time at Kentucky. For some that means breaking through after their freshman season. For others it may mean two, three or four years of development. Maybe no player is a better example of that than Nick Richards.

The junior forward is not only enjoying the most productive season of his career, he's producing one of college basketball's best stories of the season. After averaging 4.5 points, 3.9 rebounds and 1.1 blocks over 13.4 minutes a game in the first two seasons of his career, he has emerged as a leading candidate for Southeastern Conference Player of the Year and All-America honors.

With his latest standout performance -- 27 points (a career high) and 11 rebounds vs. Mississippi State, including 25 points in the second half -- Richards leads the team in rebounding (8.3 per game), blocks (2.1 per game) and double-doubles (10) to go along with a conference-high .670 field-goal percentage and 14.6 points per game. His field-goal percentage mark is also good for fourth in the nation, through games on Feb. 8, and just barely trails Marcus Lee's 2015-16 single-season school-record mark of 68.0% (minimum 150 attempts).

The centerpiece of a frontline that entered the season with questions about its depth and talent after losing PJ Washington and Reid Travis to the pros, Richards has squashed any and all concerns about his ability to produce.

"How many guys have 7-footers that can do what that kid does?" John Calipari said after the Texas Tech game. "Not many."

Case in point: Richards is one of just two players in the country and the only Power 5 big man averaging at least 14.0 points per game, at least 8.0 rebounds and at least 2.0 blocks while shooting at least 65.0% from the floor.

In a program headlined by one-and-done success stories, Richards stuck to his own timetable. He didn't start playing basketball until midway through his teenage years, so not only was he behind the traditional development curve, he also lacked the demonstrated performance of his peers. Now that he's built his own confidence, he is playing like one of the best players in the country



NOTES

-- and was awarded as such on Jan. 27, winning his second national player of the week award and his second SEC Player of the Week honor.

"Everybody has their own story," Richards said after the Texas Tech game. "Just because I go to a school that's known for one-and-done doesn't mean I have to be one-and-done. It took me time to develop over the past three years. I've had the best time of my life. Meeting incredible people, having the best coaching staff in the world training me to be the player I am right now and to be a better player for times to come."

Richards played well early in the season, but his recent meteoric rise began vs. Louisville and has continued into the conference season. Despite impressive early numbers, Richards had yet to fully break through vs. consistent, upper-level competition. Against Louisville's front line, one of the best in the country, Richards delivered. The 6-foot-11 big man from Jamaica secured a double-double with 13 points and 10 rebounds, but it was how he did it that impressed the most.

Playing the final 8:53 of regulation and all five minutes of overtime with four fouls, Richards took two momentum-changing charges and scored seven straight points in overtime with the game on the line. With Louisville leading 68-65 with 2:21 to go in overtime, Richards snared an offensive rebound (one of six in the game) and converted the traditional three-point play to even the score once again. His free throws with 27 seconds remaining gave the Wildcats a 72-70 lead they would not relinquish. Richards also drew a game-high 11 fouls to get Kentucky to the free-throw line, a key difference in the outcome. His defense was a difference maker.

The double-double for Richards was his first against a ranked opponent in his three seasons. In 20 games prior against ranked foes, Richards averaged 3.8 points and 3.9 rebounds per game. He had never recorded double-digit scoring or rebounding numbers against a ranked opponent. Now he's done it in two of his last three games vs. ranked opponents after a monster 25-point, 14-rebound, four-block game at Texas Tech.

In the game in Lubbock, Texas, Richards became just the second Wildcat in the Calipari era to post at least 25 points, 14 rebounds and four blocks in a game. National Player of the Year Anthony Davis did it in 2012.

Richards was dominant from start to finish vs. the Red Raiders. After setting the tone early in the game with a thunderous block and a handful of intimidating swats, he took over in overtime with seven points, including the game-winning free throws with 10 seconds left and nearly 15,000 hostile fans screaming at him to miss.

Over the last 12 games, Richards is averaging 17.1 points, 9.5 rebounds and 2.0 blocks with six double-doubles. In SEC play, Richards is tallying 16.7 points, 9.0 rebounds and 1.9 blocks per game.

As Richards goes, so does UK. Kentucky is 17-1 this season when he scores in double figures, 10-0 when he grabs double-digit rebounds and 6-1 when he blocks at least four shots.

Quickley Emerging as Go-To Option

John Calipari called Immanuel Quickley the most improved player on the 2018-19 team, but his development from last season to this one might be even more impressive.

Quickley, now a sophomore, has scored in double figures in 18 of the 22 games he's played and topped the 20-point plateau in five games. Overall, he's averaging a team-high 14.8 points per game and proven to be Kentucky's best perimeter shooter. He's made a team-high 39 3-pointers -- including making a 3 in 20 of 22 games he's played -- and shooting a team-high 39.4% from behind the arc after a slow start.

Emerging as one of the Wildcats' go-to threats down the stretch, Quickley has hit a number of big shots late in games, including a step-back jumper at South Carolina to tie the game -- two of seven straight points he scored in the final minute -- key 3-pointers in second-half victories vs. Louisville, at Georgia, vs. Alabama, at Arkansas and at Tennessee, and clutch free throws to close out games vs. Louisville, Alabama, Texas Tech and Mississippi State.

Quickley's torrid shooting streak finally cooled off, but he is still averaging a team-high 17.8 points per game to go along with 4.6 rebounds and 27 3-pointers over the last 12 games.

"The kid lives in the gym," Calipari said. "He's kind of like Tyler (Herro). He's like Shai

(Gilgeous-)Alexander, those guys. He's just like them."

After Tyler Herro set a new school record at the free-throw line last season, Quickley is threatening to make it a short-lived mark. Quickley is currently making 92.0% at the line, just behind Herro's 93.5%. He's ranked first in the Southeastern Conference (through games on Feb. 8) and fifth in the nation. He's enjoyed three different stretches of 24, 18 and 17 consecutive makes.

Against Mississippi State, Quickley made all 14 of his free-throw attempts tying a school record for makes without a miss. Previously, Louie Dampier (Dec. 22, 1966 vs. Oregon State), Ramel Bradley (Nov. 7, 2007 vs. Gardner-Webb) and Jodie Meeks (Jan. 13, 2009 at Tennessee) also hit 14 without a miss. Quickley made eight of them in the final minute as Mississippi State tried to extend the game.

Quickley really emerged in the rivalry game vs. Louisville. After scoring 16 points in three previous games for his career high, Quickley set a new mark with 18 points in the win over No. 3/4 Louisville. He made two key 3-pointers and was 8 of 8 from the free-throw line, including two in the final seconds of overtime to seal the outcome.

The Maryland native earned the opportunity for a career game offensively because of a stellar day defensively. Calipari told his team that whoever could guard Louisville's leading scorer, Jordan Nwora, would get significant playing time. Quickley answered the call and took on the majority of the assignment. Nwora, who came into the game averaging 21.2 points per contest, was held to just eight points on 2-of-10 shooting.

Quickley is on a career-best 12-game double-figure scoring streak, including a career-high 23 points vs. Missouri that included a 4-of-4 day from behind the 3-point line. He's the first player this season to score in double figures in 10 or more straight games. During the recent 12-game stretch, Quickley has scored 20 or more points five times and made three or more 3-pointers four times, including a career-high five vs. Alabama.

Mirroring his even-keel approach, Quickley has been Kentucky's most consistent performer in hostile territory. He's averaging a team-best 18.3 points in addition to 5.3 rebounds and 12 14-pointers (on 51.9% shooting) in UK's six true road games.

Hagens One of the Best Point Guards in the Country

Ashton Hagens certainly has the confidence of his head coach in year two as Kentucky's starting point guard.

"We could say there are better point guards in the country, but you got to tell me who you're talking about," John Calipari said.


Hagens has been the consummate point guard in his sophomore season, doing a little bit of everything to affect the game. He is averaging 12.3 points, 6.8 assists, 4.0 rebounds and 2.0 steals per game while grabbing the leadership reins of a talented but once again young team. The midseason Bob Cousy Point Guard of the Year finalist is one of only two players in the nation averaging at least 12.0 points, 6.5 assists, 4.0 rebounds and 2.0 steals.

The Cartersville, Georgia, native has boasted double-figure scoring in 16 of 23 games, including a career-high 26-point performance in the win over Utah Valley. He's dished out three or more assists in every game and has five or more in 19 of the 23, including a career-high-tying 12 vs. UAB. His streak of 10 games with six or more assists was snapped with five dimes at Georgia. It was the best run by a Wildcat under John Calipari and the best run since Roger Harden dished six or more in 12 straight from Jan. 11 to Feb. 15, 1986.

With 316 career dimes, he is tied for 14th in program history. His assists average is ranked ninth in the country, tops in the league (through games on Feb. 8) and only slightly behind Tyler Ulis' 2015-16 school-record pace of 7.0 assists per game.

Turnovers have been an issue of late with Hagens with four or more turnovers in seven of his last 11 games, but he's still third in the conference (through games on Feb. 8) with a 2.0 assist-to-turnover ratio.

Hagens has flirted with a triple-double on a number of occasions this season, the latest of which was a 15-point, nine-assist, nine-rebound game vs. Alabama. Underscoring his coach's ability in him, Hagens posted that line and Calipari wasn't satisfied.

Measurables		Miscellaneous Stats		
<p>Wing Span</p> <ol style="list-style-type: none"> Nick Richards - 7'5" Dontaie Allen - 7'2.50" Nate Sestina - 7'2" Keion Brooks Jr. - 7'1" Johnny Juzang - 7'1" 		<p>3/4-Court Sprint</p> <ol style="list-style-type: none"> Ashton Hagens - 3.11 secs. Tyrese Maxey - 3.21 secs. Immanuel Quickley - 3.21 secs. Brennan Canada - 3.31 secs. Johnny Juzang - 3.32 secs. 	<p>Charges Drawn</p> <ul style="list-style-type: none"> Nick Richards - 7 Keion Brooks Jr. - 1 Tyrese Maxey - 1 Immanuel Quickley - 1 Nate Sestina - 1 	<p>10-Second Violations</p> <ul style="list-style-type: none"> Forced by Kentucky - 0 Forced by Opponent - 1
<p>Maximum Vertical</p> <ol style="list-style-type: none"> Keion Brooks Jr. - 37" Immanuel Quickley - 37" Nick Richards - 36.50" Ashton Hagens - 36.50" Tyrese Maxey - 35.50" 		<p>Body Fat</p> <ol style="list-style-type: none"> Immanuel Quickley - 6.51% Ashton Hagens - 7.00% Tyrese Maxey - 7.21% Nate Sestina - 7.31% EJ Montgomery - 7.70% 	<p>First Sub</p> <ul style="list-style-type: none"> Keion Brooks Jr. - 9 Nate Sestina - 9 Kahlil Whitney - 5 Tyrese Maxey - 2 Immanuel Quickley - 2 Johnny Juzang - 1 EJ Montgomery - 1 Nick Richards - 1 	<p>Shot-Clock Violations</p> <ul style="list-style-type: none"> Forced by Kentucky - 16 Forced by Opponent - 13
<p>Hand Width</p> <ol style="list-style-type: none"> Dontaie Allen - 11.5" Nate Sestina - 11" Johnny Juzang - 10.75" Nick Richards - 10.5" Keion Brooks Jr. - 10.5" 		<p>185-Pound Bench Press</p> <ol style="list-style-type: none"> Nick Richards - 18 reps EJ Montgomery - 9 reps Johnny Juzang - 8 reps Ashton Hagens - 6 reps Riley Welch - 6 reps 	<p>5-Second Violations</p> <ul style="list-style-type: none"> Forced by Kentucky - 2 Forced by Opponent - 0 	<p>Tip-offs (including OT)</p> <ul style="list-style-type: none"> Won by Kentucky - 17 Won by Opponent - 8
				<p>3-Point Plays</p> <ul style="list-style-type: none"> Nick Richards - 12 Immanuel Quickley - 8 Ashton Hagens - 7 Tyrese Maxey - 7 Nate Sestina - 4 EJ Montgomery - 3 Keion Brooks Jr. - 1
				<p>4-Point Plays</p>



"That's how much I think of (him)," Calipari said. "You're a triple-double, and I'm saying you're better."

The reigning Southeastern Conference Co-Defensive Player of the Year remains UK's best on-ball defender with a team-high 47 steals, and even those numbers don't really do him justice. His ability to disrupt opposing teams' offense was on full display in road wins at Georgia and Texas Tech.

Hagans posted three steals vs. the Red Raiders, but it was the plays that didn't show up as steals that helped preserve the win. Down the stretch, he forced three key turnovers, including knocking the ball off a defender's foot on the sideline, running the length of the floor to tip away what would have been a transition alley-oop dunk, and swatting away the potential game-tying shot in the closing seconds of overtime.

It is plays like those that have put Hagans on the midseason watch list for the Naismith National Defensive Player of the Year award for a second season in a row and a big reason why the Wildcats are plus-213 this season with him on the floor, a team high.

"You're not going to find a player that is better on the defensive end on and off the ball than Ashton Hagans has been," ESPN analyst Jay Bilas recently said. "I think he's the frontrunner for national defensive player of the year."

Said national writer Jeff Goodman: "Lots of great defensive players out there, but I'll take Ashton Hagans over all of them."

With 107 swipes in 59 career games, Hagans is averaging 1.814 steals per game for his career. That rate is second all-time in program history, trailing only Rajon Rondo's 2.294 mark.

Hagans has done all this while fighting through a pair of nagging injuries this season. He battled lower leg pain for the first handful of games to start the season and played through a left ankle sprain early in the SEC season.

Maxey at his Best Against the Best

Expectations for Tyrese Maxey escalated after he shot the roof off Madison Square Garden in his college debut in early November.

After scoring 26 points in front of a national audience vs. the No. 1 team in the country at the time, Michigan State, many expected him to do that on a nightly basis. It was a high bar for a freshman who would have to endure the same ups and downs just about every freshman has to that puts on a Kentucky uniform.

Now 23 games into the season, what everyone has found out is that Maxey still has that potential. It just tends to come out when the stakes are at their highest.

Highlighted by a career-high 27-point performance in the victory over No. 3/4 Louisville, Maxey is averaging a team-high 19.4 points to go along with 5.0 rebounds while shooting 44.4% from the field, 41.7% from 3-point range and 83.8% from the free-throw line in UK's five games vs. ranked foes.

Maxey's 26 points in the 1-2 matchup vs. Michigan State topped Terrence Jones' 25 points against East Tennessee State in 2010 for the most points by a freshman in their debut as a Wildcat. In that game, Maxey's first points didn't come until just after the midway point of

the first half, but he scored seven straight points to help Kentucky earn an 11-point halftime lead. From the 10:03 mark of the second half until a pair of Ashton Hagans' free throws with 37 seconds to play, Maxey scored or assisted on 14 straight UK points to hold off the Michigan State rally.

There was no bigger shot that night though than his final 3-pointer with a minute to play. Michigan State had cut the lead to just two and momentum seemed to be swinging to the veteran-laden Spartans. In front of two former UK stars, John Wall and Jones, as well as NBA champion Kevin Durant, Maxey took 6-foot-6 Aaron Henry off the dribble and launched a shot four feet behind the 3-point line. With one swish of the net, Maxey etched his name into Kentucky record books and introduced himself to the nation.

Against Louisville, the Jerry West Award midseason finalist made a career-high nine field goals (on 14 shots), sunk a career-best four 3-pointers and tied a career high with seven rebounds. His 27 points are the most by a UK freshman vs. Louisville and the most by a Wildcat in the rivalry since Jodie Meeke's score 28 on Jan. 4, 2009.

Highlighted by four 20-point performances, Maxey -- a three-time Southeastern Conference Freshman of the Week selection -- is averaging 13.4 points per game. He's scored in double figures in 15 games with 24 3-pointers. He flirted with a triple-double in his first true road test at Georgia on Jan. 7. Maxey had 17 points, seven rebounds, a career-high eight assists, a career-high four blocks and a steal in 39 minutes against the Bulldogs.

The importance of Maxey on the court was evident in the loss at South Carolina. Maxey suffered a leg contusion that limited him to 15 minutes in the second half. With Kentucky leading by 13 with 11:39 to play, Maxey exited with his injury. When he returned to the floor with 7:46 to play, the lead was just three for the Wildcats. He also sparked the decisive 15-0 second-half run at Arkansas with five straight points. Maxey had 10 second-half points to lead a double-digit comeback effort at home against Vanderbilt.

Maxey's defense has made huge strides, including holding Georgia Tech's leading scorer Michael Devoe, who entered the game averaging 21.4 points per game, to just five points. Maxey's defense was so good that ESPN analyst Jay Bilas called Maxey the player of the game despite going 0 for 9 from the floor.

Sestina Nearing 1,000 Career Points

Kentucky's most veteran player, Nate Sestina, is nearing a career milestone. Sestina needs six more points to reach 1,000 collegiate points for his career split between Bucknell and UK.

Sestina, considered one of UK's team leaders for his floor presence and energy, is averaging 5.9 points and 4.3 rebounds per game. His career-high five 3-pointers against No. 5 Ohio State appeared to help spearhead a resurgence from long range for the Cats, who have drained six or more in six of the last 13 games beginning with the Ohio State contest.

Rebound!

Kentucky -- as it always is under John Calipari -- is one of the strongest rebounding teams in the country. The Wildcats rank in the top 50 nationally in rebounding margin and defensive

UK's Record vs. AP Ranked Opponents and as an AP Ranked Opponent Under Cal

Kentucky (RK)	Opponent Rank																									RV	NR	TOTAL					
	1	2	3	4	5	6	7	8	9	10	11	12	13	14	15	16	17	18	19	20	21	22	23	24	25								
1	-	0-1	0-1	1-0	2-0	2-0	-	2-0	1-0	-	0-1	-	-	-	2-0	1-0	1-0	-	1-0	3-0	1-0	-	-	-	-	6-2	46-3	69-8					
2	1-0	-	-	0-1	1-0	0-1	-	-	-	-	-	1-0	1-0	-	1-0	-	1-0	-	0-1	-	-	-	-	-	-	-	4-0	24-0	34-3				
3	-	-	-	1-0	-	-	-	-	0-1	-	-	-	1-0	-	-	-	-	-	-	0-1	-	-	-	-	-	-	1-0	17-0	20-2				
4	-	0-1	-	-	-	-	0-1	0-1	-	-	-	-	-	1-0	-	-	-	-	-	-	-	-	-	-	-	1-0	2-0	9-2	13-5				
5	1-0	-	-	-	-	0-1	-	-	-	-	-	-	-	-	-	-	-	-	-	0-1	-	-	-	-	1-0	-	1-0	9-0	13-2				
6	-	-	-	-	0-1	-	-	1-0	1-0	-	-	-	-	-	-	-	-	-	-	1-0	-	-	-	-	-	-	1-0	8-1	12-3				
7	-	-	-	0-1	-	-	-	-	-	-	-	1-0	-	-	0-1	-	-	-	-	1-0	-	-	-	-	-	-	-	-	5-1	7-3			
8	-	-	-	-	-	-	-	-	-	1-0	-	-	-	1-0	-	-	-	-	-	-	-	-	-	1-0	-	0-1	-	2-3	13-0	18-4			
9	-	-	-	-	-	-	-	-	-	-	-	-	-	-	-	-	-	-	-	-	-	-	-	-	-	-	-	-	7-2	7-2			
10	-	-	-	-	-	-	-	-	-	-	-	-	-	0-1	-	-	-	-	-	-	-	-	-	-	-	-	-	1-3	10-2	11-6			
11	1-0	-	-	-	-	-	1-0	-	0-1	-	-	-	-	1-0	-	-	-	0-1	-	-	-	-	2-0	-	-	-	-	-	6-1	11-3			
12	-	-	-	-	-	-	-	-	-	-	-	-	-	1-0	-	1-0	-	-	-	-	-	-	-	-	-	-	1-0	2-1	5-1	5-1			
13	-	-	-	-	-	-	-	-	-	-	-	-	-	-	-	-	0-1	-	-	-	-	-	-	-	-	-	-	-	7-2	7-3			
14	-	-	0-1	-	-	-	-	-	-	-	-	-	-	-	-	-	-	-	-	-	-	-	-	-	-	-	1-1	9-1	10-3	10-3			
15	-	-	-	-	-	-	-	-	-	-	-	-	1-0	-	-	-	-	-	1-0	-	-	-	-	-	-	-	1-0	6-0	9-0	9-0			
16	-	-	-	-	-	-	-	-	-	-	-	-	-	-	-	-	1-0	-	-	-	-	-	-	-	-	-	2-0	4-1	7-1	7-1			
17	-	-	-	-	-	-	-	-	-	-	-	-	-	-	-	-	-	-	-	-	-	-	-	1-1	-	-	-	4-2	5-3	5-3			
18	-	-	-	-	-	-	-	-	-	-	-	-	-	-	-	-	-	-	-	-	-	-	0-1	-	-	-	-	3-2	6-2	9-4	9-4		
19	-	-	1-0	1-0	-	-	-	-	1-0	-	-	-	-	-	-	-	-	-	-	-	-	-	-	-	-	-	-	2-0	5-0	5-0	5-0		
20	-	-	-	0-1	-	-	-	-	-	-	-	-	-	-	-	-	-	-	-	-	-	1-0	-	-	-	-	-	-	3-1	4-2	4-2	4-2	
21	-	-	-	-	-	-	-	-	-	-	-	-	-	-	-	-	-	-	-	-	-	-	-	-	-	-	-	1-0	2-1	3-1	3-1		
22	-	-	-	-	-	-	-	-	-	-	-	-	1-0	-	-	-	-	-	-	-	-	-	-	-	-	-	-	1-0	5-1	7-1	7-1		
23	-	-	-	-	-	-	-	-	-	-	-	-	-	-	-	-	-	-	-	-	-	-	-	-	-	-	-	0-1	3-0	3-1	3-1		
24	-	-	-	-	-	-	-	-	-	-	-	-	-	-	0-1	-	-	-	-	-	-	-	-	-	-	-	-	-	0-1	0-2	0-2	0-2	
25	0-1	-	-	-	-	-	0-1	-	-	-	-	-	-	-	-	-	-	-	-	-	-	-	-	-	-	-	-	-	1-1	1-3	1-3	1-3	
RV	0-1	1-0	-	-	1-0	-	2-0	-	-	0-1	-	1-0	1-0	-	-	-	-	0-1	-	-	-	-	-	-	-	-	-	-	-	6-3	6-3	6-3	
NR	-	-	-	0-1	-	-	-	-	-	-	-	1-0	-	-	-	-	1-0	-	-	-	-	-	-	-	-	-	-	-	-	2-1	2-1	2-1	2-1
TOTAL	3-2	1-2	1-2	3-4	4-1	2-2	4-2	3-1	3-2	1-2	2-1	4-0	5-0	2-2	1-1	4-0	3-1	2-2	2-2	1-1	4-0	4-0	1-2	1-1	1-0	-	-	Total	298-70	62-33	62-33		



NOTES

Points Per Possession

Game	Off. PPP	Def. PPP
vs. Michigan State	0.96	0.86
EASTERN KENTUCKY	1.07	0.58
EVANSVILLE	0.91	0.96
UTAH VALLEY	1.12	1.01
MOUNT ST. MARY'S	1.17	0.89
LAMAR	1.21	0.84
UAB	1.08	0.91
FAIRLEIGH DICKINSON	1.24	0.78
GEORGIA TECH	1.00	0.79
vs. Utah	0.99	1.03
vs. Ohio State	0.98	1.08
LOUISVILLE	1.11	1.00
MISSOURI	1.08	0.89
at Georgia	1.07	0.95
ALABAMA	1.03	0.91
at South Carolina	1.03	1.07
at Arkansas	1.00	0.90
GEORGIA	1.22	1.08
at Texas Tech	0.99	0.96
VANDERBILT	1.08	0.94
at Auburn	1.03	1.17
MISSISSIPPI STATE	1.13	1.01
at Tennessee	1.20	1.00
at Vanderbilt		
OLE MISS		
at LSU		
FLORIDA		
at Texas A&M		
AUBURN		
TENNESSEE		
at Florida		

Overall

UK offensive high - 1.24 vs. FAIRLEIGH DICKINSON
 UK offensive low - 0.91 vs. EVANSVILLE
 Kentucky SEC offensive high - 1.22 vs. GEORGIA
 Kentucky SEC offensive low - 1.00, at Arkansas
 Kentucky postseason high -
 Kentucky postseason low -
 Opponent offensive high - 1.17, at Auburn
 Opponent offensive low - 0.58, EASTERN KENTUCKY
 Opponent SEC offensive high - 1.17, at Auburn
 Opponent SEC offensive low - 0.89, MISSOURI
 Opponent postseason high -
 Opponent postseason low -

Clutch Free Throws

Free throws during a two-possession game (six points or less) at any point with 3:00 or less to play or overtime:

Player	FTs	Pct.
Immanuel Quickley	25-25	1.000
Johnny Juzang	2-2	1.000
Ashton Hagans	23-26	.885
Tyrese Maxey	6-7	.857
Nick Richards	21-25	.840
Nate Sestina	2-3	.667
Keion Brooks Jr.	4-6	.667
EJ Montgomery	0-2	.000
Kahlil Whitney	0-1	.000
Kentucky	83-97	.856

rebounds per game.

But while good this year, UK isn't elite on the glass as it usually is, and it's cost the Wildcats in some games. UK is 1-4 when the other team grabs more rebounds, its lone win coming at home against Mississippi State when the Bulldogs snared three more boards than the Wildcats. UK is 15-0 when winning the battle of the glass. In the Wildcats' other remaining loss, the teams were even on the boards (UK is 2-1 in such games). In two of Kentucky's five losses, the Wildcats gave up 15 or more offensive rebounds.

Offensive rebounding -- which obviously leads to more shots and more second-chance opportunities -- is certainly an area Calipari would like to see improve. As of games through Feb. 8, UK is ranked just 216th nationally in offensive rebounds per game and 89th in offensive rebounding percentage (according to KenPom.com).

Seven of Calipari's previous 10 teams ranked in the top 20 in offensive rebounding percentage, five ranked in the top 10, and only the 2010-11 team had a worse offensive rebounding percentage than this current squad.

Taking Advantage of Free Points

One of Kentucky's strengths is its success at the free-throw line. UK is earning 25.3% of its points at the free-throw line, has a free-throw rate of 43.7% and is connecting at 78.7%. All are among the national leaders.

Kentucky's free-throw distribution percentage is ranked second and free-throw rate is rated fifth, according to KenPom.com (through games on Feb. 8). The Wildcats' make percentage is sixth in the country. Five players are making 75.0% or better (with a minimum of 20 attempts), led by Immanuel Quickley's 92.0% (104 of 113).

Kentucky's strong performance at the line isn't relegated to its success rate of makes, but also the frequency in which the Wildcats are getting to the line and the number of makes per game. UK is taking an average of 24.3 free throws a game. The Wildcats are making an average of 19.1. The opposition is averaging 13.3 makes on an average of 19.3 attempts a game.

As a matter of fact, until the Auburn game -- where the Tigers took a whopping 44 attempts, the most since Kansas took 47 on Jan. 30, 2016 -- UK had made more free throws than its opponents had taken. Kentucky's plus-5.9 points per game at the line ranks eighth in the country as of Feb. 9. Western Kentucky currently leads the country with a plus-8.1 differential. UK is seventh in the country in points per possession off of free throws at 0.085. WKU leads that category with 0.115 points per possession coming from the stripe.

John Calipari's best free-throw shooting team at Kentucky shot 72.6% in 2014-15. The 2013-14 squad averaged the most trips (28.7) and makes (19.5) per game under Calipari's tutelage. There's still a long way to go in the season, but UK's current free-throw percentage of .787 is ahead of the school record of 77.6% by the 1978-79 team.

UK has made its free throws when they matter the most. The Wildcats are 83 of 97 (85.6%) at the line when it's a two-possession game (six points or less) or less at any point with three minutes or less to play (including overtime), including a 16-for-18 performance vs. Mississippi State.

And the Award Goes to ... Kentucky!

Kentucky has dominated the weekly Southeastern Conference awards under John Calipari. UK has won more SEC honors (106) than any school during the Calipari era, including 83 SEC Freshman of the Week honors and 23 SEC Player of the Week awards.

The Wildcats have won four national honors this season. Nick Richards was named the U.S. Basketball Writers Association Oscar Robertson Trophy National Player of the Week after the win over Louisville and the NCAA March Madness National Player of the Week after back-to-back wins vs. Georgia and at Texas Tech. Tyrese Maxey took home both NCAA March Madness National Player of the Week and USBWA Wayman Tisdale National Freshman of the Week honors following the U of L game.

This season, Maxey is a three-time SEC Freshman of the Week winner (Nov. 11, Dec. 30, Jan. 13), Richards is a two-time SEC Player of the Week winner (Dec. 30, Jan. 27) and Immanuel Quickley has one SEC Player of the Week honor (Jan. 13).

S-E-C! S-E-C! S-E-C!

Kentucky is the Southeastern Conference's gold standard. Since the SEC's inception in 1932-33, the Wildcats are the most domi-

nant team in the league, recording a 1,005-283 mark (.780) in regular-season conference play. Only one other team has won more than 750 regular-season SEC games (Alabama), and no other team owns a better winning percentage.

- Kentucky has averaged 11.6 wins and only 3.3 losses per season in 86 seasons in the SEC
- UK has won 48 SEC titles and 31 SEC Tournament championships
- The Wildcats have won 16 of the last 28 SEC Tournaments
- Kentucky has captured at least a share of five of the last 10 SEC regular-season championships under John Calipari
- UK has played in the championship game of the SEC Tournament in eight of Calipari's 10 seasons, winning six times
- Kentucky won its 1,000th game in SEC regular-season action vs. Alabama on Jan. 11. Kansas has won 1,000 conference games when combining its records in the Big 6, Big 7, Big 8 and Big 12, but no team in the country has won 1,000 or more regular-season league games in one conference alone
- Seven teams made the 2019 NCAA Tournament field, tied for the second most of any league in the country
- The SEC had two teams in the Elite Eight, one in the Final Four and went 12-7 in NCAA Tournament games in 2019
- The SEC has held its own in the annual Big 12/SEC Challenge. The conferences are 20-20 over the last four seasons in the yearly January showdown
- As of the Feb. 10 rankings, three SEC teams are ranked in the Associated Press Top 25. In addition to UK, Auburn is ranked No. 11 and LSU is No. 25
- Twelve SEC schools ranked in the top 100 and seven in the top 45 of the NCAA's Net Evaluation Tool rankings, through games on Feb. 9

Kentucky Picked to Win 49th SEC Title

Eleventh-year head coach John Calipari has often described Kentucky as the hunted within the ranks of the Southeastern Conference. With more regular-season and tournament titles than the entire league combined, it's not a far-fetched mantra. If the 2019-20 preseason media poll conducted by the league's media proves true, Kentucky will once again be the pursued.

UK was voted to win their sixth regular-season title under Calipari by the league's media members. Should Kentucky achieve the feat, it would mark the program's 49th overall regular-season title.

It's the 15th time since the 1998-99 season the Wildcats are the overall preseason favorite. Calipari has directed his teams to regular-season SEC crowns in 2010, 2012, 2015, 2016 and 2017. Kentucky has claimed the SEC Tournament title six times under his direction in 2010, 2011, 2015, 2016, 2017 and 2018.

Each school selected media members that cover their team and additional media from across the nation were selected by the conference office to comprise the voting panel. Points were compiled on a 14-13-12-11-10-9-8-7-6-5-4-3-2-1 basis. Each media member also voted for two All-SEC teams.

Kentucky Trio Preseason All-SEC

In a league as talented as it's ever been, sophomores Ashton Hagans and EJ Montgomery and freshman Tyrese Maxey were tabbed preseason All-Southeastern Conference picks by both the league's media and its coaches.

Hagans was a first-team pick while Maxey and Montgomery were tabbed to the second team. Hagans also received at least one vote for the preseason pick for SEC Player of the Year.

UK has featured at least one player on one of the two end-of-the-season All-SEC teams (media or coaches) since 2006-07.

Kentucky's Schedule Packs a Punch

Kentucky's schedule is always among the toughest in the country and this season will certainly be no different.

UK's nonconference slate alone saw the Wildcats defeat Michigan State in the Champions Classic in New York, endure a tough trip to Las Vegas vs. Utah and Ohio State, included the annual rivalry vs. Louisville in Rupp Arena, and took the Wildcats to Texas Tech.

Seven of UK's 13 nonconference opponents this season made a postseason tournament in 2019, five of which made the NCAA Tournament. Michigan State (1), Louisville (3) and Ohio State (5) were all ranked in the top five of the Associated Press Top 25 at the time of the meeting. It's the first time UK has played three AP



top-five opponents before January since the 1979-80 season. The Wildcats went 2-1 vs. those three opponents.

That nonconference schedule has given way to one of the toughest league schedules in the country. UK will play its permanent home-and-away opponents of Florida, Tennessee and Vanderbilt twice, plus host and visit both Auburn and Georgia. The SEC's 15 NCAA Tournament selections over the last two years are second most in the nation.

The nonconference and league schedule combined reveals that 15 of the 26 opponents UK will face played in the postseason in 2018-19, including 11 in the NCAA Tournament, five in the Sweet 16 and three in the Final Four.

Four Kentucky opponents are ranked in the Feb. 10 Associated Press Top 25, including two nonconference foes in Louisville (5) and Texas Tech (24). Michigan State and Ohio State are receiving votes. SEC members Auburn (11) and LSU (25) are also ranked among the AP Top 25.

Big-Game Cal, Cats

John Calipari's teams aren't just good against the best teams in the country, they're great. Not only does Kentucky own a 62-33 record (.653) vs. Associated Press Top 25 teams under John Calipari, UK is 7-4 when both teams are ranked in the AP top five.

All-time, Calipari is 13-8 when both teams are ranked in the AP top five. When both teams are ranked in the AP Top 25, Calipari's all-time record is 85-56, including a 54-29 mark at Kentucky. When both are ranked in the top 10 he has a 27-19 record, including 16-12 at UK.

Kentucky has answered the bell of big-time showdowns again this season. UK is 3-2 vs. AP Top 25 teams, including 2-1 vs. top-five teams at the time.

By defeating top-ranked Michigan State to start the season, UK knocked off the No. 1 team in consecutive seasons for the first time in school history. Last season, Kentucky downed Tennessee on Feb. 19, 2019. With the win over MSU, the Wildcats now have nine victories over the No. 1 team in 25 tries.

Calipari improved to 6-4 vs. the No. 1 team in his career with the win vs. Michigan State, including 3-2 at Kentucky. According to ESPN, Calipari is the only coach with a winning (.600) percentage against No. 1 ranked teams with a minimum of 10 games faced against the No. 1.

Taking Care of Business

Kentucky's 62-33 record vs. opponents ranked in the Associated Press Top 25 in John Calipari's tenure is impressive, but the Wildcats' ability to beat all-comers can't be overlooked. Under Calipari, UK is 261-43 vs. unranked competition, an .859 winning percentage.

Cats Deliver the Knockout Punch

Kentucky is 278-7 (.975) in the John Calipari era when leading by at least 10 points at any time in the contest.

Ironically, two of the last three instances UK has let a double-digit slip away came on the road at South Carolina. The Wildcats led by as many as 14 in Columbia, South Carolina, on Jan. 15, but the Gamecocks rallied behind a buzzer-beating 3-pointer for the 81-78 win. It was the first time UK let a double-digit lead slip away since Auburn rallied for an overtime win in the 2019 Elite Eight. Prior to that, UK's last loss was another 14-point advantage at South Carolina during the 2017-18 season.

Six of the seven losses are to conference opponents.

Perhaps most impressive of all is that 71.4% of games Calipari has coached in at Kentucky have produced 10-point leads at some point during the game for UK. The Wildcats have led by 10 points or more in a whopping 86.1% of Calipari's 323 career wins at Kentucky.

Cats Don't Count on the Long Ball

New rules this season that moved the 3-point line to the international basketball distance of 22 feet, 1.75 inches shouldn't be concerning for the Wildcats. For one, with this guard- and wing-oriented team, the 2019-20 team has capable shooters.

Kentucky got off to an extremely slow start from 3 with the Wildcats shooting less than 30% from behind the arc for most of the November and December schedule. Throughout the struggles, John Calipari maintained that this team can shoot.

"I believe we've got good shooters," Calipari said after a 2-for-17 performance vs. Utah.

It appears as if his unwavering faith is coming true. After averaging just 4.2 3-pointers an outing and shooting 27.5% from behind the arc in the first 10 games of the season, the Wildcats are averaging 5.1 treys and shooting 36.7% over the last 13 games.

Included in the most recent stretch is a pair of one-make games at home against Georgia

and Mississippi State, both wins. UK is 10-1 under Calipari when making one or fewer from long range.

Percentage wise, the Wildcats strung together its two best performances against Georgia and Alabama in back-to-back victories. After making 50% (6 of 12 at Georgia), Kentucky made 60% (9 of 15) in the home win vs. Alabama.

Whether the recent trend continues or not, Kentucky has never relied on the 3-point shot under Calipari. While teams nationally are taking more 3-point shots than ever before, UK has bucked the trend and played to the style that's best suited that particular group.

The highest percentage of 3-point shots taken under Calipari was the 2010-11 Final Four team that lofted 32.4% of its shots from beyond the arc. No surprise, that team that consisted of Brandon Knight and Doron Lamb on the perimeter is also Calipari's top 3-point shooting team at Kentucky.

Calipari likes his teams to take between 20 to 24 3-point attempts per game. UK is averaging 14.5 attempts through 23 games with the longer line.

Year	% of Attempts from 3	3-Point FG%
2009-10:	.313	.331
2010-11:	.324 (highest)	.397 (highest)
2011-12:	.265	.378
2012-13:	.293	.346
2013-14:	.276	.332
2014-15:	.271	.349
2015-16:	.310	.366
2016-17:	.316	.353
2017-18:	.258 (lowest)	.357
2018-19:	.296	.354
2019-20	.260	.324 (lowest)

Forever Young

With a combined 50 starts, 27.2% of the scoring, 30.5% of the rebounding and four key players (Ashton Hagans, Immanuel Quickley, Nick Richards and EJ Montgomery) back from the 2018-19 Elite Eight team -- plus a graduate transfer in Nate Sestina -- this is one of the most experienced teams of the John Calipari era.

The key words being the Calipari era.

In comparison to the rest of the country, it's still inexperienced. According to Ken Pomeroy's experience rankings, UK is 338th in the country out of 353 teams with an average of 0.99 years of experience (through games on Feb. 8). Only four other Power Five teams check in with less experience in the KenPom.com rankings.

UK began the season with nine newcomers on its roster, so growing pains are expected. Having said all that, it does rank as one of Calipari's most experienced teams at Kentucky, and that's important. Every team but one in the Calipari era has made the NCAA Tournament, but his best teams have combined young talent with a few returning pieces.

The 2009-10 squad with John Wall and DeMarcus Cousins featured veteran Patrick Patterson. The 2010-11 Final Four team had DeAndre Liggins and Josh Harrellson. The 2011-12 national championship team boasted three key returners in Terrence Jones, Doron Lamb and Darius Miller. The 2013-14 national runner-up squad featured Alex Poythress and Willie Cauley-Stein. And the 2014-15 team that nearly ran the table had both Poythress and Cauley-Stein back in addition to Andrew and Aaron Harrison and Dakari Johnson.

Defense is the Difference Again

Long. Athletic. Interchangeable parts. Like so many of his past teams, this Kentucky squad is once again stingy defensively.

Through 23 games, opponents are making just 38.5% from the floor, ranked 19th in the country (through games on Feb. 8). And unlike last season when it seemed like every opponent early in the schedule caught fire from outside, the opposition is only making 28.8% from behind the arc.

Included in the early defensive play was a spectacular effort vs. the then-No. 1 team in the country, Michigan State, in which UK held the Spartans to just 62 points, 39.3% shooting and 19.2% from 3. The Wildcats limited Louisville to 35.5%.

Sophomore Ashton Hagans, the 2019 Southeastern Conference Co-Defensive Player of the Year, is once again playing lockdown defense with 2.0 steals per game and is a midseason

Lineup Comparison

Most Frequent Lineups	Total Minutes	Points For	Points Against	+/-	+/- per 40 min.
Hagans, Quickley, Montgomery, Richards, Maxey	160:02	335	259	+76	+19.00
Hagans, Sestina, Quickley, Richards, Maxey	80:20	155	149	+6	+2.99
Hagans, Sestina, Quickley, Montgomery, Maxey	49:11	89	73	+16	+13.01
Hagans, Quickley, Richards, Maxey, Brooks Jr.	49:05	104	72	+32	+26.08
Hagans, Sestina, Whitney, Richards, Maxey	31:38	50	41	+9	+11.38
Hagans, Whitney, Montgomery, Richards, Maxey	27:05	42	48	-6	-8.86
Hagans, Montgomery, Richards, Maxey, Brooks Jr.	26:58	37	28	+9	+13.35
Hagans, Quickley, Montgomery, Maxey, Brooks Jr.	26:32	54	35	+19	+28.64
Hagans, Sestina, Quickley, Maxey, Brooks Jr.	26:09	40	52	-12	-18.36
Hagans, Montgomery, Richards, Maxey, Juzang	22:53	44	33	+11	+19.23



NOTES

candidate for the Naismith National Defensive Player of the Year.

When opponents are able to get by the likes of Hagans, Nick Richards is there as a rim protector. The junior is averaging a career-best 2.1 blocks per game with seven games of four or more rejections, including seven swats vs. Lamar, the most blocks by a Wildcat since Karl-Anthony Towns denied seven shots on Jan. 20, 2015.

Richards ranks among the best defenders in the country according to Synergy Sports' defensive rankings.

Hold Them to 55 Points, 40%

Defense has always been a recipe for success for the Wildcats under John Calipari. The special ingredient: 55 points. UK is a perfect 77-0 under Calipari when holding the opponent to 55 points or fewer, including 3-0 this season. The Wildcats are 182-7 (96.3%) under Calipari when limiting the opponent to 63 points or less. UK is 9-0 thus far this season in the category. Kentucky's 61-59 loss to Tennessee in 2017-18 snapped a 60-game winning streak when holding the opponent to 63 or less.

Kentucky also fares well when it keeps the competition to 40% or less from the floor. UK is 198-19 (.912) vs. opponents under Calipari when its field-goal percent is 40% or less. The Wildcats are 11-3 this season.

Injury Bug

Kentucky's depth has been tested by a number of injuries this season. Ten current Wildcats have dealt with injuries or are rehabbing old ones, oftentimes limiting UK's depth in games.

- Dontaie Allen (left knee) - return: undetermined | Torn ACL from senior season of high school; participated in strength and conditioning programs over the summer and continues to progress with rehabilitation program, including participating in practices recently
- Ashton Hagans (left ankle) - available | Sprained left ankle against Missouri; also dealt with a lower right leg injury early in the season but has not missed a game
- Ben Jordan (head injury) - available | Sustained a head injury in practice and was unavailable vs. Fairleigh Dickinson
- Johnny Juzang (illness) - available | Missed Missouri and Georgia games with an illness
- Tyrese Maxey (thigh contusion) - available | Sustained a thigh contusion in the second half at South Carolina
- EJ Montgomery (right ankle) - available | Sustained a right ankle sprain in the first half of the Michigan State game; missed the next three games and returned vs. Mount St. Mary's
- Zan Payne (right knee) - return: undetermined | Continuing to rehab from a knee injury from his senior season of high school; underwent a rigorous rehab program over the summer and participated in his first practices recently
- Nick Richards (left ankle) - status: available | Sprained his left ankle during the Georgetown College exhibition games and missed the final exhibition vs. Kentucky State
- Nate Sestina (left wrist, right shoulder) - status: available: | Fractured his left wrist on Nov. 26 and returned three weeks later vs. Utah | Injured his right shoulder in the second half against Mississippi State but returned to the game
- Immanuel Quickley (chest contusion) - available | Suffered chest contusion in practice prior to Utah Valley and did not play vs. the Wolverines. Returned the following game

Always Efficient

According to Ken Pomeroy's calculations on kenpom.com, UK's teams under John Calipari have consistently ranked among the most efficient teams in the country per possession.

Year	Offense (Rank)	Defense (Rank)	Overall
2020	112.3 (27)	94.7 (56)	29th
2019	117.6 (14)	90.1 (8)	8th
2018	115.8 (24)	95.4 (22)	17th
2017	119.1 (12)	91.4 (7)	4th
2016	120.4 (5)	98.0 (53)	6th
2015	119.3 (5)	86.5 (2)	1st
2014	117.6 (10)	96.9 (41)	11th
2013	108.8 (42)	99.1 (129)	42nd
2012	122.9 (2)	88.2 (9)	1st
2011	118.1 (7)	90.4 (15)	6th
2010	116.1 (15)	86.2 (6)	3rd

**through games played on Feb. 8*

Bounce Back

Kentucky doesn't lose very often during the John Calipari era, but when the Wildcats do, they almost always bounce back and its extremely rare for the Wildcats to drop more than one in a row. UK is 54-13 under Calipari following a loss (record does not count end-of-season losses).

The Wildcats' back-to-back losses to Utah and Ohio State marked just the 13th time UK lost

consecutive games during the Calipari era and the most recent since dropping four in a row from Feb. 3-14, 2018. That stretch was the first four-game losing streak under Calipari and the only time Kentucky has lost more than two games in a row under Calipari.

Previously, the last time UK lost four games in a row was in February 2009, when the Wildcats dropped four straight games to end the regular season. It was the first time Calipari had lost four straight since the end of the 2004-05 season at Memphis.

UK has never lost back-to-back home games under Calipari.

Jordan First Two-Sport Star Since Braddy

Even with key returners, a deep and talented recruiting class, and the addition of graduate transfer Nate Sestina, Kentucky suffered major losses from last season.

From a numbers standpoint, UK needed more depth. When John Calipari heard there was a 6-foot-9, 250-pound pitcher on the baseball team with considerable basketball talent, he called UK baseball head coach Nick Mingione.

Enter Ben Jordan.

Jordan joined the team just before the Blue-White Game and served an important role early in the season when injuries mounted.

Jordan is the first multi-sport basketball player since Nehemiah "Junior" Braddy, who played four seasons with the basketball team (1990-93) and one with the baseball team (1991). It's worth noting that while former UK basketball player E.J. Floreal played both basketball (2014-16) and track at UK, he didn't begin his track career until after leaving basketball.

Although Jordan is a highly regarded baseball prospect with a lively arm, he's also a talented basketball player. He played at West Carter High School in Olive Hill, Kentucky, where he was the all-time leading rebounder and shot blocker and the eighth all-time leading scorer.

Jordan won Eastern Kentucky Conference Defensive Player of the Year in his senior season in addition to EKC First Team honors. He averaged 12.2 rebounds a contest in his final year.

Jordan is expected to be a major part of the UK baseball team in the spring. A 2016 Under Armour All-American in high school, he appeared in 10 games last season after redshirting in 2018 with an injury. Over the summer, playing for the Gaithersburg Giants of the Cal Ripken College Baseball League, Jordan appeared in seven games with six starts. He went 1-1 with a 2.70 ERA in 26.2 innings, allowing just 14 hits while striking out 36 en route to First Team All-Cal Ripken League honors.

The current plans are for Jordan to remain with basketball through the rest of the season.

Watch Out for These Wildcats

Stocked full of some of the nation's top talent, a handful of Wildcats are on a number of national watch lists:

- Ashton Hagans - John R. Wooden Award Midseason Top 25 (Los Angeles Athletic Club National Player of the Year), Citizen Naismith Trophy preseason (Atlanta Tipoff Club NPOY), Lute Olson Award preseason (NPOY), Bob Cousy Award midseason finalist (Naismith Memorial Basketball Hall of Fame's best point guard), Naismith Defensive Player of the Year midseason
- Tyrese Maxey - Wooden Award Midseason Top 25, Oscar Robertson Trophy preseason (U.S. Basketball Writers Association NPOY), Naismith Trophy preseason, National Association of Basketball Coaches Division I Player of the Year preseason, Jerry West Award midseason finalist (HOF's best shooting guard)

Adebayo, Davis Selected to NBA All-Star Game

Two former Kentucky men's basketball players will appear in the 69th NBA All-Star Game on Sunday at the United Center in Chicago. Anthony Davis (New Orleans Pelicans) was voted in as a starter and Bam Adebayo (Miami Heat) was selected by the league's coaches as reserves.

Kentucky's two NBA All-Star selections are tied for the most of any college.

While Davis will be making his seventh overall appearance – most all-time among former UK players – and his fourth as a starter, it will mark the first for Adebayo, putting an official stamp on his breakthrough season.

Teams were set by the All-Star starters who led their respective conferences in fan votes during NBA All-Star voting, LeBron James (Los Angeles Lakers) picked Davis and Giannis Antetokounmpo (Milwaukee Bucks) selected Adebayo.

The game will air Sunday at 8 p.m. ET on TNT and ESPN Radio.

Adebayo and Davis won't be the only Kentucky stars at All-Star weekend. Shai Gilgeous-Alexander, Tyler Herro and PJ Washington will kick the weekend off at the Rising Stars Challenge on Friday. On Saturday, Adebayo and Gilgeous-Alexander (Memphis) will compete in the Skills Challenge.

Nation-Best 29 Wildcats on NBA Opening-Day Rosters

As the 2019-20 NBA season began, 29 players on NBA opening-day rosters (including two-way and inactive lists) played and finished their college basketball careers at Kentucky.

Underscoring the fact that no other school in the country can match UK's ability to develop players and put them in the NBA, UK's 29 players were again the most of any college basketball

Wins vs. Losses in 2019-20

Result	FG%	Opp. FG%	3-Pt. FG%	Opp 3-Pt. FG%	FT%	RPG	APG	TOPG	BPG	SPG	PPG	Opp PPG
Wins	.477	.374	.343	.275	.798	39.3	14.9	12.9	5.2	5.2	77.4	63.8
Losses	.411	.426	.273	.340	.746	32.0	11.0	12.6	4.0	5.0	67.8	72.6



program, beating the next-closest school (Duke) by five players.

Of the 496 players in the NBA to start the 2019-20 season, 5.8% played and finished their college basketball careers at UK. There were actually fewer teams without a Wildcat (12) than there are NBA teams featuring Wildcats (18).

Of the 29 Wildcats on an opening-day NBA roster, John Calipari has coached 28 of them. With Derrick Rose (Detroit Pistons), who played for Calipari during the 2006-07 season at Memphis, Calipari has coached 29 players on 2019-20 opening-day rosters.

Kentucky has enjoyed unprecedented success at putting players in the NBA under Calipari. In the 10 seasons of the Calipari era, 38 players have been selected in the NBA Draft, more than any other school. Included in the recent run are 29 first-round picks, three No. 1 overall selections (Davis, Karl-Anthony Towns and John Wall) and 21 lottery selections.

Calipari's players are not only reaching the next level, they are succeeding when they do. His players have garnered 22 All-Star selections, with Anthony Davis winning the game's MVP honor in 2017. Rose was named the league's MVP in 2011. Five of his players have been tabbed All-NBA (Rose, Wall, Davis, DeMarcus Cousins and Towns), three have been named NBA Rookie of the Year (Rose, Tyreke Evans and Towns), and 12 players from Calipari's first nine teams at Kentucky have made the NBA All-Rookie teams.

Using figures compiled by basketball-reference.com and spotrac.com, Calipari-coached players only (which includes Rose but not Rondo) have amassed more than \$2.26 billion in career NBA contracts. In the 10 seasons Calipari has been the head coach at Kentucky, his players have totaled nearly \$1.9 billion in NBA contracts.

In just the 2019-20 season alone, UK players will make more than \$255 million. Calipari-coached players only (includes Rose but not Rondo) will make more than \$260 million.

A full breakdown of the current Wildcats in the NBA can be found later in the notes.

Kentucky at No. 1

For the seventh season in the 11-year John Calipari era, the Kentucky men's basketball team earned a No. 1 ranking in the Associated Press Top 25 on Nov. 11.

After defeating Michigan State, the previous No. 1 team, in the State Farm Champions Classic and then following it up with a dominating 42-point victory vs. Eastern Kentucky the Wildcats were named the March Madness Team of the Week and then moved atop the AP Top 25 for the first time since December 2016.

No other school has reached No. 1 in seven of the last 11 seasons while Calipari has been at Kentucky. According to STATS, only three other programs (Duke, North Carolina and UCLA) have ever been ranked No. 1 in seven different seasons during an 11-year span.

The Wildcats' stay at No. 1 was brief after a shocking loss to Evansville. It marked just the third loss ever by Kentucky in 57 games in Rupp Arena as the No. 1 team in the country. UK fell to 69-8 as the AP top-ranked team under Calipari.

The Wildcats own an all-time record of 220-31 (.876) at No. 1 in the AP Top 25. UK has appeared at the top of the AP poll 24 different seasons in school history, and the latest stay marked the program's 125th week at No. 1, third most in college basketball (Duke has 145 and UCLA, thanks in large part to its dynasty in the 1960s and 1970s, has 134).

Calipari, one of only two coaches (Frank McGuire) to lead three programs to a No. 1 ranking, is no stranger to the top spot. Dating back to his time at Memphis, Calipari-coached teams have reached No. 1 in eight of the last 13 seasons. Including his tenure at UMass, his teams have ranked No. 1 in 10 different seasons.

2012 Title Team Voted Team of the Decade

Kentucky led college basketball in the 2010s in NCAA Tournament wins, Final Four appearances and NBA Draft picks. According to the Associated Press, the Wildcats also featured the best team of the decade.

The AP Top 25 panel tabbed the 2011-12 championship squad the best college basketball team of the decade. The 26-member panel voted UK ahead of the 2017-18 Villanova title team.

The 2012 national championship team was dominant in every sense of the word. En route to a 38-2 season, the Wildcats captivated the nation with a smothering defense, unselfish play, depth, balance and talent. Led by freshman Anthony Davis, the 2012 team snapped a 14-year title drought with the program's eighth national championship.

Davis, who won all but one of the major national player of the year awards, was the most dominant player in the country, not because of his offense – which was still superb – but because of his defensive abilities and rebounding prowess. The 6-foot-10 forward set a school record for blocked shots with 186, in addition to averaging a team-best 14.2 points and 10.4 rebounds per game.

The national championship game by Davis underscored the story of the 2012 Wildcats. Although Davis was 1 for 10 from the floor, he was named the Final Four Most Outstanding Player after taking over the title game vs. Kansas with 16 rebounds, six blocks and three steals.

Of course, Davis had plenty of help. Five other players on the team were selected in the NBA Draft just a few months later, including Michael Kidd-Gilchrist – arguably the emotional heartbeat of the team – who would later make history with Davis by becoming the first college teammates to go 1-2 in the draft.

Senior Darius Miller, sophomores Terrence Jones and Doron Lamb, and freshman Marquis Teague provided an unstoppable cast that lost its two games by a combined eight points, one of which was on a buzzer beater.

Memorable victories included a December showdown with preseason national title favorite North Carolina, avenging the first loss of the season with a victory over Indiana in the Sweet 16 and defeating archrival Louisville in the Final Four.

The championship marked John Calipari's first and was a part of four Final Four appearances in five seasons, one of just three schools to accomplish that feat.

Kentucky's 38 wins in 2011-12 is still tied for the most in NCAA Division I history, as are the six NBA Draft picks. Both marks were later tied by the 2014-15 UK team.

The Sporting News also voted John Calipari its College Basketball Coach of the Decade. More on that in the Calipari section below.

UK-Michigan Ink Three-Year Series Starting in London

Kentucky has signed a three-year deal with Michigan that will take the Wildcats to London next season and add a marquee home-and-home series for the following two years.

Beginning with a trip to O2 Arena in London in December of 2020 – exact date to be announced at a later time – the Wildcats and Wolverines will play three consecutive seasons. UK will travel to Ann Arbor, Michigan, for the Dec. 4, 2021 game, and Kentucky will host Michigan in Rupp Arena on Dec. 3, 2022.

The neutral-site game between the two schools will be hosted by the Naismith Memorial Basketball Hall of Fame and serve as a fundraiser for the Hall. It will be the first NCAA Division I college basketball game to be played in one of the world's most popular venues. All further details on play date, game time, television partner, ticket pricing, ancillary events and ticket on-sale will be announced in January of 2020.

Kentucky has played internationally on a number of occasions for foreign exhibition tours, but the London trip will mark UK's third regular-season game outside the U.S. and first in Europe.

London played host to the 1948 U.S. Olympic team that consisted of a handful of Wildcats. After winning the 1948 national championship – UK's first NCAA title – five Wildcats represented the U.S. in the 1948 Olympics in London. The Kentucky-led team won all eight of its games to win the gold medal.

UK leads the all-time series with Michigan 5-2. The most memorable matchup of the bunch – at least in the eyes of Big Blue Nation – was the most recent in March 2014 in Indianapolis. The Wildcats edged the Wolverines 75-72 in a classic in the Elite Eight. Aaron Harrison hit the second of three straight game-winning 3-pointers to advance UK to the Final Four. Howard's Wolverines knocked off Kentucky 81-78 in overtime in the 1993 Final Four to advance to the national championship game.

The on-campus visits in 2021 and 2022 will mark the first in the series since UK's 1970 trip to Ann Arbor and the 1968 UK Invitational Tournament in Memorial Coliseum. The series is tied 1-1 in Lexington, but the Wildcats lead Michigan 2-0 in Ann Arbor and 2-1 at neutral sites.

Best in the Bluegrass

Kentucky defeated both of its in-state foes in 2019-20 (Eastern Kentucky and Louisville), continuing its domination of teams in state under John Calipari. Kentucky is now 19-2 against in-state foes with Calipari at the helm.

The overall mark also includes an 11-2 record vs. Louisville. Two of the victories over the Cardinals were in postseason play. UK's four-game winning streak was snapped in 2016-17 but the Wildcats have won all six meetings played in Rupp Arena, including a 29-point blowout in 2017-18, the third-biggest margin of victory in the history of the series. Louisville's two wins are by a combined six points.

Here's a list of the meetings between the state's two premier programs since Calipari took over at UK:

- Jan. 2, 2010 - UK won 71-62 at Rupp Arena
- Dec. 31, 2010 - UK won 78-63 at the KFC Yum! Center
- Dec. 31, 2011 - UK won 69-62 at Rupp Arena
- March 31, 2012 - UK won 69-61 at the Superdome (NCAA Final Four in New Orleans)
- Dec. 29, 2012 - Louisville won 80-77 at the KFC Yum! Center
- Dec. 28, 2013 - UK won 73-66 at Rupp Arena
- March 28, 2014 - UK won 74-69 at Lucas Oil Stadium (NCAA Sweet 16 in Indianapolis)
- Dec. 27, 2014 - UK won 58-50 at the KFC Yum! Center
- Dec. 26, 2015 - UK won 75-73 at Rupp Arena
- Dec. 21, 2016 - Louisville won 73-70 at the KFC Yum! Center
- Dec. 29, 2017 - UK won 90-61 at Rupp Arena
- Dec. 29, 2018 - UK won 71-58 at the KFC Yum! Center
- Dec. 28, 2019 - UK won 78-70 (OT) at Rupp Arena

Wildcats Ink Six in Fall Signing Period

Upon accepting the position of head coach of the Kentucky men's basketball program 10 years ago, John Calipari said one of the reasons he was chosen for the job was because he could recruit the best of the best.

It was a promise kept and a promise on which he continues to deliver. As he begins what he's calling his "second tour" at UK, he hasn't lost his touch.

Calipari and the Wildcats made an emphatic statement during the fall signing period with the additions of six highly skilled, athletic players to the program. UK signed decorated prospects Devin Askew, BJ Boston, Terrence Clarke, Cam'Ron Fletcher, Isaiah Jackson and Lance Ware to national letters of intent.

"I'm really excited about this group of young men," Calipari said. "They recruited us as much as we recruited them. They wanted this culture. They wanted to be with other good players. They didn't need crazy promises. They wanted this. In the past, when we've had groups like that, it's led to success both individually and as a team. When you're building a great team, not only do you need to be talented, you need to have high-character individuals,



NOTES

which we have with this group. These are great kids from good families.”

All six players are consensus four- or five-star prospects and all are ranked in the top 60 by the major national recruiting services. Five of the six were on the preseason watch list for the Naismith High School Trophy (Askew was excluded because of his recent reclassification).

With the spring signing class still to go (begins April 15), UK is expected to have one of the nation's top classes yet again. In every season in the Calipari era, the Wildcats have signed a top-three recruiting class according to the Recruiting Services Consensus Index, which tallies major recruiting rankings and plugs them into a formula to calculate a consensus ranking.

Kentucky has now signed 59 top-50 recruits, 46 top-25 players and 25 top-10 players (according to Rivals) in what will now be Calipari's 12 recruiting classes at Kentucky.

UK can only comment on prospective student-athletes who have signed official paperwork to play at Kentucky.

- Askew - Guard | 6-foot-3, 195 pounds | Sacramento, Calif. | Naismith High School Trophy Midseason Watch List | Averaged 14.0 points, 6.8 assists and 3.5 rebounds while leading his team as a sophomore to the California Interscholastic Federation Open Division Southern California Regional championship | Averaged 11.6 points, 5.1 assists and 4.8 rebounds while shooting 41.4% from 3 on the Nike EYBL circuit last summer | Ranked No. 25 overall player in the 2020 class by ESPN | Five-star prospect | No. 1 point guard in the class of 2021 before reclassification | College-ready frame | Winner with a team-first mentality
- Boston - Guard | 6-7, 185 pounds | Norcross, Ga. | Naismith High School Trophy semifinalist | McDonald's All American | Iverson Roundball Classic selection | Consensus five-star prospect | Averaged 22.8 points, 8.1 rebounds, 3.2 assists and 1.9 steals in the 2018 Nike EYBL circuit | Ranked as high as No. 4 overall by Rivals | Top shooting guard in the Rivals rankings | 2018-19 MaxPreps Boys Basketball Junior All-American Team Honorable Mention | Averaged 18.4 points, 5.4 rebounds 1.9 steals while leading his previous high school to the Georgia state semifinals last season | Long and athletic | One of the top scorers in the class of 2020
- Clarke - Guard | 6-7, 185 pounds | Boston | Naismith High School Trophy semifinalist | McDonald's All American | Iverson Roundball Classic selection | Consensus five-star prospect | Averaged 16.2 points, 5.1 rebounds and 3.7 assists in the Nike EYBL circuit last summer | Consensus top-10 player in the 2020 class | 247Sports ranks him the No. 4 overall player in the class | No. 1 ranked shooting guard in 2020 class by 247Sports | Long, athletic, scoring guard | Tools to be a shutdown defender
- Fletcher - Guard | 6-6, 195 pounds | St. Louis | Consensus four-star prospect | Averaged 11.8 points, 6.5 rebounds and 1.4 assists in the Nike EYBL last summer | Checks in as high No. 42 overall by Rivals | One of the top wings in the class | Athletic, versatile player with high upside | Length and tools to be an elite two-way player
- Jackson - Forward | 6-9, 200 pounds | Waterford, Mich. | Rivals tabs him a five-star prospect | Averaged 10.9 points, 6.0 rebounds and 2.3 blocks at this past summer's Nike EYBL | Ranked as high as No. 27 in Rivals' class of 2020 rankings | No. 3 power forward in the country in the Rivals rankings | Elite defender and rim protector | Explosive athlete with length and underrated strength
- Ware - Forward | 6-9, 215 pounds | Camden, N.J. | Iverson Roundball Classic selection | Rivals ranks him a five-star prospect | Averaged 11.4 points, 6.0 rebounds and 1.3 blocks during Nike EYBL play over the summer | Increased averages to 14.4 points, 6.4 rebounds and 2.4 blocks at the Nike Peach Jam | Rose to No. 32 overall in the Rivals rankings and the No. 3 power forward | Skilled big man who finishes well 15 feet and in | High shooting, passing and dribbling marks for his position

Leach, Ledford Honored by NSMA

It's only fitting that "The Greatest Tradition in the History of College Basketball" has some of the greatest broadcasters calling the action for Big Blue Nation.

Tom Leach, the current "Voice of the Wildcats" and Cawood Ledford, one of Leach's predecessors, were recently honored by the National Sports Media Association. Ledford, the 39-year voice of Wildcats football and men's basketball, was named to the NSMA Hall of Fame while Leach has been chosen as the Kentucky SportsCaster of the Year. They will be recognized at the annual NSMA Awards Banquet, slated for June 29 in Winston-Salem, North Carolina.

Ledford called UK games from 1953 until his retirement in 1992. His work with the Wildcats were more than enough to gain national fame, but his impact was felt far beyond the Commonwealth. He handled the radio call of the NCAA Final Four for 18 years and was four times named the top college basketball announcer in the nation. Ledford also was prominent in horse racing, handling 22 Kentucky Derby broadcasts, and winning numerous awards for his coverage of that sport. He was the Kentucky SportsCaster of the Year by the NSMA 22 times. He is a member of the UK Athletics Hall of Fame and the Kentucky Athletics Hall of Fame.

Leach has been a member of the UK Athletics broadcast team since 1989 and has been the play-by-play voice of Wildcats football since 1997 and men's basketball since 2001. This is the sixth time he has been named the Kentucky SportsCaster of the Year. Like Ledford, he is known for his expertise in horse racing and has won two Eclipse Awards for his coverage. He received the 2019 Tom Hammond Media Award from the Bluegrass Sports Commission and was named a distinguished alumnus of the University of Kentucky School of Journalism and Media.

LCC Announces Naming Rights Agreement with Central Bank

Lexington Center Corporation announced a landmark naming rights agreement with Central Bank, rebranding Lexington-Central Kentucky's premier convention, meeting, sports and entertainment complex as Central Bank Center. The iconic Rupp Arena will be Rupp Arena at

Central Bank Center.

The agreement is between Central Bank and JMI Sports, and UK/LCC's multimedia rights partner. This agreement bolsters Central Bank's existing relationship with JMI Sports and UK to an annual average investment of \$4.1 million with a term of 14 years, expiring in 2033. Upon completion of the renovation, the portion of this investment associated with naming rights will be \$1.5 million. The opportunity to sell naming rights with other media rights is part of LCC's and the university's Right of Use Agreement executed in February 2018 and transferred media rights ownership to UK.

A key part of the agreement is the naming rights to the Lexington Convention Center complex, which is currently undergoing a major expansion. To preserve and honor the history and tradition of the legendary basketball program led by Adolph Rupp, the arena will be known as Rupp Arena at Central Bank Center. The Central Bank Center brand will be on interior, exterior and directional signage, as well as collateral materials related to the Convention Center and Rupp Arena. New graphics are being designed which will be fully integrated into the expansion project and other areas of the facility.

Cousins Inducted into UK Athletics Hall of Fame

DeMarcus Cousins was inducted into the UK Athletics Hall of Fame as a member of the 2019 class in September.

Cousins was one of the key players on the 2009-10 Kentucky team that went to the Elite Eight in John Calipari's first season at UK. Cousins was named an NCAA Consensus Second Team All-American, including first-team recognition from the Associated Press, the 2010 Southeastern Conference Freshman of the Year by the league's coaches, and an All-SEC First Team (AP and coaches) selection.

While at UK, Cousins led the Wildcats to a No. 1 national ranking, an SEC regular-season championship and an SEC Tournament championship. He averaged 15.1 points and 9.9 rebounds and concluded freshman season with eighth-most rebounds in a single season in UK history with 375.

Following his one season in Lexington, Cousins was selected by the Sacramento Kings with the fifth overall pick in the 2010 NBA Draft. He's since gone on to a highly successful NBA career. He is a four-time NBA All-Star, was named to All-NBA Second Team in 2015 and 2016, and averaged double figures in all of his nine seasons in the league.

Success Rate

The Wildcats received an NCAA award in the spring of 2019 for placing in the top 10% of all men's basketball teams in the country in the NCAA's annual Academic Progress Rate. UK scored a perfect 1,000. It's the fifth straight year the men's basketball team received the award and the sixth time since 2009.

The APR provides a real-time look at a team's academic success by the progress of each student-athlete on scholarship. The APR measures academic eligibility, retention and graduation. The scores are a four-year composite, covering the 2014-15 through 2017-18 school years.

Every Division I sports team across the nation calculates its APR each academic year, similar to a report card. Scholarship student-athletes each semester earn one point for remaining eligible and one point for staying in school or graduating.

UK has received a perfect 1,000 mark in each of the last six single-year APR rates.

The NCAA cut score to compete in the 2019-20 postseason is a 930 four-year APR. Teams scoring below 930 can face consequences intended to direct additional focus on academics. Those penalties can include practice restrictions and playing-season reductions.

Whitney Leaves Program

Freshman forward Kahlil Whitney left the program on Jan. 24 to pursue other options.

"I can't express enough the respect I have for Coach Calipari," Whitney said. "I've learned a lot from him in my short time at UK and will take much of his wisdom with me as I continue on my journey. I am forever thankful for my time at Kentucky and for all the people I've met along the way. I thank the coaches, my teammates, tutors, training staff, advisers and professors for working with and believing in me. I wish Big Blue Nation all the best! I've heard your voices and positive messages, and I thank you for your continued love and support. I will always be cheering for UK's success and for all my brothers on the court."

Whitney played in 18 games with eight starts. He averaged 3.3 points and 1.7 rebounds in 12.8 minutes of action in 2019-20. The 6-foot-6 forward scored a season-high 11 points vs. Eastern Kentucky and nine points vs. Mount St. Mary's.

"First and foremost, Kahlil is a great kid," UK head coach John Calipari said. "This is tough for me because Kahlil is a tremendous person who is going to do great things. I certainly don't want to see him go because I wanted to continue to coach him, but I understand his decision and, as we always do here, will support him in whatever way we can. As I told Kahlil ... I hope he goes on and does his thing and makes us all proud. I know he will stay in touch with us and I know our fans will continue to support him as he takes this next step."

Whitney signed with Kentucky as a McDonald's All American and the No. 11 overall player in the class of 2019 by the Recruiting Services Consensus Index. He scored more than 2,000 points in his high school career at Roselle Catholic (New Jersey) and helped lead his team to a title at the New Jersey Tournament of Champions in his junior season.

The Chicago native was also a Jordan Brand All-American and was named co-MVP of the Allen Iverson Roundball Classic. Whitney was named to the Naismith High School Boys' All-America Third Team after his junior season.



KENTUCKY BY THE NUMBERS

Date	Opponent	Result	Points	Rebounds	Blocks	Steals	Assists
O. 27	GEORGETOWN COLLEGE (Exh.)	W, 80-53	Quickley - 16	Sestina - 10	Montgomery - 3 [^]	Hagans - 4 [^]	Hagans - 10 [^]
N. 1	KENTUCKY STATE (Exh.)	W, 83-51	Two tied - 15 [^]	Brooks Jr. - 9 [^]	Whitney - 3 [^]	Three tied - 3 [^]	Hagans - 9 [^]
N.5	#1/1 Michigan State ¹	W, 69-62	Maxey - 26 [^]	Sestina - 6	Montgomery - 2 [^]	Quickley - 2 [^]	Hagans - 3
N.8	EASTERN KENTUCKY	W, 91-49	Richards - 21 [^]	Sestina - 11 [^]	Richards - 4 [^]	Hagans - 3 [^]	Two tied - 5 [^]
N.12	EVANSVILLE	L, 67-64	Quickley - 16	Quickley - 9 [^]	Two tied - 1 [^]	Three tied - 2 [^]	Hagans - 3 [^]
N.18	UTAH VALLEY²	W, 82-74	Hagans - 26 [^]	Sestina - 12 [^]	Two tied - 1	Two tied - 1	Hagans - 6 [^]
N.22	MOUNT ST. MARY'S²	W, 82-62	Richards - 19 [^]	Hagans - 7 [^]	Richards - 3 [^]	Whitney - 2 [^]	Hagans - 7 [^]
N.24	LAMAR²	W, 81-56	Maxey - 21 [^]	Richards - 13 [^]	Richards - 7 [^]	Two tied - 2	Hagans - 9 [^]
N.29	UAB²	W, 69-58	Two tied - 16	Richards - 9 [^]	Montgomery - 2 [^]	Hagans - 2 [^]	Hagans - 12 [^]
D.7	FAIRLEIGH DICKINSON	W, 83-52	Montgomery - 25 [^]	Richards - 10 [^]	Richards - 2	Two tied - 2 [^]	Hagans - 11 [^]
D. 14	GEORGIA TECH	W, 67-53	Hagans - 21 [^]	Two tied - 7	Richards - 4 [^]	Three tied - 2 [^]	Hagans - 7 [^]
D.18	Utah ³	L, 69-66	Maxey - 18	Montgomery - 10 [^]	Richards - 2 [^]	Hagans - 4 [^]	Hagans - 8 [^]
D.21	#5/4 Ohio State ⁴	L, 71-65	Sestina - 17 [^]	Maxey - 6	Brooks - 2 [^]	Hagans - 3 [^]	Hagans - 9 [^]
D.28	#3/4 LOUISVILLE	W, 78-70 ^{OT}	Maxey - 27 [^]	Richards - 10 [^]	Montgomery - 2 [^]	Hagans - 2 [^]	Hagans - 8 [^]
J. 4	MISSOURI*	W, 71-59	Quickley - 23 [^]	Richards - 12 [^]	Richards - 4 [^]	Three tied - 1	Hagans - 7 [^]
J. 7	at NR/RV Georgia*	W, 78-69	Two tied - 17	Four tied - 7 [^]	Maxey - 4 [^]	Hagans - 4 [^]	Maxey - 8 [^]
J. 11	ALABAMA*	W, 76-67	Quickley - 19 [^]	Richards - 11 [^]	Richards - 5 [^]	Hagans - 3 [^]	Hagans - 9 [^]
J. 15	at South Carolina*	L, 81-78	Quickley - 20	Two tied - 7 [^]	Richards - 4 [^]	Brooks Jr. - 2 [^]	Hagans - 7 [^]
J. 18	at RV/RV Arkansas*	W, 73-68	Richards - 17	Quickley - 10 [^]	Richards - 2 [^]	Maxey - 2	Hagans - 6 [^]
J. 21	GEORGIA	W, 89-79	Hagans - 23 [^]	Richards - 8 [^]	Richards - 3 [^]	Hagans - 4 [^]	Hagans - 9 [^]
J. 25	at #18/18 Texas Tech ⁵	W, 78-76 ^{OT}	Richards - 25 [^]	Richards - 14 [^]	Richards - 4 [^]	Hagans - 3 [^]	Hagans - 7 [^]
J. 29	VANDERBILT*	W, 71-62	Maxey - 17	Richards - 11 [^]	Three tied - 1	Hagans - 2 [^]	Hagans - 6 [^]
F. 1	at #17/16 Auburn*	L, 75-66	Quickley - 23 [^]	Richards - 7	Montgomery - 3 [^]	N/A	Hagans - 3
F. 4	MISSISSIPPI STATE*	W, 80-72	Richards - 27 [^]	Richards - 11 [^]	Two tied - 1	Montgomery - 3 [^]	Hagans - 6 [^]
F. 8	at Tennessee*	W, 77-64	Quickley - 18 [^]	Brooks Jr. - 9 [^]	Montgomery - 3	Two tied - 2 [^]	Maxey - 4 [^]
F. 11	OLE MISS*						
F. 18	at LSU*						
F. 22	FLORIDA*						
F. 25	at Texas A&M*						
F. 29	AUBURN*						
M. 3	TENNESSEE*						
M. 7	at Florida*						

All home games in **BOLD CAPS**; ExhibitionS in **BOLD ITALICS**

*SEC game, ^ game high

1 - Champions Classic (Madison Square Garden | New York)

2 - BBN Showcase (Rupp Arena)

3 - (T-Mobile Arena | Las Vegas)

4 - CBS Sports Classic (T-Mobile Arena | Las Vegas)

5 - BIG 12/SEC Challenge (Rupp Arena)

6 - SEC Tournament (Bridgestone Arena | Nashville, Tenn.)

Points	Rebounds	Blocks	Steals	Assists
Richards - 7 Maxey - 6 Quickley - 6 Hagans - 3 Montgomery - 2 Sestina - 1	Richards - 13 Sestina - 4 Maxey - 3 Brooks Jr. - 2 Hagans - 2 Montgomery - 2 Quickley - 2	Richards - 13 Montgomery - 6 Sestina - 3 Brooks Jr. - 2 Maxey - 2 Hagans - 1 Juzang - 1	Hagans - 16 Maxey - 4 Quickley - 4 Montgomery - 2 Juzang - 2 Whitney - 2 Brooks Jr. - 1 Sestina - 1	Hagans - 21 Maxey - 2 Quickley - 1

Comparing the Calipari Era

A look at the statistics throughout the John Calipari era following 23 games ...

Year	FG%	Opp. FG%	3-Pt. FG%	FT%	RPG	Assists	TOs.	Blocks	Steals	Points	PPG	Record
2019-20	.463	.385	.324	.787	37.7	323	295	113	119	1,732	75.3	18-5
2018-19	.477	.406	.357	.748	39.0	326	300	116	155	1,810	78.7	20-3
2017-18	.468	.407	.335	.692	39.1	314	319	120	138	1,767	76.8	17-6
2016-17	.487	.426	.357	.688	40.3	391	274	136	146	2,074	90.2	18-5
2015-16	.474	.404	.333	.670	39.1	321	282	131	141	1,799	78.2	17-6
2014-15	.461	.336	.353	.700	38.3	348	255	162	167	1,693	73.6	23-0
2013-14	.475	.397	.319	.678	41.6	280	279	157	109	1,828	79.5	18-5
2012-13	.488	.378	.362	.648	39.2	338	304	176	147	1,749	76.0	17-6
2011-12	.485	.360	.367	.714	39.8	303	288	215	155	1,790	77.8	22-1
2010-11	.459	.384	.404	.709	39.1	301	266	151	137	1,769	76.9	17-6
2009-10	.489	.381	.386	.686	42.3	369	352	165	170	1,893	82.3	22-1



MISCELLANEOUS STATS

Team Leaders

NO.	NAME	GAME LEADERS					GAMES WITH									
		PTS.	REBS.	BLKS.	ASSTS.	STLS.	10+ PTS	20+ PTS	10+REBS	3+ASSTS	3+BLKS	3+STLS	3+3S	DOUBLE-DOUBLE		
0	Ashton Hagans	3 (5)	2 (3)	1 (2)	21 (47)	16 (33)	16 (29)	3 (4)	-	23 (52)	-	7 (17)	1 (1)	1 (2)		
1	Nate Sestina*	1 (10)	4 (31)	3 (35)	-	1 (13)	2 (42)	-(10)	2 (14)	1 (10)	-(5)	-	1 (5)	1 (12)		
2	Kahlil Whitney	-	-	-	-	2 (2)	1 (1)	-	-	-	-	-	-	-		
3	Tyrese Maxey	6 (6)	3 (3)	2 (2)	2 (2)	4 (4)	15 (15)	4 (4)	-	14 (14)	1 (1)	-	3 (3)	-		
4	Nick Richards	7 (8)	13 (25)	13 (41)	-	-	18 (27)	6 (7)	10 (13)	-	9 (21)	-	-	10 (11)		
5	Immanuel Quickley	6 (7)	2 (2)	-	1 (2)	4 (6)	18 (24)	5 (5)	1 (1)	4 (7)	-	-(1)	5 (7)	1 (1)		
10	Johnny Juzang	-	-	1 (1)	-	2 (2)	1 (1)	-	-	-	-	-	1 (1)	-		
11	Dontaie Allen	-	-	-	-	-	-	-	-	-	-	-	-	-		
12	Keion Brooks Jr.	-	2 (2)	2 (2)	-	1 (1)	4 (4)	-	-	-	-	-	-	-		
13	Riley Welch^	-	-	-	-(1)	-	-	-	-(2)	-	-	-	-	-		
14	Brennan Canada	-	-	-	-	-	-	-	-	-	-	-	-	-		
21	Zan Payne	-	-	-	-	-	-	-	-	-	-	-	-	-		
23	EJ Montgomery	2 (2)	2 (5)	6 (20)	-	2 (8)	4 (6)	1 (1)	1 (3)	-	3 (6)	1 (2)	-	-(1)		
33	Ben Jordan	-	-	-	-	-	-	-	-	-	-	-	-	-		

Career total in (parentheses); *includes Bucknell career; ^includes UC Irvine career

Starting Lineups

Guard	Guard	G/F	Forward	Forward	Games	W-L
Hagans	Maxey	Quickley	Montgomery	Richards	9	7-2
Hagans	Maxey	Brooks Jr.	Montgomery	Richards	5	4-1
Hagans	Maxey	Whitney	Sestina	Richards	3	3-0
Hagans	Quickley	Whitney	Sestina	Richards	2	1-1
Hagans	Maxey	Whitney	Montgomery	Richards	2	1-1
Hagans	Maxey	Juzang	Montgomery	Richards	1	1-0
Hagans	Quickley	Whitney	Sestina	Montgomery	1	1-0

Starter	Games Started	Wins	Losses
Hagans	23	18	5
Richards	22	17	5
Maxey	20	16	4
Montgomery	18	14	4
Quickley	12	9	3
Whitney	8	6	2
Sestina	6	5	1
Brooks Jr.	5	4	1
Juzang	1	1	0

Streaks

Overall	Won 2
Unranked AP teams anywhere	Won 5
Ranked AP teams anywhere	Lost 1
Home	Won 12
Home AP ranked teams	Won 2
Home AP unranked teams	Won 11
Home SEC	Won 9
Home nonconference	Won 7
Home AP ranked SEC	Won 1
Home AP unranked SEC	Won 16
Home AP ranked nonconference	Won 2
Home AP unranked nonconference	Won 6
Road	Won 1
Road AP ranked teams	Lost 1
Road AP unranked teams	Won 2
Road SEC	Won 1
Road nonconference	Won 3
Road AP ranked SEC	Lost 2
Road AP unranked SEC	Won 2
Road AP ranked nonconference	Won 2
Road AP unranked nonconference	Won 1
Neutral	Lost 2
Neutral AP ranked teams	Lost 1
Neutral AP unranked teams	Lost 1
Neutral SEC	Lost 2
Neutral nonconference	Lost 2
Neutral AP ranked SEC	Lost 2
Neutral AP unranked SEC	Won 12
Neutral AP ranked nonconference	Lost 1
Neutral AP unranked nonconference	Lost 1
Active Consecutive Made Starts	16
Ashton Hagans	52
Nick Richards	22
Tyrese Maxey	20
EJ Montgomery	17
Immanuel Quickley	7
Active Consecutive Made Free Throws	20
Ashton Hagans	8
Johnny Juzang	8
Nick Richards	3
Tyrese Maxey	2
Immanuel Quickley	2
Active Consecutive Games with a 3-Pointer	23
Immanuel Quickley	3
Johnny Juzang	1

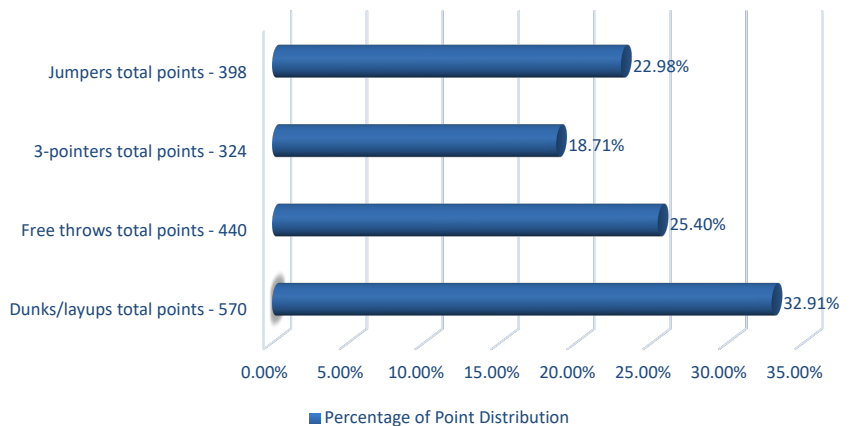
Win-Loss Margins

Margin	Games Won	Games Lost
1		
2	1	
3		3
4		
5		
6		1
7	2	
8	3	
9	3	1
10	1	
11	1	
12	1	
13	1	
14	1	
15		
16		
17		
18		
19		
20	1	
21		
22		
23		
24		
25+	3	

Kentucky's Record When ...

KENTUCKY RECORD	ALL	SEC	KENTUCKY RECORD	ALL	SEC
Leading at halftime:	16-2	6-2	On CBS:	2-1	1-0
Tied at the half:	0-0	0-0	On TBS:	0-0	0-0
Trailing at halftime:	2-3	2-0	On ESPN/ESPN2/ESPNU:	9-2	5-1
Shoot 50% or better:	7-0	3-0	On FOX:	0-0	0-0
Shoot less than 50%:	11-5	5-2	On SEC Network/(+):	7-2	2-1
Shoot higher % than opp.:	17-2	8-2	vs. SEC at home:	5-0	5-0
Shoot lower % than opp.:	1-3	0-0	vs. SEC on road:	3-2	3-2
Opp. shoot worse than 50%:	18-3	8-2	Games vs. AP ranked opp.:	3-2	0-1
Opp. shoot 50% or higher:	0-2	0-0	Games following a loss:	4-1	2-0
Score less than 60 points:	0-0	0-0	Games following a win:	13-4	6-2
Score 60-69 points:	3-4	0-1	More points in the paint:	12-2	6-0
Score 70-79 points:	8-1	6-1	Fewer/Same points in the paint:	6-3	2-2
Score 80-89 points:	6-0	2-0	More bench points than opp.:	11-3	5-1
Score 90-99 points:	1-0	0-0	Fewer or same bench pts.:	7-2	3-1
Score 100+ points:	0-0	0-0	More 2nd-chance points:	11-3	4-0
Opp. score less than 60 pts.:	6-0	1-0	Fewer or same 2nd-chance pts.:	7-2	4-2
Opp. score 60-69 pts.:	7-2	5-0	More or same points off TOs:	14-1	6-0
Opp. score 70-79 pts.:	5-2	2-1	Fewer points off TOs:	4-4	2-2
Opp. score 80-89 points:	0-1	0-1	On Monday:	1-0	0-0
Opp. score 90-99 points:	0-0	0-0	On Tuesday:	4-1	3-0
Opp. score 100+ points:	0-0	0-0	On Wednesday:	1-2	1-1
Outrebounded opponent:	15-0	6-0	On Thursday:	0-0	0-0
Outrebounded by opponent:	1-4	1-2	On Friday:	3-0	0-0
Equal number of rebounds:	2-1	1-0	On Saturday:	8-2	4-1
Fewer turnovers than opp.:	8-3	4-0	On Sunday:	1-0	0-0
Same turnovers as opp.:	2-0	0-0	In November:	6-1	0-0
More turnovers than opp.:	8-2	4-2	In December:	3-2	0-0
Make 8 or more 3-pointers:	2-0	1-0	In January:	7-1	6-1
Make 7 or fewer 3-pointers:	16-5	7-2	In February:	2-1	2-1
Games decided by 5 or fewer:	1-3	0-1	In March:	0-0	0-0
Overtime games:	2-0	0-0	In April:	0-0	0-0

How the Cats are Scoring



Dunk Tracker

Player	Dunks in 2019-20	Dunks in Career
Nick Richards	52	104
EJ Montgomery	11	29
Ashton Hagans	9	12
Keion Brooks Jr.	8	8
Kahlil Whitney	6	6
Tyrese Maxey	4	4
Nate Sestina	3	3 (UK career only)
Immanuel Quickley	1	2

Fast Facts

Shooting Percentage	.463
Avg. Assists Per Game	14.0
Points Off Turnovers	13.7
Second-Chance Points	9.4
Points in the Paint	32.0
Fast Break Points	14.5
Bench Points	19.9
Points Per Possession	107.4
Avg. Time of Possession	17.3

First Points of the Game

Player	Dunk/Layup	Jumper	3PT	FT
Brooks		1		
Hagans	1	1	1	
Juzang	1			
Maxey	2	3	2	
Quickley	1		2	1
Richards	4	1		
Sestina				1
Whitney	1			



THE LAST TIME UK ...

INDIVIDUALS

SCORING

Scored 25 points: Nick Richards (27) vs. Mississippi State, 2/4/20

Scored 30 points: Shai Gilgeous-Alexander (30) vs. Vanderbilt, 1/30/18

Scored 35 Points: De'Aaron Fox (39) vs. UCLA, 3/24/17

Scored 40 points: Malik Monk (47) vs. North Carolina, 12/17/16

Scored 45 points: Malik Monk (47) vs. North Carolina, 12/17/16

Scored 50 points: Jodie Meeks (54) at Tennessee, 1/13/09

Scored 55 points: Never

Two players had 20 points: Nick Richards (27) and Immanuel Quickley (21) vs. Mississippi State, 2/4/20

Three players had 20 points: DeMarcus Cousins (27)/John Wall (21)/Patrick Patterson (20) vs. Sam Houston State, 11/19/09

Two players had 30 points: Patrick Patterson (33) and Jodie Meeks (32) vs. Tennessee State, 12/22/08

Scored 20 points in two straight games: Immanuel Quickley (2) 2/1/20 - 2/4/20

Scored 20 points in three straight games: PJ Washington (4) 2/5/19 - 2/16/19

Scored 20 points in four straight games: PJ Washington (4) 2/5/19 - 2/16/19

Scored 20 points in five straight games: Jamal Murray (12) 2/2/16 - 3/12/16

Scored 20 points in six straight games: Jamal Murray (12) 2/2/16 - 3/12/16

Scored 20 points in seven straight games: Jamal Murray (12) 2/2/16 - 3/12/16

Scored 20 points in eight straight games: Jamal Murray (12) 2/2/16 - 3/12/16

Scored 20 points in nine straight games: Jamal Murray (12) 2/2/16 - 3/12/16

Scored 20 points in 10 straight games: Jamal Murray (12) 2/2/16 - 3/12/16

Scored 20 points in 11 straight games: Jamal Murray (12) 2/2/16 - 3/12/16

Scored 20 points in 12 straight games: Jamal Murray (12) 2/2/16 - 3/12/16

Scored 20 points in 15 straight games: Dan Issel (18) 12/1/69 - 2/7/70

Scored 25 points in three straight games: Tayshaun Prince (3) 3/11/01-3/17/01

Scored 30 points in two straight games: Jodie Meeks vs. Appalachian State (46) 12/20/08; vs. Tennessee State (32) 12/22/08

Scored 30 points in three straight games: Dan Issel (6) 2/14/70 - 3/2/70

Scored in double figures in 10 straight games: Immanuel Quickley (12) 12/28/19-2/8/20

Scored in double figures in 15 straight games: Malik Monk (30) 11/11/16-2/28/17

Scored in double figures in 20 straight games: Malik Monk (30) 11/11/16-2/28/17

Scored in double figures in 25 straight games: Malik Monk (30) 11/11/16-2/28/17

Scored in double figures in 30 straight games: Malik Monk (30) 11/11/16-2/28/17

Scored in double figures in 33 straight games: Jamal Murray (34) 11/17/15 - 3/19/16

Scored in double figures in 34 straight games: Jamal Murray (34) 11/17/15 - 3/19/16

Scored in double figures in 35 straight games: Kenny Walker (36) 11/14/85 - 3/22/86

Five players scored in double figures: Immanuel Quickley (18), Tyrese Maxey (15), Nick Richards (15), Johnny Juzang (13), Ashton Hagans (10) at Tennessee, 2/8/20

Six players scored in double figures: Nick Richards (21), Immanuel Quickley (16), Nate Sestina (12), Keion Brooks Jr. (11), Ashton Hagans (11), Kahlil Whitney (11) vs. Eastern Kentucky, 11/8/19

Seven players scored in double figures: Randolph Morris (17), Kelenna Azubuike (15), Patrick Sparks (14), Chuck Hayes (12), Rajon Rondo (11), Ravi Moss (10) and Ramel Bradley (10) vs. Mississippi State 2/19/05,

Four players with 15 or more points: Kevin Knox (22), Quade Green (18), Shai Gilgeous-Alexander (17), Wenyen Gabriel (15) vs. Ole Miss, 2/28/18

DOUBLE-DOUBLES

Double-double: Nick Richards (27 points, 11 rebounds) vs. Mississippi State, 2/4/20

Triple-double: Isaiah Briscoe (19 points, 11 rebounds, 10 assists) at Ole Miss, 12/29/16

20-10 (rebs) game: Nick Richards (27 points, 11 rebounds) vs. Mississippi State, 2/4/20

20-10 (assts) game: De'Aaron Fox (24 points, 10 assists) vs. North Carolina, 12/17/16

20-15 game: Nick Richards (25 points, 15 rebounds) vs. Fort Wayne, 11/22/17

30-10 game: Tayshaun Prince (33 points, 11 rebounds) vs. Tennessee State, 12/22/98

Back-to-back 20-10 games: PJ Washington (20 p, 13 r) vs. Kansas, 1/26/19; (26 p, 12 r) at Vanderbilt, 1/29/19

Three straight 20-10 games: Julius Randle (3) 11/8/13 - 11/12/13

Double-double in points and rebs.: Nick Richards (27 points, 11 rebounds) vs. Mississippi State, 2/4/20

Double-double in points and assists: Ashton Hagans (11 points, 11 assists) vs. Fairleigh Dickinson, 12/7/19

Double-double in points and blocks: Never

Double-double in points and steals: Never

Double-double in two consecutive games: Nick Richards (25 p, 14 r) at Texas Tech, 1/25/20; (15 p, 11 r) vs. Vanderbilt, 1/29/20

Double-double in three consecutive games: PJ Washington (20 p, 13 r) vs. Kansas, 1/26/19; (26 p, 12 r) at Vanderbilt, 1/29/19; (15 p, 12 r) at Florida, 2/2/19

Double-double in four consecutive games: Julius Randle (19 p, 15 r) vs. Kansas State, 3/21/14; (13 p, 10 r), vs. Wichita State, 3/23/14; (15 p, 12 r), vs. Louisville, 3/28/14; (16 p, 11 r), vs. Michigan, 3/30/14

Double-double in five consecutive games: Julius Randle (14 p, 10 r) at Arkansas, (2/27/14); (10 p, 15 r) at South Carolina (3/1/14); (12 p, 11 r) vs. Alabama, (3/4/14); (16 p, 10 r) at Florida, (3/8/14); (17 p, 16 r) vs. LSU, (3/14/14); (12 p, 11 r) vs. Georgia, (3/15/14)

Double-double in six consecutive games: Julius Randle (14 p, 10 r) at Arkansas, (2/27/14); (10 p, 15 r) at South Carolina (3/1/14); (12 p, 11 r) vs. Alabama, (3/4/14); (16 p, 10 r) at Florida, (3/8/14); (17 p, 16 r) vs. LSU, (3/14/14); (12 p, 11 r) vs. Georgia, (3/15/14)

Double-double in seven consecutive games: Julius Randle (7) 11/18/13-11/27/13

Double-double in 10 consecutive games: Jim Andrews, 1972-73 season

Two players record double-doubles: Nick Richards (12 points, 10 rebounds), Ashton Hagans (11 points, 11 assists) vs. Fairleigh Dickinson, 12/7/19

Three players record double-doubles: PJ Washington (20 points, 13 rebounds), Reid Travis (18 points, 12 rebounds), Keldon Johnson (15 points, 10 rebounds) vs. Kansas, 1/26/19

Four players record double-doubles: Jack Givens (30 pts, 13 rebs)/Kyle Macy (16 pts, 10 assts)/Mike Phillips (22 pts, 18 rebs)/Rick Robey (23 pts, 13 rebs) vs. Southern Methodist, 11/26/77

Five players record double-doubles: Never

FIELD GOALS

Made 12 FG in a game: EJ Montgomery (12) vs. Fairleigh Dickinson, 12/7/18

Made 15 FG in a game: Malik Monk (18) vs. North Carolina, 12/17/16

Made 16 FG in a game: Malik Monk (18) vs. North Carolina, 12/17/16

Made 17 FG in a game: Malik Monk (18) vs. North Carolina, 12/17/16

Made 18 FG in a game: Malik Monk (18) vs. North Carolina, 12/17/16

Made 19 FG in a game: Dan Issel (19) vs. Alabama, 2/23/70

Made 20 FG in a game: Dan Issel (23) vs. Ole Miss, 2/7/70

Made 21 FG in a game: Dan Issel (23) vs. Ole Miss, 2/7/70

Made 22 FG in a game: Dan Issel (23) vs. Ole Miss, 2/7/70

Made 23 FG in a game: Dan Issel (23) vs. Ole Miss, 2/7/70

Made 24 FG in a game: Never

Attempted 17 FG in a game: Immanuel Quickley (17) at Texas Tech, 1/25/20

Attempted 18 FG in a game: PJ Washington (18) vs. Auburn, 3/31/19

Attempted 19 FG in a game: Shai Gilgeous-Alexander (19) vs. Vanderbilt, 1/30/18

Attempted 20 FG in a game: De'Aaron Fox (20) vs. UCLA, 3/24/17

Attempted 25 FG in a game: Malik Monk (28) vs. North Carolina, 12/17/16

3-POINTERS

Made 5 3-pointers in a game: Immanuel Quickley (5) vs. Alabama, 1/11/20

Made 6 3-pointers in a game: Keldon Johnson (6) vs. Utah, 12/15/18

Made 7 3-pointers in a game: Wenyen Gabriel (7) vs. Alabama, 3/10/18

Made 8 3-pointers in a game: Malik Monk (8) vs. North Carolina, 12/17/16

Made 9 3-pointers in a game: Jodie Meeks (10) at Tennessee, 1/13/09

Made 10 3-pointers in a game: Jodie Meeks (10) at Tennessee, 1/13/09

Made 11 3-pointers in a game: Never

Attempted 10 3-pointers in a game: Malik Monk (11) vs. Georgia, 1/31/17

Attempted 15 3-pointers in a game: Jodie Meeks (15) at Tennessee, 1/13/09

Attempted 16 3-pointers in a game: Derrick Miller (16) vs. LSU 2/15/90

Attempted 17 3-pointers in a game: Derrick Miller (19) vs. Kansas 12/6/89

Attempted 18 3-pointers in a game: Derrick Miller (19) vs. Kansas 12/6/89

Attempted 19 3-pointers in a game: Derrick Miller (19) vs. Kansas 12/6/89

Attempted 20 3-pointers in a game: Never

Made a 3-pointer in 10 straight games: Immanuel Quickley (10), 3/29/19-12/14/19

Made a 3-pointer in 15 straight games: Jamal Murray (36), 11/13/15 - 3/19/16, Derek Willis (17), 1/12/16 - 3/17/16

Made a 3-pointer in 20 straight games: Jamal Murray (36), 11/13/15 - 3/19/16

Made a 3-pointer in 30 straight games: Jamal Murray (36), 11/13/15 - 3/19/16

Made two 3-pointers in 10 straight games: Kevin Knox (11), 2/10/16 - 3/11/18

Made three 3-pointers in 10 straight games: Gerald Fitch (20) 1/14/03 - 3/23/03

Made three 3-pointers in 15 straight games: Gerald Fitch (20) 1/14/03 - 3/23/03

Made three 3-pointers in 20 straight games: Gerald Fitch (20) 1/14/03 - 3/23/03

Made three 3-pointers in 25 straight games: Keith Bogans (29) 3/14/02 - 2/26/03

FREE THROWS

Made 8 FT in a game: Immanuel Quickley (14), Nick Richards (13) vs. Mississippi State, 2/4/20

Made 9 FT in a game: Immanuel Quickley (14), Nick Richards (13) vs. Mississippi State, 2/4/20

Made 10 FT in a game: Immanuel Quickley (14), Nick Richards (13) vs. Mississippi State, 2/4/20

Made 11 FT in a game: Immanuel Quickley (14), Nick Richards (13) vs. Mississippi State, 2/4/20

Made 12 FT in a game: Immanuel Quickley (14), Nick Richards (13) vs. Mississippi State, 2/4/20

Made 13 FT in a game: Immanuel Quickley (14), Nick Richards (13) vs. Mississippi State, 2/4/20

Made 14 FT in a game: Immanuel Quickley (14) vs. Mississippi State, 2/4/20

Made 15 FT in a game: Rodrick Rhodes (16) vs. Ole Miss, 1/18/95

Made 16 FT in a game: Rodrick Rhodes (16) vs. Ole Miss, 1/18/95

Made 17 FT in a game: Dwight Anderson (18) vs. Mississippi State, 2/12/79

Made 18 FT in a game: Dwight Anderson (18) vs. Mississippi State, 2/12/79

Made 18 FT in a game: Never

Attempted 10 FT in a game: Nick Richards (15), Immanuel Quickley (14) vs. Mississippi State, 2/4/20

Attempted 15 FT in a game: Nick Richards (15) vs. Mississippi State, 2/4/20

Attempted 20 FT in a game: PJ Washington (20) vs. Kansas State, 3/22/18

Attempted 25 FT in a game: Never

Made 20 Straight FT: Immanuel Quickley (24), 11/24/19 - 1/7/20; Nate Sestina (21), 11/8/19 - 1/7/20

Made 30 Straight FT: Tyler Herro (38), 2/16/19 - 3/29/19

REBOUNDS

15 Rebs: Nick Richards (15) vs. Arkansas, 2/26/19

16 Rebs: Keldon Johnson (17) vs. Auburn, 2/23/19

17 Rebs: Keldon Johnson (17) vs. Auburn, 2/23/19

18 Rebs: PJ Washington (18) vs. VMI, 11/18/18

19 Rebs: Nick Richards (19) vs. Southern Illinois, 11/9/18

20 Rebs: Jared Prickett (20) vs. Arkansas, 2/9/94

25 Rebs: Mike Phillips (25) vs. Tennessee, 1/10/76

30 Rebs: Cotton Nash (30) vs. Ole Miss, 2/8/64

34 Rebs: Bob Burrow (34) vs. Temple, 12/10/55

35 Rebs: Never

10+ Rebs in three consecutive games: PJ Washington (3),



THE LAST TIME UK ...

1/26/19 - 2/2/19
10+ Rebs in four consecutive games: Julius Randle (4), 3/21/14 - 3/30/14
10+ Rebs in five consecutive games: Julius Randle (10), 2/12/14 - 3/15/14
10+ Rebs in six consecutive games: Julius Randle (10), 2/12/14 - 3/15/14
10+ Rebs in seven consecutive games: Julius Randle (10), 2/12/14 - 3/15/14
10+ rebs in eight consecutive games: Julius Randle (10), 2/12/14 - 3/15/14
10+ rebs in nine consecutive games: Julius Randle (10), 2/12/14 - 3/15/14
10+ rebs in 10 consecutive games: Julius Randle (10), 2/12/14 - 3/15/14
Two players had 10 rebounds: Nate Sestina (12), Nick Richards (10) vs. Utah Valley, 11/18/19
Three players had 10 rebounds: PJ Washington (13), Reid Travis (12), Keldon Johnson (10) vs. Kansas, 1/26/19

ASSISTS

6 assists: Ashton Hagans (6) vs. Mississippi State, 2/4/20
7 assists: Ashton Hagans (7) at Texas Tech, 1/25/20
8 assists: Ashton Hagans (9) vs. Georgia, 1/21/20
9 assists: Ashton Hagans (9) vs. Georgia, 1/21/20
10 assists: Ashton Hagans (11) vs. Fairleigh Dickinson, 12/7/19
11 assists: Ashton Hagans (11) vs. Fairleigh Dickinson, 12/7/19
12 assists: Ashton Hagans (12) vs. UAB, 11/29/19
13 assists: Tyler Ulis (14) vs. LSU, 3/5/16
14 assists: Tyler Ulis (14) vs. LSU, 3/5/16
15 assists: John Wall (16) vs. Hartford, 12/29/09
16 assists: John Wall (16) vs. Hartford, 12/29/09
16 assists: Never
5+ assists in four consecutive games: Ashton Hagans (17), 11/18/19 - 1/29/20
8+ assists in two consecutive games: Ashton Hagans (3), 12/18/19 - 12/28/19

BLOCKS

4 blocks: Nick Richards (4) at Texas Tech, 1/25/20
5 blocks: Nick Richards (5) vs. Alabama, 1/11/20
6 blocks: Nick Richards (7) vs. Lamar, 11/24/19
7 blocks: Nick Richards (7) vs. Lamar, 11/24/19
8 blocks: Willie Cauley-Stein (9) vs. Boise State, 12/10/13
9 blocks: Willie Cauley-Stein (9) vs. Boise State, 12/10/13
10 blocks: Nerlens Noel (12) at Ole Miss, 1/29/13
11 blocks: Nerlens Noel (12) at Ole Miss, 1/29/13
12 blocks: Nerlens Noel (12) at Ole Miss, 1/29/13
13 blocks: Never

STEALS

4 steals: Ashton Hagans (4) vs. Georgia, 1/21/20
5 steals: Ashton Hagans (5) vs. Texas A&M, 1/8/19
6 steals: Ashton Hagans (8) vs. North Carolina, 12/22/18
7 steals: Ashton Hagans (8) vs. North Carolina, 12/22/18
8 steals: Ashton Hagans (8) vs. North Carolina, 12/22/18
9 steals: Never
3+ steals in five consecutive games: Ashton Hagans (7) 12/22/18 - 1/19/19
3+ steals in 10 consecutive games: Never

MINUTES

Played every minute: Immanuel Quickley (40) at Arkansas, 1/18/20
Played 40+ minutes: Immanuel Quickley (42), Ashton Hagans (42) at Texas Tech, 1/25/20
Played more than 50 minutes: Patrick Patterson (50) vs. Vanderbilt, 1/12/08

FOULS

Fouled out: Ashton Hagans, Immanuel Quickley at Auburn, 2/1/20
Two players fouled out: Ashton Hagans, Immanuel Quickley at Auburn, 2/1/20
Three players fouled out: Hamidou Diallo, Wenyen Gabriel, Nick Richards at South Carolina, 1/16/18
Four players fouled out: Skal Labissiere, Marcus Lee, Alex Poythress, Derek Willis at Kansas, 1/30/16
Technical foul: John Calipari vs. Mississippi State, 2/4/20

TEAM

WINS/LOSSES

Won 10 straight games: 10, 1/8/19 - 2/9/19
Won 20 straight games: 38, 11/14/14 - 3/28/15
Won 30 straight games: 38, 11/14/14 - 3/28/15
Won 40 straight games: Never

Lost consecutive games: 2, 12/18/19 - 12/21/19
Lost three straight games: 4, 2/3/18 - 2/14/18
Lost four straight games: 4, 2/3/18 - 2/14/18
Lost five straight games: 5, 12/23/89 - 1/6/90
Lost 10 straight games: Never

STARTS

Started four freshmen: EJ Montgomery, Keldon Johnson, Ashton Hagans, Tyler Herro vs. Auburn, 3/31/19
Started five freshmen: Hamidou Diallo, Shai Gilgeous-Alexander, Kevin Knox, Nick Richards, PJ Washington vs. Kansas State, 3/22/18

SCORING

Scored 90 or more points: 91 vs. Eastern Kentucky, 11/8/19 (W, 91-49)
Scored 90 or more points (SEC game): 96 vs. Ole Miss, 2/28/18 (W, 96-78)
Scored 100 or more points: 107 vs. UIC, 11/26/17 (W, 107-73)
Scored 100 or more points (SEC game): 100 vs. Texas A&M, 1/3/17 (W, 100-58)
Scored 110 or more points: 115 vs. Arizona State, 11/28/16 (W, 115-69)
Scored 110 or more points (SEC game): 110 vs. Auburn, 2/21/15 (W, 110-75)
Scored 120 or more points: 120 vs. Vanderbilt, 2/7/96 (W, 120-81)
Scored 120 or more points (SEC game): 120 vs. Vanderbilt, 2/7/96 (W, 120-81)
Scored 130 or more points: 143 vs. Georgia, 2/27/56 (W, 143-66)
Scored 140 or more points: 143 vs. Georgia, 2/27/56 (W, 143-66)
Scored 150 or more points: Never
Scored less than 50 points: 48 vs. Vanderbilt, 3/15/13 (L, 64-48)
Scored 100 points in two consecutive games: vs. Cleveland State (11/23/16), vs. UT Martin (11/25/16), vs. Arizona State (11/28/16)
Scored 100 points in three consecutive games: vs. Cleveland State (11/23/16), vs. UT Martin (11/25/16), vs. Arizona State (11/28/16)
Scored 100 points in consecutive SEC games: 2/27/56-3/3/56

SHOOTING PERCENTAGES

Shot 70% from the field: .722 vs. Mississippi St., 2/15/86
Shot 65% from the field: .667 vs. UIC, 11/26/17
Shot 30% or less from the field: .281 at Texas A&M (1/10/15)
Allowed 50% shooting: .500 vs. Ohio State, 12/21/19
Allowed 60% shooting: .640 by Florida, 3/4/07
Allowed 30% or less shooting: .250 by ECU, 11/8/19 (16-64)
Allowed 20% or less shooting: .197 by Montana State, 11/23/14 (12-61)

FREE THROWS

Shot 90% or better from FT line: 90.0 (27-30) vs. Missouri, 1/4/20
Shot 100% from FT Line: 11-11 vs. Florida, 2/7/12
Shot 50% or less from FT line: .400 (10-20) at Georgia, 1/7/20
Attempted 40 FT: vs. Tennessee State (41), 11/23/18
Attempted five or less FT: vs. South Carolina (4) 1/21/06
Made 30 FT: 31 vs. Mississippi State, 2/4/30 (31-36)

3-POINTERS

Hit 0 3-pointers: 0 vs. Davidson, 3/15/18 (0-6)
Hit 10 3-pointers: 10 vs. Lamar, 11/24/19 (10-22)
Hit 11 3-pointers: 11 vs. Auburn, 2/23/19 (11-24)
Hit 12 3-pointers: 12 vs. Utah, 12/15/18 (12-21)
Hit 13 3-pointers: 13 vs. Texas A&M, 1/3/17 (13-25)
Hit 14 3-pointers: 15 vs. Georgia, 3/1/12 (15-27)
Hit 15 3-pointers: 15 vs. Georgia, 3/1/12 (15-27)
Hit 16 3-pointers: 16 vs. UNC-Asheville, 12/23/96 (16-33)
Hit 17 3-pointers: 20 vs. LSU, 3/4/95 (20-35)
Hit 18 3-pointers: 20 vs. LSU, 3/4/95 (20-35)
Hit 19 3-pointers: 20 vs. LSU, 3/4/95 (20-35)
Hit 20 3-pointers: 20 vs. LSU, 3/4/95 (20-35)
Hit 21 3-pointers: 21 vs. North Carolina, 12/27/89 (21-48)
Hit 22 3-pointers: Never

SCORING MARGINS

Won game by 50 points or more: 58 vs. Montana State (W, 86-28) 11/23/14
Won game by 60 points or more: 62 vs. Vanderbilt (W, 106-44) 3/5/03
Won game by 70 points or more: 74 vs. Tennessee-Martin (W, 124-50) 11/26/94
Lost game by 30 points or more: 34 vs. Duke (L, 118-84) 11/6/18

Lost game by 40 points or more: 41 at Vanderbilt (L, 93-52) 2/12/08
Lost game by 50 points or more: 55 at Kansas (L, 150-95) 12/9/89
Lost game by 60 points or more: 70 vs. Central (L, 87-17) 1/28/1910
Lost game by 70 points or more: 70 vs. Central (L, 87-17) 1/28/1910
Game decided by one point: vs. Seton Hall, 12/8/18 (L, 84-83 OT)
Game decided by two points: at Texas Tech, 1/25/20 (W, 78-76 OT)
Game decided by three points: vs. Utah, 12/18/19 (L, 69-66)
Two consecutive games decided by one point: vs. North Carolina (W, 73-72) 12/3/11 and at Indiana (L, 73-72) 12/10/11
Three consecutive games decided by one point: Never
Two consecutive games decided by two points: at Ole Miss (L, 71-69) 2/1/11 and Florida (L, 70-68) 2/5/11

Came back from 10-point deficit for win: W, 71-62 vs. Vanderbilt (1/29/20); Trailing by 10 at 40-30 (18:20 in 2nd)
Came back from 11-point deficit for win: W, 70-66 vs. Arkansas (2/26/19); Trailing by 15 at 45-30 (18:22 in 2nd)
Came back from 12-point deficit for win: W, 70-66 vs. Arkansas (2/26/19); Trailing by 15 at 45-30 (18:22 in 2nd)
Came back from 13-point deficit for win: W, 70-66 vs. Arkansas (2/26/19); Trailing by 15 at 45-30 (18:22 in 2nd)
Came back from 14-point deficit for win: W, 70-66 vs. Arkansas (2/26/19); Trailing by 15 at 45-30 (18:22 in 2nd)
Came back from 15-point deficit for win: W, 70-66 vs. Arkansas (2/26/19); Trailing by 15 at 45-30 (18:22 in 2nd)
Came back from 16-point deficit for win: W, 83-76 at West Virginia (1/27/18); Trailing by 17 at 40-23 (18:57 in 2nd)
Came back from 17-point deficit for win: W, 83-76 at West Virginia (1/27/18); Trailing by 17 at 40-23 (18:57 in 2nd)
Came back from 18-point deficit for win: W, 73-67 vs. Vanderbilt (2/28/17); Trailing by 19 at 25-6 (8:03 in 1st)
Came back from 19-point deficit for win: W, 73-67 vs. Vanderbilt (2/28/17); Trailing by 19 at 25-6 (8:03 in 1st)
Came back from 20-point deficit for win: W, 82-79 at Vanderbilt (2/22/97); Trailing by 22 at 40-18 (3:51 in 1st)
Came back from 30-point deficit for win: W, 99-95 at LSU (2/15/94); Trailing by 31 at 68-37 (15:34 in 2nd)
Came back from 31-point deficit for win: W, 99-95 at LSU (2/15/94); Trailing by 31 at 68-37 (15:34 in 2nd)

REBOUNDS

Pulled down 50 rebounds: 54 (12-42) vs. ECU, 11/8/19
Pulled down 55 rebounds: 59 (20-39) vs. Arizona State, 11/28/16
Pulled down 60 rebounds: 62 (19-43) vs. Morehead State, 12/16/96

OVERTIME GAMES

Played an overtime game: at Texas Tech, 1/25/20 (W, 76-74 OT)
Won an overtime game: at Texas Tech, 1/25/20 (W, 76-74 OT)
Lost an overtime game: vs. Auburn, 3/31/19 (L, 77-71 OT)
Played an SEC overtime game: vs. Vanderbilt, 1/30/18 (W, 83-81 OT)
Won an SEC overtime game: vs. Vanderbilt, 1/30/18 (W, 83-81 OT)
Lost an SEC overtime game: at Texas A&M, 2/20/16 (L, 79-77 OT)
Played an overtime game in SEC Tournament: vs. Texas A&M, 3/13/16 (W, 82-77 OT)
Won an overtime game in SEC Tournament: vs. Texas A&M, 3/13/16 (W, 82-77 OT)
Played an overtime game in NCAA Tournament: vs. Auburn, 3/31/19 (L, 77-71 OT)
Won an overtime game in NCAA Tournament: vs. St. Bonaventure, 3/16/00 (W, 85-80 OT)
Lost an overtime game in NCAA Tournament: vs. Auburn, 3/31/19 (L, 77-71 OT)
Played two overtimes: at Texas A&M, 1/10/15 (W, 70-64 2ot)
Played three overtimes: vs. Temple 12/7/57 (W, 85-83)
Played four overtimes: Never played four overtime game
Played consecutive games that went to overtime: 1/6/15 vs. Ole Miss (W, 89-86) and 1/10/15 at Texas A&M (70-64)



THE LAST TIME A UK OPPONENT ...

INDIVIDUALS

SCORING

Scored 25 points: Jermaine Cousinard (26), South Carolina, 1/15/20
Scored 30 points: Bubba Parham (35), VMI, 11/21/18
Scored 35 points: Bubba Parham (35), VMI, 11/21/18
Scored 40 points: Elston Turner (40), Texas A&M, 1/12/13
Scored 45 points: David Robinson (45), Navy, 1/25/87
Scored 50 points: Austin Carr (50), Notre Dame, 12/29/79
Scored 60 points: Pete Maravich (64), LSU, 2/21/70
Scored 65 points: Never
Two players had 20 points: Jared Harper (26), Bryce Brown (24), Auburn, 3/31/19
Three players had 20 points: R.J. Barrett, Zion Williamson, Cam Reddish, Duke, 11/6/18
Two players had 30 points: Ronnie Henderson (36) and Claren Ceasar (32), LSU, 2/15/94
Five players scored in double figures: Alabama, 1/5/19

FIELD GOALS

Made 15 FG in a game: David Robinson (17), Navy, 1/25/87
Made 16 FG in a game: David Robinson (17), Navy, 1/25/87
Made 17 FG in a game: David Robinson (17), Navy, 1/25/87
Made 18 FG in a game: Steve Downing (19), Indiana, 12/11/71
Made 19 FG in a game: Steve Downing (19), Indiana, 12/11/71
Made 20 FG in a game: Johnny Neumann (20), Ole Miss, 1/2/71
Made 21 FG in a game: Austin Carr (21), Notre Dame, 12/29/70
Made 22 FG in a game: Austin Carr (22), Notre Dame, 3/12/70
Made 23 FG in a game: Pete Maravich (23), LSU, 2/21/70
Made 24 FG in a game: Never
Attempted 17 FG in a game: Jermaine Cousinard (22), South Carolina, 1/15/20
Attempted 18 FG in a game: Jermaine Cousinard (22), South Carolina, 1/15/20
Attempted 19 FG in a game: Jermaine Cousinard (22), South Carolina, 1/15/20
Attempted 20 FG in a game: Jermaine Cousinard (22), South Carolina, 1/15/20
Attempted 25 FG in a game: R.J. Barrett (26), Duke, 11/6/18
Attempted 30 FG in a game: Freeman Williams (40), Portland State, 12/16/17
Attempted 35 FG in a game: Freeman Williams (40), Portland State, 12/16/17
Attempted 40 FG in a game: Freeman Williams (40), Portland State, 12/16/17
Attempted 45 FG in a game: Johnny Neumann (50), Ole Miss, 1/2/71
Attempted 50 FG in a game: Johnny Neumann (50), Ole Miss, 1/2/71
Attempted 53 FG in a game: Pete Maravich (53), LSU, 2/22/69
Attempted 54 FG in a game: Never

3-POINTERS

Made 5 3-pointers in a game: Davion Bust (5), Lamar, 11/24/19
Made 6 3-pointers in a game: Armoni Brooks (6), Houston, 3/29/19
Made 7 3-pointers in a game: Bubba Parham (10), VMI, 11/18/18
Made 8 3-pointers in a game: Bubba Parham (10), VMI, 11/18/18
Made 9 3-pointers in a game: Bubba Parham (10), VMI, 11/18/18
Made 10 3-pointers in a game: Bubba Parham (10), VMI, 11/18/18
Made 11 3-pointers in a game: Corey Allmond (11), Sam Houston State, 11/19/2009
Made 12 3-pointers in a game: Never
Attempted 10 3-pointers in a game: Santiago Vescovi (11), Tennessee, 2/8/20
Attempted 15 3-pointers in a game: Bubba Parham (16), VMI, 11/18/18
Attempted 16 3-pointers in a game: Bubba Parham (16), VMI, 11/18/18
Attempted 17 3-pointers in a game: Chris Jackson (17), LSU, 2/15/90
Attempted 18 3-pointers in a game: Jeff Boschee (18), Kansas, 3/14/99
Attempted 19 3-pointers in a game: Never

FREE THROWS

Made 10 FT in a game: John Fulkerson (10), Tennessee, 2/8/20
Made 11 FT in a game: Samir Doughty (14), Auburn, 2/1/20
Made 12 FT in a game: Samir Doughty (14), Auburn, 2/1/20

Made 13 FT in a game: Samir Doughty (14), Auburn, 2/1/20
Made 14 FT in a game: Samir Doughty (14), Auburn, 2/1/20
Made 15 FT in a game: Brenton Williams (15), South Carolina, 3/1/14
Made 16 FT in a game: Dan Cross (16), Florida, 2/18/95
Made 17 FT in a game: John Mengelt (17), Auburn, 3/2/70
Made 18 FT in a game: Pete Maravich (18), LSU, 2/21/70
Made 19 FT in a game: Never
Attempted 15 FT in a game: Samir Doughty (15), Auburn, 2/1/20
Attempted 20 FT in a game: Harding McCaleb (25), Louisville, 2/22/16
Attempted 25 FT in a game: Harding McCaleb (25), Louisville, 2/22/16
Attempted 26 FT in a game: Never

REBOUNDS

15 Rebs: Detric Lawson (15), Kansas, 1/26/19
16 Rebs: Kennedy Meeks (17), North Carolina, 3/26/17
17 Rebs: Kennedy Meeks (17), North Carolina, 3/26/17
18 Rebs: Sean May (19), North Carolina, 12/4/04
19 Rebs: Sean May (19), North Carolina, 12/4/04
20 Rebs: Andrew DeClercq (20), Florida, 1/18/94
25 Rebs: Leon Douglas (25), Alabama, 1/20/75
30 Rebs: Kenneth Stanley (30), USC, 12/4/61
31 Rebs: Never
Two players had 10 rebounds: Desean Murray (11) and Anfernee McLemore (11), Auburn, 2/4/18
Three players had 10 rebounds: Craig Victor II (12), Tim Quarterman (10), Ben Simmons (10), LSU, 1/5/16

ASSISTS

10 assists: Tony Trocha-Morelos (10), Texas A&M, 3/4/2017
11 assists: Dwyane Wade (11), Marquette, 3/29/03
12 assists: Edgar Padilla (12), UMass, 3/30/96
13 assists: Billy McCaffrey (14), Vanderbilt, 1/13/93
14 assists: Billy McCaffrey (14), Vanderbilt, 1/13/93
15 assists: Eric Richardson (15), Alabama, 2/4/84
16 assists: Never

BLOCKS

5 blocks: Dylan Disu (5), Vanderbilt, 1/29/20
6 blocks: Sagaba Konate (7), West Virginia, 1/27/18
7 blocks: Sagaba Konate (7), West Virginia, 1/27/18
8 blocks: Jarvis Varnado (10), Mississippi State, 1/15/08
9 blocks: Jarvis Varnado (10), Mississippi State, 1/15/08
10 blocks: Jarvis Varnado (10), Mississippi State, 1/15/08
11 blocks: Samaki Walker (11), Louisville, 1/1/95
12 blocks: Never

STEALS

5 steals: Ben Simmons (7), LSU, 3/5/16
6 steals: Ben Simmons (7), LSU, 3/5/16
7 steals: Ben Simmons (7), LSU, 3/5/16
8 steals: Never

TEAM

SCORING

Scored 90 or more points: 118, Duke, 11/6/18 (L, 118-84)
Scored 90 or more points (SEC game): 90, Georgia, 3/4/09 (L, 90-85)
Scored 100 or more points: 118, Duke, 11/6/18 (L, 118-84)
Scored 100 or more points (SEC game): 101, Arkansas, 2/10/93 (L, 101-94)
Scored 110 or more points: 118, Duke, 11/6/18 (L, 118-84)
Scored 110 or more points (SEC game): 110, Vanderbilt, 3/4/67 (L, 110-94)
Scored 120 or more points: 121, North Carolina, 12/27/89 (L, 121-110)
Scored 120 or more points (SEC game): Never
Scored 130 or more points: 150, Kansas, 12/9/89 (L, 150-95)
Scored 140 or more points: 150, Kansas, 12/9/89 (L, 150-95)
Scored 150 or more points: 150, Kansas, 12/9/89 (L, 150-95)
Scored 160 or more points: Never
Scored less than 50 points: 49, Eastern Kentucky, 11/8/19 (W, 91-49)
Scored less than 50 points (SEC game): 48, South Carolina, 2/5/19 (W, 76-48)
Scored less than 40 points: 39, West Virginia, 3/26/15 (W, 78-39)
Scored less than 40 points (SEC game): 37, Missouri, 1/13/15 (W, 86-37)
Scored less than 30 points: 28, Montana State, 11/23/14 (W, 86-28)
Scored less than 30 points (SEC game): 26, Georgia Tech, 1/28/46 (W, 86-37)

Scored less than 20 points: 18, Western Ontario, 12/10/49 (W, 90-21)
Scored less than 20 points (SEC game): 18, Alabama, 2/10/40 (W, 46-18)
Scored less than 10 points: 9, Tulane, 12/21/34 (W, 39-9)
Scored less than 10 points (SEC game): Never
Scored less than 5 points: Never

SHOOTING PERCENTAGES

Shot 70% from the field: Never
Shot 60% from the field: 640, Florida, 3/4/07
Shot 50% from the field: 500, Ohio State, 12/21/19
Shot 30% or less from the field: .250, Eastern Kentucky, 11/8/19 (16-64)
Shot 20% or less from the field: .197, Montana State, 11/23/14 (12-61)
Shot 10% or less from the field: Never (shooting percentages not recorded prior to 1947)

3-Pointers

Made 10 or more 3-pointer: 11, Utah Valley, 11/18/19
Made 15 or more 3-pointers: 19, VMI, 11/18/18
Made 20 or more 3-pointers: Never
Made zero 3-pointers: 0, Auburn, 1/19/13 (0-15)
Attempted 30 or more 3-pointers: 31, Utah Valley, 11/18/19

FREE THROWS

Shot 90% or better from FT line: 92.3 (12-13), Evansville, 11/12/19
Shot 100% from FT Line: 5-5, VMI, 11/18/18
Shot 50% or less from FT line: .450 (9-20), Louisville, 12/28/19
Attempted 40 FT: 44, Auburn, 2/1/20 (33-44)
Attempted five or less FT: 5, UAB, 11/29/19 (2-5)
Made 30 FT: 33, Auburn, 2/1/20 (33-44)

REBOUNDS

Pulled down 50 rebounds: 54 (17-37), Florida, 2/4/17
Pulled down 20 offensive rebounds: 20, South Carolina, 1/15/20



RUPP ARENA AT CENTRAL BANK CENTER

Year-by-Year Records

Season	W-L	Percentage
2019-20	13-1	.929
2018-19	17-1	.944
2017-18	16-2	.889
2016-17	15-2	.882
2015-16	17-0	1.000
2014-15	19-0	1.000
2013-14	16-2	.889
2012-13	16-2	.889
2011-12	18-0	1.000
2010-11	15-0	1.000
2009-10	18-0	1.000
2008-09	12-6	.667
2007-08	14-4	.778
2006-07	14-2	.875
2005-06	10-5	.667
2004-05	14-1	.933
2003-04	11-2	.846
2002-03	12-1	.923
2001-02	12-3	.800
2000-01	11-1	.917
1999-2000	14-0	1.000
1998-99	12-1	.923
1997-98	9-3	.750
1996-97	12-1	.923
1995-96	13-0	1.000
1994-95	12-1	.923
1993-94	13-1	.929
1992-93	16-0	1.000
1991-92	15-2	.882
1990-91	13-0	1.000
1989-90	13-2	.867
1988-89	8-6	.571
1987-88	14-2	.875
1986-87	13-2	.867
1985-86	18-0	1.000
1984-85	11-3	.786
1983-84	16-0	1.000
1982-83	14-1	.933
1981-82	15-1	.938
1980-81	15-0	1.000
1979-80	12-3	.800
1978-79	11-4	.733
1977-78	16-0	1.000
1976-77	12-2	.857
Total	607-70	.897

Top 10 Attendances of 19-20

No.	Att.	Opp.	Date	Result
1.	20,437	Louisville	12/28/19	W, 78-70
2.	20,407	Alabama	1/11/20	W, 76-67
3.	20,396	Missouri	1/4/20	W, 71-59
4.	20,401	UAB	11/29/19	W, 69-58
5.	20,351	MSM	11/22/19	W, 82-62
6.	20,311	Vanderbilt	1/29/20	W, 71-62
7.	20,163	EKU	11/8/19	W, 91-49
8.	20,135	Georgia	1/22/20	W, 89-79
9.	20,115	Miss. St.	2/4/20	W, 80-72
10.	20,111	Georgia Tech	12/14/19	W, 67-53

Rupp Arena Quick Facts

Year Opened:	1976
First Game:	Nov. 27, 1976
All-Time Record:	607-70 (.897)
Record Under Calipari:	180-10 (.947)
Capacity:	20,500
Record Crowd:	24,479 (1/20/10)
Longest Win Streak:	54 (11/9/10-12/1/12)
Current Win Streak:	12

Cats Rock at Rupp

The Wildcats are 607-70 (.897) in Rupp Arena. Among the most notable marks of dominance as the nation's toughest venue to play include:

- School record 54-game winning streak to begin the John Calipari era
- UK is 326-41 (.888) in regular-season SEC games in the building
- Kentucky set a new program home record of 19 wins in 2014-15
- UK has gone undefeated at home in five of Calipari's 11 seasons
- The Wildcats have a perfect mark in 13 of Rupp Arena's 44 seasons

UK Reaches 600 Wins at Rupp in Record Time

With a victory over Fairleigh Dickinson on Dec. 7, 2019 Kentucky reached the 600-win mark at Rupp Arena faster than any other program in NCAA Division I level history. UK needed just 670 games to reach win No. 600 in Rupp Arena.

It took UCLA, which previously owned the fastest pace to 600 wins, 689 games in Pauley Pavilion. Only one other team, Kansas, achieved win No. 600 in fewer than 700 games at its home venue. The Jayhawks reached the significant win in their 699th game.

Cal Owns Longest Win Streaks in Rupp

With UK's 2011-12 season-opening victory over Marist, UK head coach John Calipari recorded his 34th consecutive win in Rupp Arena as UK's head coach. It broke former UK head coach Rick Pitino's longest streak of 33 games in the venue.

The winning streak reached as long as 54 games. Calipari didn't suffer his first loss in Rupp Arena until losing to Baylor in his fourth season. The 54-game run, however, was his longest career winning streak. He also had the second-longest streak in the arena as the Cats won 42 straight from March 4, 2014 to Nov. 25, 2016.

Pack the House

Kentucky has led the nation in average home attendance in 20 of the last 24 seasons. That number includes a Rupp Arena record of 24,110 in John Calipari's first season (2009-10) as head coach.

- Kentucky averaged 21,695 fans during the 2018-19 season
- UK averaged 23,000-plus fans in seven of Calipari's first 10 seasons
- The Wildcats led the nation in average attendance in 2017-18

New Chairbacks, Fewer Seats

After receiving a \$16 million upgrade over the 2014-15 and 2015-16 seasons that enhanced the fan experience with the likes of a new Daktronics center-hung scoreboard, ribbons boards, new corner video boards and a new audio system, Rupp Arena is undergoing an additional transformation as a part of UK's new leasing agreement with the Lexington Center.

Chair-back seating in the upper-level sideline was installed in sections 211-217 and 228-234 for the 2019-20 season. Club areas will be available to season ticket holders starting with the 2020-21 season.

The new seating reduced Rupp Arena's capacity to 20,500.

The Top-Ranked Team at Home

Kentucky has lost just four times at home as the Associated Press top-ranked team in the history of the program and just three times in Rupp Arena. Prior to the losses to Evansville (Nov. 12) and UCLA (Dec. 3, 2016), both by three, the other two losses came by just one point.

The Wildcats are 54-3 all-time as the AP No. 1 team in Rupp Arena since its opening in 1976. The first loss was to Auburn, 53-52, on Jan. 9, 1988.

Coach Cal in Rupp Arena

It's been downright difficult to beat the Wildcats in Rupp Arena during the John Calipari era. UK is 180-10 (.947) in Rupp Arena under Calipari.

- UK is 21-5 (.840) vs. AP Top 25 opponents in Rupp in the Calipari era
- The Wildcats are 159-5 (.970) vs. unranked teams in Rupp under Cal
- UK is 94-4 (.960) at home vs. nonconference foes under Calipari
- Calipari notched his 100th career win in Rupp Arena as UK's coach with the Wildcats' 110-75 rout of Auburn on Feb. 21, 2014. It took Calipari just 104 games to reach the century mark at home, the fastest of any UK coach

Cal Passes Hall for Rupp Record

With a 101-70 victory over Cleveland State on Nov. 23, 2016, John Calipari passed former UK head coach Joe B. Hall for victories in Rupp Arena history.

Calipari currently has 180 wins inside the historic venue. Hall won 122.

2019-20 Opponent Breakdown

Eastern Kentucky (Nov. 8)

All-time games in Rupp Arena: 11
UK record in Rupp vs. EKU: 11-0
Last time in Rupp Arena: UK, 91-49 (11/8/19)

Evansville (Nov. 12)

All-time games in Rupp Arena: 1
UK record in Rupp vs. UE: 0-1
Last time in Rupp Arena: UE, 67-64 (11/12/19)

Utah Valley (Nov. 18)

All-time games in Rupp Arena: 2
UK record in Rupp vs. UV: 2-0
Last time in Rupp Arena: UK, 82-74 (11/18/19)

Mount St. Mary's (Nov. 22)

All-time games in Rupp Arena: 1
UK record in Rupp vs. MSM: 1-0
Last time in Rupp Arena: UK, 82-62 (11/22/19)

Lamar (Nov. 24)

All-time games in Rupp Arena: 4
UK record in Rupp vs. LU: 4-0
Last time in Rupp Arena: UK, 81-56 (11/24/19)

UAB (Nov. 29)

All-time games in Rupp Arena: 2
UK record in Rupp vs. UAB: 2-0
Last time in Rupp Arena: UK, 69-58 (11/29/19)

Fairleigh Dickinson (Dec. 7)

All-time games in Rupp Arena: 1
UK record in Rupp vs. FDU: 1-0
Last time in Rupp Arena: UK, 83-52 (12/7/19)

Georgia Tech (Dec. 14)

All-time games in Rupp Arena: 4
UK record in Rupp vs. GT: 4-0
Last time in Rupp Arena: UK, 67-53 (12/14/19)

Louisville (Dec. 28)

All-time games in Rupp Arena: 20
UK record in Rupp vs. UofL: 16-4
Last time in Rupp Arena: UK, 78-70^{OT} (12/28/19)

Missouri (Jan. 4)

All-time games in Rupp Arena: 5
UK record in Rupp vs. MU: 5-0
Last time in Rupp Arena: UK, 71-59 (1/4/20)

Alabama (Jan. 11)

All-time games in Rupp Arena: 32
UK record in Rupp vs. UA: 27-5
Last time in Rupp Arena: UK, 76-67 (1/11/20)

Georgia (Jan. 21)

All-time games in Rupp Arena: 41
UK record in Rupp vs. UGA: 37-4
Last time in Rupp Arena: UK, 89-79 (1/21/20)

Vanderbilt (Jan. 29)

All-time games in Rupp Arena: 42
UK record in Rupp vs. VU: 40-2
Last time in Rupp Arena: UK, 71-62 (1/29/20)

Mississippi State (Feb. 4)

All-time games in Rupp Arena: 31
UK record in Rupp vs. MSU: 29-2
Last time in Rupp Arena: UK, 80-72 (2/4/20)

Ole Miss (Feb. 15)

All-time games in Rupp Arena: 31
UK record in Rupp vs. OM: 30-1
Last time in Rupp Arena: UK, 96-78 (2/28/18)

Florida (Feb. 22)

All-time games in Rupp Arena: 43
UK record in Rupp vs. UF: 35-8
Last time in Rupp Arena: UK, 66-57 (3/9/19)

Auburn (Feb. 29)

All-time games in Rupp Arena: 30
UK record in Rupp vs. AU: 28-2
Last time in Rupp Arena: UK, 80-53 (2/23/19)

Tennessee (March 3)

All-time games in Rupp Arena: 43
UK record in Rupp vs. UT: 38-5
Last time in Rupp Arena: UK, 86-69 (2/16/19)



UK vs. AP Ranked Foes Under Cal

Record: 62-33 (.653)

at No. 17 Auburn	Feb. 1, 2020	L, 75-66
at No. 18 Texas Tech	Jan. 25, 2020	W, 78-76 ^{OT}
vs. No. 3 Louisville	Dec. 28, 2019	W, 78-70 ^{OT}
vs. No. 5 Ohio State (Las Vegas)	Dec. 21, 2019	L, 71-65
vs. No. 1 Michigan State (New York)	Nov. 5, 2019	W, 69-62
vs. No. 14 Auburn (NCAAT)	March 31, 2019	L, 77-71 ^{OT}
vs. No. 11 Houston (NCAAT)	March 29, 2019	W, 62-58
vs. No. 19 Wofford (NCAAT)	March 23, 2019	W, 62-56
vs. No. 8 Tennessee (SECT)	March 16, 2019	L, 82-78
at No. 7 Tennessee	March 2, 2019	L, 71-52
vs. No. 1 Tennessee	Feb. 16, 2019	W, 86-69
vs. No. 19 LSU	Feb. 13, 2019	L, 73-71
vs. No. 9 Kansas	Jan. 26, 2019	W, 71-63
vs. No. 22 Mississippi State	Jan. 22, 2019	W, 76-55
at No. 14 Auburn	Jan. 19, 2019	W, 82-80
vs. No. 9 North Carolina (Chicago)	Dec. 22, 2018	W, 80-72
vs. No. 4 Duke (Indianapolis)	Nov. 6, 2018	L, 118-84
vs. No. 13 Tennessee (SECT)	March 11, 2018	W, 77-72
at No. 10 Auburn	Feb. 14, 2018	L, 76-66
vs. No. 15 Tennessee	Feb. 6, 2018	L, 61-59
at No. 7 West Virginia	Jan. 27, 2018	W, 83-76
at No. 23 Tennessee	Jan. 6, 2018	L, 76-65
vs. No. 4 Kansas (Chicago)	Nov. 14, 2017	L, 65-61
vs. No. 6 North Carolina (NCAAT)	March 26, 2017	L, 75-73
vs. No. 8 UCLA (NCAA)	March 24, 2017	W, 86-75
vs. No. 19 Wichita State (NCAAT)	March 19, 2017	W, 65-62
vs. No. 13 Florida	Feb. 25, 2017	W, 76-66
at No. 24 Florida	Feb. 4, 2017	L, 88-66
vs. No. 2 Kansas	Jan. 28, 2017	L, 79-73
vs. No. 24 South Carolina	Jan. 21, 2017	W, 85-69
at No. 10 Louisville	Dec. 21, 2016	L, 73-70
vs. No. 7 North Carolina (Las Vegas)	Dec. 17, 2016	W, 103-100
vs. No. 11 UCLA	Dec. 3, 2016	L, 97-92
vs. No. 13 Michigan State (New York)	Nov. 15, 2016	W, 69-48
vs. No. 14 Indiana (NCAAT)	March 19, 2016	L, 73-67
vs. No. 17 Texas A&M (SECT)	March 13, 2016	W, 82-77
at No. 4 Kansas	Jan. 30, 2016	L, 90-84
vs. No. 16 Louisville	Dec. 27, 2015	W, 75-73
vs. No. 5 Duke (Chicago)	Nov. 17, 2015	W, 74-63
vs. No. 3 Wisconsin (NCAAT)	April 4, 2015	L, 71-64
vs. No. 8 Notre Dame (NCAAT)	March 28, 2015	W, 68-66
vs. No. 20 West Virginia (NCAAT)	March 26, 2015	W, 78-39
vs. No. 21 Arkansas (SECT)	March 15, 2015	W, 78-63
vs. No. 18 Arkansas	Feb. 28, 2015	W, 84-67
at No. 4 Louisville	Dec. 27, 2014	W, 58-50
vs. No. 21 North Carolina	Dec. 13, 2014	W, 84-70
vs. No. 6 Texas	Dec. 5, 2014	W, 63-51
vs. No. 5 Kansas (Indianapolis)	Nov. 18, 2014	W, 72-40
vs. No. 18 UConn (NCAAT)	April 7, 2014	L, 60-54
vs. No. 12 Wisconsin (NCAAT)	April 5, 2014	W, 74-73
vs. No. 7 Michigan (NCAAT)	March 30, 2014	W, 75-72
vs. No. 5 Louisville (NCAAT)	March 28, 2014	W, 74-69
vs. No. 2 Wichita State (NCAAT)	March 23, 2014	W, 78-76
at No. 1 Florida (SECT)	March 16, 2014	L, 61-60
at No. 1 Florida	March 8, 2014	L, 84-65
vs. No. 3 Florida	Feb. 15, 2014	L, 69-59
vs. No. 4 Louisville	Dec. 28, 2013	W, 73-66
at No. 18 North Carolina	Dec. 14, 2013	L, 82-77
vs. No. 20 Baylor (Dallas)	Dec. 6, 2013	L, 67-62
vs. No. 2 Michigan St. (Chicago)	Nov. 12, 2013	L, 78-74
vs. No. 11 Florida	March 9, 2013	W, 61-57
at No. 7 Florida	Feb. 12, 2013	L, 69-52
at No. 16 Ole Miss	Jan. 29, 2013	W, 87-74
at No. 4 Louisville	Dec. 29, 2012	L, 80-77
vs. No. 9 Duke (Atlanta)	Nov. 13, 2012	L, 75-68
vs. No. 6 Kansas (NCAAT)	April 2, 2012	W, 67-59
vs. No. 17 Louisville (NCAAT)	March 31, 2012	W, 69-61
vs. No. 9 Baylor (NCAAT)	March 25, 2012	W, 82-70
vs. No. 16 Indiana (NCAAT)	March 23, 2012	W, 87-71
vs. No. 22 Florida (SECT)	March 10, 2012	W, 74-71
at No. 16 Florida	March 4, 2012	W, 74-59
vs. No. 8 Florida	Feb. 7, 2012	W, 78-58
vs. No. 4 Louisville	Dec. 31, 2011	W, 69-62
vs. No. 5 North Carolina	Dec. 3, 2011	W, 73-72
vs. No. 12 Kansas (New York)	Nov. 15, 2011	W, 75-65
vs. No. 9 UConn (NCAAT)	April 2, 2011	L, 56-55
vs. No. 7 North Carolina (NCAAT)	March 27, 2011	W, 76-69
vs. No. 1 Ohio State (NCAAT)	March 25, 2011	W, 62-60
vs. No. 22 West Virginia (NCAAT)	March 19, 2011	W, 71-63
vs. No. 12 Florida (SECT)	March 13, 2011	W, 70-54
vs. No. 21 Vanderbilt	March 1, 2011	W, 68-66
vs. No. 13 Florida	Feb. 26, 2011	W, 76-68
at No. 21 Vanderbilt	Feb. 12, 2011	L, 81-77
at No. 22 Louisville	Dec. 31, 2010	W, 78-63
vs. No. 23 Notre Dame (Louisville)	Dec. 8, 2010	W, 72-58
vs. No. 13 Washington (Maui)	Nov. 23, 2010	W, 74-67
vs. No. 6 West Virginia (NCAAT)	March 27, 2010	L, 73-66
vs. No. 15 Tennessee (SECT)	March 13, 2010	W, 74-45
at No. 19 Tennessee	Feb. 27, 2010	L, 74-65
at No. 17 Vanderbilt	Feb. 20, 2010	W, 58-56
vs. No. 12 Tennessee	Feb. 13, 2010	W, 73-62
vs. No. 25 Ole Miss	Feb. 2, 2010	W, 85-75
vs. No. 21 Vanderbilt	Jan. 30, 2010	W, 85-72
vs. No. 14 UConn (New York)	Dec. 9, 2009	W, 64-61
vs. No. 10 North Carolina	Dec. 5, 2009	W, 68-66

Calipari's Record at Kentucky ...

vs. No. 1	3-2		
vs. Top 3	5-6	vs. Top 25	62-33
vs. Top 5	12-11	Home	21-5
vs. Top 10	25-20	Away	8-13
vs. Top 15	39-24	Neutral	33-15
vs. Top 20	51-30	SEC Tourney	5-2

Second Tour: Calipari, UK Agree to New Long-Term Contract

John Calipari, who owns more wins, more NCAA Tournament wins, more Final Four appearances, more Elite Eight berths and more Sweet 16 showings than any other coach since his arrival at Kentucky, signed a new long-term contract with the school in June that offers the opportunity to end his career in Lexington.

The new deal, with total guaranteed compensation – which includes base salary and media/endorsement payments – is valued at \$86 million over the lifetime of the contract. With a base salary of \$400,000 per season from the university, Calipari will make \$8 million in total compensation over the next two seasons with increases starting in 2021-22 (\$8.5 million per year for four seasons) and 2025-26 (\$9 million per year for four seasons).

The only incentive included in Calipari's new contract remains the performance of the men's basketball team in the Academic Progress Rate, a metric created by the NCAA to measure academic eligibility, retention and graduation. The bonus will remain unchanged at \$50,000 from the previous contract for meeting the threshold of 975. The men's basketball team has earned an NCAA award in five straight seasons for finishing among the top 10% of Division I men's basketball schools.

Calipari's new contract will no longer include a retention bonus. Beginning with the sixth contract year of the agreed upon terms, Calipari has the option to step down as the head coach and become special assistant to the athletics director/university representative. He would receive \$950,000 in annual compensation for the position.

Calipari is calling the start of his second decade at Kentucky his "second tour" after unprecedented success in his first decade. His goal is for the program to build on that success and do even bigger things on the second tour.

A Decorated Decade

Through 10 years at Kentucky (entering 2019-20), John Calipari's time in Lexington has been every bit as successful -- and more -- as fans hoped when he agreed to become the head coach at Kentucky back in the spring of 2009.

By just about every measure, he's the most successful coach in college basketball during the last decade. Among schools who have been to at least two Elite Eights and a Final Four since 2009-10, Calipari ranks:

- First in wins (323), through games on Feb. 8
- First in NCAA Tournament wins (31)
- Fourth in NCAA titles (one)
- First in Final Four appearances (four)
- First in Elite Eight appearances (seven)
- First in Sweet 16 appearances (eight)
- Third in regular-season conference titles (five)
- Second in league tournament titles (six)

Calipari Named Coach of the Decade

Underscored by more victories than any other coach or program over the last 10 seasons, more Final Four appearances, a record number of NBA Draft picks, and the 2012 national championship, John Calipari was named the College Basketball Coach of the Decade by Sporting News in January.

In a piece penned by national writer Mike DeCourcy, Sporting News credits Calipari for changing the college basketball landscape. Detailing Calipari's success – what DeCourcy described as a "college basketball revolution" – DeCourcy wrote that "no one defined the 2010s in the same way as Calipari ... nor achieved the same degree of consistent success."

In an era where kids can enter the NBA Draft at 19 years old, Calipari masterfully balanced the priority of players' long-term professional dreams with individual and team development, leading to on-court success that no other team has matched the last decade.

"I knew we were going to make the program — and I said it at the press conference — it was going to be a players-first program," Calipari told Sporting News. "We were going to make decisions based on them and their needs. And it's not just about the name on the front. It'll be about the name on the back. That's how we're going to do this."

First-Ballot Hall of Famer

Kentucky men's basketball coach John Calipari joined basketball's fraternity of legends in September 2015 after being elected to the Naismith Memorial Basketball Hall of Fame on the first ballot.

Calipari joined an elite group of basketball players and coaches in the Naismith Hall of Fame, considered to be one of the ultimate honors in the sport. The Class of 2015 included Calipari, Dick Bevetta, Wildcat Louie Dampier, Lindsay Gaze, Tom Heinssohn, John Isaacs, Spencer Haywood, Lisa Leslie, Dikembe Mutombo, George Raveling and JoJo White.

Moving Up the Kentucky Career Wins List

With an 80-53 victory vs. Auburn on Feb. 23, 2019, John Calipari moved past Joe B. Hall for the second-most wins in program history. Calipari trails only the legendary Adolph Rupp (876 wins) for the most wins at UK and earned win No. 300 at Ole Miss on March 5, 2019.

When Calipari tied Hall with his 297th win at Missouri on Feb. 19, 2019, he did so 32 games faster than Hall and just two games slower than Rupp.

Although he's still climbing the charts, he's doing it nearly as fast as anyone else in NCAA history. With the win over Ole Miss, Calipari became the fourth-fastest coach to 300 wins (369 games) at one program in NCAA history. Only Bill Self (358 games at Kansas), Claire Bee (359 games at Long Island) and Rupp (366 at UK) got there faster.

Calipari recently passed Hall for the second-most coached games at UK. Hall's 13-year career with the Wildcats ended with his 397th game. Calipari and Kentucky's win over Mississippi State on Feb. 4, 2020 marked the 398th career game he's been at the UK helm. Rupp is obviously first in games coached with a 41-season tenure spanning 1,066 career games.

ON PACE WITH THE BARON OF THE BLUEGRASS

Legendary coach Adolph Rupp won 876 career games while he was the coach of UK. He also led Kentucky to four NCAA titles during his 41-year tenure. John Calipari is just behind pace with Rupp to begin his career at UK in total victories. Calipari (.810) is slightly behind Rupp (.822) in total UK career winning percentage.

Coach	Games	Record	Next Game (400th Game)
Adolph Rupp	399	330-69	def. Ohio, 79-57 (Jan. 12, 1948)
John Calipari	399	323-76	at Vanderbilt (Feb. 11, 2020)



COACH CALIPARI

UK vs. AP Ranked Foes Under Cal Record as AP Top-Ranked Coach Since 2009-10

Coach	Schools	Records
1. John Calipari	Kentucky	69-8
2. Mike Krzyzewski	Duke	53-11
3. Bill Self	Kansas	42-9
4. Jay Wright	Villanova	28-6
5. Mark Few	Gonzaga	23-4
6. Jim Boeheim	Syracuse	15-4
7. Tom Crean	Indiana	14-3
8. Thad Matta	Ohio State	13-2
9. Sean Miller	Arizona	12-1
10. Tom Izzo	Michigan State	12-4

Record as AP Top-Ranked Coach Active

Coach	Schools	Records
1. Mike Krzyzewski	Duke	219-35
2. John Calipari	UK, Memphis, UMass	110-13
3. Roy Williams	UNC, Kansas	95-18
4. Bill Self	Kansas	44-10
5. Bruce Weber	Illinois	30-2
6. Jay Wright	Villanova	28-6
7. Jim Boeheim	Syracuse	24-5
8. Mark Few	Gonzaga	23-4
9. Bob Huggins	Cincinnati	20-4
10. Tom Izzo	Indiana	15-5

through games on Feb. 8

All-Time Calipari Draft Picks

Player (School)	Round	Year (Overall)
Bam Adebayo (UK)	First	2017 (14)
Eric Bledsoe (UK)	First	2010 (18)
Devin Booker (UK)	First	2015 (13)
Antonio Burks (MEM)	Second	2004 (36)
Marcus Camby (UMASS)	First	1996 (2)
Rodney Carney (MEM)	First	2006 (16)
DeMarcus Cousins (UK)	First	2010 (5)
Willie Cauley-Stein (UK)	First	2015 (6)
Anthony Davis (UK)	First	2012 (1)
Hamidou Diallo (UK)	Second	2018 (45)
Joey Dorsey (MEM)	Second	2008 (33)
C. Douglas-Roberts (MEM)	Second	2008 (40)
Robert Dozier (MEM)	Second	2009 (60)
Tyreke Evans (MEM)	First	2009 (4)
De'Aaron Fox (UK)	First	2017 (5)
S. Gilgeous-Alexander (UK)	First	2018 (11)
Archie Goodwin (UK)	First	2013 (29)
Josh Harrellson (UK)	Second	2011 (45)
Andrew Harrison (UK)	Second	2015 (44)
Tyler Herro (UK)	First	2019 (13)
Dakari Johnson (UK)	Second	2015 (48)
Keldon Johnson (UK)	First	2019 (29)
Terrence Jones (UK)	First	2012 (18)
Enes Kanter (UK)	First	2011 (3)
Michael Kidd-Gilchrist (UK)	First	2012 (2)
Brandon Knight (UK)	First	2011 (8)
Kevin Knox (UK)	First	2018 (9)
Skal Labissiere (UK)	First	2016 (28)
Doron Lamb (UK)	Second	2012 (42)
DeAndre Liggins (UK)	Second	2011 (53)
Trey Lyles (UK)	First	2015 (12)
Darius Miller (UK)	Second	2012 (46)
Malik Monk (UK)	First	2017 (11)
Jamal Murray (UK)	First	2016 (7)
Nerlens Noel (UK)	First	2013 (6)
Daniel Orton (UK)	First	2010 (29)
Patrick Patterson (UK)	First	2010 (14)
Julius Randle (UK)	First	2014 (7)
Lou Roe (UMass)	Second	1995 (30)
Derrick Rose (MEM)	First	2008 (1)
Marquis Teague (UK)	First	2012 (29)
Karl-Anthony Towns (UK)	First	2015 (1)
Tyler Ulis (UK)	Second	2016 (34)
Jarrod Vanderbilt (UK)	Second	2018 (41)
Dajuan Wagner (MEM)	First	2002 (6)
John Wall (UK)	First	2010 (1)
PJ Washington (UK)	First	2019 (12)
Shawne Williams (MEM)	First	2006 (17)
James Young (UK)	First	2014 (17)

700 Victories and Counting

With Kentucky's win over UIC on Nov. 26, 2017, John Calipari reached 700 on-court wins. At the time he was one of just 41 coaches, regardless of NCAA level of classification, to reach that barrier. Only 29 coaches have done it with at least 10 seasons at the Division I level.

Calipari became the fourth-fastest coach to 700 on-court wins ever. Only Adolph Rupp (836 games), Jerry Tarkanian (876 games) and Roy Williams (879 games) did it faster.

Calipari is currently the only coach in NCAA history with at least 189 victories at three different schools.

Calipari Unrivaled in Conference

John Calipari has won 15 league regular-season championships (including five Southeastern Conference titles) seven more than the next-closest coach in the SEC (Bruce Pearl has eight). Calipari has won six SEC Tournament championships in 10 seasons at Kentucky and owns 15 conference tournament titles in his career, 11 more than his closest competitors (Ben Howland, Kermit Davis).

He's tallied a 352-106 (.769) all-time record within conference play as a head coach and owns a 144-40 (.783) record since joining the SEC. Entering the 2019-20 season, his 136 total conference wins were the second most among Division I coaches since 1996-97 over their first 10 seasons with a program, while his winning percentage ranked third. Only Adolph Rupp (.833) had a better winning percentage through his first 10 seasons in league play in Kentucky's history.

Although he's been publicly outspoken against conference tournaments -- only because he doesn't favor playing three or more games on consecutive days to win the tournament -- his teams have gotten up for them. Calipari's teams at UMass, Memphis and Kentucky have been to 19 conference championship games in his 27-year career, winning a remarkable 15 of them. Calipari is 57-12 (.826) all-time in conference tournaments, including 23-4 (.852) at UK.

Calipari in Elite Company with Conference Championships

Kentucky men's basketball coach John Calipari added another first to his Hall of Fame career in 2017.

When Kentucky clinched at least a share of the 2017 Southeastern Conference championship by beating Vanderbilt on Feb. 28, 2017, he made history as a head coach. Calipari became the first NCAA Division I coach to lead three different programs (UMass, Memphis, Kentucky) to five on-court regular-season league titles five different times. He won the Atlantic 10 at the helm of UMass in 1992, 93, 94, 95 and 96. Memphis claimed the Conference USA crown in 2004, 06, 07, 08 and 09. Kentucky

UK Collegiate Awards Under Calipari

All-America Honors	All-SEC		
DeMarcus Cousins (2010)	D. Cousins (2010)	1st (Coaches/AP)	Tyler Herro 2019
AP (1), NABC (2), USBWA (2), SN (2)	Patrick Patterson (2010)	1st (Coaches/2nd AP)	Keldon Johnson 2019
	John Wall (2010)	1st (Coaches/AP)	
John Wall (2010)	Terrence Jones (2011)	1st (Coaches/AP)	NCAA Final Four Team
AP (1), NABC (2), USBWA (2), SN (2)	Brandon Knight (2011)	1st (Coaches/2nd AP)	Anthony Davis (MVP) 2012
	Anthony Davis (2012)	1st (Coaches/AP)	Michael Kidd-Gilchrist 2012
Anthony Davis (2012)	M. Kidd-Gilchrist (2012)	1st (Coaches/AP)	Doron Lamb 2012
AP (1), NABC (2), USBWA (2), SN (2)	Terrence Jones (2012)	2nd (Coaches/AP)	Julius Randle 2014
	Doron Lamb (2012)	2nd (Coaches)	James Young 2014
Michael Kidd-Gilchrist (2012)	Nerlens Noel (2013)	1st (Coaches/AP)	NCAA All-Regional
AP (3), USBWA (2), NABC (3), SN (2)	Julius Randle (2014)	1st (Coaches/AP)	DeMarcus Cousins 2010
	James Young (2014)	2nd (Coaches)	John Wall 2010
Julius Randle (2014)	Devin Booker (2015)	2nd (Coaches)	Josh Harrellson 2011
NABC (3)	Willie Cauley-Stein (2015)	1st (Coaches/AP)	Brandon Knight (MVP) 2011
	Aaron Harrison (2015)	2nd (Coaches/AP)	DeAndre Liggins 2011
Willie Cauley-Stein (2015)	Karl Towns (2015)	1st (Coaches/AP)	M. Kidd-Gilchrist (MVP) 2012
NABC (1), USBWA (1), SN (1)	Tyler Ulis (2016)	1st (Coaches/AP)	Anthony Davis 2012
	Jamal Murray (2016)	1st (Coaches/AP)	Doron Lamb 2012
Karl-Anthony Towns (2015)	Malik Monk (2017)	1st (Coaches/AP)	Aaron Harrison 2014
SN (3)	De'Aaron Fox (2017)	1st (Coaches/AP)	Marcus Lee 2014
	Bam Adebayo (2017)	2nd (Coaches/AP)	Julius Randle (MVP) 2014
Tyler Ulis (2016)	Kevin Knox (2018)	1st (Coaches)	Willie Cauley-Stein 2015
AP (1), SN (1), USBWA (2), NABC (2)	Shai G.-Alexander (2018)	2nd (Coaches)	Andrew Harrison 2015
	PJ Washington (2019)	1st (Coaches/AP)	Karl Towns (MVP) 2015
Malik Monk (2017)	Tyler Herro (2019)	2nd (Coaches)	De'Aaron Fox 2017
SN (2), USBWA (2), NABC (2), AP (2)	Keldon Johnson (2019)	2nd (Coaches)	Isaac Humphries 2017
			Tyler Herro 2019
PJ Washington (2019)			PJ Washington 2019
SN (3), USBWA (3), NABC (3), AP (3)	All-SEC Defensive Team		
	Patrick Patterson	2010	
SEC Player of the Year	DeAndre Liggins	2011	SEC All-Tournament Team
John Wall	Anthony Davis	2012	John Wall 2010
Anthony Davis	Michael Kidd-Gilchrist	2012	Eric Bledsoe 2010
Tyler Ulis	Nerlens Noel	2013	DeMarcus Cousins 2010
Malik Monk	Willie Cauley-Stein	2013	Darius Miller 2011
	Willie Cauley-Stein	2015	Brandon Knight 2011
SEC Defensive Player of the Year	Tyler Ulis	2016	Josh Harrellson 2011
Anthony Davis	Ashton Hagans	2019	Anthony Davis 2012
Nerlens Noel			Terrence Jones 2012
Willie Cauley-Stein			Aaron Harrison 2014
Tyler Ulis			Julius Randle 2014
Ashton Hagans (shared)			Willie Cauley-Stein 2015
			Aaron Harrison 2015
SEC Freshman (Coaches)/Newcomer (AP) of the Year	Coaches' All-SEC Freshman Team		Andrew Harrison 2015
DeMarcus Cousins	Eric Bledsoe	2010	Jamal Murray 2016
John Wall	DeMarcus Cousins	2010	Tyler Ulis 2016
Terrence Jones	John Wall	2010	Bam Adebayo 2017
Anthony Davis	Brandon Knight	2011	De'Aaron Fox 2017
Nerlens Noel	Terrence Jones	2011	Dominique Hawkins 2017
Julius Randle	Doron Lamb	2011	Wenyen Gabriel 2018
Karl-Anthony Towns	Anthony Davis	2012	Shai Gilgeous-Alexander 2018
Malik Monk	Michael Kidd-Gilchrist	2012	Kevin Knox 2018
Kevin Knox	Willie Cauley-Stein	2013	
Keldon Johnson	Archie Goodwin	2013	SEC Tournament MVP
Tyler Herro	Nerlens Noel	2013	John Wall 2010
	Alex Poythress	2013	Darius Miller 2011
	Julius Randle	2014	Willie Cauley-Stein 2015
	James Young	2014	Tyler Ulis 2016
	Devin Booker	2015	De'Aaron Fox 2017
	Trey Lyles	2015	Shai Gilgeous-Alexander 2018
	Karl-Anthony Towns	2015	
	Tyler Ulis	2015	
	Jamal Murray	2016	
	Malik Monk	2017	
	De'Aaron Fox	2017	
	Bam Adebayo	2017	
	Kevin Knox	2018	
	Shai Gilgeous-Alexander	2018	
CoSIDA Academic All-America			
Alex Poythress (2nd)			



has captured the SEC five times in 2010, 12, 15, 16 and 17.

Perhaps more impressive is that Calipari has 30 combined regular-season and tournament championships after the 2018 SEC Tournament title. That trails only Mark Few of Gonzaga (33 titles with the West Coast Conference regular-season title in 2019) among all active coaches. All-time, Calipari trails only the great Adolph Rupp (41) and Few.

30 is the new 20

With a 71-67 win over Mississippi State on Feb. 9, 2019, John Calipari achieved another feat in his decorated coaching career. With his 20th victory in 2019, he secured his 25th consecutive on-court 20-win season. He leads all active coaches with that streak, ahead of Mike Krzyzewski (24), Bill Self (22) and Mark Few (21), through games on Feb. 8.

With a Sweet 16 win over Houston in the 2019 NCAA Tournament, Calipari and the Cats clinched a 30-win season for the fifth time as UK's head coach. Calipari has 11 seasons with 30 or more on-court wins. Only Krzyzewski (15) and Roy Williams (12) have more 30-win seasons as an active head coach. Calipari is the first coach in NCAA Division I history to record five straight on-court 30-win seasons, notching 30 wins in consecutive seasons from 2005-06 to 2009-10.

There's No Place Like Home

Since his 1991-92 season at UMass, John Calipari-coached teams have posted a 390-32 (.924) record at home. At UK, Coach Cal is 180-10 (.947) in Rupp Arena.

In five of Calipari's 11 seasons at Kentucky, the Wildcats have posted an undefeated record at home, including a school-record 19-0 mark during the 2014-15 season.

Calipari owns both of UK's longest winning streaks in the arena. He began his career at UK with a 54-game winning streak at Rupp Arena. It was the longest winning streak since the arena opened in 1976. With a win over Georgia on Feb. 9, 2016, he secured the second-longest streak in the storied building at 34 games (which ended at 42).

Coach	Streak (Yrs)
1. John Calipari	54 (2010-13)
2. John Calipari	42 (2014-17)
3. Rick Pitino	33 (1992-94)
4. Joe B. Hall	30 (1981-82)
5. Rick Pitino	27 (1995-97)

Life Away From Home Isn't So Bad Either

As good as John Calipari's team's have been at home, they're pretty good in hostile environments on the road. Dating back to the 2005-06 season, Calipari has recorded a 104-47 (.689) record on the road. At neutral-site venues, Kentucky is 78-23 (.772) all-time under Calipari.

Calipari at No. 1

John Calipari is one of just two coaches (Frank McGuire) to lead three programs to a No. 1 ranking.

Calipari has led seven of his 11 UK teams to the No. 1 ranking and eight of his last 13 teams to the top (he's done it 10 times overall). When Coach Cal's teams are at the top, they're difficult to knock off:

- Calipari is 110-13 (.894) as the top-ranked Associated Press Top 25 coach in the country
- He's 69-8 (.896) when his team is atop the AP Top 25 as UK's head coach
- Calipari tallied a 32-4 mark at UMass at No. 1 and he was 9-1 at Memphis
- He (110) trails only Duke's Mike Krzyzewski (219) in active coaches with victories at No. 1
- Calipari has coached 123 career games as a No. 1 team, fourth most in NCAA history, trailing Krzyzewski (254), John Wooden (228) and Adolph Rupp (127)
- Among coaches who have owned a No. 1 ranking in at least 119 games, Calipari's winning percentage of .894 trails only Wooden (.952) and is ahead of active coach Krzyzewski (.862)
- Calipari is 6-4 vs. the AP top-ranked team in the land, including 3-2 at Kentucky after defeating Michigan State on Nov. 5
- According to ESPN, his .600 winning percentage against the No. 1 ranked team is the best for any head coach

The Success Rate

John Calipari has graduated 100% of the players (20 of 20) who have been eligible to receive their diploma by the end of their senior years and exhausted their athletic eligibility. Of that group, Brad Calipari, Patrick Patterson, Jarrod Polson and Alex Poythress completed their degrees in three years.

In the NCAA's Academic Progress Rate, which measures eligibility, retention and graduation, Kentucky has posted a single-year Academic Progress Rate of 977 or higher in every season under Calipari, including a perfect 1,000 in the last six single-year reports. UK's four-year composite score in the most recent report, which was released in May 2019, was a 1,000, earning the team an NCAA academic award for the fifth year in a row for finishing in the top 10% of Division I men's basketball programs.

Dream Maker

As someone who prides himself on helping young men reach their dreams, John Calipari has helped 49 players earn selection in the NBA Draft during his college coaching career, including 38 in his first 10 seasons at Kentucky, more than any other coach.

- Four No. 1 overall selections (Derrick Rose, John Wall, Anthony Davis and Karl-Anthony Towns) during the nine drafts from 2008 to 2016. No other coach has more than three No. 1 picks
- In 2010, five of his UK players were selected in the first round for the first time in NBA history
- His six players in the 2012 and 2015 NBA drafts are the most in the two-round era
- Churned out 38 NBA Draft picks, 29 first-rounders, three No. 1 selections, seven top-five picks and 21 lottery picks at Kentucky
- Of the 60 players who have finished their college careers at Kentucky under Calipari, 38 have been selected in the NBA Draft, a 63.3% success rate. Another five of those made the NBA, and the majority of the rest were walk-ons
- Of the 27 players at UK who have declared for the NBA Draft after their freshman seasons, 25 have been first-round picks. All 27 have played a game in the NBA. He is 29 for 31 in that regard when including his players from Memphis
- Only coach to produce the top two picks in the same draft (2012 - Anthony Davis and Michael Kidd-Gilchrist)
- Produced a top-10 pick in 12 straight drafts since 2008, the only school to do so during that time period
- Six of his former players have been named NBA All-Stars (22 total), five have been tabbed All-NBA, three have been named NBA Rookie of the Year, and 12 players from Calipari's first nine teams at Kentucky have made the NBA All-Rookie teams. Derrick Rose was named NBA MVP in 2011 and Anthony Davis won NBA All-Star MVP honors in 2017

Recruiting Trail

The Wildcats have signed more top-25 players under John Calipari's leadership than any other school. Nearly a quarter of all Rivals' top-10 prospects nationally over the past 11 classes have signed with Coach Cal and the Cats. The following list does not include transfers (freshman signees only).

PLAYER (YEAR)	ESPN	RIVALS	247	MCD	JB
Devin Askew ('20)	25	26	27		
BJ Boston ('20)	6	4	16	Y	
Terrence Clarke ('20)	8	5	4		Y
Cam'Ron Fletcher ('20)	58	42	46		
Isaiah Jackson ('20)	30	27	32		
Lance Ware ('20)	40	32	35		
Dontaie Allen ('19)	NR	68	98		
Keion Brooks Jr. ('19)	36	29	14		Y
Brennan Canada ('19)	NR@	NR@	NR@		
Johnny Juzang ('19)	30	34	31		
Tyrese Maxey ('19)	13	10	10	Y	Y
Kahlil Whitney ('19)	12	14	11	Y	Y
Ashton Hagans ('18)	20	13	12		
Tyler Herro ('18)	30	36	38	Y	Y
Keldon Johnson ('18)	7	15	18	Y	Y
EJ Montgomery ('18)	14	11	6		Y
Zan Payne ('18)	NR	NR	NR		
Immanuel Quickley ('18)	25	22	19		Y
Jemarl Baker Jr. ('17)	66	82	90		
Hamidou Diallo ('17)	11~	10~	11		
Shai Gilgeous-Alexander ('17)	35	34	20		
Quade Green ('17)	24	22	33	Y	Y
Kevin Knox ('17)	10	10	18	Y	Y
Nick Richards ('17)	17	17	15	Y	Y
Jarrod Vanderbilt ('17)	19	14	12	Y	Y
PJ Washington ('17)	12	15	9	Y	Y
Bam Adebayo ('16)	5	7	12	Y	Y
Brad Calipari ('16)	NR	NR	NR		
De'Aaron Fox ('16)	6	6	6	Y	Y
Wenyen Gabriel ('16)	14	13	14		Y
Sacha Killeya-Jones ('16)	24	24	25	Y	
Malik Monk ('16)	9	9	10	Y	Y
Tai Wynyard ('16)	NR	NR	NR		
Isaiah Briscoe ('15)	13	10	16	Y	Y
Jonny David ('15)	NR@	NR@	NR@		
Isaac Humphries ('15)	49	NR^	62		
Skal Labissiere ('15)	2	1	2		Y
Charles Matthews ('15)	42	48	74	Y	
Jamal Murray ('15)	NA^	9	10		
Devin Booker ('14)	18	29	22	Y	Y
Trey Lyles ('14)	6	13	17	Y	Y
Karl-Anthony Towns ('14)	9	5	2	Y	Y
Tyler Ulis ('14)	25	21	20	Y	Y
EJ Lefebvre ('13)	NR@	NR@	NR@		
Aaron Harrison ('13)	9	7	5	Y	Y
Andrew Harrison ('13)	5	5	3	Y	Y
Dominique Hawkins ('13)	NR	NR	151		
Dakari Johnson ('13)	7	9	8	Y	Y
Marcus Lee ('13)	25	19	14	Y	Y
Julius Randle ('13)	3	2	2	Y	Y
Derek Willis ('13)	NR	115	58		
James Young ('13)	8	11	10	Y	Y
Archie Goodwin ('12)	15	14	18	Y	Y
Willie Cauley-Stein ('12)	40	40	47		
Nerlens Noel ('12)	1	2	1		Y
Alex Poythress ('12)	13	8	7	Y	Y
Anthony Davis ('11)	1	2	1	Y	Y
Michael Kidd-Gilchrist ('11)	4	3	2	Y	Y
Sam Malone ('11)	NR@	NR@	NR@		
Brian Long ('11)	NR@	NR@	NR@		
Marquis Teague ('11)	8	5	6	Y	Y
Kyle Wiltjer ('11)	19	22	21	Y	Y
Terrence Jones ('10)	9	13	8*	Y	Y
Enes Kanter ('10)	25	3	3*		
Brandon Knight ('10)	4	6	6*	Y	Y
Doron Lamb ('10)	29	21	28*	Y	Y
Jarrod Polson ('10)	NR@	NR@	NR@		
Stacey Poole, Jr. ('10)	51	33	67*		
Eric Bledsoe ('09)	NR	23	37*		
DeMarcus Cousins ('09)	4	2	3*	Y	Y
Jon Hood ('09)	92	40	46*		
Daniel Orton ('09)	13	22	17*		Y
John Wall ('09)	5	1	2*		Y
Top-10 Players	23	25	23		
Top-25 Players	45	46	46		
Top-50 Players	55	59	57		
McDonald's All-Americans					37
Jordan Brand Classic All-Americans					40

* Scout.com ranking | ~ final ranking in the 2017 class before early enrollment | ^ reclassified after final rankings were released @ originally joined team as walk-on



COACH CALIPARI

Developing Talent

John Calipari hasn't just signed the best talent in the country while he's been at Kentucky; he's been the best at developing that talent and getting it ready for the next level. Of the 35 top-25 Rivals.com players Kentucky has signed and have completed their college eligibility at UK, 31 were drafted and 25 were selected in the first round. But that's only half the story. Calipari's players don't just make it to the pros; they're better prepared than anyone else. The proof is in the numbers.

Over the course of his career, Calipari's 50-plus NBA pros have amassed more than \$2.26 billion in NBA contracts, which doesn't include endorsement deals and overseas contracts. Of his UK players in the NBA, they've earned just shy of \$1.9 billion in guaranteed contracts.

There's more: Of UK's 21 lottery picks in the Calipari era, 14 have earned second contracts in the NBA with seven of them cashing in on max contracts. Of the seven who haven't earned contracts, all have been drafted in the last three years and are still on their rookie deal. Over the last 10 years, there have been 22 lottery picks who earned max contracts in the NBA. Seven of them attended Kentucky.

Double-Digit Win Streaks

John Calipari's teams have posted 19 streaks of 10 or more wins at Kentucky, Memphis and UMass, including seven at UK. They have won 15 or more straight games nine times, 20 or more six times, 25 or more five times, and 30 or more one time. Of course, the most famous streak was the 38-0 start during the 2014-15 season.

1. 38 Kentucky, 2014-15	6. 24 Kentucky, 2011-12	T10. 14 UMass, 1991-92	T16. 10 Kentucky, 2018-19
2. 27 Memphis, 2008-09	7. 19 Kentucky, 2009-10	T12. 12 Memphis, 2007-08	T16. 10 Kentucky, 2010-11
T3. 26 Memphis, 2007-08	8. 16 UMass, 1994-95	T12. 12 Memphis, 2002-03	T16. 10 Memphis, 2001-02
T3. 26 UMass, 1995-96	9. 15 Memphis, 2005-06	T12. 12 UMass, 1992-93	T16. 10 UMass, 1993-94
5. 25 Memphis, 2006-07	T10. 14 Kentucky, 2016-17	15. 11 Memphis, 2003-04	

Calipari Knows Defense

Defense has always been a staple of John Calipari-coached teams. Dating back to complete NCAA records beginning in 2001-02, Calipari's teams have been among national leaders in several critical defensive categories.

Year	FG% Def.	3PT FG% Def.	Rebound Margin	Scoring Margin	Blocks
2001-02 (UM)	13th (39.5)	N/A (29.3)	11th (+6.6)	15th (+11.2)	54th (4.4)
2002-03 (UM)	28th (40.6)	N/A (29.3)	44th (+4.1)	32nd (+8.0)	26th (5.1)
2003-04 (UM)	34th (40.5)	N/A (35.8)	58th (+3.4)	48th (+7.1)	20th (5.0)
2004-05 (UM)	4th (38.4)	N/A (32.7)	75th (+2.9)	62nd (+5.9)	13th (5.4)
2005-06 (UM)	2nd (38.0)	N/A (30.3)	9th (+6.7)	5th (+14.6)	8th (6.4)
2006-07 (UM)	12th (39.0)	N/A (31.3)	28th (+5.3)	5th (+5.8)	12th (5.9)
2007-08 (UM)	12th (39.1)	N/A (30.2)	16th (+6.2)	2nd (+18.0)	8th (6.1)
2008-09 (UM)	1st (37.1)	10th (30.0)	19th (+6.1)	2nd (+16.3)	7th (6.0)
2009-10 (UK)	3rd (37.8)	47th (31.3)	4th (+8.1)	6th (+14.3)	4th (7.2)
2010-11 (UK)	15th (39.4)	59th (32.4)	60th (+3.6)	13th (+11.4)	3rd (6.3)
2011-12 (UK)	1st (37.4)	67th (31.8)	12th (+6.8)	1st (+16.8)	1st (8.6)
2012-13 (UK)	30th (39.2)	104th (32.4)	48th (+4.3)	48th (+8.2)	3rd (6.6)
2013-14 (UK)	59th (41.1)	67th (32.2)	2nd (+9.4)	43rd (+8.2)	13th (5.9)
2014-15 (UK)	1st (35.4)	3rd (27.1)	15th (+6.8)	1st (+20.1)	2nd (6.9)
2015-16 (UK)	24th (39.7)	75th (32.6)	39th (+5.2)	17th (+11.4)	6th (5.8)
2016-17 (UK)	98th (42.4)	12th (30.6)	39th (+4.7)	9th (+13.4)	15th (5.3)
2017-18 (UK)	14th (40.4)	4th (30.1)	40th (+5.1)	68th (+6.5)	31st (4.8)
2018-19 (UK)	19th (40.0)	189th (34.3)	4th (+9.4)	21st (+11.1)	21st (4.8)
2019-20 (UK)	19th (38.5)	15th (28.8)	46th (+5.0)	41st (+9.6)	24th (4.9)

*through games on Feb. 8

Calipari Perfect vs. Former Assistants

John Calipari has made it known that he doesn't enjoy coaching against friends. That hasn't stopped him from winning anyway. Calipari is 17-0 all-time when coaching against former assistants.

- Orlando Antigua - 1-0
- Tony Barbee - 8-0
- Bruiser Flint - 2-0
- Derek Kellogg - 1-0
- Chuck Martin - 2-0
- Josh Pastner - 1-0
- Steve Roccaforte - 2-0

#LaFamilia NBA Awards

NBA Player of the Year Derrick Rose	2011	Derrick Rose (1st) All-NBA Rookie Team Shai Gilgeous-Alexander (2nd) Jamal Murray (2nd)	2011	Marcus Camby (1st) Marcus Camby (1st) Marcus Camby (2nd) Marcus Camby (2nd)	2008 2007 2006 2005	John Wall Derrick Rose Derrick Rose Derrick Rose	2014 2012 2011 2010
NBA Rookie of the Year Karl-Anthony Towns Tyreke Evans Derrick Rose	2016 2010 2009	Karl-Anthony Towns (1st) Devin Booker (1st) Willie Cauley-Stein (2nd) Nerlens Noel (1st)	2016 2016 2015 2013	NBA All-Star Team Bam Adebayo Anthony Davis Anthony Davis	2020 2020 2019	All-Star Game MVP Anthony Davis	2017
NBA Defensive Player of the Year Marcus Camby	2007	Anthony Davis (1st) Michael Kidd-Gilchrist (2nd) Brandon Knight (1st)	2013 2013 2012	Karl-Anthony Towns DeMarcus Cousins Anthony Davis Karl-Anthony Towns	2019 2018 2018 2018	Rising Stars Challenge MVP Jamal Murray John Wall Tyreke Evans	2017 2011 2010
NBA Cares Community Assist Award DeMarcus Cousins John Wall	2017 2016	DeMarcus Cousins (1st) John Wall (1st) Eric Bledsoe (2nd) Tyreke Evans (1st) Derrick Rose (1st) Marcus Camby (1st)	2011 2011 2011 2010 2010 1997	John Wall John Wall DeMarcus Cousins Anthony Davis John Wall DeMarcus Cousins Anthony Davis John Wall	2018 2018 2017 2017 2017 2016 2016 2016	Slam Dunk Contest Winner Hamidou Diallo John Wall	2019 2014
All-NBA Team Anthony Davis (1st) Karl-Anthony Towns (3rd) Anthony Davis (1st) John Wall (3rd) DeMarcus Cousins (2nd) Anthony Davis (1st) DeMarcus Cousins (2nd) Derrick Rose (1st)	2018 2018 2017 2017 2016 2015 2015 2012	All-NBA Defensive Team Eric Bledsoe (1st) Anthony Davis (1st) Anthony Davis (2nd) Anthony Davis (2nd) John Wall (2nd)	2019 2018 2017 2015 2015	Anthony Davis John Wall DeMarcus Cousins Anthony Davis John Wall DeMarcus Cousins John Wall Anthony Davis	2016 2016 2015 2015 2015 2015 2014	3-Point Contest Winner Devin Booker	2018
						Skills Challenge Winner Karl-Anthony Towns	2016



COACH CALIPARI

A “players-first” coach with a penchant for helping people reach their dreams, John Calipari, a Naismith Memorial Basketball Hall of Famer, has guided six teams to the Final Four, led one to a national championship and helped 49 players earn selection in the NBA Draft during his 27-year college coaching career.

Calipari guided Kentucky to its eighth national championship and his first national title in 2012. In becoming only the second coach in NCAA history to lead three different schools to the Final Four, he has racked up more than 700 on-court victories, 20 NCAA Tournament on-court appearances, six Final Fours and numerous national coach of the year honors.

From UMass to Memphis and now Kentucky, Calipari’s career has been successful throughout, but his most recent run in Lexington has been the best stretch of his career. During Calipari’s first 10 seasons at UK, he led all coaches in total wins (305), NCAA Tournament wins (31), Final Fours (four), Elite Eights (seven) and Sweet 16s (eight).

In 2015, Coach Cal led college basketball’s first ever 38-0 team, and became one of just three coaches to make four Final Fours in a five-year span. At the end of the season, Calipari became the 96th coach to join the Naismith Memorial Basketball Hall of Fame.

While building a program out of obscurity at Massachusetts, laying the foundation at Memphis and restoring luster at the sport’s greatest program at Kentucky, he totaled the second-most wins in NCAA history in the first 20 years of a college coaching career.

Quite honestly, though, Calipari’s on-court success overshadows a much more significant picture.

In his goal to lead a players-first program, he has helped more than 50 young men realize their dreams and reach the NBA level with 49 players earning NBA Draft selections, including a record five first-round draft picks in 2010. Two years later, six Wildcats heard their names called at the 2012 draft, the most in the two-round draft era. UK, with Calipari’s help, would tie those six picks again in 2015, including a record-tying four lottery selections. His four No. 1 overall picks are more than any other coach, and he’s had 38 players drafted during his first 10 years at Kentucky, including 29 first-round picks.

Calipari’s players have entered the league NBA-ready. His players have garnered 22 All-Star selections, with Anthony Davis winning the game’s MVP honor in 2017. Derrick Rose was named NBA MVP in 2011. Five of his players have been tabbed All-NBA, three have been named NBA Rookie of the Year, and 12 players from Calipari’s first nine teams at Kentucky have made the NBA All-Rookie teams.

Much like he did at UMass, where his players graduated at nearly 80 percent, Calipari has stressed academics. Fifteen of his last 18 seniors at Memphis earned their bachelor’s degrees, and all 18 players at UK who were eligible to graduate by the end of their senior years walked away with a diploma in hand, including four players who earned their degree in just three years. Calipari’s teams routinely have posted a combined team grade-point average of 3.0 or better.

Calipari has raised millions of dollars to help the lives of those in need in the Commonwealth and beyond. He has had a particular passion to assist those impacted by natural disasters. For instance, in 2010, he used a telethon to raise more than \$1 million for victims of the devastating earthquake in Haiti. He followed that up with telethons in 2012, raising \$1 million for victims of Superstorm Sandy, and in 2017, for victims of Hurricane Harvey.

Calipari launched his foundation in 2012, and since then the foundation has worked with several key partners and donated more than \$1.5 million, a figure that does not include matching funds that have been contributed from individuals and corporations. In 2013, Calipari initiated hosting an annual alumni weekend around his basketball fantasy experience with the intent to raise money for charity. After generating \$350,000 for selected organizations and charities during the inaugural game, the weekend has generated millions of dollars for charity since its inception.

In 2017, Coach Cal was named the head coach of the 2017 USA Basketball Men’s U19 World Cup Team, which finished third at the 2017 FIBA U19 World Cup in Cairo.

Author of five books, including the New York Times Best Seller “Players First: Coaching from the Inside Out,” Calipari is a master of communication and maximizing talent. He lives by the motto that “it’s never a matter of how far you have fallen, but instead it’s about how high you bounce back.”

BIOGRAPHICAL INFORMATION

Date of Birth: Feb. 10, 1959 | **Wife:** Ellen
Children: Erin, Megan, Brad

Education
Clarion State (1982)

Head Coaching Experience
University of Massachusetts (1989-96)
New Jersey Nets (NBA) (1997-99)
University of Memphis (2001-09)
University of Kentucky (2010-present)

COACHING AWARDS

- 2019 *The Sporting News* Coach of the Decade
- 2018 Naismith Hall of Fame 'Service Above Self' Honoree
- 2018 NABC Metropolitan Award
- 2015 Naismith Memorial Basketball Hall of Fame Inductee
- 2015 AP National Coach of the Year
- 2015 Naismith National Coach of the Year
- 2015 NABC National Coach of the Year
- 2015 The Sporting News National Coach of the Year
- 2015 Adolph Rupp National Coach of the Year
- 2015 SEC Coach of the Year (AP/Coaches)
- 2015 USBWA District IV Coach of the Year
- 2012 Nell & John Wooden Coach of the Year Leadership Award
- 2012 Naismith National Coach of the Year Finalist
- 2012 SEC Coach of the Year (AP/Coaches)
- 2010 Adolph Rupp National Coach of the Year
- 2010 Naismith National Coach of the Year Finalist
- 2010 SEC Coach of the Year (AP)
- 2010 *Sporting News* SEC Coach of the Year
- 2010 Yahoo! Sports SEC Coach of the Year
- 2010 USBWA District IV Coach of the Year
- 2009 NABC National Co-Coach of the Year
- 2009 *Sports Illustrated* National Coach of the Year
- 2009 Phelan National Coach of the Year
- 2009 Iba National Coach of the Year Finalist
- 2009 C-USA Coach of the Year
- 2008 Naismith National Coach of the Year
- 2008 C-USA Coach of the Year
- 2008 Iba National Coach of the Year Finalist
- 2008 Phelan National Coach of the Year Finalist
- 2007 Phelan National Coach of the Year Finalist
- 2007 USBWA District IV Coach of the Year
- 2007 *Basketball Times* South Region Coach of the Year
- 2006 C-USA Coach of the Year
- 2004 NABC District 7 Coach of the Year
- 1996 Naismith National Coach of the Year
- 1996 NABC National Coach of the Year
- 1996 *The Sporting News* National Coach of the Year
- 1996 Atlantic 10 Coach of the Year
- 1995 Naismith National Coach of the Year Finalist
- 1994 Naismith National Coach of the Year Finalist
- 1994 Atlantic 10 Coach of the Year
- 1993 USBWA District I Coach of the Year
- 1993 Atlantic 10 Coach of the Year
- 1992 Eastern Basketball Coach of the Year

TEAMS	WINS	NCAA TOURNAMENT WINS	NATIONAL TITLES	FINAL FOURS	ELITE EIGHTS	SWEET 16'S	LEAGUE TITLES (RS)	LEAGUE TOURNAMENT TITLES
BUTLER	231	16	0	2	2	3	2	2
DUKE	299	26	2	2	5	7	1	4
FLORIDA	246	18	0	1	5	5	3	1
GONZAGA	304	20	0	1	3	5	9	7
KANSAS	304	24	0	2	5	6	9	5
KENTUCKY	305	31	1	4	7	8	5	6
LOUISVILLE	258	16	1	2	3	4	2	3
MICHIGAN	247	19	0	2	3	5	2	2
MICHIGAN ST.	270	21	0	3	4	6	4	4
N. CAROLINA	277	24	1	2	4	6	5	1
OREGON	251	13	0	1	2	4	2	3
SYRACUSE	252	18	0	2	3	5	2	0
TEXAS TECH	173	8	0	1	2	2	1	0
UCONN	213	13	2	2	2	2	0	2
VILLANOVA	270	17	2	2	2	2	5	4
VIRGINIA	254	13	1	1	2	3	4	2
WISCONSIN	251	18	0	2	2	6	1	1



COACH CALIPARI

NCAA DIVISION I ACTIVE WINNINGEST COACHES

(On-court by percentage - min. 10 yrs. at Division I level)

NO.	COACH/TEAM	YRS.	PCT.
1.	Mark Few/Gonzaga	20	.823
2.	Roy Williams/UNC	31	.788
3.	John Calipari/Kentucky	27	.780
4.	Mike Krzyzewski/Duke	44	.767
5.	Bill Self/Kansas	26	.763

*numbers at the conclusion of the 2018-19 season

SINCE 2005-06 ...

Since the 2005-06 season, John Calipari's on-court record ranks him as the winningest coach. Totals through games on Feb. 8.

COACH	RECORD
1. John Calipari	460-90
2. Bill Self	446-93
3. Mark Few	434-86
4. Mike Krzyzewski	431-101
5. Roy Williams	411-131

MISCELLANEOUS ON-COURT RECORDS

Overall On-Court Record:768-216 (.780)
 March/April Record:.....163-47 (.776)
 NCAA Record:.....56-19 (.747)
 Record in Conference Games:.....352-106 (.769)
 Record in Conference Tournament:.....57-12 (.826)

- Calipari owns the NCAA's most single-season wins with 38, tying his own record (Memphis in '08 and UK in '12) in 2015 with 38 wins. He owns the most single-season wins at UMass, Memphis and UK
- Calipari is the winningest coach in NCAA Division I history for a five-year span with 173 victories (2008-12)
- Calipari is the first coach in NCAA Division I history to record five straight on-court 30-win seasons. Memphis hit the 30-win plateau from 2006-09
- Calipari is one of only two coaches (Rick Pitino) to lead three different schools to a Final Four
- Calipari is one of only three coaches (John Wooden, Mike Krzyzewski) to go to four Final Fours in five seasons
- Calipari has advanced to the Sweet 16 in 12 of his last 14 seasons and the Elite Eight in 10 of the last 14 seasons
- Calipari started with a 54-0 record in Rupp Arena as head coach of the Wildcats
- Calipari has helped 38 players earn selection in the NBA Draft (29 first-round picks) over the last 19 seasons
- Calipari has more wins (327) in a 10-year period (2006-15) than any other coach in college basketball history
- Calipari is the fourth-fastest NCAA Division I men's basketball coach to reach 300 victories at a single school
- Calipari's 30 combined regular season and tournament league titles trail only Mark Few (33) of Gonzaga for the most among active coaches
- Calipari became the fourth-fastest coach to 700 on-court wins, behind only Adolph Rupp, Jerry Tarkanian and Roy Williams
- Calipari has the second-most wins in school history, behind only Adolph Rupp
- Calipari's 31 NCAA Tournament wins are the most in school history. Rupp had 30

CAL IN CONFERENCE


SEC COACHES	CONFERENCE	Tournament	Conference
	CHAMPIONSHIPS	Championships	Coach of the Year
Nate Oats, Alabama	2	3	2
Eric Musselman, Arkansas	3	1	1
Bruce Pearl, Auburn	8	3	7
Michael White, Florida	3	0	3
Tom Crean, Georgia	3	0	3
John Calipari, Kentucky	15	15	9
Will Wade, LSU	1	0	1
Cuonzo Martin, Missouri	1	0	1
Kermit Davis, Ole Miss	7	4	4
Ben Howland, Mississippi State	7	4	3
Frank Martin, South Carolina	0	0	1
Rick Barnes, Tennessee	4	1	6
Buzz Williams, Texas A&M	1	0	0
Jerry Stackhouse, Vanderbilt	0	0	0
TOTALS	55	31	41

CALIPARI VS. ALL OPPONENTS

Abilene Christian1-0	Furman1-0	Mount St. Mary's.....1-0	St. Joseph's15-5
Alabama17-4	George Mason1-0	Murray State.....1-0	St. Mary's1-0
Albany.....1-0	George Washington.....8-9	Nevada1-0	St. Peter's1-0
Arizona1-1	Georgetown.....2-1	New Hampshire.....5-0	Stanford3-2
Arizona State2-1	Georgia19-2	New Mexico.....1-0	Stephen F. Austin1-0
Arkansas13-6	Georgia Tech.....2-1	New Orleans.....1-0	Stony Brook1-0
Arkansas-Little Rock3-0	Gonzaga4-0	NJIT1-0	Syracuse.....3-2
Arkansas-Pine Bluff.....1-0	Grand Canyon1-0	North Carolina7-3	TCU7-1
Arkansas State4-0	Hampton1-0	North Carolina State.....1-0	Temple13-11
Auburn.....11-4	Hartford.....2-0	North Dakota1-0	Tennessee17-11
Austin Peay6-1	Harvard2-0	North Texas1-0	Tennessee State.....1-0
Baylor1-2	Hofstra1-0	Northeastern3-1	Tennessee Tech.....1-0
Belmont2-0	Holy Cross.....4-1	Northern Kentucky2-0	Texas2-2
Boise State1-0	Houston17-3	Northwestern State1-0	Texas A&M.....9-3
Boston7-1	Howard1-0	Notre Dame2-1	Texas Tech1-0
Boston College.....2-0	Illinois1-1	Oakland1-0	Towson State1-0
Bradley1-0	Illinois State1-0	Ohio State.....1-3	Troy1-0
Bucknell1-0	Indiana3-2	Oklahoma5-1	Tulane16-0
Buffalo3-0	Iowa0-1	Oklahoma State.....0-2	Tulsa11-1
BYU1-0	Iowa State.....2-0	Old Dominion2-0	UAB.....15-3
Cal State Northridge1-0	Jackson State2-0	Ole Miss.....15-4	UCF5-0
Canisius1-0	Kansas4-6	Oral Roberts1-0	UCLA4-4
Central Conn. St.....2-0	Kansas State2-1	Oregon State.....1-0	UIC1-0
Charlotte.....2-3	Keene State1-0	Pennsylvania.....3-0	UNC Asheville2-0
Chattanooga2-0	Kentucky2-4	Penn State4-4	UNC Greensboro2-0
Christian Brothers.....2-0	La Salle.....3-0	Pepperdine1-0	UNC Wilmington1-0
Cincinnati.....6-7	Lafayette (Pa.).....1-0	Pittsburgh2-1	USF10-1
Cleveland State.....4-0	Lamar5-0	Portland.....3-0	Utah2-2
Coastal Carolina1-0	LIU-Brooklyn1-0	Princeton2-0	Utah Valley2-0
Colorado1-1	Lipscomb1-0	Providence.....3-1	UTEP5-0
Colorado State.....0-1	Long Beach State1-0	Purdue2-1	UT Arlington3-0
Columbia1-0	Louisiana Tech1-1	Radford1-0	UT Martin5-0
Connecticut2-5	Louisville17-7	Rhode Island16-2	Valparaiso1-0
Coppin State1-0	Loyola1-0	Rice4-0	Vanderbilt18-4
Cornell1-0	Lowell2-1	Richmond1-0	Vermont.....3-0
Dartmouth.....1-0	LSU11-3	Rider1-0	Villanova2-0
Davidson1-0	Manhattan2-0	Robert Morris1-1	Virginia0-1
Dayton1-0	Marist2-0	Rutgers11-4	Virginia Tech3-0
DePaul4-2	Marquette3-1	Saint Louis4-3	VMI1-0
Detroit1-0	Marshall6-0	Sam Houston State1-0	Wake Forest2-1
Drexel2-0	Maryland5-3	Samford3-0	Washington1-0
Duke1-3	Massachusetts.....1-0	Santa Clara.....1-0	West Virginia13-7
Duquesne12-4	Memphis1-0	Savannah State1-0	Western Kentucky2-0
East Carolina7-0	Miami (Fla.)0-1	Seton Hall1-1	Wichita State2-0
East Tennessee State4-0	Miami (Ohio)2-0	Siena4-0	Winthrop3-0
Eastern Kentucky4-0	Michigan1-0	SMU7-0	Wisconsin1-1
Eastern Michigan2-0	Michigan State.....3-1	South Carolina14-4	Wofford2-0
Evansville0-1	Middle Tennessee.....3-0	Southern Cal2-0	Wright State.....1-0
Fairfield1-0	Milwaukee1-0	South Connecticut1-0	Xavier2-2
Fairleigh Dickinson1-0	Mississippi State15-0	Southeastern Louisiana3-0	Yale1-0
Florida17-8	Mississippi Valley St.....1-0	Southern Illinois1-0	
Florida State1-1	Missouri10-3	Southern Miss15-4	
Florida Tech0-1	Monmouth2-0	Southwest Texas St1-0	
Fordham5-0	Montana State.....1-0	St. Bonaventure17-1	
Fort Wayne1-0	Morehead State.....2-0	St. John's.....1-0	



KENTUCKY X NBA




BAM ADEBAYO
MIAMI HEAT
 DRAFTED: 2017 / Rd 1, Pk 14 (Miami)
2019-20 NBA STATS

PPG	RPG	BPG	APG
16.0	10.4	1.2	4.9

CAREER

PPG	RPG	APG
10.0	7.5	2.7

NBA NOTES Selected for his first career All-Star Game as a reserve for the Eastern Conference




ERIC BLEDSOE
MILWAUKEE BUCKS
 DRAFTED: 2010 / Rd 1, Pk 18 (OKC)
2019-20 NBA STATS

PPG	APG	RPG	SPG
15.4	5.3	4.7	0.9

CAREER

PPG	APG	SPG
14.2	4.8	1.4

NBA NOTES Seven games of 25 points or more for the Bucks, who own the best record in the NBA




DEVIN BOOKER
PHOENIX SUNS
 DRAFTED: 2015 / Rd 1, Pk 13 (Phoenix)
2019-20 NBA STATS

PPG	RPG	APG	FG%
26.7	4.2	6.3	50.3

CAREER

PPG	APG	FG%
22.2	4.6	44.8

NBA NOTES Averaged 31.3 points, 6.3 assists and 4.2 rebounds in the month of January



WILLIE CAULEY-STEIN
DALLAS MAVERICKS
 DRAFTED: 2015 / Rd 1, Pk 6 (Sacramento)
2019-20 NBA STATS

PPG	RPG	BPG	FG%
7.5	6.1	1.2	56.8

CAREER

PPG	RPG	FG%
9.7	6.3	53.8

NBA NOTES Traded from Golden State to Dallas on Jan. 24




ANTHONY DAVIS
LOS ANGELES LAKERS
 DRAFTED: 2012 / Rd 1, Pk 1 (New Orleans)
2019-20 NBA STATS

PPG	RPG	BPG	PER
26.5	9.2	2.4	28.41

CAREER

PPG	RPG	BPG
24.0	10.4	2.4

NBA NOTES Selected for his seventh career NBA All-Star Game and fourth as a starter



WENYEN GABRIEL
PORTLAND TRAIL BLAZERS
 2018 / Undrafted, Signed by Sacramento
2019-20 NBA STATS

PPG	RPG	FG%	MPG
1.3	1.0	29.2	6.4

CAREER

PPG	RPG	MPG
1.3	1.0	6.4

NBA NOTES Traded from Sacramento to Portland on Jan. 18

29 Players on a 2019-20 NBA opening-day roster, five more than the next-closest school (Duke)

49 Total players have earned selection in the NBA Draft during John Calipari's career at Kentucky, Memphis and UMass


38 Players during Calipari's 10 seasons at UK have been selected in the NBA Draft, the most of any coach in that time period

29 First-round selections during Calipari's tenure at Kentucky, including 21 lottery selections

3 Wildcats have been selected No. 1 overall in the Calipari era at UK (John Wall, Anthony Davis and Karl-Anthony Towns)

7 Over the last 10 years, there are 22 lottery picks who have earned max contracts in the NBA. Seven of them went to Kentucky

2.26 Billion dollars Calipari's all-time players have earned in NBA contracts alone, including \$1.9 billion at Kentucky




DEMARCUS COUSINS
LOS ANGELES LAKERS
 DRAFTED: 2010 / Rd 2, Pk 5 (Sacramento)
2019-20 NBA STATS

PPG	RPG	BPG	SPG
N/A	N/A	N/A	N/A

CAREER

PPG	RPG	SPG
21.2	10.9	1.4

NBA NOTES Expected to miss most, if not all, of 2019-20 season with a knee injury



HAMIDOU DIALLO
OKLAHOMA CITY THUNDER
 DRAFTED: 2018 / Rd 2, Pk 45 (Brooklyn)
2019-20 NBA STATS

PPG	RPG	SPG	FG%
6.5	3.5	0.8	44.5

CAREER

PPG	RPG	FG%
4.8	2.5	44.9

NBA NOTES Second double-double of the season with 10 points, 10 boards vs. Minnesota (Jan. 25)




DE'AARON FOX
SACRAMENTO KINGS
 DRAFT: 2017 / Rd 1, Pk 5 (Sacramento)
2019-20 NBA STATS

PPG	RPG	APG	SPG
19.9	4.1	7.0	1.5

CAREER

PPG	RPG	APG
15.5	3.4	6.1

NBA NOTES Career-high 34 points on Jan. 30; scored in double figures in 18 straight games




SHAI GILGEOUS-ALEXANDER
OKLAHOMA CITY THUNDER
 DRAFT: 2018 / Rd 1, Pk 11 (Charlotte)
2019-20 NBA STATS

PPG	RPG	APG	SPG
19.6	6.2	3.2	1.2

CAREER

PPG	RPG	APG
14.3	4.1	3.2

NBA NOTES On Jan. 13, became the youngest player in NBA history to record a 20-rebound triple-double



TYLER HERRO
MIAMI HEAT
 DRAFT: 2019 / Rd 1, Pk 13 (Miami)
2019-20 NBA STATS

PPG	RPG	APG	FG%
13.1	4.0	2.0	41.4

CAREER

PPG	RPG	APG
13.1	4.0	2.0

NBA NOTES Leads rookies in 3-pointers; selected for Rising Stars Challenge

NBA LEADERS

Stats are through games on Feb. 5. Top 20 is the cutoff.

Points Per Game

1. James Harden (Rockets) - 35.2
9. Devin Booker (Suns) - 26.7
10. Anthony Davis (Lakers) - 26.5

Rebounds Per Game

1. Andre Drummond (Cavaliers) - 15.8
10. Bam Adebayo (Heat) - 10.4
16. Julius Randle (Knicks) - 9.6
19. Anthony Davis (Lakers) - 9.2

Assists Per Game

1. LeBron James (Lakers) - 10.8
19. Devin Booker (Suns) - 6.3

Blocks Per Game

1. Hassan Whiteside (Trailblazers) - 3.1
3. Anthony Davis (Lakers) - 2.4
13. Nerlens Noel (Thunder) - 1.5

Field-Goal Percentage

1. Rudy Gobert (Jazz) - .687
10. Bam Adebayo (Heat) - .581
19. Anthony Davis (Lakers) - .518

Free-Throw Percentage

1. Kyrie Irving (Nets) - .922
2. Devin Booker (Suns) - .920
10. Jamal Murray (Nuggets) - .897

Minutes Per Game

1. Damian Lillard (Trailblazers) - 37.1
6. Devin Booker (Suns) - 35.9
10. Shai Gilgeous-Alexander (Thunder) - 35.6
- T16. Bam Adebayo (Heat) - 34.7

Double-Doubles

1. Andre Drummond (Cavaliers) - 43
- T8. Bam Adebayo (Heat) - 30
15. Karl-Anthony Towns (Timberwolves) - 23
- T16. Julius Randle (Knicks) - 22
19. Anthony Davis (Lakers) - 21

Triple-Doubles

1. Luka Doncic (Mavericks) - 12
- T7. Bam Adebayo (Heat) - 3
- T14. Shai Gilgeous-Alexander (Thunder) - 1

Player Efficiency Rating

1. Giannis Antetokounmpo (Bucks) - 32.32
4. Anthony Davis (Lakers) - 28.41
13. Enes Kanter (Celtics) - 23.76
14. Nerlens Noel (Thunder) - 22.96



KENTUCKY X NBA



KELDON JOHNSON
SAN ANTONIO SPURS
 DRAFT: 2019 / Rd 1, Pk 29 (San Antonio)
2019-20 NBA STATS

PPG	RPG	FG%	MPG
1.0	0.8	40.0	3.0

CAREER	PPG	RPG	MPG
	1.0	0.8	3.0

NBA NOTES Scored his first career points vs. Milwaukee on Jan. 4




ENES KANTER
BOSTON CELTICS
 DRAFT: 2011 / Rd 1, Pk 3 (Utah)
2019-20 NBA STATS

PPG	RPG	APG	FG%
9.4	8.4	1.0	59.2

CAREER	PPG	RPG	FG%
	11.8	7.7	54.3

NBA NOTES As of Feb. 13, ranked in the top 15 of the league in player-efficiency rating



MICHAEL KIDD-GILCHRIST
CHARLOTTE HORNETS
 DRAFT: 2012 / Rd 1, Pk 2 (Charlotte)
2019-20 NBA STATS

PPG	RPG	APG	FT%
4.0	2.9	0.8	77.8

CAREER	PPG	RPG	APG
	8.6	5.5	1.2

NBA NOTES Finished Charlotte career with the fifth-most rebounds in franchise; currently a free agent



BRANDON KNIGHT
CLEVELAND CAVALIERS
 DRAFT: 2011 / Rd 1, Pk 8 (Detroit)
2019-20 NBA STATS

PPG	RPG	APG	MPG
4.9	1.3	1.9	15.1

CAREER	PPG	RPG	APG
	14.1	3.1	4.0

NBA NOTES Traded from Cleveland to Detroit at the Feb. 6 deadline



KEVIN KNOX II
NEW YORK KNICKS
 DRAFT: 2018 / Rd 1, Pk 9 (New York)
2019-20 NBA STATS

PPG	RPG	APG	MPG
6.8	2.9	1.0	18.5

CAREER	PPG	RPG	APG
	10.4	3.8	1.0

NBA NOTES Had 17 points on 6-of-8 shooting in a win over Miami on Jan. 12




SKAL LABISSIERE
ATLANTA HAWKS
 DRAFT: 2016 / Rd 1, Pk 28 (Phoenix)
2019-20 NBA STATS

PPG	RPG	APG	FG%
5.8	5.1	1.3	55.1

CAREER	PPG	RPG	FG%
	7.2	4.5	49.2

NBA NOTES Traded from Portland to Atlanta at the Feb. 6 deadline




Trey LYLES
SAN ANTONIO SPURS
 DRAFT: 2011 / Rd 1, Pk 12 (Utah)
2019-20 NBA STATS

PPG	RPG	APG	FG%
5.3	5.6	1.0	42.9

CAREER	PPG	RPG	FG%
	7.3	4.2	43.0

NBA NOTES Season-best 17 points with a trio of 3-pointers against Memphis on Dec. 23



DARIUS MILLER
NEW ORLEANS PELICANS
 DRAFT: 2012 / Rd 2, Pk 46 (New Orleans)
2019-20 NBA STATS

PPG	RPG	APG	FG%
N/A	N/A	N/A	N/A

CAREER	PPG	APG	FT%
	6.0	1.4	83.0

NBA NOTES Out for season after injuring right Achilles




MALIK MONK
CHARLOTTE HORNETS
 DRAFT: 2017 / Rd 1, Pk 11 (Charlotte)
2019-20 NBA STATS

PPG	RPG	APG	FG%
9.5	2.8	2.0	43.4

CAREER	PPG	RPG	APG
	8.3	1.8	1.7

NBA NOTES Scored in double figures in seven of the last eight games, including career-high 31 on 1/24




JAMAL MURRAY
DENVER NUGGETS
 DRAFT: 2016 / Rd 1, Pk 7 (Denver)
2019-20 NBA STATS

PPG	RPG	APG	SPG
18.4	4.0	4.6	1.3

CAREER	PPG	APG	RPG
	15.4	3.6	3.6

NBA NOTES Scored a season-high-tying 39 points on 13-of-19 shooting vs. Washington on Jan. 4



NERLENS NOEL
OKLAHOMA CITY THUNDER
 DRAFT: 2013 / Rd 1, Pk 6 (New Orleans)
2019-20 NBA STATS

PPG	RPG	BPG	FG%
8.2	5.3	1.5	68.1

CAREER	PPG	BPG	RPG
	8.2	1.4	6.3

NBA NOTES Ranks among the top 15 in the NBA in player efficiency and blocks per game




PATRICK PATTERSON
LOS ANGELES CLIPPERS
 DRAFT: 2010 / Rd 1, Pk 11 (Houston)
2019-20 NBA STATS

PPG	RPG	APG	FG%
4.9	2.6	0.6	39.9

CAREER	PPG	RPG	APG
	6.8	4.0	1.0

NBA NOTES Hit a career-high six 3-pointers against Golden State on Oct. 24



JULIUS RANDLE
NEW YORK KNICKS
 DRAFT: 2014 / Rd 1, Pk 7 (LA Lakers)
2019-20 NBA STATS

PPG	RPG	APG	FG%
19.3	9.6	3.3	45.4

CAREER	PPG	RPG	APG
	15.9	9.0	2.8

NBA NOTES Scored in double figures in all but three games this season



RAJON RONDO
LOS ANGELES LAKERS
 DRAFTED: 2006 / Rd 1, Pk 21 (Phoenix)
2019-20 NBA STATS

PPG	RPG	APG	SPG
7.5	3.4	5.4	0.8

CAREER	PPG	RPG	APG
	10.3	4.8	8.3

NBA NOTES Four-time NBA All-Star in his 14th season in the NBA




KARL-ANTHONY TOWNS
MINNESOTA TIMBERWOLVES
 DRAFTED: 2015 / Rd 1, Pk 1 (Minnesota)
2019-20 NBA STATS

PPG	RPG	APG	PER
26.6	10.8	4.3	27.04

CAREER	PPG	RPG	FG%
	22.7	11.8	53.4

NBA NOTES Has scored 20 or more in 10 of 11 games since returning from injury on Jan. 17



JARRED VANDERBILT
MINNESOTA TIMBERWOLVES
 DRAFT: 2018 / Rd 2, Pk 41 (Orlando)
2019-20 NBA STATS

PPG	RPG	APG	MPG
1.4	0.6	0.1	4.3

CAREER	PPG	RPG	MPG
	1.4	1.4	4.1

NBA NOTES Traded from Denver to Minnesota in a four-team deal on Feb. 4



JOHN WALL
WASHINGTON WIZARDS
 DRAFT: 2010 / Rd 1, Pk 1 (Washington)
2019-20 NBA STATS

PPG	RPG	APG	SPG
N/A	N/A	N/A	N/A

CAREER	PPG	APG	RPG
	19.0	9.2	4.3

NBA NOTES Franchise leader in career assists and steals; out for 2019-20 with an Achilles injury



CHARLOTTE HORNETS
CHARLOTTE HORNETS
 DRAFT: 2019 / Rd 1, Pk 12 (Charlotte)
2019-20 NBA STATS

PPG	RPG	APG	3FG%
12.0	5.4	2.0	47.1

CAREER	PPG	RPG	3FG%
	12.0	5.4	47.1

NBA NOTES Rookie record seven 3s in NBA debut; chosen for Rising Stars Challenge





ASHTON HAGANS

Sophomore | Guard | 6-3 | 198 lbs | Cartersville, Ga. | Newton

[@H23Ash](#) | [@ashton.hagans](#)

2019-20 SEASON/CAREER HIGHS

Points		
Season	26, vs. UTAH VALLEY (11/18/19)	
Career	26, vs. UTAH VALLEY (11/18/19)	
Rebounds		
Season	9, vs. ALABAMA (1/11/20)	
Career	9, vs. ALABAMA (1/11/20)	
Field Goals		
Season	8, 2x, last vs. GEORGIA (1/21/20)	
Career	9, at Georgia (1/15/19)	
Field Goals Attempted		
Season	17, vs. GEORGIA (1/21/20)	
Career	18, at Georgia (1/15/19)	
3-Point Field Goals		
Season	3, vs. LAMAR (11/24/19)	
Career	3, vs. LAMAR (11/24/19)	
3-Point Field Goals Attempted		
Season	4, 4x, last at Arkansas (1/18/20)	
Career	4, 7x, last at Arkansas (1/18/20)	
Free Throws		
Season	12, vs. UTAH VALLEY (11/18/19)	
Career	12, vs. UTAH VALLEY (11/18/19)	
Free Throws Attempted		
Season	12, vs. UTAH VALLEY (11/18/19)	
Career	12, vs. UTAH VALLEY (11/18/19)	
Assists		
Season	12, vs. UAB (11/29/19)	
Career	12, 2x, last vs. UAB (11/29/19)	
Steals		
Season	4, 3x, last vs. GEORGIA (1/21/20)	
Career	8, vs. North Carolina (12/22/18)	
Blocks		
Season	1, 4x, last vs. GEORGIA (1/21/20)	
Career	2, vs. VMI (11/18/18)	
Minutes		
Season	43, 2x, last at Texas Tech (1/25/20)	
Career	43, 2x, last at Texas Tech (1/25/20)	
MISCELLANEOUS		
	2019-20	CAREER
Dunks	9	12
Double-Figure Scoring Games	16	29
Double-Figure Rebounding Games	0	0
Games With Double-Double	1	2
Games Led UK in Scoring	3	5
Games Led UK in Rebounding	2	3
Games Led UK in Assists	21	47
Games Led UK in Steals	16	33
Games Led UK in Blocks	1	2
Games With 3+ Assists	23	52
Games With 3+ Blocks	0	0
Games With 3+ Steals	7	17
Games With 3+ 3-Pointers	1	1

- Only player in the nation averaging at least 12.0 points, 6.5 assists, 4.0 rebounds and 2.0 steals per game
- His 6.8 assist average is just behind Tyler Ulis' school-record pace of 7.0 in 2015-16
- Bob Cousy Point Guard of the Year midseason finalist and Naismith National Defensive Player of the Year semifinalist
- Dominated Georgia on Jan. 21 with a game-high 23 points, nine assists, five rebounds and four steals
- Played a career-high-tying 43 minutes against Texas Tech and came up with crucial defensive plays down the stretch, including swatting away the potential game-tying shot in the closing seconds
- ESPN's Jay Bilas: "You're not going to find a player that is better on the defensive end both on and off the ball than Ashton Hagans has been. I think he's the frontrunner for national defensive player of the year"
- Calipari's assessment of Hagans: "We could say there are better point guards in the country, but you got to tell me who you're talking about"
- Ninth nationally in assists per game (6.8) and third in SEC in assist-to-turnover ratio (2.0)
- At least three assists in every game and five or more in all but four games
- Leads the team with 156 assists and has led the Wildcats in assists in all but two games
- Posted career-high-tying 12 assists against UAB
- Coming off a lower-leg injury, scored a career-high 26 points vs. Utah Valley, including a 12-for-12 performance at the free-throw line
- Drew the main defensive assignment on Michigan State guard Cassius Winston, a leading national player of the year candidate, to help UK to the win
- All-SEC Preseason First Team selection by the league's media and coaches
- SEC Co-Defensive Player of the Year and SEC All-Defensive Team in 2018-19
- Naismith National Defensive Player of the Year semifinalist as a freshman
- Led UK with 61 steals, tied for third most among all freshmen in school history
 - First player in program history with at least three steals in seven straight
 - Steals streak was the longest by a major-conference freshman since Chris Paul had a stretch of 10 straight games with three or more steals in 2003-04
- Tied Rajon Rondo and Wayne Turner's school record with eight steals vs. North Carolina in 2018



Birthday: July 8

Parents: Monica Wheeler and Marvin Hagans

Major: Community and leadership development

Off the court he likes ...
Going to the studio and rapping for the fun of it

Did you know?
He chose to wear No. 0 this season because it was also his high school number

Game-By-Game Statistics

Opponent	Date	GS	Min	FG-A	Pct.	3FG-A	Pct.	FT-A	Pct.	Off-Def-Tot	PF	Ast	TO	Blk	Stl	Pts
vs. Michigan St.	11/5/19	*	29	3-9	.333	0-1	.000	5-5	1.000	1-1-2	1	3	3	0	1	11
EKU	11/8/19	*	23	5-9	.556	0-3	.000	1-3	.333	1-6-7	2	5	3	0	3	11
EVANSVILLE	11/12/19	*	24	1-8	.125	0-3	.000	1-2	.500	0-2-2	4	3	4	0	2	3
UTAH VALLEY	11/18/19	*	37	7-14	.500	0-2	.000	12-12	1.000	0-5-5	0	6	6	1	1	26
MT. ST. MARY'S	11/22/19	*	29	5-8	.625	0-0	.000	6-6	1.000	0-7-7	2	7	2	0	1	16
LAMAR	11/24/19	*	32	4-6	.667	3-4	.750	4-4	1.000	0-3-3	2	9	4	0	2	15
UAB	11/29/19	*	35	2-6	.333	1-3	.333	4-6	.667	1-2-3	3	12	2	0	2	9
FDU	12/7/19	*	30	2-4	.500	0-0	.000	7-7	1.000	0-2-2	3	11	2	0	2	11
GEORGIA TECH	12/14/19	*	35	8-10	.800	2-3	.667	3-4	.750	0-7-7	3	7	6	0	2	21
vs. Utah	12/18/19	*	37	5-14	.357	1-4	.250	5-6	.833	1-2-3	1	8	2	0	4	16
vs. Ohio State	12/21/19	*	37	5-10	.500	0-2	.000	4-6	.667	0-1-1	2	9	2	0	3	14
LOUISVILLE	12/28/19	*	43	3-8	.375	1-1	1.000	1-2	.500	0-5-5	1	8	2	1	2	8
MISSOURI	1/4/20	*	35	0-3	.000	0-0	.000	7-8	.875	0-5-5	3	7	5	0	1	7
at Georgia	1/7/20	*	36	4-12	.333	1-4	.250	4-6	.667	0-2-2	3	5	2	1	4	13
ALABAMA	1/11/20	*	36	4-10	.400	1-2	.500	6-9	.667	0-9-9	2	9	4	0	3	15
at South Carolina	1/15/20	*	32	2-10	.200	0-2	.000	9-11	.818	0-4-4	5	7	5	0	1	13
at Arkansas	1/18/20	*	34	4-11	.364	2-4	.500	3-5	.600	0-6-6	5	6	1	0	1	13
GEORGIA	1/21/20	*	36	8-17	.471	0-1	.000	7-8	.875	1-4-5	3	9	3	1	4	23
at Texas Tech	1/25/20	*	43	2-6	.333	0-0	.000	2-2	1.000	0-3-3	3	7	4	0	3	6
VANDERBILT	1/29/20	*	33	4-6	.667	0-0	.000	4-5	.800	0-4-4	4	6	5	0	2	12
at Aurburn	2/1/20	*	20	2-5	.400	1-2	.500	0-0	.000	0-0-0	5	3	6	0	0	5
MISSISSIPPI ST.	2/4/20	*	35	2-7	.286	0-1	.000	2-2	1.000	0-2-2	2	6	2	0	2	6
at Tennessee	2/8/20	*	36	2-8	.250	0-1	.000	6-6	1.000	0-4-4	1	3	5	0	1	10

Career Statistics

Year	GP-GS	Min-Avg	FG-FGA	Pct	3FG-FGA	Pct	FT-FTA	Pct	Off-Def-Tot-Avg	PF-FO	Ast	TO	Blk	Stl	Pts	Avg
2018-19	37-30	1054-28.5	100-214	.467	14-51	.275	70-92	.761	22-74-96-2.6	73-0	160	94	4	61	284	7.7
2019-20	23-23	767-33.3	84-201	.418	13-43	.302	103-125	.824	5-86-91-4.0	60-3	156	80	4	47	284	12.3
TOTAL	60-53	1821-30.4	184-415	.443	27-94	.287	173-217	.797	27-160-187-3.1	133-3	316	174	8	108	568	9.5

1

NATE SESTINA

Graduate Student | Forward | 6-9 | 234 lbs | Emporium, Pa. | Bucknell

[@NateSestina23](#) | [@natesestina4](#)



2019-20 SEASON/CAREER HIGHS

Points	Season 17, vs. Ohio State (12/21/19)
Career 32, vs. HOLY CROSS (1/14/19)	
Rebounds	Season 12, vs. UTAH VALLEY (11/18/19)
Career 17, vs. ARMY (3/2/19)	
Field Goals	Season 6, vs. Ohio State (12/21/19)
Career 11, vs. HOLY CROSS (1/14/19)	
Field Goals Attempted	Season 11, vs. Ohio State (12/21/19)
Career 17, vs. ARMY (3/2/19)	
3-Point Field Goals	Season 5, vs. Ohio State (12/21/19)
Career 5, 2x, last vs. Ohio State (12/21/19)	
3-Point Field Goals Attempted	Season 8, vs. Ohio State (12/21/19)
Career 8, 2x, last vs. Ohio State (12/21/19)	
Free Throws	Season 5, 2x, last vs. EVANSVILLE (11/12/19)
Career 9, vs. HOLY CROSS (1/14/19)	
Free Throws Attempted	Season 7, vs. ECU (11/8/19)
Career 10, vs. HOLY CROSS (1/14/19)	
Assists	Season 4, vs. MT. ST. MARY'S (11/22/19)
Career 5, vs. BOSTON UNIVERSITY (3/4/18)	
Steals	Season 2, vs. ECU (11/8/19)
Career 2, 5x, last vs. ECU (11/8/19)	
Blocks	Season 2, 3x, last vs. ALABAMA (1/11/20)
Career 4, 2x, last vs. ARMY (3/2/19)	
Minutes	Season 34, vs. UTAH VALLEY (11/18/19)
Career 39, at St. Bonaventure (11/7/18)	

MISCELLANEOUS	2019-20	CAREER*
Dunks	3	3^
Double-Figure Scoring Games	2	42
Double-Figure Rebounding Games	2	14
Games With Double-Double	1	12
Games Led UK in Scoring	1	10
Games Led UK in Rebounding	4	31
Games Led UK in Assists	0	0
Games Led UK in Steals	1	13
Games Led UK in Blocks	3	35
Games With 3+ Assists	1	10
Games With 3+ Blocks	0	5
Games With 3+ Steals	0	0
Games With 3+ 3-Pointers	1	5
*includes Bucknell statistics		
^only includes UK career		

- Currently six points shy of 1,000 career points
- Provided solid minutes down the stretch at Texas Tech and finished with eight points, including a key 3-pointer in overtime
- Drained five 3-pointers en route to a season-high 17 points against Ohio State
 - Five 3s are tied for the most this season by a Wildcat and tied his career high, previously set vs. Boston University on Jan. 5, 2019, as a player for Bucknell
- Returned against Utah after undergoing surgery on a fractured bone in his left wrist on Nov. 27
- Posted his first double-double as a Wildcat vs. Eastern Kentucky with 12 points and 11 rebounds
- Made his Kentucky debut in the win vs. No. 1/1 Michigan State, recording seven points and six rebounds with a key 3-pointer in the second half to push UK's lead to 13
- Averaged 12.0 points and 9.0 rebounds in UK's two exhibition games, including a double-double vs. Georgetown College (11 points, 10 boards) and 13 points vs. Kentucky State
- Graduate transfer who concluded his career at Bucknell as an All-Patriot League Second Team member
- Ranked second on the team and sixth in the Patriot League in points per game (15.8) and led the team and league in rebounds per game (8.5) as a senior
- Shot 53.6% from the field, 38% from 3-point range and 80.8% from the free-throw line
- Scored in double figures in 27 games
- Calipari has called him a bigger, stronger Derek Willis because of his ability to stretch the floor and hit shots: "He's way better than I thought he was," Calipari said
- Tallied career-high 32 points and broke school record for most field goals without a miss (11 of 11) against Holy Cross
- First player from Cameron County to become a Division I athlete since the 1970s

Birthday: May 12

Parents: Donald and Rachelle Sestina

Grad program: Kinesiology and health promotion

Off the court he likes to ...
Go fishing with his dad and two brothers

Did you know?
His nickname is "Sesti," and he has at least one cup of coffee every day

Game-By-Game Statistics

Opponent	Date	GS	Min	FG-A	Pct.	3FG-A	Pct.	FT-A	Pct.	Off-Def-Tot	PF	Ast	TO	Blk	Stl	Pts
vs. Michigan St.	11/5/19	*	31	3-4	.750	1-2	.500	0-0	.000	0-6-6	3	2	0	1	0	7
EKU	11/8/19	*	30	3-6	.500	1-3	.333	5-7	.714	3-8-11	2	2	1	2	2	12
EVANSVILLE	11/12/19	*	30	2-4	.500	0-1	.000	5-5	1.000	1-4-5	3	0	2	1	0	9
UTAH VALLEY	11/18/19	*	34	2-8	.250	0-3	.000	4-4	1.000	3-9-12	4	1	3	0	0	8
MT. ST. MARY'S	11/22/19	*	25	1-3	.333	0-2	.000	3-3	1.000	1-3-4	1	4	0	0	0	5
LAMAR	11/24/19	*	17	1-2	.500	1-2	.500	0-0	.000	1-4-5	2	2	1	0	0	3
UAB	11/29/19		DNP	- Fractured left wrist												
FDU	12/7/19		DNP	- Fractured left wrist												
GEORGIA TECH	12/14/19		DNP	- Fractured left wrist												
vs. Utah	12/18/19		10	0-1	.000	0-0	.000	0-0	.000	1-0-1	1	0	1	1	0	0
vs. Ohio State	12/21/19		32	6-11	.545	5-8	.625	0-0	.000	3-1-4	4	1	0	0	0	17
LOUISVILLE	12/28/19		16	3-6	.500	0-1	.000	0-0	.000	2-1-3	5	1	0	0	1	6
MISSOURI	1/4/20		27	1-4	.250	0-1	.000	4-4	1.000	1-5-6	3	1	0	2	1	6
at Georgia	1/7/20		20	3-7	.429	1-2	.500	1-3	.333	3-4-7	3	1	0	0	0	8
ALABAMA	1/11/20		18	2-4	.500	2-3	.667	0-0	.000	2-2-4	3	0	1	2	1	6
at South Carolina	1/15/20		21	3-6	.500	1-3	.333	0-1	.000	2-2-4	1	0	2	0	1	7
at Arkansas	1/18/20		21	1-4	.250	1-2	.500	0-0	.000	2-1-3	4	1	1	0	1	3
GEORGIA	1/21/20		6	1-2	.500	0-0	.000	0-0	.000	0-2-2	2	0	0	0	0	2
at Texas Tech	1/25/20		21	3-6	.500	2-4	.500	0-0	.000	1-2-3	5	0	2	0	1	8
VANDERBILT	1/29/20		21	2-5	.400	1-2	.500	0-0	.000	0-0-0	1	2	1	1	1	5
at Auburn	2/1/20		18	0-3	.000	0-3	.000	0-0	.000	0-1-1	1	0	0	1	0	0
MISSISSIPPI ST.	2/4/20		15	3-5	.600	0-1	.000	0-0	.000	1-2-3	3	1	0	1	0	6
at Tennessee	2/8/20		8	0-0	.000	0-0	.000	0-0	.000	0-1-1	4	0	1	0	0	0

Career Statistics

Year	GP-GS	Min-Avg	FG-FGA	Pct	3FG-FGA	Pct	FT-FTA	Pct	Off-Def-Tot-Avg	PF-FO	Ast	TO	Blk	Stl	Pts	Avg
2015-16	4-0	32-8.0	6-11	.545	2-3	.667	1-1	1.000	1-4-5-1.3	7-0	3	4	0	2	15	3.8
2016-17	31-0	371-12.0	63-124	.508	7-24	.292	16-23	.696	35-79-114-3.7	57-0	12	27	17	7	149	4.8
2017-18	34-0	508-14.9	89-159	.560	14-41	.341	29-39	.744	37-97-134-3.9	71-0	31	35	20	11	221	6.5
2018-19	31-31	858-27.7	185-345	.536	41-108	.380	80-99	.808	61-201-262-8.5	89-3	37	66	33	11	491	15.8
2019-20	20-6	421-21.1	40-91	.440	16-43	.372	22-27	.815	27-58-85-4.3	55-2	19	16	12	9	118	5.9
TOTAL	120-37	2190-18.3	383-730	.525	80-219	.365	148-189	.783	161-439-600-5.0	279-5	102	148	82	40	994	8.3



2019-20 SEASON/CAREER HIGHS

Points		
Season	27, vs. LOUISVILLE (12/28/19)	
Career	27, vs. LOUISVILLE (12/28/19)	
Rebounds		
Season	7, 3x, last at Georgia (1/7/20)	
Career	7, 3x, last at Georgia (1/7/20)	
Field Goals		
Season	9, vs. LOUISVILLE (12/28/19)	
Career	9, vs. LOUISVILLE (12/28/19)	
Field Goals Attempted		
Season	17, vs. ALABAMA (1/11/20)	
Career	17, vs. ALABAMA (1/11/20)	
3-Point Field Goals		
Season	4, 2x, last vs. LOUISVILLE (12/28/19)	
Career	4, 2x, last vs. LOUISVILLE (12/28/19)	
3-Point Field Goals Attempted		
Season	7, vs. Michigan State (11/5/19)	
Career	7, vs. Michigan State (11/5/19)	
Free Throws		
Season	10, at Auburn (2/1/20)	
Career	10, at Auburn (2/1/20)	
Free Throws Attempted		
Season	12, at Auburn (2/1/20)	
Career	12, at Auburn (2/1/20)	
Assists		
Season	8, at Georgia (1/7/20)	
Career	8, at Georgia (1/7/20)	
Steals		
Season	2, 5x, last at Tennessee (2/8/20)	
Career	2, 5x, last at Tennessee (2/8/20)	
Blocks		
Season	4, at Georgia (1/7/20)	
Career	4, at Georgia (1/7/20)	
Minutes		
Season	41, vs. LOUISVILLE (12/28/19)	
Career	41, vs. LOUISVILLE (12/28/19)	
MISCELLANEOUS		
	2019-20	CAREER
Dunks	4	4
Double-Figure Scoring Games	15	15
Double-Figure Rebounding Games	0	0
Games With Double-Double	0	0
Games Led UK in Scoring	6	6
Games Led UK in Rebounding	2	2
Games Led UK in Assists	2	2
Games Led UK in Steals	2	2
Games Led UK in Blocks	2	2
Games With 3+ Assists	14	14
Games With 3+ Blocks	1	1
Games With 3+ Steals	0	0
Games With 3+ 3-Pointers	3	3

- Averaging 15.5 points over the last four games, including 22 at Auburn
- Led a 10-point second-half comeback win vs. Vanderbilt with a team-high 17 points
- Shared team-high honors with 17 points and seven rebounds at Georgia while adding career highs with eight assists and four blocked shots
 - UK is 7-0 this season when he has at least four assists
- Named Bluegrass Sports Commission MVP against Louisville after scoring a career-high 27 points
 - Most points by a UK player vs. Louisville since Jodie Meeks had 28 on Jan. 5, 2009 and the most ever by a freshman in the rivalry
- Named NCAA March Madness National Player of the Week USBWA Wayman Tisdale National Freshman of Week for the week of Dec. 30
- Three-time SEC Freshman of the Week
- Averaging a team-high 19.4 points to go along with 5.0 rebounds while shooting 44.4% from the field, 41.7% from 3-point range and 83.8% from the free-throw line in UK's five games vs. AP Top 25 foes
- Sensational debut on a national stage in Madison Square Garden with 26 points on 7-of-12 shooting to defeat No. 1/1 Michigan State
 - Made team-high three 3-pointers, including a dagger from four feet behind the line with just over a minute left to determine the outcome
 - 26 points are the most by a UK freshman in a debut in school history. Only Mike Casey, who scored 28 as a sophomore on Dec. 2, 1967, debuted with more to start a UK career
- Preseason All-America Honorable Mention by the Associated Press
- Preseason All-SEC Second Team selection by the league's media and coaches
- Jerry West Award Shooting Guard of the Year midseason finalist
- National watch lists: Citizen Naismith Trophy, Wooden Preseason Top 50, NABC National Player of the Year and Oscar Robertson Trophy
- Named Texas Mr. Basketball and the Dallas-Fort Worth Area Player of the Year
- 2018 USA Today All-Texas First Team, 2018 Texas Association of Basketball Coaches All-State First Team and crowned 2018 Dallas Morning News Sports Day Player of the Year as a junior
- Won a gold medal as a part of the U18 Team USA squad

Birthday: Nov. 4

Parents: Denyse and Tyrone Maxey

Major: Undeclared/exploratory studies in agriculture

Off the court he likes to ...
Watch Marvel movies and he's seen every one since 2008

Did you know?
He graduated in the top 5% of his graduating class

Game-By-Game Statistics

Opponent	Date	GS	Min	FG-A	Pct.	3FG-A	Pct.	FT-A	Pct.	Off-Def-Tot	PF	Ast	TO	Blk	Stl	Pts
vs. Michigan St.	11/5/19	32	7-12	.583	3-7	.429	9-10	.900	0-5-5	3	1	1	0	1	26	
EKU	11/8/19	26	2-6	.333	0-2	.000	5-5	1.000	0-3-3	0	3	4	0	1	9	
EVANSVILLE	11/12/19	33	5-12	.417	1-4	.250	4-5	.800	0-3-3	4	0	2	1	2	15	
UTAH VALLEY	11/18/19 *	37	4-14	.286	1-5	.200	5-7	.714	1-4-5	3	3	2	0	0	14	
MT. ST. MARY'S	11/22/19 *	33	4-7	.571	1-4	.250	2-2	1.000	0-1-1	1	6	3	0	0	11	
LAMAR	11/24/19 *	31	8-11	.727	4-6	.667	1-1	1.000	0-5-5	3	3	1	1	1	21	
UAB	11/29/19 *	33	3-9	.333	1-4	.250	0-0	.000	0-3-3	1	4	0	0	0	7	
FDU	12/7/19 *	27	1-8	.125	0-3	.000	0-0	.000	1-5-6	2	4	1	0	0	2	
GEORGIA TECH	12/14/19 *	38	0-9	.000	0-3	.000	6-6	1.000	1-6-7	1	6	3	0	2	6	
vs. Utah	12/18/19 *	29	7-13	.538	0-4	.000	4-6	.667	0-1-1	4	1	3	0	0	18	
vs. Ohio State	12/21/19 *	34	5-13	.385	1-6	.167	4-6	.667	0-6-6	5	3	3	0	1	15	
LOUISVILLE	12/28/19 *	41	9-14	.643	4-5	.800	5-6	.833	0-7-7	4	2	3	0	1	27	
MISSOURI	1/4/20 *	34	3-10	.300	0-5	.000	2-2	1.000	0-1-1	3	3	1	0	0	8	
at Georgia	1/7/20 *	39	7-15	.467	1-3	.333	2-5	.400	0-7-7	2	8	2	4	1	17	
ALABAMA	1/11/20 *	36	6-17	.353	1-3	.333	0-0	.000	1-3-4	2	1	4	0	0	13	
at South Carolina	1/15/20 *	32	5-7	.714	2-2	1.000	1-2	.500	0-1-1	2	1	0	0	0	13	
at Arkansas	1/18/20 *	25	5-7	.714	0-1	.000	1-1	1.000	1-5-6	3	2	2	1	2	11	
GEORGIA	1/21/20 *	31	1-3	.333	0-1	.000	5-5	1.000	0-5-5	2	3	3	0	1	7	
at Texas Tech	1/25/20 *	39	2-10	.200	0-1	.000	3-3	1.000	1-2-3	4	3	5	1	0	7	
VANDERBILT	1/29/20 *	35	5-10	.500	2-3	.667	5-6	.833	1-3-4	2	2	3	0	1	17	
at Auburn	2/1/20 *	38	5-14	.357	2-5	.400	10-12	.833	0-4-4	3	2	2	0	0	22	
MISSISSIPPI ST.	2/4/20 *	37	4-9	.444	0-2	.000	0-0	.000	0-4-4	0	5	2	0	2	8	
at Tennessee	2/8/20 *	30	6-13	.462	0-3	.000	3-4	.750	0-5-5	3	4	2	0	2	15	

Career Statistics


Year	GP-GS	Min-Avg	FG-FGA	Pct	3FG-FGA	Pct	FT-FTA	Pct	Off-Def-Tot-Avg	PF-FO	Ast	TO	Blk	Stl	Pts	Avg
2019-20	23-20	771-33.5	104-243	.428	24-82	.293	77-94	.819	7-89-96-4.2	57-1	69	52	8	18	309	13.4
TOTAL	23-20	771-33.5	104-243	.428	24-82	.293	77-94	.819	7-89-96-4.2	57-1	69	52	8	18	309	13.4

5

IMMANUEL QUICKLEY

Sophomore | Guard | 6-3 | 188 lbs | Havre de Grace, Md. | John Carroll School

Twitter @IQ_GodSon | Instagram @immanuelquickley_ | Facebook @immanuelquickley5



2019-20 SEASON/CAREER HIGHS

Points			
Season	23, 2x, last at Auburn (2/1/20)		
Career	23, 2x, last at Auburn (2/1/20)		
Rebounds			
Season	10, at Arkansas (1/18/20)		
Career	10, at Arkansas (1/18/20)		
Field Goals			
Season	7, at Texas Tech (1/25/20)		
Career	7, at Texas Tech (1/25/20)		
Field Goals Attempted			
Season	17, at Texas Tech (1/25/20)		
Career	17, at Texas Tech (1/25/20)		
3-Point Field Goals			
Season	5, vs. ALABAMA (1/11/20)		
Career	5, vs. ALABAMA (1/11/20)		
3-Point Field Goals Attempted			
Season	8, 2x, last at Texas Tech (1/25/20)		
Career	8, 2x, last at Texas Tech (1/25/20)		
Free Throws			
Season	14, vs. MISSISSIPPI STATE (2/4/20)		
Career	14, vs. MISSISSIPPI STATE (2/4/20)		
Free Throws Attempted			
Season	14, vs. MISSISSIPPI STATE (2/4/20)		
Career	14, vs. MISSISSIPPI STATE (2/4/20)		
Assists			
Season	5, vs. EKU (11/8/19)		
Career	5, vs. EKU (11/8/19)		
Steals			
Season	2, 5x, last at Georgia (1/7/20)		
Career	3, vs. TEXAS A&M (1/8/19)		
Blocks			
Season	1, 3x, last at Texas Tech (1/25/20)		
Career	1, 4x, last at Texas Tech (1/25/20)		
Minutes			
Season	42, at Texas Tech (1/25/20)		
Career	42, at Texas Tech (1/25/20)		
MISCELLANEOUS			
2019-20	CAREER		
Dunks	1	2	
Double-Figure Scoring Games	18	24	
Double-Figure Rebounding Games	1	1	
Games With Double-Double	1	1	
Games Led UK in Scoring	6	7	
Games Led UK in Rebounding	1	1	
Games Led UK in Assists	1	2	
Games Led UK in Steals	4	6	
Games Led UK in Blocks	0	0	
Games With 3+ Assists	4	7	
Games With 3+ Blocks	0	0	
Games With 3+ Steals	0	1	
Games With 3+ 3-Pointers	5	7	

- Scored 20 or more points in three of the last five games and five of the last 11
- Made 14 of 14 free throws against Mississippi State, tying school record for most free throws made in a game without a miss (first time since Jodie Meeks on Jan. 13, 2009 at Tennessee)
- Leads UK in scoring (14.8 points per game), 3-point shooting (39.4%) and 3-pointers made (39) and has hit a trey in 20 of 22 games played
- Become UK's go-to player late in games, hitting a step-back jumper at South Carolina to tie the game -- two of seven straight points in the final minute -- key 3-pointers in rallies vs. Louisville, at Georgia, vs. Alabama and at Arkansas, and game-sealing free throws vs. Louisville, Alabama, at Texas Tech and vs. Mississippi State
- Scored in double figures in a career-best 12 straight games
 - Averaging 17.8 points per game with 27 3-pointers during the run
- Lived up to his big-shot billing with 21 points at Texas Tech, including a half-court make to end the first half
- Scored 19 key points in the victory vs. Alabama, hitting 5 of 6 3-pointers, plus a 3 and two foul shots in the final minute
- 23 points against Missouri, featuring four 3-pointers and a perfect 9-of-9 day at the foul line
- Recorded 18 points, including 14 in the second and overtime, with two 3-pointers in the win over No. 3/4 Louisville
 - 8 of 8 from the free-throw line, including two makes late in overtime to seal the outcome
 - Drew main defensive assignment on Louisville leading scorer Jordan Nwora, who entered the game averaging 21.2 points, and limited him to season-low eight points on 2-of-10 shooting
- Calipari on Quickley's emergence: "The kid lives in the gym. He's kind of like Tyler (Herro). He's like Shai (Gilgeous-)Alexander, those guys. He's just like them"
- Scored in double figures in 18 of the 22 games he's played in this season
- Leads UK in free-throw shooting (92.0%), which is also fifth nationally and just behind Tyler Herro's school-record of 93.5%, which was set last season
- Preseason NCAA March Madness Glue Guy
- Back-to-back Big Blue Madness 3-point champion
- McDonald's All American and won the 3-point contest at the event

Birthday: June 17

Parents: Nitrease and Marcellous Quickly

Major: Undeclared/exploratory studies in agriculture

Two things to know

The best movie he saw this summer was Avengers: Endgame and his favorite restaurant in Lexington is Indi's

Did you know?

Favorite class is communications but he also excels musically and can play the saxophone, the piano and the drums

Game-By-Game Statistics

Opponent	Date	GS	Min	FG-A	Pct.	3FG-A	Pct.	FT-A	Pct.	Off-Def-Tot	PF	Ast	TO	Blk	Stl	Pts
vs. Michigan St.	11/5/19	*	30	1-6	.167	1-4	.250	7-8	.875	0-5-5	2	2	1	0	2	10
EKU	11/8/19	*	28	4-10	.400	1-3	.333	7-7	1.000	1-2-3	2	5	1	0	0	16
EVANSVILLE	11/12/19	*	35	5-12	.417	1-4	.250	5-5	1.000	2-7-9	2	1	3	0	0	16
UTAH VALLEY	11/18/19			DNP												
MT. ST. MARY'S	11/22/19		21	5-8	.625	3-4	.750	0-0	.000	0-2-2	2	0	1	0	0	13
LAMAR	11/24/19		19	3-7	.429	1-4	.250	4-5	.800	0-1-1	3	3	2	0	2	11
UAB	11/29/19		20	3-6	.500	1-2	.500	2-2	1.000	1-3-4	0	0	2	0	0	9
FDU	12/7/19		21	2-8	.250	1-3	.333	2-2	1.000	0-1-1	0	3	1	0	0	7
GEORGIA TECH	12/14/19	*	36	6-12	.500	2-6	.333	2-2	1.000	1-2-3	2	2	3	0	2	16
vs. Utah	12/18/19	*	32	2-10	.200	0-4	.000	0-0	.000	1-3-4	3	2	0	0	2	4
vs. Ohio State	12/21/19		30	4-11	.364	1-5	.200	0-0	.000	1-2-3	3	2	1	0	1	9
LOUISVILLE	12/28/19		37	4-11	.364	2-6	.333	8-8	1.000	0-3-3	2	1	1	0	0	18
MISSOURI	1/4/20		33	5-9	.556	4-8	.500	9-9	1.000	0-3-3	1	1	2	1	1	23
at Georgia	1/7/20		34	5-10	.500	3-3	1.000	2-3	.667	2-3-5	2	2	0	0	2	15
ALABAMA	1/11/20		34	6-10	.600	5-6	.833	2-2	1.000	0-5-5	1	3	1	0	1	19
at South Carolina	1/15/20		34	6-9	.667	2-4	.500	6-7	.857	0-6-6	4	2	2	0	1	20
at Arkansas	1/18/20	*	40	3-14	.214	1-5	.200	6-7	.857	4-6-10	2	2	2	0	0	13
GEORGIA	1/21/20	*	36	3-7	.429	1-5	.200	5-6	.833	0-4-4	5	2	1	1	0	12
at Texas Tech	1/25/20	*	42	7-17	.412	4-8	.500	3-4	.750	1-5-6	2	1	6	1	1	21
VANDERBILT	1/29/20	*	37	3-13	.231	0-2	.000	5-5	1.000	1-3-4	3	2	0	0	0	11
at Auburn	2/1/20	*	32	6-13	.462	2-4	.500	9-10	.900	0-5-5	5	2	0	0	0	23
MISSISSIPPI ST.	2/4/20	*	38	3-11	.273	1-6	.167	14-14	1.000	0-4-4	0	1	1	0	0	21
at Tennessee	2/8/20	*	29	5-9	.556	2-3	.667	6-7	.857	0-0-0	2	0	1	0	0	18

Career Statistics

Year	GP-GS	Min-Avg	FG-FGA	Pct	3FG-FGA	Pct	FT-FTA	Pct	Off-Def-Tot-Avg	PF-FO	Ast	TO	Blk	Stl	Pts	Avg
2018-19	37-7	684-18.5	55-148	.372	30-87	.345	53-64	.828	2-63-65-1.8	44-0	44	33	1	16	193	5.2
2019-20	22-12	699-31.8	91-223	.408	39-99	.394	104-113	.920	15-75-90-4.1	48-2	39	32	3	15	325	14.8
TOTAL	59-19	1383-23.4	146-371	.394	69-186	.371	157-177	.887	17-138-155-2.6	92-2	83	65	4	31	518	8.8

10

JOHNNY JUZANG

Freshman | Guard | 6-6 | 214 lbs | Los Angeles | Harvard-Westlake

[@JohnnyJuzang](#) | [@jsilky5](#)

2019-20 SEASON/CAREER HIGHS

Points		
Season	13, at Tennessee (2/8/20)	
Career	13, at Tennessee (2/8/20)	
Rebounds		
Season	7, vs. EKV (11/8/19)	
Career	7, vs. EKV (11/8/19)	
Field Goals		
Season	4, at Tennessee (2/8/20)	
Career	4, at Tennessee (2/8/20)	
Field Goals Attempted		
Season	5, 3x, vs. GEORGIA (1/21/20)	
Career	5, 3x, vs. GEORGIA (1/21/20)	
3-Point Field Goals		
Season	3, at Tennessee (2/8/20)	
Career	3, at Tennessee (2/8/20)	
3-Point Field Goals Attempted		
Season	3, at Tennessee (2/8/20)	
Career	3, at Tennessee (2/8/20)	
Free Throws		
Season	4, vs. UTAH VALLEY (11/18/19)	
Career	4, vs. UTAH VALLEY (11/18/19)	
Free Throws Attempted		
Season	4, vs. UTAH VALLEY (11/18/19)	
Career	4, vs. UTAH VALLEY (11/18/19)	
Assists		
Season	1, 5x, last at Tennessee (2/8/20)	
Career	1, 5x, last at Tennessee (2/8/20)	
Steals		
Season	2, vs. FDU (12/7/19)	
Career	2, vs. FDU (12/7/19)	
Blocks		
Season	1, vs. VANDERBILT (1/29/20)	
Career	1, vs. VANDERBILT (1/29/20)	
Minutes		
Season	24, at Tennessee (2/8/20)	
Career	24, at Tennessee (2/8/20)	
MISCELLANEOUS 2019-20 CAREER		
Dunks	0	0
Double-Figure Scoring Games	1	1
Double-Figure Rebounding Games	0	0
Games With Double-Double	0	0
Games Led UK in Scoring	0	0
Games Led UK in Rebounding	0	0
Games Led UK in Assists	0	0
Games Led UK in Steals	2	2
Games Led UK in Blocks	1	1
Games With 3+ Assists	0	0
Games With 3+ Blocks	0	0
Games With 3+ Steals	0	0
Games With 3+ 3-Pointers	1	1

- Career day at Tennessee, posting career highs with 13 points, four field goals made and three 3-pointers in a career-high 24 minutes
- Grabbed a key offensive rebound -- what John Calipari called the most important rebound of the game -- and made the putback in the second half
- Juzang on the persistence that led to his breakthrough game: "If you have a clear vision and goal in mind of what you want to do, you're going to keep pushing"
- Seen an increase in minutes in the conference season and has hit a 3-pointer in four of the last seven games
- Tied Nate Sestina and Keion Brooks Jr. for game-high blocks against Vanderbilt
- After earning more minutes with a strong five-rebound performance at South Carolina, played 17 big minutes in the win at Arkansas, tying his then-career high of five points, including a 3-pointer
- Followed vs. Georgia with career highs in points (six) and field goals (three)
- On his recent emergence, Calipari said, "He just has a nose for the ball. He makes the plays"
- Recorded his first career start against Fairleigh Dickinson and played a career-high 22 minutes
- Scored five points on 2-of-4 shooting vs. UAB
- Grabbed seven rebounds in 20 minutes vs. Eastern Kentucky
- Late add to the 2019 class after reclassifying
- Ranked No. 34 prospect by the Recruiting Services Consensus Index
- Averaged 23.0 points, 8.5 rebounds and 3.4 assists per game during his junior season
- Named Mission League MVP
- All-California Interscholastic Federation First Team pick
- Harvard-Westlake claimed the CIF championship and the Mission League Championship for the first time since 2011 during his junior season
- Finalist for the U17 Team USA squad



Birthday: March 17

Parents: Hanh and Maxie Juzang

Major: Marketing

Most prized possession is ...
Reading journal and books

Did you know?

He was an honor roll student in high school and his brother, Christian, plays basketball at Harvard

Game-By-Game Statistics

Opponent	Date	GS	Min	FG-A	Pct.	3FG-A	Pct.	FT-A	Pct.	Off-Def-Tot	PF	Ast	TO	Blk	Stl	Pts
vs. Michigan St.	11/5/19	2	0-0	.000	0-0	.000	0-0	.000	0-0-0	1	0	0	0	0	0	0
EKV	11/8/19	20	0-4	.000	0-2	.000	0-0	.000	1-6-7	1	1	1	0	0	0	0
EVANSVILLE	11/12/19	12	1-1	1.000	1-1	1.000	0-0	.000	0-2-2	0	0	0	0	0	0	3
UTAH VALLEY	11/18/19	18	0-2	.000	0-2	.000	4-4	1.000	1-1-2	3	1	1	0	0	1	4
MT. ST. MARY'S	11/22/19	9	0-4	.000	0-2	.000	0-0	.000	0-3-3	0	0	0	0	0	0	0
LAMAR	11/24/19	14	1-3	.333	0-2	.000	0-0	.000	0-1-1	1	0	0	0	0	0	2
UAB	11/29/19	13	2-4	.500	1-2	.500	0-0	.000	2-0-2	1	0	0	0	0	0	5
FDU	12/7/19	* 22	1-5	.200	0-2	.000	2-2	1.000	1-2-3	0	1	0	0	0	2	4
GEORGIA TECH	12/14/19	4	0-1	.000	0-0	.000	0-0	.000	0-0-0	0	0	1	0	0	0	0
vs. Utah	12/18/19	3	0-0	.000	0-0	.000	0-0	.000	0-0-0	0	0	2	0	0	0	0
vs. Ohio State	12/21/19	8	1-3	.333	0-1	.000	0-0	.000	0-3-3	3	0	0	0	0	0	2
LOUISVILLE	12/28/19	2	0-0	.000	0-0	.000	0-0	.000	0-1-1	0	0	0	0	0	0	0
MISSOURI	1/4/20	DNP - Illness														
at Georgia	1/7/20	DNP - Illness														
ALABAMA	1/11/20	DNP - Coach's decision														
at South Carolina	1/15/20	8	1-4	.250	0-1	.000	0-0	.000	1-4-5	1	0	0	0	0	0	2
at Arkansas	1/18/20	17	2-5	.400	1-2	.500	0-0	.000	0-1-1	1	0	0	0	0	0	5
GEORGIA	1/21/20	18	3-5	.600	0-2	.000	0-2	.000	2-1-3	0	1	0	0	0	0	6
at Texas Tech	1/25/20	9	2-3	.667	1-2	.500	0-0	.000	0-1-1	3	0	1	0	1	1	5
VANDERBILT	1/29/20	15	1-4	.250	0-2	.000	0-0	.000	0-3-3	0	0	0	1	0	0	2
at Auburn	2/1/20	15	1-3	.333	1-2	.500	0-0	.000	0-2-2	3	0	2	0	0	0	3
MISSISSIPPI ST.	2/4/20	5	0-0	.000	0-0	.000	0-0	.000	0-1-1	0	0	0	0	0	0	0
at Tennessee	2/8/20	24	4-4	1.000	3-3	1.000	2-2	1.000	1-0-1	2	1	1	0	1	1	13

Career Statistics

Year	GP-GS	Min-Avg	FG-FGA	Pct	3FG-FGA	Pct	FT-FTA	Pct	Off-Def-Tot-Avg	PF-FO	Ast	TO	Blk	Stl	Pts	Avg
2019-20	20-1	239-12.0	20-55	.364	8-28	.286	8-10	.800	9-32-41-2.1	20-0	5	9	1	5	56	2.8
TOTAL	20-1	239-12.0	20-55	.364	8-28	.286	8-10	.800	9-32-41-2.1	20-0	5	9	1	5	56	2.8

12

Twitter: @KeionB_12 | Instagram: @klbj.xii

2019-20 SEASON/CAREER HIGHS

Points	
Season	15, vs. FDU (12/7/19)
Career	15, vs. FDU (12/7/19)
Rebounds	
Season	9, vs. Tennessee (2/8/20)
Career	9, vs. Tennessee (2/8/20)
Field Goals	
Season	6, vs. FDU (12/7/19)
Career	6, vs. FDU (12/7/19)
Field Goals Attempted	
Season	11, vs. FDU (12/7/19)
Career	11, vs. FDU (12/7/19)
3-Point Field Goals	
Season	1, 2x, last vs. UAB (11/29/19)
Career	1, 2x, last vs. UAB (11/29/19)
3-Point Field Goals Attempted	
Season	2, 6x, last at South Carolina (1/15/20)
Career	2, 6x, last at South Carolina (1/15/20)
Free Throws	
Season	4, vs. Arkansas (1/18/20)
Career	4, vs. Arkansas (1/18/20)
Free Throws Attempted	
Season	6, 2x, vs. Arkansas (1/18/20)
Career	6, 2x, vs. Arkansas (1/18/20)
Assists	
Season	1, 6x, last vs. Ohio State (12/21/19)
Career	1, 6x, last vs. Ohio State (12/21/19)
Steals	
Season	2, at South Carolina (1/15/20)
Career	2, at South Carolina (1/15/20)
Blocks	
Season	2, vs. Ohio State (12/21/19)
Career	2, vs. Ohio State (12/21/19)
Minutes	
Season	26, 2x, last at Tennessee (2/8/20)
Career	26, 2x, last at Tennessee (2/8/20)

MISCELLANEOUS	2019-20	CAREER
Dunks	8	8
Double-Figure Scoring Games	4	4
Double-Figure Rebounding Games	0	0
Games With Double-Double	0	0
Games Led UK in Scoring	0	0
Games Led UK in Rebounding	2	2
Games Led UK in Assists	0	0
Games Led UK in Steals	1	1
Games Led UK in Blocks	1	1
Games With 3+ Assists	0	0
Games With 3+ Blocks	0	0
Games With 3+ Steals	0	0
Games With		

- Grabbed a career-high nine rebounds in a career-high-tying 26 minutes at Tennessee
- Emerged as a spark in the games at Arkansas and vs. Georgia, posting 10 points and seven rebounds vs. the Razorbacks and eight points and five rebounds vs. the Bulldogs, igniting game-changing runs in both games
- Played an important part in the Wildcats' decisive second-half rally at Arkansas, playing the final 8:49 of the second half with key rebounds and free throws
- Associate head coach Kenny Payne on Brooks' late contributions at Arkansas: "I'm so proud of him. ... He stood up and he came through for us. Really big. Big day for him"
- Back-to-back buckets at the 12-minute mark vs. Georgia began to turn the tide for UK, and his dunk at the 8:51 mark put the Wildcats up 13
- Scored a career-high 15 points to go along with five rebounds vs. Fairleigh Dickinson on 6-of-11 shooting in an efficient 16 minutes of action
- Posted his first double-figure scoring game as a Wildcat against Eastern Kentucky with 11 points
- Ranked the No. 24 overall player by the Recruiting Services Consensus Index
- Averaged 20.1 points and 7.5 rebounds per game for La Lumiere School, which appeared in the GEICO High School Nationals
 - In the semifinals of that tournament scored a team-high 20 points
- La Lumiere produced a 30-1 record and was ranked No. 1 in the country for much of his senior season
- USA Today All-USA Boys Basketball Honorable Mention
- Underrated athlete who is considered to be one of the best dunkers on the team with a 37-inch vertical
- Tabbed the Wayne Area Player of the Year and Fort Wayne News Player of the Year
- Scored 15 points in the Jordan Brand Classic



Birthday: Aug. 7

Parents: Keion Sr. and Sarit Brooks

Major: Undeclared/exploratory studies in agriculture

Chose his number because ...
It's the same number his dad wore in high school

Did you know?
He was an honor roll student in high school and his grandparents have been his life's greatest influences

Game-By-Game Statistics

Opponent	Date	GS	Min	FG-A	Pct.	3FG-A	Pct.	FT-A	Pct.	Off-Def-Tot	PF	Ast	TO	Blk	Stl	Pts
vs. Michigan St.	11/5/19	15	0-3	.000	0-2	.000	0-0	.000	0-2-2	2	0	1	0	0	0	0
EKU	11/8/19	20	5-7	.714	0-0	.000	1-6	.167	4-4-8	1	0	3	0	0	0	11
EVANSVILLE	11/12/19	21	3-8	.375	0-1	.000	0-0	.000	2-2-4	1	1	0	0	0	0	6
UTAH VALLEY	11/18/19	14	2-3	.667	0-0	.000	1-2	.500	0-4-4	1	0	0	0	0	0	5
MT. ST. MARY'S	11/22/19	18	1-3	.333	0-1	.000	0-1	.000	0-3-3	1	1	0	0	0	1	2
LAMAR	11/24/19	15	3-6	.500	1-2	.500	2-2	1.000	1-2-3	0	0	1	0	0	0	9
UAB	11/29/19	21	2-5	.400	1-1	1.000	0-0	.000	0-4-4	0	1	1	0	0	0	5
FDU	12/7/19	16	6-11	.545	1-2	.500	2-2	1.000	2-3-5	3	1	2	1	1	1	15
GEORGIA TECH	12/14/19	26	4-7	.571	0-0	.000	2-2	1.000	1-3-4	1	1	0	1	1	1	10
vs. Utah	12/18/19	18	4-8	.500	0-2	.000	0-0	.000	2-1-3	2	0	1	0	0	0	8
vs. Ohio State	12/21/19	9	0-3	.000	0-0	.000	0-0	.000	1-0-1	0	1	1	2	0	0	0
LOUISVILLE	12/28/19 *	25	0-4	.000	0-2	.000	2-2	1.000	1-0-1	2	0	2	1	1	1	2
MISSOURI	1/4/20 *	11	1-3	.333	0-1	.000	1-1	1.000	0-1-1	1	0	1	0	0	0	3
at Georgia	1/7/20 *	14	3-4	.750	0-0	.000	0-0	.000	1-0-1	1	0	2	0	0	0	6
ALABAMA	1/11/20 *	10	1-2	.500	0-0	.000	0-0	.000	0-0-0	2	0	1	0	0	0	2
at South Carolina	1/15/20 *	13	0-5	.000	0-2	.000	0-0	.000	3-4-7	3	0	1	1	1	2	0
at Arkansas	1/18/20	17	3-4	.750	0-0	.000	4-6	.667	1-6-7	2	0	3	1	1	1	10
GEORGIA	1/21/20	16	4-7	.571	0-0	.000	0-1	.000	3-2-5	2	0	1	1	0	0	8
at Texas Tech	1/25/20	7	0-0	.000	0-0	.000	0-0	.000	0-0-0	0	0	1	0	0	0	0
VANDERBILT	1/29/20	11	0-2	.000	0-1	.000	0-0	.000	0-2-2	0	0	0	1	0	0	0
at Auburn	2/1/20	22	2-2	1.000	0-0	.000	0-0	.000	0-2-2	4	0	0	1	0	0	4
MISSISSIPPI ST.	2/4/20	5	0-1	.000	0-0	.000	0-0	.000	1-0-1	2	0	0	0	0	0	0
at Tennessee	2/8/20	26	2-5	.400	0-0	.000	0-0	.000	3-6-9	4	0	1	0	0	0	4

Career Statistics

Year	GP-GS	Min-Avg	FG-FGA	Pct	3FG-FGA	Pct	FT-FTA	Pct	Off-Def-Tot-Avg	PF-FO	Ast	TO	Blk	Stl	Pts	Avg
2019-20	23-5	370-16.1	46-103	.447	3-17	.176	15-25	.600	26-51-77-3.3	35-0	6	23	10	7	110	4.8
TOTAL	23-5	370-16.1	46-103	.447	3-17	.176	15-25	.600	26-51-77-3.3	35-0	6	23	10	7	110	4.8

13

RILEY WELCH

Junior | Guard | 6-0 | 185 lbs | Littleton, Colo. | Chatfield

[@Riley_Welch](#) |
 [@riley_welch](#) |
 [@Riley.Welch.UK](#)

2019-20 SEASON/CAREER HIGHS

Points		
Season	-	
Career	5, at Denver (11/12/17)	
Rebounds		
Season	-	
Career	4, vs. UC RIVERSIDE (1/24/18)	
Field Goals		
Season	-	
Career	1, 4x, last at Hawaii (2/24/18)	
Field Goals Attempted		
Season	1, vs. MT. ST. MARY'S (11/22/19)	
Career	3, at Hawaii (2/24/18)	
3-Point Field Goals		
Season	-	
Career	1, 2x, last vs. CHAPMAN (11/14/17)	
3-Point Field Goals Attempted		
Season	-	
Career	1, 8x, last at Hawaii (2/24/18)	
Free Throws		
Season	-	
Career	2, 2x, last vs. UC RIVERSIDE (1/24/18)	
Free Throws Attempted		
Season	-	
Career	2, 2x, last vs. UC RIVERSIDE (1/24/18)	
Assists		
Season	-	
Career	4, vs. CHAPMAN (11/14/17)	
Steals		
Season	1, 2x, last vs. LAMAR (11/24/19)	
Career	1, 4x, last vs. LAMAR (11/24/19)	
Blocks		
Season	-	
Career	-	
Minutes		
Season	1, 3x, last vs. FDU (12/7/19)	
Career	14, vs. UC RIVERSIDE (1/24/18)	
MISCELLANEOUS		
2019-20		CAREER*
Dunks	0	0
Double-Figure Scoring Games	0	0
Double-Figure Rebounding Games	0	0
Games With Double-Double	0	0
Games Led UK in Scoring	0	0
Games Led UK in Rebounding	0	0
Games Led UK in Assists	0	2
Games Led UK in Steals	0	0
Games Led UK in Blocks	0	0
Games With 3+ Assists	0	2
Games With 3+ Blocks	0	0
Games With 3+ Steals	0	0
Games With 3+ 3-Pointers	0	0

*includes UC Irvine/Division I statistics

- Has made four appearances with two steals
- Made first appearance as a Wildcat in regular-season action vs. Eastern Kentucky and recorded a steal
- Saw action in 27 games a season ago at the College of the Desert
- Averaged 8.2 points, 5.0 assists and 3.5 rebounds per game
- Dished out a team-high 134 assists and sunk 31 shots from beyond the arc
- Scored a career-high 29 points vs. San Jacinto on 9-of-11 shooting and 10 of 11 from the free-throw line
- Played at UC Irvine his freshman season, appearing in 27 games
 - Saw double-digit minutes four times
- Scored five points in his collegiate debut at Denver
- Played for Chatfield High School to conclude his prep career
 - Won a league or county championship during all four years of his high school career
- 2016 Chauncey Billups regional champion
- School reached the Colorado High School Activities Association Final Four in 2016
- Two-time All-Conference performer
- Academic All-State



Birthday: Sept. 26

Parents: John and Jean Welch

Major: Liberal studies

Of note

His dad, John, is an assistant with the Los Angeles Clippers and has coached in the NBA for more than 15 years. He also played for UNLV

Did you know?

He is a vegetarian and enjoys relaxing at the beach in his free time

Game-By-Game Statistics

Opponent	Date	GS	Min	FG-A	Pct.	3FG-A	Pct.	FT-A	Pct.	Off-Def-Tot	PF	Ast	TO	Blk	Stl	Pts
vs. Michigan St.	11/5/19		DNP - Coach's Decision													
EKU	11/8/19	<0	0-0	.000	0-0	.000	0-0	.000	0-0	0-0-0	0	0	0	0	1	0
EVANSVILLE	11/12/19		DNP - Coach's decision													
UTAH VALLEY	11/18/19		DNP - Coach's decision													
MT. ST. MARY'S	11/22/19	1	0-1	.000	0-0	.000	0-0	.000	0-0-0	0	0	0	0	0	0	0
LAMAR	11/24/19	1	0-0	.000	0-0	.000	0-0	.000	0-0-0	0	0	0	0	0	1	0
UAB	11/29/19		DNP - Coach's decision													
FDU	12/7/19	1	0-0	.000	0-0	.000	0-0	.000	0-0-0	0	0	0	0	0	0	0
GEORGIA TECH	12/14/19		DNP - Coach's decision													
vs. Utah	12/18/19		DNP - Coach's decision													
vs. Ohio State	12/21/19		DNP - Coach's decision													
LOUISVILLE	12/28/19		DNP - Coach's decision													
MISSOURI	1/4/20		DNP - Coach's decision													
at Georgia	1/7/20		DNP - Coach's decision													
ALABAMA	1/11/20		DNP - Coach's decision													
at South Carolina	1/15/20		DNP - Coach's decision													
at Arkansas	1/18/20		DNP - Coach's decision													
GEORGIA	1/21/20		DNP - Coach's decision													
at Texas Tech	1/25/20		DNP - Coach's decision													
VANDERBILT	1/29/20		DNP - Coach's decision													
at Auburn	2/1/20		DNP - Coach's decision													
MISSISSIPPI ST.	2/4/20		DNP - Coach's decision													
at Tennessee	2/8/20		DNP - Coach's decision													

Career Statistics

Year	GP-GS	Min-Avg	FG-FGA	Pct	3FG-FGA	Pct	FT-FTA	Pct	Off-Def-Tot-Avg	PF-FO	Ast	TO	Blk	Stl	Pts	Avg
2017-18	27-0	143-5.3	4-13	.308	2-8	.250	4-5	.800	2-12-14-0.5	22-0	15	7	0	2	14	0.5
2019-20	4-0	3-0.8	0-1	.000	0-0	.000	0-0	.000	0-0-0-0.0	0-0	0	0	0	2	0	0.0
TOTAL	31-0	146-4.7	4-14	.286	2-8	.250	4-5	.800	2-12-14-0.5	22-0	15	7	0	4	14	0.5

14

BRENNAN CANADA

Freshman | Forward | 6-6 | 198 lbs | Mount Sterling, Ky. | George Rogers Clark

[@brennanc14](#) | [@brennanc14](#)

2019-20 SEASON/CAREER HIGHS

Points		
Season	-	
Career	-	
Rebounds		
Season	-	
Career	-	
Field Goals		
Season	-	
Career	-	
Field Goals Attempted		
Season	-	
Career	-	
3-Point Field Goals		
Season	-	
Career	-	
3-Point Field Goals Attempted		
Season	-	
Career	-	
Free Throws		
Season	-	
Career	-	
Free Throws Attempted		
Season	-	
Career	-	
Assists		
Season	-	
Career	-	
Steals		
Season	-	
Career	-	
Blocks		
Season	-	
Career	-	
Minutes		
Season	1, 3x, last vs. FDU (12/7/19)	
Career	1, 3x, last vs. FDU (12/7/19)	
MISCELLANEOUS		
	2019-20	CAREER
Dunks	0	0
Double-Figure Scoring Games	0	0
Double-Figure Rebounding Games	0	0
Games With Double-Double	0	0
Games Led UK in Scoring	0	0
Games Led UK in Rebounding	0	0
Games Led UK in Assists	0	0
Games Led UK in Steals	0	0
Games Led UK in Blocks	0	0
Games With 3+ Assists	0	0
Games With 3+ Blocks	0	0
Games With 3+ Steals	0	0
Games With 3+ 3-Pointers	0	0

- Has made four appearances
- Made first appearance as a Wildcat in regular-season action vs. Eastern Kentucky
- Walk-on who is one of the best prospects from the state of Kentucky
- Capped his high school career with 1,371 career points and 776 rebounds
- Two-year captain
- Named an All-10th Region First Team selection
- Averaged 15.0 points and 9.5 rebounds per game as a senior
 - Had 13 double-doubles
- Double-digit scorer over his final three seasons
- Three-time All-District Team selection and a three-time All-District Tournament Team pick
- Team claimed two District 40 titles
 - 10th Region runners-up in 2019



Birthday: July 15

Parents: Lynn and Melissa Canada

Major: Marketing

Proudest basketball moment is ...
Winning back-to-back district titles

Did you know?
He and UK teammate Dontaie Allen were AAU teammates and have been friends since seventh grade

Game-By-Game Statistics

Opponent	Date	GS	Min	FG-A	Pct.	3FG-A	Pct.	FT-A	Pct.	Off-Def-Tot	PF	Ast	TO	Blk	Stl	Pts
vs. Michigan St.	11/5/19	DNP - Coach's Decision														
EKU	11/8/19	<0	0-0	.000	0-0	.000	0-0	.000	0-0-0	0	0	1	0	0	0	0
EVANSVILLE	11/12/19	DNP - Coach's decision														
UTAH VALLEY	11/18/19	DNP - Coach's decision														
MT. ST. MARY'S	11/22/19	1	0-0	.000	0-0	.000	0-0	.000	0-0-0	0	0	0	0	0	0	0
LAMAR	11/24/19	1	0-0	.000	0-0	.000	0-0	.000	0-0-0	0	0	0	0	0	0	0
UAB	11/29/19	DNP - Coach's decision														
FDU	12/7/19	1	0-0	.000	0-0	.000	0-0	.000	0-0-0	0	0	0	0	0	0	0
GEORGIA TECH	12/14/19	DNP - Coach's decision														
vs. Utah	12/18/19	DNP - Coach's decision														
vs. Ohio State	12/21/19	DNP - Coach's decision														
LOUISVILLE	12/28/19	DNP - Coach's decision														
MISSOURI	1/4/20	DNP - Coach's decision														
at Georgia	1/7/20	DNP - Coach's decision														
ALABAMA	1/11/20	DNP - Coach's decision														
at South Carolina	1/15/20	DNP - Coach's decision														
at Arkansas	1/18/20	DNP - Coach's decision														
GEORGIA	1/21/20	DNP - Coach's decision														
at Texas Tech	1/25/20	DNP - Coach's decision														
VANDERBILT	1/29/20	DNP - Coach's decision														
at Auburn	2/1/20	DNP - Coach's decision														
MISSISSIPPI ST.	2/4/20	DNP - Coach's decision														
at Tennessee	2/8/20	DNP - Coach's decision														

Career Statistics

Year	GP-GS	Min-Avg	FG-FGA	Pct	3FG-FGA	Pct	FT-FTA	Pct	Off-Def-Tot-Avg	PF-FO	Ast	TO	Blk	Stl	Pts	Avg
2019-20	4-0	3-0.8	0-0	.000	0-0	.000	0-0	.000	0-0-0-0.0	0-0	0	1	0	0	0	0.0
TOTAL	4-0	3-0.8	0-0	.000	0-0	.000	0-0	.000	0-0-0-0.0	0-0	0	1	0	0	0	0.0



2019-20 SEASON/CAREER HIGHS

Points		
Season	25, vs. FDU (12/7/19)	
Career	25, vs. FDU (12/7/19)	
Rebounds		
Season	10, vs. Utah (12/18/19)	
Career	13, vs. SOUTH CAROLINA (2/5/19)	
Field Goals		
Season	12, vs. FDU (12/7/19)	
Career	12, vs. FDU (12/7/19)	
Field Goals Attempted		
Season	16, vs. FDU (12/7/19)	
Career	16, vs. FDU (12/7/19)	
3-Point Field Goals		
Season	1, vs. MT. ST. MARY'S (11/22/19)	
Career	1, 3x, last vs. MT. ST. MARY'S (11/22/19)	
3-Point Field Goals Attempted		
Season	2, vs. LAMAR (11/24/19)	
Career	2, 2x, last vs. LAMAR (11/24/19)	
Free Throws		
Season	4, at South Carolina (1/15/20)	
Career	4, at South Carolina (1/15/20)	
Free Throws Attempted		
Season	5, 2x, last vs. MISSISSIPPI ST. (2/4/20)	
Career	5, 2x, last vs. MISSISSIPPI ST. (2/4/20)	
Assists		
Season	2, 2x, last at Tennessee (2/8/20)	
Career	2, 6x, last at Tennessee (2/8/20)	
Steals		
Season	3, vs. MISSISSIPPI STATE (2/4/20)	
Career	3, 2x, last vs. MISSISSIPPI ST. (2/4/20)	
Blocks		
Season	3, 3x, last at Tennessee (2/8/20)	
Career	4, at Ole Miss (3/5/19)	
Minutes		
Season	32, vs. MISSISSIPPI STATE (2/4/20)	
Career	32, vs. MISSISSIPPI STATE (2/4/20)	
MISCELLANEOUS		
	2019-20	CAREER
Dunks	11	29
Double-Figure Scoring Games	3	5
Double-Figure Rebounding Games	1	3
Games With Double-Double	0	1
Games Led UK in Scoring	2	2
Games Led UK in Rebounding	3	6
Games Led UK in Assists	0	0
Games Led UK in Steals	2	8
Games Led UK in Blocks	6	20
Games With 3+ Assists	0	0
Games With 3+ Blocks	3	6
Games With 3+ Steals	1	2
Games With 3+ 3-Pointers	0	0

- Led the team in blocks the last three games
- Provided a big lift vs. Mississippi State with 12 points, eight rebounds and a career-high-tying three steals in a career-high 32 minutes
- His 25 points were his most since scoring a career-high 25 vs. Fairleigh Dickinson
- John Calipari on Montgomery's performance: "EJ was ridiculous. That's my vision of him. That's what I think he is"
- Posted 10 points and six rebounds in the home game vs. Georgia
- Contributed 24 productive minutes vs. Alabama with eight points (4-of-6 shooting) and six rebounds
 - The Wildcats were plus-19 with him on the floor, a team best
- Pitched in with eight points and a game-high 10 rebounds against Utah
- Set a career-high scoring mark for the second straight game with 25 points against Fairleigh Dickinson to go along with nine rebounds
 - Became the first Wildcat with at least 12 makes since Shai Gilgeous-Alexander made 12 vs. Vanderbilt on Jan. 30, 2018
 - Averaged 13.8 points, 6.8 rebounds and 64.1% shooting in the first four games after returning from a right ankle sprain
- After missing three games with a right ankle injury, led UK with a plus-29 mark – the best on the team – vs. Mount St. Mary's in just 15 minutes of play
- Declared for the NBA Draft but elected to return for his sophomore season
- Preseason All-SEC Second Team selection by the league's media and coaches
- Started nine of final 11 games last season. UK was 8-1 in those games and 9-1 when he started
- Finished third on the team with 38 blocks, including a career-high four at Ole Miss
- Grabbed 11 rebounds in his NCAA Tournament debut against Abilene Christian
- Had his best game as a freshman vs. South Carolina, notching his first career double-double with 11 points and 13 rebounds, both career highs
- Averaged 25.6 points, 13.6 rebounds and 4.3 assists per game as a senior at Wheeler High School
- McDonald's All American, five-star recruit and ranked as high as No. 6 overall by 247 Sports out of high school

Birthday: Sept. 12

Parents: Efreem and Glenda Montgomery

Major: Community and leadership development

He's currently watching ...
Money Heist on Netflix

Did you know?
Favorite restaurant in Lexington is The Local Taco

Game-By-Game Statistics

Opponent	Date	GS	Min	FG-A	Pct.	3FG-A	Pct.	FT-A	Pct.	Off-Def-Tot	PF	Ast	TO	Blk	Stl	Pts
vs. Michigan St.	11/5/19	*	14	2-6	.333	0-0	.000	0-2	.000	0-2-2	1	0	1	2	0	4
EKU	11/8/19		DNP - Right ankle sprain													
EVANSVILLE	11/12/19		DNP - Right ankle sprain													
UTAH VALLEY	11/18/19		DNP - Right ankle sprain													
MT. ST. MARY'S	11/22/19		15	3-4	.750	1-1	1.000	0-0	.000	1-5-6	4	1	1	0	0	7
LAMAR	11/24/19		22	3-6	.500	0-2	.000	1-3	.333	1-3-4	0	0	2	3	0	7
UAB	11/29/19	*	31	7-13	.538	0-1	.000	2-2	1.000	2-6-8	3	0	1	2	0	16
FDU	12/7/19	*	27	12-16	.750	0-1	.000	1-2	.500	4-5-9	2	0	1	1	1	25
GEORGIA TECH	12/14/19	*	20	0-4	.000	0-0	.000	0-0	.000	1-2-3	2	1	0	0	0	0
vs. Utah	12/18/19	*	29	4-8	.500	0-0	.000	0-0	.000	4-6-10	2	1	1	0	1	8
vs. Ohio State	12/21/19	*	28	2-4	.500	0-0	.000	0-0	.000	2-3-5	3	1	0	0	0	4
LOUISVILLE	12/28/19	*	25	2-5	.400	0-0	.000	0-0	.000	0-5-5	4	1	1	2	0	4
MISSOURI	1/4/20	*	23	1-4	.250	0-0	.000	1-2	.500	2-2-4	3	0	2	1	0	3
at Georgia	1/7/20	*	21	1-3	.333	0-0	.000	0-1	.000	2-5-7	2	2	2	0	0	2
ALABAMA	1/11/20	*	25	4-6	.667	0-0	.000	0-0	.000	0-6-6	1	0	1	1	0	8
at South Carolina	1/15/20	*	26	1-4	.250	0-0	.000	4-5	.800	0-5-5	5	0	1	1	0	6
at Arkansas	1/18/20	*	17	0-1	.000	0-0	.000	1-2	.500	0-2-2	5	1	3	1	0	1
GEORGIA	1/21/20	*	19	4-6	.667	0-0	.000	2-3	.667	3-3-6	3	0	2	2	1	10
at Texas Tech	1/25/20	*	25	1-3	.333	0-0	.000	2-2	1.000	2-3-5	3	1	0	0	0	4
VANDERBILT	1/29/20	*	26	4-5	.800	0-0	.000	1-1	1.000	2-2-4	2	1	2	0	0	9
at Auburn	2/1/20	*	17	1-1	1.000	0-0	.000	0-0	.000	1-3-4	4	1	0	3	0	2
MISSISSIPPI ST.	2/4/20	*	32	5-11	.455	0-0	.000	2-5	.400	2-6-8	4	1	0	1	3	12
at Tennessee	2/8/20	*	15	1-2	.500	0-0	.000	0-0	.000	0-3-3	2	2	1	3	2	2

Career Statistics

Year	GP-GS	Min-Avg	FG-FGA	Pct	3FG-FGA	Pct	FT-FTA	Pct	Off-Def-Tot-Avg	PF-FO	Ast	TO	Blk	Stl	Pts	Avg
2018-19	37-10	558-15.1	60-125	.480	2-10	.200	17-30	.567	62-88-150-4.1	79-0	15	29	38	16	139	3.8
2019-20	20-18	460-23.0	58-112	.518	1-5	.200	17-30	.567	29-77-106-5.3	55-2	14	22	23	8	134	6.7
TOTAL	57-28	1018-17.9	118-237	.498	3-15	.200	34-60	.567	91-165-256-4.5	134-2	29	51	61	24	273	4.8



THE STAT CREW SYSTEM
#15/16 Kentucky Combined Team Statistics (as of Feb 08, 2020)
All games



RECORD:	OVERALL	HOME	AWAY	NEUTRAL
ALL GAMES	18-5	13-1	4-2	1-2
CONFERENCE	8-2	5-0	3-2	0-0
NON-CONFERENCE	10-3	8-1	1-0	1-2

#	Player	gp-gs	min	avg	Total		3-Point		F-Throw		Rebounds				pf	dq	a	to	blk	stl	pts	avg
					fg-fga	fg%	3fg-fga	3fg%	ft-fa	ft%	off	def	tot	avg								
05	Quickley, Immanuel	22-12	699	31.8	91-223	.408	39-99	.394	104-113	.920	15	75	90	4.1	48	2	39	32	3	15	325	14.8
04	Richards, Nick	23-22	685	29.8	126-188	.670	0-0	.000	84-112	.750	64	126	190	8.3	71	2	7	34	49	3	336	14.6
03	Maxey, Tyrese	23-20	771	33.5	104-243	.428	24-82	.293	77-94	.819	7	89	96	4.2	57	1	69	52	8	18	309	13.4
00	Hagans, Ashton	23-23	767	33.3	84-201	.418	13-43	.302	103-125	.824	5	86	91	4.0	60	3	156	80	4	47	284	12.3
23	Montgomery, EJ	20-18	460	23.0	58-112	.518	1-5	.200	17-30	.567	29	77	106	5.3	55	2	14	22	23	8	134	6.7
01	Sestina, Nate	20-6	421	21.1	40-91	.440	16-43	.372	22-27	.815	27	58	85	4.3	55	2	19	16	12	9	118	5.9
12	Brooks Jr., Keion	23-5	370	16.1	46-103	.447	3-17	.176	15-25	.600	26	51	77	3.3	35	0	6	23	10	7	110	4.8
02	Whitney, Kahlil	18-8	231	12.8	23-62	.371	4-16	.250	10-23	.435	14	17	31	1.7	23	1	8	15	3	5	60	3.3
10	Juzang, Johnny	20-1	239	12.0	20-55	.364	8-28	.286	8-10	.800	9	32	41	2.1	20	0	5	9	1	5	56	2.8
33	Jordan, Ben	2-0	1	0.5	0-1	.000	0-0	.000	0-0	.000	0	0	0	0.0	0	0	0	0	0	0	0	0.0
13	Welch, Riley	4-0	3	0.8	0-1	.000	0-0	.000	0-0	.000	0	0	0	0.0	0	0	0	0	0	2	0	0.0
14	Canada, Brennan	4-0	3	0.8	0-0	.000	0-0	.000	0-0	.000	0	0	0	0.0	0	0	0	1	0	0	0	0.0
Team																						
Total.....		23	4650		592-1280	.463	108-333	.324	440-559	.787	223	644	867	37.7	424	13	323	295	113	119	1732	75.3
Opponents.....		23	4650		528-1373	.385	150-521	.288	305-443	.688	250	502	752	32.7	467	-	246	277	74	115	1511	65.7

TEAM STATISTICS	UK	OPP	Date	Opponent	Score	Att.	
SCORING	1732	1511	1	11/5/19	vs #1/1 Michigan State	w 69-62	19812
Points per game	75.3	65.7		11/8/19	EASTERN KENTUCKY	w 91-49	20163
Scoring margin	+9.6	-		11/12/19	EVANSVILLE	L 64-67	19101
FIELD GOALS-ATT	592-1280	528-1373	2	11/18/19	UTAH VALLEY	w 82-74	18859
Field goal pct	.463	.385	2	11/22/19	MOUNT ST. MARY'S	w 82-62	20351
3 POINT FG-ATT	108-333	150-521	2	11/24/19	LAMAR UNIVERSITY	w 81-56	20048
3-point FG pct	.324	.288	2	11/29/19	UAB	w 69-58	20401
3-pt FG made per game	4.7	6.5		12/7/19	FAIRLEIGH DICKINSON	w 83-52	20080
FREE THROWS-ATT	440-559	305-443		12/14/19	GEORGIA TECH	w 67-53	20111
Free throw pct	.787	.688	3	12/18/19	vs Utah	L 66-69	5507
F-Throws made per game	19.1	13.3	4	12/21/19	vs #5/4 Ohio State	L 65-71	12740
REBOUNDS	867	752		12/28/19	#3/4 LOUISVILLE	Wot 78-70	20437
Rebounds per game	37.7	32.7	*	1/4/20	MISSOURI	w 71-59	20396
Rebounding margin	+5.0	-	*	1/7/20	at NR/RV Georgia	w 78-69	10523
ASSISTS	323	246	*	1/11/20	ALABAMA	w 76-67	20407
Assists per game	14.0	10.7	*	1/15/20	at South Carolina	L 78-81	18000
TURNOVERS	295	277	*	1/28/20	at RV/RV Arkansas	w 73-66	19200
Turnovers per game	12.8	12.0	*	1/21/20	GEORGIA	w 89-79	20135
Turnover margin	-0.8	-	5	1/25/20	at #18/18 Texas Tech	Wot 76-74	14763
Assist/turnover ratio	1.1	0.9	*	1/29/20	VANDERBILT	w 71-62	20311
STEALS	119	115	*	2/1/20	at #17/16 Auburn	L 66-75	9121
Steals per game	5.2	5.0	*	2/4/20	MISSISSIPPI STATE	w 80-72	20115
BLOCKS	113	74	*	2/8/20	at Tennessee	w 77-64	21232
Blocks per game	4.9	3.2					
ATTENDANCE	280915	130898					
Home games-Avg/Game	14-20065	6-15473					
Neutral site-Avg/Game	-	3-12686					

* = Conference game
1 = State Farm Championship Classic | Madison Squire Garden (New York)
2 = BBN Showcase | Rupp Arena (Lexington, Ky.)
3 = Neon Hoops Showcase | T-Mobile Arena (Las Vegas)
4 = CBS Sports Classic | T-Mobile Arena (Las Vegas)
5 = Big 12/SEC Challenge | United Supermarkets Arena (Lubbock, Texas)

Score by Periods	1st	2nd	OT	Totals
#15/16 Kentucky	825	878	29	1732
Opponents	680	812	19	1511



THE STAT CREW SYSTEM
#15/16 Kentucky Combined Team Statistics (as of Feb 08, 2020)
Conference games only



RECORD:	OVERALL	HOME	AWAY	NEUTRAL
ALL GAMES	8-2	5-0	3-2	0-0
CONFERENCE	8-2	5-0	3-2	0-0
NON-CONFERENCE	0-0	0-0	0-0	0-0

#	Player	gp-gs	min	avg	Total		3-Point		F-Throw		Rebounds			pf	dq	a	to	blk	stl	pts	avg			
					fg-fga	fg%	3fg-fga	3fg%	ft-fa	ft%	off	def	tot									avg		
05	Quickley, Immanuel	10-6	347	34.7	45-105	.429	21-46	.457	64-70	.914	7	39	46	4.6	25	2	17	10	2	5	175	17.5		
04	Richards, Nick	10-10	299	29.9	62-95	.653	0-0	.000	43-57	.754	31	59	90	9.0	31	1	2	16	19	0	167	16.7		
03	Maxeey, Tyrese	10-10	337	33.7	47-105	.448	8-28	.286	29-37	.784	3	38	41	4.1	22	0	31	21	5	9	131	13.1		
00	Hagans, Ashton	10-10	333	33.3	32-89	.360	5-17	.294	48-60	.800	1	40	41	4.1	33	3	61	38	2	19	117	11.7		
23	Montgomery, EJ	10-10	221	22.1	22-43	.512	0-0	.000	11-19	.579	12	37	49	4.9	31	2	8	14	13	6	55	5.5		
10	Juzang, Johnny	7-0	102	14.6	12-25	.480	5-12	.417	2-4	.500	4	12	16	2.3	7	0	2	3	1	1	31	4.4		
01	Sestina, Nate	10-0	175	17.5	16-40	.400	6-17	.353	5-8	.625	11	20	31	3.1	25	0	6	6	7	5	43	4.3		
12	Brooks Jr., Keion	10-4	145	14.5	16-35	.457	0-4	.000	5-8	.625	12	23	35	3.5	21	0	0	10	5	3	37	3.7		
02	Whitney, Kahlil	6-0	41	6.8	1-9	.111	0-3	.000	1-4	.250	1	2	3	0.5	5	0	1	1	1	0	3	0.5		
Team											15	15	30											
Total.....		10	2000	253-546		.463	45-127	.354	208-267	.779	97	285	382	38.2	200	8	128	126	55	48	759	75.9		
Opponents.....		10	2000	231-611		.378	63-223	.283	169-240	.704	130	223	353	35.3	220	-	99	102	38	56	694	69.4		

TEAM STATISTICS	UK	OPP	Date	Opponent	Score	Att.
SCORING	759	694	* 1/4/20	MISSOURI	w 71-59	20396
Points per game	75.9	69.4	* 1/7/20	at NR/RV Georgia	w 78-69	10523
Scoring margin	+6.5	-	* 1/11/20	ALABAMA	w 76-67	20407
FIELD GOALS-ATT	253-546	231-611	* 1/15/20	at South Carolina	L 78-81	18000
Field goal pct	.463	.378	* 1/28/20	at RV/RV Arkansas	w 73-66	19200
3 POINT FG-ATT	45-127	63-223	* 1/21/20	GEORGIA	w 89-79	20135
3-point FG pct	.354	.283	* 1/29/20	VANDERBILT	w 71-62	20311
3-pt FG made per game	4.5	6.3	* 2/1/20	at #17/16 Auburn	L 66-75	9121
FREE THROWS-ATT	208-267	169-240	* 2/4/20	MISSISSIPPI STATE	w 80-72	20115
Free throw pct	.779	.704	* 2/8/20	at Tennessee	w 77-64	21232
F-Throws made per game	20.8	16.9	* = Conference game			
REBOUNDS	382	353	1 = State Farm Championship Classic Madison Squire Garden (New York)			
Rebounds per game	38.2	35.3	2 = BBN Showcase Rupp Arena (Lexington, Ky.)			
Rebounding margin	+2.9	-	3 = Neon Hoops Showcase T-Mobile Arena (Las Vegas)			
ASSISTS	128	99	4 = CBS Sports Classic T-Mobile Arena (Las Vegas)			
Assists per game	12.8	9.9	5 = Big 12/SEC Challenge United Supermarkets Arena (Lubbock, Texas)			
TURNOVERS	126	102				
Turnovers per game	12.6	10.2				
Turnover margin	-2.4	-				
Assist/turnover ratio	1.0	1.0				
STEALS	48	56				
Steals per game	4.8	5.6				
BLOCKS	55	38				
Blocks per game	5.5	3.8				
ATTENDANCE	101364	78076				
Home games-Avg/Game	5-20273	5-15615				
Neutral site-Avg/Game	-	0-0				

Score by Periods	1st	2nd	Totals
#15/16 Kentucky	348	411	759
Opponents	307	387	694



THE STAT CREW SYSTEM
 #15/16 Kentucky Team Game-by-Game Comparison (as of Feb 08, 2020)
All games



Opponent	1st	2nd	Score	Mar	Total FG	FG Pct	3-Pointers	3FG Pct	Free Throws	FT Pct	Rebounds	Assist	T/Over	Block	Steal	Fouls
#1/1 Michigan State	34/24	35/38	69-62	+7	19-50/22-56	.380/.393	6-18/5-26	.333/.192	25-32/13-18	.781/.722	30/30 -	9/14	10/16	3/2	4/4	20/22
EASTERN KENTUCKY	46/25	45/24	91-49	+42	34-62/16-64	.548/.250	2-14/8-33	.143/.242	21-32/9-11	.656/.818	54/25 +29	17/7	18/21	6/0	8/10	13/21
EVANSVILLE	30/34	34/33	64-67	(3)	20-54/23-60	.370/.383	4-17/9-30	.235/.300	20-25/12-13	.800/.923	35/38 (3)	6/10	13/14	2/0	6/2	18/18
UTAH VALLEY	35/27	47/47	82-74	+8	25-57/26-64	.439/.406	1-12/11-31	.083/.355	31-34/11-18	.912/.611	46/27 +19	11/14	14/7	2/5	2/4	13/24
MOUNT ST. MARY'S	39/34	43/28	82-62	+20	30-55/22-61	.545/.361	6-15/5-24	.400/.208	16-18/13-18	.889/.722	35/31 +4	21/8	12/10	3/2	4/5	14/18
LAMAR UNIVERSITY	41/21	40/35	81-56	+25	29-57/21-64	.509/.328	10-22/7-17	.455/.412	13-19/7-15	.684/.467	41/34 +7	19/8	11/10	13/2	6/6	14/16
UAB	38/25	31/33	69-58	+11	26-55/24-58	.473/.414	5-15/8-16	.333/.500	12-16/2-5	.750/.400	39/26 +13	19/11	12/12	3/3	2/3	13/18
FAIRLEIGH DICKINSON	43/23	40/29	83-52	+31	32-62/21-65	.516/.323	2-11/5-24	.182/.208	17-19/5-6	.895/.833	42/33 +9	20/8	9/13	4/7	6/2	14/15
GEORGIA TECH	36/30	31/23	67-53	+14	24-51/23-53	.471/.434	4-12/5-17	.333/.294	15-18/2-6	.833/.333	34/25 +9	18/11	16/17	5/4	8/5	13/18
Utah	31/35	35/34	66-69	(3)	26-63/23-42	.413/.548	2-17/8-15	.118/.533	12-16/15-23	.750/.652	31/31 -	14/15	12/17	3/1	7/2	22/19
#5/4 Ohio State	36/37	29/34	65-71	(6)	25-59/22-44	.424/.500	7-23/6-19	.304/.316	8-13/21-27	.615/.778	25/33 (8)	17/15	11/14	3/7	7/5	25/16
#3/4 LOUISVILLE	32/24	29/37	78-70	+8	25-54/27-67	.463/.403	7-15/7-27	.467/.259	21-25/9-20	.840/.450	35/34 +1	12/12	11/11	5/0	5/5	22/25
MISSOURI	31/26	40/33	71-59	+12	20-48/21-58	.417/.362	4-16/6-18	.250/.333	27-30/11-17	.900/.647	36/31 +5	13/7	13/11	8/4	3/8	19/28
NR/RV Georgia	31/37	47/32	78-69	+9	31-62/24-57	.500/.421	6-12/5-23	.500/.217	10-20/16-23	.500/.696	41/35 +6	18/11	12/14	6/2	7/8	19/21
ALABAMA	45/35	31/32	76-67	+9	28-63/28-76	.444/.368	9-15/4-21	.600/.190	11-17/7-12	.647/.583	44/44 -	15/14	14/8	8/6	5/3	13/14
South Carolina	33/25	45/56	78-81	(3)	24-55/29-73	.436/.397	5-15/7-19	.333/.368	25-36/16-30	.694/.533	41/43 (2)	10/13	15/9	6/3	5/5	26/28
RV/RV Arkansas	36/27	37/39	73-66	+7	24-54/19-57	.444/.333	5-14/8-26	.357/.308	20-27/20-30	.741/.667	47/29 +18	12/8	16/11	5/5	5/8	24/22
GEORGIA	41/35	48/44	89-79	+10	31-59/27-62	.525/.435	1-9/6-25	.111/.240	26-33/19-23	.788/.826	38/31 +7	15/12	11/12	8/1	6/5	19/24
#18/18 Texas Tech	36/34	28/30	76-74	+2	24-55/27-64	.436/.422	7-15/3-19	.467/.158	21-25/17-23	.840/.739	38/32 +6	12/14	20/13	6/3	6/6	23/17
VANDERBILT	28/35	43/27	71-62	+9	26-56/21-54	.464/.389	3-10/9-26	.300/.346	16-19/11-16	.842/.688	37/29 +8	13/8	11/12	3/5	4/5	16/19
#17/16 Auburn	35/34	31/41	66-75	(9)	20-49/18-51	.408/.353	6-16/6-23	.375/.261	20-24/33-44	.833/.750	28/42 (14)	8/9	12/7	6/2	0/7	29/19
MISSISSIPPI STATE	31/23	49/49	80-72	+8	24-54/25-68	.444/.368	1-10/5-16	.100/.313	31-36/17-21	.861/.810	37/40 (3)	14/5	8/10	2/4	7/2	14/25
Tennessee	37/30	40/34	77-64	+13	25-46/19-55	.543/.345	5-10/7-26	.500/.269	22-25/19-24	.880/.792	33/29 +4	10/12	14/8	3/6	6/5	21/20

Note: Game totals are displayed in the format TEAM/OPPONENT for each category



THE STAT CREW SYSTEM
 #15/16 Kentucky Player High/Low Analysis (as of Feb 08, 2020)
 All games



#15/16 Kentucky - INDIVIDUAL GAME HIGHS

Points	27		Richards, Nick vs Mississippi State (2/4/20)
	27		Maxey, Tyrese vs #3/4 Louisville (12/28/19)
	26		Hagans, Ashton vs Utah Valley (11/18/19)
	26		Maxey, Tyrese vs #1/1 Michigan State (11/5/19)
	25		Richards, Nick at #18/18 Texas Tech (1/25/20)
	25		Montgomery, EJ vs Fairleigh Dickinson (12/7/19)
Field Goals Made	12		Montgomery, EJ vs Fairleigh Dickinson (12/7/19)
	10		Richards, Nick vs Eastern Kentucky (11/8/19)
Field Goal Att.	17		Quickley, Immanuel at #18/18 Texas Tech (1/25/20)
	17		Hagans, Ashton vs Georgia (1/21/20)
	17		Maxey, Tyrese vs Alabama (1/11/20)
FG Pct (min 5 made)	1.000	(7-7)	Richards, Nick vs UAB (11/29/19)
	1.000	(5-5)	Richards, Nick at Tennessee (2/8/20)
3-Point FG Made	5		Quickley, Immanuel vs Alabama (1/11/20)
	5		Sestina, Nate vs #5/4 Ohio State (12/21/19)
3-Point FG Att.	8		Quickley, Immanuel at #18/18 Texas Tech (1/25/20)
	8		Quickley, Immanuel vs Missouri (1/4/20)
	8		Sestina, Nate vs #5/4 Ohio State (12/21/19)
3-Pt FG Pct (min 2 made)	1.000	(3-3)	Juzang, Johnny at Tennessee (2/8/20)
	1.000	(3-3)	Quickley, Immanuel at NR/RV Georgia (1/7/20)
	1.000	(2-2)	Maxey, Tyrese at South Carolina (1/15/20)
Free Throws Made	14		Quickley, Immanuel vs Mississippi State (2/4/20)
	13		Richards, Nick vs Mississippi State (2/4/20)
Free Throw Att.	15		Richards, Nick vs Mississippi State (2/4/20)
	14		Quickley, Immanuel vs Mississippi State (2/4/20)
	14		Richards, Nick at #18/18 Texas Tech (1/25/20)
FT Pct (min 3 made)	1.000	(14-14)	Quickley, Immanuel vs Mississippi State (2/4/20)
	1.000	(12-12)	Hagans, Ashton vs Utah Valley (11/18/19)
	1.000	(9-9)	Quickley, Immanuel vs Missouri (1/4/20)
	1.000	(8-8)	Quickley, Immanuel vs #3/4 Louisville (12/28/19)
	1.000	(7-7)	Hagans, Ashton vs Fairleigh Dickinson (12/7/19)
	1.000	(7-7)	Quickley, Immanuel vs Eastern Kentucky (11/8/19)
	1.000	(6-6)	Hagans, Ashton at Tennessee (2/8/20)
	1.000	(6-6)	Richards, Nick vs Georgia (1/21/20)
	1.000	(6-6)	Maxey, Tyrese vs Georgia Tech (12/14/19)
	1.000	(6-6)	Hagans, Ashton vs Mount St. Mary's (11/22/19)
	1.000	(5-5)	Quickley, Immanuel vs Vanderbilt (1/29/20)
	1.000	(5-5)	Maxey, Tyrese vs Georgia (1/21/20)
	1.000	(5-5)	Richards, Nick vs Utah Valley (11/18/19)
	1.000	(5-5)	Sestina, Nate vs Evansville (11/12/19)
	1.000	(5-5)	Quickley, Immanuel vs Evansville (11/12/19)
	1.000	(5-5)	Maxey, Tyrese vs Eastern Kentucky (11/8/19)
	1.000	(5-5)	Hagans, Ashton vs #1/1 Michigan State (11/5/19)
	1.000	(4-4)	Sestina, Nate vs Missouri (1/4/20)
	1.000	(4-4)	Hagans, Ashton vs Lamar University (11/24/19)
	1.000	(4-4)	Sestina, Nate vs Utah Valley (11/18/19)
	1.000	(4-4)	Juzang, Johnny vs Utah Valley (11/18/19)
	1.000	(3-3)	Maxey, Tyrese at #18/18 Texas Tech (1/25/20)
	1.000	(3-3)	Richards, Nick vs Utah (12/18/19)
	1.000	(3-3)	Sestina, Nate vs Mount St. Mary's (11/22/19)
Rebounds	14		Richards, Nick at #18/18 Texas Tech (1/25/20)
	13		Richards, Nick vs Lamar University (11/24/19)
Assists	12		Hagans, Ashton vs UAB (11/29/19)

	11	Hagans, Ashton vs Fairleigh Dickinson (12/7/19)
Steals	4	Hagans, Ashton vs Georgia (1/21/20)
	4	Hagans, Ashton at NR/RV Georgia (1/7/20)
	4	Hagans, Ashton vs Utah (12/18/19)
Blocked Shots	7	Richards, Nick vs Lamar University (11/24/19)
	5	Richards, Nick vs Alabama (1/11/20)
Turnovers	6	Hagans, Ashton at #17/16 Auburn (2/1/20)
	6	Quickley, Immanuel at #18/18 Texas Tech (1/25/20)
	6	Hagans, Ashton vs Georgia Tech (12/14/19)
	6	Hagans, Ashton vs Utah Valley (11/18/19)
Fouls	5	Hagans, Ashton at #17/16 Auburn (2/1/20)
	5	Quickley, Immanuel at #17/16 Auburn (2/1/20)
	5	Sestina, Nate at #18/18 Texas Tech (1/25/20)
	5	Quickley, Immanuel vs Georgia (1/21/20)
	5	Montgomery, EJ at RV/RV Arkansas (1/28/20)
	5	Hagans, Ashton at RV/RV Arkansas (1/28/20)
	5	Montgomery, EJ at South Carolina (1/15/20)
	5	Hagans, Ashton at South Carolina (1/15/20)
	5	Richards, Nick vs Missouri (1/4/20)
	5	Sestina, Nate vs #3/4 Louisville (12/28/19)
	5	Maxey, Tyrese vs #5/4 Ohio State (12/21/19)
	5	Whitney, Kahlil vs Utah (12/18/19)
	5	Richards, Nick vs #1/1 Michigan State (11/5/19)
Minutes	43	Hagans, Ashton at #18/18 Texas Tech (1/25/20)
	43	Hagans, Ashton vs #3/4 Louisville (12/28/19)
	42	Quickley, Immanuel at #18/18 Texas Tech (1/25/20)
	41	Maxey, Tyrese vs #3/4 Louisville (12/28/19)
	40	Quickley, Immanuel at RV/RV Arkansas (1/28/20)



THE STAT CREW SYSTEM
 #15/16 Kentucky Opponent High/Low Analysis (as of Feb 08, 2020)
 All games



OPPONENT INDIVIDUAL GAME HIGHS

Points	26		COUISNARD, Jermaine at South Carolina (1/15/20)
	25		Timmy Allen vs Utah (12/18/19)
	23		Samir Doughty at #17/16 Auburn (2/1/20)
	23		Anthony Edwards at NR/RV Georgia (1/7/20)
	22		TJ Washington vs Utah Valley (11/18/19)
Field Goals Made	9		COUISNARD, Jermaine at South Carolina (1/15/20)
	8		Saben Lee vs Vanderbilt (1/29/20)
	8		Herbert Jones vs Alabama (1/11/20)
	8		Anthony Edwards at NR/RV Georgia (1/7/20)
	8		Steven Enoch vs #3/4 Louisville (12/28/19)
	8		Timmy Allen vs Utah (12/18/19)
	8		Tyreek Scott-Grayson vs UAB (11/29/19)
	8		TJ Washington vs Utah Valley (11/18/19)
Field Goal Att.	22		COUISNARD, Jermaine at South Carolina (1/15/20)
	20		Herbert Jones vs Alabama (1/11/20)
FG Pct (min 5 made)	1.000	(6-6)	Tye Fagan vs Georgia (1/21/20)
	.833	(5-6)	D.J. Carton vs #5/4 Ohio State (12/21/19)
3-Point FG Made	5		Davion Buster vs Lamar University (11/24/19)
	5		TJ Washington vs Utah Valley (11/18/19)
3-Point FG Att.	12		TJ Washington vs Utah Valley (11/18/19)
	11		Santiago Vescovi at Tennessee (2/8/20)
	11		Isaiah Joe at RV/RV Arkansas (1/28/20)
	11		Davion Buster vs Lamar University (11/24/19)
3-Pt FG Pct (min 2 made)	1.000	(2-2)	K.J. Riley vs Evansville (11/12/19)
	.800	(4-5)	COUISNARD, Jermaine at South Carolina (1/15/20)
	.800	(4-5)	Jalen Benjamin vs UAB (11/29/19)
Free Throws Made	14		Samir Doughty at #17/16 Auburn (2/1/20)
	10		John Fulkerson at Tennessee (2/8/20)
	10		Cassius Winston vs #1/1 Michigan State (11/5/19)
Free Throw Att.	15		Samir Doughty at #17/16 Auburn (2/1/20)
	12		John Fulkerson at Tennessee (2/8/20)
	12		Isaac Okoro at #17/16 Auburn (2/1/20)
	12		Mason Jones at RV/RV Arkansas (1/28/20)
	12		Timmy Allen vs Utah (12/18/19)
FT Pct (min 3 made)	1.000	(8-8)	Jimmy Whitt Jr. at RV/RV Arkansas (1/28/20)
	1.000	(8-8)	K.J. Riley vs Evansville (11/12/19)
	1.000	(5-5)	Nick Weatherspoon vs Mississippi State (2/4/20)
	1.000	(4-4)	Santiago Vescovi at Tennessee (2/8/20)
	1.000	(4-4)	Saben Lee vs Vanderbilt (1/29/20)
	1.000	(4-4)	Terrence Shannon, J at #18/18 Texas Tech (1/25/20)
	1.000	(4-4)	Tyree Crump vs Georgia (1/21/20)
	1.000	(4-4)	D.J. Carton vs #5/4 Ohio State (12/21/19)
	1.000	(4-4)	Kyle Young vs #5/4 Ohio State (12/21/19)
	1.000	(4-4)	Damian Chong Qui vs Mount St. Mary's (11/22/19)
	1.000	(4-4)	Brandon Leftwich vs Mount St. Mary's (11/22/19)
	1.000	(4-4)	Trey Woodbury vs Utah Valley (11/18/19)
	1.000	(3-3)	Jeremiah Tilmon vs Missouri (1/4/20)
	1.000	(3-3)	E.J. Liddell vs #5/4 Ohio State (12/21/19)
	1.000	(3-3)	Ty TAYLOR vs Eastern Kentucky (11/8/19)
Rebounds	13		Avery Sullivan vs Lamar University (11/24/19)
	11		Abdul Ado vs Mississippi State (2/4/20)
	11		Dylan Disu vs Vanderbilt (1/29/20)
Assists	6		Rylan Jones vs Utah (12/18/19)

	5	Chris Clarke at #18/18 Texas Tech (1/25/20)
	5	CJ Walker vs #5/4 Ohio State (12/21/19)
	5	TJ Washington vs Utah Valley (11/18/19)
	5	Jacquess Hobbs vs Eastern Kentucky (11/8/19)
Steals	4	Dru Smith vs Missouri (1/4/20)
	3	Adrio Bailey at RV/RV Arkansas (1/28/20)
	3	Sahvir Wheeler at NR/RV Georgia (1/7/20)
	3	Jordan Harris at NR/RV Georgia (1/7/20)
	3	Davion Buster vs Lamar University (11/24/19)
Blocked Shots	5	Dylan Disu vs Vanderbilt (1/29/20)
	4	Yves Pons at Tennessee (2/8/20)
	4	Abdul Ado vs Mississippi State (2/4/20)
	4	John Petty Jr. vs Alabama (1/11/20)
Turnovers	9	Jomaru Brown vs Eastern Kentucky (11/8/19)
	6	Sam Cunliffe vs Evansville (11/12/19)
Fouls	5	D.J. Stewart Jr. vs Mississippi State (2/4/20)
	5	Reggie Perry vs Mississippi State (2/4/20)
	5	TJ Holyfield at #18/18 Texas Tech (1/25/20)
	5	Anthony Edwards vs Georgia (1/21/20)
	5	Mason Jones at RV/RV Arkansas (1/28/20)
	5	Desi Sills at RV/RV Arkansas (1/28/20)
	5	KOTSAR, Maik at South Carolina (1/15/20)
	5	MINAYA, Justin at South Carolina (1/15/20)
	5	Rayshaun Hammonds at NR/RV Georgia (1/7/20)
	5	Mitchell Smith vs Missouri (1/4/20)
	5	Kaleb Wesson vs #5/4 Ohio State (12/21/19)
	5	James Banks III vs Georgia Tech (12/14/19)
	5	Kassim Nicholson vs UAB (11/29/19)
	5	Chidozie Collin Nnam vs Mount St. Mary's (11/22/19)



THE STAT CREW SYSTEM
 #15/16 Kentucky Season Box - Average per 40 Minutes (as of Feb 08, 2020)
All games



##	Player	min	fgm	fga	pct	3fgm	3fga	pct	ftm	fta	pct	oreb	dreb	treb	pf	a	to	blk	stl	pts
12	Brooks Jr., Keion	40	5.0	11.1	.447	0.3	1.8	.176	1.6	2.7	.600	2.8	5.5	8.3	3.8	0.6	2.5	1.1	0.8	11.9
14	Canada, Brennan	40	0.0	0.0	.000	0.0	0.0	.000	0.0	0.0	.000	0.0	0.0	0.0	0.0	0.0	13.3	0.0	0.0	0.0
00	Hagans, Ashton	40	4.4	10.5	.418	0.7	2.2	.302	5.4	6.5	.824	0.3	4.5	4.7	3.1	8.1	4.2	0.2	2.5	14.8
33	Jordan, Ben	40	0.0	40.0	.000	0.0	0.0	.000	0.0	0.0	.000	0.0	0.0	0.0	0.0	0.0	0.0	0.0	0.0	0.0
10	Juzang, Johnny	40	3.3	9.2	.364	1.3	4.7	.286	1.3	1.7	.800	1.5	5.4	6.9	3.3	0.8	1.5	0.2	0.8	9.4
03	Maxey, Tyrese	40	5.4	12.6	.428	1.2	4.3	.293	4.0	4.9	.819	0.4	4.6	5.0	3.0	3.6	2.7	0.4	0.9	16.0
23	Montgomery, EJ	40	5.0	9.7	.518	0.1	0.4	.200	1.5	2.6	.567	2.5	6.7	9.2	4.8	1.2	1.9	2.0	0.7	11.7
05	Quickley, Immanuel	40	5.2	12.8	.408	2.2	5.7	.394	6.0	6.5	.920	0.9	4.3	5.2	2.7	2.2	1.8	0.2	0.9	18.6
04	Richards, Nick	40	7.4	11.0	.670	0.0	0.0	.000	4.9	6.5	.750	3.7	7.4	11.1	4.1	0.4	2.0	2.9	0.2	19.6
01	Sestina, Nate	40	3.8	8.6	.440	1.5	4.1	.372	2.1	2.6	.815	2.6	5.5	8.1	5.2	1.8	1.5	1.1	0.9	11.2
13	Welch, Riley	40	0.0	13.3	.000	0.0	0.0	.000	0.0	0.0	.000	0.0	0.0	0.0	0.0	0.0	0.0	0.0	26.7	0.0
02	Whitney, Kahlil	40	4.0	10.7	.371	0.7	2.8	.250	1.7	4.0	.435	2.4	2.9	5.4	4.0	1.4	2.6	0.5	0.9	10.4
	Total.....	40	25.5	55.1	.463	4.6	14.3	.324	18.9	24.0	.787	9.6	27.7	37.3	18.2	13.9	12.7	4.9	5.1	74.5
	Opponents.....	40	22.7	59.1	.385	6.5	22.4	.288	13.1	19.1	.688	10.8	21.6	32.3	20.1	10.6	11.9	3.2	4.9	65.0

Note: All statistics are pro-rated based on an average per 40-minute game.



THE STAT CREW SYSTEM
#15/16 Kentucky Other Metrics (as of Feb 08, 2020)
All games



#	Player	Min	AST%	EFG%	TS%	Usg%	DRB%	ORB%	TRB%
12	Brooks Jr., Keion	370	3.2	.461	.482	18.9	14.3	9.0	12.0
14	Canada, Brennan	3	0.0	.000	.000	17.0	0.0	0.0	0.0
00	Hagans, Ashton	767	38.6	.450	.555	22.4	11.7	0.8	6.8
33	Jordan, Ben	1	0.0	.000	.000	51.1	0.0	0.0	0.0
10	Juzang, Johnny	239	3.8	.436	.471	14.6	13.9	4.8	9.9
03	Maxey, Tyrese	771	17.8	.477	.543	22.3	12.0	1.2	7.2
23	Montgomery, EJ	460	6.0	.522	.535	16.3	17.4	8.1	13.2
05	Quickley, Immanuel	699	11.0	.496	.596	22.3	11.2	2.8	7.4
04	Richards, Nick	685	2.3	.670	.708	20.2	19.1	12.0	15.9
01	Sestina, Nate	421	8.3	.527	.573	14.4	14.3	8.2	11.6
13	Welch, Riley	3	0.0	.000	.000	17.0	0.0	0.0	0.0
02	Whitney, Kahlil	231	6.4	.403	.416	19.3	7.7	7.8	7.7

Estimated possessions: 1610.8
 Team offensive rating (ORtg): 107.5
 Team defensive rating (DRtg): 93.8

AST% - An estimate of the pct of teammate field goals assisted while on the floor
 EFG% - Effective FG% (adjusts to include additional points from 3FGs)
 TS% - True Shooting% (takes into account field goals, 3-point field goals, and free throws)
 Usg% - An estimate of the pct of team plays used while on the floor
 DRB% - An estimate of the pct of available defensive rebounds grabbed while on the floor
 ORB% - An estimate of the pct of available offensive rebounds grabbed while on the floor
 TRB% - An estimate of the pct of all available rebounds grabbed while on the floor

ORtg - Offensive rating - points scored per 100 possessions
 DRtg - Defensive rating - points allowed per 100 possessions