



# 2019-20 AUBURN MEN'S BASKETBALL

## SCHEDULE/RESULTS

Overall: 24-4 • Home: 16-0 • Away: 4-4 • Neutral: 4-0  
SEC: 11-4 • Home: 8-0 • Away: 3-4

DATE	OPPONENT	TIME/RESULT
Nov. 5	Georgia Southern (SECN)	W, 83-74
Nov. 8	! vs. Davidson (CBSSN)	W, 76-66
Nov. 12	at South Alabama (ESPN+)	W, 70-69
Nov. 15	% CSUN (SECN)	W, 116-70
Nov. 18	% Colgate (SECN)	W, 91-62
Nov. 25	^ vs. New Mexico (ESPNEWS)	W, 84-59
Nov. 26	^ vs. Richmond (ESPN2)	W, 79-65
Dec. 5	Furman (SECN)	W, 81-78 (OT)
Dec. 14	@ vs. Saint Louis (ESPN2)	W, 67-61
Dec. 19	NC State (ESPN2)	W, 79-73
Dec. 21	Lehigh (SECN)	W, 74-51
Dec. 29	Lipscomb (SECN)	W, 86-59
Jan. 4	* at Mississippi State (SECN)	W, 80-68
Jan. 8	* Vanderbilt (SECN)	W, 83-79
Jan. 11	* Georgia (ESPNEWS)	W, 82-60
Jan. 15	* at Alabama (ESPN2)	L, 83-64
Jan. 18	* at Florida (CBS)	L, 69-47
Jan. 22	* South Carolina (ESPNU)	W, 80-67
Jan. 25	\$ Iowa State (ESPNU)	W, 80-76
Jan. 28	* at Ole Miss (ESPNU)	W, 83-82 (2OT)
Feb. 1	* #13 Kentucky (ESPN)	W, 75-66
Feb. 4	* at Arkansas (SECN)	W, 79-76 (OT)
Feb. 8	* #18 LSU (ESPN)	W, 91-90 (OT)
Feb. 12	* Alabama (ESPN2)	W, 95-91 (OT)
Feb. 15	* at Missouri (ESPN2)	L, 85-73
Feb. 19	* at Georgia (ESPN2)	L, 65-55
Feb. 22	* Tennessee (CBS)	W, 73-66
Feb. 25	* Ole Miss (SECN)	W, 67-58
Feb. 29	* at #8 Kentucky (CBS)	2:45 pm
Mar. 4	* Texas A&M (ESPN2)	6:00 pm
Mar. 7	* at Tennessee (ESPN/2)	11:00 am

All times Central // \* - Southeastern Conference Game  
! - Veterans Classic (Annapolis, Md.)  
% - Legends Classic Campus Games (Auburn, Ala.)  
@ - Mike Slive Invitational (Birmingham, Ala.)  
\$ - Big 12/SEC Challenge (Auburn, Ala.)

## MATCHUP



#15/15 Auburn Tigers (24-4, 11-4 SEC)

Head Coach: Bruce Pearl, 25th season (586-221), 6th season at AU (124-76)



#8/9 Kentucky Wildcats (23-5, 13-2 SEC)

Head Coach: John Calipari, 28th season (773-216), 11th season at UK (328-76)

Date / Time \_\_\_\_\_ Feb. 29, 2020 / 2:45 pm CT  
Site / Venue \_\_\_\_\_ Lexington, Ky. / Rupp Arena (20,500)  
TV \_\_\_\_\_ CBS  
Pxp \_\_\_\_\_ Ian Eagle  
Analyst \_\_\_\_\_ Bill Raftery  
Reporter \_\_\_\_\_ Tracy Wolfson  
Radio \_\_\_\_\_ AU Sports Network / 93.9 Tiger FM / TuneIn  
Pxp \_\_\_\_\_ Andy Burcham  
Analyst \_\_\_\_\_ Sonny Smith

### Series History

Overall	UK leads 94-21
In Auburn	UK leads 31-16
In Lexington	UK leads 48-2
Neutral Site	UK leads 15-3
Last Meeting	AU, 75-66 (2/1/20)
Streak	Auburn W2

» Auburn and Kentucky are set to meet for the second time this season after the Tigers captured a 75-66 win against the Wildcats on Feb. 1. Auburn will look to defeat Kentucky twice in the same season for the first time ever.

» The Tigers have won twice at Kentucky all-time with both victories coming under former head coach and current radio analyst Sonny Smith. Auburn won 75-67 on Jan. 15, 1983 and, thanks to a game-winning 3-pointer by John Caylor, earned a 53-52 result on Jan. 9, 1988.

» Following a 17-point comeback vs. Tennessee on Saturday, Auburn has secured at least 10 wins in SEC play for the third consecutive season, something that has only been accomplished one other time in program history (1958-60).

» The Tigers have earned their 12th 20-win season in program history. Auburn has now recorded three straight 24-win seasons for first time in program history.

» Auburn is in search of setting a program record for most SEC wins over a 3-year span. The record of 35 is held during the stretch between 1958-60 and the current streak from 2018 until this season (11 in 2019-20, 11 in 2018-19, 13 in 2017-18).

» Auburn has 35 SEC wins over the last two-plus seasons, which is higher than the total of the previous seven campaigns from 2011-17 combined (34).

» The Tigers appeared at No. 15 in the latest AP poll, marking the 19th consecutive poll that Auburn has been ranked. That streak is the third-longest in program history. The longest streaks are 31 (1998-2000) and 23 (2018-19).

## PROBABLE AUBURN STARTERS






Pos.	No.	Name	Ht.	Wt.	Cl.	Hometown (Last School)	PPG	RPG	APG	Blk	Stl	FG%	FT%
F	3	Danjel Purifoy	6-7	230	Sr.	Centreville, Ala. (Hargrave Military Academy)	8.6	4.5	1.4	7	23	.381	.833
G	5	J'Von McCormick	6-0	185	Sr.	New Orleans, La. (Lee College)	11.8	4.0	4.5	2	32	.385	.600
G	10	Samir Doughty	6-4	195	Sr.	Philadelphia, Pa. (VCU)	16.1	4.0	2.6	4	31	.409	.762
F	23	Isaac Okoro	6-6	225	Fr.	Powder Springs, Ga. (McEachern)	13.0	4.6	2.0	24	25	.518	.655
C	50	Austin Wiley	6-11	260	Fr.	Hoover, Ala. (Calusa Prep)	10.6	9.4	0.5	44	13	.570	.679
G	1	Jamal Johnson	6-4	195	R-So.	Birmingham, Ala. (Memphis)	3.7	1.4	0.4	2	9	.354	.688
F	2	Jaylin Williams	6-7	230	Fr.	Nahunta, Ga. (Brantley County)	2.5	1.4	0.4	3	5	.600	1.000
G	22	Allen Flanigan	6-5	200	Fr.	Little Rock, Ark. (Parkview Magnet)	3.1	2.7	0.4	3	7	.367	.441
F	24	Anfernee McLemore	6-7	220	Sr.	Warwick, Ga. (Worth County)	7.2	4.5	0.5	33	21	.452	.660
G	35	Devan Cambridge	6-6	190	Fr.	Nashville, Tenn. (Hillcrest Prep (Ariz.))	4.6	2.3	0.1	11	11	.444	.278

## PROBABLE KENTUCKY STARTERS

Pos.	No.	Name	Ht.	Wt.	Cl.	Hometown (Last School)	PPG	RPG	APG	Blk	Stl	FG%	FT%
G	0	Ashton Hagans	6-3	198	So.	Cartersville, Ga. (Newton)	11.8	4.0	6.5	6	54	.417	.812
G	3	Tyrese Maxey	6-3	198	Fr.	Garland, Texas (South Garland)	13.9	4.3	3.1	12	24	.436	.819
F	4	Nick Richards	6-11	247	Jr.	Kingston, Jamaica (The Patrick School)	13.9	7.9	0.3	62	3	.658	.758
G	5	Immanuel Quickley	6-3	188	So.	Havre de Grace, Md. (The John Carroll School)	16.2	4.0	1.9	4	23	.419	.915
F	23	EJ Montgomery	6-10	228	So.	Fort Pierce, Fla. (Wheeler)	6.4	5.5	0.7	31	11	.528	.658
F	1	Nate Sestina	6-9	234	Gr.	Emporium, Pa. (Bucknell)	5.6	3.9	0.9	16	10	.440	.767
G	10	Johnny Juzang	6-6	214	Fr.	Los Angeles, Calif. (Harvard-Westlake)	2.6	2.0	0.3	1	5	.338	.833
F	12	Keion Brooks Jr.	6-7	205	Fr.	Fort Wayne, Ind. (La Lumiere School)	4.3	3.3	0.2	12	8	.442	.630

**MEDIA SPOT CHART**

(probable starters in orange)

	<b>0</b>	<b>TYRELL JONES</b>	FR » G » 6-1 » 170 » Chicago, Ill. » West Oaks Academy	<ul style="list-style-type: none"> <li>• Appeared in 10 games off the bench</li> <li>• Known as dynamic playmaker with smoothest stroke on team</li> <li>• <b>LAST GAME:</b> DNP vs. Ole Miss</li> </ul>	<b>Career-Highs</b> Pts _____ 3 Reb _____ 6 Ast _____ 3 Stl _____ 3 Min _____ 13
	<b>1</b>	<b>JAMAL JOHNSON</b>	SO » G » 6-4 » 195 » Birmingham, Ala. » Memphis	<ul style="list-style-type: none"> <li>• Team's best 3-point shooter at 39% (26-of-67)</li> <li>• Team is 7-1 when he hits multiple 3s</li> <li>• <b>LAST GAME:</b> 4 min vs. Ole Miss</li> </ul>	<b>Career-Highs</b> Pts _____ 18 (3x) Reb _____ 8 (2x) Ast _____ 3 (3x) Stl _____ 2 (8x) Min _____ 40
	<b>2</b>	<b>JAYLIN WILLIAMS</b>	FR » F » 6-7 » 230 » Nahunta, Ga. » Brantley County HS	<ul style="list-style-type: none"> <li>• Appeared in 11 games off the bench</li> <li>• 13+ min, 4.7 pts, 3.7 reb, 2.3 stl in last 3 games</li> <li>• <b>LAST GAME:</b> 6 pts, 3 reb, 2 blk in 14 min vs. Ole Miss</li> </ul>	<b>Career-Highs</b> Pts _____ 8 Reb _____ 6 Ast _____ 2 Blk _____ 2 Min _____ 16
	<b>3</b>	<b>DANJEL PURIFOY</b>	SR » F » 6-7 » 230 » Centreville, Ala. » Hargrave Military Academy	<ul style="list-style-type: none"> <li>• 3rd-best rebounder on team with 121 boards, 87 on defensive glass</li> <li>• Double figures 13 times, including 6 in SEC play</li> <li>• <b>LAST GAME:</b> 6 pts, 3 reb, 3 ast, 3-5 FG in 27 min vs. Ole Miss</li> </ul>	<b>Career-Highs</b> Pts _____ 27 (2x) Reb _____ 15 Ast _____ 9 Stl _____ 3 (7x) Min _____ 39
	<b>4</b>	<b>JAVON FRANKLIN</b>	SO » F » 6-7 » 218 » Little Rock, Ark. » Holmes CC	<ul style="list-style-type: none"> <li>• Appeared in 5 games off the bench</li> <li>• Recovering from serious leg injury suffered in final year of JUCO</li> <li>• <b>LAST GAME:</b> DNP vs. Ole Miss</li> </ul>	<b>Career-Highs</b> Pts _____ - Reb _____ 1 Ast _____ 1 Blk _____ - Min _____ 2 (3x)
	<b>5</b>	<b>J'VON MCCORMICK</b>	SR » G » 6-0 » 185 » New Orleans, La. » Lee College	<ul style="list-style-type: none"> <li>• 17.8 pts, 4.0 reb in last 4 road games</li> <li>• 1 of 3 in SEC to avg 11.5 pts, 4 reb, 4 ast (Ashton Hagans, Kira Lewis)</li> <li>• <b>LAST GAME:</b> 6 pts, 3 reb, 3 ast in 33 min vs. Ole Miss</li> </ul>	<b>Career-Highs</b> Pts _____ 28 Reb _____ 9 Ast _____ 16 Stl _____ 3 (5x) Min _____ 45
	<b>10</b>	<b>SAMIR DOUGHTY</b>	SR » G » 6-4 » 195 » Philadelphia, Pa. » VCU	<ul style="list-style-type: none"> <li>• 18.5 pts over last 11 games, all in double figures</li> <li>• 9 20-pt games this season, had 2 in career entering 2019-20</li> <li>• <b>LAST GAME:</b> 14 pts, 4 ast, 3 reb in 33 min vs. Ole Miss</li> </ul>	<b>Career-Highs</b> Pts _____ 33 Reb _____ 10 (2x) Ast _____ 10 Stl _____ 4 (4x) Min _____ 46
	<b>13</b>	<b>"STRETCH" AKINGBOLA</b>	FR » C » 6-10 » 236 » Ogun, Nigeria » McEachern HS	<ul style="list-style-type: none"> <li>• 2 blk in 1st career minute of action at South Alabama</li> <li>• Elite defender and best communicator on the team</li> <li>• <b>LAST GAME:</b> DNP vs. Ole Miss</li> </ul>	<b>Career-Highs</b> Pts _____ 2 Reb _____ 2 Ast _____ 1 (2x) Blk _____ 2 (2x) Min _____ 5 (2x)
	<b>22</b>	<b>ALLEN FLANIGAN</b>	FR » G » 6-5 » 200 » Little Rock, Ark. » Parkview Magnet HS	<ul style="list-style-type: none"> <li>• 3+ reb 13 times, including 7 in SEC games</li> <li>• Earned 1st career start at Missouri, started next 2 games</li> <li>• <b>LAST GAME:</b> 2 reb, 1 stl in 9 min vs. Ole Miss</li> </ul>	<b>Career-Highs</b> Pts _____ 12 Reb _____ 6 (3x) Ast _____ 2 Stl _____ 2 Min _____ 29
	<b>23</b>	<b>ISAAC OKORO</b>	FR » F » 6-6 » 225 » Powder Springs, Ga » McEachern HS	<ul style="list-style-type: none"> <li>• Returned to starting lineup after missing 3 games due to injury</li> <li>• 1 of 5 current players in the nation to have HS jersey retired</li> <li>• <b>LAST GAME:</b> 10 pts, 1 ast, 1 blk, 3-4 FG in 28 min vs. Ole Miss</li> </ul>	<b>Career-Highs</b> Pts _____ 23 Reb _____ 9 (3x) Ast _____ 7 Stl _____ 3 (2x) Min _____ 44
	<b>24</b>	<b>ANFERNEE MCLEMORE</b>	SR » F » 6-7 » 220 » Warwick, Ga. » Worth County HS	<ul style="list-style-type: none"> <li>• 186 career blk, 15th nationally among active players</li> <li>• 5+ reb 14 times, including 8 of last 14 games</li> <li>• <b>LAST GAME:</b> 2 pts, 3 reb, 1 stl in 19 min vs. Ole Miss</li> </ul>	<b>Career-Highs</b> Pts _____ 19 (4x) Reb _____ 13 Ast _____ 2 (6x) Blk _____ 6 (3x) Min _____ 34
	<b>35</b>	<b>DEVAN CAMBRIDGE</b>	FR » G » 6-6 » 190 » Nashville, Tenn. » Hillcrest Prep	<ul style="list-style-type: none"> <li>• 14-of-31 from 3 over last 6 games (45%)</li> <li>• 26 pts vs. SC, most by AU bench player since 2008 (F. Tolbert 32 at VU)</li> <li>• <b>LAST GAME:</b> 8 pts, 1 stl, 2-4 3-pt in 17 min vs. Ole Miss</li> </ul>	<b>Career-Highs</b> Pts _____ 26 Reb _____ 6 Ast _____ 1 (4x) Stl _____ 2 Min _____ 30
	<b>50</b>	<b>AUSTIN WILEY</b>	SR » C » 6-11 » 260 » Hoover, Ala. » Calusa Prep	<ul style="list-style-type: none"> <li>• Draws 7.3 fouls per 40 min.</li> <li>• 2nd in SEC with 12 double-doubles</li> <li>• <b>LAST GAME:</b> 15 pts, 11 reb, 2 blk in 22 min vs. Ole Miss</li> </ul>	<b>Career-Highs</b> Pts _____ 25 Reb _____ 17 Ast _____ 2 (2x) Blk _____ 5 (4x) Min _____ 31 (2x)

## 2019-20 NUMERICAL ROSTER

No.	Name	Pos.	Ht.	Wt.	Cl.	Hometown (Last School)
0	Tyrell Jones	G	6-1	170	Fr.	Chicago, Ill. (West Oaks Academy)
00	Chandler Leopard	G	6-3	185	Fr.	Athens, Ala. (Athens)
1	Jamal Johnson	G	6-4	195	R-So.	Birmingham, Ala. (Memphis)
2	Jaylin Williams	F	6-7	230	Fr.	Nahunta, Ga. (Brantley County)
3	Danjel Purifoy	F	6-7	230	Sr.	Centreville, Ala. (Hargrave Military Academy)
4	Javon Franklin	F	6-7	218	R-So.	Little Rock, Ark. (Holmes CC)
5	J'Von McCormick	G	6-0	185	Sr.	Katy, Texas (Lee College)
10	Samir Doughty	G	6-4	195	Sr.	Philadelphia, Pa. (VCU)
12	Lior Berman	G	6-4	205	Fr.	Birmingham, Ala. (Mountain Brook)
13	Babatunde Akingbola	C	6-10	236	Fr.	Powder Springs, Ga. (McEachern)
14	Preston Cook	G	6-4	200	So.	Auburn, Ala. (Auburn)
20	Myles Parker	F	6-8	200	So.	Madison, Ala. (Madison Academy)
21	Will Macoy	G	6-4	200	Sr.	Birmingham, Ala. (Vestavia Hills)
22	Allen Flanigan	G/F	6-5	200	Fr.	Little Rock, Ark. (Parkview Magnet)
23	Isaac Okoro	F	6-6	225	Fr.	Powder Springs, Ga. (McEachern)
24	Anfernee McLemore	F	6-7	220	Sr.	Warwick, Ga. (Worth County)
33	Chase Maasdorp	G	6-0	175	So.	Lakewood Ranch, Fla. (The Out-of-Door Academy)
35	Devan Cambridge	G/F	6-6	190	Fr.	Nashville, Tenn. (Hillcrest Prep)
50	Austin Wiley	C	6-11	260	Sr.	Hoover, Ala. (Calusa Prep)
54	Thomas Collier	F	6-9	215	Sr.	Birmingham, Ala. (Briarwood Christian)

**Head Coach:** Bruce Pearl (6th season)  
**Assistant Coach:** Ira Bowman (2nd season)  
**Assistant Coach:** Wes Flanigan (2nd season)  
**Assistant Coach:** Steven Pearl (6th season)  
**Director of Operations:** Chad Prewett (6th season)  
**Assistant Director of Operations:** Mike Burgomaster (4th season)  
**Athletic Trainer:** Clark Pearson (11th season)  
**Strength & Conditioning Coach:** Damon Davis (11th season)  
**Director of Player Development:** Marquis Daniels (2nd season)  
**Video Coordinator:** Ian Borders (2nd season)

## 2019-20 ALPHABETICAL ROSTER

No.	Name	Pos.	Ht.	Wt.	Cl.	Hometown (Last School)
13	Babatunde Akingbola	C	6-10	236	Fr.	Powder Springs, Ga. (McEachern)
12	Lior Berman	G	6-4	205	Fr.	Birmingham, Ala. (Mountain Brook)
35	Devan Cambridge	G/F	6-6	190	Fr.	Nashville, Tenn. (Hillcrest Prep)
54	Thomas Collier	F	6-9	215	Sr.	Birmingham, Ala. (Briarwood Christian)
14	Preston Cook	G	6-4	200	So.	Auburn, Ala. (Auburn)
10	Samir Doughty	G	6-4	195	Sr.	Philadelphia, Pa. (VCU)
22	Allen Flanigan	G/F	6-5	200	Fr.	Little Rock, Ark. (Parkview Magnet)
4	Javon Franklin	F	6-7	218	R-So.	Little Rock, Ark. (Holmes CC)
1	Jamal Johnson	G	6-4	195	R-So.	Birmingham, Ala. (Memphis)
0	Tyrell Jones	G	6-1	170	Fr.	Chicago, Ill. (West Oaks Academy)
00	Chandler Leopard	G	6-3	185	Fr.	Athens, Ala. (Athens)
21	Will Macoy	G	6-4	200	Sr.	Birmingham, Ala. (Vestavia Hills)
33	Chase Maasdorp	G	6-0	175	So.	Lakewood Ranch, Fla. (The Out-of-Door Academy)
5	J'Von McCormick	G	6-0	185	Sr.	Katy, Texas (Lee College)
24	Anfernee McLemore	F	6-7	220	Sr.	Warwick, Ga. (Worth County)
23	Isaac Okoro	F	6-6	225	Fr.	Powder Springs, Ga. (McEachern)
20	Myles Parker	F	6-8	200	So.	Madison, Ala. (Madison Academy)
3	Danjel Purifoy	F	6-7	230	Sr.	Centreville, Ala. (Hargrave Military Academy)
50	Austin Wiley	C	6-11	260	Sr.	Hoover, Ala. (Calusa Prep)
2	Jaylin Williams	F	6-7	230	Fr.	Nahunta, Ga. (Brantley County)

## ROSTER BY CLASS

**Freshmen (8)** - Babatunde Akingbola, Lior Berman, Devan Cambridge, Allen Flanigan, Tyrell Jones, Chandler Leopard, Isaac Okoro, Jaylin Williams

**Sophomores (5)** - Preston Cook, Javon Franklin, Jamal Johnson, Chase Maasdorp, Myles Parker

**Juniors (0)**

**Seniors (7)** - Thomas Collier, Samir Doughty, Will Macoy, J'Von McCormick, Anfernee McLemore, Danjel Purifoy, Austin Wiley

## PRONUNCIATION GUIDE

**BABATUNDE AKINGBOLA**  
 bah-bah-TOON-day AH-king-boh-luh

**LIOR** Berman      LEE-ohr

**SAMIR DOUGHTY**      SAH-meer DOW-tee

**JAVON** Franklin      JAY-vahn

**J'VON** McCormick      JAY-vahn

**ANFERNEE** McLemore      ANN-fur-knee

**ISAAC OKORO**      oh-CORE-oh

**DANJEL PURIFOY**      DAN-jel PURE-a-foy

## QUICK FACTS

**UNIVERSITY INFORMATION**  
 Location \_\_\_\_\_ Auburn, Ala.  
 Founded \_\_\_\_\_ 1856  
 Enrollment \_\_\_\_\_ 29,776  
 Nickname \_\_\_\_\_ Tigers  
 Colors \_\_\_\_\_ Burnt Orange and Navy Blue  
 Conference \_\_\_\_\_ Southeastern (SEC)

**ADMINISTRATION**  
 Interim President \_\_\_\_\_ Dr. Jay Gogue  
 Director of Athletics \_\_\_\_\_ Allen Greene  
 Athletics Phone \_\_\_\_\_ 855-282-2010

**BASKETBALL STAFF INFORMATION**  
 Head Coach \_\_\_\_\_ Bruce Pearl  
 Alma Mater \_\_\_\_\_ Boston College '82  
 Career Record \_\_\_\_\_ 586-221 (.726)  
 Seasons \_\_\_\_\_ 24  
 Record at Auburn \_\_\_\_\_ 124-76 (.620)  
 Seasons \_\_\_\_\_ 5  
 Assistant Coach \_\_\_\_\_ Ira Bowman  
 Alma Mater \_\_\_\_\_ Penn '96  
 Assistant Coach \_\_\_\_\_ Wes Flanigan  
 Alma Mater \_\_\_\_\_ Auburn '97  
 Assistant Coach \_\_\_\_\_ Steven Pearl  
 Alma Mater \_\_\_\_\_ Tennessee '10  
 Director of Operations \_\_\_\_\_ Chad Prewett  
 Alma Mater \_\_\_\_\_ Troy State '94  
 Assistant Director of Ops \_\_\_\_\_ Mike Burgomaster  
 Alma Mater \_\_\_\_\_ Miami '16  
 Athletic Trainer \_\_\_\_\_ Clark Pearson  
 Alma Mater \_\_\_\_\_ Kentucky '96  
 Strength & Conditioning Coach \_\_\_\_\_ Damon Davis  
 Alma Mater \_\_\_\_\_ Western Illinois '03  
 Director of Player Development \_\_\_\_\_ Marquis Daniels  
 Alma Mater \_\_\_\_\_ Auburn '03  
 Video Coordinator \_\_\_\_\_ Ian Borders  
 Alma Mater \_\_\_\_\_ Louisville '07

**PROGRAM INFORMATION**  
 First Year of Basketball \_\_\_\_\_ 1905-06  
 All-Time Record \_\_\_\_\_ 1376-1194-1 (.535)  
 All-Time SEC Record \_\_\_\_\_ 610-739 (.452)  
 SEC Championships \_\_\_\_\_ 3 (1960, 1999, 2018)  
 SEC Tournament Titles \_\_\_\_\_ 2 (1985, 2019)  
 NCAA Tournament Appearances \_\_\_\_\_ 10  
 NCAA Tournament Record \_\_\_\_\_ 17-10  
 All-Americans \_\_\_\_\_ 13  
 All-SEC Selections \_\_\_\_\_ 93

**TEAM INFORMATION**  
 2018-19 Record \_\_\_\_\_ 30-10  
 SEC Record / Finish \_\_\_\_\_ 11-7 / 4th  
 Home / Away / Neutral \_\_\_\_\_ 15-2 / 5-6 / 10-2  
 Associated Press Final Ranking \_\_\_\_\_ 14  
 USA Today Final Ranking \_\_\_\_\_ 5  
 Letterwinners Returning / Lost \_\_\_\_\_ 10 / 6  
 Starters Returning / Lost \_\_\_\_\_ 2 / 3  
 Newcomers \_\_\_\_\_ 8

**ATHLETICS COMMUNICATIONS**  
 Associate AD \_\_\_\_\_ Kirk Sampson  
 Associate Director (MBB Contact) \_\_\_\_\_ Cody Voga  
 Cell \_\_\_\_\_ 334-750-9023  
 Email \_\_\_\_\_ voga@auburn.edu

**SOCIAL MEDIA**  
 @AuburnMBB \_\_\_\_\_ #WarEagle

**BRUCE PEARL**

Head Coach  
6th year at Auburn • 124-76  
25th year overall • 586-221



- 7 National Coach of the Year Awards, 2006 Basketball Times, CBSsportsline, Sporting News National Coach of the Year

- 2006 & 2008 AP SEC Coach of the Year, 2008 SEC Co-Coach of the Year

- 2008 Rupp Cup Co-winner

- Has advanced to postseason play in 20 of 24 years as a head coach

- Set single-season wins records at four different schools (29 at Southern Indiana in 1995; 26 at Wisconsin-Milwaukee in 2005; 31 at Tennessee in 2008; 30 at Auburn in 2019)

- Pearl has achieved a top-5 national ranking at Southern Indiana, Tennessee and Auburn. He has been in the top five in 10 seasons (1994-2001 at Southern Indiana, 2007-08 at Tennessee, 2019-20 at Auburn)

- Bruce Pearl's teams have led their conference in scoring 17 of the 24 years that he has been a head coach. His squads were the SEC's scoring champion in four of his six seasons at Tennessee, averaging 77.4 ppg while allowing 70.5 ppg

- One of 12 coaches to lead three different DI programs to the Sweet 16, joining Rick Barnes, Gene Bartow, John Calipari, Lon Kruger, Frank McGuire, Ralph Miller, Rick Pitino, Bill Self, Tubby Smith, Eddie Sutton and Bruce Weber. Including his stint at DII Southern Indiana, Pearl is one of only three coaches to take four programs (with three at the DI level) to the Sweet 16, joining Lon Kruger and Eddie Sutton

- With the win over Kentucky that sent Auburn to its first Final Four in program history, Pearl notched his 100th win as head coach of the Tigers. He is the first coach in Auburn history to have 100 wins in his first five seasons

- Bruce Pearl is the 11th coach in SEC history to win four conference crowns (overall or division) in a 10-year span. He is on the same list as Adolph Rupp (UK), Babe McCarthy (MSU), Billy Donovan (UF), Dale Brown (LSU), Joe Hall (UK), John Calipari (UK), Nolan Richardson (ARK), Rick Pitino (UK), Rick Stansbury (MSU) and Tubby Smith (UK)

- Auburn sold out of season tickets for the sixth straight time in 2019-20, all under Pearl, to continue the school record streak. Prior to Pearl, the only other time the Tigers sold out of season tickets came was 1999-2000

- Auburn welcomed 138,650 fans inside Auburn Arena for the 2018-19 season. The total is the highest ever recorded in Auburn Arena history

- In 24 full years as a head coach, Bruce Pearl's teams have finished either first or second in conference play 16 times

- At the Division I level, Pearl's teams have topped the 100-point mark 20 times, including a high of 124 in 2009 as well as 121 in the 2007 NCAA Tournament. In his second year as a coach at Southern Indiana the team averaged 101.7 ppg

- In the past four seasons, Auburn has the best non-conference record in the SEC during the regular season at 47-5 (.904), while scheduling regular NCAA Tournament teams in Arizona, Davidson, Dayton, Duke, Iowa State, Middle Tennessee, Murray State, Oklahoma, Texas Tech, UConn and Xavier

**HEAD COACHING RECORD**

Year	School	Record	Postseason
1992-93	Southern Indiana	22-7	NCAA Region 3rd Place
1993-94	Southern Indiana	28-4	NCAA Runner-Up
1994-95	Southern Indiana	29-4	NCAA Champions
1995-96	Southern Indiana	25-4	NCAA Sweet 16
1996-97	Southern Indiana	23-5	NCAA First Round
1997-98	Southern Indiana	27-6	NCAA Sweet 16
1998-99	Southern Indiana	26-6	NCAA Sweet 16
1999-00	Southern Indiana	25-6	NCAA Sweet 16
2000-01	Southern Indiana	26-4	NCAA First Round
<b>Total</b>		<b>231-46</b>	
2001-02	Milwaukee	16-13	-
2002-03	Milwaukee	24-8	NCAA First Round
2003-04	Milwaukee	20-11	NIT First Round
2004-05	Milwaukee	26-6	NCAA Sweet 16
<b>Total</b>		<b>86-38</b>	
2005-06	Tennessee	22-8	NCAA Second Round
2006-07	Tennessee	24-11	NCAA Sweet 16
2007-08	Tennessee	31-5	NCAA Sweet 16
2008-09	Tennessee	21-13	NCAA First Round
2009-10	Tennessee	28-9	NCAA Elite Eight
2010-11	Tennessee	19-15	-
<b>Total</b>		<b>145-61</b>	
2014-15	Auburn	15-20	-
2015-16	Auburn	11-20	-
2016-17	Auburn	18-14	-
2017-18	Auburn	26-8	NCAA Second Round
2018-19	Auburn	30-10	NCAA Final Four
2019-20	Auburn	24-4	-
<b>Total</b>		<b>124-76</b>	
<b>Career</b>		<b>586-221</b>	

- His teams have been just as successful off the court as Auburn has had 23 graduates in five years – the most in the SEC. In 2018, Auburn received an Academic Progress Rate Public Recognition Award marking the first time the Tigers have been honored since the award began tracking data in 2004. The NCAA annually honors teams earning multiyear Academic Progress Rates in the top 10 percent of all squads in each sport

- Auburn recently secured its third perfect APR score of 1,000 in mid-May, something that has never been accomplished in program history

- In the past four years, Auburn men's basketball has averaged an APR of 995 (out of 1,000). In the previous four seasons before Pearl and his staff arrived, Auburn's APR average score was 940

- Pearl started AURLIVE at Auburn in 2015-16 to benefit cancer patients in the fight to beat cancer. AURLIVE raises the awareness of cancer prevention and detection while t-shirt sales and donations raise money to benefit cancer patients. He initiated the AURLIVE program in 2009 at Tennessee in recognition of former Vol Chris Lofton, who beat testicular cancer through early diagnosis and treatment and went on to play the entire 2007-08 season while recovering from his battle with the disease

- On Dec. 19, 2019, Children's Harbor in Birmingham, Ala. dedicated their on-site basketball court in honor of the charitable work done by Coach Pearl and the Pearl family over the last six years.

- Bruce Pearl has raised over \$1 million in only five golf tournaments at Auburn. Pearl and his wife, Brandy, have remarkably raised \$770,000 in the last three years benefitting Children's Harbor in Birmingham through the Bruce Pearl For the Children Golf Classic. The mission of Children's Harbor is to help children with serious illness and their families

- The Bruce Pearl Family Foundation in conjunction with L5 Foundation, an organization dedicated to addressing the essential and basic needs of cancer patients, donated \$20,000 to five charities in a ceremony in Knoxville in August 2015

- The Pearl family announced on Feb. 27, 2007, a \$100,000 donation to endow a scholarship in the name of former Tennessee player Dane Bradshaw. The Dane Bradshaw Athletic Scholarship Endowment is awarded to the male or female student-athlete at UT who best epitomizes the characteristics of the 2006-07 senior captain

## TOP PERFORMANCES UNDER PEARL AT AUBURN

## MOST POINTS TEAM

- 119, vs. Northwestern State (Nov. 27, 2015)  
119, vs. Winthrop (Nov. 24, 2017)
- 117, vs. Coastal Carolina (Dec. 15, 2016)
- 116, vs. CSUN (Nov. 15, 2019)**
- 105, vs. Louisiana (Nov. 21, 2014)

## MOST POINTS INDIVIDUAL

- 34, Bryce Brown vs. Dayton (Dec. 8, 2018)
- 33, Samir Doughty vs. CSUN (Nov. 15, 2019)**
- 31, Bryce Brown vs. Norfolk State (Nov. 10, 2017)  
31, Mustapha Heron vs. Winthrop (Nov. 24, 2017)  
31, Jared Harper at UAB (Dec. 15, 2018)

## MOST REBOUNDS TEAM

- 66, vs. Mississippi College (Nov. 14, 2018)
- 60, vs. Alabama (Feb. 12, 2020)**
- 52, vs. Gardner-Webb (Dec. 6, 2017)  
**52, vs. CSUN (Nov. 15, 2019)**
- 51, vs. Eastern Kentucky (Nov. 17, 2016)  
51, at UConn (Dec. 23, 2016)

## MOST REBOUNDS INDIVIDUAL

- 19, Cinmeon Bowers at Middle Tennessee (Dec. 12, 2015)
- 18, Cinmeon Bowers vs. Alabama (Jan. 19, 2016)  
18, Cinmeon Bowers vs. Ole Miss (Feb. 20, 2016)
- 17, Cinmeon Bowers vs. Milwaukee (Nov. 14, 2014)  
17, Cinmeon Bowers vs. Winthrop (Dec. 17, 2014)  
17, Cinmeon Bowers vs. Mississippi State (Jan. 21, 2015)  
17, Horace Spencer vs. Mississippi College (Nov. 14, 2018)  
**17, Austin Wiley vs. Alabama (Feb. 12, 2020)**

## MOST 3-POINTERS TEAM

- 21, vs. Coastal Carolina (Dec. 15, 2016)
- 18, vs. South Alabama (Nov. 6, 2018)  
**18, vs. LSU (Feb. 8, 2020)**
- 17, vs. Northwestern State (Nov. 27, 2015)  
17, vs. Vanderbilt (Feb. 3, 2018)  
17, vs. Arkansas (Feb. 20, 2019)  
17, vs. North Carolina (Mar. 29, 2019)  
**17, vs. CSUN (Nov. 15, 2019)**

## MOST 3-POINTERS INDIVIDUAL

- 9, Bryce Brown at Arkansas (Feb. 17, 2016)
- 8, Kareem Canty at Middle Tennessee (Dec. 12, 2015)  
8, Bryce Brown vs. South Carolina (Mar. 3, 2018)
- 7, KT Harrell vs. Coastal Carolina (Dec. 5, 2014)  
7, Bryce Brown at Ole Miss (Jan. 9, 2019)  
7, Bryce Brown vs. Kansas (Mar. 23, 2019)

## MOST FT MADE TEAM

- 33, vs. Kentucky (Feb. 1, 2020)**
- 31, vs. Arkansas (Feb. 10, 2015)  
31, at Arkansas - Feb. 27, 2018)
- 30, at South Carolina (Feb. 17, 2018)  
**30, at Missouri (Feb. 15, 2020)**

## MOST FT MADE INDIVIDUAL

- 15, KT Harrell vs. Georgia (Mar. 3, 2015)  
15, Jared Harper at UAB (Dec. 15, 2018)
- 14, Jared Harper vs. Ole Miss (Jan. 7, 2017)  
**14, Samir Doughty vs. Kentucky (Feb. 1, 2020)**
- 12, Desean Murray vs. Ole Miss (Jan. 9, 2018)  
12, Jared Harper vs. South Carolina (Mar. 15, 2019)

## MOST FT ATTEMPTED TEAM

- 46, at Missouri (Feb. 15, 2020)**
- 44, vs. Kentucky (Feb. 1, 2020)**
- 42, vs. Eastern Kentucky (Nov. 17, 2016)  
42, vs. Alabama (Jan. 21, 2017)
- 40, vs. Arkansas (Feb. 10, 2015)  
40, vs. Alabama (Jan. 19, 2016)

## MOST FT ATTEMPTED INDIVIDUAL

- 18, Cinmeon Bowers vs. Missouri (Jan. 10, 2015)  
18, KT Harrell vs. LSU (Mar. 13, 2015)  
18, Austin Wiley vs. Alabama (Jan. 21, 2017)
- 17, Jared Harper vs. Ole Miss (Jan. 7, 2017)
- 16, Cinmeon Bowers vs. LSU (Feb. 2, 2016)  
16, Jared Harper at UAB (Dec. 15, 2018)

## MOST ASSISTS TEAM

- 27, vs. CSUN (Nov. 15, 2019)**
- 25, vs. Saint Peter's (Nov. 28, 2018)
- 24, vs. South Alabama (Nov. 6, 2018)
- 23, vs. Northwestern State (Nov. 27, 2015)  
23, vs. USC Upstate (Nov. 29, 2016)  
23, at TCU (Jan. 28, 2017)  
23, vs. North Florida (Dec. 29, 2018)

## MOST ASSISTS INDIVIDUAL

- 16, J'Von McCormick vs. CSUN (Nov. 15, 2019)**
- 14, Jared Harper vs. Vanderbilt (Feb. 3, 2018)
- 13, Jared Harper vs. South Alabama (Nov. 6, 2018)
- 13, Jared Harper vs. North Carolina (Mar. 29, 2019)
- 10, Kareem Canty vs. Northwestern State (Nov. 27, 2015)  
10, Jared Harper vs. Gardner-Webb (Dec. 6, 2017)  
10, Jared Harper vs. Murray State (Dec. 22, 2018)  
10, Jared Harper vs. North Florida (Dec. 29, 2018)

## MOST STEALS TEAM

- 20, vs. North Florida (Dec. 29, 2018)
- 18, vs. Tennessee (Feb. 22, 2020)**
- 16, vs. Saint Peter's (Nov. 28, 2018)
- 14, vs. Georgia (Jan. 20, 2018)  
14, vs. Alabama (Feb. 21, 2018)  
14, vs. Mississippi College (Nov. 14, 2018)  
14, vs. Florida (Mar. 16, 2019)  
14, vs. Tennessee (Mar. 17, 2019)  
**14, vs. New Mexico (Nov. 25, 2019)**

## MOST STEALS INDIVIDUAL

- 5, K.C. Ross-Miller vs. Oregon State (Nov. 26, 2014)  
5, K.C. Ross-Miller vs. Middle Tennessee (Dec. 29, 2014)  
5, Antoine Mason at LSU (Feb. 5, 2015)  
5, Malik Dunbar vs. UNC Asheville (Dec. 4, 2018)  
5, Chuma Okeke vs. Murray State (Dec. 22, 2018)  
5, Chuma Okeke vs. North Florida (Dec. 29, 2018)  
**5, J'Von McCormick vs. Tennessee (Feb. 22, 2020)**

## MOST BLOCKS TEAM

- 12, at Missouri (Jan. 10, 2017)  
12, vs. UNC Asheville (Dec. 4, 2018)
- 11, vs. Boston College (Dec. 12, 2016)  
**11, vs. CSUN (Nov. 15, 2019)**
- 10, vs. Gardner-Webb (Dec. 6, 2017)  
10, at Murray St. (Dec. 19, 2017)  
10, vs. Cornell (Dec. 30, 2017)

## MOST BLOCKS INDIVIDUAL

- 7, Horace Spencer at Arkansas (Feb. 17, 2016)
- 6, Horace Spencer vs. Oklahoma State (Jan. 30, 2016)  
6, Horace Spencer vs. Boston College (Dec. 12, 2016)  
6, Anfernee McLemore vs. Gardner-Webb (Dec. 6, 2017)  
6, Anfernee McLemore at Missouri (Jan. 24, 2018)  
**6, Anfernee McLemore vs. Lehigh (Dec. 21, 2019)**

**AUBURN VS. KENTUCKY SERIES**

» The Tigers and Wildcats are slated to face off for the 116th time in series history Saturday afternoon. Kentucky holds a 94-21 advantage overall, but Auburn has won four of the last seven meetings, including three of the last five.

» Auburn will look to make history in many ways Saturday. The Tigers have won just twice against the Wildcats in Lexington all-time with both victories coming under former head coach and current radio analyst Sonny Smith. Auburn won 75-67 on Jan. 15, 1983 and, thanks to a game-winning 3-pointer by John Caylor, earned a 53-52 result on Jan. 9, 1988.

» Auburn has never defeated Kentucky twice in the same season in program history. The Tigers won previous meeting on Feb. 1 inside Auburn Arena, 75-66.

» Including their overtime triumph in the Elight Eight last season, the Tigers are riding a two-game winning streak vs. the Wildcats for the fifth time ever and first since 1989-90. Auburn has never won three straight games vs. Kentucky.

» Auburn touts the best record by percentage in the SEC vs. Kentucky since 2016 at 4-3. Tennessee is 6-5 against the Wildcats in the same span.

» Auburn head coach Bruce Pearl is 8-14 in his head coaching career against Kentucky. Pearl is 4-5 against the Wildcats at Auburn, including 3-1 at Auburn Arena. Pearl is 7-11 against Kentucky head coach John Calipari.

**AN AUBURN WIN WOULD...**

- » Be the third win at Kentucky ever and first since 1988
- » Snap a 17-game losing streak at Kentucky
- » Be the first season sweep of Kentucky in program history
- » Be the third consecutive win against the Wildcats, something that has never been done in program history
- » Secure a top-four seed and a double-bye in the SEC Tournament

- » Give the Tigers their 25th regular season victory, which would tie the 2017-18 team for the second-most in program history (26, 1998-99)
- » Give the Tigers their 25th win, good for fourth overall in single-season program history (30, 2018-19; 29, 1998-99; 26, 2017-18)
- » Give the Tigers 12 wins in SEC play for the 10th time in program history and the first time to do it twice in a span of three seasons since accomplishing the feat in 1984 and 1986
- » Be the 98th win for the 2020 senior class, already the winningest class in program history

**PROGRAM COMPARISON**

» Auburn and Kentucky have been similar in many ways since the beginning of the 2017-18 season. Here's how the two programs stack up from then until now:

Category	Auburn	Kentucky
Record	80-22	79-23
SEC Record	35-16	38-13
SEC Regular Season Titles	1	0
SEC Tournament Titles	1	1
NCAA Tournament Wins	5	5
Wins vs. AP Top 25	8	12
McDonald's All-Americans	0	12

**AUBURN VS. TOP-25 OPPONENTS**

» Auburn is 70-213 against teams from the AP Top 25 all-time. Last season, the Tigers set a program record by defeating six top-25 teams, including five in a row from the SEC Tournament title to a trip to the Final Four.

» The Tigers have won both of their matchups against top-25 competition this season, taking down No. 13 Kentucky (75-66) and No. 18 LSU (91-90 in OT) in a span of seven days.

» Auburn has won seven of its last eight games against the AP Top 25, which is the best stretch in program history by far. The next-closest similar streak was when the Tigers defeated six of nine ranked foes between the 1984-85 and 1985-86 seasons.

» Auburn is 14-22 as a ranked team vs. a ranked opponent all-time, but has won seven of the last eight occurrences.

**PLAYER TO WATCH: ISAAC OKORO**

In his first game back after missing three straight contests due to injury, Isaac Okoro poured in 10 points on 3-of-4 from the floor in a win vs. Ole Miss. The Tigers are 23-2 when the freshman is in the lineup this season and 1-2 when he does not play. In his first matchup with Kentucky, Okoro had 14 points to go along with three rebounds, two assists and two steals.



**TALE OF THE TAPE**



Scoring Offense	78.3	74.6
Scoring Defense	70.3	65.4
Scoring Margin	+8.0	+9.2
FG Pct.	.433	.463
FG Pct. Defense	.413	.387
3-pt. FG Pct.	.301	.337
3-pt. FG Pct. Defense	.326	.301
FT Pct.	.672	.793
Rebounds Per Game	41.1	37.2
Opp. Rebounds Per Game	35.5	32.7
Rebound Margin	+5.6	+4.5
Assists Per Game	12.8	13.8
Turnovers Per Game	12.9	12.8
Opp. Turnovers Per Game	13.9	12.0
Turnover Margin	+1.0	-0.8
Assist/Turnover Ratio	1.0	1.1
Steals Per Game	6.5	5.2
Blocks Per Game	4.9	5.3

**LAST 15 VS. KENTUCKY**

Date	H/A/N	Result
Jan. 16, 2010	H	L, 72-67
Jan. 11, 2011	A	L, 78-54
Jan. 11, 2012	H	L, 68-53
Jan. 19, 2013	H	L, 75-53
Feb. 9, 2013	A	L, 72-62
Feb. 12, 2014	H	L, 64-56
Feb. 21, 2015	A	L, 110-75
Mar. 14, 2015	N	L, 91-67
Jan. 16, 2016	H	W, 75-70
Jan. 14, 2017	A	L, 92-72
Feb. 14, 2018	H	W, 76-66
Jan. 19, 2019	H	L, 82-80
Feb. 23, 2019	A	L, 80-53
Mar. 31, 2019	N	W, 77-71 (OT)
Feb. 1, 2020	H	W, 76-66

All Games: Kentucky leads 94-21  
 All Games at Auburn: Kentucky leads 31-16  
 All Games at Auburn Arena: Kentucky leads 4-3  
 All Games at BEMC: Kentucky leads 24-9  
 All Games at Kentucky: Kentucky leads 48-2  
 All Games at Rupp Arena: Kentucky leads 28-2  
 Bruce Pearl vs. Kentucky: 7-15  
 John Calipari vs. Auburn: 10-4  
 All Games at Neutral Sites: Kentucky leads 15-3  
 SEC Tournament Games: Kentucky leads 13-1  
 Current Series Streak: 2 by Auburn

**TOTAL +/-**

	Last Game	Season	Avg.
#0 Jones	DNP	-7	-0.7
#1 Johnson	+0	+33	+1.1
#2 Williams	+11	+4	+0.4
#3 Purifoy	-2	+128	+4.7
#4 Franklin	DNP	-10	-2.0
#5 McCormick	+5	+208	+7.4
#10 Doughty	+8	+228	+8.1
#13 Akingbola	DNP	-9	-0.8
#22 Flanigan	+0	+29	+1.0
#23 Okoro	+8	+225	+9.0
#24 McLemore	-4	+120	+4.3
#35 Cambridge	+6	+74	+2.6
#50 Wiley	+13	+144	+5.1

**ANOTHER 20-WIN SEASON**

» Auburn secured another 20-win season, albeit in dramatic fashion, with a 79-76 overtime win at Arkansas. The Tigers notched their 12th 20-win season in program history and earned the mark in the third-fewest games in program history (22).

**Fewest Games to Reach 20 Wins**

- 21: 1998-99, 1927-28
- 22: 2019-20, 2017-18, 1958-59
- 24: 1999-2000
- 29: 2018-19, 1983-84

» The Tigers have now recorded three straight 20-win seasons for the second time all-time after first accomplishing the feat from 1983-84 to 1985-86.

» After a win against LSU, Auburn secured its third consecutive 21-win season, a first in program history for the Tigers.

» Bruce Pearl joins Cliff Ellis and Sonny Smith as the only head coaches to lead Auburn to three 20-win seasons.

» In the 25 seasons that Bruce Pearl has been a head coach, including the 2019-20 campaign, his teams have amassed 20 20-win seasons. In simple math, Coach Pearl has won at least 20 games in a season in 80 percent of his seasons as the head coach.

**THE CHASE FOR 25**

» Auburn is one win away from its fourth 25-win season in program history. The Tigers have won at least 25 games in 1998-99 (29), 2017-18 (26) and 2018-19 (30). Two of the three previous 25-win seasons have come under head coach Bruce Pearl.

» Coach Pearl has amassed 12 seasons of at least 25 wins in his career including seven at Southern Indiana, once at Milwaukee, twice at Tennessee and twice at Auburn.

**OVERTIME IS OUR TIME**

» Auburn is 5-0 this season in overtime. The Tigers have been involved in 28 percent of the SEC's overtime games this season and are one of only two teams to pick up multiple extra-time wins this season (Kentucky, two).

» Auburn has won eight consecutive games that have reached overtime, breaking the previous record when the Tigers won six straight overtime games between the 1962-64 seasons.

» Auburn is 11-2 in overtime under head coach Bruce Pearl. That mark is the best in the SEC since 2014-15, ahead of Kentucky (6-4), Florida (7-5) and LSU (9-8).

» The 11 wins are believed to be second in the country since the 2014-15 season as of games completed on Feb. 20. Temple (12) leads ahead of Auburn (11), Hampton (10), Norfolk State (10), Georgetown (eight) and Utah (eight).

» The Tigers went to overtime in four of five games between Jan. 28-Feb. 12. That is the most overtime games played in a five-game stretch in program history. Before this campaign, Auburn played three overtime games in a five-game span in 1984-85 and 1993-94.

» In four of its five overtime wins this season, Auburn has overcome a double-digit deficit. The Tigers have come back from being down by 14 vs. Furman, 19 at Ole Miss, 11 at Arkansas and 15 vs. LSU. The Tigers fended off an Alabama team that set SEC records for 3-pointers made (22) and attempted (59) and also had a player get a triple-double in its most recent overtime game.

» The 19-point margin at Ole Miss goes down as what is tied for the third-biggest comeback win in the Auburn record books.

Def.	Opponent	Final
22	No. 13 Louisville (Nov. 26, 1995)	82-78
20	Ole Miss (March 2, 2011)	76-62
<b>19</b>	<b>at Ole Miss (Jan. 28, 2020) 83-82 (2OT)</b>	
19	at LSU (Jan. 9, 1999)	73-70
19	Mississippi State (Feb. 12, 2011)	65-62

» According to ESPN Stats and Info, SEC teams entered Jan. 28 0-102 when trailing by 17 or more at halftime on the road over the last decade. Auburn was down 37-20 at the break.

» The Tigers erased an 11-point deficit to win at Arkansas in overtime, 79-76. It was just Auburn's fifth win ever in Fayetteville. Bruce Pearl became the first coach in Auburn history to win twice at Arkansas (2016).

» Auburn trailed by as much as 15 in the first half vs. LSU. The Tigers then caught fire in the second half to force overtime and then a J'Von McCormick layup with .01 seconds elevated Auburn to a 91-90 win.

» The Tigers came back from down by as much as 17 in the second half to win in regulation against Tennessee.

» According to ESPN Stats and Info, Auburn is tied with Maryland and Nicholls State for the most comebacks of at least 15 points this season with three.

» Auburn has produced 22 double-digit comebacks under Pearl, including nine that have come in the second half.

**KENPOM.COM CORNER**

Adjusted Efficiency Margin		
Value	SEC	NCAA
+15.4	3rd	38th

Adjusted Offensive Efficiency		
Points scored per 100 possessions		
Value	SEC	NCAA
110.1	6th	38th

Adjusted Defensive Efficiency		
Points allowed per 100 possessions		
Value	SEC	NCAA
94.7	5th	60th

**A CLASS ABOVE THE REST**

» The 2020 senior class made history with a win vs. Vanderbilt. The class amassed its 88th win, setting a program record for most victories in a 4-year period at Auburn all-time.

**Most Wins in a 4-Year Period**

Seasons	Wins
<b>2016-17 to 2019-20</b>	<b>97</b>
1997-98 to 2000-01	87
2015-16 to 2018-19	85
1996-97 to 1999-2000	85
1998-99 to 2001-02	83

» The 2020 class is also shooting for the best 2-year and 3-year marks in program history, giving the class the best record in any time span ever at Auburn.

**Most Wins in a 3-Year Period**

Seasons	Wins
<b>2017-18 to 2019-20</b>	<b>80</b>
2016-17 to 2018-19	74
1998-99 to 2000-01	71
1997-98 to 1999-00	69
1983-84 to 1985-86	64

**Most Wins in a 2-Year Period**

Seasons	Wins
2017-18 & 2018-19	56
<b>2018-19 &amp; 2019-20</b>	<b>54</b>
1998-99 & 1999-2000	53

**CLASS OF THE SEC: MOST GRADUATES SINCE 2014**

When it comes to graduating players, nobody in the SEC has done it better than head coach Bruce Pearl and Auburn. Since 2014, the Tigers have had 23 student-athletes walk across the graduation stage and earn their degrees, which is the highest number in the SEC. Current senior Anfernee McLemore already has his degree in hand as he pursues a master's during the 2019-20 season.



**ONE OF THE NATION'S BEST**

» Auburn has won at the 11th-best rate in all of college basketball over the last two-plus seasons. The Tigers are one of 12 programs in the country to amass at least 75 wins over the last two-plus seasons with three straight 20-win campaigns up until this point (through games played Feb. 27).

Team	'17-18	'18-19	'19-20	Total	Pct.
Gonzaga	32-5	33-4	28-2	93-11	.894
Virginia	31-3	35-3	20-7	86-13	.869
NMSU	28-6	30-5	23-6	81-17	.827
Duke	29-8	32-6	23-5	84-19	.816
Houston	27-8	33-4	21-7	81-19	.810
Villanova	36-4	26-10	22-6	84-20	.808
Murray State	26-6	28-5	21-8	75-19	.798
Kansas	31-8	26-10	25-3	82-21	.796
Michigan St.	30-5	32-7	19-9	81-21	.794
Cincinnati	31-5	28-7	18-9	77-21	.786
<b>Auburn</b>	<b>26-8</b>	<b>30-10</b>	<b>23-4</b>	<b>80-22</b>	<b>.784</b>
UNCG	27-8	29-7	23-7	79-22	.782
Vermont	27-8	27-7	22-7	76-22	.776
Kentucky	26-11	30-7	23-5	79-23	.775
Buffalo	27-9	32-4	18-10	77-23	.770

**CLASS OF THE SEC**

» In the last two-plus seasons, no team in the SEC has won more than Auburn as the Tigers are one of just three programs to amass 70 wins as of games completed through Feb. 24. Listed below are the records of all 14 SEC teams from the 2017-18 season until now.

Team	'17-18	'18-19	'19-20	Total
<b>Auburn</b>	<b>26-8</b>	<b>30-10</b>	<b>24-4</b>	<b>80-22</b>
Kentucky	26-11	30-7	23-5	79-23
Tennessee	26-9	31-6	15-13	72-28
Miss. State	25-12	23-11	18-10	66-33
LSU	18-15	28-7	19-9	65-31
Arkansas	23-12	18-16	18-10	59-38
Florida	21-13	20-16	18-10	59-39
Alabama	20-16	18-16	15-13	53-45
S. Carolina	17-16	16-16	17-11	50-43
Texas A&M	22-13	14-18	14-13	50-44
Missouri	20-13	15-17	14-14	49-44
Ole Miss	12-20	20-13	13-15	45-48
Georgia	18-15	11-21	14-14	43-50
Vanderbilt	12-20	9-23	9-19	30-62

**GAMEDAY EXPERIENCE: AUBURN ARENA**

Built at a cost of \$86 million, Auburn Arena seats 9,121 fans for basketball games. Auburn Arena replaced the old Beard-Eaves Memorial Coliseum as the home of Tiger basketball for the 2010-11 season. The furthest seat in Auburn Arena is just 43 feet away from the court. Two-thirds of the seats are less than 27 feet in elevation from courtside offering a home environment that is unrivaled.



**WELCOME TO THE JUNGLE**

» Known as one of the best homecourt environments in all of college basketball, Auburn has fed off of its consistently-packed crowds inside Auburn Arena, or as ESPN's Tom Hart has called it, "The Cathedral of Chaos."

» The Tigers are 16-0 this season at home and are riding a 19-game winning streak inside Auburn Arena. Auburn's active winning streak of 19 at home is the eighth-longest in country. The Tigers trail only Gonzaga (38), Prairie View A&M (24), South Dakota State (24), Florida State (22), Liberty (20), Murray State (20) and Oregon (20).

» Listed below are the biggest home winning streaks in program history:

Streak Began	Ended
36 Jan. 26, 1957	Jan. 7, 1961
30 Mar. 11, 1998	Mar. 1, 2000
<b>19 Feb. 20, 2019</b>	<b>?</b>
17 3rd game of 1926	15th game of 1927
15 Feb. 27, 1974	Jan. 10, 1976
13 Mar. 4, 2017	Feb. 7, 2018
12 Feb. 14, 2018	Jan. 19, 2019
10 Jan. 7, 1963	Feb. 3, 1964
10 Mar. 2, 2011	Jan. 11, 2012

» The 19-game winning streak is currently the longest in the SEC, ahead of Kentucky (14) and Mississippi State (seven).

» Including this season, Auburn is currently one of only four teams in the country to win at least 15 home games in each of the past three seasons: Gonzaga, Kentucky and Maryland.

» The Tigers own a 46-3 record at home since the beginning of the 2017-18 season.

**AUBURN ARENA SELLOUTS**

» Auburn posted its first sellout of the season vs. NC State and has done so 10 more times to bring its total to 39 in Auburn Arena history. The Tigers sold out the final three home non-conference games and then first two SEC contests, marking the first time in the building's history that it has been sold out for five straight games.

**AWARD CASE**

**Samir Doughty**  
Legends Classic All-Tournament Team

**J'Von McCormick**  
Mike Slive Invitational MVP  
SEC Player of the Week (Jan. 6)

**Anfernee McLemore**  
Senior CLASS Award Candidate

**Isaac Okoro**  
NBC Sports Player of the Week (Jan. 13)  
SEC Freshman of the Week (Nov. 18)  
SEC Freshman of the Week (Dec. 9)

**Austin Wiley**  
Preseason All-SEC Second Team (Coaches)  
Top 20 Breakout Players (Rothstein)  
Legends Classic MVP  
Legends Classic All-Tournament Team  
SEC Player of the Week (Dec. 2)

**Bruce Pearl**  
Naismith Coach of the Year Watch List

» Against LSU, Auburn sold out its eighth game of the season, breaking an Auburn Arena record for most sold-out games in the building's history, built in 2010. The Tigers have sold out 11 total games in 2019-20, including the last six.

» Of the 39 sellouts, 34 have come in the six seasons under head coach Bruce Pearl. Nineteen of the last 24 SEC games at Auburn Arena have been sold out.

**SAME OFFENSE, NEW FOCUS?**

» The Tigers have made a minor switch in philosophy to adjust to its new personnel. Auburn has attacked the basket at a higher rate and gotten better looks at the hoop. Here's where Auburn stands in its first 28 games from 2018-19 and 2019-20.

	2018-19	2019-20
PPG	80.4	78.3
FG-FGA	783-1742	732-1691
FG%	44.9%	43.3%
3FG-3FGA	310-826	219-728
3FG%	37.5%	30.1%
3FG Per Gm	11.1	7.8
FT-FTA	376-542	510-759
FT%	69.4%	67.2%
% of Off. from 2	42.0%	46.3%
% of Off. from 3	41.3%	30.0%
% of Off. from FT	16.7%	23.3%

» Although the Tigers haven't been bombing 3s this season as much as last, they are still third in the league with 7.8 makes from downtown per game, trailing only Alabama (11.0) and Vanderbilt (8.2). Last year, Auburn set an SEC record with 454 3s made, good for second in NCAA history, trailing only Villanova's 464 in 2017-18.

» Auburn has made the second-most free throws in the country (18.2 per game) and has gotten to the charity stripe the second-most frequently in the nation (27.1 per game). Through 28 games last season, the Tigers were 206th in free throws made (13.4 per game) and 184th in the NCAA in free throw attempts (19.4 per game).



**SOLID OFFENSE, BETTER DEFENSE**

» Auburn has been solid on offense, scoring 78.3 points per game this season. The Tigers have allowed 70.3 points per game defensively. The lowest mark under head coach Bruce Pearl is 68.8 in 2018-19.

» Listed below are seasons in which the Tigers have averaged scoring over 75 points per game, while also holding opponents to fewer than 70 points per game.

Year	AU	Opp
1958-59	77.3	59.9
1964-65	75.1	67.4
1998-99	81.2	61.6
2018-19	79.7	68.8

» In the four previous seasons the Tigers have accomplished the feat, Auburn touts a 91-29 record, including 47-17 in SEC play.

**GOT THE CLAMPS**

» The Tigers have made it frustrating for the opposition this season, holding 25 of 26 teams under their scoring average in regulation. Listed below are the scoring averages and what Auburn allowed in the matchup.

Team	Avg.	Scored	Diff.
Ga. Southern	82.6*	74	-8.6
Davidson	70.9*	66	-4.9
South Alabama	78.5	69	-9.5
CSUN	73.0	70	-3.0
Colgate	67.3	62	-5.3
New Mexico	85.5	59	-26.5
Richmond	86.4	65	-21.4
Furman	78.2	66 ^	-12.2
Saint Louis	73.8	61	-12.8
NC State	82.5	73	-9.5
Lehigh	67.8	51	-16.8
Lipscomb	72.7	59	-13.7
Mississippi State	73.7	68	-5.7
Vanderbilt	79.2	79	-0.2
Georgia	80.0	60	-20.0
Alabama	82.3	82	-0.3
Florida	73.8	69	-4.9
South Carolina	69.9	67	-2.9
Iowa State	76.2	76	-0.2
Ole Miss	68.1	66 #	-2.1
Kentucky	75.4	66	-9.4
Arkansas	74.6	69 &	-5.6
LSU	80.2	74 +	-6.2
Alabama	82.6	81 =	-1.6
Missouri	66.5	85	+18.5
Georgia	75.8	65	-10.8
Tennessee	66.8	66	-0.8
Ole Miss	69.7	58	-11.7

(\* 2018-19 avg.)

^ - scored 78 total after overtime

# - scored 82 total after two overtimes

& - scored 76 total after overtime

+ - scored 90 total after overtime

= - scored 91 total after overtime

» Auburn has held five opponents to their season-low scoring output at the time of the matchup.

**PEARL COACHES IN 200TH GAME AT AU**

» Against Ole Miss Tuesday night, head coach Bruce Pearl coached his 200th game at Auburn. Below are the best records through 200 games in Auburn history:

Head Coach	Years	Record
Cliff Ellis	1994-2000	128-72
<b>Bruce Pearl</b>	<b>2014-P</b>	<b>124-78</b>
Joel Eaves	1949-1958	122-78
Bill Lynn	1963-1971	113-87
Sonny Smith	1978-1985	101-99

**80-PIECE**

» In Auburn's win vs. Alabama, the Tigers scored at least 80 points for the 14th time this season. Below are the highest number of 80-point games by Auburn coaches all-time:

Head Coach	Years	Games
Sonny Smith	1978-89	89
Cliff Ellis	1994-2004	89
Bill Lynn	1963-73	87
<b>Bruce Pearl</b>	<b>2014-P</b>	<b>85</b>
Joel Eaves	1949-63	72
Tommy Joe Eagles	1989-94	72

**PEARL RISING IN SEC RECORD BOOK**

» Through his tenures as head coach at two SEC schools - Auburn and Tennessee - Bruce Pearl has won a ton of games. Below is where he stands in the SEC coaching ranks all-time:

**By Victories (SEC Schools Only)**

12.	Ray Mears	UT	278
	Roy Skinner	VU	278
14.	<b>Bruce Pearl</b>	<b>AU/UT</b>	<b>270</b>
15.	Wimp Sanderson	UA	265
	John Mauer	UK/UT/UF	265
17.	Hank Crisp	UA	264
18.	Nolan Richardson	AR	249

**SEC Regular Season Games**

15.	Joel Eaves	AU	124
16.	Rick Stansbury	MS	122
17.	<b>Bruce Pearl</b>	<b>AU/UT</b>	<b>116</b>
18.	Hank Crisp	UA	112
19.	Don DeVoe	UT/UF	110
20.	Nolan Richardson	AR	109

**MILESTONE WATCH**

» Auburn has a few players that are within reach of achieving personal milestones during the 2019-20 season.

Player	Milestone	Has	Needs
Samir Doughty	400 Reb	377	23
	300 FTM	267	33
Jamal Johnson	100 3s	73	27
J'Von McCormick	500 Pts	491	9
	200 Ast	178	22
	200 Reb	150	50
Anfernee McLemore	900 Pts	844	56
	600 Reb	571	29
	200 Blk	186	14
Danjel Purifoy	750 Pts	668	82
	350 Reb	316	34
	150 3s	116	34
Austin Wiley	750 Pts	700	50
	500 Reb	487	13

**EVERYBODY EATS**

» In 15 of Auburn's 28 games, at least four players have scored in double figures. In total, nine different players have reached the 10-point plateau so far this season. During the 2018-19 season, the Tigers had four players score in double figures 19 times.

**TAKING AWAY OPTION A**

Auburn has put an increased emphasis on taking out the opposition's top scorer heading into the matchup. Listed below are the top scorers Auburn has faced as well as how it fared this season.

Opp.	Player	AVG	PTS	FG-A	TO
GSU	Jackson	14.8*	6	2-6	2
Davidson	Grady	17.3*	6	2-10	4
So. Ala.	Ajayi	21.5	15	6-10	2
CSUN	Gomez	22.0	23	8-23	1
Colgate	Ivanuskas	14.3	12	6-17	3
UNM	Lyle	19.8	2	1-10	3
Richmond	Francis	18.6	7	3-14	3
Furman	Lyons	14.8	11	4-15	2
Saint Louis	Goodwin	15.4	15	7-17	4
NC State	Bryce	15.9	21	7-15	2
Lehigh	Cohen	13.9	18	7-20	5
Lipscomb	Johnson	15.2	17	5-13	3
Miss. St.	Carter	15.4	4	1-11	1
Vanderbilt	Nesmith	23.4	18	7-14	1
Georgia	Edwards	18.7	18	6-15	3
Alabama	Petty Jr.	16.7	7	2-9	1
Florida	Blackshear	15.0	11	4-14	3
S Carolina	Lawson	13.8	11	4-8	3
Iowa State	Haliburton	15.9	12	4-7	2
Ole Miss	Tyree	18.9	8	2-8	2
Kentucky	Richards	14.4	7	3-8	0
Arkansas	Jones	19.8	40	12-24	4
LSU	Mays	15.3	30	8-16	1
Alabama	Lewis Jr.	17.4	10	3-13	1
Missouri	D. Smith	11.7	28	7-14	1
Georgia	Edwards	19.0	18	7-16	7
Tennessee	Bowden	13.0	28	9-12	2
Ole Miss	Tyree	20.6	16	3-19	3
Totals	28 players	16.9	15.0	140-386	2.4
				* 2018-19 avg.	(419) (.363) (66)

**ROAD WARRIORS**

» The Tigers have won eight games away from Auburn Arena so far in 2019-20. The eight wins are tied for the most in the SEC away from home with Kentucky and ahead of Florida (seven).

**TOP OF THE PACK**

» The Tigers have clinched the best marks in the SEC in both wins and winning percentage in non-league regular-season games over the last four seasons. Auburn is the only SEC team that has won at least 10 regular-season non-conference games in each of the last four seasons. The Tigers' 47 non-conference regular-season wins over the last four seasons are a school record in a 4-year span.

Team	'16-17	'17-18	'18-19	'19-20	Total
<b>Auburn</b>	<b>11-2</b>	<b>12-1</b>	<b>11-2</b>	<b>13-0</b>	<b>47-5</b>
Arkansas	11-2	11-2	9-4	12-1	43-9
Miss. State	9-3	12-1	12-1	9-4	42-9
Kentucky	10-3	11-2	11-2	10-3	42-10
Tennessee	8-5	10-2	12-1	8-5	38-13
Georgia	9-4	9-3	9-4	10-3	37-14
LSU	8-4	9-3	10-3	9-4	36-14
Alabama	7-5	9-4	9-4	8-5	34-17
Florida	10-3	9-4	8-5	8-5	35-17
Ole Miss	9-4	7-6	10-3	9-4	35-17
Texas A&M	8-4	11-2	7-5	6-6	32-17
Missouri	5-7	10-3	9-3	8-5	32-18
S. Carolina	10-3	9-4	5-8	8-5	32-20
Vanderbilt	7-6	6-7	9-4	8-5	30-22

» The Tigers have earned wins vs. notable opponents in Arizona, Dayton (twice), Davidson, Iowa State, Middle Tennessee, Murray State (twice), NC State, Oklahoma, TCU, Texas Tech, UConn (twice), Washington and Xavier (twice).

**HOT START**

» Auburn is off to one of the best starts in program history. With the win at Ole Miss, the Tigers improved to 18-2, matching the 2017-18 SEC championship team for the fourth-best 20-game start to a season in program history

Rank	Record	Year
1.	19-1	1927-28
	19-1	1958-59
	19-1	1998-99
<b>4.</b>	<b>18-2</b>	<b>2019-20</b>
	18-2	2017-18

**GETTING NETTY**

» Auburn appeared at No. 7 in the NCAA's first release of the NET this season. It previously tied for the highest rating achieved by the Tigers, matching the NET on Dec. 8, 2018. Auburn has since achieved its highest NET ranking at No. 5 on Dec. 30. The Tigers currently stand at No. 27.

» Auburn has appeared in the top 30 of the NET every day since Jan. 29 of last season. The Tigers are the only team in the SEC to be inside the top 30 in every NET ranking since Feb. 2 of last season.

» The Tigers are 13-4 against Quadrant I & II opponents. The 13 wins are tied with Butler, Maryland and Penn State as the sixth-most in the country, trailing only Kansas (19), Baylor (15), Seton Hall (15), Creighton (14) and Villanova (14).

**ON THE RISE**

» Auburn earned its first top-5 ranking since Jan. 17, 2000 when it appeared at No. 5 in the AP poll on Jan. 6.

» It is just the fifth season the program has been ranked in the top five in its history (1958-59, 1986-87, 1998-99, 1999-2000, 2019-20).

» The last time the Tigers were ranked as high as No. 4 was when they were in that spot four consecutive weeks from Dec. 27, 1999-Jan. 17, 2000. The highest ranking achieved by Auburn is No. 2 on Nov. 22, 1999.

» Coach Pearl is no stranger to being ranked inside the top five. His teams have achieved the benchmark in 10 of his 25 seasons as a head coach. Pearl and Southern Indiana were ranked in the top five every season from 1994-2001 reaching as high as No. 1 in 1995 and between 1997-99. Pearl's 2007 Tennessee team also reached No. 1.

**ICE OKORO**

» After hitting the game-winning shot at South Alabama with 2.9 seconds left, Isaac Okoro earned the nickname "Ice." In that same game at South Alabama, he became the only Auburn player in the last 15 years with a stat line of 15 points, six rebounds, six assists, two steals and two blocks in a game.

**NEW BLOODS VS. BLUE BLOODS**

	'17-18	'18-19	'19-20	Overall	Trophies	Conf. Titles	Tourn. Titles	vs. AU
<b>Auburn</b>	26-8	30-10	24-4	80-22	4	1	1	-
<b>Kentucky</b>	26-11	30-7	23-5	79-23	3	0	1	2-3
<b>Kansas</b>	31-8	26-10	25-3	82-21	5	1	1	0-1
<b>North Carolina</b>	26-11	29-7	11-17	64-35	1	1	0	0-1
<b>Duke</b>	29-8	32-6	23-5	84-19	3	0	1	1-0
<b>Michigan State</b>	30-5	32-7	19-9	81-21	6	2	1	0-0

*Trophies, titles and vs. AU since 2017-18*

» After missing the previous three games due to injury, Okoro returned to the court vs. Ole Miss. He ranks second on the team in scoring (13.0) and field goal percentage (.518) and third in steals (25) and blocks (24).

» Okoro is one of just seven freshmen in the SEC to average double figures overall.

School	Player	PPG
Georgia	Anthony Edwards	19.5
Alabama	Jaden Shackelford	14.9
Kentucky	Tyrese Maxey	13.9
LSU	Trendon Watford	13.9
<b>Auburn</b>	<b>Isaac Okoro</b>	<b>13.0</b>
S. Carolina	Jermaine Couisnard	12.2
Vanderbilt	Scotty Pippen Jr.	11.5

» The Powder Springs, Ga. native scored in figures in the first six games of his career, becoming just the second freshman since 1990 to accomplish the feat and the first since Mustapha Heron in 2016. The previous record holder was All-American Wesley Person, who did it in his first 14 games. Okoro has scored in double figures in 18 of 25 games to begin his career.

» Okoro's 51.3 field goal percentage ranks 10th in the country among freshmen. Of the top-shooting freshmen, Okoro is the only one to have made at least 15 3s (17-of-60).

Player	FG-FGA	FG%
Onyeka Okongwu (USC)	164-266	61.7
Mahamadou Diawara (Stetson)	149-250	59.6
D.J. Burns Jr. (Winthrop)	159-271	58.7
Vernon Carey (Duke)	181-314	57.6
Zeke Nnaji (Arizona)	157-273	57.5
Trayce Jackson-Davis (Indiana)	139-242	57.4
Isaiah Stewart (Washington)	168-299	56.2
Joe Pridgen (Holy Cross)	195-348	56.0
Kofi Cockburn (Illinois)	140-265	52.8
Amari Davis (Green Bay)	192-371	51.8
<b>Isaac Okoro (Auburn)</b>	<b>116-224</b>	<b>51.8</b>

» Okoro was named SEC Freshman of the Week after Nov. 18 as well as Dec. 9. He is the fourth freshman in program history to earn the weekly recognition twice in a season, joining Jared Harper (2016-17), Aaron Swinson (1991-92) and Wesley Person (1990-91).

» He is one of just five players in the country to have their high school jersey retired, joining Jordan Bowden (Tennessee), Landers Nolley II (Virginia Tech), Reggie Perry (Mississippi State) and Joe Quintana (LMU).

**LEAVE NO DOUGHT(Y)**

» After being a secondary scoring option last season, Samir Doughty has asserted himself as the top option in 2019-20. He's averaging a team-best 16.1 points per game. Last season, Doughty had an average of 7.3 points per game.

**Most Improved Players in the SEC**

Player	'18-19	'19-20	Diff.
Immanuel Quickley (UK)	5.2	16.2	+11.0
Nick Richards (UK)	4.0	13.9	+9.9
John Fulkerson (UT)	3.1	12.8	+9.7
<b>Samir Doughty (AU)</b>	<b>7.3</b>	<b>16.1</b>	<b>+8.8</b>
Yves Pons (UT)	2.2	11.0	+8.8
Darius Days (LSU)	5.3	11.9	+6.6

» Doughty is averaging 18.5 points per game over his last 11 games, all of which have been in double figures, pouring in strong efforts against Kentucky (23), Arkansas (23), LSU (26) and Tennessee (22).

» Doughty has nine 20-point games in the first 28 games this season, after the senior entered the season with just two 20-point efforts in 75 career games.

» In Auburn's win at South Alabama, Doughty scored 10 points and tied a career-high with 10 rebounds. It was his second career double-double and first as a member of the Auburn Tigers. The Philadelphia, Pa. native had 10 points and 10 assists against Saint Joe's while suiting up for VCU on Feb. 14, 2017. Doughty's 10 rebounds matched his output vs. Dayton on Dec. 8, 2018.

» Doughty followed up that performance with a career-high 33 points on 10-of-15 from the floor, including 6-of-8 from deep, in the Tigers' 116-70 triumph over CSUN. He also chimed in with eight boards and three assists.

» In Auburn's win vs. Colgate, Doughty had a team-best 20 points on 7-of-13 shooting. In that game, Doughty produced a crossover, step-back 3-pointer that sent his defender flying and earned him the No. 1 spot on the Sportscenter Top 10 for Nov. 18.

» The senior was named to the Legends Classic All-Tournament Team after scoring 19 points against New Mexico and 22 vs. Richmond, both team-highs.

» Doughty had 23 points vs. Kentucky to elevate the Tigers in the top-20 battle. He went 14-of-15 from the charity stripe to highlight his outing. In the first half, Doughty nearly had half of Auburn's points (34) when he touted 16 on 4-of-6 shooting and 7-of-7 from the foul line.

» In the two come-from-behind overtime wins at Arkansas and vs. LSU, Doughty chimed in with 23 and 26 points, respectively, while battling sickness that allowed him to practice just once during the week.

**THE BIG MAN IS HUNGRY**

» Austin Wiley is as healthy as he's ever been and it's showing. The senior has scored in double figures in 18 of 28 games and has double-digit rebounds 13 times so far this season. Wiley has 12 double-doubles this season after entering the season with just two in his career.

» Over the last 11 games, Wiley has pulled down 105 rebounds (9.6 per game), which is the most in the SEC in that span ahead of Mississippi State's Reggie Perry (104, 9.5 per game) and Kentucky's Nick Richards (90, 8.2 per game).

» The Hoover, Ala. native has recorded five double-doubles in the last eight games, including three straight in vs. LSU, Alabama and Missouri. He is the first Auburn player to have three straight double-doubles since Cinmeon Bowers in 2016.

» Where Wiley has shown the most progress is at the charity stripe. Coming into the season as a 52.5 percent free throw shooter, the senior is 110-of-162 from the charity stripe (67.9 percent).

» Wiley draws 7.3 fouls per 40 minutes, the ninth-most of any player in the country, trailing only Lamine Diane of CSUN (8.2), Mason Jones of Arkansas (8.1), Vernon Carey of Duke (7.8), Filip Petrusev of Gonzaga (7.7), Pape Diop of South-eastern Louisiana (7.7), Markus Howard of Marquette (7.6), Isaiah Bailey of Bethune Cookman (7.5) and Darius Williams of Prairie View A&M (7.5).

» He was named the SEC Player of the Week on Dec. 2 - the first in his career - after averaging 16 points and 10.5 rebounds per game en route to being named the MVP at the Legends Classic. He became the fourth center in program history to earn the weekly award, joining Mamadou N'diaye (1999), Aaron Swinson (1994) and Jeff Moore (1987).

**WE'VE GOT J'VON**

» While replacing Jared Harper's name in the popular song "We've Got Jared" to "We've Got J'Von" is easy, the replacement of Jared on the court was going to be a challenge heading into the 2019-20 season.

» McCormick has stepped in and already made a huge impact. The senior is second in the league with a 1.89 assist-turnover ratio and fifth with 4.5 assists per game, highlighted by a single-game program record of 16 vs. CSUN.

» The previous record of 15 was held by Eddie Johnson vs. LSU on Jan. 3, 1976. Former floor general Jared Harper was next in line with 14 assists vs. Vanderbilt on Feb. 3, 2018.

» McCormick's 16 assists are tied for the ninth-most in SEC single-game history and are the most by any player in the league since Phil Pressley (Missouri) had 19 dimes in 2013.

» McCormick's 16 assists are tied for the second-most by any player in the country this season, tying Cameron Parker (Sacred Heart), who also owns the top spot with 24.

» McCormick is one of only three players in the SEC to average 11 points, four rebounds and four assists per game, along with Kentucky's Ashton Hagans and Alabama's Kira Lewis Jr.

» The New Orleans, La. native was named the SEC Player of the Week on Jan. 6 after scoring 28 points in a win at Mississippi State. It was the most points by an Auburn player in a road SEC win since since KT Harrell dropped 28 at LSU Feb. 5, 2015.

» Against LSU, McCormick almost made history when he produced a stat line of 26 points, nine assists and nine rebounds. He nearly became the second player in program history to accomplish a triple-double, joining Kenny Gabriel vs. Bethune-Cookman on Jan. 2, 2012 when he had 24 points, 13 rebounds and 10 blocks.

» Over the last four road games, McCormick is averaging 17.8 points and 4.0 rebounds per game.

**RETURN TO SENDER**

» After setting a program record with 190 blocks last season, the Tigers have had four of the program's top-11 single-season block totals during Bruce Pearl's five seasons on the Plains.

» A big key to that has been the brick wall of Anfernee McLemore, who is inside the top five in program history in career blocks.

**All-Time Blocks Leaders (Auburn)**

1. Kyle Davis \_\_\_\_\_ 2000-04 \_\_\_\_\_ 360
2. Mamadou N'diaye \_\_\_\_\_ 1996-2000 \_\_\_\_\_ 241
3. **Anfernee McLemore \_\_\_\_\_ 2016-P \_\_\_\_\_ 186**
4. Horace Spencer \_\_\_\_\_ 2015-19 \_\_\_\_\_ 170
5. Korvotney Barber \_\_\_\_\_ 2005-09 \_\_\_\_\_ 155
6. Charles Barkley \_\_\_\_\_ 1981-84 \_\_\_\_\_ 145
7. Chris Morris \_\_\_\_\_ 1984-88 \_\_\_\_\_ 141
8. Pat Burke \_\_\_\_\_ 1993-97 \_\_\_\_\_ 133
9. Asaunh Dixon-Tatum \_\_\_\_\_ 2012-14 \_\_\_\_\_ 108
10. Kenny Gabriel \_\_\_\_\_ 2009-12 \_\_\_\_\_ 105

» McLemore also ranks highly in the country in career active blocks leaders.

**Active Career Blocks Leaders**

1. Josh Nebo \_\_\_\_\_ Texas A&M \_\_\_\_\_ 266
2. Mike Watkins \_\_\_\_\_ Penn St. \_\_\_\_\_ 263
- Hayden Koval \_\_\_\_\_ Central Ark. \_\_\_\_\_ 263
4. Osasumwen Osaghae \_\_\_\_\_ FIU \_\_\_\_\_ 235
5. Nathan Knight \_\_\_\_\_ William & Mary \_\_\_\_\_ 218
6. James Dickey \_\_\_\_\_ UNCG \_\_\_\_\_ 217
7. Matt Haarms \_\_\_\_\_ Purdue \_\_\_\_\_ 203
8. Kylor Kelley \_\_\_\_\_ Oregon St. \_\_\_\_\_ 199
9. James Banks III \_\_\_\_\_ Georgia Tech \_\_\_\_\_ 195
10. Wajid Aminu \_\_\_\_\_ North Florida \_\_\_\_\_ 194
11. Joshua Patton \_\_\_\_\_ Sacramento St. \_\_\_\_\_ 193
- Hasahn French \_\_\_\_\_ Saint Louis \_\_\_\_\_ 193
- Luke Knapke \_\_\_\_\_ Toledo \_\_\_\_\_ 193
14. AJ Brodeur \_\_\_\_\_ Penn \_\_\_\_\_ 189
15. **Anfernee McLemore \_\_\_\_\_ Auburn \_\_\_\_\_ 186**

**2019-20 DOUBLE-DOUBLES**

**Austin Wiley (12)**

- 13 pts, 10 reb vs. Colgate (Nov. 18)
- 14 pts, 13 reb vs. New Mexico (Nov. 25)
- 13 pts, 12 reb vs. Furman (Dec. 5)
- 14 pts, 15 reb vs. Lehigh (Dec. 21)
- 10 pts, 11 reb vs. Lipscomb (Dec. 29)
- 13 pts, 12 reb vs. Vanderbilt (Jan. 8)
- 10 pts, 13 reb at Alabama (Jan. 15)
- 12 pts, 10 reb vs. Kentucky (Feb. 1)
- 10 pts, 13 reb vs. LSU (Feb. 8)
- 18 pts, 17 reb vs. Alabama (Feb. 12)
- 22 pts, 10 reb at Missouri (Feb. 15)
- 15 pts, 11 reb vs. Ole Miss (Feb. 25)

**Samir Doughty (1)**

- 10 pts, 10 reb at South Alabama (Nov. 12)

**Anfernee McLemore (1)**

- 11 pts, 10 reb at Arkansas (Feb. 4)

**2019-20 TEAM LEADERS**

Led Auburn in Scoring	Overall	SEC
Samir Doughty	13	5
Isaac Okoro	7	3
J'Von McCormick	4	2
Austin Wiley	2	2
Danjel Purifoy	2	1
Devan Cambridge	1	1
Anfernee McLemore	1	1

Led Auburn in Rebounds	Overall	SEC
Austin Wiley	23	12
Danjel Purifoy	3	2
Isaac Okoro	2	2
Samir Doughty	2	1
Anfernee McLemore	1	1

Led Auburn in Assists	Overall	SEC
J'Von McCormick	18	8
Samir Doughty	9	6
Isaac Okoro	4	3
Danjel Purifoy	2	2

Led Auburn in Steals	Overall	SEC
Isaac Okoro	11	7
J'Von McCormick	8	6
Samir Doughty	7	2
Danjel Purifoy	6	4
Anfernee McLemore	5	2
Allen Flanigan	3	3
Devan Cambridge	3	2
Jamal Johnson	1	1
Jaylin Williams	1	1
Tyrell Jones	1	0
Austin Wiley	1	0

Led Auburn in Blocks	Overall	SEC
Austin Wiley	14	9
Anfernee McLemore	8	2
Isaac Okoro	7	5
Devan Cambridge	3	3
Danjel Purifoy	2	1
Babtunde Akingbola	2	0
J'Von McCormick	1	1
Jaylin Williams	1	1

Led Auburn in FT Made	Overall	SEC
Samir Doughty	17	8
Austin Wiley	10	5
Isaac Okoro	5	2
J'Von McCormick	3	3
Danjel Purifoy	3	1
Anfernee McLemore	1	0

## SEC STANDINGS

	SEC	Pct.	H	A	Overall	Pct.	H	A	N	Strk
Kentucky	13-2	.867	7-0	6-2	23-5	.821	15-1	7-2	1-2	W7
Auburn	11-4	.733	8-0	3-4	24-4	.857	16-0	4-4	4-0	W2
Florida	10-5	.667	7-1	3-4	18-10	.643	11-3	3-6	4-1	W1
LSU	10-5	.667	6-1	4-4	19-9	.679	13-2	5-5	1-2	L1
Mississippi State	9-6	.600	7-1	2-5	18-10	.643	13-2	3-6	2-2	W1
South Carolina	9-6	.600	6-2	3-4	17-11	.607	11-5	6-4	0-2	W1
Texas A&M	8-7	.533	4-4	4-3	14-13	.519	10-6	4-3	0-4	L1
Tennessee	7-8	.467	4-3	3-5	15-13	.536	10-5	3-7	2-1	L2
Alabama	7-8	.467	4-3	3-5	15-13	.536	9-4	4-7	2-2	L1
Missouri	6-9	.400	5-2	1-7	14-14	.500	11-3	2-9	1-2	W1
Arkansas	6-9	.400	4-4	2-5	18-10	.643	14-4	4-6	0-0	W2
Ole Miss	4-11	.267	3-4	1-7	13-15	.464	10-5	1-9	2-1	L4
Georgia	4-11	.267	3-4	1-7	14-14	.500	11-4	2-8	1-2	L1
Vanderbilt	1-14	.067	1-7	0-7	9-19	.321	9-10	0-8	0-1	L6

### PEARL COACHES 100TH SEC GAME AT AU

» Auburn head coach Bruce Pearl coached his 100th SEC game in charge of the Tigers vs. LSU Saturday. Listed below are the coaches with the most SEC wins in program history:

Coach	Seasons	Games	Record
Joel Eaves	1949-63	199	124-75
Sonny Smith	1978-89	198	84-114
Bill Lynn	1963-73	172	84-88
Cliff Ellis	1994-2004	160	73-87
Shug Jordan	1933-42, 45-46	117	61-56
<b>Bruce Pearl</b>	<b>2014-P</b>	<b>105</b>	<b>51-54</b>

» In Pearl's first three seasons at Auburn, the Tigers had a 16-38 record in SEC play. Over the last three years, including 2019-20, Auburn is 35-16 during league action.

### RPI IMPROVEMENT

» In the four seasons before 2014-15, the Tigers held an average final RPI of 202. Since that point, Auburn has averaged a final RPI of 80.8. Here are the final RPI/NET rankings in the last nine seasons.

2010-11	253	
2011-12	145	
2012-13	250	
2013-14	160	
2014-15	132	(Under Coach Pearl)
2015-16	160	(Under Coach Pearl)
2016-17	82	(Under Coach Pearl)
2017-18	16	(Under Coach Pearl)
2018-19	14	(Under Coach Pearl)

### DROUGHT BUSTERS

» Under head coach Bruce Pearl, Auburn has snapped a significant streak held by nearly every team in the SEC.

Team	Streak	Ended
UA	L, 7 at Alabama	W, 82-77 (2/4/17)
ARK	L, 8 overall	W, 90-86 (2/17/16)
UF	L, 11, 21 of 22 overall	W, 76-62 (2/5/19)
UGA	L, 6 of 7 at Georgia	W, 69-68 (2/14/15)
UK	L, 18, 32 of 33 overall	W, 75-70 (1/16/16)
MSU	L, 6 at Miss. St.	W, 76-68 (1/13/18)
MIS	L, 3 at Missouri	W, 77-72 (1/10/17)
OM	L, 8 at Ole Miss	W, 79-70 (1/30/18)
UT	L, 10 at Tennessee	W, 94-84 (1/2/18)
VU	L, 13 overall	W, 93-81 (2/3/18)

### PEARL WINS HIS 100TH GAME AT AUBURN

» Auburn's win over Kentucky in the Elite Eight was Bruce Pearl's 100th win in his 171st game as Auburn's head coach. Pearl is the first head coach in Auburn history to win 100 games in his first five seasons. This includes a 5-3 mark in the NCAA Tournament as Pearl matches Cliff Ellis (5-3) for the second-most NCAA Tournament wins by a head coach in Auburn history. Pearl and Ellis only trail Sonny Smith, who led the Tigers to a 7-5 record in five straight NCAA Tournament appearances from 1984-88.

» With a win at Vanderbilt on Feb. 16, Coach Pearl picked up his 100th SEC win. Pearl became the 23rd coach in conference history to amass 100 victories and just the fifth to accomplish the feat while coaching two schools.

» The other coaches to have 100 SEC wins while leading two programs include C.M. Newton (195, Alabama and Vanderbilt), Tubby Smith (139, Georgia and Kentucky), Don DeVoe (110, Tennessee and Florida) and John Mauer (103, Tennessee and Florida).

» Coach Pearl is one of just two active coaches to tally 100 conference wins in the league, joining Kentucky head coach John Calipari.

### LET IT FLY

» As Coach Pearl has said, "As long as the 3 is worth more than the 2, we'll continue to take them." Below are all the games Auburn has hit at least 15 3-pointers as a team.

### All-Time Games with 15+ 3-pointers

3s	Opponent	Date
21	Coastal Carolina	Dec. 15, 2016
<b>18</b>	<b>LSU</b>	<b>Feb. 8, 2020</b>
18	South Alabama	Nov. 6, 2018
18	Temple	Nov. 19, 2004
<b>17</b>	<b>CSUN</b>	<b>Nov. 15, 2019</b>
17	North Carolina	March 29, 2019
17	Arkansas	Feb. 20, 2019
17	Vanderbilt	Feb. 3, 2018
17	Northwestern State	Nov. 27, 2015
16	LSU	Feb. 9, 2019
16	Missouri	Jan. 30, 2019
15	Tennessee	March 17, 2019
15	Saint Peter's	Nov. 28, 2018
15	Alabama	Feb. 4, 2017
15	Arkansas	Feb. 17, 2016
15	Nicholls State	Nov. 24, 2004
15	Arkansas	Jan. 6, 1996
15	West Florida	Dec. 12, 1994

### OKORO ON DRAFT BOARDS

» In the latest 2020 NBA Mock Draft on SI.com and ESPN.com, freshman Isaac Okoro was projected to be picked 3rd overall.

» "In the eyes of the NBA, Okoro has successfully reframed himself as a far more impressive prospect than his ranking out of high school would have indicated. Arguably no prospect has done more for himself this season, and he has looked like the top perimeter defender in college basketball while also showcasing a mature, developing floor game. Okoro's terrific build, top-flight defensive instincts and penchant for being in the right place at the right time make it a tempting proposition to draft him early and invest time and resources to help him improve his shot. There aren't a ton of great wing players in this draft, period, and Okoro is pretty clearly the most appealing one." - Jeremy Woo

» "He is one of the most gifted athletes in this class. He has a shredded, 225-pound frame that makes it impossible to dislodge him on straight line drives. He also has outstanding feet getting over the top of screens or mirroring opponents in one-on-one situations. His 6-foot-10 wingspan should allow him to see time guarding power forwards in smaller lineups, but he's at his best right now smothering point guards. Seven games into the season, there's little doubt that Okoro has established himself as one of the best defenders in college basketball." - Jonathan Givony

» The Athletic tabs Okoro to go 8th overall.

» "This dude is the ultimate winner. He makes all of the little plays across the court, including playing great defense both on ball and in a team construct. In fact, I legitimately think he's one of the best defenders across college hoops despite only being 18 years old. The fact that Auburn has won a lot of close games this year isn't an accident. They get timely scoring from some of their older guards, and Okoro helps them manufacture points through effort, athleticism, and an incredibly high feel for the game." - Sam Veceniev

### MAKE ROOM IN THE TROPHY CASE

» Since the 2017-18 season, Auburn has won four trophies: 2018 SEC title, 2019 SEC Tournament crown, 2019 NCAA Midwest Regional championship and the 2019 Legends Classic.

» The Tigers lead the SEC in trophies in the last two-plus seasons. As a whole, the league has amassed 11 trophies through league championships, conference tournament championships, NCAA regional championships and in-season tournament championships. Auburn has four and Kentucky has three, while Florida, LSU, Tennessee and Texas A&M have all won one.

### EARLY BRACKETOLOGY

» When the men's basketball committee unveiled its top 16 teams on Feb. 8, the Auburn Tigers were shown as the No. 13 overall seed and the top No. 4 seed. The committee placed Auburn in the South region along with Baylor (1), Louisville (2) and Seton Hall (3).

**TIGERS PERFECT VS. NON-CON AT HOME**

» Auburn has posted a 29-0 home record against non-conference opponents over the last three-plus seasons, including an 8-0 mark last season, 7-0 in 2017-18 and 6-0 in 2016-17.

» During Bruce Pearl's five years as Auburn's head coach, the Tigers have posted a 40-3 (.930) mark against non-conference opponents at Auburn Arena.

**THE SCHEDULE**

» Auburn has put together another top schedule to get the Tigers ready for the second half of the season. Auburn has won more games than any team in the SEC ranked in the KenPom top 100 and is tied for the most top-100 victories away from home.

Team	Top-100 Wins	Away From Home
<b>Auburn</b>	<b>16</b>	<b>6</b>
Kentucky	13	6
LSU	11	5
Florida	9	3
Arkansas	8	4
South Carolina	7	4
Alabama	7	2
Mississippi State	7	2
Texas A&M	6	2
Missouri	6	1
Tennessee	5	3
Ole Miss	5	2
Georgia	5	1
Vanderbilt	2	0

*(as of games completed Feb. 27)*

**HIGH-QUALITY OPPONENTS**

» Auburn has played seven opponents picked to finish in the top three of its league. The Tigers were the only team in the SEC to play seven top-3 projected finishers in their first eight games of the season.

» Auburn played Georgia Southern (third), Davidson (second), South Alabama (first), CSUN (third), Colgate (first) New Mexico (third) and Furman (third).

**WHAT'S RETURNING?**

» Auburn returns just two starters from last season's Final Four and SEC Tournament championship winning team in Samir Doughty and Anfernee McLemore.

» The Tigers return just 32 percent of their 3,188 points from a season ago. Auburn lost five of its top eight scorers, including its top three from last year's team.

**ROSTER NUGGETS**

» Auburn boasts a unique roster heading into the 2019-20 season. The Tigers have seven seniors, zero juniors, five sophomores and eight freshmen.

» Auburn's eight newcomers is tied with Florida for second-most in the SEC behind Georgia's 10. It is the second-most newcomers Bruce Pearl has had at Auburn, trailing only 10 in 2016-17.

» Auburn has 10 players who are 6-foot-6 or taller, which is the most Coach Pearl has had at Auburn and tied for the most he's ever had (10 in 2010-11 at Tennessee).

» Auburn is one of just two programs to have two sets of father-son combinations on its roster: Head coach Bruce Pearl and assistant coach Steven Pearl, as well as assistant coach Wes Flanigan and freshman Allen Flanigan. Utah's combinations include head coach Larry Krystkowiak and freshman Luc Krystkowiak, as well as director of operations Chris Jones and freshman Rylan Jones.

**FAST STARTS**

» Below are the biggest runs to begin a game this season.

Team	Run	Time Elapsed
Davidson	12-2	4:57
CSUN	11-0	2:32
Colgate	15-2	3:27
Iowa State	12-6	4:32
Alabama	16-0	4:22

**AUBURN TO PLAY IN ORLANDO IN 2020**

» Auburn is slated to take part in the 2020 Orlando Invitational Nov. 26-29 next season at HP Field House at ESPN Wide World of Sports near Orlando, Fla.

» The Tigers are joined in the eight-team field by Belmont, Boise State, Gonzaga, Michigan State, Saint Louis, Siena and Xavier.

» It will be Auburn's first appearance in the annual tournament. The Tigers are 5-2 all-time in Orlando, which includes a tournament title at the 1985 Red Lobster Classic.

**COOPER NAMED ALL-AMERICAN**

» Auburn signee Sharife Cooper was named a 2020 McDonald's All-American. The 5-star point guard is just the third signee in program history to be named a McDonald's All-American, joining Korvotney Barber (2005) and Frank Ford (1983).

» Cooper, who plays at McEachern High School in Powder Springs, Ga., is the reigning USA Today National Player of the Year, is one of 10 semifinalists for the 2020 Naismith High School Trophy.

**BURCHAM DEBUTS AS NEW VOICE**

» Andy Burcham has assumed his new role as Voice of the Auburn Tigers, taking the lead as the play-by-play radio broadcaster for the Auburn men's basketball, football and baseball programs. Burcham took over as Auburn's lead announcer this fall following the death in May of his best friend and baseball broadcast partner, Rod Bramblett.

» After calling Auburn women's basketball games for 31 seasons, Burcham made his debut as the primary men's basketball announcer in the season-opening win vs. Georgia Southern on Nov. 5 - what would have been Bramblett's 54th birthday.

» Over the years, Burcham handled play-by-play for a few men's basketball games when Bramblett was unavailable, most recently the season opener in 2013.

**MEET THE FUTURE**

Following the greatest season in Auburn basketball history that included a run to the Final Four and a Southeastern Conference Tournament title, head coach Bruce Pearl and Tigers signed three elite players during the 2019-20 early signing period.

"We signed three great kids who have all worked extremely hard to try to separate themselves from the competition - Justin Powell as an elite shooter, Sharife Cooper as a unique and special playmaker and scorer, and Chris Moore as a powerful, versatile mismatch."  
- Head Coach Bruce Pearl

**2020 Class**

Name	Pos.	Ht.	Hometown
Sharife Cooper	G	6-0	Powder Springs, GA
Chris Moore	F	6-6	West Memphis, AR
Justin Powell	G	6-5	Goshen, KY

- Consensus top-15 class: #9 (ESPN), #12 (247 Sports), #14 (Rivals)
- 3rd top-10 class signed in the early signing period all-time
- Auburn, Kentucky and LSU are the only 3 in the SEC to sign top-25 classes 5 times in the past 6 years

**Sharife Cooper  
G, 6-0, 160**

ESPN: 5 star, #17 overall, #2 PG, #2 in GA  
Rivals: 5 star, #16 overall, #4 in GA  
247 Sports: 5 star, #19 overall, #2 PG, #2 in GA

- Highest rated signee in program history
- Became 3rd Auburn signee all-time to be named a McDonald's All-American
- 2018-19 USA Today National Player of the Year
- Led McEachern HS to 32-0 record and a state title his junior year
- 28.6 points, 8.7 assists, 6.0 rebounds and 4.1 steals per game as a junior

**Chris Moore  
F, 6-6, 220**

ESPN: 3 star, #5 in AR  
Rivals: 4 star, #101 overall, #4 in AR  
247 Sports: 3 star, #126 overall, #4 in AR

- 17.2 points, 13.0 rebounds, 4.9 assists, 1.5 blocks 63% FG as a junior
- Led West Memphis HS to state semifinals
- 17.7 points, 6.1 rebounds, 1.3 assists, 1.1 blocks per game for Woodz Elite in Nike EYBL Circuit
- Led Woodz Elite to No. 1 national ranking

**Justin Powell  
G, 6-5, 180**

ESPN: 4 star, #82 overall, #1 in KY  
Rivals: 3 star  
247 Sports: 3 star, #153 overall, #2 in KY

- Wasn't ranked in September last year due to injury, rose all the way to #82 in 14 months
- 13.2 points per game with Indy Heat
- 50% FG, 55% 3-pt in Nike EYBL Circuit
- Last player signed out of KY was Daymeon Fishback

**STAT RANKINGS (AS OF 2/27)**

	Value	SEC	NCAA
Winning Pct.	.857	1st	9th
Scoring Offense	78.3	3rd	24th
Scoring Defense	70.3	10th	201st
Scoring Margin	+8.0	2nd	47th
Field Goal Pct.	.433	9th	202nd
Field Goal Pct. Def.	.413	6th	81st
3-pt. FG Per Game	7.8	3rd	115th
3-pt. FG Pct.	.301	12th	319th
3-pt. FG Pct. Def.	.326	12th	155th
Free Throw Pct.	.672	13th	288th
Free Throw Made	510	1st	2nd
Free Throws Att.	759	1st	2nd
Rebounds	41.1	1st	5th
Rebound Margin	+5.6	3rd	32nd
Off. Rebounds	13.8	1st	7th
Def. Rebounds	27.4	4th	61st
Assists	12.8	9th	204th
Assist/Turnover	0.99	4th	169th
Turnover Margin	+1.0	6th	118th
Turnovers Forced	13.9	8th	145th
Blocks	4.9	4th	22nd
Steals	6.5	8th	169th

**INDIVIDUAL**

**Assists Per Game**

J'Von McCormick 4.5 5th 93rd

**Assist-to-Turnover Ratio**

J'Von McCormick 1.89 2nd 97th

**Blocks Per Game**

Austin Wiley 1.6 5th 77th

Anfernee McLemore 1.2 10th 157th

**Defensive Rebounds Per Game**

Austin Wiley 5.8 2nd 103rd

**Double Doubles**

Austin Wiley 12 2nd 31st

**Free Throws Attempts**

Samir Doughty 172 4th 36th

Austin Wiley 162 7th 60th

**Free Throws Made**

Samir Doughty 131 4th 31st

Austin Wiley 110 12th 110th

**Offensive Rebounds Per Game**

Austin Wiley 3.6 1st 19th

**Points Per Game**

Samir Doughty 16.1 9th 161st

**Rebounds Per Game**

Austin Wiley 9.4 2nd 43rd

**Total Assists**

J'Von McCormick 125 4th 85th

**Total Blocks**

Austin Wiley 44 5th 72nd

Anfernee McLemore 33 9th 145th

**Total Points**

Samir Doughty 452 7th 149th

**Total Rebounds**

Austin Wiley 262 2nd 42nd

**WINS/LOSSES**

Category	Wins	Losses
Scoring Offense	81.4	59.8
Scoring Defense	69.4	75.5
Scoring Margin	+12.0	-15.8
Field Goal Pct.	.449	.330
Field Goal Pct. Def.	.406	.459
3-pt. FG Per Game	8.5	4.0
3-pt. FG Pct.	.320	.170
3-pt. FG Pct. Def.	.321	.359
Free Throw Pct.	.676	.645
Free Throws Made	18.3	17.8
Opp. Free Throws Made	13.0	18.5
Rebounds	41.8	37.5
Rebound Margin	+6.8	-1.5
Off. Rebounds	14.0	12.8
Def. Rebounds	27.8	24.8
Assists	13.6	7.8
Assist/Turnover	1.1	0.6
Turnover Margin	+1.1	+0.0
Turnovers Forced	13.9	13.5
Steals	6.6	5.5
Blocks	5.2	3.3

**CURRENT STREAKS**

Overall	Won 2
vs. Unranked	Won 2
vs. Ranked	Won 2
Home	Won 19
vs. SEC	Won 11
vs. Non-SEC	Won 29
vs. Ranked	Won 3
vs. Unranked	Won 15
Road	Lost 2
vs. SEC	Lost 2
vs. Non-SEC	Won 1
vs. Ranked	Lost 3
vs. Unranked	Lost 2
Neutral	Won 4
vs. Ranked	Lost 1
vs. Unranked	Won 11

**CONSECUTIVE GAMES WITH A 3-POINTER**

Samir Doughty	3
Devan Cambridge	2

**CONSECUTIVE GAMES WITH 10+ POINTS**

Samir Doughty	11
Isaac Okoro	2

**AUBURN IN THE RANKINGS**

Date	AP	Coaches	NET
Preseason	24	23	-
Nov. 11	22	23	-
Nov. 18	19	18	-
Nov. 25	18	17	-
Dec. 2	14	13	-
Dec. 9	12	10	-
Dec. 16	12	9	7
Dec. 23	8	8	8
Dec. 30	8	7	5
Jan. 6	5	5	6
Jan. 13	4	4	6
Jan. 20	16	16	20
Jan. 27	17	16	20
Feb. 3	11	10	19
Feb. 10	11	11	15
Feb. 17	13	12	25
Feb. 24	15	15	28

**AP POLL**

Rank	School	Record	Points
1	Kansas	24-3	1,598
2	Baylor	24-2	1,532
3	Gonzaga	27-2	1,442
4	Dayton	25-2	1,413
5	San Diego State	26-1	1,287
6	Florida State	23-4	1,247
7	Duke	23-4	1,186
8	*Kentucky	22-5	1,130
9	Maryland	22-5	1,124
10	Creighton	22-6	986
11	Louisville	23-5	966
12	Villanova	21-6	928
13	Seton Hall	20-7	842
14	Oregon	21-7	653
15	<b>Auburn</b>	<b>23-4</b>	<b>643</b>
16	Penn State	20-7	618
17	BYU	23-7	598
18	Iowa	19-8	489
19	Michigan	18-9	329
20	West Virginia	19-8	313
21	Colorado	21-7	291
22	Texas Tech	18-9	226
23	Ohio State	18-9	210
24	Michigan State	18-9	160
25	Houston	21-7	102

Others receiving votes: Arizona State 95, Illinois 82, Arizona 71, Butler 51, Virginia 50, Marquette 41, Stephen F. Austin 29, \*LSU 24, East Tennessee State 13, Utah State 9, \*Florida 8, Wisconsin 7, New Mexico State 2, Northern Iowa 2, Liberty 2, UCLA 1

\* - Auburn opponent

**USA TODAY COACHES POLL**

Rank	School	Record	Points
1	Kansas	24-3	798
2	Baylor	24-2	760
3	Dayton	25-2	723
4	Gonzaga	27-2	704
5	San Diego State	26-1	631
6	Florida State	23-4	597
7	Duke	23-4	579
8	Maryland	22-5	553
9	*Kentucky	22-5	543
10	Louisville	23-5	531
11	Creighton	22-6	462
12	Villanova	21-6	449
13	Seton Hall	20-7	423
14	Penn State	20-7	318
15	<b>Auburn</b>	<b>23-4</b>	<b>316</b>
16	Oregon	21-7	276
17	Iowa	19-8	264
18	BYU	23-7	240
19	West Virginia	19-8	194
20	Colorado	21-7	155
21	Texas Tech	18-9	153
22	Michigan	18-9	139
23	Ohio State	18-9	132
T-24	Michigan State	18-9	118
T-24	Arizona	19-8	118

Others receiving votes: Houston 58, Butler 48, Arizona State 27, Illinois 25, Marquette 19, Virginia 13, \*LSU 12, Saint Mary's 7, East Tennessee State 6, Wisconsin 3, Stephen F. Austin 3, Northern Iowa 3

\* - Auburn opponent

## AUBURN'S RECORD

Overall	24-4
Home	16-0
Away	4-4
Neutral	4-0
Conference	11-4
Home	8-0
Away	3-4
Non-Conference	13-0
Home	8-0
Away	1-0
Neutral	4-0
Overtime	5-0
Ranked opponents	2-0
Unranked opponents	22-4
Wearing white uniforms	16-2
Wearing navy uniforms	5-2
Wearing orange uniforms	3-0
Leading at half	18-0
Trailing at half	6-4
Tied at half	0-0
Leading with 5:00 remaining in second half	18-0
Trailing with 5:00 remaining in second half	6-4
Tied with 5:00 remaining in second half	0-0
Has more rebounds than opponent	16-2
Has fewer rebounds than opponent	8-1
Same rebounds as opponent	0-1
Commits more turnovers than opponent	9-3
Causes more turnovers than opponent	13-1
Same turnovers as opponent	2-0
Has more FT attempts than opponent	22-2
Has fewer FT attempts than opponent	1-2
Same FT attempts as opponent	1-0
Shoots 40% or better from field	21-1
Shoots less than 40% from field	3-3
Opponent shoots 40% or better from field	14-3
Opponent shoots less than 40% from field	10-1
Shoots better than opponent	17-0
Opponent shoots better	7-4
Same FG percentage	0-0
Auburn bench outscores opponent's bench	15-1
Opponent's bench outscores Auburn bench	9-3
Same points off the bench	0-0
Auburn scores 100 or more	1-0
Auburn scores between 90-99	3-0
Auburn scores between 80-89	10-0
Auburn scores between 70-79	8-1
Auburn scores between 60-69	2-1
Auburn scores less than 60	0-2
Opponent scores 100 or more	0-0
Opponent scores between 90-99	2-0
Opponent scores between 80-89	1-2
Opponent scores between 70-79	7-0
Opponent scores between 60-69	10-2
Opponent scores less than 60	4-0
On Sunday	1-0
On Monday	2-0
On Tuesday	6-0
On Wednesday	3-2
On Thursday	2-0
On Friday	2-0
On Saturday	8-2
In November	6-0
In December	6-0
In January	6-2
In February	6-2
In March	0-0
In April	0-0
Five-plus players score in double-figures	8-0
Four players score in double figures	7-0
Three players score in double figures	6-3
Two players score in double figures	2-0
One player scores in double figures	1-1

## MISCELLANEOUS STATISTICS

Largest margin of victory	46, vs. CSUN (11/15/19)
Smallest margin of victory	1 (2x), last vs. LSU (2/8/20)
Largest margin of defeat	22, at Florida (1/18/20)
Smallest margin of defeat	10, at Georgia (2/19/20)
Biggest rebound margin	+20, vs. Furman (12/5/19)
Biggest rebound deficit	-9, vs. Tennessee (2/22/20)
Average margin of victory/defeat	+12.0/-15.8
Largest halftime lead	32, vs. Colgate (11/18/19)
Largest halftime lead blown	-
Largest halftime deficit	17, at Ole Miss (1/28/20)
Largest halftime deficit overcome to win	17, at Ole Miss (1/28/20)
Largest overall lead	50, vs. CSUN (2H) (11/15/19)
Largest overall lead blown	-
Largest overall deficit	25, at Florida (2H) (1/18/20)
Largest deficit overcome to win	19, at Ole Miss (2H) (1/28/20)

## TEAM EXTREMES

Most points scored	116, vs. CSUN (11/15/19)
Fewest points scored	47, at Florida (1/18/20)
Most rebounds	60, vs. Alabama (2/12/20)
Fewest rebounds	28, vs. Tennessee (2/22/20)
Most assists	27, vs. CSUN (11/15/19)
Fewest assists	6, at Georgia (2/19/20)
Most turnovers	21 (2x), last at Alabama (1/15/20)
Fewest turnovers	7 (2x), last vs. Kentucky (2/1/20)
Most steals	18, vs. Tennessee (2/22/20)
Fewest steals	2 (2x), last vs. LSU (2/8/20)
Most blocks	11, vs. CSUN (11/15/19)
Fewest blocks	1 (3x), last at Georgia (2/19/20)
Best shooting percentage	.568 (42-74), vs. CSUN (11/15/19)
Worst shooting percentage	.255 (14-55), at Florida (1/18/20)
Best 3-pt. percentage	.486 (17-35), vs. CSUN (11/15/19)
Worst 3-pt. percentage	.059 (1-17), at Missouri (2/15/20)
Best FT percentage	.938 (15-16), vs. CSUN (11/15/19)
Worst FT percentage	.400 (8-20), vs. New Mexico (11/25/19)
Most points (1st half)	66, vs. CSUN (11/15/19)
Fewest points (1st half)	20, at Ole Miss (1/28/20)
Most points (2nd half)	51, at Mississippi State (1/4/20)
Fewest points (2nd half)	24, at Florida (1/18/20)
Most points (OT)	17, vs. LSU (2/8/20)
Fewest points (OT)	6, at Ole Miss (2OT) (1/28/20)

## STARTING LINEUPS

### Record when starting lineup is:

Doughty, McCormick, Okoro, Purifoy, Wiley	21-1
Doughty, McCormick, McLemore, Okoro, Wiley	2-1
Doughty, Flanigan, McCormick, Purifoy, Wiley	1-1
Doughty, Flanigan, McCormick, McLemore, Wiley	0-1

### Record when starts (Career):

Samir Doughty	24-4 (43-12)
Allen Flanigan	1-2 (1-2)
J'Von McCormick	24-4 (24-4)
Anfernee McLemore	2-2 (27-11)
Isaac Okoro	23-2 (23-2)
Danjel Purifoy	22-2 (35-15)
Austin Wiley	24-4 (38-15)

## AUBURN INDIVIDUAL GAME HIGHS

Points \_\_\_\_\_ 33, Samir Doughty vs. CSUN (11/15/19)  
 \_\_\_\_\_ 28, J'Von McCormick at Mississippi State (1/4/20)  
 Field Goals Made \_\_\_\_\_ 10, Samir Doughty vs. CSUN (11/15/19)  
 \_\_\_\_\_ 10, Samir Doughty vs. LSU (2/8/20)  
 Field Goal Att. \_\_\_\_\_ 22, J'Von McCormick at Georgia (2/19/20)  
 \_\_\_\_\_ 19, Samir Doughty vs. LSU (2/8/20)  
 FG Pct. \_\_\_\_\_ 1.000 (4-4), Austin Wiley vs. NC State (12/19/19)  
 3-Point FG Made \_\_\_\_\_ 6, Samir Doughty vs. CSUN (11/15/19)  
 \_\_\_\_\_ 5, Samir Doughty vs. New Mexico (11/25/19)  
 \_\_\_\_\_ 5, Anfernee McLemore at Ole Miss (1/28/20)  
 \_\_\_\_\_ 5, Samir Doughty vs. LSU (2/8/20)  
 \_\_\_\_\_ 5, J'Von McCormick vs. LSU (2/8/20)  
 3-Point FG Att \_\_\_\_\_ 11, Samir Doughty vs. LSU (2/8/20)  
 \_\_\_\_\_ 10, Anfernee McLemore at Ole Miss (1/28/20)  
 \_\_\_\_\_ 10, J'Von McCormick vs. LSU (2/8/20)  
 3-Pt FG Pct. \_\_\_\_\_ .800 (4-5), Jamal Johnson at South Alabama (11/12/19)  
 Free Throws Made \_\_\_\_\_ 14, Samir Doughty vs. Kentucky (2/1/20)  
 \_\_\_\_\_ 10, Isaac Okoro vs. Vanderbilt (1/8/20)  
 \_\_\_\_\_ 10, Samir Doughty at Missouri (2/15/20)  
 Free Throw Att. \_\_\_\_\_ 15, Samir Doughty vs. Kentucky (2/1/20)  
 \_\_\_\_\_ 13, Samir Doughty at Ole Miss (1/28/20)  
 \_\_\_\_\_ 13, Samir Doughty at Missouri (2/15/20)  
 FT Pct. \_\_\_\_\_ 1.000 (7-7), Samir Doughty vs. CSUN (11/15/19)  
 \_\_\_\_\_ 1.000 (8-8), Austin Wiley vs. Lehigh (12/21/19)  
 Rebounds \_\_\_\_\_ 17, Austin Wiley vs. Alabama (2/12/20)  
 \_\_\_\_\_ 15, Austin Wiley vs. Lehigh (12/21/19)  
 Assists \_\_\_\_\_ 16, J'Von McCormick vs. CSUN (11/15/19)  
 \_\_\_\_\_ 9, J'Von McCormick vs. LSU (2/8/20)  
 Steals \_\_\_\_\_ 5, J'Von McCormick vs. Tennessee (2/22/20)  
 \_\_\_\_\_ 4, Samir Doughty vs. Georgia Southern (11/5/19)  
 \_\_\_\_\_ 4, Samir Doughty vs. NC State (12/19/19)  
 Blocked Shots \_\_\_\_\_ 6, Anfernee McLemore vs. Lehigh (12/21/19)  
 \_\_\_\_\_ 5, Austin Wiley at Mississippi State (1/4/20)  
 \_\_\_\_\_ 5, Austin Wiley vs. Alabama (2/12/20)  
 Turnovers \_\_\_\_\_ 9, J'Von McCormick at Ole Miss (1/28/20)  
 \_\_\_\_\_ 7, Samir Doughty at Alabama (1/15/20)  
 Fouls \_\_\_\_\_ 5 (8x), last Anfernee McLemore vs. Alabama (2/12/20)  
 Minutes \_\_\_\_\_ 46, Samir Doughty at Ole Miss (1/28/20)  
 \_\_\_\_\_ 45, J'Von McCormick at Ole Miss (1/28/20)  
 \_\_\_\_\_ 44, Isaac Okoro at Ole Miss (1/28/20)

## OPPONENT INDIVIDUAL GAME HIGHS

Points \_\_\_\_\_ 40, Mason Jones at Arkansas (2/4/20)  
 Field Goals Made \_\_\_\_\_ 12, Mason Jones at Arkansas (2/4/20)  
 Field Goal Att. \_\_\_\_\_ 24, Mason Jones at Arkansas (2/4/20)  
 FG Pct. \_\_\_\_\_ 1.000 (9-9), Omar Payne at Florida (1/18/20)  
 3-Point FG Made \_\_\_\_\_ 7, Jaden Shackelford vs. Alabama (2/12/20)  
 3-Point FG Att. \_\_\_\_\_ 17, Jaden Shackelford vs. Alabama (2/12/20)  
 3-Pt FG Pct. \_\_\_\_\_ 1.000 (3-3), Saben Lee vs. Vanderbilt (1/8/20)  
 Free Throws Made \_\_\_\_\_ 13, Devontae Shuler at Ole Miss (1/28/20)  
 Free Throw Att. \_\_\_\_\_ 18, Devontae Shuler at Ole Miss (1/28/20)  
 FT Pct. \_\_\_\_\_ 1.000 (10-10), Skylar Mays vs. LSU (2/8/20)  
 Rebounds \_\_\_\_\_ 16, Kerry Blackshear at Florida (1/18/20)  
 Assists \_\_\_\_\_ 13, Kira Lewis Jr. vs. Alabama (2/12/20)  
 Steals \_\_\_\_\_ 4, Carter Collins vs. Davidson (11/8/19)  
 \_\_\_\_\_ 4, JJ Caldwell vs. New Mexico (11/25/19)  
 \_\_\_\_\_ 4, Clay Mounce vs. Furman (12/5/19)  
 \_\_\_\_\_ 4, Tyrese Haliburton vs. Iowa State (1/25/20)  
 \_\_\_\_\_ 4, Desi Sills at Arkansas (2/4/20)  
 Blocked Shots \_\_\_\_\_ 9, Abdul Ado at Mississippi State (1/4/20)  
 Turnovers \_\_\_\_\_ 7, Anthony Edwards at Georgia (2/19/20)  
 Fouls \_\_\_\_\_ 5 (24x), last Devontae Shuler vs. Ole Miss (2/25/20)  
 Minutes \_\_\_\_\_ 49, Blake Hinson at Ole Miss (1/28/20)

## THE LAST TIME - TEAM

Defeated a ranked team at home \_\_\_\_\_ vs. #18 LSU (2/8/20)  
 Defeated a ranked team on the road \_\_\_\_\_ at #23 Tennessee (1/2/18)  
 Defeated a ranked team at a neutral site \_\_\_\_\_ vs. #7 Kentucky (3/31/19)  
 Defeated a top-10 team at home \_\_\_\_\_ vs. #5 Tennessee (3/9/19)  
 Defeated a top-10 team on the road \_\_\_\_\_ at #8 Arkansas (1/23/93)  
 Defeated a top-10 team at a neutral site \_\_\_\_\_ vs. #7 Kentucky (3/31/19)  
 Won in overtime \_\_\_\_\_ vs. Alabama, 95-91 (OT) (2/12/20)  
 Lost in overtime \_\_\_\_\_ vs. Missouri (SECT), 86-83 (OT) (3/8/17)  
 Won in double overtime \_\_\_\_\_ at Ole Miss, 83-82 (2OT) (1/28/20)  
 Lost in double overtime \_\_\_\_\_ at Arkansas, 88-80 (2OT) (1/16/13)  
 Played back-to-back overtime games \_\_\_\_\_ at Arkansas, W 79-76 (OT) (2/5/20)  
 \_\_\_\_\_ vs. LSU, W 91-90 (OT) (2/8/20)  
 \_\_\_\_\_ vs. Alabama, W 95-91 (OT) (2/12/20)  
 Played in three straight overtime games \_\_\_\_\_ at Arkansas, W 79-76 (OT) (2/5/20)  
 \_\_\_\_\_ vs. LSU, W 91-90 (OT) (2/8/20)  
 \_\_\_\_\_ vs. Alabama, W 95-91 (OT) (2/12/20)  
 Played at least three overtimes \_\_\_\_\_ vs. Georgia (SECT) (4OT) (3/1/79)  
 Shot 70% for a half \_\_\_\_\_ 74.1% (20-27) vs. Arkansas-Pine Bluff (12/30/13)  
 Shot 70% for a half (SEC) \_\_\_\_\_ 72.7% (16-22) at Ole Miss (2/22/03)  
 Shot 60% for a game \_\_\_\_\_ 61.8% (42-68) vs. Winthrop (11/24/17)  
 Shot 60% for a game (SEC) \_\_\_\_\_ 61.1% (33-54) at Arkansas (2/17/16)  
 Shot less than 30% for game \_\_\_\_\_ 25.8% (17-66) vs. Clemson (3/18/18)  
 Shot 100% from the FT line \_\_\_\_\_ 100% (6-6) vs. Long Beach State (12/23/11)  
 Shot 60% from 3-point line \_\_\_\_\_ 65.4% (17-26) vs. Vanderbilt (2/3/18)  
 Shot less than 30% in half \_\_\_\_\_ 29.4% (10-34) at Georgia (1st) (2/19/20)  
 Shot less than 20% in half \_\_\_\_\_ 18.2% (6-33) vs. Clemson (1st) (3/18/18)  
 Shot less than 10% in a half \_\_\_\_\_ 8.3% (2-24) vs. LSU (1st) (1/8/11)  
 Attempted 50 free throws \_\_\_\_\_ 52 vs. Vanderbilt (2/6/54)  
 Attempted 40 free throws \_\_\_\_\_ 46 at Missouri (2/15/20)  
 Attempted 30 free throws in half \_\_\_\_\_ 30 at Missouri (2nd) (2/15/20)  
 Made 30 free throws \_\_\_\_\_ 33 vs. Kentucky (2/1/20)  
 Made 30 free throws (SEC) \_\_\_\_\_ 33 vs. Kentucky (2/1/20)  
 Made at least 10 3-point field goals \_\_\_\_\_ 18 vs. LSU (2/8/20)  
 Failed to make 3-point field goal \_\_\_\_\_ vs. Kentucky (0-15) (1/19/13)  
 Had at least 50 rebounds \_\_\_\_\_ 60 vs. Alabama (2/12/20)  
 Had less than 20 rebounds \_\_\_\_\_ 17 vs. Florida (3/16/19)  
 Had 25 assists \_\_\_\_\_ 27 vs. CSUN (11/15/19)  
 Had at least 15 steals \_\_\_\_\_ 18 vs. Tennessee (2/22/20)  
 Had at least 10 blocks \_\_\_\_\_ 11 vs. CSUN (11/15/19)  
 Had at least 15 blocks \_\_\_\_\_ 17 vs. Nicholls State (11/25/11)  
 Had at least 25 lead changes \_\_\_\_\_ 27 at Arkansas (1/16/13)  
 Scored 50 points in a half \_\_\_\_\_ 51 at Mississippi State (1st) (1/4/20)  
 Scored 50 points in a half (SEC) \_\_\_\_\_ 51 at Mississippi State (1st) (1/4/20)  
 Scored 60 points in a half \_\_\_\_\_ 66 vs. CSUN (1st) (11/15/19)  
 Scored 60 points in a half (SEC) \_\_\_\_\_ 64 at Tennessee (2nd) (2/15/06)  
 Scored 70 points in a half \_\_\_\_\_ 72 vs. Northwestern State (2nd) (11/27/15)  
 Scored 100 points \_\_\_\_\_ 116 vs. CSUN (11/15/19)  
 Scored 100 points (SEC) \_\_\_\_\_ 102 vs. Alabama (2/13/99)  
 Scored under 20 points in 1st half \_\_\_\_\_ 19 vs. Clemson (3/18/18)  
 Scored under 20 points in 2nd half \_\_\_\_\_ 14 vs. Tulsa (11/24/14)  
 Scored under 10 points in a half \_\_\_\_\_ 6 vs. LSU (1st) (1/8/11)  
 Scored 35 or under points in a game \_\_\_\_\_ 35 vs. Tulsa (11/24/14)  
 Scored under 50 points in game \_\_\_\_\_ 45 at Tennessee (2/9/16)  
 Scored under 50 points in game (SEC) \_\_\_\_\_ 45 at Tennessee (2/9/16)



## THE LAST TIME - INDIVIDUAL

Scored at least 30 points	Samir Doughty (33) vs. CSUN (11/15/19)
Scored at least 35 points	Toney Douglas (38) vs. Nicholls State (11/24/04)
Scored at least 40 points	Wesley Person (44) vs. UAB (12/16/93)
Had two players with at least 20 points	Austin Wiley (22), J'Von McCormick (21) at Missouri (2/15/20)
Had three players with at least 20 points	Samir Doughty (26), J'Von McCormick (23), Devan Cambridge (21) vs. LSU (2/8/20)
Had two players with 25 points	Bryce Brown (26), Jared Harper (25) vs. Xavier (OT) (11/19/18)
Had two players with 25 points (SEC)	Chris Denson (30), KT Harrell (26) vs. Mississippi State (2/14/14)
Scored 20 points in a half	J'Von McCormick (20, 2nd) at Mississippi State (1/4/20)
Scored 20 points in 1st half	Bryce Brown (20) at Texas A&M (1/16/19)
Scored 20 points in 2nd half	J'Von McCormick (20) at Mississippi State (1/4/20)
Scored 25 points in a half	Bryce Brown (25, 2nd) vs. Kentucky (1/19/19)
A player had back-to-back 20-point games	J'Von McCormick (21) at Missouri (2/15/20); (22) at Georgia (2/19/20)
A player had back-to-back 25-point SEC games	Kareem Canty (26) vs. Kentucky (1/16/16); (25) vs. Alabama (1/19/16)
A player had three straight 25-point SEC games	Chris Denson (29) at LSU (2/8/14); (26) vs. Kentucky (2/12/14); (30) vs. Mississippi State (2/15/14)
A player had four straight 25-point SEC games	Chris Denson (25) at South Carolina (2/5/14); (29) at LSU (2/8/14); (26) vs. Kentucky (2/12/14); (30) vs. Mississippi State (2/15/14)
A player had five straight 25-point SEC games	Keenan Carpenter (44) vs. LSU (1/8/89); (28) vs. Mississippi State (2/11/89); (33) at Florida (2/15/89); (32) at Ole Miss (2/18/89); (29) vs. Kentucky (2/20/89)
Zero players scored in double figures	at Vanderbilt (1/7/12)
Only one player scored in double figures	Samir Doughty (22) vs. Tennessee (2/22/20)
Five players scored in double figures	Isaac Okoro (19), Samir Doughty (18), Austin Wiley (18), Anfernee McLemore (13), Devan Cambridge (10) vs. Alabama (2/12/20)
Five players scored in double figures (SEC)	Isaac Okoro (19), Samir Doughty (18), Austin Wiley (18), Anfernee McLemore (13), Devan Cambridge (10) vs. Alabama (2/12/20)
All five starters scored in double figures	Samir Doughty (20), J'Von McCormick (14), Austin Wiley (13), Isaac Okoro (11), Danjel Purifoy (11) vs. Colgate (11/18/19)
Six players scored in double figures	Samir Doughty (33), Isaac Okoro (17), Danjel Purifoy (16), Devan Cambridge (10), Anfernee McLemore (10) and Austin Wiley (10) vs. CSUN (11/15/19)
Six players scored in double figures (SEC)	Desean Murray (16), Mustapha Heron (15), Bryce Brown (13), Anfernee McLemore (13), Jared Harper (12), Horace Spencer (12) vs. Ole Miss (1/9/18)
Had at least 15 rebounds	Austin Wiley (17) vs. Alabama (2/12/20)
Had at least 15 rebounds (SEC)	Austin Wiley (17) vs. Alabama (2/12/20)
Had at least 20 rebounds	Kelvin Ardister (20) vs. Tennessee (1/4/89)
Had at least 25 rebounds	Rex Frederick (25) at Ole Miss (1/6/58)
Had at least 20 pts & 20 reb	Kelvin Ardister (22 pts, 20 reb) vs. Tennessee (1/4/89)
Had two players with at least 10 rebounds	Anfernee McLemore (11), Desean Murray (11) vs. Kentucky (2/14/18)
Had at least three players with 10 rebounds	Korvotney Barber (13), Quantez Robertson (10), Lucas Hargrove (10) at Virginia (12/20/08)
Had a double-double	Austin Wiley (15 pts, 11 reb) vs. Ole Miss (2/25/20)
Had two straight double-doubles	Austin Wiley (18 pts, 17 reb) vs. Alabama (2/12/20); (22 pts, 10 reb) at Missouri (2/15/20)
Had three straight double-doubles	Austin Wiley (10 pts, 13 reb) vs. LSU (2/8/20); (18 pts, 17 reb) vs. Alabama (2/12/20); (22 pts, 10 reb) at Missouri (2/15/20)
Had four straight double-doubles	Cinmeon Bowers (19 pts, 19 reb) vs. Middle Tennessee (12/12/15); (13 pts, 12 reb) vs. Mercer (12/15/15); (12 pts, 11 reb) at Xavier (12/19/15); (12 pts, 12 reb) vs. New Mexico (12/22/15)
Had five straight double-doubles	Jeff Moore (26 pts, 11 reb) vs. Ole Miss (3/2/88); (20 pts, 11 reb) at LSU (3/5/88); (22 pts, 11 reb) vs. Georgia (3/11/88); (13 pts, 13 reb) vs. Bradley (3/17/88); (22 pts, 11 reb) vs. Oklahoma (3/19/88)
Had two players with a double-double	Jared Harper (12 pts, 10 ast), Austin Wiley (17 pts, 10 reb) vs. Murray State (12/22/18)
Had a double-double with points and assists	Jared Harper (12 pts, 10 ast) vs. Murry State (12/22/18)
Had a triple-double	Kenny Gabriel (24 pts, 13 reb, 10 blk) vs. Bethune-Cookman (1/2/12)
Had 10 assists	J'Von McCormick (16) vs. CSUN (11/15/19)
Had 15 assists	J'Von McCormick (16) vs. CSUN (11/15/19)
Had two players with at least five blocks	Rob Chubb (5), Willy Kouassi (5) vs. Nicholls State (11/25/11)
Had 10 blocks	Kenny Gabriel (10) vs. Bethune-Cookman (1/2/12)
Had five steals	J'Von McCormick (5) vs. Tennessee (2/22/20)
Had five steals (SEC)	J'Von McCormick (5) vs. Tennessee (2/22/20)
Made 25 straight free throws	Danjel Purifoy (27) (11/23/16-12/18/16)
Hit buzzer-beater shot to win a game	T.J. Dunans vs. Mercer (3-pt FG, 76-74) (12/18/16)
Played more than 40 minutes	Samir Doughty (41) vs. Alabama (2/12/20)





0



**TYRELL JONES**

6-1 • 170

Fr. • G

Chicago, Ill.

(West Oaks Academy)

**2019-20 (Freshman):** Appeared in 10 games off the bench ... pulled down a career-best six rebounds vs. CSUN ... totaled career-high three steals against CSUN.

**HIGH SCHOOL AND PERSONAL:** Labeled as a four-star by Rivals, 247Sports and ESPN ... selected as a top-100 player by 247Sports (No. 88) and ESPN (No. 92) ... also named to the Rivals 150 ... chosen as the No. 8 player in Florida by ESPN ... played at West Oaks Academy (Fla.) ... was a First Team All-State choice ... averaged 19.8 points and five assists per game as a senior ... averaged 17.2 points, 3.0 assists, 3.0 rebounds and 2.2 steals per game as a junior ... hit a school record 12 3-pointers to highlight a 40-point performance during the 2017-18 season ... played for Showtime Ballers in the adidas Uprising circuit ... son of Tashika Bryant and James Harris ... has three siblings: Andre Thomas, Michael Bryant and Devon Edwards ... goes by the nickname "Turbo" ... enrolled in the Harbert College of Business.

**CAREER HIGHS**

Points	3 vs. CSUN (11/15/19)
Rebounds	6 vs. CSUN (11/15/19)
Field Goals	1 (2x) last vs. Colgate (11/18/19)
Field Goals Att.	3 vs. CSUN (11/15/19)
3-Pt. Field Goals	-
3-Pt. Field Goals Att.	1 (5x) last at Alabama (1/15/20)
Free Throws	1 (2x) last vs. Lehigh (12/21/19)
Free Throws Att.	2 vs. Lehigh (12/21/19)
Assists	3 vs. CSUN (11/15/19)
Steals	3 vs. CSUN (11/15/19)
Blocks	-
Minutes	13 vs. CSUN (11/15/19)

**2019-20 JONES GAME-BY-GAME**

Opp.	Start	Min.	FG-A	3FG-A	FT-A	O-D-T	PF	A	TO	BLK	STL	PTS
GSU		1	0-0	0-0	0-0	0-0-0	0	0	1	0	1	0
Davidson		3	0-2	0-1	0-0	0-0-0	2	1	0	0	0	0
S. Alabama		-dnp-										
CSUN		13	1-3	0-1	1-1	3-3-6	0	3	2	0	3	3
Colgate		9	1-1	0-0	0-0	1-2-3	1	0	0	0	0	2
New Mexico		3	0-0	0-0	0-0	0-0-0	0	0	0	0	0	0
Richmond		2	0-1	0-0	0-0	0-0-0	0	0	0	0	0	0
Furman		-dnp-										
Saint Louis		-dnp-										
NC State		-dnp-										
Lehigh		1	0-0	0-0	1-2	0-1-1	0	0	0	0	0	1
Lipscomb		2	0-1	0-1	0-0	0-0-0	0	1	0	0	0	0
Miss. St.		-dnp-										
Vanderbilt		-dnp-										
Georgia		3	0-2	0-1	0-0	0-0-0	1	1	0	0	0	0
Alabama		3	0-1	0-1	0-2	0-0-0	2	1	1	0	0	0
Florida		-dnp-										
S. Carolina		-dnp-										
Iowa State		-dnp-										
Ole Miss		-dnp-										
Kentucky		-dnp-										
Arkansas		-dnp-										
LSU		-dnp-										
Alabama		-dnp-										
Missouri		-dnp-										
Georgia		-dnp-										
Tennessee		-dnp-										
Ole Miss		-dnp-										
Kentucky		-dnp-										
Texas A&M		-dnp-										
Tennessee		-dnp-										

**JONES' MISCELLANEOUS STATS**

	2019-20	Career
Games with 10+ Pts	0	0
Games with 20+ Pts	0	0
Games 5+ 3s	0	0
Games with 5+ Reb	1	1
Games with 10+ Reb	0	0
Games with 5+ Ast	0	0
Games with 10+ Ast	0	0
Games with 5+ Blk	0	0
Games with 5+ Stl	0	0
Double-Doubles	0	0

**JONES' CAREER STATISTICS**

Year	GP-GS	Min-Avg	FG-FGA	Pct	3FG-A	Pct	FT-FTA	Pct	Off-Def-Tot--Avg	PF-FO	Ast	TO	Blk	Stl	Pts	Avg
2019-20	10-0	37-3.7	2-11	.182	0-5	.000	2-5	.400	4-6-10--1.0	6-0	7	4	0	4	6	0.6
TOTAL	10-0	37-3.7	2-11	.182	0-5	.000	2-5	.400	4-6-10--1.0	6-0	7	4	0	4	6	0.6

1

**JAMAL JOHNSON**

6-4 • 195

R-So. • G

Birmingham, Ala.

(Memphis)



**2019-20 (Sophomore):** Appeared in all 28 games off the bench ... team's best 3-point shooter at 38.8 percent (26-of-67) ... knocked down a 3 in 13 games ... made multiple 3s in three SEC games ... scored season-best 14 points twice this season, at South Alabama and home against Lipscomb ... finished with 10 points on 3 of 5 shooting at Alabama in the same arena where his father, Buck, played.

**BEFORE AUBURN:** Averaged 6.9 points and 3.3 rebounds in 34 games for the Memphis Tigers ... started 27 contests ... buried 47 3-pointers, good for second on the team ... drained 70 percent of his attempts from the charity stripe ... racked up 22 steals and 16 blocks ... reached double figures 11 times, including his first career game against Alabama ... team was 9-2 when he scored 10-plus points ... tabbed American Athletic Conference Freshman of the Week (Dec. 11) earned American Athletic Conference All-Academic Team honors ... made first career start vs. Bryant (Dec. 9) where he scored 18 points on six makes from downtown to go along with four rebounds and three assists in 33 minutes ... matched his season-high of 18 points in road tilts at USF (Jan. 31) and UConn (Feb. 25) during American Athletic Conference play ... nailed the game-winning 3-point play to take down Samford (Dec. 5) as time expired.

**HIGH SCHOOL AND PERSONAL:** Tabbed as the No. 8 combo guard in the country by 247Sports ... ranked No. 111 by Rivals and No. 151 by 247Sports ... named First Team All-State by the Alabama Sports Writers Association ... averaged 24.8 points, 7.1 rebounds, and 2.7 assists per game during senior season ... as a junior, averaged 18.1 points, 7.1 rebounds and 4.3 assists per contest ... tabbed Second Team All-State following junior season and was named an Alabama Boys Basketball North All-Star with All-Academic Team ... was also selected to the All-Area and All-Metro Team ... played with the Atlanta Xpress in the Under Armour Association before teaming with Team Carroll in the Adidas Gauntlet Circuit ... son of Alfonso "Buck" and Felicia Johnson ... has two siblings: Alfonso III and Trey Johnson ... father, Buck, was the 20th overall pick in the 1986 NBA Draft and played seven seasons in the professional ranks with the Houston Rockets and Washington Bullets ... enrolled in the College of Liberal Arts.

**JOHNSON'S MISCELLANEOUS STATS**

	2017-18	2019-20	Career
Games with 10+ Pts	11	3	14
Games with 20+ Pts	0	0	0
Games 5+ 3s	1	0	1
Games with 5+ Reb	7	1	8
Games with 10+ Reb	0	0	0
Games with 5+ Ast	0	0	0
Games with 10+ Ast	0	0	0
Games with 5+ Blk	0	0	0
Games with 5+ Stl	0	0	0
Double-Doubles	0	0	0

**BAM TESTING RESULTS**

Vertical Jump	28"
Approach Vertical	34.5"
3/4 Court Sprint	3.223
Reaction Shuttle	3.192
Lane Agility Drill	11.363

**CAREER HIGHS**

Points	18 (3x) last at UConn (2/25/18)
Rebounds	8 (2x) last at UConn (2/25/18)
Field Goals	6 vs. Bryant (12/9/17)
Field Goals Att.	13 vs. Mercer (12/2/17)
3-Pt. Field Goals	6 vs. Bryant (12/9/17)
3-Pt. Field Goals Att.	11 vs. Bryant (12/9/17)
Free Throws	6 (2x) last at UConn (2/25/18)
Free Throws Att.	8 (2x) last at UConn (2/25/18)
Assists	3 (3x) last vs. Houston (2/22/18)
Steals	2 (8x) last at Mississippi State (1/4/20)
Blocks	3 vs. Tulsa (1/6/18)
Minutes	40 vs. Cincinnati (3/10/18)

**2019-20 JOHNSON GAME-BY-GAME**

Opp.	Start	Min.	FG-A	3FG-A	FT-A	O-D-T	PF	A	TO	BLK	STL	PTS
GSU		12	1-5	1-3	5-6	2-3-5	0	0	0	0	0	8
Davidson		8	0-0	0-0	1-2	0-1-1	3	1	0	0	0	1
S. Alabama		18	4-6	4-5	2-2	0-1-1	2	0	0	0	0	14
CSUN		15	2-4	2-4	2-2	1-2-3	1	0	0	0	0	8
Colgate		13	0-0	0-0	0-0	0-1-1	1	1	0	0	1	0
New Mexico		13	2-8	2-6	0-0	2-2-4	0	2	0	0	2	6
Richmond		16	2-3	1-2	0-0	1-2-3	2	1	0	0	0	5
Furman		11	1-3	1-3	0-0	0-0-0	0	0	2	0	0	3
Saint Louis		16	1-4	1-4	0-0	0-0-0	4	1	0	0	0	3
NC State		17	2-4	2-4	2-3	0-0-0	1	0	1	0	1	8
Lehigh		15	0-4	0-4	1-2	0-1-1	0	2	2	0	1	1
Lipscomb		18	5-7	4-6	0-0	0-3-3	0	1	0	0	0	14
Miss. St.		9	0-2	0-1	0-0	1-0-1	2	0	1	0	2	0
Vanderbilt		9	0-0	0-0	0-0	0-0-0	1	1	1	1	0	0
Georgia		20	2-4	2-3	0-0	1-1-2	1	0	0	0	0	6
Alabama		16	3-5	3-5	1-2	0-1-1	4	0	1	1	0	10
Florida		10	0-1	0-1	0-0	1-0-1	1	1	0	0	0	0
S. Carolina		16	2-3	2-3	0-0	0-1-1	1	0	1	0	0	6
Iowa State		8	1-3	1-2	0-0	0-0-0	1	0	0	0	0	3
Ole Miss		10	0-2	0-1	0-0	1-1-2	1	1	1	0	1	0
Kentucky		18	0-3	0-3	4-5	2-0-2	1	0	0	0	1	4
Arkansas		11	0-2	0-2	2-3	0-0-0	2	0	0	0	0	2
LSU		10	0-1	0-0	0-0	1-0-1	0	0	0	0	0	0
Alabama		9	0-1	0-1	0-0	0-1-1	2	0	0	0	0	0
Missouri		10	0-1	0-1	0-2	1-2-3	2	0	1	0	0	0
Georgia		8	0-1	0-1	0-0	1-1-2	1	0	0	0	0	0
Tennessee		7	0-1	0-1	2-3	0-0-0	1	0	0	0	0	2
Ole Miss		4	0-1	0-1	0-0	0-0-0	0	0	0	0	0	0
Kentucky												
Texas A&M												
Tennessee												

**JOHNSON'S CAREER STATISTICS**

Year	GP-GS	Min-Avg	FG-FGA	Pct	3FG-A	Pct	FT-FTA	Pct	Off-Def-Tot--Avg	PF-FO	Ast	TO	Blk	Stl	Pts	Avg
2017-18*	34-27	901-26.5	70-200	.350	47-141	.333	46-66	.697	25-86-111--3.3	65-0	35	32	16	22	233	6.9
2019-20	28-0	336-12.0	28-79	.354	26-67	.388	22-32	.688	15-24-39--1.4	35-0	11	12	2	9	104	3.7
TOTAL	62-27	1237-20.0	98-279	.351	73-208	.351	68-98	.694	40-110-150--2.4	100-0	46	44	18	31	337	5.4

2

**JAYLIN WILLIAMS**

6-7 • 230

Fr. • F

Nahunta, Ga.  
(Brantley County)



**2019-20 (Freshman):** Appeared in 11 games off the bench ... made all three free throw attempts of season against Colgate ... recorded first career block in first career game vs. Colgate ... scored four points on 2 of 2 shooting from the field in home win against Georgia ... made career-long outing with 16 minutes and pulled down six rebounds to go along with two steals and an assist at Georgia ... scored career-high eight points and added three steals vs. Tennessee ... has played 13 or more minutes in each of the last three games with 4.7 points, 3.7 rebounds and 2.3 steals per game in that span.

**HIGH SCHOOL AND PERSONAL DATA:** Labeled as a four-star by both Rivals and 247Sports ... tabbed as the No. 109 prospect nationally by Rivals and No. 120 by 247Sports ... selected as the No. 4 player in the state of Georgia by 247Sports ... played for Brantley County High School where he was a First Team All-State selection as a junior and a senior ... averaged 25 points and 14 rebounds per game ... also played football as a wide receiver ... played for Game Elite on the adidas circuit, averaging 11.9 points, 4.9 rebounds and 1.9 assists while shooting 63 percent from the floor ... produced stat lines of 31 points, 14 assists and 11 rebounds, as well as 27 points, 13 rebounds and four blocks for Game Elite ... son of Shantel Williams ... is an only child ... enrolled in the College of Education.

WILLIAMS' MISCELLANEOUS STATS		
	2019-20	Career
Games with 10+ Pts	0	0
Games with 20+ Pts	0	0
Games 5+ 3s	0	0
Games with 5+ Reb	1	1
Games with 10+ Reb	0	0
Games with 5+ Ast	0	0
Games with 10+ Ast	0	0
Games with 5+ Blk	0	0
Games with 5+ Stl	0	0
Double-Doubles	0	0

BAM TESTING RESULTS	
Vertical Jump	29.5"
Approach Vertical	37"
3/4 Court Sprint	3.295
Reaction Shuttle	3.502
Lane Agility Drill	12.034

CAREER HIGHS	
Points	8 vs. Tennessee (2/22/20)
Rebounds	6 at Georgia (2/19/20)
Field Goals	4 vs. Tennessee (2/22/20)
Field Goals Att.	7 vs. Tennessee (2/22/20)
3-Pt. Field Goals	-
3-Pt. Field Goals Att.	1 (4x) last vs. Ole Miss (2/25/20)
Free Throws	3 vs. Colgate (11/18/19)
Free Throws Att.	3 vs. Colgate (11/18/19)
Assists	2 vs. Tennessee (2/22/20)
Steals	3 vs. Tennessee (2/22/20)
Blocks	2 vs. Ole Miss (2/25/20)
Minutes	16 at Georgia (2/19/20)

2019-20 WILLIAMS GAME-BY-GAME													
Opp.	Start	Min.	FG-A	3FG-A	FT-A	O-D-T	PF	A	TO	BLK	STL	PTS	
GSU			-dnp-										
Davidson			-dnp-										
S. Alabama			-dnp-										
CSUN		5	0-1	0-0	0-0	0-1-1	0 0	0	0	1	0	0	
Colgate		4	1-1	0-0	3-3	0-0-0	2 0	0	0	0	0	5	
New Mexico		3	1-3	0-1	0-0	1-0-1	0 0	0	0	0	0	2	
Richmond		2	0-0	0-0	0-0	0-0-0	0 0	0	0	0	0	0	
Furman			-dnp-										
Saint Louis			-dnp-										
NC State			-dnp-										
Lehigh		1	0-0	0-0	0-0	0-1-1	0 0	0	0	0	0	0	
Lipscomb		2	1-1	0-0	0-0	0-1-1	0 0	0	0	0	0	2	
Miss. St.			-dnp-										
Vanderbilt			-dnp-										
Georgia		4	2-2	0-0	0-0	0-0-0	1 0	0	0	0	0	4	
Alabama		2	0-0	0-0	0-0	0-0-0	1 0	0	0	0	0	0	
Florida			-dnp-										
S. Carolina			-dnp-										
Iowa State			-dnp-										
Ole Miss			-dnp-										
Kentucky			-dnp-										
Arkansas			-dnp-										
LSU			-dnp-										
Alabama			-dnp-										
Missouri			-dnp-										
Georgia		16	0-1	0-1	0-0	1-5-6	2 1	2	0	2	0	0	
Tennessee		15	4-7	0-1	0-0	2-0-2	2 2	2	0	3	8		
Ole Miss		14	3-4	0-1	0-0	2-1-3	0 1	0	2	0	6		
Kentucky													
Texas A&M													
Tennessee													

WILLIAMS' CAREER STATISTICS																	
Year	GP-GS	Min-Avg	FG-FGA	Pct	3FG-A	Pct	FT-FTA	Pct	Off-Def-Tot--Avg	PF-FO	Ast	TO	Blk	Stl	Pts	Avg	
2019-20	11-0	63-5.7	12-20	.600	0-4	.000	3-3	1.000	6-9-15--1.4	8-0	4	4	3	5	27	2.5	
TOTAL	11-0	63-5.7	12-20	.600	0-4	.000	3-3	1.000	6-9-15--1.4	8-0	4	4	3	5	27	2.5	

3

**DANJEL PURIFOY**

6-7 • 230

Sr. • F

Centreville, Ala.

(Hargrave Military Academy)



**2019-20 (Senior):** Returned to regular starting lineup after touting 25 starts as a freshman ... third-best rebounder on the team with 121 total boards, which includes 87 on the defensive glass ... pulled down at least five rebounds in 12 games ... matched season high with nine rebounds vs. Arkansas ... team's fifth-best scorer at 8.6 points per game ... reached double figures 13 times, including six games in league play ... made three-plus 3s four times in the first five games and eight times overall ... knocked down 37 3s, second most on the squad ... connected from deep 10 times on the road in SEC play, the most on the team ... team's best free throw shooter at 83.3 percent (45-of-54) ... shooting 91.7 percent (22-of-24) from the charity stripe in SEC games ... has at least one steal in 10 of his last 15 games and matched his season high with three steals vs. Tennessee.

**HIGH SCHOOL AND PERSONAL DATA:** Four-star small forward by ESPN, Rivals, Scout and 247Sports ... ranked ninth among all small forwards and 48th overall by 247Sports ... ranked as the nation's No. 12 small forward and the top player in Alabama by 247 Sports ... averaged 25 points, 11 rebounds, five blocks and 20 deflections a game at Hargrave Military Academy under coach A.W. Hamilton in 2014-15 ... averaged 17.7 points and 6.1 rebounds per game at Bibb County as a junior ... full name is Danjel Kevon Purifoy ... son of Waukesha Evans ... enrolled in the College of Liberal Arts ... signed national letter of intent on Nov. 12, 2014.

**PURIFOY'S MISCELLANEOUS STATS**

	2016-17	2017-18	2018-19	2019-20	Career
Games with 10+ Pts	17	0	2	13	32
Games with 20+ Pts	3	0	0	0	3
Games 5+ 3s	1	0	0	0	1
Games with 5+ Reb	12	0	3	12	27
Games with 10+ Reb	1	0	0	0	1
Games with 5+ Ast	2	0	0	0	2
Games with 10+ Ast	0	0	0	0	0
Games with 5+ Blk	0	0	0	0	0
Games with 5+ Stl	0	0	0	0	0
Double-Doubles	0	0	0	0	0

**BAM TESTING RESULTS**

Vertical Jump	28.5"
Approach Vertical	38.5"
3/4 Court Sprint	3.324
Reaction Shuttle	3.226
Lane Agility Drill	11.544

**CAREER HIGHS**

Points	27 (2x) last vs. Boston College (12/12/16)
Rebounds	15 at UConn (12/23/16)
Field Goals	9 vs. Coastal Carolina (12/15/16)
Field Goals Att.	14 (2x) last vs. Coastal Carolina (12/15/16)
3-Pt. Field Goals	5 vs. Coastal Carolina (12/15/16)
3-Pt. Field Goals Att.	10 vs. Coastal Carolina (12/15/16)
Free Throws	8 vs. Georgia State (11/14/16)
Free Throws Att.	10 vs. Georgia State (11/14/16)
Assists	9 vs. USC Upstate (11/29/16)
Blocks	1 (10x) last vs. Kentucky (2/1/20)
Steals	3 (8x) last vs. Tennessee (2/22/20)
Minutes	39 vs. Missouri (3/8/17)

**2019-20 PURIFOY GAME-BY-GAME**

Opp.	Start	Min.	FG-A	3FG-A	FT-A	O-D-T	PF	A	TO	BLK	STL	Pts
GSU	*	33	4-9	3-7	2-2	2-3-5	1	1	1	1	0	13
Davidson	*	32	5-10	3-8	1-2	1-5-6	2	2	4	0	1	14
S. Alabama	*	26	1-6	0-3	0-0	1-3-4	0	0	1	0	1	2
CSUN	*	23	6-10	4-7	0-1	0-3-3	1	3	0	0	1	16
Colgate	*	25	4-6	3-4	0-0	1-2-3	2	1	1	1	0	11
New Mexico*		32	3-11	1-9	1-2	1-4-5	2	3	0	1	2	8
Richmond	*	32	3-7	1-3	6-7	2-7-9	1	0	2	0	1	13
Furman	*	28	2-9	1-6	1-2	0-2-2	2	3	2	1	1	6
Saint Louis	*	19	1-2	0-0	0-0	0-5-5	2	2	0	1	0	2
NC State	*	27	2-6	0-2	1-2	3-4-7	2	2	1	0	0	5
Lehigh	*	30	1-7	0-5	5-6	0-2-2	1	2	1	0	1	7
Lipscomb	*	24	5-9	3-5	4-4	6-3-9	3	1	2	1	0	17
Miss. St.	*	29	4-10	3-7	0-0	3-5-8	2	2	0	0	1	11
Vanderbilt	*	30	5-9	0-3	2-2	0-3-3	3	1	1	0	1	12
Georgia	*	23	3-7	1-4	0-0	3-5-8	1	2	1	0	0	7
Alabama	*	27	2-6	2-5	2-2	1-2-3	1	0	0	0	0	8
Florida		30	3-11	1-6	3-4	2-2-4	0	2	1	0	1	10
S. Carolina	*	24	0-4	0-4	4-4	1-2-3	2	1	2	0	1	4
Iowa State	*	33	4-10	3-7	0-0	2-4-6	0	1	1	0	3	11
Ole Miss	*	36	5-10	2-6	1-1	1-4-5	2	1	1	0	1	13
Kentucky	*	27	4-7	3-6	0-0	0-3-3	1	2	0	1	1	11
Arkansas	*	37	2-10	1-6	5-6	3-6-9	2	3	3	0	0	10
LSU			-dnp-									
Alabama		10	1-3	1-3	0-0	0-0-0	1	0	0	0	0	3
Missouri		24	2-4	1-3	2-2	1-1-2	3	1	0	0	0	7
Georgia	*	18	0-3	0-3	2-2	0-3-3	1	0	1	0	2	2
Tennessee	*	26	0-5	0-4	3-3	0-1-1	3	2	2	0	3	3
Ole Miss	*	27	3-5	0-1	0-0	0-3-3	2	3	1	0	1	6
Kentucky												
Texas A&M												
Tennessee												

**PURIFOY'S CAREER STATISTICS**

Year	GP-GS	Min-Avg	FG-FGA	Pct	3FG-A	Pct	FT-FTA	Pct	Off-Def-Tot--Avg	PF-FO	Ast	TO	Blk	Stl	Pts	Avg
2016-17	29-25	831-28.7	97-244	.398	59-160	.369	80-91	.879	28-108-136--4.7	65-0	51	45	5	41	333	11.5
2018-19	28-1	344-12.3	37-91	.407	20-56	.357	9-13	.692	17-42-59--2.1	32-0	17	9	1	17	103	3.7
2019-20	27-24	718-26.6	75-196	.383	37-127	.291	45-54	.833	34-87-121--4.5	43-0	39	30	7	23	232	8.6
TOTAL	84-50	1893-22.5	209-531	.394	116-343	.338	134-158	.848	79-237-316--3.8	140-0	107	84	13	81	668	8.0

4



**JAVON FRANKLIN**

6-7 • 218  
R-So. • F  
Little Rock, Ark.  
(Holmes CC)

**2019-20 (Sophomore):** Appeared in five games off the bench ... still working back from serious leg injury suffered in final season of JUCO.

**BEFORE AUBURN:** Played one season at Holmes CC (Miss.) ... averaged 10.8 points and 8.2 rebounds as a freshman ... suffered season-ending leg injury one game into his sophomore season ... finished 19th in the country with a 63.2 field goal percentage in 2017-18 ... 15th in the NJCAA with 72 blocks ... reached double figures in scoring 16 times and nine times in rebounds, while totaling seven double-doubles.

**HIGH SCHOOL AND PERSONAL DATA:** Labeled as a three-star by both Rivals and 247Sports ... chosen as the No. 23 JUCO player in the country by 247Sports ... also the No. 1 JUCO player from Arkansas ... attended Parkview Magnet High School where he averaged 16.0 points, 8.7 rebounds, 2.1 blocks, 1.9 assists and 1.8 steals as a senior in 2016-17 ... led team to 28-6 record and was named the 2017 Full Court Award Player of the Year ... tabbed the 6A McDonald's Arkansas Player of the Year and the state championship MVP ... son of Gavonna Washington ... enrolled in the College of Liberal Arts.

**CAREER HIGHS**

Points	-
Rebounds	1 vs. Georgia (1/11/20)
Field Goals	-
Field Goals Att.	-
3-Pt. Field Goals	-
3-Pt. Field Goals Att.	-
Free Throws	-
Free Throws Att.	-
Assists	1 vs. Georgia (1/11/20)
Steals	-
Blocks	-
Minutes	2 (3x) last vs. Lipscomb (12/29/19)

**2019-20 FRANKLIN GAME-BY-GAME**

Opp.	Start	Min.	FG-A	3FG-A	FT-A	O-D-T	PF	A	TO	BLK	STL	PTS
GSU			-dnp-									
Davidson			-dnp-									
S. Alabama			-dnp-									
CSUN	2	0-0	0-0	0-0	0-0-0	0 0	0	0	0	0	0	0
Colgate			-dnp-									
New Mexico	2	0-0	0-0	0-0	0-0-0	0 0	1	0	0	0	0	0
Richmond			-dnp-									
Furman			-dnp-									
Saint Louis			-dnp-									
NC State			-dnp-									
Lehigh	1	0-0	0-0	0-0	0-0-0	0 0	0	0	0	0	0	0
Lipscomb	2	0-0	0-0	0-0	0-0-0	0 0	0	0	0	0	0	0
Miss. St.			-dnp-									
Vanderbilt			-dnp-									
Georgia	2	0-0	0-0	0-0	0-1-1	0 1	0	0	0	0	0	0
Alabama			-dnp-									
Florida			-dnp-									
S. Carolina			-dnp-									
Iowa State			-dnp-									
Ole Miss			-dnp-									
Kentucky			-dnp-									
Arkansas			-dnp-									
LSU			-dnp-									
Alabama			-dnp-									
Missouri			-dnp-									
Georgia			-dnp-									
Tennessee			-dnp-									
Ole Miss			-dnp-									
Kentucky			-dnp-									
Texas A&M			-dnp-									
Tennessee			-dnp-									

**FRANKLIN'S MISCELLANEOUS STATS**

	2019-20	Career
Games with 10+ Pts	0	0
Games with 20+ Pts	0	0
Games 5+ 3s	0	0
Games with 5+ Reb	0	0
Games with 10+ Reb	0	0
Games with 5+ Ast	0	0
Games with 10+ Ast	0	0
Games with 5+ Blk	0	0
Games with 5+ Stl	0	0
Double-Doubles	0	0

**FRANKLIN'S CAREER STATISTICS**

Year	GP-GS	Min-Avg	FG-FGA	Pct	3FG-A	Pct	FT-FTA	Pct	Off-Def-Tot--Avg	PF-FO	Ast	TO	Blk	Stl	Pts	Avg
2019-20	5-0	5-1.0	0-0	.000	0-0	.000	0-0	.000	0-1-1--0.2	0-0	1	1	0	0	0	0.0
TOTAL	5-0	5-1.0	0-0	.000	0-0	.000	0-0	.000	0-1-1--0.2	0-0	1	1	0	0	0	0.0



5

**J'VON McCORMICK**

6-0 • 185

Sr. • G

New Orleans, La.

(Lee College)



**2019-20 (Senior):** Taken over as floor general for team ... second in the SEC and 98th in the country with 1.9 assist-to-turnover ratio ... fifth in the SEC and 95th in the country with 4.5 assists per game ... racked up five-plus assists nine times ... broke program record with 16 assists against CSUN ... in same game, had only one turnover ... previous record of 15 was previously held by Eddie Johnson vs. LSU on Jan. 3, 1976 ... 16-assist performance tied for the ninth-most in SEC single-game history and are the most by any player in the league since Phil Pressley (Missouri) had 19 dimes in 2013 ... named SEC Player of the Week, the first of his career, on Jan. 6 after scoring a career-high 28 points in SEC opener at Mississippi State ... scored in double figures in seven of the last 11 games ... hit the game-winning shot vs. LSU with 0:00.1 seconds left and nearly missed a triple-double with 23 points, nine assists and a career-high nine rebounds ... recorded career-high five steals against Tennessee, becoming first Auburn with five steals in a game since Antoine Mason Jr. 2015 ... leads team with 32 steals ... averaging 15 points, 4.6 rebounds and 4.0 assists over his last seven games.

**BEFORE AUBURN:** Played two seasons at Lee College (Texas) ... averaged 18.5 points, 6.4 assists and 5.3 rebounds in 28 games for the Runnin' Rebels as a sophomore ... started all 28 games ... was the third-highest scorer in the Region XIV Athletic Conference ... had 180 assists - the third-most in the region ... also added 44 steals ... knocked down 127 free throws ... averaged 4.9 points, 2.1 assists and 2.0 rebounds in 31 games for the Runnin' Rebels as a freshman ... started seven games ... totaled 62 rebounds, including 23 offensive ... racked up 64 assists and contributed 39 steals.

**HIGH SCHOOL AND PERSONAL DATA:** Known for quickness and ability to create off the bounce ... fast guard to push the tempo and guard opposing team's primary ball-handlers ... scored over 2,000 points for Mayde Creek High School (Texas) ... earned the 2016 19-6A Offensive MVP ... was a member of the all-conference team ... earned the newcomer of the year award as a freshman ... played for coach Darius Barnes Jr. and C.O.G Elite ... also played for coach Tim Schumacher and Houston Hoops ... son of Carol McCormick ... has two brothers, Brad and Troy ... enrolled in the Harbert College of Business.

**McCORMICK'S MISCELLANEOUS STATS**

	2018-19	2019-20	Career
Games with 10+ Pts	4	14	18
Games with 20+ Pts	0	5	5
Games 5+ 3s	0	1	1
Games with 5+ Reb	0	9	9
Games with 10+ Reb	0	0	0
Games with 5+ Ast	0	9	9
Games with 10+ Ast	0	1	1
Games with 5+ Blk	0	0	0
Games with 5+ Stl	0	1	1
Double-Doubles	0	0	0

**BAM TESTING RESULTS**

Vertical Jump	35"
Approach Vertical	43.5"
3/4 Court Sprint	2.997
Reaction Shuttle	2.922
Lane Agility Drill	10.581

**CAREER HIGHS**

Points	28 at Mississippi State (1/4/20)
Rebounds	9 vs. LSU (2/8/20)
Field Goals	9 (2x) last at Georgia (2/19/20)
Field Goals Att.	19 at Georgia (2/19/20)
3-Pt. Field Goals	5 vs. LSU (2/8/20)
3-Pt. Field Goals Att.	10 vs. LSU (2/8/20)
Free Throws	9 at Missouri (2/15/20)
Free Throws Att.	13 at Missouri (2/15/20)
Assists	16 vs. CSUN (1/15/19)
Blocks	1 (4x) last vs. Kentucky (2/1/20)
Steals	5 vs. Tennessee (2/22/20)
Minutes	45 at Ole Miss (1/28/20)

**2019-20 McCORMICK GAME-BY-GAME**

Opp.	Start	Min.	FG-A	3FG-A	FT-A	O-D-T	PF	A	TO	BLK	STL	PTS
GSU	*	30	4-10	0-4	1-3	2-1-3	4	4	5	0	0	9
Davidson	*	33	5-12	0-4	1-3	1-4-5	2	5	0	0	0	11
S. Alabama	*	32	3-9	3-7	0-3	1-3-4	2	2	4	1	0	9
CSUN	*	22	1-3	0-2	0-0	0-4-4	1	16	1	0	3	2
Colgate	*	27	6-12	2-5	0-0	0-3-3	1	8	2	0	2	14
New Mexico*		27	3-14	1-4	0-0	1-5-6	2	6	2	0	2	7
Richmond	*	30	2-9	1-3	2-2	1-5-6	1	6	4	0	2	7
Furman	*	39	4-11	1-2	0-2	1-3-4	3	4	0	0	1	9
Saint Louis	*	32	7-14	4-8	2-8	3-4-7	0	6	1	0	1	20
NC State	*	31	5-12	0-2	4-6	2-2-4	3	3	3	0	1	14
Lehigh	*	29	7-12	4-7	0-0	1-1-2	2	4	0	0	1	18
Lipscomb	*	28	3-7	2-6	0-0	0-2-2	2	4	2	0	1	8
Miss. St.	*	32	9-17	2-6	8-11	3-1-4	1	4	5	0	2	28
Vanderbilt	*	33	3-11	0-4	4-6	0-3-3	2	2	1	0	0	10
Georgia	*	25	3-8	1-1	2-3	0-2-2	3	3	1	0	0	9
Alabama	*	23	2-8	0-3	1-2	2-4-6	5	3	1	0	1	5
Florida	*	32	1-7	0-3	4-6	0-1-1	1	2	3	0	0	6
S. Carolina	*	27	5-11	1-3	2-3	1-2-3	3	5	2	0	0	13
Iowa State	*	32	4-9	1-3	2-5	2-1-3	1	4	2	0	0	11
Ole Miss	*	45	4-10	0-2	4-6	0-4-4	4	2	9	0	3	12
Kentucky	*	33	1-5	0-2	2-2	1-4-5	3	4	1	1	0	4
Arkansas	*	40	4-10	2-5	6-9	1-5-6	3	3	2	0	0	16
LSU	*	41	7-15	5-10	4-7	3-6-9	4	9	3	0	2	23
Alabama	*	38	2-13	1-6	4-4	0-6-6	2	5	0	0	2	9
Missouri	*	28	6-9	0-3	9-13	1-2-3	4	2	4	0	2	21
Georgia	*	37	9-22	3-8	1-2	1-2-3	3	2	5	0	1	22
Tennessee	*	34	3-10	0-2	2-4	1-1-2	2	4	1	0	5	8
Ole Miss	*	33	2-9	0-1	2-2	0-3-3	4	3	2	0	0	6
Kentucky												
Texas A&M												
Tennessee												

**McCORMICK'S CAREER STATISTICS**

Year	GP-GS	Min-Avg	FG-FGA	Pct	3FG-A	Pct	FT-FTA	Pct	Off-Def-Tot--Avg	PF-FO	Ast	TO	Blk	Stl	Pts	Avg
2018-19	39-0	472-12.1	63-120	.525	10-20	.500	24-39	.615	15-22-37--0.9	37-0	53	29	3	31	160	4.1
2019-20	28-28	882-31.5	115-299	.385	34-116	.293	67-112	.598	29-84-113--4.0	68-1	125	66	2	32	331	11.8
TOTAL	67-28	1354-20.2	178-419	.425	44-136	.324	91-151	.603	44-106-150--2.2	105-1	178	95	5	63	491	7.3

10

**SAMIR DOUGHTY**

6-4 • 195

Sr. • G

Philadelphia, Pa.  
(VCU)



**2019-20 (Senior):** Taken over as team's primary scoring option after being the fourth or fifth option a season ago ... arguably the most improved played in the SEC ... leads team and ninth in the SEC in scoring at 16.1 points per game ... scored in double figures 23 times, including 11 straight ... in last 11 games, averaging 18.5 points per tilt, ninth in the SEC in that span ... averaging 17.6 points per game at home this season ... has nine 20-point games in the first 28 games after entering the season with just two in 75 career games ... fourth in the SEC in free throws attempted (172) and fourth in free throws made (131) ... secured second career double-double with 10 points and 10 rebounds at South Alabama ... had career performance with 33 points on 10-of-15 from the floor with eight rebounds and three dimes vs. CSUN ... produced crossover, step-back 3-pointer against Colgate that sent his defender flying and earned him the No. 1 spot on the Sportscenter Top 10 for Nov. 18 ... named to the Legends Classic All-Tournament Team after scoring 19 points against New Mexico and 22 vs. Richmond, both team-highs ... posted 23 points in back-to-back wins vs. Kentucky and Arkansas ... his 15.8 points per game in SEC play ranks 10th in the conference.

**BEFORE AUBURN:** Averaged 9.0 points, 3.6 rebounds, 2.1 assists and 0.9 steals in 23.1 minutes per game ... played in 35 games, starting 15 as VCU reached the NCAA Tournament, losing to Saint Mary's in the first round ... was the Rams' fourth-leading scorer ... averaged the most points by a VCU freshman since Shawn Hampton in 1998-99 ... shot 40.9 percent from the floor, 28.4 percent from 3-point range and 76.6 percent from the foul line ... shot 34.5 percent (19-of-55) from 3-point range for the final 21 games of the season since Jan. 4 after opening the year 4-of-26 from behind the arc ... career-high 23 points with nine assists and seven rebounds at Duquesne ... just missed a triple-double with 10 points, 10 assists and eight rebounds vs. Saint Joseph's ... 17 points in the Atlantic 10 Conference Tournament vs. Richmond ... 9 points vs. Saint Mary's in the NCAA Tournament ... went 4-0 as VCU toured Spain from Aug. 12-22 in Madrid, Toledo, Valencia and Barcelona ... redshirted first year at VCU ... originally signed with St. John's.

**HIGH SCHOOL AND PERSONAL DATA:** Averaged 24.9 points, 9.7 rebounds, 4.1 assists and 2.7 steals per game while shooting 59 percent from 2-point range as a senior at Mathematics, Civics & Science Charter in Philadelphia, Pa. ... ranked as the 35th-best point guard nationally by 247 Sports, including sixth-best in Pennsylvania, as a senior ... three-star recruit ... enrolled in College of Liberal Arts.

**DOUGHTY'S MISCELLANEOUS STATS**

	2016-17	2018-19	2019-20	Career
Games with 10+ Pts	15	10	23	48
Games with 20+ Pts	1	1	9	11
Games 5+ 3s	0	0	3	3
Games with 5+ Reb	9	13	11	33
Games with 10+ Reb	0	1	1	2
Games with 5+ Ast	4	2	0	6
Games with 10+ Ast	1	0	0	1
Games with 5+ Blk	0	0	0	0
Games with 5+ Stl	0	0	0	0
Double-Doubles	1	0	1	2

**BAM TESTING RESULTS**

Vertical Jump	30.5"
Approach Vertical	36"
3/4 Court Sprint	3.215
Reaction Shuttle	3.333
Lane Agility Drill	11.607

**CAREER HIGHS**

Points	33 vs. CSUN (11/15/19)
Rebounds	10 (2x) last at South Alabama (11/12/19)
Field Goals	10 (2x) last vs. LSU (2/8/20)
Field Goals Att.	19 vs. LSU (2/8/20)
3-Pt. Field Goals	6 vs. CSUN (11/15/19)
3-Pt. Field Goals Att.	11 vs. LSU (2/8/20)
Free Throws	14 vs. Kentucky (2/1/20)
Free Throws Att.	15 vs. Kentucky (2/1/20)
Assists	10 vs. St. Joseph's (2/14/17)
Blocks	1 (8x) last at Mississippi State (1/4/20)
Steals	4 (4x) last vs. NC State (12/19/19)
Minutes	46 at Ole Miss (1/28/20)

**2019-20 DOUGHTY GAME-BY-GAME**

Opp.	Start	Min.	FG-A	3FG-A	FT-A	O-D-T	PF	A	TO	BLK	STL	PTS
GSU	*	33	6-10	1-3	7-9	0-5-5	3	3	3	0	4	20
Davidson	*	34	3-10	0-5	5-6	2-3-5	3	3	4	0	1	11
S. Alabama	*	32	3-5	1-2	3-3	3-7-10	3	2	3	0	0	10
CSUN	*	24	10-15	6-8	7-7	2-6-8	0	3	0	1	0	33
Colgate	*	27	7-13	4-9	2-3	1-2-3	2	2	1	1	1	20
New Mexico*		32	6-12	5-9	2-5	1-1-2	2	2	3	0	3	19
Richmond *		35	7-16	2-6	6-8	1-0-1	0	3	0	0	1	22
Furman *		42	5-12	0-7	3-5	0-1-1	0	1	6	1	0	13
Saint Louis *		32	1-6	1-4	5-6	0-3-3	1	0	0	0	1	8
NC State *		32	6-12	3-5	9-12	0-2-2	2	4	5	1	4	24
Lehigh *		32	2-8	1-5	1-2	1-1-2	3	4	0	0	1	6
Lipscomb *		33	5-13	1-7	0-0	0-2-2	2	7	4	0	0	11
Miss. St. *		35	4-12	0-4	7-8	1-7-8	3	0	2	1	2	15
Vanderbilt *		34	1-9	1-5	3-4	1-1-2	4	2	0	0	0	6
Georgia *		28	6-12	2-5	3-7	1-5-6	4	4	3	0	1	17
Alabama *		32	2-11	0-2	2-3	0-0-0	5	3	7	0	0	6
Florida *		33	3-12	2-7	0-0	0-2-2	0	0	0	0	0	8
S. Carolina *		30	3-10	1-5	4-4	1-4-5	2	4	2	0	2	11
Iowa State *		31	5-13	1-6	7-8	0-6-6	4	5	5	0	0	18
Ole Miss *		46	4-15	1-7	8-13	1-4-5	4	3	3	0	1	17
Kentucky *		30	4-10	1-4	14-15	0-5-5	4	0	1	0	1	23
Arkansas *		40	8-13	3-7	4-4	2-1-3	2	2	2	0	0	23
LSU *		41	10-19	5-11	1-2	1-4-5	2	1	2	0	0	26
Alabama *		41	7-17	0-4	4-4	2-5-7	3	2	1	0	1	18
Missouri *		38	3-8	0-2	10-13	0-3-3	3	4	1	0	0	16
Georgia *		33	5-17	1-6	4-5	1-3-4	2	3	2	0	1	15
Tennessee *		38	7-16	3-5	5-8	3-1-4	3	3	1	0	3	22
Ole Miss *		33	4-9	1-4	5-8	0-3-3	4	4	5	0	0	14
Kentucky												
Texas A&M												
Tennessee												

**DOUGHTY'S CAREER STATISTICS**

Year	GP-GS	Min-Avg	FG-FGA	Pct	3FG-A	Pct	FT-FTA	Pct	Off-Def-Tot--Avg	PF-FO	Ast	TO	Blk	Stl	Pts	Avg
2016-17*	35-15	809-23.1	103-252	.409	23-81	.284	85-111	.766	29-98-127--3.6	76-3	75	66	2	33	314	9.0
2018-19	40-27	969-24.2	98-214	.458	45-106	.425	51-65	.785	42-96-138--3.5	87-1	67	55	3	54	292	7.3
2019-20	28-28	932-33.3	137-335	.409	47-154	.305	131-172	.762	25-87-112--4.0	70-1	74	66	4	31	452	16.1
TOTAL	103-70	2710-26.3	338-801	.422	115-341	.337	267-348	.767	96-281-377--3.7	233-5	216	187	9	118	1058	10.3

13



**BABATUNDE AKINGBOLA**

6-10 • 236  
Fr. • C  
Ogun, Nigeria  
(McEachern)

**2019-20 (Freshman):** Appeared in 12 games off the bench ... blocked a pair of shots in the first minute his career minute at South Alabama ... pulled down a pair of rebounds in five minutes of action vs. New Mexico ... scored his first career points with a dunk against Lipscomb.

**HIGH SCHOOL AND PERSONAL DATA:** Labeled as a four-star by Rivals and a three-star by 247Sports and ESPN ... tabbed as the No. 15 player in Georgia by 247Sports and ESPN ... played at McEachern High School ... was a two-time all-state selection ... team made the Final Four ... averaged 6.0 points, 6.1 rebounds, 3.0 blocks and 1.1 assists per game ... competed with Athletes of Tomorrow on the Nike EYBL circuit ... had 70 rebounds to go along with 27 blocks and shot 56 percent from the floor in 10 games for AOT during Nike 17U circuit ... led team to third-place finish at the 45th annual City of Palms Classic ... son of Akintayo and Temitayo Akingbola ... has four sisters: Yinka, Laide, Kemi and Lola ... goes by the nickname "Stretch" ... enrolled in the Harbert College of Business.

**BAM TESTING RESULTS**

Vertical Jump	27.5"
Approach Vertical	31.5"
3/4 Court Sprint	3.650
Reaction Shuttle	3.229
Lane Agility Drill	12.669

**CAREER HIGHS**

Points	2 vs. Lipscomb (12/29/19)
Rebounds	2 vs. New Mexico (11/25/19)
Field Goals	1 vs. Lipscomb (12/29/19)
Field Goals Att.	1 (4x) last at Alabama (1/15/20)
3-Pt. Field Goals	-
3-Pt. Field Goals Att.	1 at Alabama (1/15/20)
Free Throws	-
Free Throws Att.	-
Assists	1 (2x) last vs. Lipscomb (12/29/19)
Steals	-
Blocks	2 (2x) last vs. New Mexico (11/25/19)
Minutes	5 (2x) last vs. New Mexico (11/25/19)

**2019-20 AKINGBOLA GAME-BY-GAME**

Opp.	Start	Min.	FG-A	3FG-A	FT-A	O-D-T	PF	A	TO	BLK	STL	PTS
GSU			-dnp-									
Davidson			-dnp-									
S. Alabama	4	0-1	0-0	0-0	0-0	1-0-1	0	1	0	2	0	0
CSUN	5	0-1	0-0	0-0	0-0	0-1-1	3	0	1	0	0	0
Colgate	2	0-0	0-0	0-0	0-0-0	0	0	0	0	0	0	0
New Mexico	5	0-0	0-0	0-0	0-2-2	0	0	0	2	0	0	0
Richmond	2	0-0	0-0	0-0	0-0-0	0	0	0	0	0	0	0
Furman			-dnp-									
Saint Louis	1	0-0	0-0	0-0	0-0-0	1	0	0	0	0	0	0
NC State			-dnp-									
Lehigh	1	0-0	0-0	0-0	0-0-0	0	0	0	0	0	0	0
Lipscomb	2	1-1	0-0	0-0	0-0-0	1	1	0	0	0	0	2
Miss. St.			-dnp-									
Vanderbilt	1	0-0	0-0	0-0	0-0-0	0	0	0	0	0	0	0
Georgia	4	0-0	0-0	0-0	0-0-0	1	0	2	0	0	0	0
Alabama	2	0-1	0-1	0-0	0-0-0	1	0	0	0	0	0	0
Florida			-dnp-									
S. Carolina			-dnp-									
Iowa State			-dnp-									
Ole Miss			-dnp-									
Kentucky			-dnp-									
Arkansas			-dnp-									
LSU			-dnp-									
Alabama			-dnp-									
Missouri			-dnp-									
Georgia	1	0-0	0-0	0-0	0-0-0	0	0	0	0	0	0	0
Tennessee			-dnp-									
Ole Miss			-dnp-									
Kentucky			-dnp-									
Texas A&M			-dnp-									
Tennessee			-dnp-									

**AKINGBOLA'S MISCELLANEOUS STATS**

	2019-20	Career
Games with 10+ Pts	0	0
Games with 20+ Pts	0	0
Games 5+ 3s	0	0
Games with 5+ Reb	0	0
Games with 10+ Reb	0	0
Games with 5+ Ast	0	0
Games with 10+ Ast	0	0
Games with 5+ Blk	0	0
Games with 5+ Stl	0	0
Double-Doubles	0	0

**AKINGBOLA'S CAREER STATISTICS**

Year	GP-GS	Min-Avg	FG-FGA	Pct	3FG-A	Pct	FT-FTA	Pct	Off-Def-Tot--Avg	PF-FO	Ast	TO	Blk	Stl	Pts	Avg
2019-20	12-0	24-2.0	1-4	.250	0-1	.000	0-0	.000	1-3-4--0.3	7-0	2	3	4	0	2	0.2
TOTAL	12-0	24-2.0	1-4	.250	0-1	.000	0-0	.000	1-3-4--0.3	7-0	2	3	4	0	2	0.2

22



**ALLEN FLANIGAN**

6-5 • 200

Fr. • G

Little Rock, Ark.  
(Parkview Magnet)

**2019-20 (Freshman):** Appeared in all 28 games ... earned first career start at Missouri ... third-best rebounding guard on the team at 2.7 boards per contest ... pulled down at least four rebounds nine times, including the last three SEC games ... was a perfect 4-for-4 and scored eight points in 12 minutes vs. Furman ... recorded career-highs in points (12) and rebounds (6) against Georgia ... matched career high with six boards in home win vs. Alabama ... followed up with six rebounds and hit season-best five free throws at Missouri.

**HIGH SCHOOL AND PERSONAL DATA:** Labeled as a four-star by ESPN and a three-star by Rivals and 247Sports ... selected as the No. 1 player in Arkansas by ESPN and No. 3 by 247Sports ... attended Parkview Magnet High School where he played for his grandfather and local legend Alfred Flanigan ... won two state championships ... named the 5A Gatorade Arkansas Player of the Year ... also chosen as the district's top athlete ... played for the Joe Johnson Hawks in the adidas Gauntlet circuit, averaging 8.4 points, 3.6 rebounds and 1.2 assists per game ... led Hawks to 21-5 record and age division title in the Real Deal in the Rock ... son of Wes and Katrina Flanigan ... has two siblings: Collin and Mike ... father, Wes, was a four-year starter at point guard at Auburn from 1993-97 and is in the top 25 in program history with 1,228 career points ... father, Wes, was also an All-SEC selection in 1996 ... enrolled in the College of Education.

FLANIGAN'S MISCELLANEOUS STATS		
	2019-20	Career
Games with 10+ Pts	1	1
Games with 20+ Pts	0	0
Games 5+ 3s	0	0
Games with 5+ Reb	5	5
Games with 10+ Reb	0	0
Games with 5+ Ast	0	0
Games with 10+ Ast	0	0
Games with 5+ Blk	0	0
Games with 5+ Stl	0	0
Double-Doubles	0	0

BAM TESTING RESULTS	
Vertical Jump	30"
Approach Vertical	35.0"
3/4 Court Sprint	3.330
Reaction Shuttle	3.300
Lane Agility Drill	10.534

CAREER HIGHS	
Points	12 vs. Georgia (1/11/20)
Rebounds	6 (3x) last at Missouri (2/15/20)
Field Goals	5 vs. Georgia (1/11/20)
Field Goals Att.	7 at Georgia (2/19/20)
3-Pt. Field Goals	2 vs. Georgia (1/11/20)
3-Pt. Field Goals Att.	4 at Arkansas (2/4/20)
Free Throws	5 at Missouri (2/15/20)
Free Throws Att.	8 at Missouri (2/15/20)
Assists	2 (2x) last at Missouri (2/15/20)
Steals	2 vs. Georgia (1/11/20)
Blocks	1 (3x) last vs. LSU (2/8/20)
Minutes	29 at Missouri (2/15/20)

2019-20 FLANIGAN GAME-BY-GAME													
Opp.	Start	Min.	FG-A	3FG-A	FT-A	O-D-T	PF	A	TO	BLK	STL	PTS	
GSU		7	0-0	0-0	0-0	0-1-1	1	1	1	0	0	0	
Davidson		6	0-1	0-1	0-0	0-1-1	1	0	1	0	0	0	
S. Alabama	12	2-5	0-0	0-2	1-0-1	0	0	0	0	0	0	4	
CSUN	18	3-5	1-1	0-0	0-3-3	1	1	1	1	0	0	7	
Colgate	9	0-3	0-2	0-0	0-3-3	1	0	0	0	0	0	0	
New Mexico	12	2-4	0-2	0-0	0-2-2	2	2	0	0	0	0	4	
Richmond	14	1-3	0-0	1-2	3-1-4	3	0	1	0	0	0	3	
Furman	12	4-4	0-0	0-2	1-1-2	0	0	1	0	0	0	8	
Saint Louis	14	1-4	0-1	1-2	3-2-5	1	0	0	0	0	0	3	
NC State	22	1-5	0-2	1-2	1-3-4	4	1	0	0	0	0	3	
Lehigh	15	3-4	0-1	0-1	0-1-1	0	0	1	0	1	0	6	
Lipscomb	10	0-0	0-0	0-0	0-0-0	3	0	2	0	0	0	0	
Miss. St.	12	0-2	0-2	0-2	1-0-1	2	0	1	0	0	0	0	
Vanderbilt	17	1-3	1-2	0-2	1-2-3	3	0	1	0	0	0	3	
Georgia	21	5-6	2-3	0-0	0-6-6	2	0	1	0	2	12		
Alabama	15	2-4	0-1	2-3	0-4-4	2	0	3	1	0	0	6	
Florida	11	0-1	0-0	0-0	1-3-4	0	0	0	0	1	0		
S. Carolina	14	1-2	0-1	0-0	0-1-1	2	0	1	0	0	2		
Iowa State	11	1-3	0-0	0-0	3-0-3	3	1	0	0	0	2		
Ole Miss	12	0-2	0-1	0-0	1-1-2	3	0	0	0	0	0		
Kentucky	9	0-2	0-1	0-0	0-2-2	2	0	0	0	0	0		
Arkansas	14	1-5	0-4	1-1	0-1-1	3	1	2	0	0	0	3	
LSU	15	1-6	0-3	0-1	0-2-2	0	1	0	1	0	2		
Alabama	17	1-2	0-1	3-4	2-4-6	2	1	1	0	1	5		
Missouri	*	29	0-3	0-3	5-8	2-4-6	2	2	1	0	0	5	
Georgia	*	21	1-7	0-0	1-2	2-3-5	1	0	1	0	0	3	
Tennessee	*	18	2-2	1-1	0-0	0-1-1	3	0	0	0	1	5	
Ole Miss		9	0-2	0-0	0-0	0-2-2	0	0	1	0	1	0	
Kentucky													
Texas A&M													
Tennessee													

**FLANIGAN'S CAREER STATISTICS**

Year	GP-GS	Min-Avg	FG-FGA	Pct	3FG-A	Pct	FT-FTA	Pct	Off-Def-Tot--Avg	PF-FO	Ast	TO	Blk	Stl	Pts	Avg
2019-20	28-3	390-13.9	33-90	.367	5-33	.152	15-34	.441	22-54-76--2.7	47-0	11	21	3	7	86	3.1
TOTAL	28-3	390-13.9	33-90	.367	5-33	.152	15-34	.441	22-54-76--2.7	47-0	11	21	3	7	86	3.1

23



**ISAAC OKORO**

6-6 • 225

Fr. • F

Powder Springs, Ga.  
(McEachern)

**2019-20 (Freshman):** Started 25 games as first-year player in senior-laden lineup ... missed three games due to injury ... third in SEC and 73rd nationally with a 51.8 field-goal percentage ... field-goal percentage ranks ninth nationally among freshmen ... scored in double figures in first six games of his career, becoming just the second freshman since 1990 to accomplish the feat (Mustapha Heron) ... 18 total games in double figures is tied for second on the team ... averaging 12.7 points per game in SEC play ... second on the team with 4.6 rebounds per game ... pulled down 50 offensive rebounds, also second on the team ... has two or more steals in 10 games this season, including four of his last six games played ... hit the game-winning shot at South Alabama with 2.9 seconds left and became the only Auburn player in the last 15 years with a stat line of 15 points, six rebounds, six assists, two steals and two blocks in a game ... named SEC Freshman of the Week Nov. 18 and Dec. 9 ... is the fourth freshman in program history to earn the weekly recognition twice in a season, joining Jared Harper (2016-17), Aaron Swinson (1991-92) and Wesley Person (1990-91) ... scored career-high 23 points against Vanderbilt, including one-handed dunk that was No. 7 on the Sportscenter Top 10 for Jan. 9 ... named NBC Sports Player of the Week on Jan. 13 ... dished out a career-high seven assists in win over South Carolina ... matched career high with nine rebounds in home win vs. Alabama ... scored 19 points in same game, making it six of his last seven games in double figures ... poured in 99 points during that seven-game stretch.

**INTERNATIONAL EXPERIENCE:** Won gold medal with 2018 USA U17 World Cup Team, averaging 4.3 points per game to help USA to a 7-0 record from June 30-July 8 in Santa Fe, Argentina ... took part in 2017 USA Basketball Men's Junior National Team Minicamp ... participated in 2016 Junior National Team Minicamp.

**HIGH SCHOOL AND PERSONAL DATA:** Labeled as a five-star by Rivals and a four-star by 247Sports ... rated as the second-highest signing in program history according to the 247Sports composite ranking ... tabbed as the No. 31 and No. 36 player in the country by Rivals and 247Sports, respectively ... chosen as the No. 2 player in the state of Georgia by 247Sports ... played at McEachern High School where he had his No. 35 jersey retired ... was a four-time all-state selection ... led team to 32-0 record and the state title in 2018-19, the first in the school's history ... team was ranked No. 1 in the country according to MaxPreps, BlueStar Media and the Prep Circuit Power 50 ... averaged 19.7 points, 10.1 rebounds, 3.2 assists and 2.7 steals as a senior ... named the 2019 AJC Player of the Year ... graduated with honors ... competed with Athletes of Tomorrow on the Nike EYBL circuit ... averaged 17.7 points, 8.4 rebounds and 4.1 assists with 51.7 field goal percentage ... son of Godwin and Gloria Okoro ... has three siblings: Michael, Rachel and Ashley ... enrolled in the Harbert College of Business.

**OKORO'S MISCELLANEOUS STATS**

	2019-20	Career
Games with 10+ Pts	18	18
Games with 20+ Pts	1	1
Games 5+ 3s	0	0
Games with 5+ Reb	12	12
Games with 10+ Reb	0	0
Games with 5+ Ast	2	2
Games with 10+ Ast	0	0
Games with 5+ Blk	0	0
Games with 5+ Stl	0	0
Double-Doubles	0	0

**BAM TESTING RESULTS**

Vertical Jump	30.5"
Approach Vertical	38.5"
3/4 Court Sprint	3.202
Reaction Shuttle	3.137
Lane Agility Drill	11.519

**CAREER HIGHS**

Points	23 vs. Vanderbilt (1/8/20)
Rebounds	9 (3x) last vs. Alabama (2/12/20)
Field Goals	8 vs. CSUN (11/15/19)
Field Goals Att.	13 (2x) last vs. LSU (2/8/20)
3-Pt. Field Goals	2 (4x) last at Arkansas (2/4/20)
3-Pt. Field Goals Att.	6 vs. LSU (2/8/20)
Free Throws	10 vs. Vanderbilt (1/8/20)
Free Throws Att.	14 vs. Vanderbilt (1/8/20)
Assists	7 vs. South Carolina (1/22/20)
Steals	3 (2x) last at Alabama (1/15/20)
Blocks	3 (2x) last vs. Georgia (1/11/20)
Minutes	44 at Ole Miss (1/28/20)

**2019-20 OKORO GAME-BY-GAME**

Opp.	Start	Min.	FG-A	3FG-A	FT-A	O-D-T	PF	A	TO	BLK	STL	PTS
GSU	*	31	6-9	0-1	0-0	1-4-5	3	2	3	0	0	12
Davidson	*	30	5-7	2-3	4-6	0-1-1	2	0	2	0	0	16
S. Alabama	*	36	6-12	0-2	3-6	2-4-6	1	6	2	2	2	15
CSUN	*	21	8-12	0-2	1-1	2-3-5	2	0	1	2	0	17
Colgate	*	29	5-11	0-3	1-2	2-1-3	1	2	2	1	2	11
New Mexico*		29	5-8	1-2	1-4	3-1-4	1	1	1	1	3	12
Richmond	*	23	4-6	0-1	1-1	2-4-6	4	1	2	1	0	9
Furman	*	43	5-9	0-3	8-9	3-6-9	3	3	6	1	0	18
Saint Louis	*	35	5-13	2-3	0-0	4-1-5	2	1	1	1	0	12
NC State	*	28	3-6	0-0	3-7	1-2-3	4	2	4	0	1	9
Lehigh	*	23	3-4	0-1	2-2	2-1-3	4	1	3	0	2	8
Lipscomb	*	31	5-9	0-2	4-5	4-0-4	2	2	0	3	0	14
Miss. St.	*	35	5-9	0-1	4-5	1-7-8	2	2	1	0	2	14
Vanderbilt	*	32	6-9	1-1	10-14	3-3-6	1	3	2	0	1	23
Georgia	*	29	3-8	1-4	0-0	0-0-0	4	3	1	3	0	7
Alabama	*	36	5-11	1-4	2-3	1-3-4	2	1	3	2	3	13
Florida	*	34	1-7	1-3	4-4	2-1-3	3	1	0	1	1	7
S. Carolina	*	31	3-7	0-1	2-2	1-2-3	2	7	1	0	0	8
Iowa State	*	32	7-11	1-3	4-8	1-1-2	3	2	2	0	0	19
Ole Miss	*	44	4-9	1-2	5-6	4-5-9	2	3	2	1	2	14
Kentucky	*	36	3-11	2-4	6-12	1-2-3	3	2	2	0	2	14
Arkansas	*	36	6-10	2-5	0-1	4-3-7	3	2	1	1	2	14
LSU	*	43	3-13	1-6	2-2	2-4-6	2	1	1	2	0	9
Alabama	*	31	7-11	0-3	5-8	4-5-9	4	2	4	1	2	19
Missouri	-dnp-											
Georgia	-dnp-											
Tennessee	-dnp-											
Ole Miss	*	28	3-4	1-1	3-6	0-0-0	4	1	2	1	0	10
Kentucky												
Texas A&M												
Tennessee												

**OKORO'S CAREER STATISTICS**

Year	GP-GS	Min-Avg	FG-FGA	Pct	3FG-A	Pct	FT-FTA	Pct	Off-Def-Tot--Avg	PF-FO	Ast	TO	Blk	Stl	Pts	Avg
2019-20	25-25	795-31.8	116-226	.513	17-61	.279	75-114	.658	50-64-114--4.6	64-0	51	49	24	25	324	13.0
TOTAL	25-25	795-31.8	116-226	.513	17-61	.279	75-114	.658	50-64-114--4.6	64-0	51	49	24	25	324	13.0

24



**ANFERNEE McLEMORE**

6-7 • 220

Sr. • F

Warwick, Ga.

(Worth County HS)

**2019-20 (Senior):** Appeared in 24 games as the first player off the bench ... earned four starts, all in SEC play ... 10th in the SEC with 1.2 blocks per game ... blocked at least three shots six times ... tied career best with six blocks against Lehigh, all of which came in the second half ... third in Auburn history with 186 blocks, recently passing former teammate Horace Spencer (2015-19) who had 170 swats ... 186 blocks ranks 15th nationally among active players and is sixth among Power 5 players ... pulled down five-plus rebounds 14 times, including eight of the last 14 games ... boasts third-best field goal percentage on the team at 45.2 percent ... scored in double figures nine times, five times in SEC play ... team's third-best three-point shooter at 30.6 percent (26-of-85) ... made multiple 3s eight times ... knocked down career-high five 3s and matched career high with 19 points against Ole Miss ... recorded first double-double of the season with 11 points and a season-high 10 rebounds vs. Arkansas.

**HIGH SCHOOL AND PERSONAL DATA:** Rated as a four-star prospect by ESPN ... rated as a 3-star by 247Sports, Rivals and Scout ... averaged 15.6 points, 11.2 rebounds and 6.9 blocks per game for Worth County as a senior in 2015-16 under coach Connie Mays ... three-time selection to the Albany Herald's Super Six as a sophomore, junior and senior ... the Rams finished in a three-way tie for first in the Georgia High School Region 1 4A standings ... averaged 19 points, 11.8 rebounds and 6.4 blocks per game for Worth County as a junior in 2014-15, recording several triple-doubles ... two-time All-Area selection by the Albany Herald ... started for the Rams each of his four years in high school ... Georgia Class 4A Sophomore of the Year by Hoopseen ... had a 4.0 GPA in advanced classes and was accepted by the Massachusetts Institute of Technology ... scored a 1670 on his SAT ... had considered Yale, Brown, Oregon State, Stanford and Georgia Tech ... played AAU basketball for the Atlanta Celtics under Horace Neysmith ... full name is Anfernee Keith McLemore ... son of Cinderella Lewis and Feron McLemore ... enrolled in the Harbert College of Business ... signed national letter of intent on Nov. 11, 2015.

**McLEMORE'S MISCELLANEOUS STATS**

	2016-17	2017-18	2018-19	2019-20	Career
Games with 10+ Pts	4	9	10	9	32
Games with 20+ Pts	0	0	0	0	0
Games 5+ 3s	0	0	0	1	1
Games with 5+ Reb	16	14	17	14	61
Games with 10+ Reb	1	4	2	1	9
Games with 5+ Ast	0	0	0	0	0
Games with 10+ Ast	0	0	0	0	0
Games with 5+ Blk	0	6	0	1	7
Games with 5+ Stl	0	0	0	0	0
Double-Doubles	0	3	0	1	4

**BAM TESTING RESULTS**

Vertical Jump	34.5"
Approach Vertical	42"
3/4 Court Sprint	3.230
Reaction Shuttle	2.933
Lane Agility Drill	10.786

**CAREER HIGHS**

Points	19 (4x) last at Ole Miss (1/28/20)
Rebounds	13 at Dayton (11/29/17)
Field Goals	8 (2x) last vs. Saint Peter's (11/28/18)
Field Goals Att.	13 vs. Saint Peter's (11/28/18)
3-Pt. Field Goals	5 at Ole Miss (1/28/20)
3-Pt. Field Goals Att.	10 at Ole Miss (1/28/20)
Free Throws	7 at LSU (2/21/17)
Free Throws Att.	8 (2x) last vs. North Florida (12/29/18)
Assists	2 (6x) last vs. Lipscomb (12/29/19)
Blocks	6 (3x) last vs. Lehigh (12/21/19)
Steals	4 vs. North Florida (12/29/18)
Minutes	34 at Arkansas (2/4/20)

**2019-20 McLEMORE GAME-BY-GAME**

Opp.	Start	Min.	FG-A	3FG-A	FT-A	O-D-T	PF	A	TO	BLK	STL	PTS
GSU		21	1-4	0-1	0-0	0-3-3	2	2	2	0	0	2
Davidson		25	4-5	0-1	4-5	1-4-5	1	0	1	3	1	12
S. Alabama		26	5-9	2-5	2-4	1-3-4	3	1	0	0	0	14
CSUN		18	4-7	2-5	0-0	3-2-5	2	1	0	4	0	10
Colgate		19	2-5	0-2	0-0	1-3-4	1	0	1	3	0	4
New Mexico		18	3-4	2-3	2-5	2-1-3	1	2	2	1	2	10
Richmond		20	1-3	0-2	0-0	1-1-2	2	1	1	1	3	2
Furman		16	3-4	1-2	2-2	2-3-5	5	0	1	1	0	9
Saint Louis		20	2-5	2-5	1-2	0-2-2	4	1	1	3	1	7
NC State		21	2-7	1-4	1-2	0-5-5	2	0	1	1	1	6
Lehigh		20	2-5	1-2	4-5	1-6-7	2	1	2	6	1	9
Lipscomb		17	1-2	1-2	0-0	1-5-6	1	2	2	1	2	3
Miss. St.		22	1-5	0-1	0-0	0-2-2	4	0	0	0	0	2
Vanderbilt		17	6-8	2-3	0-0	1-0-1	4	0	0	0	0	14
Georgia		21	6-8	0-2	0-1	3-3-6	2	0	1	0	0	12
Alabama		19	2-8	1-5	1-1	1-6-7	2	0	0	1	1	6
Florida	*	20	1-3	0-2	3-5	1-3-4	3	0	1	1	0	5
S. Carolina		21	1-2	0-1	2-2	1-6-7	0	0	1	2	0	4
Iowa State		18	3-5	3-5	0-0	0-4-4	2	0	2	3	1	9
Ole Miss		29	6-12	5-10	2-2	2-3-5	5	0	1	0	3	19
Kentucky		22	2-5	0-2	3-5	3-2-5	2	0	0	0	1	7
Arkansas		34	4-6	0-1	3-4	2-8-10	5	0	3	1	1	11
LSU	*	19	0-5	0-4	0-0	0-2-2	4	0	0	1	0	0
Alabama	*	24	4-10	3-7	2-4	2-5-7	5	0	1	0	0	13
Missouri	*	25	1-5	0-2	0-0	1-2-3	4	1	0	0	0	2
Georgia		19	0-5	0-4	0-0	2-1-3	4	0	1	0	1	0
Tennessee		18	2-5	0-1	3-4	2-3-5	3	1	1	0	1	7
Ole Miss		19	1-3	0-1	0-0	1-2-3	3	0	2	0	1	2
Kentucky												
Texas A&M												
Tennessee												

**McLEMORE'S CAREER STATISTICS**

Year	GP-GS	Min-Avg	FG-FGA	Pct	3FG-A	Pct	FT-FTA	Pct	Off-Def-Tot--Avg	PF-FO	Ast	TO	Blk	Stl	Pts	Avg
2016-17	32-1	483-15.1	69-101	.683	1-1	1.000	35-58	.603	54-89-143--4.5	76-0	5	28	37	13	174	5.4
2017-18	27-21	525-19.4	74-139	.532	18-46	.391	35-48	.729	49-93-142--5.3	70-1	14	24	73	20	201	7.4
2018-19	40-34	762-19.1	101-223	.453	37-112	.330	29-47	.617	39-122-161--4.0	120-4	10	30	43	29	268	6.7
2019-20	28-4	578-20.6	70-155	.452	26-85	.306	35-53	.660	35-90-125--4.5	78-4	13	27	33	21	201	7.2
TOTAL	127-60	2348-18.5	314-618	.508	82-244	.336	134-206	.650	177-394-571--4.5	344-9	42	109	186	83	844	6.6

35



**DEVAN CAMBRIDGE**

6-6 • 190  
Fr. • G  
Nashville, Tenn.  
(Hillcrest Prep)

**2019-20 (Freshman):** Appeared in all 28 games off the bench ... played 10-plus minutes 14 times ... scored career-high 26 points on 10-of-14 shooting vs. South Carolina ... 26 points were the most points scored by an Auburn freshman since Danjel Purifoy scored 27 points in back-to-back games in 2016 ... team's second-best three-point shooter at 37 percent (27-of-73) ... knocked down career-high seven 3-pointers en route to 21 points against LSU ... scored four or more points in 12 games and has at least eight points in four of his last six games ... pulled down four or more rebounds in seven games, five coming in SEC play ... racked up a block or a steal 14 times.

**HIGH SCHOOL AND PERSONAL DATA:** Labeled as a three-star by both Rivals and 247Sports ... tabbed as the No. 8 player in the state of Arizona by 247Sports ... averaged 13 points, 6.5 rebounds, 2.3 blocks and 1.7 steals in 22 games during senior season for Hillcrest Prep in Phoenix, Ariz ... Shot 49 percent from the field, including 38 percent from three ... played on the Nike EYBL circuit with Athletes of Tomorrow, averaging 15.1 points, 5.1 rebounds, 1.3 assists and 1.3 blocks per game in 13 games ... son of Desmond Cambridge and Teon Cotton ... has six siblings: Desmond Jr., Jalon, Jaloni, Jasiah, Jordyn and Kennedy ... father, Desmond Sr., was an all-conference player at Alabama A&M where he set the NCAA record for steals in a season with 160 - a record that still stands after the 2018-19 season - while also averaging 20.7 points per game ... brother, Desmond Jr., is a junior on the basketball team at Nevada ... enrolled in the College of Education.

**CAMBRIDGE'S MISCELLANEOUS STATS**

	2019-20	Career
Games with 10+ Pts	4	4
Games with 20+ Pts	2	2
Games 5+ 3s	1	1
Games with 5+ Reb	3	3
Games with 10+ Reb	0	0
Games with 5+ Ast	0	0
Games with 10+ Ast	0	0
Games with 5+ Blk	0	0
Games with 5+ Stl	0	0
Double-Doubles	0	0

**BAM TESTING RESULTS**

Vertical Jump	31.5"
Approach Vertical	40.5"
3/4 Court Sprint	3.342
Reaction Shuttle	3.440
Lane Agility Drill	11.618

**CAREER HIGHS**

Points	26 vs. South Carolina (1/22/20)
Rebounds	6 vs. Tennessee (2/22/20)
Field Goals	10 vs. South Carolina (1/22/20)
Field Goals Att.	14 vs. South Carolina (1/22/20)
3-Pt. Field Goals	7 vs. LSU (2/8/20)
3-Pt. Field Goals Att.	10 vs. LSU (2/8/20)
Free Throws	3 vs. Davidson (11/8/19)
Free Throws Att.	5 vs. Davidson (11/8/19)
Assists	1 (4x) last vs. Georgia (1/11/20)
Steals	2 vs. Saint Louis (12/14/19)
Blocks	2 vs. Alabama (2/12/20)
Minutes	30 vs. LSU (2/8/20)


**2019-20 CAMBRIDGE GAME-BY-GAME**

Opp.	Start	Min.	FG-A	3FG-A	FT-A	O-D-T	PF	A	TO	BLK	STL	PTS
GSU		16	2-4	2-3	0-0	1-2-3	3	0	0	0	0	6
Davidson		9	1-1	1-1	3-5	0-0-0	4	0	0	1	0	6
S. Alabama		9	0-0	0-0	0-0	0-1-1	0	0	0	0	0	0
CSUN		15	4-7	2-4	0-0	0-2-2	1	0	1	0	1	10
Colgate		14	4-6	1-3	0-0	1-1-2	0	0	0	1	1	9
New Mexico		13	1-4	0-2	0-0	1-1-2	1	0	1	0	0	2
Richmond		7	0-5	0-2	0-0	1-1-2	1	0	1	0	0	0
Furman		9	1-5	0-2	0-0	1-3-4	0	1	1	1	1	2
Saint Louis		14	2-3	0-1	0-2	2-2-4	0	1	0	1	2	4
NC State		7	0-0	0-0	0-0	0-1-1	3	0	1	0	0	0
Lehigh		16	2-5	0-3	0-0	0-0-0	2	0	3	0	0	4
Lipscomb		16	2-3	1-2	0-2	0-1-1	1	0	0	1	1	5
Miss. St.		7	0-0	0-0	0-0	0-0-0	2	0	0	0	0	0
Vanderbilt		9	1-3	0-2	0-0	1-3-4	1	1	1	0	0	2
Georgia		10	0-1	0-1	0-0	0-0-0	1	1	0	0	0	0
Alabama		10	0-2	0-1	0-2	1-3-4	2	0	2	0	1	0
Florida		7	1-3	0-1	0-0	0-0-0	1	0	1	0	1	2
S. Carolina		22	10-14	6-9	0-2	1-4-5	1	0	0	0	0	26
Iowa State		14	0-2	0-2	0-0	0-3-3	2	0	2	0	1	0
Ole Miss		10	0-1	0-1	0-0	0-1-1	0	0	0	0	0	0
Kentucky		9	0-2	0-1	0-0	2-3-5	0	0	0	0	0	0
Arkansas		5	0-1	0-1	0-0	1-0-1	0	0	1	1	0	0
LSU		30	7-11	7-10	0-0	1-2-3	1	0	1	0	0	21
Alabama		28	3-8	2-6	2-4	1-2-3	1	0	1	2	0	10
Missouri		15	0-3	0-3	0-0	0-2-2	2	0	1	0	0	0
Georgia		24	1-4	0-3	0-0	1-4-5	1	0	0	1	1	2
Tennessee		25	3-5	3-5	0-1	3-3-6	1	0	1	1	0	9
Ole Miss		17	3-5	2-4	0-0	0-0-0	0	0	0	1	1	8
Kentucky												
Texas A&M												
Tennessee												

**CAMBRIDGE'S CAREER STATISTICS**

Year	GP-GS	Min-Avg	FG-FGA	Pct	3FG-A	Pct	FT-FTA	Pct	Off-Def-Tot--Avg	PF-FO	Ast	TO	Blk	Stl	Pts	Avg
2019-20	28-0	371-13.3	48-108	.444	27-73	.370	5-18	.278	19-45-64--2.3	32-0	4	19	11	11	128	4.6
TOTAL	28-0	371-13.3	48-108	.444	27-73	.370	5-18	.278	19-45-64--2.3	32-0	4	19	11	11	128	4.6

50



**AUSTIN WILEY**

6-11 • 260  
Sr. • C  
Hoover, Ala.  
(Calusa Prep)

**2019-20 (Senior):** Rejoined starting lineup and has started all 28 games ... second the SEC and is 44th in the nation with 9.4 rebounds per game ... father Aubrey led the SEC in rebounding in 1993-94 ... 11th in the country with a 28.9 defensive rebound rate ... also is sixth in the nation in offensive rebound rate at 17.7 ... second in the SEC and 32nd nationally with 12 double-doubles, including five in the last eight games ... became first Auburn player to have three straight double-doubles since Cinmeon Bowers in 2016 ... ninth nationally drawing 7.3 fouls per 40 minutes ... fifth in the SEC and 76th nationally with 1.6 blocks per game ... has a block in 21 of his last 25 games and matched his career high with five blocks in home win vs. Alabama ... scored season-high 18 points and pulled down career-high 17 boards in same game ... 17 rebounds are the most by an Auburn player in an SEC game since Cinmeon Bowers grabbed 18 boards against Ole Miss in 2016 ... has eight-plus rebounds in 22 of 28 games ... named SEC Player of the Week, the first of his career, on Dec. 2 after averaging 16 points and 10.5 rebounds per game en route to being named the MVP at the Legends Classic ... just the fourth center in program history to earn the weekly award, joining Mamadou N'diaye (1999), Aaron Swinson (1994) and Jeff Moore (1987) ... scored in double figures 18 times, tied for second-most on the team.

**INTERNATIONAL EXPERIENCE:** Selected and named the team captain for the 12-member USA Basketball U19 World Cup Team to play in the FIBA World Cup in Cairo, Egypt, July 1-9, 2017 ... only American and one of seven players to average a double-double in the tournament with 10.3 points and 10.9 rebounds in only 19.9 minutes per game as the United States won the bronze medal, finishing 6-1 ... shot 50 percent from the field ... started all seven games ... had three double-doubles and a rebound shy of four double-doubles in seven games.

**HIGH SCHOOL AND PERSONAL DATA:** Ranked 13th nationally by Scout, 16th by Rivals and 17th by 247Sports ... played on Team USA's gold medal winner at the FIBA Men's U17 World Championship in Zaragoza, Spain in summer of 2016 ... consensus five-star selection ... three-time all-state selection at Spain Park High School in Hoover, Ala. ... averaged 22 points and 12 rebounds as a junior in 2014-15 leading Spain Park to a 24-6 record and the Class 7A state finals under coach Donnie Quinn ... was named the Alabama Sports Writers Association Class 7A Player of the Year as a junior, averaging 27.1 points, 12.1 rebounds and 2.9 blocks ... selected to the ASWA Class 7A All-State first-team and to the AL.com Class 7A Super All-State first-team ... scored his 1,500th point of his high school career during his junior season ... MVP of the Alabama North-South game in August 2016 ... averaged 19 points and 12 rebounds as a sophomore at Spain Park where he was named AL.com Birmingham Player of the Year Award ... selected to the ASWA Class 7A All-State first-team and AL.com Class 7A Super All-State first-team ... averaged 15 points and 10 rebounds as a freshman ... named an honorable mention ASWA Class 6A All-State selection as a freshman ... full name is Austin Jermaine Wiley ... son of former Auburn players, All-American & 1992 USA Olympian Vickie Orr and Aubrey Wiley, who led the SEC in rebounding in 1993-94 ... Vickie helped lead Auburn to two-straight NCAA Championship games in 1988 and 1989 and was inducted into the Alabama Sports Hall of Fame in 2013 ... enrolled in the College of Education ... signed national letter of intent Nov. 9, 2016.

**WILEY'S MISCELLANEOUS STATS**

	2016-17	2018-19	2019-20	Career
Games with 10+ Pts	8	8	18	34
Games with 20+ Pts	1	0	1	2
Games 5+ 3s	0	0	0	0
Games with 5+ Reb	10	9	26	45
Games with 10+ Reb	1	2	13	16
Games with 5+ Ast	0	0	0	0
Games with 10+ Ast	0	0	0	0
Games with 5+ Blk	0	2	2	4
Games with 5+ Stl	0	0	0	0
Double-Doubles	1	1	12	14

**BAM TESTING RESULTS**

Vertical Jump	31"
Approach Vertical	35"
3/4 Court Sprint	3.254
Reaction Shuttle	3.036
Lane Agility Drill	11.808

**CAREER HIGHS**

Points	25 at TCU (1/28/17)
Rebounds	17 vs. Alabama (2/12/20)
Field Goals	11 at TCU (1/28/17)
Field Goals Att.	13 (2x) last vs. Saint Peter's (11/28/18)
3-Pt. Field Goals	-
3-Pt. Field Goals Att.	1 (3x) last vs. Lipscomb (12/29/19)
Free Throws	11 vs. Alabama (1/21/17)
Free Throws Att.	18 vs. Alabama (1/21/17)
Assists	2 (2x) last vs. LSU (2/8/20)
Steals	3 vs. NC State (12/19/19)
Blocks	5 (4x) last vs. Alabama (2/12/20)
Minutes	31 (2x) last at Missouri (2/15/20)

**2019-20 WILEY GAME-BY-GAME**

Opp.	Start	Min.	FG-A	3FG-A	FT-A	O-D-T	PF	A	TO	BLK	STL	Pts
GSU	*	20	5-7	0-0	3-5	2-7-9	4	0	5	0	1	12
Davidson	*	20	1-2	0-0	3-6	1-9-10	1	0	1	1	0	5
S. Alabama	*	11	0-1	0-0	2-2	0-1-1	5	1	1	0	0	2
CSUN	*	19	3-4	0-0	4-4	0-9-9	1	0	4	2	0	10
Colgate	*	19	4-7	0-0	5-7	4-6-10	2	0	2	1	0	13
New Mexico*	18	6-8	0-0	2-4	6-7-13	5	0	1	1	0	14	
Richmond	*	23	6-7	0-0	6-11	4-4-8	3	0	2	2	0	18
Furman	*	29	4-5	0-0	5-7	3-9-12	1	2	0	2	2	13
Saint Louis	*	23	2-11	0-0	4-8	5-3-8	2	0	3	2	0	8
NC State	*	20	4-4	0-0	2-2	2-6-8	1	1	1	3	3	10
Lehigh	*	20	3-6	0-0	8-8	6-9-15	2	1	1	1	0	14
Lipscomb	*	23	3-7	0-1	4-6	5-6-11	1	2	1	3	0	10
Miss. St.	*	24	4-8	0-0	2-4	1-4-5	2	1	1	5	1	10
Vanderbilt	*	23	2-5	0-0	9-10	3-9-12	2	0	1	3	0	13
Georgia	*	17	3-4	0-0	2-4	2-5-7	2	0	1	1	0	8
Alabama	*	21	2-6	0-0	6-10	7-6-13	4	0	3	2	0	10
Florida	*	27	4-10	0-0	1-2	2-4-6	4	1	2	2	0	9
S. Carolina	*	20	1-4	0-0	4-4	2-6-8	3	0	1	0	0	6
Iowa State	*	23	2-4	0-0	3-3	2-7-9	2	0	0	1	0	7
Ole Miss	*	22	1-2	0-0	6-8	4-5-9	3	1	1	0	0	8
Kentucky	*	19	4-6	0-0	4-5	7-3-10	3	1	2	0	1	12
Arkansas	*	11	0-0	0-0	0-2	0-2-2	3	0	4	1	0	0
LSU	*	30	2-4	0-0	6-8	7-6-13	3	2	2	1	0	10
Alabama	*	31	6-9	0-0	6-11	8-9-17	1	1	1	5	1	18
Missouri	*	31	9-12	0-0	4-8	5-5-10	4	0	1	1	1	22
Georgia	*	28	5-7	0-0	1-2	5-4-9	3	0	3	0	1	11
Tennessee	*	23	3-6	0-0	3-4	4-3-7	1	1	3	1	2	9
Ole Miss	*	22	5-9	0-0	5-7	4-7-11	2	0	0	2	0	15
Kentucky												
Texas A&M												
Tennessee												

**WILEY'S CAREER STATISTICS**

Year	GP-GS	Min-Avg	FG-FGA	Pct	3FG-A	Pct	FT-FTA	Pct	Off-Def-Tot--Avg	PF-FO	Ast	TO	Blk	Stl	Pts	Avg
2016-17	23-22	415-18.0	73-125	.584	0-0	.000	56-114	.491	52-56-108--4.7	59-1	5	41	31	5	202	8.8
2018-19	29-5	377-13.0	76-134	.567	0-3	.000	48-84	.571	45-72-117--4.0	59-1	2	29	37	6	200	6.9
2019-20	28-28	603-21.5	94-165	.570	0-1	.000	110-162	.679	101-161-262--9.4	70-2	15	48	44	13	298	10.6
TOTAL	80-55	1395-17.4	243-424	.573	0-4	.000	214-360	.594	198-289-487--6.1	188-4	22	118	112	24	700	8.8



SEASON STATS



2019-20 Auburn Men's Basketball  
Combined Team Statistics  
All games

Page 1/1  
as of Feb 26, 2020

Game Records

Record	Overall	Home	Away	Neutral
ALL GAMES	24-4	16-0	4-4	4-0
CONFERENCE	11-4	8-0	3-4	0-0
NON-CONFERENCE	13-0	8-0	1-0	4-0

Score by Periods

Team	1st	2nd	OT	TOT
Auburn	988	1132	73	2193
Opponents	902	1005	61	1968

Team Box Score

No.	Player	Total			3-Point		F-Throw		Rebounds				Other				PTS	AVG				
		GP-GS	MIN	AVG	FG-FGA	FG%	3FG-FGA	3FG%	FT-FTA	FT%	OFF	DEF	TOT	AVG	PF	DQ			A	TO	BLK	STL
10	DOUGHTY, Samir	28-28	937:11	33.5	137-335	.409	47-154	.305	131-172	.762	25	87	112	4.0	70	1	74	66	4	31	452	16.1
23	OKORO, Isaac	25-25	793:46	31.8	116-224	.518	17-60	.283	76-116	.655	50	64	114	4.6	64	0	51	49	24	25	325	13.0
5	MCCORMICK, J'Von	28-28	881:37	31.5	115-299	.385	34-116	.293	66-110	.600	29	84	113	4.0	68	1	125	66	2	32	330	11.8
50	WILEY, Austin	28-28	603:51	21.6	94-165	.570	0-1	.000	110-162	.679	101	161	262	9.4	70	2	15	48	44	13	298	10.6
3	PURIFOY, Danjel	27-24	719:42	26.7	75-197	.381	37-128	.289	45-54	.833	34	87	121	4.5	43	0	39	30	7	23	232	8.6
24	MCLEMORE, Anfernee	28-4	576:51	20.6	70-155	.452	26-85	.306	35-53	.660	35	90	125	4.5	78	4	13	27	33	21	201	7.2
35	CAMBRIDGE, Devan	28-0	372:27	13.3	48-108	.444	27-73	.370	5-18	.278	19	45	64	2.3	32	0	4	19	11	11	128	4.6
1	JOHNSON, Jamal	28-0	334:57	12.0	28-79	.354	26-67	.388	22-32	.688	15	24	39	1.4	35	0	11	12	2	9	104	3.7
22	FLANIGAN, Allen	28-3	385:04	13.8	33-90	.367	5-33	.152	15-34	.441	22	54	76	2.7	47	0	11	21	3	7	86	3.1
2	WILLIAMS, Jaylin	11-0	63:24	5.8	12-20	.600	0-4	.000	3-3	1.000	6	9	15	1.4	8	0	4	4	3	5	27	2.5
14	COOK, Preston	2-0	04:48	2.4	1-2	.500	0-1	.000	0-0	.000	0	1	1	0.5	1	0	0	0	0	0	2	1.0
0	JONES, Tyrell	10-0	36:52	3.7	2-11	.182	0-5	.000	2-5	.400	4	6	10	1.0	6	0	7	4	0	4	6	0.6
13	AKINGBOLA, Babatunde	12-0	23:33	2.0	1-4	.250	0-1	.000	0-0	.000	1	3	4	0.3	7	0	2	3	4	0	2	0.2
12	BERMAN, Lior	2-0	02:42	1.4	0-1	.000	0-0	.000	0-0	.000	0	0	0	0.0	0	0	0	0	0	0	0	0.0
20	PARKER, Myles	3-0	02:42	0.9	0-1	.000	0-0	.000	0-0	.000	0	0	0	0.0	0	0	0	1	0	0	0	0.0
54	COLLIER, Thomas	1-0	01:33	1.6	0-0	.000	0-0	.000	0-0	.000	0	0	0	0.0	0	0	0	0	1	0	0	0.0
21	MACOY, Will	2-0	02:42	1.4	0-0	.000	0-0	.000	0-0	.000	0	0	0	0.0	0	0	0	0	0	0	0	0.0
4	FRANKLIN, Javon	5-0	06:13	1.2	0-0	.000	0-0	.000	0-0	.000	0	1	1	0.2	0	0	1	1	0	0	0	0.0
Team											45	50	95				10					
<b>Total</b>		<b>28</b>	<b>5750</b>		<b>732-1691</b>	<b>.433</b>	<b>219-728</b>	<b>.301</b>	<b>510-759</b>	<b>.672</b>	<b>386</b>	<b>766</b>	<b>1152</b>	<b>41.1</b>	<b>530</b>	<b>8</b>	<b>357</b>	<b>361</b>	<b>138</b>	<b>181</b>	<b>2193</b>	<b>78.3</b>
<b>Opponents</b>		<b>28</b>	<b>5750</b>		<b>691-1675</b>	<b>.413</b>	<b>199-611</b>	<b>.326</b>	<b>387-544</b>	<b>.711</b>	<b>294</b>	<b>701</b>	<b>995</b>	<b>35.5</b>	<b>599</b>	<b>23</b>	<b>313</b>	<b>388</b>	<b>90</b>	<b>186</b>	<b>1968</b>	<b>70.3</b>

Team Statistics

	AUB	OPP
<b>Scoring</b>	<b>2193</b>	<b>1968</b>
Points per game	78.3	70.3
Scoring margin	+8.0	-
<b>Field goals-att</b>	<b>732-1691</b>	<b>691-1675</b>
Field goal pct	.433	.413
<b>3 point fg-att</b>	<b>219-728</b>	<b>199-611</b>
3-point FG pct	.301	.326
3-pt FG made per game	7.8	7.1
<b>Free throws-att</b>	<b>510-759</b>	<b>387-544</b>
Free throw pct	.672	.711
F-Throws made per game	18.2	13.8
<b>Rebounds</b>	<b>1152</b>	<b>995</b>
Rebounds per game	41.1	35.5
Rebounding margin	+5.6	-
<b>Assists</b>	<b>357</b>	<b>313</b>
Assists per game	12.8	11.2
<b>Turnovers</b>	<b>361</b>	<b>388</b>
Turnovers per game	12.9	13.9
Turnover margin	+1.0	-
Assist/turnover ratio	1.0	0.8
<b>Steals</b>	<b>181</b>	<b>186</b>
Steals per game	6.5	6.6
<b>Blocks</b>	<b>138</b>	<b>90</b>
Blocks per game	4.9	3.2
<b>Winning streak</b>	<b>2</b>	<b>-</b>
Home win streak	16	-
<b>Attendance</b>	<b>141600</b>	<b>91753</b>
Home games-Avg/Game	16-8850	8-11469
Neutral site-Avg/Game	-	4-7599

Team Results

Date	Opponent		Score	Att.
11/05/2019	Ga. Southern	W	83-74	8702
11/08/2019	vs Davidson	W	76-66	4549
11/12/2019	at South Alabama	W	70-69	10068
11/15/2019	CSUN	W	116-70	8389
11/18/2019	Colgate	W	91-62	7522
11/25/2019	vs New Mexico	W	84-59	6812
11/26/2019	vs Richmond	W	79-65	6420
12/05/2019	Furman	Wot	81-78	8226
12/14/2019	vs Saint Louis	W	67-61	12614
12/19/2019	NC State	W	79-73	9121
12/21/2019	Lehigh	W	74-51	9121
12/29/2019	Lipscomb	W	86-59	9121
01/04/2020	at Mississippi St.	W	80-68	8447
01/08/2020	Vanderbilt	W	83-79	9121
01/11/2020	Georgia	W	82-60	9121
01/15/2020	at Alabama	L	64-83	14474
01/18/2020	at Florida	L	47-69	10756
01/22/2020	South Carolina	W	80-67	8430
01/25/2020	Iowa St.	W	80-76	9121
01/28/2020	at Ole Miss	Wot2	83-82	8125
02/01/2020	Kentucky	W	75-66	9121
02/04/2020	at Arkansas	Wot	79-76	17196
02/08/2020	LSU	Wot	91-90	9121
02/12/2020	Alabama	Wot	95-91	9121
02/15/2020	at Missouri	L	73-85	12506
02/19/2020	at Georgia	L	55-65	10181
02/22/2020	Tennessee	W	73-66	9121
02/25/2020	Ole Miss	W	67-58	9121

## SEASON STATS



2019-20 Auburn Men's Basketball  
Combined Team Statistics  
In Conference games

Page 1/1  
as of Feb 26, 2020

## Game Records

Record	Overall	Home	Away	Neutral
ALL GAMES	11-4	8-0	3-4	0-0
CONFERENCE	11-4	8-0	3-4	0-0
NON-CONFERENCE	0-0	0-0	0-0	0-0

## Score by Periods

Team	1st	2nd	OT	TOT
Auburn	478	591	58	1127
Opponents	509	547	49	1105

## Team Box Score

No.	Player				Total		3-Point		F-Throw		Rebounds											
		GP-GS	MIN	AVG	FG-FGA	FG%	3FG-FGA	3FG%	FT-FTA	FT%	OFF	DEF	TOT	AVG	PF	DQ	A	TO	BLK	STL	PTS	AVG
10	DOUGHTY, Samir	15-15	524:30	35.0	71-190	.374	21-78	.269	74-98	.755	14	48	62	4.1	45	1	35	32	1	12	237	15.8
5	MCCORMICK, J'Von	15-15	494:42	33.0	61-165	.370	15-59	.254	55-80	.688	14	46	60	4.0	44	1	53	40	1	18	192	12.8
23	OKORO, Isaac	12-12	409:07	34.1	49-108	.454	11-34	.324	43-63	.683	23	35	58	4.8	32	0	28	20	12	15	152	12.7
50	WILEY, Austin	15-15	341:11	22.7	51-92	.554	0-0	.000	59-89	.663	61	78	139	9.3	40	0	8	26	24	7	161	10.7
3	PURIFOY, Danjel	14-11	363:44	26.0	34-95	.358	15-62	.242	24-26	.923	15	40	55	3.9	24	0	20	13	1	12	107	7.6
24	MCLEMORE, Anfernee	15-4	323:17	21.6	37-90	.411	11-46	.239	19-28	.679	22	48	70	4.7	50	3	2	12	6	9	104	6.9
35	CAMBRIDGE, Devan	15-0	219:15	14.6	29-63	.460	20-48	.417	2-9	.222	12	27	39	2.6	14	0	2	9	6	4	80	5.3
2	WILLIAMS, Jaylin	5-0	48:09	9.6	9-14	.643	0-3	.000	0-0	.000	5	6	11	2.2	6	0	4	4	2	5	18	3.6
22	FLANIGAN, Allen	15-3	228:54	15.3	15-49	.306	4-23	.174	12-23	.522	10	36	46	3.1	27	0	5	13	2	6	46	3.1
1	JOHNSON, Jamal	15-0	160:22	10.7	7-28	.250	7-24	.292	9-15	.600	9	8	17	1.1	20	0	3	6	2	4	30	2.0
4	FRANKLIN, Javon	1-0	01:07	1.1	0-0	.000	0-0	.000	0-0	.000	0	1	1	1.0	0	0	1	0	0	0	0	0.0
13	AKINGBOLA, Babatunde	4-0	05:33	1.4	0-1	.000	0-1	.000	0-0	.000	0	0	0	0.0	2	0	0	2	0	0	0	0.0
0	JONES, Tyrell	2-0	05:02	2.5	0-3	.000	0-2	.000	0-2	.000	0	0	0	0.0	3	0	2	1	0	0	0	0.0
Team											27	23	50					8				
<b>Total</b>		<b>15</b>	<b>3125</b>		<b>363-898</b>	<b>.404</b>	<b>104-380</b>	<b>.274</b>	<b>297-433</b>	<b>.686</b>	<b>212</b>	<b>396</b>	<b>608</b>	<b>40.5</b>	<b>308</b>	<b>5</b>	<b>163</b>	<b>186</b>	<b>57</b>	<b>92</b>	<b>1127</b>	<b>75.1</b>
<b>Opponents</b>		<b>15</b>	<b>3125</b>		<b>369-867</b>	<b>.426</b>	<b>119-332</b>	<b>.358</b>	<b>248-343</b>	<b>.723</b>	<b>143</b>	<b>391</b>	<b>534</b>	<b>35.6</b>	<b>330</b>	<b>15</b>	<b>178</b>	<b>197</b>	<b>66</b>	<b>91</b>	<b>1105</b>	<b>73.7</b>

## Team Statistics

	AUB	OPP
<b>Scoring</b>	<b>1127</b>	<b>1105</b>
Points per game	75.1	73.7
Scoring margin	+1.5	-
<b>Field goals-att</b>	<b>363-898</b>	<b>369-867</b>
Field goal pct	.404	.426
<b>3 point fg-att</b>	<b>104-380</b>	<b>119-332</b>
3-point FG pct	.274	.358
3-pt FG made per game	6.9	7.9
<b>Free throws-att</b>	<b>297-433</b>	<b>248-343</b>
Free throw pct	.686	.723
F-Throws made per game	19.8	16.5
<b>Rebounds</b>	<b>608</b>	<b>534</b>
Rebounds per game	40.5	35.6
Rebounding margin	+4.9	-
<b>Assists</b>	<b>163</b>	<b>178</b>
Assists per game	10.9	11.9
<b>Turnovers</b>	<b>186</b>	<b>197</b>
Turnovers per game	12.4	13.1
Turnover margin	+0.7	-
Assist/turnover ratio	0.9	0.9
<b>Steals</b>	<b>92</b>	<b>91</b>
Steals per game	6.1	6.1
<b>Blocks</b>	<b>57</b>	<b>66</b>
Blocks per game	3.8	4.4
<b>Winning streak</b>	<b>2</b>	<b>-</b>
Home win streak	8	-
<b>Attendance</b>	<b>72277</b>	<b>81685</b>
Home games-Avg/Game	8-9035	7-11669
Neutral site-Avg/Game	-	0-0

## Team Results

Date	Opponent		Score	Att.
01/04/2020	at Mississippi St.	W	80-68	8447
01/08/2020	Vanderbilt	W	83-79	9121
01/11/2020	Georgia	W	82-60	9121
01/15/2020	at Alabama	L	64-83	14474
01/18/2020	at Florida	L	47-69	10756
01/22/2020	South Carolina	W	80-67	8430
01/28/2020	at Ole Miss	Wot2	83-82	8125
02/01/2020	Kentucky	W	75-66	9121
02/04/2020	at Arkansas	Wot	79-76	17196
02/08/2020	LSU	Wot	91-90	9121
02/12/2020	Alabama	Wot	95-91	9121
02/15/2020	at Missouri	L	73-85	12506
02/19/2020	at Georgia	L	55-65	10181
02/22/2020	Tennessee	W	73-66	9121
02/25/2020	Ole Miss	W	67-58	9121