



KENTUCKY

2019-20 MEN'S BASKETBALL




8 NATIONAL CHAMPIONSHIPS | MOST WINS IN COLLEGE BASKETBALL | 48 SEC TITLES | 31 SEC TOURNAMENT CHAMPIONSHIPS | 55 ALL-AMERICANS | 129 NBA DRAFT PICKS

#8/9 KENTUCKY (22-5, 12-2) at TEXAS A&M (14-12, 8-6)

Tuesday, Feb. 25 • 7 p.m. ET • Reed Arena (12,989) • College Station, Texas


#UKvsTAMU #TGT • @KentuckyMBB • @UKMBBStatsInfo

THE MATCHUP



Series Breakdown

- Overall - UK, 10-4
- College Station - UK, 3-2
- Calipari vs. TAMU - 9-3
- Williams vs. UK - 0-1
- Current UK streak - W1



John Calipari	Buzz Williams
Overall Record: 772-216*	Overall Record: 267-172
Record at UK: 327-76	Record at TAMU: 14-12
Overall Seasons: 28th	Overall Seasons: 13th
at Kentucky: 11th	at Texas A&M: 1st

*on-court record

BY THE NUMBERS

2,315	All-time wins, NCAA leader
1,009	All-time SEC regular-season wins
48	SEC regular-season titles in program history
18.5	Quickley's points per game over the last 16

TALE OF THE TAPE

UK	STATISTIC	TAMU
74.9	Points Per Game	62.7
65.6	Opp. Points PG	64.5
37.4	Rebounds PG	34.3
13.7	Assists PG	10.8
5.3	Blocks PG	3.1
5.2	Steals PG	6.7
.461	FG Pct.	.398
.387	Opp. FG Pct.	.404
.327	3-Pt. FG Pct.	.276
.296	Opp. 3-Pt. FG Pct.	.317

A UK WIN WOULD ...

- Be Kentucky's 15th in the last 17 games
- Put UK at 23-5 on the season and 13-2 in league play
- Move the Wildcats to 149-40 under John Calipari in SEC regular-season games
- Keep the Wildcats two games ahead in the SEC regular-season race
- Improve Kentucky's record to 266-43 vs. AP unranked foes under Calipari
- Be UK's seventh road victory of the season

LAST GAME'S STARTERS




3

TYRESE MAXEY

6-3 • 198 • GUARD • FRESHMAN
GARLAND, TEXAS | SOUTH GARLAND HIGH SCHOOL

Jerry West SG of the Year midseason finalist | Three-time SEC Freshman of the Week | UK freshman debut record 26 points vs. Michigan State | Three games of 25 points or more | Averaging 19.4 points per game vs. AP ranked foes




4

NICK RICHARDS

6-11 • 247 • FORWARD • JUNIOR
KINGSTON, JAMAICA | THE PATRICK SCHOOL

14.3 points per game and team highs in rebounds (8.0 pg) and blocks (2.2 pg) | 65.6 FG%, fourth nationally | 10 double-doubles | Two-time National and SEC Player of the Week | Naismith Trophy midseason watch list




5

IMMANUEL QUICKLEY

6-3 • 188 • GUARD • SOPHOMORE
HAVRE DE GRACE, MD. | THE JOHN CARROLL SCHOOL

Averaging team-high 15.7 points with team-high 49 3-pointers | Reigning and two-time SEC Player of the Week | 16 straight games in double-digit scoring with seven 20-point games | 91.5% at free-throw line, ranked fifth nationally




10

JOHNNY JUZANG

6-6 • 214 • GUARD • FRESHMAN
LOS ANGELES | HARVARD-WESTLAKE

Made second start of the season vs. Florida | Averaging 2.8 points and 2.0 rebounds per game | Made at least one 3-pointer in six of last 11 games | UK is 9-0 when he scores at least three points | Career-high 13 points at Tennessee



23

EJ MONTGOMERY

6-10 • 228 • FORWARD • SOPHOMORE
FORT PIERCE, FLA. | WHEELER HIGH SCHOOL

Averaging 6.3 points and 5.3 rebounds per game | Career-high 25 points and nine rebounds vs. Fairleigh Dickinson | Shooting 52.5% | Five or more rebounds in 14 games this season | Two or more blocks in five of the last seven games

STAT LEADERS

POINTS PER GAME		
UK	Immanuel Quickley	15.7
TAM	Josh Nebo	11.9
REBOUNDS PER GAME		
UK	Nick Richards	8.0
TAM	Emanuel Miller	6.5
ASSISTS PER GAME		
UK	Ashton Hagans	6.5
TAM	Savion Flagg	2.5
STEALS PER GAME		
UK	Ashton Hagans	2.0
TAM	Wendell Mitchell	1.5
3-POINTERS		
UK	Immanuel Quickley	49
TAM	Wendell Mitchell	43
FIELD-GOAL PERCENTAGE		
UK	Nick Richards	.656
TAM	Josh Nebo	.675
FREE-THROW PERCENTAGE		
UK	Immanuel Quickley	.915
TAM	Quenton Jackson	.770

NEED TO KNOW

Kentucky is alone atop the SEC standings with a two-game lead at 12-2 with four games to play

Kentucky, very much in the conversation for a top-three seed in the NCAA Tournament, ranked No. 21 in the Feb. 23 NCAA Evaluation Tool rankings

The Wildcats are shooting 79.1% at the free-throw line, ranked fifth in the country (through games on Feb. 22) and ahead of the single-season school-record mark. Four players are shooting 75.2% or better with 100 or more attempts

Immanuel Quickley became the fifth Wildcat to top 25 points with a career-high 26 in the win over Florida. Tyrese Maxey, EJ Montgomery, Nick Richards and Ashton Hagans all have scored at least 25 points this season. It's the first season with five or more 25-point scorers since 2015-16

Quickley was named SEC Player of the Week after averaging 23.5 points per game in wins over LSU and Florida

SCHEDULE

OCTOBER

27 2/2 -/ GEORGETOWN COLL.[^] SEC W, 80-53

NOVEMBER

1 2/2 -/ KENTUCKY STATE[^] SEC W, 83-51
5 2/2 1/1 vs. Michigan State¹ ESPN W, 69-62
8 2/2 -/ EASTERN KENTUCKY SEC W, 91-49
12 1/2 -/ EVANSVILLE SEC L, 67-64
18 9/10 -/ UTAH VALLEY² ESPN2 W, 82-74
22 9/10 -/ MOUNT ST. MARY'S² SEC W, 82-62
24 9/10 -/ LAMAR² SEC W, 81-56
29 9/11 -/ UAB² SEC W, 69-58

DECEMBER

7 8/10 -/ FAIRLEIGH DICKINSON SEC W, 83-52
14 8/9 -/ GEORGIA TECH ESPN W, 67-53
18 6/6 -/ vs. Utah³ ESPN2 L, 69-66
21 6/6 5/4 vs. Ohio State⁴ CBS L, 71-65
28 19/19 3/4 LOUISVILLE CBS W, 78-70^{OT}

JANUARY

4 17/14 -/ MISSOURI* SEC W, 71-59
7 14/13 -/RV at Georgia* ESPN W, 78-69
11 14/13 -/ ALABAMA* ESPN W, 76-67
15 10/12 -/ at South Carolina* SEC L, 81-78
18 10/12 RV/RV at Arkansas* ESPN W, 73-66
21 15/14 -/ GEORGIA* ESPN W, 89-79
25 15/14 18/18 at Texas Tech⁵ ESPN W, 78-76^{OT}
29 13/13 -/ VANDERBILT* SEC W, 71-62

FEBRUARY

1 13/13 17/16 at Auburn* ESPN L, 75-66
4 15/16 -/ MISSISSIPPI STATE* ESPN W, 80-72
8 15/16 -/ at Tennessee* CBS W, 77-64
11 12/12 -/ at Vanderbilt* ESPN W, 78-64
15 12/12 -/ OLE MISS* ESPN W, 67-62
18 10/10 RV/RV at LSU* ESPN W, 79-76
22 10/10 RV/RV FLORIDA* ESPN 6 p.m.
25 8/9 -/ at Texas A&M* ESPN 7 p.m.
29 8/9 15/15 AUBURN* CBS 3:45 p.m.

MARCH

3 -/ -/ TENNESSEE* ESPN 9 p.m.
7 -/ -/ at Florida* CBS 1 p.m.

All times Eastern | *SEC conference game | HOME GAMES IN CAPS | ^Exhibition
¹State Farm Champions Classic (New York | Madison Square Garden)
²BBN Showcase (Rupp Arena | Lexington, Ky.)
³Neon Hoops Showcase (T-Mobile Arena | Las Vegas)
⁴CBS Sports Classic (T-Mobile Arena | Las Vegas)
⁵Big 12/SEC Challenge (United Supermarkets Arena | Lubbock, Texas)
⁶SEC Tournament (Bridgestone Arena | Nashville, Tenn.)

BROADCAST INFO

TV: ESPN

Play-by play: Karl Ravech
Analyst: Jimmy Dykes
Sideline: Marty Smith



RADIO: UK SPORTS NETWORK

Play-by play: Tom Leach
Analyst: Mike Pratt



SATELLITE RADIO

Sirius: 81
XM: 81
Internet: 81



TV CHART



0 **ASHTON HAGANS**

Sophomore | Guard
6-3 | 198
Cartersville, Ga.
Newton
@H23Ash
@ashton.hagans



1 **NATE SESTINA**

Graduate | Forward
6-9 | 234
Emporium, Pa.
Bucknell University
@NateSestina23
@natesestina4



3 **TYRESE MAXEY**

Freshman | Guard
6-3 | 198
Garland, Texas
South Garland
@TyreseMaxey
@tyresemaxey



4 **NICK RICHARDS**

Junior | Forward
6-11 | 247
Kingston, Jamaica
The Patrick School
@iamnickrichards
@nickrichards_
@nicholas.p.richards



5 **IMMANUEL QUICKLEY**

Sophomore | Guard
6-3 | 188
Havre de Grace, Md.
The John Carroll School
@IQ_GodSon
@immanuelquickley_
@immanuelquickley5



10 **JOHNNY JUZANG**

Freshman | Guard
6-6 | 214
Los Angeles
Harvard-Westlake
@JohnnyJuzang
@jsilky5



11 **DONTAIE ALLEN**

Freshman | Guard
6-6 | 200
Falmouth, Ky.
Pendleton County
@dontaieallen11
@dontaieallen11
@tay.allen3139




12 **KEION BROOKS JR.**

Freshman | Forward
6-7 | 205
Fort Wayne, Ind.
La Lumiere School
@KeionB_12
@klbj.xii



13 **RILEY WELCH**

Junior | Guard
6-0 | 185
Littleton, Colo.
College of the Desert
@Riley_Welch
@riley_welch
@Riley.Welch.UK



14 **BRENNAN CANADA**

Freshman | Forward
6-6 | 198
Mount Sterling, Ky.
George Rogers Clark
@brennanc14
@brennanc14



21 **ZAN PAYNE**

R-Freshman | G/F
6-4 | 235
Lexington, Ky.
Lexington Catholic
@young_payne2321
@alexander.payne23



23 **EJ MONTGOMERY**

Sophomore | Forward
6-10 | 228
Fort Pierce, Fla.
Wheeler
@ejmontgomery23
@_mont23



33 **BEN JORDAN**

Sophomore | Forward
6-9 | 250
Olive Hill, Ky.
West Carter
@ben3jordan
@ben3jordan3



JOHN CALIPARI

Head Coach
11th Season
@UKCoachCalipari
@UKCoachCalipari
@UKCoachCalipari



KENNY PAYNE

Assoc. Head Coach
10th season at UK
Sixth season as associate HC



TONY BARBEE

Assistant Coach
Sixth season at UK
Fifth season as assistant
@CoachTonyBarbee



JOEL JUSTUS

Assistant Coach
Sixth season at UK
Fourth season as assistant
@UKCoachJustus
@UKCoachJustus



JOHN ROBIC

Special Assistant
11th season at UK
Fourth season as special ast.

Pronunciation Guide

DONTAIE Allen	(DON-tay)
KEION Brooks Jr.	(KEY-on)
John CALIPARI	(cal-uh-PEAR-ee)
Ashton HAGANS	(HAY-gens)
Johnny JUZANG	(JEW-zang)
Nate SESTINA	(ses-TINA)

Alphabetical Roster

NO.	NAME	POS.	HT.	WT.	CL.	HOMETOWN (PREVIOUS SCHOOL)
11	Dontaie Allen	G	6-6	200	Fr.	Falmouth, Ky. (Pendleton County)
12	Keion Brooks Jr.	F	6-7	205	Fr.	Fort Wayne, Ind. (La Lumiere)
14	Brennan Canada	F	6-6	198	Fr.	Mount Sterling, Ky. (George Rogers Clark)
0	Ashton Hagans	G	6-3	198	So.	Cartersville, Ga. (Newton)
33	Ben Jordan	F	6-9	250	R-So.	Olive Hilly, Ky. (West Carter)
10	Johnny Juzang	G	6-6	214	Fr.	Los Angeles (Harvard-Westlake)
3	Tyrese Maxey	G	6-3	198	Fr.	Garland, Texas (South Garland)
23	EJ Montgomery	F	6-10	228	So.	Fort Pierce, Fla. (Wheeler)
21	Zan Payne	G/F	6-4	235	R-Fr.	Lexington, Ky. (Lexington Catholic)
5	Immanuel Quickley	G	6-3	188	So.	Havre de Grace, Md. (The John Carroll School)
4	Nick Richards	F	6-11	247	Jr.	Kingston, Jamaica (The Patrick School)
1	Nate Sestina	F	6-9	234	Gr.	Emporium, Pa. (Bucknell University)
13	Riley Welch	G	6-0	185	Jr.	Littleton, Colo. (College of the Desert)

On the Bench

Head Coach: John Calipari (Clarion, 1982)
Associate Head Coach: Kenny Payne (Louisville, 2003)
Assistant Coaches: Tony Barbee (UMass, 1993)
 Joel Justus (UNC Wilmington, 2004)
Special Asst. to the Head Coach: John Robic (Denison, 1986)
Assoc. AD/Basketball Operations: Chris Woolard (UCLA, 1997)
Director of Basketball Admin.: Will Barton (Kentucky, 2013)
Strength Coach: Robert Harris (Kentucky State, 2009)
Athletic Trainer: Geoffrey Staton (North Carolina, 2007)
Equipment Manager: Mark Evans (Kentucky, 2013)
Recruiting Analyst: Brady Kennedy (Kentucky, 2016)



POLLS, STATS, MEDIA INFO

Weekly Media Schedule

all times ET unless indicated otherwise

24 Mon.

Media opportunity: 1:45 p.m.
Payne | Players

Practice: 2:30 p.m.

Travel to Texas A&M

25 Tue.

at Texas A&M | 7 p.m.
ESPN

26 Wed.

Player off day

No media availability

John Calipari Show
UK Sports Network | 6 p.m.

27 Thu.

Practice: 2:30 p.m.

No media availability

28 Fri.

Media opportunity: 2 p.m.
Calipari | Players

Practice: 2:30 p.m.

29 Sat.

vs. Auburn | 3:45 p.m.
CBS

1 Sun.

Practice: 2:30 p.m.

No media availability

Communications & PR Staff



Eric Lindsey

Director

Cell - 859.619.0944

Email - eric.lindsey@uky.edu



Deb Moore

Associate Director

Cell - 859.559.5781

Email - deb.moore@uky.edu

Media Information

CREDENTIAL REQUESTS

Requests for single-game credentials should be made as far in advance as possible and no later than five days prior to game day online at sportssystem.com/Kentucky.

CREDENTIAL CRITERIA

The University of Kentucky's decision to issue credentials to a media outlet for the purposes of covering a UK basketball home or away event is determined by a variety of factors. They include the following:

- Amount of coverage given to Kentucky throughout the season
- Intention/ability to cover all 22 sports at Kentucky
- Distribution/size of publication: free, subscription, sale on newsstands, website traffic, etc.
- Radio or TV station program format and size of audience
- Length of existence of the publication, amount of original copy generated, number of full-time employees of the publication and the journalistic experience of the reporter(s)
- Attendance at Kentucky media sessions, including Olympic sport opportunities
- Space availability
- Professionalism, which includes but is not limited to conduct at games, press conferences, practices, on social media, etc.

The University of Kentucky has the right to revoke credentials under its own discretion.

INTERVIEW POLICIES-GENERAL

All interviews with University of Kentucky basketball players or staff members must be arranged through the Communications and public relations office. Media should never contact a player or coach directly.

The Wildcat Coal Lodge, dormitories, team locker rooms and other team quarters are private team areas. Media members are not permitted in these areas unless accompanied by appropriate university personnel.

PRACTICE/PRESS CONFERENCES

Other than announced exceptions, UK basketball practices are closed to the media. UK will accept requests to attend practice. All requests must be made by 10 a.m. the day before the practice. In cases in which practices are open to the media, no cell phones are allowed in the practice facility.

Player interviews are conducted prior to practices the day before a game and will be available to all UK media in the Joe Craft Center lower-level lobby. UK will accept requests for player interviews, but they must be submitted 24 hours prior to the scheduled availability.

Coach John Calipari or an assistant coach will meet with members of the media immediately following player interviews in the lower level lobby of the Joe Craft Center.

Gameday shoot-arounds are closed to the media.

TELEPHONE PLAYER INTERVIEWS

Telephone interviews are available to the media on a call-back basis. Individual player and coach telephone numbers will not be given to members of the media.

Players are instructed not to conduct interviews when contacted directly by telephone. The communications and public relations office will arrange for telephone interviews at a time most convenient for the student-athlete.

Other special requests are handled on a case-by-case basis.

POSTGAME INTERVIEWS

Following each game, there is a cooling-off period, during which time the players shower and dress. Approximately 10 minutes after the game ends, Coach Calipari conducts his postgame press conference while a player is taken to the UK Sports Network.

Following Coach Calipari's press conference and the cooling-off period, selected UK players are brought to the media interview room.

The Polls

Associated Press Top 25 Feb. 24

1. Kansas (62)
2. Baylor (2)
3. Gonzaga
4. Dayton
5. San Diego State
6. Florida State
7. Duke
8. Kentucky
9. Maryland
10. Creighton
11. Louisville
12. Villanova
13. Seton Hall
14. Oregon
15. Auburn
16. Penn State
17. BYU
18. Iowa
19. Michigan
20. West Virginia
21. Colorado
22. Texas Tech
23. Ohio State
24. Michigan State
25. Houston

Receiving Votes: Arizona State, Illinois, Arizona, Butler, Virginia, Marquette, Stephen F. Austin, LSU, East Tennessee State, Utah State, Florida, Wisconsin, New Mexico State, Liberty, Northern Iowa, UCLA

USA Today Coaches Poll Feb. 24

1. Kansas (30)
2. Baylor (2)
3. Dayton
4. Gonzaga
5. San Diego State
6. Florida State
7. Duke
8. Maryland
9. Kentucky
10. Louisville
11. Creighton
12. Villanova
13. Seton Hall
14. Penn State
15. Auburn
16. Oregon
17. Iowa
18. BYU
19. West Virginia
20. Colorado
21. Texas Tech
22. Michigan
23. Ohio State
24. Michigan State
25. Arizona

Receiving Votes: Houston, Butler, Arizona State, Illinois, Marquette, Virginia, LSU, St. Mary's East Tennessee State, Wisconsin, Stephen F. Austin, Northern Iowa

SEC Standings (through Feb. 22)

Team	SEC Record	Overall Record	Games Back
Kentucky	12-2 (.857)	22-5 (.815)	-
Auburn	10-4 (.714)	23-4 (.852)	2.0
LSU	10-4 (.714)	19-8 (.704)	2.0
Florida	9-5 (.643)	17-10 (.630)	3.0
Mississippi State	8-6 (.571)	17-10 (.630)	4.0
South Carolina	8-6 (.571)	16-11 (.593)	4.0
Texas A&M	8-6 (.571)	14-12 (.539)	4.0
Alabama	7-7 (.500)	15-12 (.556)	5.0
Tennessee	7-7 (.500)	15-12 (.556)	5.0
Arkansas	5-9 (.357)	17-10 (.630)	7.0
Missouri	5-9 (.357)	13-14 (.482)	7.0
Georgia	4-10 (.286)	14-13 (.519)	8.0
Ole Miss	4-10 (.286)	13-14 (.482)	8.0
Vanderbilt	1-13 (.071)	9-18 (.333)	11.0

UK in the Rankings

Team Rankings (through Feb. 22)

Category	Stat	SEC [NCAA]
Scoring	74.9	5th [82nd]
Scoring Defense	65.6	3rd [75th]
Scoring Margin	+9.2	1st [35th]
Free-Throw %	.791	1st [5th]
Field-Goal %	.461	3rd [57th]
Field-Goal % Def.	.387	1st [15th]
3-Point FG %	.327	5th [201st]
3-Point FG % Def.	.296	5th [27th]
Rebounds Per Game	37.4	6th [83rd]
Opponent Rebs. Per Game	33.0	3rd
Rebounding Margin	+4.4	4th [75th]
Blocks Per Game	5.3	2nd [12th]
Assists Per Game	13.7	4th [133rd]
Steals Per Game	5.2	14th [300th]
Turnover Margin	-0.6	9th [237th]
Assist-to-TO Ratio	1.1	1st [103rd]
Off. Rebs. Per Game	9.7	11th [201st]
Def. Rebs. Per Game	27.7	2nd [46th]
Def. Rebound %	.714	6th
Off. Rebound %	.307	8th
3-Point FG Per Game	4.8	14th [341st]

Individual Rankings

Category/Player	Stat	SEC [NCAA]
Assists Per Game/Hagans	6.5	1st [12th]
Assist-to-TO Ratio/Hagans	1.9	3rd [105th]
Blocks Per Game/Richards	2.2	2nd [26th]
Blocks Per Game/Montgomery	1.3	9th [135th]
Def. Rebs. Per Game/Richards	5.2	4th [156th]
Double-Doubles/Richards	10	3rd [143rd]
Field-Goal %/Richards	.656	1st [4th]
Free-Throw %/Quickley	.915	1st [5th]
Free-Throw %/Maxey	.825	6th [103rd]
Free-Throw %/Hagans	.805	10th [157th]
Minutes Per Game/Maxey	34.0	9th [155th]
Minutes Per Game/Hagans	33.2	15th [250th]
Minutes Per Game/Quickley	32.7	17th
Off. Rebs. Per Game/Richards	2.8	5th [88th]
Points Per Game/Quickley	15.7	10th [198th]
Points Per Game/Richards	14.3	14th
Points Per Game/Maxey	13.9	15th
Rebounds Per Game/Richards	8.0	3rd [108th]
Steals Per Game/Hagans	2.0	2nd [40th]
3-Point FGs Per Game/Quickley	1.9	9th

Upcoming in the SEC

Feb. 25-March 4

Contest	Time	TV Network
Tuesday, Feb. 25		
Ole Miss at Auburn*	7 p.m.	ESPN2/SECN
Kentucky at Texas A&M*	7 p.m.	ESPN
Alabama at Mississippi State*	9 p.m.	SEC Network
Wednesday, Feb. 26		
Georgia at South Carolina*	6:30 p.m.	SEC Network
Tennessee at Arkansas*	8:30 p.m.	SEC Network
Missouri at Vanderbilt*	9 p.m.	ESPN2
LSU at Florida*	9 p.m.	ESPN2
Saturday, Feb. 29		
Texas A&M at LSU*	Noon	ESPN/2
Vanderbilt at Ole Miss*	1 p.m.	SEC Network
Florida at Tennessee*	2 p.m.	ESPN/2
Mississippi State at Missouri	3:30 p.m.	SEC Network
Auburn at Kentucky*	3:45 p.m.	CBS
Arkansas at Georgia*	6 p.m.	SEC Network
South Carolina at Alabama*	8:30 p.m.	SEC Network
Tuesday, March 3		
Mississippi State at South Carolina*	6:30 p.m.	SEC Network
Vanderbilt at Alabama*	8:30 p.m.	SEC Network
Tennessee at Kentucky*	9 p.m.	ESPN/2
Wednesday, March 4		
Florida at Georgia*	7 p.m.	ESPN2/U
Texas A&M at Auburn*	7 p.m.	ESPN2/U
LSU at Arkansas*	7 p.m.	SEC Network
Missouri at Ole Miss*	9 p.m.	SEC Network

*Conference game | All times listed Eastern



NOTES

Honoring the Cats

Ashton Hagans

- Bob Cousy Award midseason finalist
- Naismith Defensive Player of the Year midseason watch list
- Wooden Midseason Top 25
- Lute Olson Award watch list
- Wooden Preseason Top 50
- Naismith Trophy preseason watch list
- Preseason All-SEC First Team (media/coaches)
- Bob Cousy Award preseason watch list

Tyrese Maxey

- Jerry West Award midseason finalist
- SEC Freshman of the Week (Jan. 13)
- Wooden Midseason Top 25
- Bilatorator National Freshman of the Week (Dec. 31)
- USBWA Wayman Tisdale National Freshman of the Week (Dec. 31)
- NCAA March Madness National Player of the Week (Dec. 30)
- SEC Freshman of the Week (Dec. 30)
- Bluegrass Sports Commission MVP of the Kentucky-Louisville game
- USBWA Oscar Robertson Trophy watch list
- SEC Freshman of the Week (Nov. 11)
- Wooden Preseason Top 50
- NABC Division I Player of the Year preseason watch list
- Citizen Naismith Trophy preseason watch list
- AP Preseason All-America Honorable Mention
- NBC Sports Preseason All-America Third Team
- Preseason NCAA March Madness Player of the Year candidate
- Preseason All-SEC Second Team (media/coaches)
- Jerry West Award preseason watch list

EJ Montgomery

- Preseason All-SEC Second Team (media/coaches)
- Karl Malone Award preseason watch list

Immanuel Quickley

- SEC Player of the Week (Jan. 24)
- SEC Player of the Week (Jan. 13)
- Preseason NCAA March Madness "Glue Guy"

Nick Richards

- Citizen Naismith Trophy Midseason 30
- SEC Co-Player of the Week (Jan. 27)
- NCAA March Madness National Player of the Week (Jan. 27)
- Bilatorator National Co-Player of the Week (Jan. 27)
- USBWA Oscar Robertson National Player of the Week (Dec. 31)
- SEC Co-Player of the Week (Dec. 30)

Nate Sestina

- Senior CLASS Award candidate

Wildcats Hold Off LSU in Baton Rouge

John Calipari praised Immanuel Quickley's basketball savvy, but only after the Kentucky coach and an assistant first challenged the guard to shoot the ball -- or else.

"I said, 'If you don't shoot open shots, I'm putting Johnny (Juzang) in because I know he will shoot every shot,'" Calipari said.

Quickley got the message and responded with a career game that helped the No. 10/10 Wildcats earn another hard-fought victory. He scored a career-high 26 points, including 15 of Kentucky's 17 during a decisive second-half stretch as the 10th-ranked Wildcats pushed past Florida 65-59 on Saturday night for their sixth consecutive win.

Quickley made 4 of 6 from 3-point range and 8 of 17 shots overall to surpass his previous high of 23 points at Auburn on Feb. 1. He scored all but four of his points in the second half. Tyrese Maxey had 13 points for first-place Kentucky (22-5, 12-2 Southeastern Conference), which leads No. 13 Auburn and LSU by two games and took a three-game lead over Florida (17-10, 9-5).

Kentucky's leading scorer is on a 16-game run of double-digit scoring performances. Nonetheless, Quickley has taken some ribbing for failing to crack 25 points like teammates Maxey, Nick Richards, EJ Montgomery and Ashton Hagans. Against Florida, he was all but threatened to shoot instead of passing, as he did with open looks in the first half.

"I don't want to say who it was, but one of the coaches yelled at me with some pretty choice words," Quickley said. "For lack of a better term, he said, 'You need to score.' So, that kind of got me. I didn't think I was dribbling to pass, I thought I was just making plays. But it happens sometimes, coaches see one thing and a player sees another."

A season-high Rupp Arena crowd of 20,489 -- including former Kentucky star John Wall of the Washington Wizards -- eventually saw bigger things for Quickley, with fans chanting "MVP! MVP!" at him. He is building a case to be considered for SEC Player of the Year.

"He was the best player on the floor," Gators coach Mike White said of Quickley. "I thought he did a great job finding space, searching. Hit huge shots, and complemented that with terrific defense on the perimeter."

Keyontae Johnson had 19 points and Kerry Blackshear Jr. scored 18 for the Gators, who had won their previous three games and five of six.

A back-and-forth game featuring 11 lead changes and 10 ties swung UK's way midway through the second half thanks to Quickley, who knocked down three consecutive 3-pointers for a 50-44 lead with 11:20 remaining. The sophomore guard's 3 with 1:34 left provided an eight-point cushion. But Florida rallied within 61-59 on Scottie Lewis' tip of his missed free throw with 19 seconds left. Maxey converted a 1-and-1, and Ashton Hagans made a steal that led to Quickley adding two free throws with 1.9 seconds left.

Florida outrebounded Kentucky 30-27 but committed 16 turnovers, leading to 20 points.

Hagans didn't start after injuring his leg at LSU but entered the game early and finished with seven points, four assists and six turnovers in 34 minutes in his first appearance off the bench since Dec. 1, 2018.

"It was dangerous what I did with Ashton because if he got hit right on that spot, he's probably out three games," Calipari said. "Not real smart. But he said, 'I can do this, I'll play.'"

Of note ...

- The two teams will meet in two weeks, on March 7 in Gainesville, Florida, to close out the regular season
- Quickley scored 22 of his points in the second half, including 20 of UK's 28 points when the Wildcats fell behind 40-35 in the second half. He has been torrid in the second half in UK's current six-game win streak, averaging 15.5 points in the second half of those games
- It was Quickley's seventh 20-point game of the season, all coming in the last 15 games. It's his fifth 20-point scoring game in the last nine games. It is his 16th consecutive game in double figures, most since Malik Monk had a 30-game streak during the 2016-17 season
- Kentucky held Florida to 59 points, improved to 184-7 (96.3%) in the Calipari era when keeping the opponent to 63 points or fewer
- UK made 10 of 10 free throws, including all four in the final 12 seconds with the game on the line. It is the 11th time in school history that Kentucky has made every free throw in a game (minimum 10 attempts). Ironically the last time it happened was against Florida, when the Cats made all 11 on Feb. 7, 2012. UK has made at least 75% at the line in 10 straight games

Cats Can Clinch a Share of Title by Week's End

With four games to play in the regular season, Kentucky has put itself in position to win its 49th regular-season Southeastern Conference championship.

Just a week and a half ago, UK was in a three-way tie for first place. By week's end -- and technically even during the middle of this week if the Wildcats win Tuesday and Auburn and LSU lose their midweek games -- they could clinch at least a share of the SEC title. Kentucky sits alone atop the standings with a two-game lead on Auburn and LSU and in control of its own destiny in the SEC race. If the Wildcats were to win both games this week, they would clinch at least a share of the title.

Kentucky's path to the title won't be easy. In addition to UK's trip to College Station, Texas, on Tuesday -- where the Wildcats have lost two of their last three games -- Kentucky will host Auburn on Saturday, Tennessee next Tuesday and finish up at Florida on March 7.

UK was voted to win their sixth regular-season title under John Calipari by the league's media members during the preseason.

Nick and Quick at the Heart of Recent Run

Beginning with the Louisville game, Kentucky has won 14 of its last 16 games and is playing like one of the best teams in the country. The Wildcats have wins over ranked opponents, key road victories in hostile environments and moved into first place in the Southeastern Conference.

It's been a team effort, but two players in particular have stood out as the Wildcats have re-emerged on the national scene: Nick Richards and Immanuel Quickley. They're playing at SEC Player of the Year levels beginning with the Louisville win.

Player	Stats Breakdown (per game, excluding FG%)
Richards' first 11	11.9 points, 6.9 rebounds, 2.3 blocks, 68.8 FG%
Richards' last 16	15.9 points, 8.8 rebounds, 2.2 blocks, 63.9 FG%
Richards on the road	15.1 points, 8.0 rebounds, 2.5 blocks, 67.2 FG%
Quickley's first 10*	11.1 points, 3.5 rebounds, 1.2 3-pointers, 30.8 3-point FG%
Quickley's last 16	18.5 points, 4.3 rebounds, 2.3 3-pointers, 45.1 3-point FG%
Quickley on the road	18.6 points, 5.1 rebounds, 2.4 3-pointers

*missed one of the first 11 games

Kentucky's NCAA Tournament Profile

Although Kentucky was not among the top 16 seeds when the NCAA Division I Men's Basketball Championship did an early reveal of the bracket on Feb. 8, UK's résumé certainly makes a case for it.

The Wildcats are at No. 21 in the NCAA's Evaluation Tool's Feb. 23 rankings following the victory vs. Florida and now have a 6-3 record vs. quadrant one teams, including solid wins vs. Michigan State (at a neutral site), Louisville and Texas Tech (on the road). Of UK's five losses, four are to teams in the top two quadrants.

The lone exception is a quadrant four loss to Evansville. Although the Wildcats wouldn't make excuses, Kentucky wasn't exactly at full strength for that one. Kentucky played that game without EJ Montgomery and with Ashton Hagans and Nick Richards playing through injuries. Suffice it to say, UK has come a long way since that Nov. 12 loss.



2019-20 Lead-Deficit Comparison

Opponent	Biggest Lead	Biggest Deficit	Biggest Run	Changes	Ties	Led	Trailed	Result
GC (Exh)	29 (2nd)	N/A	12-0	0	0	38:27	0:00	W, 80-53
KSU (Exh)	33 (2nd)	N/A	10-0	0	1	37:33	0:00	W, 83-51
vs. Michigan St.	13 (2nd)	2 (1st)	9-0	3	4	36:55	0:38	W, 69-62
EKU	44 (2nd)	N/A	14-0	0	0	38:49	0:00	W, 91-49
EVANSVILLE	3 (1st)	8 (1st)	7-0	7	5	5:44	29:34	L, 67-64
UTAH VALLEY	16 (2nd)	2 (1st)	7-0	5	5	34:36	1:23	W, 82-74
MOUNT ST. MARY'S	25 (2nd)	3 (1st)	10-0	4	1	37:51	1:58	W, 82-62
LAMAR	27 (2nd)	N/A	20-0	0	1	38:32	0:00	W, 81-56
UAB	20 (2nd)	3 (1st)	9-0	2	1	35:44	2:21	W, 69-58
FDU	34 (2nd)	2 (1st)	17-0	1	2	37:44	1:01	W, 83-52
GEORGIA TECH	16 (2nd)	5 (1st)	10-0	4	3	31:03	6:56	W, 67-53
vs. Utah	2 (1st)	17 (2nd)	8-0	1	2	0:08	37:42	L, 69-66
vs. Ohio State	4 (1st)	8 (2nd)	5-0	4	5	3:29	33:23	L, 71-65
LOUISVILLE	12 (2nd)	4 (1st)	8-0	13	10	28:38	10:43	W, 78-70 ^{OT}
MISSOURI	16 (2nd)	8 (1st)	12-0	1	0	28:14	11:02	W, 71-59
at Georgia	11 (2nd)	9 (1st)	10-0	7	5	13:35	22:49	W, 78-69
ALABAMA	15 (2nd)	2 (1st)	8-0	2	2	37:34	0:20	W, 76-67
at S. Carolina	14 (1st)	6 (2nd)	8-0	1	2	35:12	3:41	L, 81-78
at Arkansas	12 (2nd)	4 (1st)	15-0	4	4	31:24	5:28	W, 73-66
GEORGIA	16 (2nd)	1 (1st)	8-0	2	0	39:08	0:24	W, 89-79
at Texas Tech	10 (2nd)	4 (1st)	7-0	8	8	32:52	4:37	W, 78-76 ^{OT}
VANDERBILT	11 (2nd)	10 (2nd)	7-0	6	5	19:57	17:37	W, 71-62
at Auburn	7 (1st)	9 (2nd)	9-0	17	5	25:14	12:54	L, 75-66
MISSISSIPPI ST.	14 (2nd)	N/A	7-0	0	1	38:43	0:00	W, 80-72
at Tennessee	13 (2nd)	2 (1st)	8-0	2	1	37:59	0:21	W, 77-64
at Vanderbilt	15 (2nd)	14 (1st)	11-0	1	1	11:16	27:04	W, 78-64
OLE MISS	5 (2nd)	7 (2nd)	7-0	14	9	17:20	19:16	W, 67-62
at LSU	15 (2nd)	4 (1st)	8-0	12	6	27:18	10:34	W, 79-76
FLORIDA	8 (2nd)	7 (1st)	11-0	11	10	25:39	8:23	W, 65-59
at Texas A&M								
AUBURN								
TENNESSEE								
at Florida								
BIGGEST/MOST	44	17	20-0	17	10	39:08	37:42	
TOTALS						750:38	270:30	

The Wildcats have also been in every game, something few other teams can say. UK has lost its five games by a combined 24 points.

What could ultimately separate UK from its competition is its impressive play on the road. Kentucky is 6-2 in true road games, including 3-1 during a gauntlet that included four straight Saturday road games vs. Arkansas, Texas Tech, Auburn and Tennessee. UK won three of those four games.

Most major mock brackets now have Kentucky on the three or four seed line. The official field of 68 will be announced on March 15 on TBS.

Balanced Attack

Part of what's made this Kentucky team so dangerous is the balance.

Six different players have led the Wildcats in scoring. Immanuel Quickley has led the team in scoring nine times, but two others have led the points' column seven times.

Five players have scored at least 25 points in a game a total of eight times this season, but ironically the last one to do it is the Wildcats' leading scorer, Quickley, who is averaging 15.7 points per game. He joined the 25-point club Saturday with a career-high 26 vs. Florida, making this the first UK team with five players to score 25 points or more since the 2015-16 squad.

This group is trying to become the first UK team to feature four Wildcats averaging at least 12.0 points per game since Rick Pitino's first UK team back in 1989-90. Currently three players are with Ashton Hagans' scoring average dipping just under 12, at 11.8.

Quickley is Kentucky's Go-To Option

John Calipari called Immanuel Quickley the most improved player on the 2018-19 team, but his development from last season to this one might be even more impressive.

Quickley, now a sophomore, has scored in double figures in 22 of the 26 games he's played and topped the 20-point plateau in seven. Overall, he's averaging a team-high 15.7 points per game and proven to be Kentucky's best scorer and go-to option down the stretch. He's made a team-high 49 3-pointers -- including making a 3 in 24 of 26 games he's played -- and shooting a team-high 40.5% from behind the arc after a slow start.

Perhaps flying a bit under the radar nationally, few players have played as well as Quickley has over the last two months. Over the last 16 games, he is averaging a team-high 18.5 points to go along with 4.3 rebounds per game and 37 3-pointers while shooting 45.1% from long range.

What those stats don't fully reveal is just how clutch Quickley has been. He's become Kentucky's go-to scorer down the stretch late in games, breaking the will of more than a handful of opponents with daggers from beyond the arc and clutch free throws.

The latest two examples were last week at LSU and at home vs. Florida. He scored 14 of his team-high 21 points in the second half in Baton Rouge, Louisiana, which included making all five field-goal attempts and dishing a pair of assists. At home vs. Florida, he scored 22 points in the second half, including 20 of Kentucky's 28 points when the Wildcats fell behind 40-33. He finished with a game-high 26 points vs. the Gators, winning Southeastern Conference Player of the Week honors this week while thrusting himself to the front of the SEC Player of the Year race alongside teammate Nick Richards.

ESPN's Jay Bilas said during the LSU game: "That young man has got ice water in his veins." With Karl Ravech lamenting, "On a team that has (Tyrese) Maxey and (Nick) Richards and (Ashton) Hagans, Quickley has become the go-to guy."

Over the course of UK's current six-game winning streak in the second half alone, Quickley is averaging 15.5 points and shooting 57.1% from the field, 58.8% from 3-point range and 92.1% from the charity stripe.

"The kid lives in the gym," Calipari said. "He's kind of like Tyler (Herro). He's like Shai (Gilgeous-)Alexander, those guys. He's just like them."

After Herro set a new school record at the free-throw line last season, Quickley is threatening to make it a short-lived mark. Quickley is currently making 91.5% at the line, just behind Herro's 93.5%. He's ranked first in the SEC (through games on Feb. 22) and fifth in the nation in the category. He's enjoyed three different stretches of 24, 18 and 17 consecutive makes and missed more than one free throw in a game just once this season.

Further illustrating his cool, calm, clutch demeanor, Quickley is 30 of 31 at the free-throw line this season when it's a two-possession game at any point with 3:00 or less to go or the game is in overtime. Against Mississippi State, Quickley made all 14 of his free-throw attempts tying a school record for makes without a miss. Previously, Louie Dampier (Dec. 22, 1966 vs. Oregon State), Ramel Bradley (Nov. 7, 2007 vs. Gardner-Webb) and Jodie Meeks (Jan. 13, 2009 at Tennessee) also hit 14 without a miss. Quickley made eight of them in the final minute as Mississippi State tried to extend the game.

Quickley really emerged in the rivalry game vs. Louisville. After scoring 16 points in three previous games for his career high, Quickley set a new mark with 18 points in the win over No. 3/4 Louisville. He made two key 3-pointers



NOTES

and was 8 of 8 from the free-throw line, including two in the final seconds of overtime to seal the outcome.

The Maryland native earned the opportunity for a career game offensively because of a stellar day defensively. Calipari told his team that whoever could guard Louisville's leading scorer, Jordan Nwora, would get significant playing time. Quickley answered the call and took on the majority of the assignment. Nwora, who came into the game averaging 21.2 points per contest, was held to just eight points on 2-of-10 shooting.

Quickley is on a career-best 16-game double-figure scoring streak, the best run since Malik Monk scored in double figures in 30 straight games during the 2016-17 season. During the recent 16-game stretch, Quickley has scored 20 or more points seven times and made three or more 3-pointers six times, including a career-high five vs. Alabama.

Mirroring his even-keel approach, Quickley has been Kentucky's most consistent performer in hostile territory. He's averaging a team-best 18.6 points in addition to 5.1 rebounds and 19 3-pointers (on 54.3% shooting) in UK's eight true road games.

And the Award Goes to ... Kentucky!

Kentucky has dominated the weekly Southeastern Conference awards under John Calipari. Immanuel Quickley is the latest SEC award winner with his second honor this week.

UK has won more SEC honors (107) than any school during the Calipari era, including 83 SEC Freshman of the Week honors and 24 SEC Player of the Week awards.

The Wildcats have won four national honors this season. Nick Richards was named the U.S. Basketball Writers Association Oscar Robertson Trophy National Player of the Week after the win over Louisville and the NCAA March Madness National Player of the Week after back-to-back wins vs. Georgia and at Texas Tech. Tyrese Maxey took home both NCAA March Madness National Player of the Week and USBWA Wayman Tisdale National Freshman of the Week honors following the U of L game.

This season, Maxey is a three-time SEC Freshman of the Week winner (Nov. 11, Dec. 30, Jan. 13) and Richards (Dec. 30, Jan. 27) and Quickley (Jan. 13, Feb. 24) are a two-time SEC Player of the Week winners.

Confident Richards Writing His 'Own (Dominant) Story'

Every player is on their own timetable, John Calipari has repeated throughout his time at Kentucky. For some that means breaking through after their freshman season. For others it may mean two, three or four years of development. Maybe no player is a better example of that than Nick Richards.

The junior is not only enjoying the most productive season of his career, he's producing one of college basketball's best stories of the season. After averaging 4.5 points, 3.9 rebounds and 1.1 blocks over 13.4 minutes a game in the first two seasons of his career, he has emerged as one of the leading candidates for Southeastern Conference Player of the Year and All-America honors, emphasized by his inclusion to the Naismith Citizen Trophy Midseason 30 watch list.

Highlighted by a career-high 27-point day vs. Mississippi State -- which included 25 points in the second half -- Richards leads the team in rebounding (8.0 per game), blocks (2.2 per game) and double-doubles (10) to go along with a conference-high .656 field-goal percentage and 14.3 points per game. His field-goal percentage mark is also good for fourth in the nation, through games on Feb. 22, and narrowly trails Marcus Lee's 2015-16 single-season school-record mark of 68.0% (minimum 150 attempts).

The centerpiece of a frontline that entered the season with questions about its depth and talent after losing PJ Washington and Reid Travis to the pros, Richards has squashed any and all concerns about his ability to produce.

"How many guys have 7-footers that can do what that kid does?" John Calipari said after the Texas Tech game. "Not many."

Case in point: Richards is one of just two players in the country and the only Power 5 big man averaging at least 14.0 points per game, at least 8.0 rebounds and at least 2.0 blocks while shooting at least 65.0% from the floor. He's in the 99th percentile of offensive efficiency in the

Synergy national rankings and in the 88th percentile on defense.

In a program headlined by one-and-done success stories, Richards stuck to his own timetable. He didn't start playing basketball until midway through his teenage years, so not only was he behind the traditional development curve, he also lacked the demonstrated performance of his peers. Now that he's built his own confidence, he is playing like one of the best players in the country -- and was awarded as such on Jan. 27, winning his second national player of the week award and his second SEC Player of the Week honor.

"Everybody has their own story," Richards said after the Texas Tech game. "Just because I go to a school that's known for one-and-done doesn't mean I have to be one-and-done. It took me time to develop over the past three years. I've had the best time of my life. Meeting incredible people, having the best coaching staff in the world training me to be the player I am right now and to be a better player for times to come."

Richards played well early in the season, but his meteoric rise began vs. Louisville and has continued into the conference season. Despite impressive early numbers, Richards had yet to fully break through vs. consistent, upper-level competition. Against Louisville's front line, one of the best in the country, Richards delivered. The 6-foot-11 big man from Jamaica secured a double-double with 13 points and 10 rebounds, but it was how he did it that impressed the most.

Playing the final 8:53 of regulation and all five minutes of overtime with four fouls, Richards took two momentum-changing charges and scored seven straight points in overtime with the game on the line. With Louisville leading 68-65 with 2:21 to go in overtime, Richards snared an offensive rebound (one of six in the game) and converted the traditional three-point play to even the score once again. His free throws with 27 seconds remaining gave the Wildcats a 72-70 lead they would not relinquish. Richards also drew a game-high 11 fouls to get Kentucky to the free-throw line, a key difference in the outcome. His defense was a difference maker.

The double-double for Richards was his first against a ranked opponent in his three seasons. In 20 games prior against ranked foes, Richards averaged 3.8 points and 3.9 rebounds per game. He had never recorded double-digit scoring or rebounding numbers against a ranked opponent. Now he's done it in two of his last three games vs. ranked opponents after a monster 25-point, 14-rebound, four-block game at Texas Tech.

In the game in Lubbock, Texas, Richards became just the second Wildcat in the Calipari era to post at least 25 points, 14 rebounds and four blocks in a game. National Player of the Year Anthony Davis did it in 2012.

Richards was dominant from start to finish vs. the Red Raiders. After setting the tone early in the game with a thunderous dunk and a handful of intimidating swats, he took over in overtime with seven points, including the game-winning free throws with 10 seconds left and nearly 15,000 hostile fans screaming at him to miss.

Beginning with the win over Louisville and over the last 16 games, Richards is averaging 15.9 points, 8.8 rebounds and 2.2 blocks with six double-doubles.

He's not just impacting the game offensively, as indicated by a six-block performance at LSU that was felt beyond the box score. The Tigers, one of the nation's most efficient offensive teams, were limited to 39.4% from the field.

"We haven't seen a rim protector as good as Nick Richards," LSU's Skylar Mays said. "He did a great job of controlling the paint and it made it tough for us. That's kind of our bread and butter, and he definitely made it a lot harder for us today."

As Richards goes, so does UK. Kentucky is 20-1 this season when he scores in double figures, 10-0 when he grabs double-digit rebounds and 7-1 when he blocks at least four shots.

Hagens One of the Best Point Guards in the Country

Ashton Hagens certainly has the confidence of his head coach in year two as Kentucky's starting point guard.

"We could say there are better point guards in the country, but you got to tell me who you're talking about," John Calipari said.

With the way he's played this season, there are few rebuttals.

Measurables

Wing Span

1. Nick Richards - 7'5"
2. Dontae Allen - 7'2.50"
3. Nate Sestina - 7'2"
- T4. Keion Brooks Jr. - 7'1"
- T4. Johnny Juzang - 7'1"

Maximum Vertical

- T1. Keion Brooks Jr. - 37"
- T1. Immanuel Quickley - 37"
- T3. Nick Richards - 36.50"
- T3. Ashton Hagens - 36.50"
5. Tyrese Maxey - 35.50"

Hand Width

1. Dontae Allen - 11.5"
2. Nate Sestina - 11"
3. Johnny Juzang - 10.75"
- T5. Nick Richards - 10.5"
- T5. Keion Brooks Jr. - 10.5"



3/4-Court Sprint

1. Ashton Hagens - 3.11 secs.
- T2. Tyrese Maxey - 3.21 secs.
- T2. Immanuel Quickley - 3.21 secs.
4. Brennan Canada - 3.31 secs.
5. Johnny Juzang - 3.32 secs.

Body Fat

1. Immanuel Quickley - 6.51%
2. Ashton Hagens - 7.00%
3. Tyrese Maxey - 7.21%
4. Nate Sestina - 7.31%
5. EJ Montgomery - 7.70%

185-Pound Bench Press

1. Nick Richards - 18 reps
2. EJ Montgomery - 9 reps
3. Johnny Juzang - 8 reps
- T4. Ashton Hagens - 6 reps
- T4. Riley Welch - 6 reps

Miscellaneous Stats

Charges Drawn

- Nick Richards - 9
- Immanuel Quickley - 2
- Keion Brooks Jr. - 1
- Tyrese Maxey - 1
- Nate Sestina - 1

First Sub

- Keion Brooks Jr. - 11
- Nate Sestina - 11
- Kahlil Whitney - 5
- Tyrese Maxey - 2
- Immanuel Quickley - 2
- Ashton Hagens - 1
- Johnny Juzang - 1
- EJ Montgomery - 1
- Nick Richards - 1

5-Second Violations

- Forced by Kentucky - 2
- Forced by Opponent - 0

10-Second Violations

- Forced by Kentucky - 0
- Forced by Opponent - 1

Shot-Clock Violations

- Forced by Kentucky - 18
- Forced by Opponent - 17

Tip-offs (including OT)

- Won by Kentucky - 20
- Won by Opponent - 9

3-Point Plays

- Nick Richards - 13
- Tyrese Maxey - 10
- Immanuel Quickley - 10
- Ashton Hagens - 7
- Nate Sestina - 4
- EJ Montgomery - 3
- Keion Brooks Jr. - 1

4-Point Plays



Hagans has been the consummate point guard in his sophomore season, doing a little bit of everything to affect the game. He is averaging 11.8 points, 6.5 assists, 4.0 rebounds and 2.0 steals per game while grabbing the leadership reins of a talented but once again young team.

The midseason Bob Cousy Point Guard of the Year finalist has boasted double-figure scoring in 18 games, including a career-high 26-point performance in the win over Utah Valley. He's dished out three or more assists in every game and has five or more in 20 outings, including a career-high-tying 12 vs. UAB. His streak of 10 games with six or more assists was snapped with five dimes at Georgia. It was the best run by a Wildcat under John Calipari and the best run since Roger Harden dished six or more in 12 straight from Jan. 11 to Feb. 15, 1986.

With 335 career dimes, he is 12th in program history. His assists average is ranked 12th in the country and tops in the league (through games on Feb. 22).

The reigning Southeastern Conference Co-Defensive Player of the Year remains UK's best on-ball defender with a team-high 53 steals, and even those numbers don't really do him justice. His ability to disrupt opposing teams' offense was on full display in road wins at Georgia and Texas Tech.

Hagans posted three steals vs. the Red Raiders, but it was the plays that didn't show up as steals that helped preserve the win. Down the stretch, he forced three key turnovers, including knocking the ball off a defender's foot on the sideline, running the length of the floor to tip away what would have been a transition alley-oop dunk, and swatting away the potential game-tying shot in the closing seconds of overtime.

It is plays like those that have put Hagans on the midseason watch list for the Naismith National Defensive Player of the Year award for a second season in a row and a big reason why the Wildcats are plus-241 this season with him on the floor, a team high.

"You're not going to find a player that is better on the defensive end on and off the ball than Ashton Hagans has been," ESPN analyst Jay Bilas recently said. "I think he's the frontrunner for national defensive player of the year."

Said national writer Jeff Goodman: "Lots of great defensive players out there, but I'll take Ashton Hagans over all of them."

With 114 swipes in 63 career games, Hagans is averaging 1.810 steals per game for his career. That rate is second all-time in program history, trailing only Rajon Rondo's career mark.

Hagans has done all this while fighting through a few nagging injuries this season. He battled lower leg pain for the first handful of games to start the season, played through a left ankle sprain early in the SEC season and suffered a left thigh contusion last week that has limited him.

Hagans has had trouble taking care of the ball recently with four or more turnovers in eight of the last 15 games, but Calipari reiterated after the Ole Miss game that there isn't another point guard in the country he would rather have running his team.

"He's the least of our worries," Calipari said. "Ashton is my point guard, and I'm with him. The one thing I do know, he'll fight to win a game."

Maxey at his Best Against the Best

Expectations for Tyrese Maxey escalated after he shot the roof off Madison Square Garden in his college debut in early November.

After scoring 26 points in front of a national audience vs. the No. 1 team in the country at the time, Michigan State, many expected him to do that on a nightly basis. It was a high bar for a freshman who would have to endure the same ups and downs just about every freshman has to that puts on a Kentucky uniform.

Now 27 games into the season, what everyone has found out is that Maxey still has that potential. It just tends to come out when the stakes are at their highest.

Highlighted by a career-high 27-point performance in the victory over No. 3/4 Louisville, Maxey is averaging a team-high 19.4 points to go along with 5.0 rebounds while shooting 44.4% from the field, 41.7% from 3-point range and 83.8% from the free-throw line in UK's five games vs. Associated Press ranked foes.

In true road games, Maxey ranks second on the team with an average of 15.5 points per game and is shooting 45.9% from the field. He's also adding 4.3 rebounds, 2.9 assists and 1.0 blocks per game in hostile territory.

Maxey's 26 points in the 1-2 matchup vs. Michigan State topped Terrence Jones' 25 points against East Tennessee State in 2010 for the most points by a freshman in their debut as a Wildcat. In that game, Maxey's first points didn't come until just after the midway point of the first half, but he scored seven straight points to help Kentucky earn an 11-point halftime lead. From the 10:03 mark of the second half until a pair of Ashton Hagans' free throws with 37 seconds to play, Maxey scored or assisted on 14 straight UK points to hold off the Michigan State rally.

There was no bigger shot that night though than his final 3-pointer with a minute to play. Michigan State had cut the lead to just two and momentum seemed to be swinging to the veteran-laden Spartans. In front of two former UK stars, John Wall and Jones, as well as NBA champion Kevin Durant, Maxey took 6-foot-6 Aaron Henry off the dribble and launched a shot four feet behind the 3-point line. With one swish of the net, Maxey etched his name into Kentucky record books and introduced himself to the nation.

Against Louisville, the Jerry West Award midseason finalist made a career-high nine field goals (on 14 shots), sunk a career-best four 3-pointers and tied a career high with seven rebounds. His 27 points are the most by a UK freshman vs. Louisville and the most by a Wildcat in the rivalry since Jodie Meeks score 28 on Jan. 4, 2009.

Highlighted by five 20-point performances, Maxey -- a three-time Southeastern Conference Freshman of the Week selection -- is averaging 13.9 points per game. He's scored in double figures in 19 games. Living up to his big-name nature, he flirted with a triple-double in his first true road test at Georgia on Jan. 7 with 17 points, seven rebounds, and a career-high eight assists in addition to a career-high four blocks and a steal in 39 minutes.

The Texas native has played particularly well of late. He's averaging 16.0 points on 46.1% shooting over the last eight games. He's scored in double figures in seven of those.

Included in that stretch, Maxey had 10 second-half points to lead a double-digit comeback

UK's Record vs. AP Ranked Opponents and as an AP Ranked Opponent Under Cal

Kentucky (RK)	Opponent Rank																									RV	NR	TOTAL	
	1	2	3	4	5	6	7	8	9	10	11	12	13	14	15	16	17	18	19	20	21	22	23	24	25				
1	-	0-1	0-1	1-0	2-0	2-0	-	2-0	1-0	-	0-1	-	-	-	2-0	1-0	1-0	-	1-0	3-0	1-0	-	-	-	6-2	46-3	69-8		
2	1-0	-	-	0-1	1-0	0-1	-	-	-	-	1-0	1-0	-	1-0	-	1-0	1-0	0-1	-	-	-	-	-	-	4-0	24-0	34-3		
3	-	-	-	1-0	-	-	-	-	0-1	-	-	1-0	-	-	-	-	-	-	0-1	-	-	-	-	-	-	1-0	17-0	20-2	
4	-	0-1	-	-	-	-	0-1	0-1	-	-	-	-	-	1-0	-	-	-	-	-	-	-	-	-	-	1-0	2-0	9-2	13-5	
5	1-0	-	-	-	-	0-1	-	-	-	1-0	-	-	-	-	-	-	-	-	0-1	-	-	-	-	1-0	-	1-0	9-0	13-2	
6	-	-	-	-	0-1	-	1-0	1-0	-	0-1	-	-	-	-	-	-	-	-	1-0	-	-	-	-	-	-	1-0	8-1	12-3	
7	-	-	-	0-1	-	-	-	-	-	-	1-0	-	-	0-1	-	-	-	-	1-0	-	-	-	-	-	-	-	5-1	7-3	
8	-	-	-	-	-	-	-	-	1-0	-	-	-	1-0	-	-	-	-	-	-	-	-	-	1-0	-	0-1	-	2-3	13-0	18-4
9	-	-	-	-	-	-	-	-	-	-	-	-	-	-	-	-	-	-	-	-	-	-	-	-	-	-	7-2	7-2	
10	-	-	-	-	-	-	-	-	-	-	-	-	0-1	-	-	-	-	-	-	-	-	-	-	-	-	3-3	10-2	13-6	
11	1-0	-	-	-	-	-	1-0	0-1	-	-	-	1-0	-	-	-	0-1	-	-	-	-	2-0	-	-	-	-	-	6-1	11-3	
12	-	-	-	-	-	-	-	-	-	-	-	-	1-0	-	1-0	-	-	-	-	-	-	-	-	-	-	1-0	4-1	7-1	
13	-	-	-	-	-	-	-	-	-	-	-	-	-	-	-	0-1	-	-	-	-	-	-	-	-	-	-	7-2	7-3	
14	-	-	0-1	-	-	-	-	-	-	-	-	-	-	-	-	-	-	-	-	-	-	-	-	-	-	1-1	9-1	10-3	
15	-	-	-	-	-	-	-	-	-	-	-	1-0	-	-	-	-	1-0	-	-	-	-	-	-	-	-	1-0	6-0	9-0	
16	-	-	-	-	-	-	-	-	-	-	-	-	-	-	-	1-0	-	-	-	-	-	-	-	-	-	2-0	4-1	7-1	
17	-	-	-	-	-	-	-	-	-	-	-	-	-	-	-	-	-	-	-	-	-	-	1-1	-	-	-	4-2	5-3	
18	-	-	-	-	-	-	-	-	-	-	-	-	-	-	-	-	-	-	-	-	-	0-1	-	-	-	3-2	6-2	9-4	
19	-	-	1-0	1-0	-	-	-	-	1-0	-	-	-	-	-	-	-	-	-	-	-	-	-	-	-	-	-	2-0	5-0	
20	-	-	-	0-1	-	-	-	-	-	-	-	-	-	-	-	-	-	-	-	-	1-0	-	-	-	-	-	3-1	4-2	
21	-	-	-	-	-	-	-	-	-	-	-	-	-	-	-	-	-	-	-	-	-	-	-	-	-	1-0	2-1	3-1	
22	-	-	-	-	-	-	-	-	-	-	-	1-0	-	-	-	-	-	-	-	-	-	-	-	-	-	1-0	5-1	7-1	
23	-	-	-	-	-	-	-	-	-	-	-	-	-	-	-	-	-	-	-	-	-	-	-	-	-	0-1	3-0	3-1	
24	-	-	-	-	-	-	-	-	-	-	-	-	-	0-1	-	-	-	-	-	-	-	-	-	-	-	-	0-1	0-2	
25	0-1	-	-	-	-	-	0-1	-	-	-	-	-	-	-	-	-	-	-	-	-	-	-	-	-	-	-	1-1	1-3	
RV	0-1	1-0	-	-	1-0	-	2-0	-	-	0-1	-	1-0	1-0	-	-	-	0-1	-	-	-	-	-	-	-	-	-	-	6-3	
NR	-	-	-	0-1	-	-	-	-	-	-	1-0	-	-	-	-	1-0	-	-	-	-	-	-	-	-	-	-	-	2-1	
TOTAL	3-2	1-2	1-2	3-4	4-1	2-2	4-2	3-1	3-2	1-2	2-1	4-0	5-0	2-2	1-1	4-0	3-1	2-2	2-2	1-1	4-0	4-0	1-2	1-1	1-0	Total	302-70		
																										Total	62-33		



NOTES

Points Per Possession

Game	Off. PPP	Def. PPP
vs. Michigan State	0.96	0.86
EASTERN KENTUCKY	1.07	0.58
EVANSVILLE	0.91	0.96
UTAH VALLEY	1.12	1.01
MOUNT ST. MARY'S	1.17	0.89
LAMAR	1.21	0.84
UAB	1.08	0.91
FAIRLEIGH DICKINSON	1.24	0.78
GEORGIA TECH	1.00	0.79
vs. Utah	0.99	1.03
vs. Ohio State	0.98	1.08
LOUISVILLE	1.11	1.00
MISSOURI	1.08	0.89
at Georgia	1.07	0.95
ALABAMA	1.03	0.91
at South Carolina	1.03	1.07
at Arkansas	1.00	0.90
GEORGIA	1.22	1.08
at Texas Tech	0.99	0.96
VANDERBILT	1.08	0.94
at Auburn	1.03	1.17
MISSISSIPPI STATE	1.13	1.01
at Tennessee	1.20	1.00
at Vanderbilt	1.18	0.97
OLE MISS	0.97	0.90
at LSU	1.18	1.13
FLORIDA	1.00	0.91
at Texas A&M		
AUBURN		
TENNESSEE		
at Florida		

Overall

UK offensive high - 1.24 vs. FAIRLEIGH DICKINSON
 UK offensive low - 0.91 vs. EVANSVILLE
 Kentucky SEC offensive high - 1.22 vs. GEORGIA
 Kentucky SEC offensive low - 0.97, vs. OLE MISS
 Kentucky postseason high -
 Kentucky postseason low -

Opponent offensive high - 1.17, at Auburn
 Opponent offensive low - 0.58, EASTERN KENTUCKY
 Opponent SEC offensive high - 1.17, at Auburn
 Opponent SEC offensive low - 0.89, MISSOURI
 Opponent postseason high -
 Opponent postseason low -

Clutch Free Throws

Free throws during a two-possession game (six points or less) at any point with 3:00 or less to play or overtime:

Player	FTs	Pct.
Johnny Juzang	2-2	1.000
Immanuel Quickley	30-31	.968
Ashton Hagans	23-26	.885
Nick Richards	25-29	.862
Tyrese Maxey	9-11	.818
Keion Brooks Jr.	6-8	.750
Nate Sestina	2-3	.667
EJ Montgomery	0-2	.000
Kahlil Whitney	0-1	.000

Kentucky 97-113 .858

effort at home against Vanderbilt. It was Maxey once again to help lead the charge in another double-digit deficit against the Commodores on the road on Feb. 11. He led the Wildcats with 25 points, 15 coming in the second half as UK rebounded from a 14-point first-half hole for a 78-64 win.

Maxey's defense has made huge strides, including holding Georgia Tech's leading scorer Michael Devoe, who entered the game averaging 21.4 points per game, to just five points. Maxey's defense was so good that ESPN analyst Jay Bilas called Maxey the player of the game despite going 0 for 9 from the floor.

Sestina Joins 1,000-Point Club

Kentucky's most veteran player, Nate Sestina, enjoyed a breakthrough night at LSU with 11 points, eight rebounds and a trio of 3s. Not only did his performance help seal a win for the Wildcats, his first bucket of the night enabled him to top 1,000 career points split between his time at Bucknell and Kentucky.

Sestina, considered one of UK's team leaders for his floor presence and energy, is averaging 5.7 points and 4.0 rebounds per game. He's scored in double figures three times with a double-double vs. Eastern Kentucky.

There have been 60 1,000-point scorers in school history but not one since Terrence Jones, Doron Lamb and Darius Miller all eclipsed the mark in 2011-12. Sestina does not make it into the school's official 1,000-point club because of his split career.

Don't Read Too Much Into It

If you're into historical trends, this one may be for you.

Earlier this season, it was noted that winning in Knoxville, Tennessee, has had a peculiar tie with the Wildcats' NCAA Tournament success. Quite simply, a win in Knoxville traditionally spells success for UK in March.

Kentucky has never won an NCAA championship without first winning in Knoxville during the regular season. And leading into this season, every win during the John Calipari era has resulted in a trip to the Final Four later that season (UK did not visit Knoxville in 2014). Kentucky won 77-64 in Thompson-Boling Arena on Feb. 8.

It gets wilder.

For just the fourth time in the last 24 seasons, UK now has victories over LSU in Baton Rouge, Louisiana, Vanderbilt in Nashville, Tennessee, and Tennessee in Knoxville. The last three times UK has achieved that feat: 2012, 1998 and 1996. Why do those years stand out? They correspond with the last three Kentucky teams to win a national title.

Taking Advantage of Free Points

One of Kentucky's strengths is its success at the free-throw line. UK is earning 24.6% of its points at the free-throw line, has a free-throw rate of 41.5% and is connecting at 79.1%. All are among the national leaders.

Kentucky's free-throw distribution percentage is ranked third and free-throw rate is rated 10th, according to KenPom.com (through games on Feb. 2). The Wildcats' make percentage is fifth in the country. Five players are making 75.0% or better (with a minimum of 20 attempts), led by Immanuel Quickley's 91.5% (130 of 142).

Kentucky's strong performance at the line isn't relegated to its success rate of makes, but also the frequency in which the Wildcats are getting to the line and the number of makes per game. UK is taking an average of 23.3 free throws a game. The Wildcats are making an average of 18.4. The opposition is averaging 12.9 makes on an average of 18.9 attempts a game. Opponents have shot only 12 more free throws than UK has made this season.

Kentucky's plus-5.5 points per game at the line ranks seventh in the country as of Feb. 23. Western Kentucky currently leads the country with a plus-8.5 differential. UK is seventh in the country in points per possession off of free throws at 0.080. WKU leads that category with 0.122 points per possession coming from the stripe.

John Calipari's best free-throw shooting team at Kentucky shot 72.6% in 2014-15. The 2013-14 squad averaged the most trips (28.7) and makes (19.5) per game under Calipari's tutelage. There's still a long way to go in the season, but UK's current free-throw percentage of .791 is ahead of the school record of 77.6% by the 1978-79 team.

UK has made its free throws when they matter the most. The Wildcats are 97 of 113 (85.8%) at the line when it's a two-possession game (six points or less) or less at any point with three minutes or less to play (including overtime). Quickley is 30 of 31 (96.8%) on

the season after missing his first pressure-situation attempt at LSU on Tuesday.

Injury Bug

Kentucky's depth has been tested by a number of injuries this season. Ten current Wildcats have dealt with injuries or are rehabbing old ones, oftentimes limiting UK's depth in games.

- Dontaie Allen (left knee) - return: undetermined | Torn ACL from senior season of high school; participated in strength and conditioning programs over the summer and continues to progress with rehabilitation program, including participating in practices recently
- Ashton Hagans (left thigh) - day-to-day | Sustained a left thigh contusion at LSU but played (did not start) the next game vs. Florida; sprained left ankle against Missouri; also dealt with a lower right leg injury early in the season but has not missed a game
- Ben Jordan (head injury) - available | Sustained a head injury in practice and was unavailable vs. Fairleigh Dickinson
- Johnny Juzang (illness) - available | Missed Missouri and Georgia games with an illness
- Tyrese Maxey (thigh contusion) - available | Sustained a thigh contusion in the second half at South Carolina
- EJ Montgomery (right ankle) - available | Sustained a right ankle sprain in the first half of the Michigan State game; missed the next three games and returned vs. Mount St. Mary's
- Zan Payne (right knee) - return: undetermined | Continuing to rehab from a knee injury from his senior season of high school; underwent a rigorous rehab program over the summer and participated in his first practices recently
- Nick Richards (left ankle) - status: available | Sustained a right leg injury at LSU but returned to the game and played vs. Florida; also sprained his left ankle during the Georgetown College exhibition game and missed the final exhibition vs. Kentucky State
- Nate Sestina (left wrist, right shoulder) - status: available: | Fractured his left wrist on Nov. 26 and returned three weeks later vs. Utah; injured his right shoulder in the second half against Mississippi State but returned to the game
- Immanuel Quickley (chest contusion) - available | Suffered chest contusion in practice prior to Utah Valley and did not play vs. the Wolverines. Returned the following game

S-E-C! S-E-C! S-E-C!

Kentucky is the Southeastern Conference's gold standard. Since the SEC's inception in 1932-33, the Wildcats are the most dominant team in the league, recording a 1,009-283 mark (.781) in regular-season conference play. Only one other team has won more than 750 regular-season SEC games (Alabama), and no other team owns a better winning percentage.

- Kentucky has averaged 11.6 wins and only 3.3 losses per season in 86 seasons in the SEC
- UK has won 48 SEC titles and 31 SEC Tournament championships
- The Wildcats have won 16 of the last 28 SEC Tournaments
- Kentucky has captured at least a share of five of the last 10 SEC regular-season championships under John Calipari
- UK has played in the championship game of the SEC Tournament in eight of Calipari's 10 seasons, winning six times
- Kentucky won its 1,000th game in SEC regular-season action vs. Alabama on Jan. 11. Kansas has won 1,000 conference games when combining its records in the Big 6, Big 7, Big 8 and Big 12, but no team in the country has won 1,000 or more regular-season league games in one conference alone
- Seven teams made the 2019 NCAA Tournament field, tied for the second most of any league in the country
- The SEC had two teams in the Elite Eight, one in the Final Four and went 12-7 in NCAA Tournament games in 2019
- The SEC has held its own in the annual Big 12/SEC Challenge. The conferences are 20-20 over the last four seasons in the yearly January showdown
- As of the Feb. 24 rankings, two SEC teams are ranked in the Associated Press Top 25. In addition to UK, Auburn is ranked No. 15. LSU and Florida are receiving votes
- Twelve SEC schools ranked in the top 100 and six in the top 50 of the NCAA's Net Evaluation Tool rankings, through games on Feb. 22



Kentucky's Schedule Packs a Punch

Kentucky's schedule is always among the toughest in the country and this season will certainly be no different.

UK's nonconference slate alone saw the Wildcats defeat Michigan State in the Champions Classic in New York, endure a tough trip to Las Vegas vs. Utah and Ohio State, included the annual rivalry vs. Louisville in Rupp Arena, and took the Wildcats to Texas Tech.

Seven of UK's 13 nonconference opponents this season made a postseason tournament in 2019, five of which made the NCAA Tournament. Michigan State (1), Louisville (3) and Ohio State (5) were all ranked in the top five of the Associated Press Top 25 at the time of the meeting. It's the first time UK has played three AP top-five opponents before January since the 1979-80 season. The Wildcats went 2-1 vs. those three opponents.

That nonconference schedule has given way to one of the toughest league schedules in the country. UK will play its permanent home-and-away opponents of Florida, Tennessee and Vanderbilt twice, plus host and visit both Auburn and Georgia. The SEC's 15 NCAA Tournament selections over the last two years are second most in the nation.

The nonconference and league schedule combined reveals that 15 of the 26 opponents UK will face played in the postseason in 2018-19, including 11 in the NCAA Tournament, five in the Sweet 16 and three in the Final Four.

Three Kentucky opponents are ranked in the Feb. 24 Associated Press Top 25, including four nonconference foes in Louisville (11), Texas Tech (22), Ohio State (23) and Michigan State (24). SEC members Auburn (15) is also ranked among the AP Top 25, with LSU and Florida just outside receiving votes.

Cats Deliver the Knockout Punch

Kentucky is 280-7 (.976) in the John Calipari era when leading by at least 10 points at any time in the contest.

Ironically, two of the last three instances UK has let a double-digit slip away came on the road at South Carolina. The Wildcats led by as many as 14 in Columbia, South Carolina, on Jan. 15, but the Gamecocks rallied behind a buzzer-beating 3-pointer for the 81-78 win. It was the first time UK let a double-digit lead slip away since Auburn rallied for an overtime win in the 2019 Elite Eight. Prior to that, UK's last loss was another 14-point advantage at South Carolina during the 2017-18 season.

Six of the seven losses are to conference opponents.

Perhaps most impressive of all is that 71.2% of games Calipari has coached in at Kentucky have produced 10-point leads at some point during the game for UK. The Wildcats have led by 10 points or more in a whopping 85.6% of Calipari's 327 career wins at Kentucky.

Cats Don't Count on the Long Ball

New rules this season that moved the 3-point line to the international basketball distance of 22 feet, 1.75 inches has had an impact on college basketball, and the Wildcats are not immune.

Kentucky is shooting just 32.7% from behind the arc, a John Calipari-era low and ranked 201st in the country (through games on Feb. 22). The Wildcats rank near the bottom nationally in both 3-point field goals per game (ranked 341st with 4.8 per game) and 3-point scoring distribution (only 19.3% of UK's points come from 3s, which is 351st out of 353 teams). Additionally, the Wildcats have made four or fewer 3-pointers in 11 of 27 games.

But, if you've followed John Calipari's teams over the years, there shouldn't be much concern. Kentucky has never relied on the 3-point shot under Calipari. While teams nationally are taking more 3-point shots than ever before, UK has bucked the trend and played to the style that's best suited that particular group.

The highest percentage of 3-point shots taken under Calipari was the 2010-11 Final Four team that lofted 32.4% of its shots from beyond the arc. No surprise, that team that consisted of Brandon Knight and Doron Lamb on the perimeter is also Calipari's top 3-point shooting team at Kentucky.

Calipari typically likes his teams to take between 20 to 24 3-point attempts per game but believes this team is better suited to take closer to 15 to 20. UK is averaging 14.7 attempts through 27 games with the longer line and its percentage of 3-point attempts -- the second-lowest mark of the Calipari era -- reflects its make percentage.

Not relying on the 3 certainly hasn't hurt the Wildcats. UK is 10-1 all-time under Calipari when making one or fewer from long range, including 3-0 this season. Extended to three or fewer 3-pointers, Kentucky is 7-1 this season.

The Wildcats have been better in Southeastern Conference play, especially relative to the rest of the league. UK is shooting 35.1% from behind the arc in conference games, which ranks second in the SEC.

Oddly enough, Kentucky has shot the ball from deep considerably better in hostile territory. The Wildcats are shooting 45.0% from long range in true road games but only 28.7% at home and 25.9% in their three neutral-site games.

Year	% of Attempts from 3	3-Point FG%
2009-10:	.313	.331
2010-11:	.324 (highest)	.397 (highest)
2011-12:	.265	.378
2012-13:	.293	.346
2013-14:	.276	.332
2014-15:	.271	.349
2015-16:	.310	.366
2016-17:	.316	.353
2017-18:	.258 (lowest)	.357
2018-19:	.296	.354
2019-20	.263	.327 (lowest)

Forever Young

With a combined 50 starts, 27.2% of the scoring, 30.5% of the rebounding and four key players (Ashton Hagans, Immanuel Quickley, Nick Richards and EJ Montgomery) back from the 2018-19 Elite Eight team -- plus a graduate transfer in Nate Sestina -- this is one of the most experienced teams of the John Calipari era.

The key words being the Calipari era.

In comparison to the rest of the country, it's still inexperienced. According to Ken Pomeroy's experience rankings, UK is 337th in the country out of 353 teams with an average of 0.99 years of experience (through games on Feb. 22). Only four other Power 5 teams check in with less experience in the KenPom.com rankings.

UK began the season with nine newcomers on its roster, so growing pains are expected. Having said all that, it does rank as one of Calipari's most experienced teams at Kentucky, and that's important. Every team but one in the Calipari era has made the NCAA Tournament, but his best teams have combined young talent with a few returning pieces.

The 2009-10 squad with John Wall and DeMarcus Cousins featured veteran Patrick Patterson. The 2010-11 Final Four team had DeAndre Liggins and Josh Harrellson. The 2011-12 national championship team boasted three key returners in Terrence Jones, Doron Lamb and Darius Miller. The 2013-14 national runner-up squad featured Alex Poythress and Willie Cauley-Stein. And the 2014-15 team that nearly ran the table had both Poythress and Cauley-Stein back in addition to Andrew and Aaron Harrison and Dakari Johnson.

Defense is the Difference Again

Long. Athletic. Interchangeable parts. Like so many of his past teams, this Kentucky squad is once again stingy defensively.

Through 27 games, opponents are making just 38.7% from the floor, ranked 15th in the country (through games on Feb. 22). And unlike last season when it seemed like every opponent early in the schedule caught fire from outside, the opposition is only making 29.6% from behind the arc which ranks 27th in the country as of Feb. 22.

Kentucky has held 17 opponents this season to 40% or less from the field, including seven of the last eight. UK is 14-3 in those games. Of the five Associated Press Top 25 opponents Kentucky played at the time, the Wildcats held three of them to less than 40% from the floor.

Sophomore Ashton Hagans, the 2019 Southeastern Conference Co-Defensive Player of the Year, is once again playing lockdown defense with 2.0 steals per game and is a midseason candidate for the Naismith National Defensive Player of the Year.

When opponents are able to get by the likes of Hagans, Nick Richards is there as a rim protector. The junior is averaging a career-best 2.2 blocks per game with eight games of four or more rejections, including seven swats vs. Lamar, the most blocks by a Wildcat since Karl-Anthony Towns denied seven shots on Jan. 20, 2015.

Richards ranks among the best defenders in the country according to Synergy Sports' defensive rankings.

Lineup Comparison

Most Frequent Lineups	Total Minutes	Points For	Points Against	+/-	+/- per 40 min.
Hagans, Quickley, Montgomery, Richards, Maxey	204:14	420	325	+95	+18.61
Hagans, Sestina, Quickley, Richards, Maxey	103:24	213	179	+34	+13.15
Hagans, Sestina, Quickley, Montgomery, Maxey	59:49	104	90	+14	+9.36
Hagans, Quickley, Richards, Maxey, Brooks Jr.	59:06	116	86	+30	+20.30
Hagans, Sestina, Quickley, Maxey, Brooks Jr.	38:07	59	73	-14	-14.69
Hagans, Sestina, Whitney, Richards, Maxey	31:38	50	41	+9	+11.38
Hagans, Quickley, Montgomery, Maxey, Brooks Jr.	31:19	67	43	+24	+30.65
Hagans, Montgomery, Richards, Maxey, Juzang	28:09	50	44	+6	+8.53
Hagans, Whitney, Montgomery, Richards, Maxey	27:05	42	48	-6	-8.86
Hagans, Montgomery, Richards, Maxey, Brooks Jr.	26:58	37	28	+9	+13.35



NOTES

Hold Them to 55 Points, 40%

Defense has always been a recipe for success for the Wildcats under John Calipari. The special ingredient: 55 points. UK is a perfect 77-0 under Calipari when holding the opponent to 55 points or fewer, including 3-0 this season.

The Wildcats are 184-7 (96.4%) under Calipari when limiting the opponent to 63 points or less. UK is 11-0 thus far this season in the category. Kentucky's 61-59 loss to Tennessee in 2017-18 snapped a 60-game winning streak when holding the opponent to 63 or less.

Kentucky also fares well when it keeps the competition to 40% or less from the floor. UK is 201-19 (.914) vs. opponents under Calipari when its field-goal percent is 40% or less. The Wildcats are 14-3 this season. The Wildcats had held seven straight opponents to 40% or less until Florida made 43.1% on Feb. 22.

Always Efficient

According to Ken Pomeroy's calculations on kenpom.com, UK's teams under John Calipari have consistently ranked among the most efficient teams in the country per possession.

Year	Offense (Rank)	Defense (Rank)	Overall
2020	111.1 (31)	93.2 (41)	27th
2019	117.6 (14)	90.1 (8)	8th
2018	115.8 (24)	95.4 (22)	17th
2017	119.1 (12)	91.4 (7)	4th
2016	120.4 (5)	98.0 (53)	6th
2015	119.3 (5)	86.5 (2)	1st
2014	117.6 (10)	96.9 (41)	11th
2013	108.8 (42)	99.1 (129)	42nd
2012	122.9 (2)	88.2 (9)	1st
2011	118.1 (7)	90.4 (15)	6th
2010	116.1 (15)	86.2 (6)	3rd

**through games played on Feb. 22*

Big-Game Cal, Cats

John Calipari's teams aren't just good against the best teams in the country, they're great. Not only does Kentucky own a 62-33 record (.653) vs. Associated Press Top 25 teams under John Calipari, UK is 7-4 when both teams are ranked in the AP top five.

All-time, Calipari is 13-8 when both teams are ranked in the AP top five. When both teams are ranked in the AP Top 25, Calipari's all-time record is 85-56, including a 54-29 mark at Kentucky. When both are ranked in the top 10 he has a 27-19 record, including 16-12 at UK.

Kentucky has answered the bell of big-time showdowns again this season. UK is 3-2 vs. AP Top 25 teams, including 2-1 vs. top-five teams at the time.

By defeating top-ranked Michigan State to start the season, UK knocked off the No. 1 team in consecutive seasons for the first time in school history. Last season, Kentucky downed Tennessee on Feb. 19, 2019. With the win over MSU, the Wildcats now have nine victories over the No. 1 team in 25 tries.

Calipari improved to 6-4 vs. the No. 1 team in his career with the win vs. Michigan State, including 3-2 at Kentucky. According to ESPN, Calipari is the only coach with a winning (.600) percentage against No. 1 ranked teams with a minimum of 10 games faced against the No. 1.

Taking Care of Business

Kentucky's 62-33 record vs. opponents ranked in the Associated Press Top 25 in John Calipari's tenure is impressive, but the Wildcats' ability to beat all-comers can't be overlooked. Under Calipari, UK is 265-43 vs. unranked competition, an .860 winning percentage.

Watch Out for These Wildcats

Stocked full of some of the nation's top talent, a handful of Wildcats are on a number of national watch lists:

- Ashton Hagans - John R. Wooden Award Midseason Top 25 (Los Angeles Athletic Club National Player of the Year), Lute Olson Award preseason (NPOY), Bob Cousy Award mid-season finalist (Naismith Memorial Basketball Hall of Fame's best point guard), Naismith Defensive Player of the Year midseason
- Tyrese Maxey - Wooden Award Midseason Top 25, Oscar Robertson Trophy preseason (U.S. Basketball Writers Association NPOY), Naismith Trophy preseason, National Association of Basketball Coaches Division I Player of the Year preseason, Jerry West Award midseason finalist (HOF's best shooting guard)
- Nick Richards - Citizen Naismith Trophy Midseason 30 (Atlanta Tipoff Club National Player of the Year)

Bounce Back

Kentucky doesn't lose very often during the John Calipari era, but when the Wildcats do, they almost always bounce back and its extremely rare for the Wildcats to drop more than

one in a row. UK is 54-13 under Calipari following a loss (record does not count end-of-season losses).

The Wildcats' back-to-back losses to Utah and Ohio State marked just the 13th time UK lost consecutive games during the Calipari era and the most recent since dropping four in a row from Feb. 3-14, 2018. That stretch was the first four-game losing streak under Calipari and the only time Kentucky has lost more than two games in a row under Calipari.

Previously, the last time UK lost four games in a row was in February 2009, when the Wildcats dropped four straight games to end the regular season. It was the first time Calipari had lost four straight since the end of the 2004-05 season at Memphis.

UK has never lost back-to-back home games under Calipari.

Jordan First Two-Sport Star Since Braddy

Even with key returners, a deep and talented recruiting class, and the addition of graduate transfer Nate Sestina, Kentucky suffered major losses from last season.

From a numbers standpoint, UK needed more depth. When John Calipari heard there was a 6-foot-9, 250-pound pitcher on the baseball team with considerable basketball talent, he called UK baseball head coach Nick Mingione.

Enter Ben Jordan.

Jordan joined the team just before the Blue-White Game and served an important role early in the season when injuries mounted.

Jordan is the first multi-sport basketball player since Nehemiah "Junior" Braddy, who played four seasons with the basketball team (1990-93) and one with the baseball team (1991). It's worth noting that while former UK basketball player E.J. Floreal played both basketball (2014-16) and track at UK, he didn't begin his track career until after leaving basketball.

Although Jordan is a highly regarded baseball prospect with a lively arm, he's also a talented basketball player. He played at West Carter High School in Olive Hill, Kentucky, where he was the all-time leading rebounder and shot blocker and the eighth all-time leading scorer.

Jordan won Eastern Kentucky Conference Defensive Player of the Year in his senior season in addition to EKC First Team honors. He averaged 12.2 rebounds a contest in his final year.

Jordan is expected to be a major part of the UK baseball team in the spring. A 2016 Under Armour All-American in high school, he appeared in 10 games last season after redshirting in 2018 with an injury. Over the summer, playing for the Gaithersburg Giants of the Cal Ripken College Baseball League, Jordan appeared in seven games with six starts. He went 1-1 with a 2.70 ERA in 26.2 innings, allowing just 14 hits while striking out 36 en route to First Team All-Cal Ripken League honors.

The plan for Jordan is to remain with basketball through the rest of the season before returning to the diamond for his redshirt sophomore season.

Nation-Best 29 Wildcats on NBA Opening-Day Rosters

As the 2019-20 NBA season began, 29 players on NBA opening-day rosters (including two-way and inactive lists) played and finished their college basketball careers at Kentucky.

Underscoring the fact that no other school in the country can match UK's ability to develop players and put them in the NBA, UK's 29 players were again the most of any college basketball program, beating the next-closest school (Duke) by five players.

Of the 496 players in the NBA to start the 2019-20 season, 5.8% played and finished their college basketball careers at UK. There were actually fewer teams without a Wildcat (12) than there are NBA teams featuring Wildcats (18).

Of the 29 Wildcats on an opening-day NBA roster, John Calipari has coached 28 of them. With Derrick Rose (Detroit Pistons), who played for Calipari during the 2006-07 season at Memphis, Calipari has coached 29 players on 2019-20 opening-day rosters.

Kentucky has enjoyed unprecedented success at putting players in the NBA under Calipari. In the 10 seasons of the Calipari era, 38 players have been selected in the NBA Draft, more than any other school. Included in the recent run are 29 first-round picks, three No. 1 overall selections (Davis, Karl-Anthony Towns and John Wall) and 21 lottery selections.

Calipari's players are not only reaching the next level, they are succeeding when they do. His players have garnered 23 All-Star selections, with Anthony Davis winning the game's MVP honor in 2017. Rose was named the league's MVP in 2011. Five of his players have been tabbed All-NBA (Rose, Wall, Davis, DeMarcus Cousins and Towns), three have been named NBA Rookie of the Year (Rose, Tyreke Evans and Towns), and 12 players from Calipari's first nine teams at Kentucky have made the NBA All-Rookie teams.

Using figures compiled by basketball-reference.com and spotrac.com, Calipari-coached players only (which includes Rose but not Rondo) have amassed more than \$2.26 billion in career NBA contracts. In the 10 seasons Calipari has been the head coach at Kentucky, his players have totaled nearly \$1.9 billion in NBA contracts.

In just the 2019-20 season alone, UK players will make more than \$255 million. Calipari-coached players only (includes Rose but not Rondo) will make more than \$260 million.

A full breakdown of the current Wildcats in the NBA can be found later in the notes.

Wins vs. Losses in 2019-20

Result	FG%	Opp. FG%	3-Pt. FG%	Opp 3-Pt. FG%	FT%	RPG	APG	TOPG	BPG	SPG	PPG	Opp PPG
Wins	.472	.379	.343	.286	.802	38.7	14.3	12.6	5.5	5.2	76.5	64.0
Losses	.411	.426	.273	.340	.746	32.0	11.0	12.6	4.0	5.0	67.8	72.6



Wildcats Shine at NBA All-Star Weekend

It wasn't just the number of former Kentucky men's basketball players -- six in all -- at NBA All-Star weekend that made it an impressive weekend, it was also how they performed.

The Wildcats had their fingerprints all over Chicago, highlighted by Anthony Davis making the game-winning free throw in the All-Star Game on Sunday night and Bam Adebayo winning the Skills Challenge on Saturday.

Davis (Los Angeles Lakers) made the deciding free throw in the new format of the All-Star Game. With the first team to 157 points (24 more points than the leading team heading into the fourth quarter, a tribute to the late Kobe Bryant), Davis stepped to the line needing to make one of two to end the game. He missed long on the first, but in front of his hometown crowd, calmly sunk the second. He scored 20 points to go along with nine rebounds and three blocks in the Team LeBron win.

Davis was making his seventh All-Star Game appearance and was joined by two other Wildcats in the game, Adebayo and Devin Booker, who made their NBA All-Star debuts. Adebayo (Miami Heat) scored eight points and Booker (Phoenix Suns) totaled six. UK's three representatives were more than any other school.

A night earlier, Adebayo dominated all three rounds of the NBA Skills Challenge to become the second Wildcat to win the competition. Karl-Anthony Towns won it in 2016.

Not long after, Devin Booker nearly made it 2-for-2 for the Kentucky Wildcats at the NBA All-Star Saturday Night in the 3-Point Contest. The 2018 champion scored 27 in the first round and 26 in the championship round but was edged by Buddy Hield on the final shot by a point.

A former Kentucky player has won a major award in five straight NBA All-Star weekends. Towns won the Skills Challenge in 2016, Davis captured MVP honors in the All-Star Game and Jamal Murray won MVP in the Rising Stars Challenge in 2017, Booker took home 3-Point Contest honors in 2018, Hamidou Diallo won the Slam Dunk Contest last season, and Adebayo was crowned the Skills Challenge champion this year.

Three Wildcats played in Friday's Rising Stars Challenge. Shai Gilgeous-Alexander (Oklahoma City Thunder) scored 16 points and PJ Washington (Charlotte Hornets) recorded eight points and five rebounds. Tyler Herro (Miami Heat) was also selected for the game but sat out due to injury.

Kentucky at No. 1

For the seventh season in the 11-year John Calipari era, the Kentucky men's basketball team earned a No. 1 ranking in the Associated Press Top 25 on Nov. 11.

After defeating Michigan State, the previous No. 1 team, in the State Farm Champions Classic and then following it up with a dominating 42-point victory vs. Eastern Kentucky the Wildcats were named the March Madness Team of the Week and then moved atop the AP Top 25 for the first time since December 2016.

No other school has reached No. 1 in seven of the last 11 seasons while Calipari has been at Kentucky. According to STATS, only three other programs (Duke, North Carolina and UCLA) have ever been ranked No. 1 in seven different seasons during an 11-year span.

The Wildcats' stay at No. 1 was brief after a shocking loss to Evansville. It marked just the third loss ever by Kentucky in 57 games in Rupp Arena as the No. 1 team in the country. UK fell to 69-8 as the AP top-ranked team under Calipari.

The Wildcats own an all-time record of 220-31 (.876) at No. 1 in the AP Top 25. UK has appeared at the top of the AP poll 24 different seasons in school history, and the latest stay marked the program's 125th week at No. 1, third most in college basketball (Duke has 145 and UCLA, thanks in large part to its dynasty in the 1960s and 1970s, has 134).

Calipari, one of only two coaches (Frank McGuire) to lead three programs to a No. 1 ranking, is no stranger to the top spot. Dating back to his time at Memphis, Calipari-coached teams have reached No. 1 in eight of the last 13 seasons. Including his tenure at UMass, his teams have ranked No. 1 in 10 different seasons.

2012 Title Team Voted Team of the Decade

Kentucky led college basketball in the 2010s in NCAA Tournament wins, Final Four appearances and NBA Draft picks. According to the Associated Press, the Wildcats also featured the best team of the decade.

The AP Top 25 panel tabbed the 2011-12 championship squad the best college basketball team of the decade. The 26-member panel voted UK ahead of the 2017-18 Villanova title team.

The 2012 national championship team was dominant in every sense of the word. En route to a 38-2 season, the Wildcats captivated the nation with a smothering defense, unselfish play, depth, balance and talent. Led by freshman Anthony Davis, the 2012 team snapped a 14-year title drought with the program's eighth national championship.

Davis, who won all but one of the major national player of the year awards, was the most dominant player in the country, not because of his offense -- which was still superb -- but because of his defensive abilities and rebounding prowess. The 6-foot-10 forward set a school record for blocked shots with 186, in addition to averaging a team-best 14.2 points and 10.4 rebounds per game.

The national championship game by Davis underscored the story of the 2012 Wildcats. Although Davis was 1 for 10 from the floor, he was named the Final Four Most Outstanding Player after taking over the title game vs. Kansas with 16 rebounds, six blocks and three steals.

Of course, Davis had plenty of help. Five other players on the team were selected in the NBA Draft just a few months later, including Michael Kidd-Gilchrist -- arguably the emotional heartbeat of the team -- who would later make history with Davis by becoming the first college teammates to go 1-2 in the draft.

Senior Darius Miller, sophomores Terrence Jones and Doron Lamb, and freshman Marquis Teague provided an unstoppable cast that lost its two games by a combined eight points, one of which was on a buzzer beater.

Memorable victories included a December showdown with preseason national title favorite North Carolina, avenging the first loss of the season with a victory over Indiana in the Sweet 16 and defeating archrival Louisville in the Final Four.

The championship marked John Calipari's first and was a part of four Final Four appearances in five seasons, one of just three schools to accomplish that feat.

Kentucky's 38 wins in 2011-12 is still tied for the most in NCAA Division I history, as are the six NBA Draft picks. Both marks were later tied by the 2014-15 UK team.

The Sporting News also voted John Calipari its College Basketball Coach of the Decade. More on that in the Calipari section below.

UK-Michigan Ink Three-Year Series Starting in London

Kentucky has signed a three-year deal with Michigan that will take the Wildcats to London next season and add a marquee home-and-home series for the following two years.

Beginning with a trip to The O2 Arena in London on Dec. 6, the Wildcats and Wolverines will play three consecutive seasons. UK will travel to Ann Arbor, Michigan, for the Dec. 4, 2021 game, and Kentucky will host Michigan in Rupp Arena on Dec. 3, 2022.

The neutral-site game between the two schools -- the Basketball Hall of Fame Showcase -- will be hosted by the Naismith Memorial Basketball Hall of Fame and serve as a fundraiser for the Hall. The UK-Michigan and Marist-UMBC games -- taking place prior to the Kentucky game -- will be the first NCAA Division I college basketball games in The O2 Arena.

Kentucky has played internationally on a number of occasions for foreign exhibition tours, but the London trip will mark UK's third regular-season game outside the U.S. and first in Europe.

London played host to the 1948 U.S. Olympic team that consisted of a handful of Wildcats. After winning the 1948 national championship -- UK's first NCAA title -- five Wildcats represented the U.S. in the 1948 Olympics in London. The Kentucky-led team won all eight of its games to win the gold medal.

UK leads the all-time series with Michigan 5-2. The most memorable matchup of the bunch -- at least in the eyes of Big Blue Nation -- was the most recent in March 2014 in Indianapolis. The Wildcats edged the Wolverines 75-72 in a classic in the Elite Eight. Aaron Harrison hit the second of three straight game-winning 3-pointers to advance UK to the Final Four. Howard's Wolverines knocked off Kentucky 81-78 in overtime in the 1993 Final Four to advance to the national championship game.

The on-campus visits in 2021 and 2022 will mark the first in the series since UK's 1970 trip to Ann Arbor and the 1968 UK Invitational Tournament in Memorial Coliseum. The series is tied 1-1 in Lexington, but the Wildcats lead Michigan 2-0 in Ann Arbor and 2-1 at neutral sites.

Best in the Bluegrass

Kentucky defeated both of its in-state foes in 2019-20 (Eastern Kentucky and Louisville), continuing its domination of teams in state under John Calipari. Kentucky is now 19-2 against in-state foes with Calipari at the helm.

The overall mark also includes an 11-2 record vs. Louisville. Two of the victories over the Cardinals were in postseason play. UK's four-game winning streak was snapped in 2016-17 but the Wildcats have won all six meetings played in Rupp Arena, including a 29-point blowout in 2017-18, the third-biggest margin of victory in the history of the series. Louisville's two wins are by a combined six points.

Here's a list of the meetings between the state's two premier programs since Calipari took over at UK:

- Jan. 2, 2010 - UK won 71-62 at Rupp Arena
- Dec. 31, 2010 - UK won 78-63 at the KFC Yum! Center
- Dec. 31, 2011 - UK won 69-62 at Rupp Arena
- March 31, 2012 - UK won 69-61 at the Superdome (NCAA Final Four in New Orleans)
- Dec. 29, 2012 - Louisville won 80-77 at the KFC Yum! Center
- Dec. 28, 2013 - UK won 73-66 at Rupp Arena
- March 28, 2014 - UK won 74-69 at Lucas Oil Stadium (NCAA Sweet 16 in Indianapolis)
- Dec. 27, 2014 - UK won 58-50 at the KFC Yum! Center
- Dec. 26, 2015 - UK won 75-73 at Rupp Arena
- Dec. 21, 2016 - Louisville won 73-70 at the KFC Yum! Center
- Dec. 29, 2017 - UK won 90-61 at Rupp Arena
- Dec. 29, 2018 - UK won 71-58 at the KFC Yum! Center
- Dec. 28, 2019 - UK won 78-70 (OT) at Rupp Arena

Wildcats Ink Six in Fall Signing Period

Upon accepting the position of head coach of the Kentucky men's basketball program 10 years ago, John Calipari said one of the reasons he was chosen for the job was because he could recruit the best of the best.

It was a promise kept and a promise on which he continues to deliver. As he begins what he's calling his "second tour" at UK, he hasn't lost his touch.

Calipari and the Wildcats made an emphatic statement during the fall signing period with the additions of six highly skilled, athletic players to the program. UK signed decorated prospects Devin Askew, BJ Boston, Terrence Clarke, Cam'Ron Fletcher, Isaiah Jackson and Lance Ware to national letters of intent.

"I'm really excited about this group of young men," Calipari said. "They recruited us as



NOTES

much as we recruited them. They wanted this culture. They wanted to be with other good players. They didn't need crazy promises. They wanted this. In the past, when we've had groups like that, it's led to success both individually and as a team. When you're building a great team, not only do you need to be talented, you need to have high-character individuals, which we have with this group. These are great kids from good families."

All six players are consensus four- or five-star prospects and all are ranked in the top 60 by the major national recruiting services. Five of the six were on the preseason watch list for the Naismith High School Trophy (Askew was excluded because of his recent reclassification).

With the spring signing class still to go (begins April 15), UK is expected to have one of the nation's top classes yet again. In every season in the Calipari era, the Wildcats have signed a top-three recruiting class according to the Recruiting Services Consensus Index, which tallies major recruiting rankings and plugs them into a formula to calculate a consensus ranking.

Kentucky has now signed 59 top-50 recruits, 46 top-25 players and 25 top-10 players (according to Rivals) in what will now be Calipari's 12 recruiting classes at Kentucky.

UK can only comment on prospective student-athletes who have signed official paperwork to play at Kentucky.

- Askew - Guard | 6-foot-3, 195 pounds | Sacramento, Calif. | Naismith High School Trophy Midseason Watch List | Selected for Jordan Brand Classic | Averaged 14.0 points, 6.8 assists and 3.5 rebounds while leading his team as a sophomore to the California Interscholastic Federation Open Division Southern California Regional championship | Averaged 11.6 points, 5.1 assists and 4.8 rebounds while shooting 41.4% from 3 on the Nike EYBL circuit last summer | Ranked No. 25 overall player in the 2020 class by ESPN | Five-star prospect | No. 1 point guard in the class of 2021 before reclassification | College-ready frame | Winner with a team-first mentality
- Boston - Guard | 6-7, 185 pounds | Norcross, Ga. | Naismith High School Trophy Finalist | McDonald's All American | Selected for Jordan Brand Classic | Iverson Roundball Classic selection | Consensus five-star prospect | Averaged 22.8 points, 8.1 rebounds, 3.2 assists and 1.9 steals in the 2018 Nike EYBL circuit | Ranked as high as No. 4 overall by Rivals | Top shooting guard in the Rivals rankings | 2018-19 MaxPreps Boys Basketball Junior All-American Team Honorable Mention | Averaged 18.4 points, 5.4 rebounds 1.9 steals while leading his previous high school to the Georgia state semifinals last season | Long and athletic | One of the top scorers in the class of 2020
- Clarke - Guard | 6-7, 185 pounds | Boston | Naismith High School Trophy semifinalist | McDonald's All American | Selected for Jordan Brand Classic | Iverson Roundball Classic selection | Consensus five-star prospect | Averaged 16.2 points, 5.1 rebounds and 3.7 assists in the Nike EYBL circuit last summer | Consensus top-10 player in the 2020 class | 247Sports ranks him the No. 4 overall player in the class | No. 1 ranked shooting guard in 2020 class by 247Sports | Long, athletic, scoring guard | Tools to be a shutdown defender
- Fletcher - Guard | 6-6, 195 pounds | St. Louis | Consensus four-star prospect | Averaged 11.8 points, 6.5 rebounds and 1.4 assists in the Nike EYBL last summer | Checks in as high No. 42 overall by Rivals | One of the top wings in the class | Athletic, versatile player with high upside | Length and tools to be an elite two-way player
- Jackson - Forward | 6-9, 200 pounds | Waterford, Mich. | Rivals tabs him a five-star prospect | Selected for Jordan Brand Classic | Averaged 10.9 points, 6.0 rebounds and 2.3 blocks at this past summer's Nike EYBL | Ranked as high as No. 27 in Rivals' class of 2020 rankings | No. 3 power forward in the country in the Rivals rankings | Elite defender and rim protector | Explosive athlete with length and underrated strength
- Ware - Forward | 6-9, 215 pounds | Camden, N.J. | Iverson Roundball Classic selection | Rivals ranks him a five-star prospect | Averaged 11.4 points, 6.0 rebounds and 1.3 blocks during Nike EYBL play over the summer | Increased averages to 14.4 points, 6.4 rebounds and 2.4 blocks at the Nike Peach Jam | Rose to No. 32 overall in the Rivals rankings and the No. 3 power forward | Skilled big man who finishes well 15 feet and in | High shooting, passing and dribbling marks for his position

Leach, Ledford Honored by NSMA

It's only fitting that "The Greatest Tradition in the History of College Basketball" has some of the greatest broadcasters calling the action for Big Blue Nation.

Tom Leach, the current "Voice of the Wildcats" and Cawood Ledford, one of Leach's predecessors, were recently honored by the National Sports Media Association. Ledford, the 39-year voice of Wildcats football and men's basketball, was named to the NSMA Hall of Fame while Leach has been chosen as the Kentucky Sportscaster of the Year. They will be recognized at the annual NSMA Awards Banquet, slated for June 29 in Winston-Salem, North Carolina.

Ledford called UK games from 1953 until his retirement in 1992. His work with the Wildcats were more than enough to gain national fame, but his impact was felt far beyond the Commonwealth. He handled the radio call of the NCAA Final Four for 18 years and was four times named the top college basketball announcer in the nation. Ledford also was prominent in horse racing, handling 22 Kentucky Derby broadcasts, and winning numerous awards for his coverage of that sport. He was the Kentucky Sportscaster of the Year by the NSMA 22 times. He is a member of the UK Athletics Hall of Fame and the Kentucky Athletics Hall of Fame.

Leach has been a member of the UK Athletics broadcast team since 1989 and has been the play-by-play voice of Wildcats football since 1997 and men's basketball since 2001. This is the sixth time he has been named the Kentucky Sportscaster of the Year. Like Ledford, he is known for his expertise in horse racing and has won two Eclipse Awards for his coverage. He received the 2019 Tom Hammond Media Award from the Bluegrass Sports Commission and was named a distinguished alumnus of the University of Kentucky School of Journalism and Media.

LCC Announces Naming Rights Agreement with Central Bank

Lexington Center Corporation announced a landmark naming rights agreement with Central Bank, rebranding Lexington-Central Kentucky's premier convention, meeting, sports and entertainment complex as Central Bank Center. The iconic Rupp Arena will be Rupp Arena at Central Bank Center.

The agreement is between Central Bank and JMI Sports, and UK/LCC's multimedia rights partner. This agreement bolsters Central Bank's existing relationship with JMI Sports and UK to an annual average investment of \$4.1 million with a term of 14 years, expiring in 2033. Upon completion of the renovation, the portion of this investment associated with naming rights will be \$1.5 million. The opportunity to sell naming rights with other media rights is part of LCC's and the university's Right of Use Agreement executed in February 2018 and transferred media rights ownership to UK.

A key part of the agreement is the naming rights to the Lexington Convention Center complex, which is currently undergoing a major expansion. To preserve and honor the history and tradition of the legendary basketball program led by Adolph Rupp, the arena will be known as Rupp Arena at Central Bank Center. The Central Bank Center brand will be on interior, exterior and directional signage, as well as collateral materials related to the Convention Center and Rupp Arena. New graphics are being designed which will be fully integrated into the expansion project and other areas of the facility.

Cousins Inducted into UK Athletics Hall of Fame

DeMarcus Cousins was inducted into the UK Athletics Hall of Fame as a member of the 2019 class in September.

Cousins was one of the key players on the 2009-10 Kentucky team that went to the Elite Eight in John Calipari's first season at UK. Cousins was named an NCAA Consensus Second Team All-American, including first-team recognition from the Associated Press, the 2010 Southeastern Conference Freshman of the Year by the league's coaches, and an All-SEC First Team (AP and coaches) selection.

While at UK, Cousins led the Wildcats to a No. 1 national ranking, an SEC regular-season championship and an SEC Tournament championship. He averaged 15.1 points and 9.9 rebounds and concluded freshman season with eighth-most rebounds in a single season in UK history with 375.

Following his one season in Lexington, Cousins was selected by the Sacramento Kings with the fifth overall pick in the 2010 NBA Draft. He's since gone on to a highly successful NBA career. He is a four-time NBA All-Star, was named to All-NBA Second Team in 2015 and 2016, and averaged double figures in all of his nine seasons in the league.

Success Rate

The Wildcats received an NCAA award in the spring of 2019 for placing in the top 10% of all men's basketball teams in the country in the NCAA's annual Academic Progress Rate. UK scored a perfect 1,000. It's the fifth straight year the men's basketball team received the award and the sixth time since 2009.

The APR provides a real-time look at a team's academic success by the progress of each student-athlete on scholarship. The APR measures academic eligibility, retention and graduation. The scores are a four-year composite, covering the 2014-15 through 2017-18 school years.

Every Division I sports team across the nation calculates its APR each academic year, similar to a report card. Scholarship student-athletes each semester earn one point for remaining eligible and one point for staying in school or graduating.

UK has received a perfect 1,000 mark in each of the last six single-year APR rates.

The NCAA cut score to compete in the 2019-20 postseason is a 930 four-year APR. Teams scoring below 930 can face consequences intended to direct additional focus on academics. Those penalties can include practice restrictions and playing-season reductions.

Whitney Leaves Program

Freshman forward Kahlil Whitney left the program on Jan. 24 to pursue other options.

"I can't express enough the respect I have for Coach Calipari," Whitney said. "I've learned a lot from him in my short time at UK and will take much of his wisdom with me as I continue on my journey. I am forever thankful for my time at Kentucky and for all the people I've met along the way. I thank the coaches, my teammates, tutors, training staff, advisers and professors for working with and believing in me. I wish Big Blue Nation all the best! I've heard your voices and positive messages, and I thank you for your continued love and support. I will always be cheering for UK's success and for all my brothers on the court."

Whitney played in 18 games with eight starts. He averaged 3.3 points and 1.7 rebounds in 12.8 minutes of action in 2019-20. The 6-foot-6 forward scored a season-high 11 points vs. Eastern Kentucky and nine points vs. Mount St. Mary's.

"First and foremost, Kahlil is a great kid," UK head coach John Calipari said. "This is tough for me because Kahlil is a tremendous person who is going to do great things. I certainly don't want to see him go because I wanted to continue to coach him, but I understand his decision and, as we always do here, will support him in whatever way we can. As I told Kahlil ... I hope he goes on and does his thing and makes us all proud. I know he will stay in touch with us and I know our fans will continue to support him as he takes this next step."

Whitney signed with Kentucky as a McDonald's All American and the No. 11 overall player in the class of 2019 by the Recruiting Services Consensus Index. He scored more than 2,000 points in his high school career at Roselle Catholic (New Jersey) and helped lead his team to a title at the New Jersey Tournament of Champions in his junior season.



KENTUCKY BY THE NUMBERS

Date	Opponent	Result	Points	Rebounds	Blocks	Steals	Assists
O. 27	GEORGETOWN COLLEGE (Exh.)	W, 80-53	Quickley - 16	Sestina - 10	Montgomery - 3 [^]	Hagans - 4 [^]	Hagans - 10 [^]
N. 1	KENTUCKY STATE (Exh.)	W, 83-51	Two tied - 15 [^]	Brooks Jr. - 9 [^]	Whitney - 3 [^]	Three tied - 3 [^]	Hagans - 9 [^]
N.5	#1/1 Michigan State ¹	W, 69-62	Maxey - 26 [^]	Sestina - 6	Montgomery - 2 [^]	Quickley - 2 [^]	Hagans - 3
N.8	EASTERN KENTUCKY	W, 91-49	Richards - 21 [^]	Sestina - 11 [^]	Richards - 4 [^]	Hagans - 3 [^]	Two tied - 5 [^]
N.12	EVANSVILLE	L, 67-64	Quickley - 16	Quickley - 9 [^]	Two tied - 1 [^]	Three tied - 2 [^]	Hagans - 3 [^]
N.18	UTAH VALLEY²	W, 82-74	Hagans - 26 [^]	Sestina - 12 [^]	Two tied - 1	Two tied - 1	Hagans - 6 [^]
N.22	MOUNT ST. MARY'S²	W, 82-62	Richards - 19 [^]	Hagans - 7 [^]	Richards - 3 [^]	Whitney - 2 [^]	Hagans - 7 [^]
N.24	LAMAR²	W, 81-56	Maxey - 21 [^]	Richards - 13 [^]	Richards - 7 [^]	Two tied - 2	Hagans - 9 [^]
N.29	UAB²	W, 69-58	Two tied - 16	Richards - 9 [^]	Montgomery - 2 [^]	Hagans - 2 [^]	Hagans - 12 [^]
D.7	FAIRLEIGH DICKINSON	W, 83-52	Montgomery - 25 [^]	Richards - 10 [^]	Richards - 2	Two tied - 2 [^]	Hagans - 11 [^]
D. 14	GEORGIA TECH	W, 67-53	Hagans - 21 [^]	Two tied - 7	Richards - 4 [^]	Three tied - 2 [^]	Hagans - 7 [^]
D.18	Utah ³	L, 69-66	Maxey - 18	Montgomery - 10 [^]	Richards - 2 [^]	Hagans - 4 [^]	Hagans - 8 [^]
D.21	#5/4 Ohio State ⁴	L, 71-65	Sestina - 17 [^]	Maxey - 6	Brooks - 2 [^]	Hagans - 3 [^]	Hagans - 9 [^]
D.28	#3/4 LOUISVILLE	W, 78-70 ^{OT}	Maxey - 27 [^]	Richards - 10 [^]	Montgomery - 2 [^]	Hagans - 2 [^]	Hagans - 8 [^]
J. 4	MISSOURI*	W, 71-59	Quickley - 23 [^]	Richards - 12 [^]	Richards - 4 [^]	Three tied - 1	Hagans - 7 [^]
J. 7	at NR/RV Georgia*	W, 78-69	Two tied - 17	Four tied - 7 [^]	Maxey - 4 [^]	Hagans - 4 [^]	Maxey - 8 [^]
J. 11	ALABAMA*	W, 76-67	Quickley - 19 [^]	Richards - 11 [^]	Richards - 5 [^]	Hagans - 3 [^]	Hagans - 9 [^]
J. 15	at South Carolina*	L, 81-78	Quickley - 20	Two tied - 7 [^]	Richards - 4 [^]	Brooks Jr. - 2 [^]	Hagans - 7 [^]
J. 18	at RV/RV Arkansas*	W, 73-68	Richards - 17	Quickley - 10 [^]	Richards - 2 [^]	Maxey - 2	Hagans - 6 [^]
J. 21	GEORGIA	W, 89-79	Hagans - 23 [^]	Richards - 8 [^]	Richards - 3 [^]	Hagans - 4 [^]	Hagans - 9 [^]
J. 25	at #18/18 Texas Tech ⁵	W, 78-76 ^{OT}	Richards - 25 [^]	Richards - 14 [^]	Richards - 4 [^]	Hagans - 3 [^]	Hagans - 7 [^]
J. 29	VANDERBILT*	W, 71-62	Maxey - 17	Richards - 11 [^]	Three tied - 1	Hagans - 2 [^]	Hagans - 6 [^]
F. 1	at #17/16 Auburn*	L, 75-66	Quickley - 23 [^]	Richards - 7	Montgomery - 3 [^]	N/A	Hagans - 3
F. 4	MISSISSIPPI STATE*	W, 80-72	Richards - 27 [^]	Richards - 11 [^]	Two tied - 1	Montgomery - 3 [^]	Hagans - 6 [^]
F. 8	at Tennessee*	W, 77-64	Quickley - 18 [^]	Brooks Jr. - 9 [^]	Montgomery - 3	Two tied - 2 [^]	Maxey - 4 [^]
F. 11	at Vanderbilt*	W, 78-64	Maxey - 25 [^]	Hagans - 10 [^]	Three tied - 3 [^]	Two tied - 2 [^]	Hagans - 8 [^]
F. 15	OLE MISS*	W, 67-62	Quickley - 17	Montgomery - 8 [^]	Richards - 2 [^]	Three tied - 1	Two tied - 3 [^]
F. 18	at RV/RV LSU*	W, 79-76	Quickley - 21 [^]	Sestina - 8	Richards - 6 [^]	Quickley - 3 [^]	Quickley - 5
F. 22	RV/RV FLORIDA*	W, 65-59	Quickley - 26 [^]	Maxey - 7	Montgomery - 2 [^]	Two tied - 3 [^]	Maxey - 7 [^]
F. 25	at Texas A&M*						
F. 29	AUBURN*						
M. 3	TENNESSEE*						
M. 7	at Florida*						

All home games in **BOLD CAPS**; ExhibitionS in **BOLD ITALICS**

*SEC game, ^ game high

1 - Champions Classic (Madison Square Garden | New York)

2 - BBN Showcase (Rupp Arena)

3 - (T-Mobile Arena | Las Vegas)

4 - CBS Sports Classic (T-Mobile Arena | Las Vegas)

5 - BIG 12/SEC Challenge (Rupp Arena)

6 - SEC Tournament (Bridgestone Arena | Nashville, Tenn.)

Points	Rebounds	Blocks	Steals	Assists
Quickley - 9 Maxey - 7 Richards - 7 Hagans - 3 Montgomery - 2 Sestina - 1	Richards - 13 Sestina - 5 Maxey - 4 Hagans - 3 Montgomery - 3 Brooks Jr. - 2 Quickley - 2	Richards - 16 Montgomery - 8 Sestina - 4 Brooks Jr. - 2 Maxey - 2 Hagans - 1 Juzang - 1	Hagans - 19 Maxey - 6 Quickley - 6 Montgomery - 3 Juzang - 2 Whitney - 2 Brooks Jr. - 1 Sestina - 1	Hagans - 23 Maxey - 4 Quickley - 2

Comparing the Calipari Era

A look at the statistics throughout the John Calipari era following 27 games ...

Year	FG%	Opp. FG%	3-Pt. FG%	FT%	RPG	Assists	TOs.	Blocks	Steals	Points	PPG	Record
2019-20	.461	.387	.327	.791	37.4	369	340	142	140	2,021	74.9	22-5
2018-19	.480	.403	.359	.747	38.8	379	345	133	172	2,113	78.3	23-4
2017-18	.465	.411	.330	.689	39.0	355	373	137	152	2,047	75.8	18-9
2016-17	.482	.430	.357	.694	40.4	449	321	152	174	2,398	88.8	22-5
2015-16	.474	.393	.357	.677	39.0	379	318	154	160	2,127	78.8	20-7
2014-15	.469	.342	.342	.704	38.7	415	302	188	187	2,017	74.7	27-0
2013-14	.468	.396	.322	.684	41.4	319	330	175	126	2,112	78.2	21-6
2012-13	.483	.393	.364	.647	38.2	387	357	196	164	2,023	74.9	19-8
2011-12	.487	.362	.381	.718	39.4	368	322	250	176	2,100	77.8	26-1
2010-11	.463	.388	.396	.717	38.7	351	302	176	156	2,097	77.7	19-8
2009-10	.480	.378	.360	.673	42.3	414	409	192	195	2,171	80.4	26-1



MISCELLANEOUS STATS

Team Leaders

NO.	NAME	GAME LEADERS					GAMES WITH								
		PTS.	REBS.	BLKS.	ASSTS.	STLS.	10+ PTS	20+ PTS	10+REBS	3+ASSTS	3+BLKS	3+STLS	3+3S	DOUBLE-DOUBLE	
0	Ashton Hagans	3 (5)	3 (4)	1 (2)	23 (49)	19 (36)	18 (31)	3 (4)	1 (1)	27 (56)	-	8 (18)	1 (1)	2 (3)	
1	Nate Sestina*	1 (10)	5 (32)	4 (36)	-	1 (13)	3 (43)	- (10)	2 (14)	1 (10)	1 (6)	-	2 (6)	1 (12)	
2	Kahlil Whitney	-	-	-	-	2 (2)	1 (1)	-	-	-	-	-	-	-	
3	Tyrese Maxey	7 (7)	4 (4)	2 (2)	4 (4)	6 (6)	19 (19)	5 (5)	-	17 (17)	1 (1)	-	4 (4)	-	
4	Nick Richards	7 (8)	13 (25)	16 (44)	-	-	21 (30)	6 (7)	10 (13)	-	11 (23)	-	-	10 (11)	
5	Immanuel Quickley	9 (10)	2 (2)	-	2 (3)	6 (8)	22 (28)	7 (7)	1 (1)	6 (9)	-	2 (3)	7 (9)	1 (1)	
10	Johnny Juzang	-	-	1 (1)	-	2 (2)	1 (1)	-	-	-	-	-	1 (1)	-	
11	Dontaie Allen	-	-	-	-	-	-	-	-	-	-	-	-	-	
12	Keion Brooks Jr.	-	2 (2)	2 (2)	-	1 (1)	4 (4)	-	-	-	-	-	-	-	
13	Riley Welch^	-	-	-	- (1)	-	-	-	-	- (2)	-	-	-	-	
14	Brennan Canada	-	-	-	-	-	-	-	-	-	-	-	-	-	
21	Zan Payne	-	-	-	-	-	-	-	-	-	-	-	-	-	
23	EJ Montgomery	2 (2)	3 (6)	8 (22)	-	3 (9)	4 (6)	1 (1)	1 (3)	-	4 (7)	1 (2)	-	- (1)	
33	Ben Jordan	-	-	-	-	-	-	-	-	-	-	-	-	-	

Career total in (parentheses); *includes Bucknell career; ^includes UC Irvine career

Starting Lineups

Guard	Guard	G/F	Forward	Forward	Games	W-L
Hagans	Maxey	Quickley	Montgomery	Richards	12	10-2
Hagans	Maxey	Brooks Jr.	Montgomery	Richards	5	4-1
Hagans	Maxey	Whitney	Sestina	Richards	3	3-0
Hagans	Quickley	Whitney	Sestina	Richards	2	1-1
Hagans	Maxey	Whitney	Montgomery	Richards	2	1-1
Hagans	Maxey	Juzang	Montgomery	Richards	1	1-0
Hagans	Quickley	Whitney	Sestina	Montgomery	1	1-0
Maxey	Juzang	Quickley	Montgomery	Richards	1	1-0

Starter	Games Started	Wins	Losses
Hagans	26	21	5
Richards	26	21	5
Maxey	24	20	4
Montgomery	22	18	4
Quickley	16	13	3
Whitney	8	6	2
Sestina	6	5	1
Brooks Jr.	5	4	1
Juzang	2	2	0

Kentucky's Record When ...

KENTUCKY RECORD	ALL	SEC	KENTUCKY RECORD	ALL	SEC
Leading at halftime:	17-2	7-2	On CBS:	2-1	1-0
Tied at the half:	1-0	1-0	On TBS:	0-0	0-0
Trailing at halftime:	4-3	4-0	On ESPN/ESPN2/ESPNU:	13-2	9-1
Shoot 50% or better:	7-0	3-0	On FOX:	0-0	0-0
Shoot less than 50%:	15-5	9-2	On SEC Network/(+):	7-2	2-1
Shoot higher % than opp.:	20-2	11-2	vs. SEC at home:	7-0	7-0
Shoot lower % than opp.:	2-3	1-0	vs. SEC on road:	5-2	5-2
Opp. shoot worse than 50%:	22-3	12-2	Games vs. AP ranked opp.:	3-2	0-1
Opp. shoot 50% or higher:	0-2	0-0	Games following a loss:	4-1	2-0
Score less than 60 points:	0-0	0-0	Games following a win:	17-4	10-2
Score 60-69 points:	5-4	2-1	More points in the paint:	16-2	10-0
Score 70-79 points:	10-1	8-1	Fewer/Same points in the paint:	6-3	2-2
Score 80-89 points:	6-0	2-0	More bench points than opp.:	12-3	6-1
Score 90-99 points:	1-0	0-0	Fewer or same bench pts.:	10-2	6-1
Score 100+ points:	0-0	0-0	More 2nd-chance points:	13-3	6-0
Opp. score less than 60 pts.:	7-0	2-0	Fewer or same 2nd-chance pts.:	9-2	6-2
Opp. score 60-69 pts.:	9-2	7-0	More or same points off TOs:	16-1	8-0
Opp. score 70-79 pts.:	6-2	3-1	Fewer points off TOs:	6-4	4-2
Opp. score 80-89 points:	0-1	0-1	On Monday:	1-0	0-0
Opp. score 90-99 points:	0-0	0-0	On Tuesday:	6-1	5-0
Opp. score 100+ points:	0-0	0-0	On Wednesday:	1-2	1-1
Outrebounded opponent:	17-0	8-0	On Thursday:	0-0	0-0
Outrebounded by opponent:	3-4	3-2	On Friday:	3-0	0-0
Equal number of rebounds:	2-1	1-0	On Saturday:	10-2	6-1
Fewer turnovers than opp.:	10-3	6-0	On Sunday:	1-0	0-0
Same turnovers as opp.:	3-0	1-0	In November:	6-1	0-0
More turnovers than opp.:	9-2	5-2	In December:	3-2	0-0
Make 8 or more 3-pointers:	3-0	2-0	In January:	7-1	6-1
Make 7 or fewer 3-pointers:	19-5	10-2	In February:	6-1	6-1
Games decided by 5 or fewer:	3-3	2-1	In March:	0-0	0-0
Overtime games:	2-0	0-0	In April:	0-0	0-0

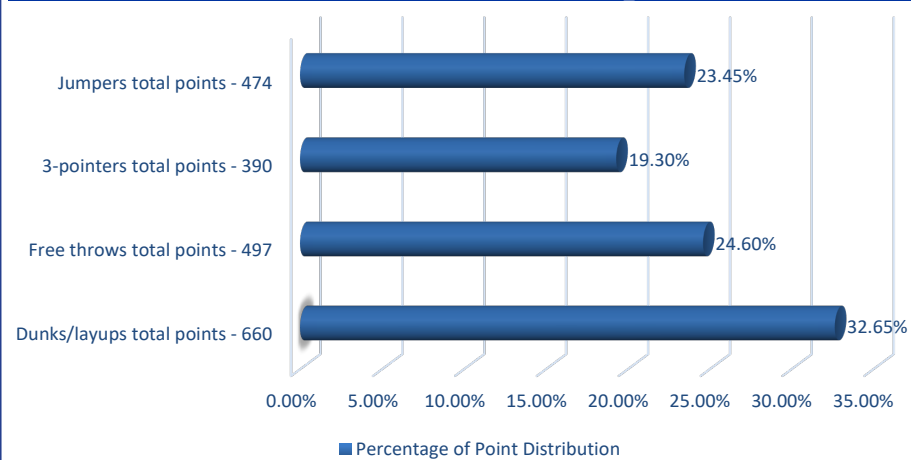
Streaks

Overall	Won 6
Unranked AP teams anywhere	Won 9
Ranked AP teams anywhere	Lost 1
Home	Won 14
Home AP ranked teams	Won 2
Home AP unranked teams	Won 13
Home SEC	Won 11
Home nonconference	Won 7
Home AP ranked SEC	Won 1
Home AP unranked SEC	Won 18
Home AP ranked nonconference	Won 2
Home AP unranked nonconference	Won 6
Road	Won 3
Road AP ranked teams	Lost 1
Road AP unranked teams	Won 4
Road SEC	Won 3
Road nonconference	Won 3
Road AP ranked SEC	Lost 2
Road AP unranked SEC	Won 4
Road AP ranked nonconference	Won 2
Road AP unranked nonconference	Won 1
Neutral	Lost 2
Neutral AP ranked teams	Lost 1
Neutral AP unranked teams	Lost 1
Neutral SEC	Lost 2
Neutral nonconference	Lost 2
Neutral AP ranked SEC	Lost 2
Neutral AP unranked SEC	Won 12
Neutral AP ranked nonconference	Lost 1
Neutral AP unranked nonconference	Lost 1

Win-Loss Margins

Margin	Games Won	Games Lost
1		
2	1	
3	1	3
4		
5	1	
6	1	1
7	2	
8	3	
9	3	1
10	1	
11	1	
12	1	
13	1	
14	2	
15		
16		
17		
18		
19		
20	1	
21		
22		
23		
24		
25+	3	

How the Cats are Scoring



Dunk Tracker

Player	Dunks in 2019-20	Dunks in Career
Nick Richards	61	113
EJ Montgomery	13	31
Ashton Hagans	11	14
Keion Brooks Jr.	8	8
Kahlil Whitney	6	6
Tyrese Maxey	5	5
Nate Sestina	3	3 (UK career only)
Immanuel Quickley	1	2

Fast Facts

Shooting Percentage	.461
Avg. Assists Per Game	13.7
Points Off Turnovers	13.1
Second-Chance Points	9.9
Points in the Paint	32.6
Fast Break Points	13.7
Bench Points	18.6
Points Per Possession	107.5
Avg. Time of Possession	17.4

First Points of the Game

Player	Dunk/Layup	Jumper	3PT	FT
Brooks		1		
Hagans	1	1	1	1
Juzang	1			
Maxey	2	3	2	
Montgomery	1	1		
Quickley	1		2	1
Richards	4	2		
Sestina				1
Whitney	1			



THE LAST TIME UK ...

INDIVIDUALS

SCORING

Scored 25 points: Immanuel Quickley (26) vs. Florida, 2/22/20
Scored 30 points: Shai Gilgeous-Alexander (30) vs. Vanderbilt, 1/30/18
Scored 35 Points: De'Aaron Fox (39) vs. UCLA, 3/24/17
Scored 40 points: Malik Monk (47) vs. North Carolina, 12/17/16
Scored 45 points: Malik Monk (47) vs. North Carolina, 12/17/16
Scored 50 points: Jodie Meeks (54) at Tennessee, 1/13/09
Scored 55 points: Never
Two players had 20 points: Nick Richards (27) and Immanuel Quickley (21) vs. Mississippi State, 2/4/20
Three players had 20 points: DeMarcus Cousins (27)/John Wall (21)/Patrick Patterson (20) vs. Sam Houston State, 11/19/09
Two players had 30 points: Patrick Patterson (33) and Jodie Meeks (32) vs. Tennessee State, 12/22/08
Scored 20 points in two straight games: Immanuel Quickley (2) 2/18/20 - 2/22/20
Scored 20 points in three straight games: PJ Washington (4) 2/5/19 - 2/16/19
Scored 20 points in four straight games: PJ Washington (4) 2/5/19 - 2/16/19
Scored 20 points in five straight games: Jamal Murray (12) 2/2/16 - 3/12/16
Scored 20 points in six straight games: Jamal Murray (12) 2/2/16 - 3/12/16
Scored 20 points in seven straight games: Jamal Murray (12) 2/2/16 - 3/12/16
Scored 20 points in eight straight games: Jamal Murray (12) 2/2/16 - 3/12/16
Scored 20 points in nine straight games: Jamal Murray (12) 2/2/16 - 3/12/16
Scored 20 points in 10 straight games: Jamal Murray (12) 2/2/16 - 3/12/16
Scored 20 points in 11 straight games: Jamal Murray (12) 2/2/16 - 3/12/16
Scored 20 points in 12 straight games: Jamal Murray (12) 2/2/16 - 3/12/16
Scored 20 points in 15 straight games: Dan Issel (18) 12/1/69 - 2/7/70
Scored 25 points in three straight games: Tayshaun Prince (3) 3/11/01-3/17/01
Scored 30 points in two straight games: Jodie Meeks vs. Appalachian State (46) 12/20/08; vs. Tennessee State (32) 12/22/08
Scored 30 points in three straight games: Dan Issel (6) 2/14/70 - 3/2/70
Scored in double figures in 10 straight games: Immanuel Quickley (16) 12/28/19-2/22/20
Scored in double figures in 15 straight games: Immanuel Quickley (16) 12/28/19-2/22/20
Scored in double figures in 20 straight games: Malik Monk (30) 11/11/16-2/28/17
Scored in double figures in 25 straight games: Malik Monk (30) 11/11/16-2/28/17
Scored in double figures in 30 straight games: Malik Monk (30) 11/11/16-2/28/17
Scored in double figures in 33 straight games: Jamal Murray (34) 11/17/15 - 3/19/16
Scored in double figures in 34 straight games: Jamal Murray (34) 11/17/15 - 3/19/16
Scored in double figures in 35 straight games: Kenny Walker (36) 11/14/85 - 3/22/86
Five players scored in double figures: Immanuel Quickley (21), Tyrese Maxey (14), Nick Richards (13), Nate Sestina (11), Ashton Hagans (11) at LSU, 2/18/20
Six players scored in double figures: Nick Richards (21), Immanuel Quickley (16), Nate Sestina (12), Keion Brooks Jr. (11), Ashton Hagans (11), Kahlil Whitney (11) vs. Eastern Kentucky, 11/8/19
Seven players scored in double figures: Randolph Morris (17), Kelenna Azubuike (15), Patrick Sparks (14), Chuck Hayes (12), Rajon Rondo (11), Ravi Moss (10) and Ramel Bradley (10) vs. Mississippi State 2/19/05,
Four players with 15 or more points: Kevin Knox (22), Quade Green (18), Shai Gilgeous-Alexander (17), Wenyen Gabriel (15) vs. Ole Miss, 2/28/18

DOUBLE-DOUBLES

Double-double: Ashton Hagans (11 points, 10 rebounds) at Vanderbilt, 2/11/20
Triple-double: Isaiah Briscoe (19 points, 11 rebounds, 10 assists) at Ole Miss, 12/29/16
20-10 (rebs) game: Nick Richards (27 points, 11 rebounds) vs.

Mississippi State, 2/4/20
20-10 (assts) game: De'Aaron Fox (24 points, 10 assists) vs. North Carolina, 12/17/16
20-15 game: Nick Richards (25 points, 15 rebounds) vs. Fort Wayne, 11/22/17
30-10 game: Tayshaun Prince (33 points, 11 rebounds) vs. Tennessee State, 12/22/98
Back-to-back 20-10 games: PJ Washington (20 p, 13 r) vs. Kansas, 1/26/19; (26 p, 12 r) at Vanderbilt, 1/29/19
Three straight 20-10 games: Julius Randle (3) 11/8/13 - 11/12/13
Double-double in points and rebs.: Ashton Hagans (11 points, 10 rebounds) at Vanderbilt, 2/11/20
Double-double in points and assists: Ashton Hagans (11 points, 11 assists) vs. Fairleigh Dickinson, 12/7/19
Double-double in points and blocks: Never
Double-double in points and steals: Never
Double-double in two consecutive games: Nick Richards (25 p, 14 r) at Texas Tech, 1/25/20; (15 p, 11 r) vs. Vanderbilt, 1/29/20
Double-double in three consecutive games: PJ Washington (20 p, 13 r) vs. Kansas, 1/26/19; (26 p, 12 r) at Vanderbilt, 1/29/19; (15 p, 12 r) at Florida, 2/2/19
Double-double in four consecutive games: Julius Randle (19 p, 15 r) vs. Kansas State, 3/21/14; (13 p, 10 r), vs. Wichita State, 3/23/14; (15 p, 12 r), vs. Louisville, 3/28/14; (16 p, 11 r), vs. Michigan, 3/30/14
Double-double in five consecutive games: Julius Randle (14 p, 10 r) at Arkansas, (2/27/14); (10 p, 15 r) at South Carolina (3/1/14); (12 p, 11 r) vs. Alabama, (3/4/14); (16 p, 10 r) at Florida, (3/8/14); (17 p, 16 r) vs. LSU, (3/14/14); (12 p, 11 r) vs. Georgia, (3/15/14)
Double-double in six consecutive games: Julius Randle (14 p, 10 r) at Arkansas, (2/27/14); (10 p, 15 r) at South Carolina (3/1/14); (12 p, 11 r) vs. Alabama, (3/4/14); (16 p, 10 r) at Florida, (3/8/14); (17 p, 16 r) vs. LSU, (3/14/14); (12 p, 11 r) vs. Georgia, (3/15/14)
Double-double in seven consecutive games: Julius Randle (7) 11/18/13-11/27/13
Double-double in 10 consecutive games: Jim Andrews, 1972-73 season
Two players record double-doubles: Nick Richards (12 points, 10 rebounds), Ashton Hagans (11 points, 11 assists) vs. Fairleigh Dickinson, 12/7/19
Three players record double-doubles: PJ Washington (20 points, 13 rebounds), Reid Travis (18 points, 12 rebounds), Keldon Johnson (15 points, 10 rebounds) vs. Kansas, 1/26/19
Four players record double-doubles: Jack Givens (30 pts, 13 rebs)/Kyle Macy (16 pts, 10 assts)/Mike Phillips (22 pts, 18 rebs)/Rick Robey (23 pts, 13 rebs) vs. Southern Methodist, 11/26/77
Five players record double-doubles: Never

FIELD GOALS

Made 12 FG in a game: EJ Montgomery (12) vs. Fairleigh Dickinson, 12/7/18
Made 15 FG in a game: Malik Monk (18) vs. North Carolina, 12/17/16
Made 16 FG in a game: Malik Monk (18) vs. North Carolina, 12/17/16
Made 17 FG in a game: Malik Monk (18) vs. North Carolina, 12/17/16
Made 18 FG in a game: Malik Monk (18) vs. North Carolina, 12/17/16
Made 19 FG in a game: Dan Issel (19) vs. Alabama, 2/23/70
Made 20 FG in a game: Dan Issel (23) vs. Ole Miss, 2/7/70
Made 21 FG in a game: Dan Issel (23) vs. Ole Miss, 2/7/70
Made 22 FG in a game: Dan Issel (23) vs. Ole Miss, 2/7/70
Made 23 FG in a game: Dan Issel (23) vs. Ole Miss, 2/7/70
Made 24 FG in a game: Never
Attempted 17 FG in a game: Immanuel Quickley (17) vs. Florida, 2/22/20
Attempted 18 FG in a game: PJ Washington (18) vs. Auburn, 3/31/19
Attempted 19 FG in a game: Shai Gilgeous-Alexander (19) vs. Vanderbilt, 1/30/18
Attempted 20 FG in a game: De'Aaron Fox (20) vs. UCLA, 3/24/17
Attempted 25 FG in a game: Malik Monk (28) vs. North Carolina, 12/17/16
3-POINTERS
Made 5 3-pointers in a game: Immanuel Quickley (5) vs. Alabama, 1/11/20
Made 6 3-pointers in a game: Keldon Johnson (6) vs. Utah, 12/15/18
Made 7 3-pointers in a game: Wenyen Gabriel (7) vs. Ala-

bama, 3/10/18
Made 8 3-pointers in a game: Malik Monk (8) vs. North Carolina, 12/17/16
Made 9 3-pointers in a game: Jodie Meeks (10) at Tennessee, 1/13/09
Made 10 3-pointers in a game: Jodie Meeks (10) at Tennessee, 1/13/09
Made 11 3-pointers in a game: Never
Attempted 10 3-pointers in a game: Malik Monk (11) vs. Georgia, 1/31/17
Attempted 15 3-pointers in a game: Jodie Meeks (15) at Tennessee, 1/13/09
Attempted 16 3-pointers in a game: Derrick Miller (16) vs. LSU 2/15/90
Attempted 17 3-pointers in a game: Derrick Miller (19) vs. Kansas 12/6/89
Attempted 18 3-pointers in a game: Derrick Miller (19) vs. Kansas 12/6/89
Attempted 19 3-pointers in a game: Derrick Miller (19) vs. Kansas 12/6/89
Attempted 20 3-pointers in a game: Never
Made a 3-pointer in 10 straight games: Immanuel Quickley (10), 3/29/19-12/14/19
Made a 3-pointer in 15 straight games: Jamal Murray (36), 11/13/15 - 3/19/16, Derek Willis (17), 1/12/16 - 3/17/16
Made a 3-pointer in 20 straight games: Jamal Murray (36), 11/13/15 - 3/19/16
Made a 3-pointer in 30 straight games: Jamal Murray (36), 11/13/15 - 3/19/16
Made two 3-pointers in 10 straight games: Kevin Knox (11), 2/10/16 - 3/11/18
Made three 3-pointers in 10 straight games: Gerald Fitch (20) 1/14/03 - 3/23/03
Made three 3-pointers in 15 straight games: Gerald Fitch (20) 1/14/03 - 3/23/03
Made three 3-pointers in 20 straight games: Gerald Fitch (20) 1/14/03 - 3/23/03
Made three 3-pointers in 25 straight games: Keith Bogans (29) 3/14/02 - 2/26/03

FREE THROWS

Made 8 FT in a game: Immanuel Quickley (8) vs. Ole Miss, 2/15/20
Made 9 FT in a game: Immanuel Quickley (14), Nick Richards (13) vs. Mississippi State, 2/4/20
Made 10 FT in a game: Immanuel Quickley (14), Nick Richards (13) vs. Mississippi State, 2/4/20
Made 11 FT in a game: Immanuel Quickley (14), Nick Richards (13) vs. Mississippi State, 2/4/20
Made 12 FT in a game: Immanuel Quickley (14), Nick Richards (13) vs. Mississippi State, 2/4/20
Made 13 FT in a game: Immanuel Quickley (14), Nick Richards (13) vs. Mississippi State, 2/4/20
Made 14 FT in a game: Immanuel Quickley (14) vs. Mississippi State, 2/4/20
Made 15 FT in a game: Rodrick Rhodes (16) vs. Ole Miss, 1/18/95
Made 16 FT in a game: Rodrick Rhodes (16) vs. Ole Miss, 1/18/95
Made 17 FT in a game: Dwight Anderson (18) vs. Mississippi State, 2/12/79
Made 18 FT in a game: Dwight Anderson (18) vs. Mississippi State, 2/12/79
Made 18 FT in a game: Never
Attempted 10 FT in a game: Immanuel Quickley (10) vs. Ole Miss, 2/15/20
Attempted 15 FT in a game: Nick Richards (15) vs. Mississippi State, 2/4/20
Attempted 20 FT in a game: PJ Washington (20) vs. Kansas State, 3/22/18
Attempted 25 FT in a game: Never
Made 20 Straight FT: Immanuel Quickley (24), 11/24/19 - 1/7/20; Nate Sestina (21), 11/8/19 - 1/7/20
Made 30 Straight FT: Tyler Herro (38), 2/16/19 - 3/29/19

REBOUNDS

15 Rebs: Nick Richards (15) vs. Arkansas, 2/26/19
16 Rebs: Keldon Johnson (17) vs. Auburn, 2/23/19
17 Rebs: Keldon Johnson (17) vs. Auburn, 2/23/19
18 Rebs: PJ Washington (18) vs. VMI, 11/18/18
19 Rebs: Nick Richards (19) vs. Southern Illinois, 11/9/18
20 Rebs: Jared Prickett (20) vs. Arkansas, 2/9/94
25 Rebs: Mike Phillips (28) vs. Tennessee, 1/10/76
30 Rebs: Cotton Nash (30) vs. Ole Miss, 2/8/64
34 Rebs: Bob Burrow (34) vs. Temple, 12/10/55
35 Rebs: Never
10+ Rebs in three consecutive games: PJ Washington (3), 1/26/19 - 2/2/19



THE LAST TIME UK ...

10+ Rebs in four consecutive games: Julius Randle (4), 3/21/14 - 3/30/14
10+ Rebs in five consecutive games: Julius Randle (10), 2/12/14 - 3/15/14
10+ Rebs in six consecutive games: Julius Randle (10), 2/12/14 - 3/15/14
10+ Rebs in seven consecutive games: Julius Randle (10), 2/12/14 - 3/15/14
10+ rebs in eight consecutive games: Julius Randle (10), 2/12/14 - 3/15/14
10+ rebs in nine consecutive games: Julius Randle (10), 2/12/14 - 3/15/14
10+ rebs in 10 consecutive games: Julius Randle (10), 2/12/14 - 3/15/14
Two players had 10 rebounds: Nate Sestina (12), Nick Richards (10) vs. Utah Valley, 11/18/19
Three players had 10 rebounds: PJ Washington (13), Reid Travis (12), Keldon Johnson (10) vs. Kansas, 1/26/19

ASSISTS

6 assists: Tyrese Maxey (7) vs. Florida, 2/22/20
7 assists: Tyrese Maxey (7) vs. Florida, 2/22/20
8 assists: Ashton Hagans (8) at Vanderbilt, 2/11/20
9 assists: Ashton Hagans (9) vs. Georgia, 1/21/20
10 assists: Ashton Hagans (11) vs. Fairleigh Dickinson, 12/7/19
11 assists: Ashton Hagans (11) vs. Fairleigh Dickinson, 12/7/19
12 assists: Ashton Hagans (12) vs. UAB, 11/29/19
13 assists: Tyler Ulis (14) vs. LSU, 3/5/16
14 assists: Tyler Ulis (14) vs. LSU, 3/5/16
15 assists: John Wall (16) vs. Hartford, 12/29/09
16 assists: John Wall (16) vs. Hartford, 12/29/09
16 assists: Never
5+ assists in four consecutive games: Ashton Hagans (17), 11/18/19 - 1/29/20
8+ assists in two consecutive games: Ashton Hagans (3), 12/18/19 - 12/28/19

BLOCKS

4 blocks: Nick Richards (6) at LSU, 2/18/20
5 blocks: Nick Richards (6) at LSU, 2/18/20
6 blocks: Nick Richards (6) at LSU, 2/18/20
7 blocks: Nick Richards (7) vs. Lamar, 11/24/19
8 blocks: Willie Cauley-Stein (9) vs. Boise State, 12/10/13
9 blocks: Willie Cauley-Stein (9) vs. Boise State, 12/10/13
10 blocks: Nerlens Noel (12) at Ole Miss, 1/29/13
11 blocks: Nerlens Noel (12) at Ole Miss, 1/29/13
12 blocks: Nerlens Noel (12) at Ole Miss, 1/29/13
13 blocks: Never

STEALS

4 steals: Ashton Hagans (4) vs. Georgia, 1/21/20
5 steals: Ashton Hagans (5) vs. Texas A&M, 1/8/19
6 steals: Ashton Hagans (8) vs. North Carolina, 12/22/18
7 steals: Ashton Hagans (8) vs. North Carolina, 12/22/18
8 steals: Ashton Hagans (8) vs. North Carolina, 12/22/18
9 steals: Never
3+ steals in five consecutive games: Ashton Hagans (7), 12/22/18 - 1/19/19
3+ steals in 10 consecutive games: Never

MINUTES

Played every minute: Immanuel Quickley (40) at Arkansas, 1/18/20
Played 40+ minutes: Immanuel Quickley (42), Ashton Hagans (42) at Texas Tech, 1/25/20
Played more than 50 minutes: Patrick Patterson (50) vs. Vanderbilt, 1/12/08

FOULS

Fouled out: Ashton Hagans, EJ Montgomery vs. Ole Miss, 2/5/20
Two players fouled out: Ashton Hagans, EJ Montgomery vs. Ole Miss, 2/5/20
Three players fouled out: Hamidou Diallo, Wenyen Gabriel, Nick Richards at South Carolina, 1/16/18
Four players fouled out: Skal Labissiere, Marcus Lee, Alex Poythress, Derek Willis at Kansas, 1/30/16
Technical foul: John Calipari vs. Mississippi State, 2/4/20

TEAM

WINS/LOSSES

Won 10 straight games: 10, 1/8/19 - 2/9/19
Won 20 straight games: 38, 11/14/14 - 3/28/15
Won 30 straight games: 38, 11/14/14 - 3/28/15
Won 40 straight games: Never
Lost consecutive games: 2, 12/18/19 - 12/21/19

Lost three straight games: 4, 2/3/18 - 2/14/18
Lost four straight games: 4, 2/3/18 - 2/14/18
Lost five straight games: 5, 12/23/89 - 1/6/90
Lost 10 straight games: Never

STARTS

Started four freshmen: EJ Montgomery, Keldon Johnson, Ashton Hagans, Tyler Herro vs. Auburn, 3/31/19
Started five freshmen: Hamidou Diallo, Shai Gilgeous-Alexander, Kevin Knox, Nick Richards, PJ Washington vs. Kansas State, 3/22/18

SCORING

Scored 90 or more points: 91 vs. Eastern Kentucky, 11/8/19 (W, 91-49)
Scored 90 or more points (SEC game): 96 vs. Ole Miss, 2/28/18 (W, 96-78)
Scored 100 or more points: 107 vs. UIC, 11/26/17 (W, 107-73)
Scored 100 or more points (SEC game): 100 vs. Texas A&M, 1/3/17 (W, 100-58)
Scored 110 or more points: 115 vs. Arizona State, 11/28/16 (W, 115-69)
Scored 110 or more points (SEC game): 110 vs. Auburn, 2/21/15 (W, 110-75)
Scored 120 or more points: 120 vs. Vanderbilt, 2/7/96 (W, 120-81)
Scored 120 or more points (SEC game): 120 vs. Vanderbilt, 2/7/96 (W, 120-81)
Scored 130 or more points: 143 vs. Georgia, 2/27/56 (W, 143-66)
Scored 140 or more points: 143 vs. Georgia, 2/27/56 (W, 143-66)
Scored 150 or more points: Never
Scored less than 50 points: 48 vs. Vanderbilt, 3/15/13 (L, 64-48)
Scored 100 points in two consecutive games: vs. Cleveland State (11/23/16), vs. UT Martin (11/25/16), vs. Arizona State (11/28/16)
Scored 100 Points in three consecutive games: vs. Cleveland State (11/23/16), vs. UT Martin (11/25/16), vs. Arizona State (11/28/16)
Scored 100 points in consecutive SEC games: 2/27/56-3/3/56

SHOOTING PERCENTAGES

Shot 70% from the field: .722 vs. Mississippi St., 2/15/86
Shot 65% from the field: .667 vs. UIC, 11/26/17
Shot 30% or less from the field: .281 at Texas A&M (1/10/15)
Allowed 50% shooting: .500 vs. Ohio State, 12/21/19
Allowed 60% shooting: .640 by Florida, 3/4/07
Allowed 30% or less shooting: .250 by ECU, 11/8/19 (16-64)
Allowed 20% or less shooting: .197 by Montana State, 11/23/14 (12-61)

FREE THROWS

Shot 90% or better from FT line: 10-10 vs. Florida, 2/22/20
Shot 100% from FT Line: 10-10 vs. Florida, 2/22/20
Shot 50% or less from FT line: .400 (10-20) at Georgia, 1/7/20
Attempted 40 FT: vs. Tennessee State (41), 11/23/18
Attempted five or less FT: vs. South Carolina (4) 1/21/06
Made 30 FT: 31 vs. Mississippi State, 2/4/30 (31-36)

3-POINTERS

Hit 0 3-pointers: 0 vs. Davidson, 3/15/18 (0-6)
Hit 10 3-pointers: 10 vs. Lamar, 11/24/19 (10-22)
Hit 11 3-pointers: 11 vs. Auburn, 2/23/19 (11-24)
Hit 12 3-pointers: 12 vs. Utah, 12/15/18 (12-21)
Hit 13 3-pointers: 13 vs. Texas A&M, 1/3/17 (13-25)
Hit 14 3-pointers: 15 vs. Georgia, 3/1/12 (15-27)
Hit 15 3-pointers: 15 vs. Georgia, 3/1/12 (15-27)
Hit 16 3-pointers: 16 vs. UNC-Asheville, 12/23/96 (16-33)
Hit 17 3-pointers: 20 vs. LSU, 3/4/95 (20-35)
Hit 18 3-pointers: 20 vs. LSU, 3/4/95 (20-35)
Hit 19 3-pointers: 20 vs. LSU, 3/4/95 (20-35)
Hit 20 3-pointers: 20 vs. LSU, 3/4/95 (20-35)
Hit 21 3-pointers: 21 vs. North Carolina, 12/27/89 (21-48)
Hit 22 3-pointers: Never

SCORING MARGINS

Won game by 50 points or more: 58 vs. Montana State (W, 86-28) 11/23/14
Won game by 60 points or more: 62 vs. Vanderbilt (W, 106-44) 3/5/03
Won game by 70 points or more: 74 vs. Tennessee-Martin (W, 124-50) 11/26/94
Lost game by 30 points or more: 34 vs. Duke (L, 118-84) 11/6/18
Lost game by 40 points or more: 41 at Vanderbilt (L, 93-52) 2/12/08

Lost game by 50 points or more: 55 at Kansas (L, 150-95) 12/9/89
Lost game by 60 points or more: 70 vs. Central (L, 87-17) 1/28/1910
Lost game by 70 points or more: 70 vs. Central (L, 87-17) 1/28/1910
Game decided by one point: vs. Seton Hall, 12/8/18 (L, 84-83 OT)
Game decided by two points: at Texas Tech, 1/25/20 (W, 78-76 OT)
Game decided by three points: at LSU, 2/18/20 (W, 79-76)
Two consecutive games decided by one point: vs. North Carolina (W, 73-72) 12/3/11 and at Indiana (L, 73-72) 12/10/11
Three consecutive games decided by one point: Never
Two consecutive games decided by two points: at Ole Miss (L, 71-69) 2/1/11 and Florida (L, 70-68) 2/5/11

Came back from 10-point deficit for win: W, 78-64 at Vanderbilt (2/11/20); Trailed by 14 at 34-20 (4:43 in 1st)
Came back from 11-point deficit for win: W, 78-64 at Vanderbilt (2/11/20); Trailed by 14 at 34-20 (4:43 in 1st)
Came back from 12-point deficit for win: W, 78-64 at Vanderbilt (2/11/20); Trailed by 14 at 34-20 (4:43 in 1st)
Came back from 13-point deficit for win: W, 78-64 at Vanderbilt (2/11/20); Trailed by 14 at 34-20 (4:43 in 1st)
Came back from 14-point deficit for win: W, 78-64 at Vanderbilt (2/11/20); Trailed by 14 at 34-20 (4:43 in 1st)
Came back from 15-point deficit for win: W, 70-66 vs. Arkansas (2/26/19); Trailed by 15 at 45-30 (18:22 in 2nd)
Came back from 16-point deficit for win: W, 83-76 at West Virginia (1/27/18); Trailed by 17 at 40-23 (18:57 in 2nd)
Came back from 17-point deficit for win: W, 83-76 at West Virginia (1/27/18); Trailed by 17 at 40-23 (18:57 in 2nd)
Came back from 18-point deficit for win: W, 73-67 vs. Vanderbilt (2/28/17); Trailed by 19 at 25-6 (8:03 in 1st)
Came back from 19-point deficit for win: W, 73-67 vs. Vanderbilt (2/28/17); Trailed by 19 at 25-6 (8:03 in 1st)
Came back from 20-point deficit for win: W, 82-79 at Vanderbilt (2/22/97); Trailed by 22 at 40-18 (3:51 in 1st)
Came back from 30-point deficit for win: W, 99-95 at LSU (2/15/94); Trailed by 31 at 68-37 (15:34 in 2nd)
Came back from 31-point deficit for win: W, 99-95 at LSU (2/15/94); Trailed by 31 at 68-37 (15:34 in 2nd)

REBOUNDS

Pulled down 50 rebounds: 54 (12-42) vs. ECU, 11/8/19
Pulled down 55 rebounds: 59 (20-39) vs. Arizona State, 11/28/16
Pulled down 60 rebounds: 62 (19-43) vs. Morehead State, 12/16/96

OVERTIME GAMES

Played an overtime game: at Texas Tech, 1/25/20 (W, 76-74 OT)
Won an overtime game: at Texas Tech, 1/25/20 (W, 76-74 OT)
Lost an overtime game: vs. Auburn, 3/31/19 (L, 77-71 OT)
Played an SEC overtime game: vs. Vanderbilt, 1/30/18 (W, 83-81 OT)
Won an SEC overtime game: vs. Vanderbilt, 1/30/18 (W, 83-81 OT)
Lost an SEC overtime game: at Texas A&M, 2/20/16 (L, 79-77 OT)
Played an overtime game in SEC Tournament: vs. Texas A&M, 3/13/16 (W, 82-77 OT)
Won an overtime game in SEC Tournament: vs. Texas A&M, 3/13/16 (W, 82-77 OT)
Played an overtime game in NCAA Tournament: vs. Auburn, 3/31/19 (L, 77-71 OT)
Won an overtime game in NCAA Tournament: vs. St. Bonaventure, 3/16/00 (W, 85-80 2OT)
Lost an overtime game in NCAA Tournament: vs. Auburn, 3/31/19 (L, 77-71 OT)
Played two overtimes: at Texas A&M, 1/10/15 (W, 70-64 2OT)
Played three overtimes: vs. Temple 12/7/57 (W, 85-83)
Played four overtimes: Never played four overtime game
Played consecutive games that went to overtime: 1/6/15 vs. Ole Miss (W, 89-86) and 1/10/15 at Texas A&M (70-64)



THE LAST TIME A UK OPPONENT ...

INDIVIDUALS

SCORING

Scored 25 points: Jermaine Cousinard (26), South Carolina, 1/15/20
Scored 30 points: Bubba Parham (35), VMI, 11/21/18
Scored 35 points: Bubba Parham (35), VMI, 11/21/18
Scored 40 points: Elston Turner (40), Texas A&M, 1/12/13
Scored 45 points: David Robinson (45), Navy, 1/25/87
Scored 50 points: Austin Carr (50), Notre Dame, 12/29/79
Scored 60 points: Pete Maravich (64), LSU, 2/21/70
Scored 65 points: Never
Two players had 20 points: Jared Harper (26), Bryce Brown (24), Auburn, 3/31/19
Three players had 20 points: R.J. Barrett, Zion Williamson, Cam Reddish, Duke, 11/6/18
Two players had 30 points: Ronnie Henderson (36) and Claren Ceasar (32), LSU, 2/15/94
Five players scored in double figures: LSU, 2/18/20

FIELD GOALS

Made 15 FG in a game: David Robinson (17), Navy, 1/25/87
Made 16 FG in a game: David Robinson (17), Navy, 1/25/87
Made 17 FG in a game: David Robinson (17), Navy, 1/25/87
Made 18 FG in a game: Steve Downing (19), Indiana, 12/11/71
Made 19 FG in a game: Steve Downing (19), Indiana, 12/11/71
Made 20 FG in a game: Johnny Neumann (20), Ole Miss, 1/2/71
Made 21 FG in a game: Austin Carr (21), Notre Dame, 12/29/70
Made 22 FG in a game: Austin Carr (22), Notre Dame, 3/12/70
Made 23 FG in a game: Pete Maravich (23), LSU, 2/21/70
Made 24 FG in a game: Never
Attempted 17 FG in a game: Jermaine Cousinard (22), South Carolina, 1/15/20
Attempted 18 FG in a game: Jermaine Cousinard (22), South Carolina, 1/15/20
Attempted 19 FG in a game: Jermaine Cousinard (22), South Carolina, 1/15/20
Attempted 20 FG in a game: Jermaine Cousinard (22), South Carolina, 1/15/20
Attempted 25 FG in a game: R.J. Barrett (26), Duke, 11/6/18
Attempted 30 FG in a game: Freeman Williams (40), Portland State, 12/16/17
Attempted 35 FG in a game: Freeman Williams (40), Portland State, 12/16/17
Attempted 40 FG in a game: Freeman Williams (40), Portland State, 12/16/17
Attempted 45 FG in a game: Johnny Neumann (50), Ole Miss, 1/2/71
Attempted 50 FG in a game: Johnny Neumann (50), Ole Miss, 1/2/71
Attempted 53 FG in a game: Pete Maravich (53), LSU, 2/22/69
Attempted 54 FG in a game: Never

3-POINTERS

Made 5 3-pointers in a game: Davion Bust (5), Lamar, 11/24/19
Made 6 3-pointers in a game: Armoni Brooks (6), Houston, 3/29/19
Made 7 3-pointers in a game: Bubba Parham (10), VMI, 11/18/18
Made 8 3-pointers in a game: Bubba Parham (10), VMI, 11/18/18
Made 9 3-pointers in a game: Bubba Parham (10), VMI, 11/18/18
Made 10 3-pointers in a game: Bubba Parham (10), VMI, 11/18/18
Made 11 3-pointers in a game: Corey Allmond (11), Sam Houston State, 11/19/2009
Made 12 3-pointers in a game: Never
Attempted 10 3-pointers in a game: Santiago Vescovi (11), Tennessee, 2/8/20
Attempted 15 3-pointers in a game: Bubba Parham (16), VMI, 11/18/18
Attempted 16 3-pointers in a game: Bubba Parham (16), VMI, 11/18/18
Attempted 17 3-pointers in a game: Chris Jackson (17), LSU, 2/15/90
Attempted 18 3-pointers in a game: Jeff Boschee (18), Kansas, 3/14/99
Attempted 19 3-pointers in a game: Never

FREE THROWS

Made 10 FT in a game: John Fulkerson (10), Tennessee, 2/8/20
Made 11 FT in a game: Samir Doughty (14), Auburn, 2/1/20
Made 12 FT in a game: Samir Doughty (14), Auburn, 2/1/20

Made 13 FT in a game: Samir Doughty (14), Auburn, 2/1/20
Made 14 FT in a game: Samir Doughty (14), Auburn, 2/1/20
Made 15 FT in a game: Brenton Williams (15), South Carolina, 3/1/14
Made 16 FT in a game: Dan Cross (16), Florida, 2/18/95
Made 17 FT in a game: John Mengelt (17), Auburn, 3/2/70
Made 18 FT in a game: Pete Maravich (18), LSU, 2/21/70
Made 19 FT in a game: Never
Attempted 15 FT in a game: Samir Doughty (15), Auburn, 2/1/20
Attempted 20 FT in a game: Harding McCaleb (25), Louisville, 2/22/16
Attempted 25 FT in a game: Harding McCaleb (25), Louisville, 2/22/16
Attempted 26 FT in a game: Never

REBOUNDS

15 Rebs: Detric Lawson (15), Kansas, 1/26/19
16 Rebs: Kennedy Meeks (17), North Carolina, 3/26/17
17 Rebs: Kennedy Meeks (17), North Carolina, 3/26/17
18 Rebs: Sean May (19), North Carolina, 12/4/04
19 Rebs: Sean May (19), North Carolina, 12/4/04
20 Rebs: Andrew DeClercq (20), Florida, 1/18/94
25 Rebs: Leon Douglas (25), Alabama, 1/20/75
30 Rebs: Kenneth Stanley (30), USC, 12/4/61
31 Rebs: Never
Two players had 10 rebounds: Desean Murray (11) and Anfernee McLemore (11), Auburn, 2/4/18
Three players had 10 rebounds: Craig Victor II (12), Tim Quarterman (10), Ben Simmons (10), LSU, 1/5/16

ASSISTS

10 assists: Tony Trocha-Morelos (10), Texas A&M, 3/4/2017
11 assists: Dwyane Wade (11), Marquette, 3/29/03
12 assists: Edgar Padilla (12), UMass, 3/30/96
13 assists: Billy McCaffrey (14), Vanderbilt, 1/13/93
14 assists: Billy McCaffrey (14), Vanderbilt, 1/13/93
15 assists: Eric Richardson (15), Alabama, 2/4/84
16 assists: Never

BLOCKS

5 blocks: Dylan Disu (5), Vanderbilt, 1/29/20
6 blocks: Sagaba Konate (7), West Virginia, 1/27/18
7 blocks: Sagaba Konate (7), West Virginia, 1/27/18
8 blocks: Jarvis Varnado (10), Mississippi State, 1/15/08
9 blocks: Jarvis Varnado (10), Mississippi State, 1/15/08
10 blocks: Jarvis Varnado (10), Mississippi State, 1/15/08
11 blocks: Samaki Walker (11), Louisville, 1/1/95
12 blocks: Never

STEALS

5 steals: Ben Simmons (7), LSU, 3/5/16
6 steals: Ben Simmons (7), LSU, 3/5/16
7 steals: Ben Simmons (7), LSU, 3/5/16
8 steals: Never

TEAM

SCORING

Scored 90 or more points: 118, Duke, 11/6/18 (L, 118-84)
Scored 90 or more points (SEC game): 90, Georgia, 3/4/09 (L, 90-85)
Scored 100 or more points: 118, Duke, 11/6/18 (L, 118-84)
Scored 100 or more points (SEC game): 101, Arkansas, 2/10/93 (L, 101-94)
Scored 110 or more points: 118, Duke, 11/6/18 (L, 118-84)
Scored 110 or more points (SEC game): 110, Vanderbilt, 3/4/67 (L, 110-94)
Scored 120 or more points: 121, North Carolina, 12/27/89 (L, 121-110)
Scored 120 or more points (SEC game): Never
Scored 130 or more points: 150, Kansas, 12/9/89 (L, 150-95)
Scored 140 or more points: 150, Kansas, 12/9/89 (L, 150-95)
Scored 150 or more points: 150, Kansas, 12/9/89 (L, 150-95)
Scored 160 or more points: Never
Scored less than 50 points: 49, Eastern Kentucky, 11/8/19 (W, 91-49)
Scored less than 50 points (SEC game): 48, South Carolina, 2/5/19 (W, 76-48)
Scored less than 40 points: 39, West Virginia, 3/26/15 (W, 78-39)
Scored less than 40 points (SEC game): 37, Missouri, 1/13/15 (W, 86-37)
Scored less than 30 points: 28, Montana State, 11/23/14 (W, 86-28)
Scored less than 30 points (SEC game): 26, Georgia Tech, 1/28/46 (W, 86-37)

Scored less than 20 points: 18, Western Ontario, 12/10/49 (W, 90-21)
Scored less than 20 points (SEC game): 18, Alabama, 2/10/40 (W, 46-18)
Scored less than 10 points: 9, Tulane, 12/21/34 (W, 39-9)
Scored less than 10 points (SEC game): Never
Scored less than 5 points: Never

SHOOTING PERCENTAGES

Shot 70% from the field: Never
Shot 60% from the field: 640, Florida, 3/4/07
Shot 50% from the field: 500, Ohio State, 12/21/19
Shot 30% or less from the field: .250, Eastern Kentucky, 11/8/19 (16-64)
Shot 20% or less from the field: .197, Montana State, 11/23/14 (12-61)
Shot 10% or less from the field: Never (shooting percentages not recorded prior to 1947)

3-Pointers

Made 10 or more 3-pointer: 11, Vanderbilt, 2/11/20
Made 15 or more 3-pointers: 19, VMI, 11/18/18
Made 20 or more 3-pointers: Never
Made zero 3-pointers: 0, Auburn, 1/19/13 (0-15)
Attempted 30 or more 3-pointers: 31, Utah Valley, 11/18/19

FREE THROWS

Shot 90% or better from FT line: 92.3 (12-13), Evansville, 11/12/19
Shot 100% from FT Line: 5-5, VMI, 11/18/18
Shot 50% or less from FT line: .450 (9-20), Louisville, 12/28/19
Attempted 40 FT: 44, Auburn, 2/1/20 (33-44)
Attempted five or less FT: 5, UAB, 11/29/19 (2-5)
Made 30 FT: 33, Auburn, 2/1/20 (33-44)

REBOUNDS

Pulled down 50 rebounds: 54 (17-37), Florida, 2/4/17
Pulled down 20 offensive rebounds: 23, LSU, 2/18/20



RUPP ARENA AT CENTRAL BANK CENTER

Year-by-Year Records

Season	W-L	Percentage
2019-20	15-1	.938
2018-19	17-1	.944
2017-18	16-2	.889
2016-17	15-2	.882
2015-16	17-0	1.000
2014-15	19-0	1.000
2013-14	16-2	.889
2012-13	16-2	.889
2011-12	18-0	1.000
2010-11	15-0	1.000
2009-10	18-0	1.000
2008-09	12-6	.667
2007-08	14-4	.778
2006-07	14-2	.875
2005-06	10-5	.667
2004-05	14-1	.933
2003-04	11-2	.846
2002-03	12-1	.923
2001-02	12-3	.800
2000-01	11-1	.917
1999-2000	14-0	1.000
1998-99	12-1	.923
1997-98	9-3	.750
1996-97	12-1	.923
1995-96	13-0	1.000
1994-95	12-1	.923
1993-94	13-1	.929
1992-93	16-0	1.000
1991-92	15-2	.882
1990-91	13-0	1.000
1989-90	13-2	.867
1988-89	8-6	.571
1987-88	14-2	.875
1986-87	13-2	.867
1985-86	18-0	1.000
1984-85	11-3	.786
1983-84	16-0	1.000
1982-83	14-1	.933
1981-82	15-1	.938
1980-81	15-0	1.000
1979-80	12-3	.800
1978-79	11-4	.733
1977-78	16-0	1.000
1976-77	12-2	.857
Total	609-70	.897

Top 10 Attendances of 19-20

No.	Att.	Opp.	Date	Result
1.	20,489	Florida	2/22/20	W, 65-59
2.	20,437	Louisville	12/28/19	W, 78-70
3.	20,417	Ole Miss	2/15/20	W, 67-62
4.	20,407	Alabama	1/11/20	W, 76-67
5.	20,401	UAB	11/29/19	W, 69-58
6.	20,396	Missouri	1/4/20	W, 71-59
7.	20,351	MSM	11/22/19	W, 82-62
8.	20,311	Vanderbilt	1/29/20	W, 71-62
9.	20,163	EKU	11/8/19	W, 91-49
10.	20,135	Georgia	1/22/20	W, 89-79

Rupp Arena Quick Facts

Year Opened:	1976
First Game:	Nov. 27, 1976
All-Time Record:	609-70 (.897)
Record Under Calipari:	182-10 (.948)
Capacity:	20,500
Record Crowd:	24,479 (1/20/10)
Longest Win Streak:	54 (11/9/10-12/1/12)
Current Win Streak:	14

Cats Rock at Rupp

The Wildcats are 609-70 (.897) in Rupp Arena. Among the most notable marks of dominance as the nation's toughest venue to play include:

- School record 54-game winning streak to begin the John Calipari era
- UK is 328-41 (.889) in regular-season SEC games in the building
- Kentucky set a new program home record of 19 wins in 2014-15
- UK has gone undefeated at home in five of Calipari's 11 seasons
- The Wildcats have a perfect mark in 13 of Rupp Arena's 44 seasons

UK Reaches 600 Wins at Rupp in Record Time

With a victory over Fairleigh Dickinson on Dec. 7, 2019 Kentucky reached the 600-win mark at Rupp Arena faster than any other program in NCAA Division I level history. UK needed just 670 games to reach win No. 600 in Rupp Arena.

It took UCLA, which previously owned the fastest pace to 600 wins, 689 games in Pauley Pavilion. Only one other team, Kansas, achieved win No. 600 in fewer than 700 games at its home venue. The Jayhawks reached the significant win in their 699th game.

Cal Owns Longest Win Streaks in Rupp

With UK's 2011-12 season-opening victory over Marist, UK head coach John Calipari recorded his 34th consecutive win in Rupp Arena as UK's head coach. It broke former UK head coach Rick Pitino's longest streak of 33 games in the venue.

The winning streak reached as long as 54 games. Calipari didn't suffer his first loss in Rupp Arena until losing to Baylor in his fourth season. The 54-game run, however, was his longest career winning streak. He also had the second-longest streak in the arena as the Cats won 42 straight from March 4, 2014 to Nov. 25, 2016.

Pack the House

Kentucky has led the nation in average home attendance in 20 of the last 24 seasons. That number includes a Rupp Arena record of 24,110 in John Calipari's first season (2009-10) as head coach.

- Kentucky averaged 21,695 fans during the 2018-19 season
- UK averaged 23,000-plus fans in seven of Calipari's first 10 seasons
- The Wildcats led the nation in average attendance in 2017-18

New Chairbacks, Fewer Seats

After receiving a \$16 million upgrade over the 2014-15 and 2015-16 seasons that enhanced the fan experience with the likes of a new Daktronics center-hung scoreboard, ribbons boards, new corner video boards and a new audio system, Rupp Arena is undergoing an additional transformation as a part of UK's new leasing agreement with the Lexington Center.

Chair-back seating in the upper-level sideline was installed in sections 211-217 and 228-234 for the 2019-20 season. Club areas will be available to season ticket holders starting with the 2020-21 season.

The new seating reduced Rupp Arena's capacity to 20,500.

The Top-Ranked Team at Home

Kentucky has lost just four times at home as the Associated Press top-ranked team in the history of the program and just three times in Rupp Arena. Prior to the losses to Evansville (Nov. 12) and UCLA (Dec. 3, 2016), both by three, the other two losses came by just one point.

The Wildcats are 54-3 all-time as the AP No. 1 team in Rupp Arena since its opening in 1976. The first loss was to Auburn, 53-52, on Jan. 9, 1988.

Coach Cal in Rupp Arena

It's been downright difficult to beat the Wildcats in Rupp Arena during the John Calipari era. UK is 182-10 (.948) in Rupp Arena under Calipari.

- UK is 21-5 (.840) vs. AP Top 25 opponents in Rupp in the Calipari era
- The Wildcats are 161-5 (.970) vs. unranked teams in Rupp under Cal
- UK is 94-4 (.960) at home vs. nonconference foes under Calipari
- Calipari notched his 100th career win in Rupp Arena as UK's coach with the Wildcats' 110-75 rout of Auburn on Feb. 21, 2014. It took Calipari just 104 games to reach the century mark at home, the fastest of any UK coach

Cal Passes Hall for Rupp Record

With a 101-70 victory over Cleveland State on Nov. 23, 2016, John Calipari passed former UK head coach Joe B. Hall for victories in Rupp Arena history.

Calipari currently has 182 wins inside the historic venue. Hall won 122.

2019-20 Opponent Breakdown

Eastern Kentucky (Nov. 8)

All-time games in Rupp Arena: 11
UK record in Rupp vs. EKU: 11-0
Last time in Rupp Arena: UK, 91-49 (11/8/19)

Evansville (Nov. 12)

All-time games in Rupp Arena: 1
UK record in Rupp vs. UE: 0-1
Last time in Rupp Arena: UE, 67-64 (11/12/19)

Utah Valley (Nov. 18)

All-time games in Rupp Arena: 2
UK record in Rupp vs. UV: 2-0
Last time in Rupp Arena: UK, 82-74 (11/18/19)

Mount St. Mary's (Nov. 22)

All-time games in Rupp Arena: 1
UK record in Rupp vs. MSM: 1-0
Last time in Rupp Arena: UK, 82-62 (11/22/19)

Lamar (Nov. 24)

All-time games in Rupp Arena: 4
UK record in Rupp vs. LU: 4-0
Last time in Rupp Arena: UK, 81-56 (11/24/19)

UAB (Nov. 29)

All-time games in Rupp Arena: 2
UK record in Rupp vs. UAB: 2-0
Last time in Rupp Arena: UK, 69-58 (11/29/19)

Fairleigh Dickinson (Dec. 7)

All-time games in Rupp Arena: 1
UK record in Rupp vs. FDU: 1-0
Last time in Rupp Arena: UK, 83-52 (12/7/19)

Georgia Tech (Dec. 14)

All-time games in Rupp Arena: 4
UK record in Rupp vs. GT: 4-0
Last time in Rupp Arena: UK, 67-53 (12/14/19)

Louisville (Dec. 28)

All-time games in Rupp Arena: 20
UK record in Rupp vs. UofL: 16-4
Last time in Rupp Arena: UK, 78-70^{OT} (12/28/19)

Missouri (Jan. 4)

All-time games in Rupp Arena: 5
UK record in Rupp vs. MU: 5-0
Last time in Rupp Arena: UK, 71-59 (1/4/20)

Alabama (Jan. 11)

All-time games in Rupp Arena: 32
UK record in Rupp vs. UA: 27-5
Last time in Rupp Arena: UK, 76-67 (1/11/20)

Georgia (Jan. 21)

All-time games in Rupp Arena: 41
UK record in Rupp vs. UGA: 37-4
Last time in Rupp Arena: UK, 89-79 (1/21/20)

Vanderbilt (Jan. 29)

All-time games in Rupp Arena: 42
UK record in Rupp vs. VU: 40-2
Last time in Rupp Arena: UK, 71-62 (1/29/20)

Mississippi State (Feb. 4)

All-time games in Rupp Arena: 31
UK record in Rupp vs. MSU: 29-2
Last time in Rupp Arena: UK, 80-72 (2/4/20)

Ole Miss (Feb. 15)

All-time games in Rupp Arena: 32
UK record in Rupp vs. OM: 31-1
Last time in Rupp Arena: UK, 67-62 (2/15/20)

Florida (Feb. 22)

All-time games in Rupp Arena: 44
UK record in Rupp vs. UF: 38-6
Last time in Rupp Arena: UK, 65-59 (2/22/20)

Auburn (Feb. 29)

All-time games in Rupp Arena: 30
UK record in Rupp vs. AU: 28-2
Last time in Rupp Arena: UK, 80-53 (2/23/19)

Tennessee (March 3)

All-time games in Rupp Arena: 43
UK record in Rupp vs. UT: 38-5
Last time in Rupp Arena: UK, 86-69 (2/16/19)



UK vs. AP Ranked Foes Under Cal

Record: 62-33 (.653)

at No. 17 Auburn	Feb. 1, 2020	L, 75-66
at No. 18 Texas Tech	Jan. 25, 2020	W, 78-76 ^{OT}
vs. No. 3 Louisville	Dec. 28, 2019	W, 78-70 ^{OT}
vs. No. 5 Ohio State (Las Vegas)	Dec. 21, 2019	L, 71-65
vs. No. 1 Michigan State (New York)	Nov. 5, 2019	W, 69-62
vs. No. 14 Auburn (NCAAT)	March 31, 2019	L, 77-71 ^{OT}
vs. No. 11 Houston (NCAAT)	March 29, 2019	W, 62-58
vs. No. 19 Wofford (NCAAT)	March 23, 2019	W, 62-56
vs. No. 8 Tennessee (SECT)	March 16, 2019	L, 82-78
at No. 7 Tennessee	March 2, 2019	L, 71-52
vs. No. 1 Tennessee	Feb. 16, 2019	W, 86-69
vs. No. 19 LSU	Feb. 13, 2019	L, 73-71
vs. No. 9 Kansas	Jan. 26, 2019	W, 71-63
vs. No. 22 Mississippi State	Jan. 22, 2019	W, 76-55
at No. 14 Auburn	Jan. 19, 2019	W, 82-80
vs. No. 9 North Carolina (Chicago)	Dec. 22, 2018	W, 80-72
vs. No. 4 Duke (Indianapolis)	Nov. 6, 2018	L, 118-84
vs. No. 13 Tennessee (SECT)	March 11, 2018	W, 77-72
at No. 10 Auburn	Feb. 14, 2018	L, 76-66
vs. No. 15 Tennessee	Feb. 6, 2018	L, 61-59
at No. 7 West Virginia	Jan. 27, 2018	W, 83-76
at No. 23 Tennessee	Jan. 6, 2018	L, 76-65
vs. No. 4 Kansas (Chicago)	Nov. 14, 2017	L, 65-61
vs. No. 6 North Carolina (NCAAT)	March 26, 2017	L, 75-73
vs. No. 8 UCLA (NCAA)	March 24, 2017	W, 86-75
vs. No. 19 Wichita State (NCAAT)	March 19, 2017	W, 65-62
vs. No. 13 Florida	Feb. 25, 2017	W, 76-66
at No. 24 Florida	Feb. 4, 2017	L, 88-66
vs. No. 2 Kansas	Jan. 28, 2017	L, 79-73
vs. No. 24 South Carolina	Jan. 21, 2017	W, 85-69
at No. 10 Louisville	Dec. 21, 2016	L, 73-70
vs. No. 7 North Carolina (Las Vegas)	Dec. 17, 2016	W, 103-100
vs. No. 11 UCLA	Dec. 3, 2016	L, 97-92
vs. No. 13 Michigan State (New York)	Nov. 15, 2016	W, 69-48
vs. No. 14 Indiana (NCAAT)	March 19, 2016	L, 73-67
vs. No. 17 Texas A&M (SECT)	March 13, 2016	W, 82-77
at No. 4 Kansas	Jan. 30, 2016	L, 90-84
vs. No. 16 Louisville	Dec. 27, 2015	W, 75-73
vs. No. 5 Duke (Chicago)	Nov. 17, 2015	W, 74-63
vs. No. 3 Wisconsin (NCAAT)	April 4, 2015	L, 71-64
vs. No. 8 Notre Dame (NCAAT)	March 28, 2015	W, 68-66
vs. No. 20 West Virginia (NCAAT)	March 26, 2015	W, 78-39
vs. No. 21 Arkansas (SECT)	March 15, 2015	W, 78-63
vs. No. 18 Arkansas	Feb. 28, 2015	W, 84-67
at No. 4 Louisville	Dec. 27, 2014	W, 58-50
vs. No. 21 North Carolina	Dec. 13, 2014	W, 84-70
vs. No. 6 Texas	Dec. 5, 2014	W, 63-51
vs. No. 5 Kansas (Indianapolis)	Nov. 18, 2014	W, 72-40
vs. No. 18 UConn (NCAAT)	April 7, 2014	L, 60-54
vs. No. 12 Wisconsin (NCAAT)	April 5, 2014	W, 74-73
vs. No. 7 Michigan (NCAAT)	March 30, 2014	W, 75-72
vs. No. 5 Louisville (NCAAT)	March 28, 2014	W, 74-69
vs. No. 2 Wichita State (NCAAT)	March 23, 2014	W, 78-76
at No. 1 Florida (SECT)	March 16, 2014	L, 61-60
at No. 1 Florida	March 8, 2014	L, 84-65
vs. No. 3 Florida	Feb. 15, 2014	L, 69-59
vs. No. 4 Louisville	Dec. 28, 2013	W, 73-66
at No. 18 North Carolina	Dec. 14, 2013	L, 82-77
vs. No. 20 Baylor (Dallas)	Dec. 6, 2013	L, 67-62
vs. No. 2 Michigan St. (Chicago)	Nov. 12, 2013	L, 78-74
vs. No. 11 Florida	March 9, 2013	W, 61-57
at No. 7 Florida	Feb. 12, 2013	L, 69-52
at No. 16 Ole Miss	Jan. 29, 2013	W, 87-74
at No. 4 Louisville	Dec. 29, 2012	L, 80-77
vs. No. 9 Duke (Atlanta)	Nov. 13, 2012	L, 75-68
vs. No. 6 Kansas (NCAAT)	April 2, 2012	W, 67-59
vs. No. 17 Louisville (NCAAT)	March 31, 2012	W, 69-61
vs. No. 9 Baylor (NCAAT)	March 25, 2012	W, 82-70
vs. No. 16 Indiana (NCAAT)	March 23, 2012	W, 87-71
vs. No. 22 Florida (SECT)	March 10, 2012	W, 74-71
at No. 16 Florida	March 4, 2012	W, 74-59
vs. No. 8 Florida	Feb. 7, 2012	W, 78-58
vs. No. 4 Louisville	Dec. 31, 2011	W, 69-62
vs. No. 5 North Carolina	Dec. 3, 2011	W, 73-72
vs. No. 12 Kansas (New York)	Nov. 15, 2011	W, 75-65
vs. No. 9 UConn (NCAAT)	April 2, 2011	L, 56-55
vs. No. 7 North Carolina (NCAAT)	March 27, 2011	W, 76-69
vs. No. 1 Ohio State (NCAAT)	March 25, 2011	W, 62-60
vs. No. 22 West Virginia (NCAAT)	March 19, 2011	W, 71-63
vs. No. 12 Florida (SECT)	March 13, 2011	W, 70-54
vs. No. 21 Vanderbilt	March 1, 2011	W, 68-66
vs. No. 13 Florida	Feb. 26, 2011	W, 76-68
at No. 21 Vanderbilt	Feb. 12, 2011	L, 81-77
at No. 22 Louisville	Dec. 31, 2010	W, 78-63
vs. No. 23 Notre Dame (Louisville)	Dec. 8, 2010	W, 72-58
vs. No. 13 Washington (Maui)	Nov. 23, 2010	W, 74-67
vs. No. 6 West Virginia (NCAAT)	March 27, 2010	L, 73-66
vs. No. 15 Tennessee (SECT)	March 13, 2010	W, 74-45
at No. 19 Tennessee	Feb. 27, 2010	L, 74-65
at No. 17 Vanderbilt	Feb. 20, 2010	W, 58-56
vs. No. 12 Tennessee	Feb. 13, 2010	W, 73-62
vs. No. 25 Ole Miss	Feb. 2, 2010	W, 85-75
vs. No. 21 Vanderbilt	Jan. 30, 2010	W, 85-72
vs. No. 14 UConn (New York)	Dec. 9, 2009	W, 64-61
vs. No. 10 North Carolina	Dec. 5, 2009	W, 68-66

Calipari's Record at Kentucky ...

vs. No. 1	3-2		
vs. Top 3	5-6	vs. Top 25	62-33
vs. Top 5	12-11	Home	21-5
vs. Top 10	25-20	Away	8-13
vs. Top 15	39-24	Neutral	33-15
vs. Top 20	51-30	SEC Tourney	5-2

Second Tour: Calipari, UK Agree to New Long-Term Contract

John Calipari, who owns more wins, more NCAA Tournament wins, more Final Four appearances, more Elite Eight berths and more Sweet 16 showings than any other coach since his arrival at Kentucky, signed a new long-term contract with the school in June that offers the opportunity to end his career in Lexington.

The new deal, with total guaranteed compensation – which includes base salary and media/endorsement payments – is valued at \$86 million over the lifetime of the contract. With a base salary of \$400,000 per season from the university, Calipari will make \$8 million in total compensation over the next two seasons with increases starting in 2021-22 (\$8.5 million per year for four seasons) and 2025-26 (\$9 million per year for four seasons).

The only incentive included in Calipari's new contract remains the performance of the men's basketball team in the Academic Progress Rate, a metric created by the NCAA to measure academic eligibility, retention and graduation. The bonus will remain unchanged at \$50,000 from the previous contract for meeting the threshold of 975. The men's basketball team has earned an NCAA award in five straight seasons for finishing among the top 10% of Division I men's basketball schools.

Calipari's new contract will no longer include a retention bonus. Beginning with the sixth contract year of the agreed upon terms, Calipari has the option to step down as the head coach and become special assistant to the athletics director/university representative. He would receive \$950,000 in annual compensation for the position.

Calipari is calling the start of his second decade at Kentucky his "second tour" after unprecedented success in his first decade. His goal is for the program to build on that success and do even bigger things on the second tour.

A Decorated Decade

Through 10 years at Kentucky (entering 2019-20), John Calipari's time in Lexington has been every bit as successful -- and more -- as fans hoped when he agreed to become the head coach at Kentucky back in the spring of 2009.

By just about every measure, he's the most successful coach in college basketball during the last decade. Among schools who have been to at least two Elite Eights and a Final Four since 2009-10, Calipari ranks:

- First in wins (327), through games on Feb. 22
- First in NCAA Tournament wins (31)
- Fourth in NCAA titles (one)
- First in Final Four appearances (four)
- First in Elite Eight appearances (seven)
- First in Sweet 16 appearances (eight)
- Third in regular-season conference titles (five)
- Second in league tournament titles (six)

Calipari Named Coach of the Decade

Underscored by more victories than any other coach or program over the last 10 seasons, more Final Four appearances, a record number of NBA Draft picks, and the 2012 national championship, John Calipari was named the College Basketball Coach of the Decade by Sporting News in January.

In a piece penned by national writer Mike DeCourcy, Sporting News credits Calipari for changing the college basketball landscape. Detailing Calipari's success – what DeCourcy described as a "college basketball revolution" – DeCourcy wrote that "no one defined the 2010s in the same way as Calipari ... nor achieved the same degree of consistent success."

In an era where kids can enter the NBA Draft at 19 years old, Calipari masterfully balanced the priority of players' long-term professional dreams with individual and team development, leading to on-court success that no other team has matched the last decade.

"I knew we were going to make the program — and I said it at the press conference — it was going to be a players-first program," Calipari told Sporting News. "We were going to make decisions based on them and their needs. And it's not just about the name on the front. It'll be about the name on the back. That's how we're going to do this."

First-Ballot Hall of Famer

Kentucky men's basketball coach John Calipari joined basketball's fraternity of legends in September 2015 after being elected to the Naismith Memorial Basketball Hall of Fame on the first ballot.

Calipari joined an elite group of basketball players and coaches in the Naismith Hall of Fame, considered to be one of the ultimate honors in the sport. The Class of 2015 included Calipari, Dick Bevetta, Wildcat Louie Dampier, Lindsay Gaze, Tom Heinssohn, John Isaacs, Spencer Haywood, Lisa Leslie, Dikembe Mutombo, George Raveling and JoJo White.

Moving Up the Kentucky Career Wins, Games Coached List

With an 80-53 victory vs. Auburn on Feb. 23, 2019, John Calipari moved past Joe B. Hall for the second-most wins in program history. Calipari trails only the legendary Adolph Rupp (876 wins) for the most wins at UK and earned win No. 300 at Ole Miss on March 5, 2019.

When Calipari tied Hall with his 297th win at Missouri on Feb. 19, 2019, he did so 32 games faster than Hall and just two games slower than Rupp.

Although he's still climbing the charts, he's doing it nearly as fast as anyone else in NCAA history. With the win over Ole Miss, Calipari became the fourth-fastest coach to 300 wins (369 games) at one program in NCAA history. Only Bill Self (358 games at Kansas), Claire Bee (359 games at Long Island) and Rupp (366 at UK) got there faster.

Calipari recently passed Hall for the second-most coached games at UK. Hall's 13-year career with the Wildcats ended with his 397th game. Calipari and Kentucky's win over Mississippi State on Feb. 4, 2020 marked the 398th career game he's been at the UK helm. Rupp is obviously first in games coached with a 41-season tenure spanning 1,066 career games.

ON PACE WITH THE BARON OF THE BLUEGRASS

Legendary coach Adolph Rupp won 876 career games while he was the coach of UK. He also led Kentucky to four NCAA titles during his 41-year tenure. John Calipari is just behind pace with Rupp to begin his career at UK in total victories. Calipari (.811) is slightly behind Rupp (.822) in total UK career winning percentage.

Coach	Games	Record	Next Game (404th Game)
Adolph Rupp	403	334-69	def. Cincinnati, 70-43 (Jan. 24, 1948)
John Calipari	403	327-76	at Texas A&M (Feb. 25, 2020)



COACH CALIPARI

UK vs. AP Ranked Foes Under Cal Record as AP Top-Ranked Coach Since 2009-10

Coach	Schools	Records
1. John Calipari	Kentucky	69-8
2. Mike Krzyzewski	Duke	53-11
3. Bill Self	Kansas	42-9
4. Jay Wright	Villanova	28-6
5. Mark Few	Gonzaga	23-4
6. Jim Boeheim	Syracuse	15-4
7. Tom Crean	Indiana	14-3
8. Thad Matta	Ohio State	13-2
9. Sean Miller	Arizona	12-1
10. Tom Izzo	Michigan State	12-4

Record as AP Top-Ranked Coach Active

Coach	Schools	Records
1. Mike Krzyzewski	Duke	219-35
2. John Calipari	UK, Memphis, UMass	110-13
3. Roy Williams	UNC, Kansas	95-18
4. Bill Self	Kansas	44-10
5. Bruce Weber	Illinois	30-2
6. Jay Wright	Villanova	28-6
7. Jim Boeheim	Syracuse	24-5
8. Mark Few	Gonzaga	23-4
9. Bob Huggins	Cincinnati	20-4
10. Tom Izzo	Indiana	15-5

through games on Feb. 22

All-Time Calipari Draft Picks

Player (School)	Round	Year (Overall)
Bam Adebayo (UK)	First	2017 (14)
Eric Bledsoe (UK)	First	2010 (18)
Devin Booker (UK)	First	2015 (13)
Antonio Burks (MEM)	Second	2004 (36)
Marcus Camby (UMASS)	First	1996 (2)
Rodney Carney (MEM)	First	2006 (16)
DeMarcus Cousins (UK)	First	2010 (5)
Willie Cauley-Stein (UK)	First	2015 (6)
Anthony Davis (UK)	First	2012 (1)
Hamidou Diallo (UK)	Second	2018 (45)
Joey Dorsey (MEM)	Second	2008 (33)
C. Douglas-Roberts (MEM)	Second	2008 (40)
Robert Dozier (MEM)	Second	2009 (60)
Tyreke Evans (MEM)	First	2009 (4)
De'Aaron Fox (UK)	First	2017 (5)
S. Gilgeous-Alexander (UK)	First	2018 (11)
Archie Goodwin (UK)	First	2013 (29)
Josh Harrellson (UK)	Second	2011 (45)
Andrew Harrison (UK)	Second	2015 (44)
Tyler Herro (UK)	First	2019 (13)
Dakari Johnson (UK)	Second	2015 (48)
Keldon Johnson (UK)	First	2019 (29)
Terrence Jones (UK)	First	2012 (18)
Enes Kanter (UK)	First	2011 (3)
Michael Kidd-Gilchrist (UK)	First	2012 (2)
Brandon Knight (UK)	First	2011 (8)
Kevin Knox (UK)	First	2018 (9)
Skal Labissiere (UK)	First	2016 (28)
Doron Lamb (UK)	Second	2012 (42)
DeAndre Liggins (UK)	Second	2011 (53)
Trey Lyles (UK)	First	2015 (12)
Darius Miller (UK)	Second	2012 (46)
Malik Monk (UK)	First	2017 (11)
Jamal Murray (UK)	First	2016 (7)
Nerlens Noel (UK)	First	2013 (6)
Daniel Orton (UK)	First	2010 (29)
Patrick Patterson (UK)	First	2010 (14)
Julius Randle (UK)	First	2014 (7)
Lou Roe (UMass)	Second	1995 (30)
Derrick Rose (MEM)	First	2008 (1)
Marquis Teague (UK)	First	2012 (29)
Karl-Anthony Towns (UK)	First	2015 (1)
Tyler Ulis (UK)	Second	2016 (34)
Jarrod Vanderbilt (UK)	Second	2018 (41)
Dajuan Wagner (MEM)	First	2002 (6)
John Wall (UK)	First	2010 (1)
PJ Washington (UK)	First	2019 (12)
Shawne Williams (MEM)	First	2006 (17)
James Young (UK)	First	2014 (17)

700 Victories and Counting

With Kentucky's win over UIC on Nov. 26, 2017, John Calipari reached 700 on-court wins. At the time he was one of just 41 coaches, regardless of NCAA level of classification, to reach that barrier. Only 29 coaches have done it with at least 10 seasons at the Division I level.

Calipari became the fourth-fastest coach to 700 on-court wins ever. Only Adolph Rupp (836 games), Jerry Tarkanian (876 games) and Roy Williams (879 games) did it faster.

Calipari is currently the only coach in NCAA history with at least 189 victories at three different schools.

Calipari Unrivaled in Conference

John Calipari has won 15 league regular-season championships (including five Southeastern Conference titles) seven more than the next-closest coach in the SEC (Bruce Pearl has eight). Calipari has won six SEC Tournament championships in 10 seasons at Kentucky and owns 15 conference tournament titles in his career, 11 more than his closest competitors (Ben Howland, Kermit Davis).

He's tallied a 356-106 (.771) all-time record within conference play as a head coach and owns a 148-40 (.787) record since joining the SEC. Entering the 2019-20 season, his 136 total conference wins were the second most among Division I coaches since 1996-97 over their first 10 seasons with a program, while his winning percentage ranked third. Only Adolph Rupp (.833) had a better winning percentage through his first 10 seasons in league play in Kentucky's history.

Although he's been publicly outspoken against conference tournaments -- only because he doesn't favor playing three or more games on consecutive days to win the tournament -- his teams have gotten up for them. Calipari's teams at UMass, Memphis and Kentucky have been to 19 conference championship games in his 27-year career, winning a remarkable 15 of them. Calipari is 57-12 (.826) all-time in conference tournaments, including 23-4 (.852) at UK.

Calipari in Elite Company with Conference Championships

Kentucky men's basketball coach John Calipari added another first to his Hall of Fame career in 2017.

When Kentucky clinched at least a share of the 2017 Southeastern Conference championship by beating Vanderbilt on Feb. 28, 2017, he made history as a head coach. Calipari became the first NCAA Division I coach to lead three different programs (UMass, Memphis, Kentucky) to five on-court regular-season league titles five different times. He won the Atlantic 10 at the helm of UMass in 1992, 93, 94, 95 and 96. Memphis claimed the Conference USA crown in 2004, 06, 07, 08 and 09. Kentucky

UK Collegiate Awards Under Calipari

All-America Honors	All-SEC		
DeMarcus Cousins (2010) AP (1), NABC (2), USBWA (2), SN (2)	D. Cousins (2010) 1st (Coaches/AP) Patrick Patterson (2010) 1st (Coaches/2nd AP) John Wall (2010) 1st (Coaches/AP) Terrence Jones (2011) 1st (Coaches/AP) Brandon Knight (2011) 1st (Coaches/2nd AP) Anthony Davis (2012) 1st (Coaches/AP) M. Kidd-Gilchrist (2012) 1st (Coaches/AP) Terrence Jones (2012) 2nd (Coaches/AP) Doron Lamb (2012) 2nd (Coaches) Nerlens Noel (2013) 1st (Coaches/AP) Julius Randle (2014) 1st (Coaches/AP) James Young (2014) 2nd (Coaches) Devin Booker (2015) 2nd (Coaches) Willie Cauley-Stein (2015) 1st (Coaches/AP) Aaron Harrison (2015) 2nd (Coaches/AP) Karl Towns (2015) 1st (Coaches/AP) Tyler Ulis (2016) 1st (Coaches/AP) Jamal Murray (2016) 1st (Coaches/AP) Malik Monk (2017) 1st (Coaches/AP) De'Aaron Fox (2017) 1st (Coaches/AP) Bam Adebayo (2017) 2nd (Coaches/AP) Kevin Knox (2018) 1st (Coaches) Shai G.-Alexander (2018) 2nd (Coaches) PJ Washington (2019) 1st (Coaches/AP) Tyler Herro (2019) 2nd (Coaches) Keldon Johnson (2019) 2nd (Coaches)	Tyler Herro 2019 Keldon Johnson 2019	
John Wall (2010) AP (1), NABC (2), USBWA (2), SN (2)	Anthony Davis (2012) AP (1), NABC (2), USBWA (2), SN (2)		NCAA Final Four Team Anthony Davis (MVP) 2012 Michael Kidd-Gilchrist 2012 Doron Lamb 2012 Julius Randle 2014 James Young 2014
Michael Kidd-Gilchrist (2012) AP (3), USBWA (2), NABC (3), SN (2)	Julius Randle (2014) NABC (3)		NCAA All-Regional DeMarcus Cousins 2010 John Wall 2010 Josh Harrellson 2011 Brandon Knight (MVP) 2011 DeAndre Liggins 2011 M. Kidd-Gilchrist (MVP) 2012 Anthony Davis 2012 Doron Lamb 2012 Aaron Harrison 2014 Marcus Lee 2014 Julius Randle (MVP) 2014 Willie Cauley-Stein 2015 Andrew Harrison 2015 Karl Towns (MVP) 2015 De'Aaron Fox 2017 Isaac Humphries 2017 Tyler Herro 2019 PJ Washington 2019
Willie Cauley-Stein (2015) NABC (1), USBWA (1), SN (1)	Karl-Anthony Towns (2015) SN (3)		NCAA All-Tournament Team John Wall 2010 Eric Bledsoe 2010 DeMarcus Cousins 2010 Darius Miller 2011 Brandon Knight 2011 Josh Harrellson 2011 Anthony Davis 2012 Terrence Jones 2012 Aaron Harrison 2014 Julius Randle 2014 Willie Cauley-Stein 2015 Aaron Harrison 2015 Andrew Harrison 2015 Jamal Murray 2016 Tyler Ulis 2016 Bam Adebayo 2017 De'Aaron Fox 2017 Dominique Hawkins 2017 Wenyen Gabriel 2018 Shai Gilgeous-Alexander 2018 Kevin Knox 2018
Tyler Ulis (2016) AP (1), SN (1), USBWA (2), NABC (2)	Malik Monk (2017) SN (2), USBWA (2), NABC (2), AP (2)		SEC All-Tournament Team John Wall 2010 Eric Bledsoe 2010 DeMarcus Cousins 2010 Darius Miller 2011 Brandon Knight 2011 Josh Harrellson 2011 Anthony Davis 2012 Terrence Jones 2012 Aaron Harrison 2014 Julius Randle 2014 Willie Cauley-Stein 2015 Aaron Harrison 2015 Andrew Harrison 2015 Jamal Murray 2016 Tyler Ulis 2016 Bam Adebayo 2017 De'Aaron Fox 2017 Dominique Hawkins 2017 Wenyen Gabriel 2018 Shai Gilgeous-Alexander 2018 Kevin Knox 2018
PJ Washington (2019) SN (3), USBWA (3), NABC (3), AP (3)			SEC Tournament MVP John Wall 2010 Darius Miller 2011 Willie Cauley-Stein 2015 Tyler Ulis 2016 De'Aaron Fox 2017 Shai Gilgeous-Alexander 2018
SEC Player of the Year John Wall 2010 (Coaches/AP) Anthony Davis 2012 (Coaches/AP) Tyler Ulis 2016 (Coaches/AP) Malik Monk 2017 (AP)			
SEC Defensive Player of the Year Anthony Davis 2012 (Coaches) Nerlens Noel 2013 (Coaches) Willie Cauley-Stein 2015 (Coaches) Tyler Ulis 2016 (Coaches) Ashton Hagans (shared) 2019 (Coaches)			
SEC Freshman (Coaches)/Newcomer (AP) of the Year DeMarcus Cousins 2010 (Coaches) John Wall 2010 (AP) Terrence Jones 2011 (Coaches/AP) Anthony Davis 2012 (Coaches/AP) Nerlens Noel 2013 (Coaches/AP) Julius Randle 2014 (Coaches/AP) Karl-Anthony Towns 2015 (Coaches/AP) Malik Monk 2017 (Coaches/AP) Kevin Knox 2018 (Coaches) Keldon Johnson 2019 (Coaches) Tyler Herro 2019 (AP)			
SEC Sixth Man of the Year Darius Miller 2012 (Coaches) Kyle Wiltjer 2013 (Coaches) Devin Booker 2015 (Coaches)			
CoSIDA Academic All-America Alex Poythress (2nd) 2016			
	Coaches' All-SEC Freshman Team Eric Bledsoe 2010 DeMarcus Cousins 2010 John Wall 2010 Brandon Knight 2011 Terrence Jones 2011 Doron Lamb 2011 Anthony Davis 2012 Michael Kidd-Gilchrist 2012 Willie Cauley-Stein 2013 Archie Goodwin 2013 Nerlens Noel 2013 Alex Poythress 2013 Julius Randle 2014 James Young 2014 Devin Booker 2015 Trey Lyles 2015 Karl-Anthony Towns 2015 Tyler Ulis 2016 Jamal Murray 2016 Malik Monk 2017 De'Aaron Fox 2017 Bam Adebayo 2017 Kevin Knox 2018 Shai Gilgeous-Alexander 2018		



has captured the SEC five times in 2010, 12, 15, 16 and 17.

Perhaps more impressive is that Calipari has 30 combined regular-season and tournament championships after the 2018 SEC Tournament title. That trails only Mark Few of Gonzaga (33 titles with the West Coast Conference regular-season title in 2019) among all active coaches. All-time, Calipari trails only the great Adolph Rupp (41) and Few.

30 is the new 20

After defeating Ole Miss 67-62 on Feb. 15, John Calipari secured his 26th consecutive on-court 20-win season. He leads all active coaches with that streak, ahead of Mike Krzyzewski (24), Bill Self (22) and Mark Few (21) who have all hit the plateau this season as well.

With a Sweet 16 win over Houston in the 2019 NCAA Tournament, Calipari and the Cats clinched a 30-win season for the fifth time as UK's head coach. Calipari has 11 seasons with 30 or more on-court wins. Only Krzyzewski (15) and Roy Williams (12) have more 30-win seasons as an active head coach. Calipari is the first coach in NCAA Division I history to record five straight on-court 30-win seasons, notching 30 wins in consecutive seasons from 2005-06 to 2009-10.

There's No Place Like Home

Since his 1991-92 season at UMass, John Calipari-coached teams have posted a 391-32 (.924) record at home. At UK, Coach Cal is 182-10 (.948) in Rupp Arena.

In five of Calipari's 11 seasons at Kentucky, the Wildcats have posted an undefeated record at home, including a school-record 19-0 mark during the 2014-15 season.

Calipari owns both of UK's longest winning streaks in the arena. He began his career at UK with a 54-game winning streak at Rupp Arena. It was the longest winning streak since the arena opened in 1976. With a win over Georgia on Feb. 9, 2016, he secured the second-longest streak in the storied building at 34 games (which ended at 42).

Coach	Streak (Yrs)
1. John Calipari	54 (2010-13)
2. John Calipari	42 (2014-17)
3. Rick Pitino	33 (1992-94)
4. Joe B. Hall	30 (1981-82)
5. Rick Pitino	27 (1995-97)

Life Away From Home Isn't So Bad Either

As good as John Calipari's team's have been at home, they're pretty good in hostile environments on the road. Dating back to the 2005-06 season, Calipari has recorded a 106-47 (.693) record on the road. At neutral-site venues, Kentucky is 80-23 (.777) all-time under Calipari.

Calipari at No. 1

John Calipari is one of just two coaches (Frank McGuire) to lead three programs to a No. 1 ranking.

Calipari has led seven of his 11 UK teams to the No. 1 ranking and eight of his last 13 teams to the top (he's done it 10 times overall). When Coach Cal's teams are at the top, they're difficult to knock off:

- Calipari is 110-13 (.894) as the top-ranked Associated Press Top 25 coach in the country
- He's 69-8 (.896) when his team is atop the AP Top 25 as UK's head coach
- Calipari tallied a 32-4 mark at UMass at No. 1 and he was 9-1 at Memphis
- He (110) trails only Duke's Mike Krzyzewski (219) in active coaches with victories at No. 1
- Calipari has coached 123 career games as a No. 1 team, fourth most in NCAA history, trailing Krzyzewski (254), John Wooden (228) and Adolph Rupp (127)
- Among coaches who have owned a No. 1 ranking in at least 119 games, Calipari's winning percentage of .894 trails only Wooden (.952) and is ahead of active coach Krzyzewski (.862)
- Calipari is 6-4 vs. the AP top-ranked team in the land, including 3-2 at Kentucky after defeating Michigan State on Nov. 5
- According to ESPN, his .600 winning percentage against the No. 1 ranked team is the best for any head coach

The Success Rate

John Calipari has graduated 100% of the players (20 of 20) who have been eligible to receive their diploma by the end of their senior years and exhausted their athletic eligibility. Of that group, Brad Calipari, Patrick Patterson, Jarrod Polson and Alex Poythress completed their degrees in three years.

In the NCAA's Academic Progress Rate, which measures eligibility, retention and graduation, Kentucky has posted a single-year Academic Progress Rate of 977 or higher in every season under Calipari, including a perfect 1,000 in the last six single-year reports. UK's four-year composite score in the most recent report, which was released in May 2019, was a 1,000, earning the team an NCAA academic award for the fifth year in a row for finishing in the top 10% of Division I men's basketball programs.

Dream Maker

As someone who prides himself on helping young men reach their dreams, John Calipari has helped 49 players earn selection in the NBA Draft during his college coaching career, including 38 in his first 10 seasons at Kentucky, more than any other coach.

- Four No. 1 overall selections (Derrick Rose, John Wall, Anthony Davis and Karl-Anthony Towns) during the nine drafts from 2008 to 2016. No other coach has more than three No. 1 picks
- In 2010, five of his UK players were selected in the first round for the first time in NBA history
- His six players in the 2012 and 2015 NBA drafts are the most in the two-round era
- Churned out 38 NBA Draft picks, 29 first-rounders, three No. 1 selections, seven top-five picks and 21 lottery picks at Kentucky
- Of the 60 players who have finished their college careers at Kentucky under Calipari, 38 have been selected in the NBA Draft, a 63.3% success rate. Another five of those made the NBA, and the majority of the rest were walk-ons
- Of the 27 players at UK who have declared for the NBA Draft after their freshman seasons, 25 have been first-round picks. All 27 have played a game in the NBA. He is 29 for 31 in that regard when including his players from Memphis
- Only coach to produce the top two picks in the same draft (2012 - Anthony Davis and Michael Kidd-Gilchrist)
- Produced a top-10 pick in 12 straight drafts since 2008, the only school to do so during that time period
- Seven of his former players have been named NBA All-Stars (23 total), five have been tabbed All-NBA, three have been named NBA Rookie of the Year, and 12 players from Calipari's first nine teams at Kentucky have made the NBA All-Rookie teams. Derrick Rose was named NBA MVP in 2011 and Anthony Davis won NBA All-Star MVP honors in 2017

Recruiting Trail

The Wildcats have signed more top-25 players under John Calipari's leadership than any other school. Nearly a quarter of all Rivals' top-10 prospects nationally over the past 11 classes have signed with Coach Cal and the Cats. The following list does not include transfers (freshman signees only).

PLAYER (YEAR)	ESPN	RIVALS	247	MCD	JB
Devin Askew ('20)	25	26	27	Y	Y
BJ Boston ('20)	6	4	16	Y	Y
Terrence Clarke ('20)	8	5	4	Y	Y
Cam/Ron Fletcher ('20)	58	42	46		
Isaiah Jackson ('20)	30	27	32		Y
Lance Ware ('20)	40	32	35		
Dontaie Allen ('19)	NR	68	98		
Keion Brooks Jr. ('19)	36	29	14		Y
Brennan Canada ('19)	NR@	NR@	NR@		
Johnny Juzang ('19)	30	34	31		
Tyrese Maxey ('19)	13	10	10	Y	Y
Kahlil Whitney ('19)	12	14	11	Y	Y
Ashton Hagans ('18)	20	13	12		
Tyler Herro ('18)	30	36	38	Y	Y
Keldon Johnson ('18)	7	15	18	Y	Y
EJ Montgomery ('18)	14	11	6	Y	
Zan Payne ('18)	NR	NR	NR		
Immanuel Quickley ('18)	25	22	19	Y	
Jemarl Baker Jr. ('17)	66	82	90		
Hamidou Diallo ('17)	11~	10~	11		
Shai Gilgeous-Alexander ('17)	35	34	20		
Quade Green ('17)	24	22	33	Y	Y
Kevin Knox ('17)	10	10	18	Y	Y
Nick Richards ('17)	17	17	15	Y	Y
Jarrod Vanderbilt ('17)	19	14	12	Y	Y
PJ Washington ('17)	12	15	9	Y	Y
Bam Adebayo ('16)	5	7	12	Y	Y
Brad Calipari ('16)	NR	NR	NR		
De'Aaron Fox ('16)	6	6	6	Y	Y
Wenyen Gabriel ('16)	14	13	14	Y	
Sacha Killeya-Jones ('16)	24	24	25	Y	
Malik Monk ('16)	9	9	10	Y	Y
Tai Wynyard ('16)	NR	NR	NR		
Isaiah Briscoe ('15)	13	10	16	Y	Y
Jonny David ('15)	NR@	NR@	NR@		
Isaac Humphries ('15)	49	NR^	62		
Skal Labissiere ('15)	2	1	2		Y
Charles Matthews ('15)	42	48	74	Y	
Jamal Murray ('15)	NA^	9	10		
Devin Booker ('14)	18	29	22	Y	Y
Trey Lyles ('14)	6	13	17	Y	Y
Karl-Anthony Towns ('14)	9	5	2	Y	Y
Tyler Ulis ('14)	25	21	20	Y	Y
EJ Lefebvre ('13)	NR@	NR@	NR@		
Aaron Harrison ('13)	9	7	5	Y	Y
Andrew Harrison ('13)	5	5	3	Y	Y
Dominique Hawkins ('13)	NR	NR	151		
Dakari Johnson ('13)	7	9	8	Y	Y
Marcus Lee ('13)	25	19	14	Y	Y
Julius Randle ('13)	3	2	2	Y	Y
Derek Willis ('13)	NR	115	58		
James Young ('13)	8	11	10	Y	Y
Archie Goodwin ('12)	15	14	18	Y	Y
Willie Cauley-Stein ('12)	40	40	47		
Nerlens Noel ('12)	1	2	1		Y
Alex Poythress ('12)	13	8	7	Y	Y
Anthony Davis ('11)	1	2	1	Y	Y
Michael Kidd-Gilchrist ('11)	4	3	2	Y	Y
Sam Malone ('11)	NR@	NR@	NR@		
Brian Long ('11)	NR@	NR@	NR@		
Marquis Teague ('11)	8	5	6	Y	Y
Kyle Wiltjer ('11)	19	22	21	Y	Y
Terrence Jones ('10)	9	13	8*	Y	Y
Enes Kanter ('10)	25	3	3*		
Brandon Knight ('10)	4	6	6*	Y	Y
Doron Lamb ('10)	29	21	28*	Y	Y
Jarrod Polson ('10)	NR@	NR@	NR@		
Stacey Poole, Jr. ('10)	51	33	67*		
Eric Bledsoe ('09)	NR	23	37*		
DeMarcus Cousins ('09)	4	2	3*	Y	Y
Jon Hood ('09)	92	40	46*		
Daniel Orton ('09)	13	22	17*		Y
John Wall ('09)	5	1	2*		Y
Top-10 Players	23	25	23		
Top-25 Players	45	46	46		
Top-50 Players	55	59	57		
McDonald's All-Americans					37
Jordan Brand Classic All-Americans					44

* Scout.com ranking | ~ final ranking in the 2017 class before early enrollment | ^ reclassified after final rankings were released @ originally joined team as walk-on



COACH CALIPARI

Developing Talent

John Calipari hasn't just signed the best talent in the country while he's been at Kentucky; he's been the best at developing that talent and getting it ready for the next level. Of the 35 top-25 Rivals.com players Kentucky has signed and have completed their college eligibility at UK, 31 were drafted and 25 were selected in the first round. But that's only half the story. Calipari's players don't just make it to the pros; they're better prepared than anyone else. The proof is in the numbers.

Over the course of his career, Calipari's 50-plus NBA pros have amassed more than \$2.26 billion in NBA contracts, which doesn't include endorsement deals and overseas contracts. Of his UK players in the NBA, they've earned just shy of \$1.9 billion in guaranteed contracts.

There's more: Of UK's 21 lottery picks in the Calipari era, 14 have earned second contracts in the NBA with seven of them cashing in on max contracts. Of the seven who haven't earned contracts, all have been drafted in the last three years and are still on their rookie deal. Over the last 10 years, there have been 22 lottery picks who earned max contracts in the NBA. Seven of them attended Kentucky.

Double-Digit Win Streaks

John Calipari's teams have posted 19 streaks of 10 or more wins at Kentucky, Memphis and UMass, including seven at UK. They have won 15 or more straight games nine times, 20 or more six times, 25 or more five times, and 30 or more one time. Of course, the most famous streak was the 38-0 start during the 2014-15 season.

1. 38 Kentucky, 2014-15	6. 24 Kentucky, 2011-12	T10. 14 UMass, 1991-92	T16. 10 Kentucky, 2018-19
2. 27 Memphis, 2008-09	7. 19 Kentucky, 2009-10	T12. 12 Memphis, 2007-08	T16. 10 Kentucky, 2010-11
T3. 26 Memphis, 2007-08	8. 16 UMass, 1994-95	T12. 12 Memphis, 2002-03	T16. 10 Memphis, 2001-02
T3. 26 UMass, 1995-96	9. 15 Memphis, 2005-06	T12. 12 UMass, 1992-93	T16. 10 UMass, 1993-94
5. 25 Memphis, 2006-07	T10. 14 Kentucky, 2016-17	15. 11 Memphis, 2003-04	

Calipari Knows Defense

Defense has always been a staple of John Calipari-coached teams. Dating back to complete NCAA records beginning in 2001-02, Calipari's teams have been among national leaders in several critical defensive categories.

Year	FG% Def.	3PT FG% Def.	Rebound Margin	Scoring Margin	Blocks
2001-02 (UM)	13th (39.5)	N/A (29.3)	11th (+6.6)	15th (+11.2)	54th (4.4)
2002-03 (UM)	28th (40.6)	N/A (29.3)	44th (+4.1)	32nd (+8.0)	26th (5.1)
2003-04 (UM)	34th (40.5)	N/A (35.8)	58th (+3.4)	48th (+7.1)	20th (5.0)
2004-05 (UM)	4th (38.4)	N/A (32.7)	75th (+2.9)	62nd (+5.9)	13th (5.4)
2005-06 (UM)	2nd (38.0)	N/A (30.3)	9th (+6.7)	5th (+14.6)	8th (6.4)
2006-07 (UM)	12th (39.0)	N/A (31.3)	28th (+5.3)	5th (+5.8)	12th (5.9)
2007-08 (UM)	12th (39.1)	N/A (30.2)	16th (+6.2)	2nd (+18.0)	8th (6.1)
2008-09 (UM)	1st (37.1)	10th (30.0)	19th (+6.1)	2nd (+16.3)	7th (6.0)
2009-10 (UK)	3rd (37.8)	47th (31.3)	4th (+8.1)	6th (+14.3)	4th (7.2)
2010-11 (UK)	15th (39.4)	59th (32.4)	60th (+3.6)	13th (+11.4)	3rd (6.3)
2011-12 (UK)	1st (37.4)	67th (31.8)	12th (+6.8)	1st (+16.8)	1st (8.6)
2012-13 (UK)	30th (39.2)	104th (32.4)	48th (+4.3)	48th (+8.2)	3rd (6.6)
2013-14 (UK)	59th (41.1)	67th (32.2)	2nd (+9.4)	43rd (+8.2)	13th (5.9)
2014-15 (UK)	1st (35.4)	3rd (27.1)	15th (+6.8)	1st (+20.1)	2nd (6.9)
2015-16 (UK)	24th (39.7)	75th (32.6)	39th (+5.2)	17th (+11.4)	6th (5.8)
2016-17 (UK)	98th (42.4)	12th (30.6)	39th (+4.7)	9th (+13.4)	15th (5.3)
2017-18 (UK)	14th (40.4)	4th (30.1)	40th (+5.1)	68th (+6.5)	31st (4.8)
2018-19 (UK)	19th (40.0)	189th (34.3)	4th (+9.4)	21st (+11.1)	21st (4.8)
2019-20 (UK)	15th (38.7)	27th (29.6)	60nd (+4.4)	35th (+9.2)	12th (5.3)

*through games on Feb. 22

Calipari Perfect vs. Former Assistants

John Calipari has made it known that he doesn't enjoy coaching against friends. That hasn't stopped him from winning anyway. Calipari is 17-0 all-time when coaching against former assistants.

- Orlando Antigua - 1-0
- Tony Barbee - 8-0
- Bruiser Flint - 2-0
- Derek Kellogg - 1-0
- Chuck Martin - 2-0
- Josh Pastner - 1-0
- Steve Roccaforte - 2-0

#LaFamilia NBA Awards

NBA Player of the Year Derrick Rose	2011	Derrick Rose (1st) All-NBA Rookie Team	2011	Marcus Camby (1st) Marcus Camby (1st)	2008 2007	Anthony Davis John Wall	2014 2014
NBA Rookie of the Year Karl-Anthony Towns Tyreke Evans Derrick Rose	2016 2010 2009	Shai Gilgeous-Alexander (2nd) Jamal Murray (2nd) Karl-Anthony Towns (1st) Devin Booker (1st)	2019 2017 2016 2016	Marcus Camby (2nd) Marcus Camby (2nd)	2006 2005	Derrick Rose Derrick Rose Derrick Rose	2012 2011 2010
NBA Defensive Player of the Year Marcus Camby	2007	Willie Cauley-Stein (2nd) Nerlens Noel (1st) Anthony Davis (1st) Michael Kidd-Gilchrist (2nd)	2016 2016 2015 2013	NBA All-Star Team Bam Adebayo Devin Booker Anthony Davis	2020 2020 2020	All-Star Game MVP Anthony Davis	2017
NBA Cares Community Assist Award DeMarcus Cousins John Wall	2017 2016	Brandon Knight (1st) DeMarcus Cousins (1st) John Wall (1st) Eric Bledsoe (2nd)	2012 2011 2011 2011	Anthony Davis Karl-Anthony Towns DeMarcus Cousins Anthony Davis	2019 2019 2018 2018	Rising Stars Challenge MVP Jamal Murray John Wall Tyreke Evans	2017 2011 2010
All-NBA Team Anthony Davis (1st) Karl-Anthony Towns (3rd) Anthony Davis (1st) John Wall (3rd) DeMarcus Cousins (2nd) Anthony Davis (1st) DeMarcus Cousins (2nd) Derrick Rose (1st)	2018 2018 2017 2017 2016 2015 2015 2010	Marcus Camby (1st) Anthony Davis (1st) Anthony Davis (2nd) Anthony Davis (2nd) John Wall (2nd)	1997 2018 2017 2015 2015	John Wall Karl-Anthony Towns DeMarcus Cousins Anthony Davis John Wall DeMarcus Cousins Anthony Davis John Wall	2017 2017 2017 2016 2016 2015 2015 2015	Slam Dunk Contest Winner Hamidou Diallo John Wall	2019 2014
		All-NBA Defensive Team Eric Bledsoe (1st) Anthony Davis (1st) Anthony Davis (2nd) Anthony Davis (2nd) John Wall (2nd)	2019 2018 2017 2015 2015	DeMarcus Cousins Anthony Davis John Wall DeMarcus Cousins Anthony Davis John Wall	2016 2016 2016 2015 2015 2015	3-Point Contest Winner Devin Booker	2018
						Skills Challenge Winner Bam Adebayo Karl-Anthony Towns	2020 2016



COACH CALIPARI

A “players-first” coach with a penchant for helping people reach their dreams, John Calipari, a Naismith Memorial Basketball Hall of Famer, has guided six teams to the Final Four, led one to a national championship and helped 49 players earn selection in the NBA Draft during his 27-year college coaching career.

Calipari guided Kentucky to its eighth national championship and his first national title in 2012. In becoming only the second coach in NCAA history to lead three different schools to the Final Four, he has racked up more than 700 on-court victories, 20 NCAA Tournament on-court appearances, six Final Fours and numerous national coach of the year honors.

From UMass to Memphis and now Kentucky, Calipari’s career has been successful throughout, but his most recent run in Lexington has been the best stretch of his career. During Calipari’s first 10 seasons at UK, he led all coaches in total wins (305), NCAA Tournament wins (31), Final Fours (four), Elite Eights (seven) and Sweet 16s (eight).

In 2015, Coach Cal led college basketball’s first ever 38-0 team, and became one of just three coaches to make four Final Fours in a five-year span. At the end of the season, Calipari became the 96th coach to join the Naismith Memorial Basketball Hall of Fame.

While building a program out of obscurity at Massachusetts, laying the foundation at Memphis and restoring luster at the sport’s greatest program at Kentucky, he totaled the second-most wins in NCAA history in the first 20 years of a college coaching career.

Quite honestly, though, Calipari’s on-court success overshadows a much more significant picture.

In his goal to lead a players-first program, he has helped more than 50 young men realize their dreams and reach the NBA level with 49 players earning NBA Draft selections, including a record five first-round draft picks in 2010. Two years later, six Wildcats heard their names called at the 2012 draft, the most in the two-round draft era. UK, with Calipari’s help, would tie those six picks again in 2015, including a record-tying four lottery selections. His four No. 1 overall picks are more than any other coach, and he’s had 38 players drafted during his first 10 years at Kentucky, including 29 first-round picks.

Calipari’s players have entered the league NBA-ready. His players have garnered 23 All-Star selections, with Anthony Davis winning the game’s MVP honor in 2017. Derrick Rose was named NBA MVP in 2011. Five of his players have been tabbed All-NBA, three have been named NBA Rookie of the Year, and 12 players from Calipari’s first nine teams at Kentucky have made the NBA All-Rookie teams.

Much like he did at UMass, where his players graduated at nearly 80 percent, Calipari has stressed academics. Fifteen of his last 18 seniors at Memphis earned their bachelor’s degrees, and all 18 players at UK who were eligible to graduate by the end of their senior years walked away with a diploma in hand, including four players who earned their degree in just three years. Calipari’s teams routinely have posted a combined team grade-point average of 3.0 or better.

Calipari has raised millions of dollars to help the lives of those in need in the Commonwealth and beyond. He has had a particular passion to assist those impacted by natural disasters. For instance, in 2010, he used a telethon to raise more than \$1 million for victims of the devastating earthquake in Haiti. He followed that up with telethons in 2012, raising \$1 million for victims of Superstorm Sandy, and in 2017, for victims of Hurricane Harvey.

Calipari launched his foundation in 2012, and since then the foundation has worked with several key partners and donated more than \$1.5 million, a figure that does not include matching funds that have been contributed from individuals and corporations. In 2013, Calipari initiated hosting an annual alumni weekend around his basketball fantasy experience with the intent to raise money for charity. After generating \$350,000 for selected organizations and charities during the inaugural game, the weekend has generated millions of dollars for charity since its inception.

In 2017, Coach Cal was named the head coach of the 2017 USA Basketball Men’s U19 World Cup Team, which finished third at the 2017 FIBA U19 World Cup in Cairo.

Author of five books, including the New York Times Best Seller “Players First: Coaching from the Inside Out,” Calipari is a master of communication and maximizing talent. He lives by the motto that “it’s never a matter of how far you have fallen, but instead it’s about how high you bounce back.”

BIOGRAPHICAL INFORMATION

Date of Birth: Feb. 10, 1959 | **Wife:** Ellen
Children: Erin, Megan, Brad

Education
Clarion State (1982)

Head Coaching Experience
University of Massachusetts (1989-96)
New Jersey Nets (NBA) (1997-99)
University of Memphis (2001-09)
University of Kentucky (2010-present)

COACHING AWARDS

- 2019 *The Sporting News* Coach of the Decade
- 2018 Naismith Hall of Fame 'Service Above Self' Honoree
- 2018 NABC Metropolitan Award
- 2015 Naismith Memorial Basketball Hall of Fame Inductee
- 2015 AP National Coach of the Year
- 2015 Naismith National Coach of the Year
- 2015 NABC National Coach of the Year
- 2015 The Sporting News National Coach of the Year
- 2015 Adolph Rupp National Coach of the Year
- 2015 SEC Coach of the Year (AP/Coaches)
- 2015 USBWA District IV Coach of the Year
- 2012 Nell & John Wooden Coach of the Year Leadership Award
- 2012 Naismith National Coach of the Year Finalist
- 2012 SEC Coach of the Year (AP/Coaches)
- 2010 Adolph Rupp National Coach of the Year
- 2010 Naismith National Coach of the Year Finalist
- 2010 SEC Coach of the Year (AP)
- 2010 *Sporting News* SEC Coach of the Year
- 2010 Yahoo! Sports SEC Coach of the Year
- 2010 USBWA District IV Coach of the Year
- 2009 NABC National Co-Coach of the Year
- 2009 *Sports Illustrated* National Coach of the Year
- 2009 Phelan National Coach of the Year
- 2009 Iba National Coach of the Year Finalist
- 2009 C-USA Coach of the Year
- 2008 Naismith National Coach of the Year
- 2008 C-USA Coach of the Year
- 2008 Iba National Coach of the Year Finalist
- 2008 Phelan National Coach of the Year Finalist
- 2007 Phelan National Coach of the Year Finalist
- 2007 USBWA District IV Coach of the Year
- 2007 *Basketball Times* South Region Coach of the Year
- 2006 C-USA Coach of the Year
- 2004 NABC District 7 Coach of the Year
- 1996 Naismith National Coach of the Year
- 1996 NABC National Coach of the Year
- 1996 *The Sporting News* National Coach of the Year
- 1996 Atlantic 10 Coach of the Year
- 1995 Naismith National Coach of the Year Finalist
- 1994 Naismith National Coach of the Year Finalist
- 1994 Atlantic 10 Coach of the Year
- 1993 USBWA District I Coach of the Year
- 1993 Atlantic 10 Coach of the Year
- 1992 Eastern Basketball Coach of the Year

TEAMS	WINS	NCAA TOURNAMENT WINS	NATIONAL TITLES	FINAL FOURS	ELITE EIGHTS	SWEET 16'S	LEAGUE TITLES (RS)	LEAGUE TOURNAMENT TITLES
BUTLER	231	16	0	2	2	3	2	2
DUKE	299	26	2	2	5	7	1	4
FLORIDA	246	18	0	1	5	5	3	1
GONZAGA	304	20	0	1	3	5	9	7
KANSAS	304	24	0	2	5	6	9	5
KENTUCKY	305	31	1	4	7	8	5	6
LOUISVILLE	258	16	1	2	3	4	2	3
MICHIGAN	247	19	0	2	3	5	2	2
MICHIGAN ST.	270	21	0	3	4	6	4	4
N. CAROLINA	277	24	1	2	4	6	5	1
OREGON	251	13	0	1	2	4	2	3
SYRACUSE	252	18	0	2	3	5	2	0
TEXAS TECH	173	8	0	1	2	2	1	0
UCONN	213	13	2	2	2	2	0	2
VILLANOVA	270	17	2	2	2	2	5	4
VIRGINIA	254	13	1	1	2	3	4	2
WISCONSIN	251	18	0	2	2	6	1	1



COACH CALIPARI

NCAA DIVISION I ACTIVE WINNINGEST COACHES

(On-court by percentage - min. 10 yrs. at Division I level)

NO.	COACH/TEAM	YRS.	PCT.
1.	Mark Few/Gonzaga	20	.823
2.	Roy Williams/UNC	31	.788
3.	John Calipari/Kentucky	27	.780
4.	Mike Krzyzewski/Duke	44	.767
5.	Bill Self/Kansas	26	.763

*numbers at the conclusion of the 2018-19 season

SINCE 2005-06 ...

Since the 2005-06 season, John Calipari's on-court record ranks him as the winningest coach. Totals through games on Feb. 22.

COACH	RECORD
1. John Calipari	464-90
2. Bill Self	450-93
3. Mark Few	436-87
4. Mike Krzyzewski	434-102
5. Roy Williams	411-135

MISCELLANEOUS ON-COURT RECORDS

Overall On-Court Record: 772-216 (.781)
 March/April Record: 163-47 (.776)
 NCAA Record: 56-19 (.747)
 Record in Conference Games: 356-106 (.771)
 Record in Conference Tournament: 57-12 (.826)

- Calipari owns the NCAA's most single-season wins with 38, tying his own record (Memphis in '08 and UK in '12) in 2015 with 38 wins. He owns the most single-season wins at UMass, Memphis and UK
- Calipari is the winningest coach in NCAA Division I history for a five-year span with 173 victories (2008-12)
- Calipari is the first coach in NCAA Division I history to record five straight on-court 30-win seasons. Memphis hit the 30-win plateau from 2006-09
- Calipari is one of only two coaches (Rick Pitino) to lead three different schools to a Final Four
- Calipari is one of only three coaches (John Wooden, Mike Krzyzewski) to go to four Final Fours in five seasons
- Calipari has advanced to the Sweet 16 in 12 of his last 14 seasons and the Elite Eight in 10 of the last 14 seasons
- Calipari started with a 54-0 record in Rupp Arena as head coach of the Wildcats
- Calipari has helped 38 players earn selection in the NBA Draft (29 first-round picks) over the last 19 seasons
- Calipari has more wins (327) in a 10-year period (2006-15) than any other coach in college basketball history
- Calipari is the fourth-fastest NCAA Division I men's basketball coach to reach 300 victories at a single school
- Calipari's 30 combined regular season and tournament league titles trail only Mark Few (33) of Gonzaga for the most among active coaches
- Calipari became the fourth-fastest coach to 700 on-court wins, behind only Adolph Rupp, Jerry Tarkanian and Roy Williams
- Calipari has the second-most wins in school history, behind only Adolph Rupp
- Calipari's 31 NCAA Tournament wins are the most in school history. Rupp had 30

CAL IN CONFERENCE

SEC COACHES	CONFERENCE	Tournament	Conference
	CHAMPIONSHIPS	Championships	Coach of the Year
Nate Oats, Alabama	2	3	2
Eric Musselman, Arkansas	3	1	1
Bruce Pearl, Auburn	8	3	7
Michael White, Florida	3	0	3
Tom Crean, Georgia	3	0	3
John Calipari, Kentucky	15	15	9
Will Wade, LSU	1	0	1
Cuonzo Martin, Missouri	1	0	1
Kermit Davis, Ole Miss	7	4	4
Ben Howland, Mississippi State	7	4	3
Frank Martin, South Carolina	0	0	1
Rick Barnes, Tennessee	4	1	6
Buzz Williams, Texas A&M	1	0	0
Jerry Stackhouse, Vanderbilt	0	0	0
TOTALS	55	31	41

CALIPARI VS. ALL OPPONENTS

Abilene Christian 1-0	Furman 1-0	Mount St. Mary's 1-0	St. Joseph's 15-5
Alabama 17-4	George Mason 1-0	Murray State 1-0	St. Mary's 1-0
Albany 1-0	George Washington 8-9	Nevada 1-0	St. Peter's 1-0
Arizona 1-1	Georgetown 2-1	New Hampshire 5-0	Stanford 3-2
Arizona State 2-1	Georgia 19-2	New Mexico 1-0	Stephen F. Austin 1-0
Arkansas 13-6	Georgia Tech 2-1	New Orleans 1-0	Stony Brook 1-0
Arkansas-Little Rock 3-0	Gonzaga 4-0	NJIT 1-0	Syracuse 3-2
Arkansas-Pine Bluff 1-0	Grand Canyon 1-0	North Carolina 7-3	TCU 7-1
Arkansas State 4-0	Hampton 1-0	North Carolina State 1-0	Temple 13-11
Auburn 11-4	Hartford 2-0	North Dakota 1-0	Tennessee 17-11
Austin Peay 6-1	Harvard 2-0	North Texas 1-0	Tennessee State 1-0
Baylor 1-2	Hofstra 1-0	Northeastern 3-1	Tennessee Tech 1-0
Belmont 2-0	Holy Cross 4-1	Northern Kentucky 2-0	Texas 2-2
Boise State 1-0	Houston 17-3	Northwestern State 1-0	Texas A&M 9-3
Boston 7-1	Howard 1-0	Notre Dame 2-1	Texas Tech 1-0
Boston College 2-0	Illinois 1-1	Oakland 1-0	Towson State 1-0
Bradley 1-0	Illinois State 1-0	Ohio State 1-3	Troy 1-0
Bucknell 1-0	Indiana 3-2	Oklahoma 5-1	Tulane 16-0
Buffalo 3-0	Iowa 0-1	Oklahoma State 0-2	Tulsa 11-1
BYU 1-0	Iowa State 2-0	Old Dominion 2-0	UAB 15-3
Cal State Northridge 1-0	Jackson State 2-0	Ole Miss 16-4	UCF 5-0
Canisius 1-0	Kansas 4-6	Oral Roberts 1-0	UCLA 4-4
Central Conn. St. 2-0	Kansas State 2-1	Oregon State 1-0	UIC 1-0
Charlotte 2-3	Keene State 1-0	Pennsylvania 3-0	UNC Asheville 2-0
Chattanooga 2-0	Kentucky 2-4	Penn State 4-4	UNC Greensboro 2-0
Christian Brothers 2-0	La Salle 3-0	Pepperdine 1-0	UNC Wilmington 1-0
Cincinnati 6-7	Lafayette (Pa.) 1-0	Pittsburgh 2-1	USF 10-1
Cleveland State 4-0	Lamar 5-0	Portland 3-0	Utah 2-2
Coastal Carolina 1-0	LIU-Brooklyn 1-0	Princeton 2-0	Utah Valley 2-0
Colorado 1-1	Lipscomb 1-0	Providence 3-1	UTEP 5-0
Colorado State 0-1	Long Beach State 1-0	Purdue 2-1	UT Arlington 3-0
Columbia 1-0	Louisiana Tech 1-1	Radford 1-0	UT Martin 5-0
Connecticut 2-5	Louisville 17-7	Rhode Island 16-2	Valparaiso 1-0
Coppin State 1-0	Loyola 1-0	Rice 4-0	Vanderbilt 19-4
Cornell 1-0	Lowell 2-1	Richmond 1-0	Vermont 3-0
Dartmouth 1-0	LSU 12-3	Rider 1-0	Villanova 2-0
Davidson 1-0	Manhattan 2-0	Robert Morris 1-1	Virginia 0-1
Dayton 1-0	Marist 2-0	Rutgers 11-4	Virginia Tech 3-0
DePaul 4-2	Marquette 3-1	Saint Louis 4-3	VMI 1-0
Detroit 1-0	Marshall 6-0	Sam Houston State 1-0	Wake Forest 2-1
Drexel 2-0	Maryland 5-3	Samford 3-0	Washington 1-0
Duke 1-3	Massachusetts 1-0	Santa Clara 1-0	West Virginia 13-7
Duquesne 12-4	Memphis 1-0	Savannah State 1-0	Western Kentucky 2-0
East Carolina 7-0	Miami (Fla.) 0-1	Seton Hall 1-1	Wichita State 2-0
East Tennessee State 4-0	Miami (Ohio) 2-0	Siena 4-0	Winthrop 3-0
Eastern Kentucky 4-0	Michigan 1-0	SMU 7-0	Wisconsin 1-1
Eastern Michigan 2-0	Michigan State 3-1	South Carolina 14-4	Wofford 2-0
Evansville 0-1	Middle Tennessee 3-0	Southern Cal 2-0	Wright State 1-0
Fairfield 1-0	Milwaukee 1-0	South Connecticut 1-0	Xavier 2-2
Fairleigh Dickinson 1-0	Mississippi State 15-0	Southeastern Louisiana 3-0	Yale 1-0
Florida 18-8	Mississippi Valley St. 1-0	Southern Illinois 1-0	
Florida State 1-1	Missouri 10-3	Southern Miss 15-4	
Florida Tech 0-1	Monmouth 2-0	Southwest Texas St. 1-0	
Fordham 5-0	Montana State 1-0	St. Bonaventure 17-1	
Fort Wayne 1-0	Morehead State 2-0	St. John's 1-0	



INDIVIDUAL GAME RECORDS CAL ERA

MOST POINTS

Pts.	Player vs. Opponent	Date
47	Malik Monk vs. North Carolina	12/17/16
39	De'Aaron Fox vs. UCLA	3/24/17
37	Malik Monk vs. GEORGIA	1/31/17
35	Jamal Murray vs. FLORIDA	2/6/16
35	Terrence Jones vs. AUBURN	1/11/11
34	Kevin Knox at West Virginia	1/27/17
34	Malik Monk at Ole Miss	12/29/16
33	Malik Monk vs. FLORIDA	2/25/17
33	Jamal Murray at Vanderbilt	2/27/16
33	Jamal Murray vs. Ohio State	12/19/15
32	Doron Lamb vs. WINTHROP	12/22/10
30	Shai Gilgeous-Alexander vs. VANDERBILT	1/30/18
30	Tyler Ulis vs. Texas A&M	3/13/16
30	Brandon Knight vs. West Virginia	3/19/11
29	Tyler Herro vs. ARKANSAS	2/16/19
29	PJ Washington vs. Seton Hall	12/8/18
29	Shai Gilgeous-Alexander vs. Tennessee	3/11/18
29	Julius Randle vs. BELMONT	12/21/13
29	Terrence Jones vs. Oklahoma	11/22/10
29	Eric Bledsoe vs. East Tennessee State	3/18/10

SEC: 37, Malik Monk vs. GEORGIA, 1/31/17
 Postseason: 39, De'Aaron Fox vs. UCLA, 3/24/17
 SEC Tourney: 30, Tyler Ulis vs. Texas A&M, 3/13/16
 NCAA Tourney: 39, De'Aaron Fox vs. UCLA, 3/24/17
 Rupp Arena: 37, Malik Monk vs. GEORGIA, 1/31/17
 On the Road: 34, Kevin Knox at West Virginia, 1/27/17
 Neutral: 47, Malik Monk vs. North Carolina, 12/17/16
 SEC Road: 34, Malik Monk at Ole Miss, 12/29/16
 Ranked Opp.: 47, Malik Monk vs. North Carolina, 12/17/16
 Freshman: 47, Malik Monk vs. North Carolina, 12/17/16
 Sophomore: 30, Tyler Ulis vs. Texas A&M, 3/13/16
 Junior: 27, Nick Richards vs. MISSISSIPPI STATE, 2/4/20
 Senior: 25, Alex Poythress at Alabama, 1/19/16
 Opener: 26, Tyrese Maxey vs. Michigan State, 11/5/19
 SEC Opener: 34, Malik Monk at Ole Miss, 12/29/16
 **In some cases, the most recent occurrence is listed

MOST POINTS IN AN SEC GAME

Pts.	Player vs. Opponent	Date
37	Malik Monk vs. GEORGIA	1/31/17
35	Jamal Murray vs. FLORIDA	2/6/16
35	Terrence Jones vs. AUBURN	1/11/11
34	Malik Monk at Ole Miss	12/29/16
33	Malik Monk vs. FLORIDA	2/25/17
33	Jamal Murray at Vanderbilt	2/27/16
30	Shai Gilgeous-Alexander vs. VANDERBILT	1/30/18
29	Tyler Herro vs. ARKANSAS	2/26/19
28	Jamal Murray vs. TENNESSEE	2/18/16
28	Anthony Davis vs. VANDERBILT	2/25/12
27	Nick Richards vs. MISSISSIPPI STATE	2/4/20
27	Malik Monk vs. VANDERBILT	2/28/17
27	Malik Monk vs. SOUTH CAROLINA	1/21/17
27	De'Aaron Fox vs. ARKANSAS	1/7/17
27	Tyler Ulis at South Carolina	2/13/16
27	Terrence Jones at LSU	1/28/12
27	Anthony Davis vs. ARKANSAS	1/17/12
27	DeMarcus Cousins at South Carolina	1/26/10

MOST POINTS IN A HALF

Pts.	Player vs. Opponent	Date
30	Malik Monk ² vs. FLORIDA	2/25/17
27	Malik Monk ¹ vs. North Carolina	12/17/16
27	Jamal Murray ² vs. Ohio State	12/19/15
25	Nick Richards ² vs. MISSISSIPPI STATE	2/4/20
24	De'Aaron Fox ² vs. UCLA	3/24/17
24	Malik Monk ² at Ole Miss	12/29/16
23	Malik Monk ² vs. GEORGIA	1/31/17
23	Julius Randle ² vs. Michigan State	11/12/13
22	Immanuel Quickley ² vs. FLORIDA	2/22/20
22	Terrence Jones ² vs. AUBURN	1/11/11
22	Eric Bledsoe ² vs. MOREHEAD STATE	11/13/09

1 / First Half; 2 / Second Half

MOST POINTS OFF THE BENCH

Pts.	Player vs. Opponent	Date
35	Terrence Jones vs. AUBURN	1/11/11
32	Doron Lamb vs. WINTHROP	12/22/10
28	PJ Washington vs. Auburn	3/31/19
27	Malik Monk vs. VANDERBILT	2/28/17
26	Tyrese Maxey vs. Michigan State	11/5/19
26	Kyle Wiltjer at Ole Miss	1/29/13
24	Shai Gilgeous-Alexander vs. LOUISVILLE	12/29/17
24	Kyle Wiltjer vs. LOYOLA	12/22/11
24	Doron Lamb at North Carolina	12/4/10
23	Immanuel Quickley vs. MISSOURI	1/4/20
23	Wenwen Gabriel vs. Alabama	3/10/18
23	Kyle Wiltjer vs. LIPSCOMB	12/15/12

MOST 3-POINTERS MADE

3's	Player vs. Opponent	Date
8	Malik Monk vs. North Carolina	12/17/16
8	Jamal Murray vs. FLORIDA	2/6/16
8	Eric Bledsoe vs. ETSU	3/18/10

MOST FREE THROWS

Fts	Player vs. Opponent	Date
14	Immanuel Quickley vs. MISSISSIPPI STATE	2/4/20
14	Tyler Ulis at Arkansas	1/21/16
13	Nick Richards vs. MISSISSIPPI STATE	2/4/20
13	Keldon Johnson vs. TENNESSEE STATE	11/23/18
13	De'Aaron Fox vs. UCLA	3/24/17
13	Julius Randle at Ole Miss	2/18/14
13	Julius Randle vs. BELMONT	12/21/13

MOST REBOUNDS

Rebs	Player vs. Opponent	Date
19	Nick Richards vs. SOUTHERN ILLINOIS	11/9/18
19	Michael Kidd-Gilchrist vs. LOUISVILLE	12/31/11
18	PJ Washington vs. VMI	11/18/18
18	Bam Adebayo vs. Northern Kentucky	3/17/17
18	Anthony Davis vs. CHATTANOOGA	12/17/11
18	DeMarcus Cousins vs. LOUISVILLE	1/2/10
18	Patrick Patterson vs. RIDER	11/21/09
18	DeMarcus Cousins vs. SAM HOUSTON STATE	11/19/09
17	Keldon Johnson vs. AUBURN	2/23/19
17	Terrence Jones vs. Notre Dame	12/8/10
17	Terrence Jones at Washington	11/23/10
16	Wenwen Gabriel vs. AUBURN	1/14/17
16	Julius Randle vs. LSU	3/14/14
16	Julius Randle vs. UNC ASHEVILLE	11/8/13
16	Nerlens Noel vs. BAYLOR	12/1/12
16	Anthony Davis vs. Kansas	4/2/12
16	Anthony Davis vs. LITTLE ROCK	1/3/12

SEC: 17, Keldon Johnson vs. AUBURN, 2/23/19
 Postseason: 18, Bam Adebayo vs. NKU, 3/17/17
 SEC Tourney: 16, Julius Randle vs. LSU, 3/14/14
 NCAA Tourney: 18, Bam Adebayo vs. NKU, 3/17/17
 Rupp Arena: 19, Nick Richards vs. SOUTHERN ILLINOIS, 11/9/18
 On the Road: 17, Terrence Jones at Washington, 11/23/10
 SEC Road: 15, Bam Adebayo at Missouri, 2/21/17
 Ranked Opp.: 19, Michael Kidd-Gilchrist vs. LOUISVILLE, 12/31/11
 Freshman: 19, Michael Kidd-Gilchrist vs. LOUISVILLE, 12/31/11
 Sophomore: 19, Nick Richards vs. SOUTHERN ILLINOIS, 11/9/18
 Junior: 18, Patrick Patterson vs. RIDER, 11/21/09
 Senior: 14, Josh Harrrellson at Arkansas, 2/23/11
 Opener: 16, Julius Randle vs. UNC ASHEVILLE, 11/8/13
 SEC Opener: 12, Nick Richards vs. MISSOURI, 1/4/20
 **In some cases, the most recent occurrence is listed

MOST OFFENSIVE REBOUNDS

Rebs	Player vs. Opponent	Date
9	Nick Richards vs. SOUTHERN ILLINOIS	11/9/18
9	Willie Cauley-Stein vs. ARKANSAS	2/27/14
9	DeMarcus Cousins vs. OLE MISS	2/2/10
9	Patrick Patterson vs. RIDER	11/21/09
8	Bam Adebayo vs. UT MARTIN	11/25/16
8	Dakari Johnson vs. GRAND CANYON	11/14/14
8	DeMarcus Cousins vs. VANDERBILT	1/30/10
8	Patrick Patterson at Indiana	12/12/09
8	DeMarcus Cousins vs. SAM HOUSTON STATE	11/19/09

MOST DEFENSIVE REBOUNDS

Rebs	Player vs. Opponent	Date
15	Terrence Jones vs. Notre Dame	12/8/10
14	Keldon Johnson vs. AUBURN	2/23/19
14	DeMarcus Cousins vs. LOUISVILLE	1/2/10
13	Anthony Davis vs. LSU	3/9/12
13	Michael Kidd-Gilchrist vs. LOUISVILLE	12/31/11
13	Anthony Davis vs. CHATTANOOGA	12/17/11
13	Terrence Jones vs. Washington	11/23/10
13	Jarred Vanderbilt vs. MISSOURI	2/24/18
12	Bam Adebayo vs. Northern Kentucky	3/17/17
12	Karl-Anthony Towns vs. GEORGIA	2/3/15
12	Julius Randle vs. Kansas State	3/21/14
12	Anthony Davis vs. Kansas	4/2/12
12	Anthony Davis vs. Louisville	3/31/12
12	Anthony Davis vs. LITTLE ROCK	1/3/12

MOST ASSISTS

Assts.	Player vs. Opponent	Date
16	John Wall vs. HARTFORD	12/29/09
14	Tyler Ulis vs. LSU	3/5/16
14	John Wall vs. UNC Asheville	11/30/09
12	Ashton Hagans vs. UAB	11/29/19
12	Ashton Hagans vs. Tennessee	3/16/19
12	De'Aaron Fox vs. STEPHEN F. AUSTIN	11/11/16
12	Tyler Ulis at South Carolina	2/13/16
11	Ashton Hagans vs. FAIRLEIGH DICKINSON	12/7/19
11	Isaiah Briscoe at Ole Miss	12/29/16
11	De'Aaron Fox vs. CLEVELAND STATE	11/23/16
11	Tyler Ulis at Florida	3/1/16
11	Tyler Ulis at Texas A&M	2/20/16
11	Tyler Ulis vs. FLORIDA	2/6/16
11	John Wall vs. East Tennessee State	3/18/10
11	John Wall vs. RIDER	11/21/09

SEC: 14, Tyler Ulis vs. LSU, 3/5/16
 Postseason: 12, Ashton Hagans vs. Tennessee, 3/16/19
 SEC Tourney: 12, Ashton Hagans vs. Tennessee, 3/16/19
 NCAA Tourney: 12, John Wall vs. ETSU, 3/18/10
 Rupp Arena: 16, John Wall vs. HARTFORD, 12/29/09
 On the Road: 12, Tyler Ulis, at South Carolina, 2/13/16
 SEC Road: 12, Tyler Ulis, at South Carolina, 2/13/16
 Ranked Opp.: 12, Ashton Hagans vs. Tennessee, 3/16/19
 Freshman: 16, John Wall vs. HARTFORD, 12/29/09
 Sophomore: 14, Tyler Ulis vs. LSU, 3/5/16
 Junior: 9, DeAndre Liggins vs. WINTHROP, 12/22/10
 Senior: 10, Julius Mays vs. LAFAYETTE, 11/16/12
 Opener: 12, De'Aaron Fox vs. SFA, 11/11/16
 SEC Opener: 11, Isaiah Briscoe at Ole Miss, 12/29/16

MOST POINTS/REBOUNDS/ASSISTS

P/R/A	Player vs. Opponent	Date
49 (47/0/2)	Malik Monk vs. UNC	12/17/16
47 (27/17/3)	Terrence Jones vs. Notre Dame	12/8/10
46 (29/13/4)	PJ Washington vs. Seton Hall	12/8/18
46 (39/3/4)	De'Aaron Fox vs. UCLA	3/24/17
45 (29/13/3)	Terrence Jones vs. Oklahoma	11/23/10
45 (27/18/0)	DeMarcus Cousins vs. SAM HOUSTON STATE	11/19/09
44 (24/19/1)	Michael Kidd-Gilchrist vs. LOUISVILLE	12/31/11
43 (33/9/2)	Jamal Murray at Vanderbilt	2/27/16
43 (35/8/0)	Terrence Jones vs. AUBURN	1/11/11
42 (33/4/5)	Malik Monk vs. FLORIDA	2/25/17
42 (23/11/8)	Isaiah Briscoe vs. GEORGIA	1/31/17
42 (35/6/1)	Jamal Murray vs. FLORIDA	2/6/16

MOST MINUTES WITHOUT A TURNOVER

Mins.	Player vs. Opponent	Date
44	Reid Travis vs. Auburn	3/3/19
44	Darius Miller at Arkansas	2/23/11
41	Aaron Harrison vs. LSU	2/22/14
40	Tyler Ulis vs. Duke	11/17/15
40	Aaron Harrison vs. OLE MISS	1/6/15
40	Alex Poythress vs. MISSOURI	2/23/13
39	Nick Richards at Texas Tech	1/25/20
39	Nerlens Noel vs. TEXAS A&M	1/12/13
39	Ryan Harrow at Louisville	12/29/12
39	Anthony Davis vs. ALABAMA	1/21/12
39	Michael Kidd-Gilchrist vs. LOUISVILLE	12/31/11

MOST BLOCKED SHOTS

Bkls.	Player vs. Opponent	Date
12	Nerlens Noel at Ole Miss	1/29/13
9	Willie Cauley-Stein vs. BOISE STATE	12/10/13
9	Willie Cauley-Stein vs. Providence	12/1/13
8	Nerlens Noel at Alabama	1/22/13
8	Anthony Davis at South Carolina	2/4/12
8	Anthony Davis vs. ST. JOHN'S	12/1/11
7	Nick Richards vs. LAMAR	11/24/19
7	Karl-Anthony Towns vs. EAST MICHIGAN	1/20/15
7	Willie Cauley-Stein vs. VANDERBILT	11/27/13
7	Willie Cauley-Stein vs. MISSOURI	2/23/13
7	Nerlens Noel at Auburn	1/19/13
7	Nerlens Noel vs. TEXAS A&M	1/12/13
7	Nerlens Noel vs. LIPSCOMB	12/15/12
7	Nerlens Noel vs. PORTLAND	12/8/12
7	Anthony Davis vs. Western Kentucky	3/15/12
7	Anthony Davis at Vanderbilt	2/11/12
7	Anthony Davis vs. TENNESSEE	1/31/12
7	Anthony Davis vs. ARKANSAS	1/17/12
7	Anthony Davis vs. SOUTH CAROLINA	1/7/12
7	Anthony Davis vs. Kansas	11/15/11

SEC: 12, Nerlens Noel at Ole Miss, 1/29/13
 Postseason: 7, A. Davis vs. Western Kentucky, 3/15/12
 SEC Tourney: 6, Anthony Davis vs. LSU, 3/11/12
 NCAA Tourney: 7, A. Davis vs. Western Kentucky, 3/15/12
 Rupp Arena: 9, Willie Cauley-Stein vs. BOISE STATE, 12/10/13
 On the Road: 12, Nerlens Noel at Ole Miss, 1/29/13
 SEC Road: 12, Nerlens Noel at Ole Miss, 1/29/13
 Ranked Opp.: 12, Nerlens Noel at Ole Miss, 1/29/13
 Freshman: 12, Nerlens Noel at Ole Miss, 1/29/13
 Sophomore: 9, Willie Cauley-Stein vs. BOISE STATE, 12/10/13
 Junior: 7, Nick Richards vs. LAMAR, 11/24/19
 Senior: 6, Josh Harrrellson vs. PENN, 1/3/11
 Opener: 5, Anthony Davis vs. MARIST, 11/11/11
 SEC Opener: 7, Anthony Davis vs. SOUTH CAROLINA, 1/7/12
 **In some cases, the most recent occurrence is listed

MOST STEALS

Stls.	Player vs. Opponent	Date
18	Ashton Hagans vs. North Carolina	12/22/18
6	Tyler Ulis vs. OLE MISS	1/2/16
6	Willie Cauley-Stein vs. GEORGIA	1/25/14
6	Nerlens Noel vs. BAYLOR	12/1/12
6	John Wall vs. UConn	12/9/09
6	John Wall vs. UNC Asheville	11/30/09
5	Ashton Hagans vs. TEXAS A&M	1/8/19
5	Tyler Herro vs. MONMOUTH	11/28/18
5	Tyler Herro vs. NORTH DAKOTA	11/14/18
5	Shai Gilgeous-Alexander vs. Davidson	3/15/18
5	Malik Monk vs. UCLA	12/3/16
5	Aaron Harrison vs. ARKANSAS	2/28/15
5	Willie Cauley-Stein vs. Texas	12/5/14
5	DeAndre Liggins vs. TENNESSEE	2/8/11
5	Darius Miller at Portland	11/19/10

SEC: 6, Tyler Ulis vs. OLE MISS, 1/2/16
 Postseason: 5, Shai Gilgeous-Alexander vs. Davidson, 3/15/18
 SEC Tourney: 5, John Wall vs. Mississippi State, 3/14/10
 NCAA Tourney: 5, Shai Gilgeous-Alexander vs. Davidson, 3/15/18
 Rupp Arena: 6, Tyler Ulis vs. OLE MISS, 1/2/16
 On the Road: 5, Darius Miller at Portland, 11/19/10
 SEC Road: 4, Ashton Hagans at Georgia, 1/15/19
 Ranked Opp.: 8, Ashton Hagans vs. North Carolina, 12/22/18
 Freshman: 8, Ashton Hagans vs. North Carolina, 12/22/18
 Sophomore: 6, Tyler Ulis vs. OLE MISS, 1/2/16
 Junior: 5, Willie Cauley-Stein vs. TEXAS, 12/5/14
 Senior: 4, Dominique Hawkins vs. Arkansas, 3/12/17
 Opener: 4, Knox/Gilgeous-Alexander vs. UTAH VALLEY, 11/10/17
 SEC Opener: 6, Tyler Ulis vs. OLE MISS, 1/2/16
 **In some cases, the most recent occurrence is listed



TEAM GAME RECORDS CAL ERA

MOST FIELD GOALS

FGs.	Opponent	Date
46	MARIST	11/11/11
44	vs. Arizona State	11/28/16
44	AUBURN	2/21/15
42	UIC	11/26/17
42	LIU BROOKLYN	11/23/12
41	UT MARTIN	11/25/16
41	HARTFORD	12/29/09
40	vs. North Carolina	12/17/16
40	LAFAYETTE	11/16/12
38	CLEVELAND STATE	11/23/16
38	LSU	3/5/16
38	vs. Wake Forest	3/20/10

6	at Alabama	1/22/13
6	vs. Princeton	3/17/11

MOST FREE-THROW ATTEMPTS

FTs.	Opponent	Date
48	UNC ASHEVILLE	11/8/13
46	ILLINOIS STATE	11/30/15
44	vs. Baylor	3/25/12
44	INDIANA	12/11/10
43	at North Carolina	12/14/13
43	LOUISVILLE	12/31/11
42	at South Carolina	3/1/14
41	vs. TENNESSEE STATE	11/23/18
41	vs. LSU	3/14/14
41	MOREHEAD STATE	11/21/12

FEWEST FREE-THROW ATTEMPTS

FTs.	Opponent	Date
6	VANDERBILT	1/23/16
10	FLORIDA	2/22/20
10	vs. Georgia	3/9/18
10	vs. Wisconsin	4/4/15
11	at Georgia	1/15/19
11	at Louisville	12/29/18
11	at LSU	2/10/15
11	vs. Michigan	3/30/14
11	MISSISSIPPI STATE	2/27/13
11	at Florida	2/12/13
11	at Alabama	1/22/13
11	at Florida	3/4/12
11	GEORGIA	3/1/12
11	FLORIDA	2/7/12
11	vs. Princeton	3/17/11

MOST 3-POINTERS

3s.	Opponent	Date
15	GEORGIA	3/1/12
15	vs. ETSU	3/18/10
14	HARTFORD	12/29/09
13	TEXAS A&M	1/3/17
13	vs. Alabama	3/11/16
13	ETSU	11/12/10
12	UTAH	12/15/18
12	FLORIDA	2/6/16
12	vs. UCLA	12/20/14
12	CHATTANOOGA	12/17/11
12	vs. North Carolina	3/27/11
12	WINTHROP	12/22/10
12	VANDERBILT	1/30/10

FEWEST 3-POINTERS

3s.	Opponent	Date
0	vs. Davidson	3/15/18
1	MISSISSIPPI STATE	2/4/20
1	GEORGIA	1/21/20
1	UTAH VALLEY	11/18/19
1	at South Carolina	1/16/18
1	at Vanderbilt	1/10/17
1	Texas	12/5/14
1	LSU	2/22/14
1	vs. LSU	3/9/12
1	Tennessee	1/31/12
1	vs. Alabama	3/12/10

MOST 3-POINT ATTEMPTS

3s.	Opponent	Date
33	CHATTANOOGA	12/17/11
33	vs. ETSU	3/18/10
33	ARKANSAS	1/23/10
32	vs. West Virginia	3/27/10
28	vs. Arizona State	11/28/16
28	at Texas A&M	1/10/15
28	ALABAMA	3/4/14
28	vs. Vanderbilt	3/11/12
28	HARTFORD	12/29/09
27	GEORGIA	3/1/12
27	vs. UConn	4/2/11

FEWEST FIELD GOALS

FGs.	Opponent	Date
14	at Tennessee	3/2/19
14	at South Carolina	3/1/14
16	vs. Kansas State	3/22/18
16	ALABAMA	3/4/14
17	GEORGIA	12/31/17
17	LOUISVILLE	12/31/11
17	at Auburn	2/12/14
18	vs. LSU	3/9/12
18	vs. Vanderbilt	3/15/13
18	vs. Florida	3/16/14
18	vs. UConn	4/7/14
18	at Texas A&M	1/10/15
18	at South Carolina	1/24/15

MOST FIELD-GOAL ATTEMPTS

FGs.	Opponent	Date
84	vs. Arizona State	11/28/16
80	UCLA	12/3/16
77	ARKANSAS	1/23/10
76	ARKANSAS	2/27/14
75	MARIST	11/11/11
74	at Ole Miss	12/29/16
74	vs. North Carolina	12/17/16
74	UT MARTIN	11/25/16

FEWEST FIELD-GOAL ATTEMPTS

FGs.	Opponent	Date
39	at South Carolina	1/24/15
40	at Robert Morris	3/19/13
41	ALABAMA	1/31/15
41	TENNESSEE	1/31/12
42	ARKANSAS	2/26/19
42	at Missouri	2/19/19
42	vs. Kansas State	3/22/18
42	vs. Alabama	3/10/18
42	FLORIDA	2/15/14
42	vs. Providence	12/13/13
42	vs. LSU	3/9/12
42	vs. Cleveland State	11/24/09

MOST FREE THROWS

FTs.	Opponent	Date
35	vs. Indiana	3/23/12
33	at South Carolina	3/1/14
32	LOUISVILLE	12/31/11
31	MISSISSIPPI STATE	2/4/20
31	UTAH VALLEY	11/18/19
31	MOREHEAD STATE	11/21/12
31	INDIANA	12/11/10
30	vs. Auburn	3/14/15
30	UNC ASHEVILLE	11/8/13
30	vs. Baylor	3/25/12

FEWEST FREE THROWS

FTs.	Opponent	Date
3	ETSU	11/17/17
4	vs. UConn	4/2/11
4	VANDERBILT	1/23/16
5	vs. Georgia	3/9/18
6	vs. Michigan	3/30/14
6	at Florida	2/12/13

FEWEST 3-POINT ATTEMPTS

3s.	Opponent	Date
5	vs. Wisconsin	4/4/15
5	vs. Wisconsin	4/5/14
5	at Tennessee	1/14/12
6	vs. Davidson	3/15/18
6	FLORIDA	3/7/15
6	Vanderbilt	1/20/15
7	FLORIDA	3/10/19
7	at Missouri	1/29/15
7	PROVIDENCE	11/30/14
7	vs. Louisville	3/31/12
7	at Indiana	12/10/11

MOST REBOUNDS

Rebs.	Opponent	Date
59	vs. Arizona State	11/28/16
59	ARKANSAS	1/23/10
57	LOUISVILLE	12/31/11
56	ROBERT MORRIS	11/17/13
54	EASTERN KENTUCKY	11/8/19
54	NJIT	11/14/15

FEWEST REBOUNDS

Rebs.	Opponent	Date
21	ALABAMA	1/31/15
21	at Tennessee	2/16/13
22	vs. Wisconsin	4/4/15
23	UTAH	12/15/18
24	GEORGIA	2/3/15
24	NORTH CAROLINA	12/13/14
24	TENNESSEE	1/18/14
25	vs. Ohio State	12/21/19
25	vs. Baylor	12/6/13
25	at Robert Morris	3/19/13

MOST OFFENSIVE REBOUNDS

Rebs.	Opponent	Date
26	ARKANSAS	2/27/14
24	GRAND CANYON	11/14/14
24	vs. West Virginia	3/27/10
22	NJIT	11/14/15
22	at Auburn	2/2/14
22	ARKANSAS	1/23/10
21	SOUTH CAROLINA	2/5/19
21	at West Virginia	1/27/18
21	VALPARAISO	12/7/16
21	COLUMBIA	12/10/14
21	at South Carolina	3/1/14
21	BAYLOR	12/1/12
21	at Indiana	12/12/09

FEWEST OFFENSIVE REBOUNDS

Rebs.	Opponent	Date
1	vs. Alabama	3/10/18
3	at South Carolina	1/24/14
4	at Ole Miss	3/5/19
5	vs. Michigan State	11/5/19
5	GEORGIA	2/3/15
5	ALABAMA	1/31/15
5	MISSISSIPPI STATE	2/15/11
5	GEORGIA	1/29/11

MOST DEFENSIVE REBOUNDS

Rebs.	Opponent	Date
42	EASTERN KENTUCKY	11/8/19
39	vs. Arizona State	11/28/16
39	ROBERT MORRIS	11/17/13
39	EASTERN MICHIGAN	1/2/13
38	TROY	11/20/17
38	vs. Hampton	3/19/15
38	EASTERN KENTUCKY	12/7/14
38	vs. Cleveland State	11/24/09
37	at Texas A&M	1/10/15
37	LOUISVILLE	12/31/11
37	ARKANSAS	1/23/10

FEWEST DEFENSIVE REBOUNDS

Rebs.	Opponent	Date
9	at Tennessee	2/16/13
13	NORTH CAROLINA	12/13/14
15	vs. Baylor	12/6/13
15	at Alabama	1/18/11
16	vs. Ohio State	12/21/19
16	UTAH	12/15/18
16	vs. Wisconsin	4/4/15
16	ALABAMA	1/31/15
16	TEXAS A&M	1/12/13
16	at Auburn	1/11/12
16	vs. UConn	11/24/10

MOST ASSISTS

Assts.	Opponent	Date
33	vs. Arizona State	11/28/16
30	HARTFORD	12/29/09
28	LIU BROOKLYN	11/23/12
28	vs. UNC Asheville	11/30/09
25	CLEVELAND STATE	11/23/16
25	AUBURN	2/21/15
25	vs. UCLA	12/20/14
24	vs. North Carolina	12/22/18
24	at Ole Miss	12/29/16
24	UT MARTIN	11/25/16
24	BOSTON	11/21/14
24	MARIST	11/11/11
24	vs. ETSU	3/18/10

FEWEST ASSISTS

Assts.	Opponent	Date
5	LSU	2/22/14
6	EVANSVILLE	11/12/19
6	vs. Kansas State	3/22/18
6	at Florida	3/3/18
6	VANDERBILT	3/1/11

MOST TURNOVERS

TOs.	Opponent	Date
24	MOREHEAD STATE	11/13/09
23	SAM HOUSTON STATE	11/19/09
22	ETSU	11/17/17
21	LOUISVILLE	12/31/11
21	vs. Old Dominion	11/20/11
21	NORTH CAROLINA	12/5/09
20	at Texas Tech	1/25/20
20	EASTERN MICHIGAN	11/27/13
20	ALBANY	11/13/15
20	vs. Cleveland State	11/24/09

FEWEST TURNOVERS

TOs.	Opponent	Date
3	at Georgia	3/3/15
3	at South Carolina	2/4/12
4	ALABAMA	2/23/16
4	COLUMBIA	12/10/14
4	vs. Wisconsin	4/5/14
4	PORTLAND	11/26/11
5	vs. Georgia	3/9/18
5	vs. Georgia	3/12/16
5	at Vanderbilt	2/27/16
5	ALABAMA	1/31/15

MOST BLOCKS

Blks.	Opponent	Date
18	ST. JOHN'S	12/1/11
15	vs. Stony Brook	3/17/16
14	at Georgia	3/3/10
13	vs. LAMAR	11/24/19
13	vs. UCLA	12/20/14
13	at Ole Miss	1/29/13
13	ARKANSAS	1/17/12
13	vs. Kansas	11/15/11
13	MARIST	11/11/11



TEAM GAME RECORDS CAL ERA

FEWEST BLOCKS

Blks.	Opponent	Date
1	vs. Wofford	3/23/19
1	vs. Abilene Christian	3/21/19
1	LSU	2/12/19
1	SOUTH CAROLINA	2/5/19
1	at Alabama	1/5/19
1	vs. Georgia	3/9/18
1	at Vanderbilt	1/10/17
1	vs. Alabama	3/11/16
1	at LSU	1/5/16
1	WRIGHT STATE	11/20/15
1	ALABAMA	1/31/15
1	at Missouri	1/29/15
1	vs. Wisconsin	4/5/14
1	at Florida	3/8/14

MOST STEALS

Stls.	Opponent	Date
15	LAFAYETTE	11/16/12
13	OLE MISS	1/2/16
13	vs. UConn	12/9/09
12	vs. North Carolina	12/22/18
12	NORTH DAKOTA	11/14/18
12	STEPHEN F. AUSTIN	11/11/16
12	BOSTON	11/24/15
12	NORTH CAROLINA	12/13/14
12	PROVIDENCE	11/30/14
12	LIPSCOMB	12/15/12
12	PORTLAND	11/26/11
12	vs. Cornell	3/25/10
12	GEORGIA	1/9/10
12	vs. UNC Asheville	11/30/09

FEWEST STEALS

Stls.	Opponent	Date
0	at Auburn	2/1/20
0	vs. Baylor	12/6/13
1	vs. Duke	11/7/18
1	at West Virginia	1/27/18
1	vs. Michigan State	11/12/13
1	at Robert Morris	3/19/13
1	vs. West Virginia	3/19/11
1	FLORIDA	2/26/11

MOST PERSONAL FOULS

Fls.	Opponent	Date
33	at Kansas	1/30/16
32	at South Carolina	1/16/18
31	at Arkansas	1/14/14
31	at North Carolina	12/14/13
29	at Auburn	2/1/20
29	at Missouri	2/3/18
29	at South Carolina	3/1/14
28	VANDERBILT	1/30/10

FEWEST PERSONAL FOULS

Fls.	Opponent	Date
7	HARTFORD	12/29/09
8	MONTANA STATE	11/23/14
8	LAFAYETTE	11/16/12
8	vs. Florida	3/10/12
8	vs. Princeton	3/17/11
8	WINTHROP	12/22/10
8	DREXEL	12/21/09
8	vs. UNC Asheville	11/30/09

HIGHEST FIELD-GOAL %

Pct.	Opponent	Date
.677	LIU BROOKLYN	11/23/12
.667	UIC	11/26/17
.647	AUBURN	2/21/15
.645	LAFAYETTE	11/16/12
.643	vs. Alabama	3/10/18
.643	vs. Providence	12/1/13
.614	SOUTH CAROLINA	2/5/13

.613	MARIST	11/11/11
.603	vs. Wake Forest	3/20/10
.603	HARTFORD	12/29/09

LOWEST FIELD-GOAL %

Pct.	Opponent	Date
.269	at South Carolina	3/1/14
.281	at Texas A&M	1/10/15
.296	BAYLOR	12/1/12
.298	LOUISVILLE	12/31/11
.309	at Auburn	2/12/14
.313	at Missouri	2/3/18
.318	at Tennessee	3/2/19
.315	GEORGIA	12/31/17
.327	ALABAMA	3/4/14
.339	vs. UConn	4/2/11

HIGHEST FREE-THROW %

Pct.	Opponent	Date
1.000	FLORIDA	2/22/20
1.000	FLORIDA	2/7/12
1.000	AUSTIN PEAY	12/19/09
.958	TENNESSEE	1/18/14
.955	at Florida	2/7/15
.946	vs. Indiana	3/23/12
.923	at Mississippi State	2/25/15
.913	TEXAS A&M	1/8/19
.912	UTAH VALLEY	11/18/19
.900	MISSOURI	1/4/20
.900	vs. Wisconsin	4/4/15
.900	at Ole Miss	2/18/14

min 10 attempts

LOWEST FREE-THROW %

Pct.	Opponent	Date
.200	ETSU	11/17/17
.333	vs. UConn	4/2/11
.391	ETSU	11/12/10
.412	vs. Wake Forest	3/20/10
.435	at Vanderbilt	2/27/16
.471	at Texas A&M	2/10/18
.471	PROVIDENCE	11/30/14
.478	at Louisville	12/29/12

min 10 attempts

HIGHEST 3-POINT %

Pct.	Opponent	Date
.700	at Florida	3/1/16
.692	DREXEL	12/21/09
.667	vs. Alabama	3/10/18
.667	AUSTIN PEAY	12/19/09
.636	vs. Michigan	3/30/14
.625	MISSOURI	2/24/18
.625	BOSTON	11/30/10
.600	ALABAMA	1/11/20
.600	FLORIDA	2/6/16
.600	FLORIDA	2/7/12

min 10 attempts

LOWEST 3-POINT %

Pct.	Opponent	Date
.000	vs. Davidson	3/15/18
.077	vs. Alabama	3/12/10
.083	UTAH VALLEY	11/18/19
.083	TEXAS	12/5/14
.091	OLE MISS	2/15/20
.091	at South Carolina	1/16/18
.091	at Tennessee	2/27/10
.100	MISSISSIPPI STATE	2/4/20
.100	at Missouri	2/3/18
.100	TENNESSEE	1/31/12

min 10 attempts

HIGHEST REBOUND MARGIN

Margin	Opponent	Date
+31	NJIT	11/14/15

+30	NORTH DAKOTA	11/14/18
+30	GRAND CANYON	11/14/14
+29	EASTERN KENTUCKY	11/8/19
+29	SOUTHERN ILLINOIS	11/9/18
+28	NKU	11/10/13
+27	vs. Abilene Christian	3/21/19
+27	vs. Little Rock	1/3/12
+26	vs. Arizona State	11/28/16
+26	LOUISVILLE	12/31/11

LOWEST REBOUND MARGIN

Margin	Opponent	Date
-25	at Florida	2/4/17
-18	at Tennessee	2/16/13
-16	vs. Baylor	12/6/13
-16	vs. Maryland	11/9/12
-15	TENNESSEE	1/18/14
-14	at Auburn	2/1/20
-14	at LSU	1/5/16
-12	at LSU	2/18/20
-12	vs. Wisconsin	4/4/15
-12	GEORGIA	2/3/15
-12	at South Carolina	1/24/14
-12	vs. Alabama	3/12/10

VICTORY MARGINS

Margin (Score)	Opponent	Date
+58 (86-28)	MONTANA STATE	11/13/14
+52 (101-49)	LAFAYETTE	11/16/12
+50 (108-58)	MARIST	11/11/11
+49 (86-37)	MISSOURI	1/13/15
+48 (92-44)	UT ARLINGTON	11/25/14
+48 (88-40)	RADFORD	11/23/11
+46 (90-44)	MONMOUTH	11/28/18
+46 (115-69)	vs. Arizona State	11/28/16
+44 (88-44)	DREXEL	12/21/09
+43 (104-61)	HARTFORD	12/29/09

VICTORY MARGIN IN RUPP ARENA

Margin (Score)	Opponent	Date
+58 (86-28)	MONTANA STATE	11/13/14
+52 (101-49)	LAFAYETTE	11/16/12
+50 (108-58)	MARIST	11/11/11
+49 (86-37)	MISSOURI	1/13/15
+48 (92-44)	UT ARLINGTON	11/25/14
+48 (88-40)	RADFORD	11/23/11
+46 (90-44)	MONMOUTH	11/28/18
+44 (88-44)	DREXEL	12/21/09
+43 (104-61)	HARTFORD	12/29/09
+42 (91-49)	EASTERN KENTUCKY	11/8/19
+42 (100-58)	TEXAS A&M	1/3/17

VICTORY MARGIN IN SEC PLAY

Margin (Score)	Opponent	Date
+49 (86-37)	MISSOURI	1/13/15
+42 (100-58)	TEXAS A&M	1/3/17
+38 (82-44)	LSU	1/15/11
+35 (87-52)	at Vanderbilt	1/29/19
+35 (110-75)	AUBURN	2/21/15
+34 (82-48)	GEORGIA	2/9/16
+34 (88-54)	MISSOURI	1/27/16
+34 (77-43)	SOUTH CAROLINA	2/14/15
+34 (86-52)	at South Carolina	2/4/12
+31 (90-59)	SOUTH CAROLINA	2/19/11
+31 (101-70)	ARKANSAS	1/23/10

VICTORY MARGIN ON THE ROAD

Margin (Score)	Opponent	Date
+35 (87-52)	at Vanderbilt	1/29/19
+34 (86-52)	at South Carolina	2/4/12
+31 (79-48)	at Portland	11/19/10
+27 (89-62)	at South Carolina	2/13/16
+26 (81-55)	at LSU	2/6/10
+24 (74-50)	at LSU	1/28/12
+23 (99-76)	at Ole Miss	12/29/16
+22 (70-48)	at Alabama	1/17/15

+22 (75-53)	at Auburn	1/19/13
+20 (69-49)	at Georgia	1/15/19

VICTORY MARGIN AT A NEUTRAL SITE

Margin (Score)	Opponent	Date
+46 (115-69)	vs. Arizona State	11/28/16
+39 (78-39)	vs. West Virginia	3/26/15
+39 (83-44)	vs. UCLA	12/20/14
+38 (85-47)	vs. Penn State	11/19/11
+35 (79-44)	vs. Abilene Christian	3/21/19
+32 (72-40)	vs. Kansas	11/18/14
+30 (90-60)	vs. Wake Forest	3/20/10
+29 (100-71)	vs. ETSU	3/18/10
+29 (74-45)	vs. Tennessee	3/13/10
+28 (85-57)	vs. Stony Brook	3/17/16
+26 (85-59)	vs. Alabama	3/11/16

VICTORY MARGIN ON THE ROAD IN THE SEC

Margin (Score)	Opponent	Date
+35 (87-52)	at Vanderbilt	1/29/19
+34 (86-52)	at South Carolina	2/4/12
+27 (89-62)	at South Carolina	2/13/16
+26 (81-55)	at LSU	2/6/10
+24 (74-50)	at LSU	1/28/12
+23 (99-76)	at Ole Miss	12/29/16
+22 (70-48)	at Alabama	1/17/15
+22 (75-53)	at Auburn	1/19/13
+20 (69-49)	at Georgia	1/15/19
+18 (74-56)	at Mississippi State	2/25/15
+18 (66-48)	at Tennessee	2/17/15

VICTORY MARGIN IN THE SEC TOURNAMENT


Margin (Score)	Opponent	Date
+29 (74-45)	vs. Tennessee	3/13/10
+26 (85-59)	vs. Alabama	3/11/16
+24 (91-67)	vs. Auburn	3/14/15
+23 (86-63)	vs. Alabama	3/10/18
+18 (73-55)	vs. Alabama	3/15/19
+18 (85-67)	vs. LSU	3/14/14
+17 (82-65)	vs. Arkansas	3/12/17
+16 (70-54)	vs. Florida	3/13/11
+15 (78-63)	vs. Arkansas	3/15/15
+15 (64-49)	vs. Florida	3/13/15

VICTORY MARGIN IN THE NCAA TOURNAMENT

Margin (Score)	Opponent	Date
+39 (78-39)	vs. West Virginia	3/26/15
+35 (79-44)	vs. Abilene Christian	3/21/19
+30 (90-60)	vs. Wake Forest	3/20/10
+29 (100-71)	vs. ETSU	3/18/10
+28 (85-57)	vs. Stony Brook	3/17/16
+23 (79-56)	vs. Hampton	3/19/15
+20 (95-75)	vs. Buffalo	3/17/18
+17 (62-45)	vs. Cornell	3/25/10
+16 (87-71)	vs. Iowa State	3/17/12
+15 (81-66)	vs. Western Kentucky	3/15/12
+13 (64-51)	vs. Cincinnati	3/21/15



KENTUCKY X NBA




BAM ADEBAYO
MIAMI HEAT
 DRAFTED: 2017 / Rd 1, Pk 14 (Miami)
2019-20 NBA STATS

PPG	RPG	BPG	APG
16.0	10.4	1.2	5.0

CAREER

PPG	RPG	APG
10.2	7.5	2.7

NBA NOTES Won the 2020 All-Star Skills Challenge and made first All-Star appearance




ERIC BLEDSOE
MILWAUKEE BUCKS
 DRAFTED: 2010 / Rd 1, Pk 18 (OKC)
2019-20 NBA STATS

PPG	APG	RPG	SPG
15.7	5.4	4.7	0.9

CAREER

PPG	APG	SPG
14.2	4.8	1.4

NBA NOTES Eight games of 25 points or more for the Bucks, who own the best record in the NBA




DEVIN BOOKER
PHOENIX SUNS
 DRAFTED: 2015 / Rd 1, Pk 13 (Phoenix)
2019-20 NBA STATS

PPG	RPG	APG	FG%
26.4	4.2	6.3	49.4

CAREER

PPG	APG	FG%
22.2	4.6	44.7

NBA NOTES Selected for his first All-Star Game, finished second in 3-Point Contest



WILLIE CAULEY-STEIN
DALLAS MAVERICKS
 DRAFTED: 2015 / Rd 1, Pk 6 (Sacramento)
2019-20 NBA STATS

PPG	RPG	BPG	FG%
7.5	5.9	1.2	57.4

CAREER

PPG	RPG	FG%
9.7	6.3	53.8

NBA NOTES Traded from Golden State to Dallas on Jan. 24




ANTHONY DAVIS
LOS ANGELES LAKERS
 DRAFTED: 2012 / Rd 1, Pk 1 (New Orleans)
2019-20 NBA STATS

PPG	RPG	BPG	PER
26.8	9.4	2.5	28.38

CAREER

PPG	RPG	BPG
24.0	10.4	2.4

NBA NOTES Selected for his seventh career NBA All-Star Game and hit game-winning free throw



WENYEN GABRIEL
PORTLAND TRAIL BLAZERS
 2018 / Undrafted, Signed by Sacramento
2019-20 NBA STATS

PPG	RPG	FG%	MPG
1.9	1.3	38.2	7.3

CAREER

PPG	RPG	MPG
1.8	1.3	7.3

NBA NOTES Scored a career-high 12 points against New Orleans on Feb. 11.

29 Players on a 2019-20 NBA opening-day roster, five more than the next-closest school (Duke)

49 Total players have earned selection in the NBA Draft during John Calipari's career at Kentucky, Memphis and UMass


38 Players during Calipari's 10 seasons at UK have been selected in the NBA Draft, the most of any coach in that time period

29 First-round selections during Calipari's tenure at Kentucky, including 21 lottery selections

3 Wildcats have been selected No. 1 overall in the Calipari era at UK (John Wall, Anthony Davis and Karl-Anthony Towns)

7 Over the last 10 years, there are 22 lottery picks who have earned max contracts in the NBA. Seven of them went to Kentucky

2.26 Billion dollars Calipari's all-time players have earned in NBA contracts alone, including \$1.9 billion at Kentucky




DEMARCUS COUSINS
LOS ANGELES LAKERS
 DRAFTED: 2010 / Rd 1, Pk 5 (Sacramento)
2019-20 NBA STATS

PPG	RPG	BPG	SPG
N/A	N/A	N/A	N/A

CAREER

PPG	RPG	SPG
21.2	10.9	1.4

NBA NOTES Expected to miss most, if not all, of 2019-20 season; released by Lakers on Feb. 23



HAMIDOU DIALLO
OKLAHOMA CITY THUNDER
 DRAFTED: 2018 / Rd 2, Pk 45 (Brooklyn)
2019-20 NBA STATS

PPG	RPG	SPG	FG%
6.4	3.3	0.8	45.5

CAREER

PPG	RPG	FG%
4.8	2.5	45.5

NBA NOTES Second double-double of the season with 10 points, 10 boards vs. Minnesota (Jan. 25)



DE'AARON FOX
SACRAMENTO KINGS
 DRAFT: 2017 / Rd 1, Pk 5 (Sacramento)
2019-20 NBA STATS

PPG	RPG	APG	SPG
19.9	4.1	6.9	1.4

CAREER

PPG	RPG	APG
15.6	3.5	6.1

NBA NOTES Career-high 34 points on Jan. 30; scored in double figures in 21 straight games




SHAI GILGEOUS-ALEXANDER
OKLAHOMA CITY THUNDER
 DRAFT: 2018 / Rd 1, Pk 11 (Charlotte)
2019-20 NBA STATS

PPG	RPG	APG	SPG
19.4	6.2	3.3	1.1

CAREER

PPG	RPG	APG
14.3	4.2	3.3

NBA NOTES On Jan. 13, became the youngest player in NBA history to record a 20-rebound triple-double



TYLER HERRO
MIAMI HEAT
 DRAFT: 2019 / Rd 1, Pk 13 (Miami)
2019-20 NBA STATS

PPG	RPG	APG	FG%
13.1	4.0	2.0	41.4

CAREER

PPG	RPG	APG
13.1	4.0	2.0

NBA NOTES Selected for Rising Stars Challenge; has not played since Feb. 3 with a foot injury

NBA LEADERS

Stats are through games on Feb. 23. Top 20 is the cutoff.

Points Per Game

1. James Harden (Rockets) - 35.2
9. Anthony Davis (Lakers) - 26.8
10. Devin Booker (Suns) - 26.4

Rebounds Per Game

1. Andre Drummond (Cavaliers) - 15.5
9. Bam Adebayo (Heat) - 10.6
13. Julius Randle (Knicks) - 9.6
18. Anthony Davis (Lakers) - 9.4

Assists Per Game

1. LeBron James (Lakers) - 10.7
19. Devin Booker (Suns) - 6.3

Blocks Per Game

1. Hassan Whiteside (Trailblazers) - 3.1
3. Anthony Davis (Lakers) - 2.5
11. Nerlens Noel (Thunder) - 1.5
19. Bam Adebayo (Heat) - 1.2

Field-Goal Percentage

1. Rudy Gobert (Jazz) - .688
9. Bam Adebayo (Heat) - .578

Free-Throw Percentage

1. Devin Booker (Suns) - .922
13. Jamal Murray (Nuggets) - .892

Minutes Per Game

1. Damian Lillard (Blazers) - 37.0
5. Devin Booker (Suns) - 35.9
10. Shai Gilgeous-Alexander (Thunder) - 35.5
17. Anthony Davis (Lakers) - 34.7

Double-Doubles

1. Two players tied with 45
78. Bam Adebayo (Heat) - 32
116. Anthony Davis (Lakers) - 23
115. Karl-Anthony Towns (Timberwolves) - 24
117. Julius Randle (Knicks) - 23

Triple-Doubles

1. Two players tied with 12
78. Bam Adebayo (Heat) - 3
115. Shai Gilgeous-Alexander (Thunder) - 1

Player Efficiency Rating

1. Giannis Antetokounmpo (Bucks) - 32.56
4. Anthony Davis (Lakers) - 28.38
16. Nerlens Noel (Thunder) - 22.62
18. Enes Kanter (Celtics) - 22.46



KENTUCKY X NBA




KELDON JOHNSON
SAN ANTONIO SPURS
 DRAFT: 2019 / Rd 1, Pk 29 (San Antonio)
2019-20 NBA STATS

PPG	RPG	FG%	MPG
2.6	0.8	40.0	5.0

CAREER	PPG	RPG	MPG
	2.6	0.8	5.0

NBA NOTES Had a career-high nine points and three rebounds against OKC on Feb. 23




ENES KANTER
BOSTON CELTICS
 DRAFT: 2011 / Rd 1, Pk 3 (Utah)
2019-20 NBA STATS

PPG	RPG	APG	FG%
8.8	8.0	1.0	57.7

CAREER	PPG	RPG	FG%
	11.7	7.6	54.2

NBA NOTES As of Feb. 23, ranked in the top 20 of the league in player-efficiency rating



MICHAEL KIDD-GILCHRIST
DALLAS MAVERICKS
 DRAFT: 2012 / Rd 1, Pk 2 (Charlotte)
2019-20 NBA STATS

PPG	RPG	APG	FT%
3.4	2.6	0.7	77.8

CAREER	PPG	RPG	APG
	8.6	5.5	1.2

NBA NOTES Contract was picked up by Dallas on Feb. 10, ending his eight-year tenure with Charlotte



BRANDON KNIGHT
DETROIT PISTONS
 DRAFT: 2011 / Rd 1, Pk 8 (Detroit)
2019-20 NBA STATS

PPG	RPG	APG	MPG
5.1	1.2	1.9	15.1

CAREER	PPG	RPG	APG
	14.1	3.1	3.9

NBA NOTES Had 15 points in 20 minutes against Portland on Feb. 23.




KEVIN KNOX II
NEW YORK KNICKS
 DRAFT: 2018 / Rd 1, Pk 9 (New York)
2019-20 NBA STATS

PPG	RPG	APG	MPG
6.7	2.8	1.0	18.3

CAREER	PPG	RPG	APG
	10.2	3.8	1.0

NBA NOTES Had 17 points on 6-of-8 shooting in a win over Miami on Jan. 12




SKAL LABISSIÈRE
ATLANTA HAWKS
 DRAFT: 2016 / Rd 1, Pk 28 (Phoenix)
2019-20 NBA STATS

PPG	RPG	APG	FG%
5.8	5.1	1.3	58.1

CAREER	PPG	RPG	FG%
	7.2	4.5	49.2

NBA NOTES Traded from Portland to Atlanta at the Feb. 6 deadline



Trey LYLES
SAN ANTONIO SPURS
 DRAFT: 2015 / Rd 1, Pk 12 (Utah)
2019-20 NBA STATS

PPG	RPG	APG	FG%
5.5	5.6	1.0	44.0

CAREER	PPG	RPG	FG%
	7.3	4.2	43.1

NBA NOTES Season-best 17 points with a trio of 3-pointers against Memphis on Dec. 23



DARIUS MILLER
NEW ORLEANS PELICANS
 DRAFT: 2012 / Rd 2, Pk 46 (New Orleans)
2019-20 NBA STATS

PPG	RPG	APG	FG%
N/A	N/A	N/A	N/A

CAREER	PPG	APG	FT%
	6.0	1.4	83.0

NBA NOTES Out for season after injuring right Achilles




MALIK MONK
CHARLOTTE HORNETS
 DRAFT: 2017 / Rd 1, Pk 11 (Charlotte)
2019-20 NBA STATS

PPG	RPG	APG	FG%
10.3	2.9	2.1	43.8

CAREER	PPG	RPG	APG
	8.6	1.9	1.7

NBA NOTES Scored in double figures in 11 of the last 12 games, including career-high 31 on 1/24




JAMAL MURRAY
DENVER NUGGETS
 DRAFT: 2016 / Rd 1, Pk 7 (Denver)
2019-20 NBA STATS

PPG	RPG	APG	SPG
18.9	3.9	4.8	1.2

CAREER	PPG	APG	RPG
	15.5	3.6	3.6

NBA NOTES Scored a season-high-tying 39 points on 13-of-19 shooting vs. Washington on Jan. 4




NERLENS NOEL
OKLAHOMA CITY THUNDER
 DRAFT: 2013 / Rd 1, Pk 6 (New Orleans)
2019-20 NBA STATS

PPG	RPG	BPG	FG%
7.9	5.0	1.5	68.0

CAREER	PPG	BPG	RPG
	8.1	1.4	6.3

NBA NOTES Ranks among the top 20 in the NBA in player efficiency and blocks per game




PATRICK PATTERSON
LOS ANGELES CLIPPERS
 DRAFT: 2010 / Rd 1, Pk 14 (Houston)
2019-20 NBA STATS

PPG	RPG	APG	FG%
4.8	2.5	0.6	39.9

CAREER	PPG	RPG	APG
	6.8	4.0	1.0

NBA NOTES Hit a career-high six 3-pointers against Golden State on Oct. 24



JULIUS RANDLE
NEW YORK KNICKS
 DRAFT: 2014 / Rd 1, Pk 7 (LA Lakers)
2019-20 NBA STATS

PPG	RPG	APG	FG%
19.1	9.6	3.2	45.3

CAREER	PPG	RPG	APG
	15.9	9.0	2.8

NBA NOTES Scored in double figures in all but four games this season



RAJON RONDO
LOS ANGELES LAKERS
 DRAFTED: 2006 / Rd 1, Pk 21 (Phoenix)
2019-20 NBA STATS

PPG	RPG	APG	SPG
7.6	3.3	5.3	0.9

CAREER	PPG	RPG	APG
	10.3	4.8	8.3

NBA NOTES Four-time NBA All-Star in his 14th season in the NBA; season-high 23 points on Feb. 10



KARL-ANTHONY TOWNS
MINNESOTA TIMBERWOLVES
 DRAFTED: 2015 / Rd 1, Pk 1 (Minnesota)
2019-20 NBA STATS

PPG	RPG	APG	PER
26.5	10.8	4.4	26.81

CAREER	PPG	RPG	FG%
	22.7	11.8	53.4

NBA NOTES Currently out with a wrist injury and expected to miss two weeks



JARRED VANDERBILT
MINNESOTA TIMBERWOLVES
 DRAFT: 2018 / Rd 2, Pk 41 (Orlando)
2019-20 NBA STATS

PPG	RPG	APG	MPG
1.1	0.8	0.2	4.2

CAREER	PPG	RPG	MPG
	1.3	1.1	4.1

NBA NOTES Traded from Denver to Minnesota in a four-team deal on Feb. 4



JOHN WALL
WASHINGTON WIZARDS
 DRAFT: 2010 / Rd 1, Pk 1 (Washington)
2019-20 NBA STATS

PPG	RPG	APG	SPG
N/A	N/A	N/A	N/A

CAREER	PPG	APG	RPG
	19.0	9.2	4.3

NBA NOTES Franchise leader in career assists and steals; out for 2019-20 with an Achilles injury



PJ WASHINGTON
CHARLOTTE HORNETS
 DRAFT: 2019 / Rd 1, Pk 12 (Charlotte)
2019-20 NBA STATS

PPG	RPG	APG	3FG%
11.9	5.5	2.1	48.3

CAREER	PPG	RPG	3FG%
	11.9	5.5	48.3

NBA NOTES Rookie record seven 3s in NBA debut; chosen for Rising Stars Challenge





ASHTON HAGANS

Sophomore | Guard | 6-3 | 198 lbs | Cartersville, Ga. | Newton

[@H23Ash](#) | [@ashton.hagans](#)


2019-20 SEASON/CAREER HIGHS

Points		
Season	26, vs. UTAH VALLEY (11/18/19)	
Career	26, vs. UTAH VALLEY (11/18/19)	
Rebounds		
Season	10, at Vanderbilt (2/11/20)	
Career	10, at Vanderbilt (2/11/20)	
Field Goals		
Season	8, 2x, last vs. GEORGIA (1/21/20)	
Career	9, at Georgia (1/15/19)	
Field Goals Attempted		
Season	17, vs. GEORGIA (1/21/20)	
Career	18, at Georgia (1/15/19)	
3-Point Field Goals		
Season	3, vs. LAMAR (11/24/19)	
Career	3, vs. LAMAR (11/24/19)	
3-Point Field Goals Attempted		
Season	5, vs. OLE MISS (2/15/20)	
Career	5, vs. OLE MISS (2/15/20)	
Free Throws		
Season	12, vs. UTAH VALLEY (11/18/19)	
Career	12, vs. UTAH VALLEY (11/18/19)	
Free Throws Attempted		
Season	12, vs. UTAH VALLEY (11/18/19)	
Career	12, vs. UTAH VALLEY (11/18/19)	
Assists		
Season	12, vs. UAB (11/29/19)	
Career	12, 2x, last vs. UAB (11/29/19)	
Steals		
Season	4, 3x, last vs. GEORGIA (1/21/20)	
Career	8, vs. North Carolina (12/22/18)	
Blocks		
Season	1, 6x, last at OLE MISS (2/18/20)	
Career	2, vs. VMI (11/18/18)	
Minutes		
Season	43, 2x, last at Texas Tech (1/25/20)	
Career	43, 2x, last at Texas Tech (1/25/20)	

MISCELLANEOUS 2019-20 CAREER

Dunks	12	15
Double-Figure Scoring Games	18	31
Double-Figure Rebounding Games	1	1
Games With Double-Double	2	3
Games Led UK in Scoring	3	5
Games Led UK in Rebounding	3	4
Games Led UK in Assists	23	49
Games Led UK in Steals	19	36
Games Led UK in Blocks	1	2
Games With 3+ Assists	27	56
Games With 3+ Blocks	0	0
Games With 3+ Steals	8	18
Games With 3+ 3-Pointers	1	1

- After suffering a thigh contusion late vs. LSU, played but did not start vs. Florida. Remains day-to-day
- Flirted with a triple-double at Vanderbilt with 11 points, 10 rebounds, and eight assists
- His 6.5 assist average is just behind Tyler Ulis' school-record pace of 7.0 in 2015-16
- Bob Cousy Point Guard of the Year midseason finalist and Naismith National Defensive Player of the Year semifinalist
- Played a career-high-tying 43 minutes vs. Texas Tech and came up with crucial defensive plays down the stretch, including swatting away the potential game-tying shot in the closing seconds
- Dominated Georgia on Jan. 21 with a game-high 23 points, nine assists, five rebounds and four steals
- ESPN's Jay Bilas: "You're not going to find a player that is better on the defensive end both on and off the ball than Ashton Hagans has been. I think he's the frontrunner for national defensive player of the year"
- Calipari's assessment of Hagans: "We could say there are better point guards in the country, but you got to tell me who you're talking about"
- Twelfth nationally in assists per game (6.5), first in the SEC and third in SEC in assist-to-turnover ratio (1.9)
- At least three assists in every game and five or more in all but seven games
- Leads the team with 175 assists and has led the Wildcats in assists in all but four games
- Posted career-high-tying 12 assists against UAB
- Coming off a lower-leg injury, scored a career-high 26 points vs. Utah Valley, including a 12-for-12 performance at the free-throw line
- All-SEC Preseason First Team selection by the league's media and coaches
- SEC Co-Defensive Player of the Year and SEC All-Defensive Team in 2018-19
- Naismith National Defensive Player of the Year semifinalist as a freshman
- Led UK with 61 steals, tied for third most among all freshmen in school history
 - First player in program history with at least three steals in seven straight
 - Steals streak was the longest by a major-conference freshman since Chris Paul had a stretch of 10 straight games with three or more steals in 2003-04
- Tied Rajon Rondo and Wayne Turner's school record with eight steals vs. North Carolina in 2018



Birthday: July 8

Parents: Monica Wheeler and Marvin Hagans

Major: Community and leadership development

Off the court he likes ...
Going to the studio and rapping for the fun of it

Did you know?
He chose to wear No. 0 this season because it was also his high school number

Game-By-Game Statistics

Opponent	Date	GS	Min	FG-A	Pct.	3FG-A	Pct.	FT-A	Pct.	Off-Def-Tot	PF	Ast	TO	Blk	Stl	Pts
vs. Michigan St.	11/5/19	*	29	3-9	.333	0-1	.000	5-5	1.000	1-1-2	1	3	3	0	1	11
EKU	11/8/19	*	23	5-9	.556	0-3	.000	1-3	.333	1-6-7	2	5	3	0	3	11
EVANSVILLE	11/12/19	*	24	1-8	.125	0-3	.000	1-2	.500	0-2-2	4	3	4	0	2	3
UTAH VALLEY	11/18/19	*	37	7-14	.500	0-2	.000	12-12	1.000	0-5-5	0	6	6	1	1	26
MT. ST. MARY'S	11/22/19	*	29	5-8	.625	0-0	.000	6-6	1.000	0-7-7	2	7	2	0	1	16
LAMAR	11/24/19	*	32	4-6	.667	3-4	.750	4-4	1.000	0-3-3	2	9	4	0	2	15
UAB	11/29/19	*	35	2-6	.333	1-3	.333	4-6	.667	1-2-3	3	12	2	0	2	9
FDU	12/7/19	*	30	2-4	.500	0-0	.000	7-7	1.000	0-2-2	3	11	2	0	2	11
GEORGIA TECH	12/14/19	*	35	8-10	.800	2-3	.667	3-4	.750	0-7-7	3	7	6	0	2	21
vs. Utah	12/18/19	*	37	5-14	.357	1-4	.250	5-6	.833	1-2-3	1	8	2	0	4	16
vs. Ohio State	12/21/19	*	37	5-10	.500	0-2	.000	4-6	.667	0-1-1	2	9	2	0	3	14
LOUISVILLE	12/28/19	*	43	3-8	.375	1-1	1.000	1-2	.500	0-5-5	1	8	2	1	2	8
MISSOURI	1/4/20	*	35	0-3	.000	0-0	.000	7-8	.875	0-5-5	3	7	5	0	1	7
at Georgia	1/7/20	*	36	4-12	.333	1-4	.250	4-6	.667	0-2-2	3	5	2	1	4	13
ALABAMA	1/11/20	*	36	4-10	.400	1-2	.500	6-9	.667	0-9-9	2	9	4	0	3	15
at South Carolina	1/15/20	*	32	2-10	.200	0-2	.000	9-11	.818	0-4-4	5	7	5	0	1	13
at Arkansas	1/18/20	*	34	4-11	.364	2-4	.500	3-5	.600	0-6-6	5	6	1	0	1	13
GEORGIA	1/21/20	*	36	8-17	.471	0-1	.000	7-8	.875	1-4-5	3	9	3	1	4	23
at Texas Tech	1/25/20	*	43	2-6	.333	0-0	.000	2-2	1.000	0-3-3	3	7	4	0	3	6
VANDERBILT	1/29/20	*	33	4-6	.667	0-0	.000	4-5	.800	0-4-4	4	6	5	0	2	12
at Aurburn	2/1/20	*	20	2-5	.400	1-2	.500	0-0	.000	0-0-0	5	3	6	0	0	5
MISSISSIPPI ST.	2/4/20	*	35	2-7	.286	0-1	.000	2-2	1.000	0-2-2	2	6	2	0	2	6
at Tennessee	2/8/20	*	36	2-8	.250	0-1	.000	6-6	1.000	0-4-4	1	3	5	0	1	10
at Vanderbilt	2/11/20	*	32	4-10	.400	0-1	.000	3-6	.500	0-10-10	3	8	1	0	2	11
OLE MISS	2/15/20	*	31	3-11	.273	0-5	.000	0-0	.000	0-3-3	5	3	4	1	1	6
at LSU	2/18/20	*	32	4-8	.500	2-4	.500	1-2	.500	0-3-3	0	4	3	1	0	11
FLORIDA	2/22/20		34	3-7	.429	1-4	.250	0-0	.000	0-2-2	1	4	6	0	3	7

Career Statistics

Year	GP-GS	Min-Avg	FG-FGA	Pct	3FG-FGA	Pct	FT-FTA	Pct	Off-Def-Tot-Avg	PF-FO	Ast	TO	Blk	Stl	Pts	Avg
2018-19	37-30	1054-28.5	100-214	.467	14-51	.275	70-92	.761	22-74-96-2.6	73-0	160	94	4	61	284	7.7
2019-20	27-26	896-33.2	98-237	.414	16-57	.281	107-133	.805	5-104-109-4.0	69-4	175	94	6	53	319	11.8
TOTAL	64-56	1950-30.5	198-451	.439	30-108	.278	177-225	.787	27-178-205-3.2	142-4	335	188	10	114	603	9.4

1

NATE SESTINA

Graduate Student | Forward | 6-9 | 234 lbs | Emporium, Pa. | Bucknell

[@NateSestina23](#) | [@natesestina4](#)

2019-20 SEASON/CAREER HIGHS

Points	
Season	17, vs. Ohio State (12/21/19)
Career	32, vs. HOLY CROSS (1/14/19)
Rebounds	
Season	12, vs. UTAH VALLEY (11/18/19)
Career	17, vs. ARMY (3/2/19)
Field Goals	
Season	6, vs. Ohio State (12/21/19)
Career	11, vs. HOLY CROSS (1/14/19)
Field Goals Attempted	
Season	11, vs. Ohio State (12/21/19)
Career	17, vs. ARMY (3/2/19)
3-Point Field Goals	
Season	5, vs. Ohio State (12/21/19)
Career	5, 2x, last vs. Ohio State (12/21/19)
3-Point Field Goals Attempted	
Season	8, vs. Ohio State (12/21/19)
Career	8, 2x, last vs. Ohio State (12/21/19)
Free Throws	
Season	5, 2x, last vs. EVANSVILLE (11/12/19)
Career	9, vs. HOLY CROSS (1/14/19)
Free Throws Attempted	
Season	7, vs. ECU (11/8/19)
Career	10, vs. HOLY CROSS (1/14/19)
Assists	
Season	4, vs. MT. ST. MARY'S (11/22/19)
Career	5, vs. BOSTON UNIVERSITY (3/4/18)
Steals	
Season	2, vs. ECU (11/8/19)
Career	2, 5x, last vs. ECU (11/8/19)
Blocks	
Season	3, at Vanderbilt (2/11/20)
Career	4, 2x, last vs. ARMY (3/2/19)
Minutes	
Season	34, vs. UTAH VALLEY (11/18/19)
Career	39, at St. Bonaventure (11/7/18)

MISCELLANEOUS	2019-20	CAREER*
Dunks	3	3^
Double-Figure Scoring Games	3	43
Double-Figure Rebounding Games	2	14
Games With Double-Double	1	12
Games Led UK in Scoring	1	10
Games Led UK in Rebounding	5	32
Games Led UK in Assists	0	0
Games Led UK in Steals	1	13
Games Led UK in Blocks	4	36
Games With 3+ Assists	1	10
Games With 3+ Blocks	1	6
Games With 3+ Steals	0	0
Games With 3+ 3-Pointers	2	6

*includes Bucknell statistics
^only includes UK career

- With 11 points, including three 3-pointers at LSU, topped 1,000 points in his career
- His 11 points were his most since his season-high 17 vs. Ohio State on Dec. 21 and his eight rebounds were his best since his season-high 12 vs. Utah Valley on Nov. 18
- Blocked three shots, a season high, at Vanderbilt to spark the 14-point comeback
- Provided solid minutes down the stretch at Texas Tech and finished with eight points, including a key 3-pointer in overtime
- Drained five 3-pointers en route to a season-high 17 points against Ohio State
- Five 3s are tied for the most this season by a Wildcat and tied his career high, previously set vs. Boston University on Jan. 5, 2019, as a player for Bucknell
- Missed three games early in the season after undergoing surgery to repair fractured bone in his left wrist
- Posted his first double-double as a Wildcat vs. Eastern Kentucky with 12 points and 11 rebounds
- Made his Kentucky debut in the win vs. No. 1/1 Michigan State, recording seven points and six rebounds with a key 3-pointer in the second half to push UK's lead to 13
- Graduate transfer who concluded his career at Bucknell as an All-Patriot League Second Team member
- Ranked second on the team and sixth in the Patriot League in points per game (15.8) and led the team and league in rebounds per game (8.5) as a senior
- Shot 53.6% from the field, 38% from 3-point range and 80.8% from the free-throw line
- Scored in double figures in 27 games
- Calipari has called him a bigger, stronger Derek Willis because of his ability to stretch the floor and hit shots: "He's way better than I thought he was," Calipari said
- Tallied career-high 32 points and broke school record for most field goals without a miss (11 of 11) against Holy Cross
- First player from Cameron County to become a Division I athlete since the 1970s



Birthday: May 12

Parents: Donald and Rachelle Sestina

Grad program: Kinesiology and health promotion

Off the court he likes to ...
Go fishing with his dad and two brothers

Did you know?
His nickname is "Sesti," and he has at least one cup of coffee every day

Game-By-Game Statistics

Opponent	Date	GS	Min	FG-A	Pct.	3FG-A	Pct.	FT-A	Pct.	Off-Def-Tot	PF	Ast	TO	Blk	Stl	Pts
vs. Michigan St.	11/5/19	*	31	3-4	.750	1-2	.500	0-0	.000	0-6-6	3	2	0	1	0	7
EKU	11/8/19	*	30	3-6	.500	1-3	.333	5-7	.714	3-8-11	2	2	1	2	2	12
EVANSVILLE	11/12/19	*	30	2-4	.500	0-1	.000	5-5	1.000	1-4-5	3	0	2	1	0	9
UTAH VALLEY	11/18/19	*	34	2-8	.250	0-3	.000	4-4	1.000	3-9-12	4	1	3	0	0	8
MT. ST. MARY'S	11/22/19	*	25	1-3	.333	0-2	.000	3-3	1.000	1-3-4	1	4	0	0	0	5
LAMAR	11/24/19	*	17	1-2	.500	1-2	.500	0-0	.000	1-4-5	2	2	1	0	0	3
UAB	11/29/19		DNP - Fractured left wrist													
FDU	12/7/19		DNP - Fractured left wrist													
GEORGIA TECH	12/14/19		DNP - Fractured left wrist													
vs. Utah	12/18/19		10	0-1	.000	0-0	.000	0-0	.000	1-0-1	1	0	1	1	0	0
vs. Ohio State	12/21/19		32	6-11	.545	5-8	.625	0-0	.000	3-1-4	4	1	0	0	0	17
LOUISVILLE	12/28/19		16	3-6	.500	0-1	.000	0-0	.000	2-1-3	5	1	0	0	1	6
MISSOURI	1/4/20		27	1-4	.250	0-1	.000	4-4	1.000	1-5-6	3	1	0	2	1	6
at Georgia	1/7/20		20	3-7	.429	1-2	.500	1-3	.333	3-4-7	3	1	0	0	0	8
ALABAMA	1/11/20		18	2-4	.500	2-3	.667	0-0	.000	2-2-4	3	0	1	2	1	6
at South Carolina	1/15/20		21	3-6	.500	1-3	.333	0-1	.000	2-2-4	1	0	2	0	1	7
at Arkansas	1/18/20		21	1-4	.250	1-2	.500	0-0	.000	2-1-3	4	1	1	0	1	3
GEORGIA	1/21/20		6	1-2	.500	0-0	.000	0-0	.000	0-2-2	2	0	0	0	0	2
at Texas Tech	1/25/20		21	3-6	.500	2-4	.500	0-0	.000	1-2-3	5	0	2	0	1	8
VANDERBILT	1/29/20		21	2-5	.400	1-2	.500	0-0	.000	0-0-0	1	2	1	1	1	5
at Auburn	2/1/20		18	0-3	.000	0-3	.000	0-0	.000	0-1-1	1	0	0	1	0	0
MISSISSIPPI ST.	2/4/20		15	3-5	.600	0-1	.000	0-0	.000	1-2-3	3	1	0	1	0	6
at Tennessee	2/8/20		8	0-0	.000	0-0	.000	0-0	.000	0-1-1	4	0	1	0	0	0
at Vanderbilt	2/11/20		8	0-1	.000	0-0	.000	0-0	.000	0-0-0	0	1	0	3	0	0
OLE MISS	2/15/20		13	2-4	.500	0-0	.000	1-3	.333	1-2-3	0	0	1	0	0	5
at LSU	2/18/20		27	4-8	.500	3-4	.750	0-0	.000	4-4-8	3	1	3	1	1	11
FLORIDA	2/22/20		11	1-4	.250	0-2	.000	0-0	.000	0-1-1	4	0	0	0	0	2

Career Statistics

Year	GP-GS	Min-Avg	FG-FGA	Pct	3FG-FGA	Pct	FT-FTA	Pct	Off-Def-Tot-Avg	PF-FO	Ast	TO	Blk	Stl	Pts	Avg
2015-16	4-0	32-8.0	6-11	.545	2-3	.667	1-1	1.000	1-4-5-1.3	7-0	3	4	0	2	15	3.8
2016-17	31-0	371-12.0	63-124	.508	7-24	.292	16-23	.696	35-79-114-3.7	57-0	12	27	17	7	149	4.8
2017-18	34-0	508-14.9	89-159	.560	14-41	.341	29-39	.744	37-97-134-3.9	71-0	31	35	20	11	221	6.5
2018-19	31-31	858-27.7	185-345	.536	41-108	.380	80-99	.808	61-201-262-8.5	89-3	37	66	33	11	491	15.8
2019-20	24-6	480-20.0	47-108	.435	19-49	.388	23-30	.767	32-65-97-4.0	62-2	21	20	16	10	136	5.7
TOTAL	124-37	2249-18.1	390-747	.522	83-225	.369	149-192	.776	166-446-612-4.9	286-5	104	152	86	41	1012	8.2



2019-20 SEASON/CAREER HIGHS

Points		
Season	27, vs. LOUISVILLE (12/28/19)	
Career	27, vs. LOUISVILLE (12/28/19)	
Rebounds		
Season	7, 4x, last vs. FLORIDA (2/22/20)	
Career	7, 4x, last vs. FLORIDA (2/22/20)	
Field Goals		
Season	10, at Vanderbilt (2/11/20)	
Career	10, at Vanderbilt (2/11/20)	
Field Goals Attempted		
Season	17, 2x, last at Vanderbilt (2/11/20)	
Career	17, 2x, last at Vanderbilt (2/11/20)	
3-Point Field Goals		
Season	4, 2x, last vs. LOUISVILLE (12/28/19)	
Career	4, 2x, last vs. LOUISVILLE (12/28/19)	
3-Point Field Goals Attempted		
Season	7, vs. Michigan State (11/5/19)	
Career	7, vs. Michigan State (11/5/19)	
Free Throws		
Season	10, at Auburn (2/1/20)	
Career	10, at Auburn (2/1/20)	
Free Throws Attempted		
Season	12, at Auburn (2/1/20)	
Career	12, at Auburn (2/1/20)	
Assists		
Season	8, at Georgia (1/7/20)	
Career	8, at Georgia (1/7/20)	
Steals		
Season	2, 7x, last vs. FLORIDA (2/22/20)	
Career	2, 7x, last vs. FLORIDA (2/22/20)	
Blocks		
Season	4, at Georgia (1/7/20)	
Career	4, at Georgia (1/7/20)	
Minutes		
Season	41, vs. LOUISVILLE (12/28/19)	
Career	41, vs. LOUISVILLE (12/28/19)	
MISCELLANEOUS		
	2019-20	CAREER
Dunks	5	5
Double-Figure Scoring Games	19	19
Double-Figure Rebounding Games	0	0
Games With Double-Double	0	0
Games Led UK in Scoring	7	7
Games Led UK in Rebounding	4	4
Games Led UK in Assists	4	4
Games Led UK in Steals	6	6
Games Led UK in Blocks	2	2
Games With 3+ Assists	17	17
Games With 3+ Blocks	1	1
Games With 3+ Steals	0	0
Games With 3+ 3-Pointers	4	4

- 13 points, seven assists and a career-high-tying seven rebounds vs. Florida
- Averaging 16.0 points over the last eight games, including 25 on 10-of-17 shooting at Vanderbilt
 - Three games of 25 or more points this season
- Also led 10-point second-half comeback in the home win vs. Vanderbilt with a team-high 17 points
- 19 games scoring in double figures
- Shared team-high honors with 17 points and seven rebounds at Georgia while adding career highs with eight assists and four blocked shots
 - UK is 9-0 this season when he has at least four assists
- Named Bluegrass Sports Commission MVP against Louisville after scoring a career-high 27 points
 - Most points by a UK player vs. Louisville since Jodie Meeks had 28 on Jan. 5, 2009 and the most ever by a freshman in the rivalry
- Named NCAA March Madness National Player of the Week USBWA Wayman Tisdale National Freshman of the Week for the week of Dec. 30
- Three-time SEC Freshman of the Week
- Averaging team-high 19.4 points to go along with 5.0 rebounds while shooting 44.4% from the field, 41.7% from 3 and 83.8% from the free-throw line in UK's five games vs. AP Top 25 foes
- Sensational debut on a national stage in Madison Square Garden with 26 points on 7-of-12 shooting, including a dagger from four feet behind the line with just over a minute left, to defeat No. 1/1 Michigan State
 - 26 points are the most by a UK freshman in a debut in school history. Only Mike Casey, who scored 28 as a sophomore on Dec. 2, 1967, debuted with more to start a UK career
- Preseason All-America Honorable Mention by the Associated Press
- Preseason All-SEC Second Team selection by the league's media and coaches
- Jerry West Award Shooting Guard of the Year midseason finalist
- Named Texas Mr. Basketball and the Dallas-Fort Worth Area Player of the Year
- 2018 USA Today All-Texas First Team, 2018 Texas Association of Basketball Coaches All-State First Team and crowned 2018 Dallas Morning News Sports Day Player of the Year as a junior
- Won a gold medal as a part of the U18 Team USA squad

Birthday: Nov. 4

Parents: Denyse and Tyrone Maxey

Major: Undeclared/exploratory studies in agriculture

Off the court he likes to ...
Watch Marvel movies and he's seen every one since 2008

Did you know?
He graduated in the top 5% of his graduating class

Game-By-Game Statistics

Opponent	Date	GS	Min	FG-A	Pct.	3FG-A	Pct.	FT-A	Pct.	Off-Def-Tot	PF	Ast	TO	Blk	Stl	Pts
vs. Michigan St.	11/5/19		32	7-12	.583	3-7	.429	9-10	.900	0-5-5	3	1	1	0	1	26
EKU	11/8/19		26	2-6	.333	0-2	.000	5-5	1.000	0-3-3	0	3	4	0	1	9
EVANSVILLE	11/12/19		33	5-12	.417	1-4	.250	4-5	.800	0-3-3	4	0	2	1	2	15
UTAH VALLEY	11/18/19 *		37	4-14	.286	1-5	.200	5-7	.714	1-4-5	3	3	2	0	0	14
MT. ST. MARY'S	11/22/19 *		33	4-7	.571	1-4	.250	2-2	1.000	0-1-1	1	6	3	0	0	11
LAMAR	11/24/19 *		31	8-11	.727	4-6	.667	1-1	1.000	0-5-5	3	3	1	1	1	21
UAB	11/29/19 *		33	3-9	.333	1-4	.250	0-0	.000	0-3-3	1	4	0	0	0	7
FDU	12/7/19 *		27	1-8	.125	0-3	.000	0-0	.000	1-5-6	2	4	1	0	0	2
GEORGIA TECH	12/14/19 *		38	0-9	.000	0-3	.000	6-6	1.000	1-6-7	1	6	3	0	2	6
vs. Utah	12/18/19 *		29	7-13	.538	0-4	.000	4-6	.667	0-1-1	4	1	3	0	0	18
vs. Ohio State	12/21/19 *		34	5-13	.385	1-6	.167	4-6	.667	0-6-6	5	3	3	0	1	15
LOUISVILLE	12/28/19 *		41	9-14	.643	4-5	.800	5-6	.833	0-7-7	4	2	3	0	1	27
MISSOURI	1/4/20 *		34	3-10	.300	0-5	.000	2-2	1.000	0-1-1	3	3	1	0	0	8
at Georgia	1/7/20 *		39	7-15	.467	1-3	.333	2-5	.400	0-7-7	2	8	2	4	1	17
ALABAMA	1/11/20 *		36	6-17	.353	1-3	.333	0-0	.000	1-3-4	2	1	4	0	0	13
at South Carolina	1/15/20 *		32	5-7	.714	2-2	1.000	1-2	.500	0-1-1	2	1	0	0	0	13
at Arkansas	1/18/20 *		25	5-7	.714	0-1	.000	1-1	1.000	1-5-6	3	2	2	1	2	11
GEORGIA	1/21/20 *		31	1-3	.333	0-1	.000	5-5	1.000	0-5-5	2	3	3	0	1	7
at Texas Tech	1/25/20 *		39	2-10	.200	0-1	.000	3-3	1.000	1-2-3	4	3	5	1	0	7
VANDERBILT	1/29/20 *		35	5-10	.500	2-3	.667	5-6	.833	1-3-4	2	2	3	0	1	17
at Auburn	2/1/20 *		38	5-14	.357	2-5	.400	10-12	.833	0-4-4	3	2	2	0	0	22
MISSISSIPPI ST.	2/4/20 *		37	4-9	.444	0-2	.000	0-0	.000	0-4-4	0	5	2	0	2	8
at Tennessee	2/8/20 *		30	6-13	.462	0-3	.000	3-4	.750	0-5-5	3	4	2	0	2	15
at Vanderbilt	2/11/20 *		38	10-17	.588	3-4	.750	2-2	1.000	0-4-4	2	0	2	2	2	25
OLE MISS	2/15/20 *		34	7-13	.538	0-5	.000	0-0	.000	0-5-5	3	3	2	0	1	14
at LSU	2/18/20 *		37	5-15	.333	1-4	.250	3-4	.750	1-3-4	2	4	3	1	0	14
FLORIDA	2/22/20 *		38	5-11	.455	0-2	.000	3-3	1.000	1-6-7	3	7	2	0	2	13

Career Statistics

Year	GP-GS	Min-Avg	FG-FGA	Pct	3FG-FGA	Pct	FT-FTA	Pct	Off-Def-Tot-Avg	PF-FO	Ast	TO	Blk	Stl	Pts	Avg
2019-20	27-24	918-34.0	131-299	.438	28-97	.289	85-103	.825	9-107-116-4.3	67-1	83	61	11	23	375	13.9
TOTAL	27-24	918-34.0	131-299	.438	28-97	.289	85-103	.825	9-107-116-4.3	67-1	83	61	11	23	375	13.9

2019-20 SEASON/CAREER HIGHS

Points		
Season	27, vs. MISSISSIPPI STATE (2/4/20)	
Career	27, vs. MISSISSIPPI STATE (2/4/20)	
Rebounds		
Season	14, at Texas Tech (1/25/20)	
Career	19, vs. SOUTHERN ILLINOIS (11/9/18)	
Field Goals		
Season	10, vs. EKU (11/8/19)	
Career	10, vs. EKU (11/8/19)	
Field Goals Attempted		
Season	13, vs. MISSOURI (1/4/20)	
Career	13, vs. MISSOURI (1/4/20)	
3-Point Field Goals		
Season	-	
Career	-	
3-Point Field Goals Attempted		
Season	-	
Career	-	
Free Throws		
Season	13, vs. MISSISSIPPI STATE (2/4/20)	
Career	13, vs. MISSISSIPPI STATE (2/4/20)	
Free Throws Attempted		
Season	15, vs. MISSISSIPPI STATE (2/4/20)	
Career	15, vs. MISSISSIPPI STATE (2/4/20)	
Assists		
Season	1, 7x, last vs. ALABAMA (1/11/20)	
Career	2, 2x, last at Alabama (1/5/19)	
Steals		
Season	2, vs. Ohio State (12/21/19)	
Career	2, vs. Ohio State (12/21/19)	
Blocks		
Season	7, vs. LAMAR (11/24/19)	
Career	7, vs. LAMAR (11/24/19)	
Minutes		
Season	39, at Texas Tech (1/25/20)	
Career	39, at Texas Tech (1/25/20)	

MISCELLANEOUS	2019-20	CAREER
Dunks	61	113
Double-Figure Scoring Games	21	30
Double-Figure Rebounding Games	10	13
Games With Double-Double	10	11
Games Led UK in Scoring	7	8
Games Led UK in Rebounding	13	25
Games Led UK in Assists	0	0
Games Led UK in Steals	0	0
Games Led UK in Blocks	16	44
Games With 3+ Assists	0	0
Games With 3+ Blocks	11	23
Games With 3+ Steals	0	0
Games With 3+ 3-Pointers	0	0

- Naismith Trophy midseason watch list for national player of the year
- Recorded a double-double, his 10th of the season, with a career-high 27 points and 11 rebounds vs. Mississippi State, including a career-best 13-of-15 performance at the free-throw line
 - 25 of his 27 points came in the second half, fourth most in a half by a player in the John Calipari era
- Recorded all but one rebound in the second half with 15 points and 11 rebounds vs. Vanderbilt
 - Calipari said: "What did you learn about my team? You need Nick Richards"
- Dominant in the win at Texas Tech with 25 points to go along with 14 rebounds and four blocks, only the second player in the Calipari era (Anthony Davis) with such a stat line
- Enjoying career bests in a number of major categories, including points per game (14.3), rebounds per game (8.0), blocks per game (2.2) and field-goal percentage (.656), the latter three of which are team highs
 - Entered the season with career averages of 4.5 points, 3.9 rebounds and 1.1 blocks per game
- Richards on his breakout season: "Everybody has their own story. Just because I go to a school that's known for one-and-done doesn't mean I have to be one-and-done. It took me time to develop over the past three years. I've had the best time of my life"
- Two-time national player of the week and two-time SEC Player of the Week this season
 - USBWA Oscar Robertson National Player of the Week and SEC Co-POW for Dec. 30 and NCAA March Madness National Player of the Week and SEC Co-Player of the Week for Jan. 27
- Averaging 15.9 points, 8.8 rebounds and 2.2 blocks with six double-doubles over the last 16 games
- First in SEC and fourth nationally in field-goal percentage (.656)
- Six games of 20 or more points this season
- UK 20-1 this season when he scores in double figures and 10-0 when he grabs double-digit boards
- Tallied 13 points and 10 rebounds against Louisville
 - Scored seven straight points in overtime and took two key charges late -- all with four fouls
- Top wingspan on the team at 7-foot-5



Birthday: Nov. 29

Mother: Marion Tenn

Major: Community leadership and development

Off the court he likes to ...
Watch anime and his favorite show is Nitro

Did you know?
He loves dogs and has a german shepard named Luna

Game-By-Game Statistics

Opponent	Date	GS	Min	FG-A	Pct.	3FG-A	Pct.	FT-A	Pct.	Off-Def-Tot	PF	Ast	TO	Blk	Stl	Pts
vs. Michigan St.	11/5/19		25	2-7	.286	0-0	.000	3-4	.750	2-2-4	5	0	1	0	0	7
EKU	11/8/19	*	32	10-11	.909	0-0	.000	1-2	.500	1-9-10	2	1	2	4	0	21
EVANSVILLE	11/12/19	*	23	2-6	.333	0-0	.000	2-2	1.000	2-4-6	2	1	1	0	0	6
UTAH VALLEY	11/18/19	*	35	8-11	.727	0-0	.000	5-5	1.000	4-6-10	2	0	0	1	0	21
MT. ST. MARY'S	11/22/19	*	32	7-10	.700	0-0	.000	5-6	.833	4-2-6	1	1	3	3	0	19
LAMAR	11/24/19	*	35	5-9	.556	0-0	.000	0-2	.000	5-8-13	3	1	0	7	0	10
UAB	11/29/19	*	28	7-7	1.000	0-0	.000	2-4	.500	2-7-9	4	0	4	1	0	16
FDU	12/7/19	*	30	5-6	.833	0-0	.000	2-2	1.000	1-9-10	2	0	2	2	0	12
GEORGIA TECH	12/14/19	*	34	5-6	.833	0-0	.000	2-4	.500	1-3-4	4	0	1	4	1	12
vs. Utah	12/18/19	*	26	1-3	.333	0-0	.000	3-3	1.000	1-3-4	4	1	1	2	0	5
vs. Ohio State	12/21/19	*	12	1-1	1.000	0-0	.000	0-0	.000	0-0-0	4	0	2	1	2	2
LOUISVILLE	12/28/19	*	34	4-6	.667	0-0	.000	5-7	.714	6-4-10	4	0	1	1	0	13
MISSOURI	1/4/20	*	29	9-13	.692	0-0	.000	3-4	.750	3-9-12	5	1	2	4	0	21
at Georgia	1/7/20		25	8-11	.727	0-0	.000	1-2	.500	3-4-7	4	0	4	0	0	17
ALABAMA	1/11/20	*	32	5-11	.455	0-0	.000	3-6	.500	4-7-11	1	1	1	5	0	13
at South Carolina	1/15/20	*	24	5-6	.833	0-0	.000	5-8	.625	4-3-7	3	0	4	4	0	15
at Arkansas	1/18/20	*	28	6-8	.750	0-0	.000	5-6	.833	3-6-9	2	0	3	2	0	17
GEORGIA	1/21/20	*	36	7-12	.583	0-0	.000	6-6	1.000	3-5-8	2	0	0	3	0	20
at Texas Tech	1/25/20	*	39	7-10	.700	0-0	.000	11-14	.786	4-10-14	3	0	0	4	0	25
VANDERBILT	1/29/20	*	22	7-11	.636	0-0	.000	1-2	.500	3-8-11	4	0	0	0	0	15
at Auburn	2/1/20	*	38	3-8	.375	0-0	.000	1-2	.500	4-3-7	4	0	0	1	0	7
MISSISSIPPI ST.	2/4/20	*	33	7-10	.700	0-0	.000	13-15	.867	3-8-11	3	0	2	0	0	27
at Tennessee	2/8/20	*	32	5-5	1.000	0-0	.000	5-6	.833	1-6-7	3	0	0	0	0	15
at Vanderbilt	2/11/20	*	33	6-11	.545	0-0	.000	0-0	.000	2-5-7	5	0	2	3	0	12
OLE MISS	2/15/20	*	35	6-10	.600	0-0	.000	4-5	.800	2-5-7	1	0	1	2	0	16
at LSU	2/18/20	*	31	5-8	.625	0-0	.000	3-4	.750	4-2-6	4	0	1	6	0	13
FLORIDA	2/22/20	*	29	4-7	.571	0-0	.000	1-1	1.000	3-3-6	3	0	2	0	0	9

Career Statistics

Year	GP-GS	Min-Avg	FG-FGA	Pct	3FG-FGA	Pct	FT-FTA	Pct	Off-Def-Tot-Avg	PF-FO	Ast	TO	Blk	Stl	Pts	Avg
2017-18	37-37	543-14.7	69-112	.616	0-0	.000	51-71	.718	55-108-163-4.4	76-1	9	26	33	3	189	5.1
2018-19	37-3	446-12.1	49-82	.598	0-0	.000	49-71	.690	57-66-123-3.3	76-2	7	26	47	4	147	4.0
2019-20	27-26	813-30.1	147-224	.656	0-0	.000	92-122	.754	75-141-216-8.0	84-3	7	40	60	3	386	14.3
TOTAL	101-66	1802-17.8	265-418	.634	0-0	.000	192-264	.727	187-315-502-5.0	236-6	23	92	140	10	722	7.1

5

IMMANUEL QUICKLEY

Sophomore | Guard | 6-3 | 188 lbs | Havre de Grace, Md. | John Carroll School

[@IQ_GodSon](#) | [@immanuelquickley_](#) | [@immanuelquickley5](#)



2019-20 SEASON/CAREER HIGHS

Points		
Season	26, vs. FLORIDA (2/22/20)	
Career	26, vs. FLORIDA (2/22/20)	
Rebounds		
Season	10, at Arkansas (1/18/20)	
Career	10, at Arkansas (1/18/20)	
Field Goals		
Season	8, vs. FLORIDA (2/22/20)	
Career	8, vs. FLORIDA (2/22/20)	
Field Goals Attempted		
Season	17, 2x, last vs. FLORIDA (2/22/20)	
Career	17, 2x, last vs. FLORIDA (2/22/20)	
3-Point Field Goals		
Season	5, vs. ALABAMA (1/11/20)	
Career	5, vs. ALABAMA (1/11/20)	
3-Point Field Goals Attempted		
Season	8, 3x, last vs. OLE MISS (2/15/20)	
Career	8, 3x, last vs. OLE MISS (2/15/20)	
Free Throws		
Season	14, vs. MISSISSIPPI STATE (2/4/20)	
Career	14, vs. MISSISSIPPI STATE (2/4/20)	
Free Throws Attempted		
Season	14, vs. MISSISSIPPI STATE (2/4/20)	
Career	14, vs. MISSISSIPPI STATE (2/4/20)	
Assists		
Season	5, 2x, last at LSU (2/18/20)	
Career	5, 2x, last at LSU (2/18/20)	
Steals		
Season	3, 2x, last vs. FLORIDA (2/22/20)	
Career	3, 3x, last vs. FLORIDA (2/22/20)	
Blocks		
Season	1, 3x, last at Texas Tech (1/25/20)	
Career	1, 4x, last at Texas Tech (1/25/20)	
Minutes		
Season	42, at Texas Tech (1/25/20)	
Career	42, at Texas Tech (1/25/20)	

MISCELLANEOUS		
	2019-20	CAREER
Dunks	1	2
Double-Figure Scoring Games	22	28
Double-Figure Rebounding Games	1	1
Games With Double-Double	1	1
Games Led UK in Scoring	9	10
Games Led UK in Rebounding	2	2
Games Led UK in Assists	2	3
Games Led UK in Steals	6	8
Games Led UK in Blocks	0	0
Games With 3+ Assists	6	9
Games With 3+ Blocks	0	0
Games With 3+ Steals	2	3
Games With 3+ 3-Pointers	7	9

- Two-time and current SEC Player of the Week
- Scored 22 points in the second half with four 3-pointers en-route to a career-high 26 points vs. Florida
 - With UK trailing 40-33, scored 20 of the Wildcats' next 28 points
- Double figures in 16 straight games, the best stretch by a Wildcat since Malik Monk's 30 games in 2016-17
 - Averaging 18.5 points per game with 37 3-pointers on 45.1% shooting from long range during the run
- Tallying 18.6 points and 5.1 rebounds per game with 19 3-pointers (on 54.3% shooting) in true road games
- Averaging 15.5 points in the second half during Kentucky's six-game winning streak
- Scored 20 or more points in five of the last nine games and seven of the last 15
- Made 14 of 14 free throws vs. Mississippi State, tying the school record for most free throws without a miss (first time since Jodie Meeks on Jan. 13, 2009 at Tennessee)
- Leads UK in scoring (15.7 points per game), 3-pointers (49) and 3-point field goal percentage (.409)
- Become UK's go-to player with the game on the line with countless key 3-pointers and free throws late in games
- Lived up to his big-shot billing with 21 points at Texas Tech, including a half-court make to end the first half
- Scored 19 key points in the victory vs. Alabama, hitting 5 of 6 3-pointers, plus a 3 and two foul shots in the final minute
- 23 points against Missouri, featuring four 3-pointers and a perfect 9-of-9 day at the foul line
- Recorded 18 points, including 14 in the second and overtime, with two 3-pointers in the win over No. 3/4 Louisville
 - Drew main defensive assignment on Louisville leading scorer Jordan Nwora, who entered the game averaging 21.2 points, and limited him to season-low eight points on 2-of-10 shooting
- Calipari on Quickley's emergence: "The kid lives in the gym. He's kind of like Tyler (Herro). He's like Shai (Gilgeous-)Alexander, those guys. He's just like them"
- Leads UK in free-throw shooting (91.5%), which is also fifth nationally and just behind Tyler Herro's school-record of 93.5%, which was set last season
- Preseason NCAA March Madness Glue Guy
- Back-to-back Big Blue Madness 3-point champion

BirthDay: June 17

Parents: Nitrease and Marcellous Quickly

Major: Undeclared/exploratory studies in agriculture

Two things to know

The best movie he saw this summer was Avengers: Endgame and his favorite restaurant in Lexington is Indi's

Did you know?

Favorite class is communications but he also excels musically and can play the saxophone, the piano and the drums

Game-By-Game Statistics

Opponent	Date	GS	Min	FG-A	Pct.	3FG-A	Pct.	FT-A	Pct.	Off-Def-Tot	PF	Ast	TO	Blk	Stl	Pts
vs. Michigan St.	11/5/19	*	30	1-6	.167	1-4	.250	7-8	.875	0-5-5	2	2	1	0	2	10
EKU	11/8/19	*	28	4-10	.400	1-3	.333	7-7	1.000	1-2-3	2	5	1	0	0	16
EVANSVILLE	11/12/19	*	35	5-12	.417	1-4	.250	5-5	1.000	2-7-9	2	1	3	0	0	16
UTAH VALLEY	11/18/19			DNP - Chest contusion												
MT. ST. MARY'S	11/22/19		21	5-8	.625	3-4	.750	0-0	.000	0-2-2	2	0	1	0	0	13
LAMAR	11/24/19		19	3-7	.429	1-4	.250	4-5	.800	0-1-1	3	3	2	0	2	11
UAB	11/29/19		20	3-6	.500	1-2	.500	2-2	1.000	1-3-4	0	0	2	0	0	9
FDU	12/7/19		21	2-8	.250	1-3	.333	2-2	1.000	0-1-1	0	3	1	0	0	7
GEORGIA TECH	12/14/19	*	36	6-12	.500	2-6	.333	2-2	1.000	1-2-3	2	2	3	0	2	16
vs. Utah	12/18/19	*	32	2-10	.200	0-4	.000	0-0	.000	1-3-4	3	2	0	0	2	4
vs. Ohio State	12/21/19		30	4-11	.364	1-5	.200	0-0	.000	1-2-3	3	2	1	0	1	9
LOUISVILLE	12/28/19	*	37	4-11	.364	2-6	.333	8-8	1.000	0-3-3	2	1	1	0	0	18
MISSOURI	1/4/20		33	5-9	.556	4-8	.500	9-9	1.000	0-3-3	1	1	2	1	1	23
at Georgia	1/7/20		34	5-10	.500	3-3	1.000	2-3	.667	2-3-5	2	2	0	0	2	15
ALABAMA	1/11/20		34	6-10	.600	5-6	.833	2-2	1.000	0-5-5	1	3	1	0	1	19
at South Carolina	1/15/20		34	6-9	.667	2-4	.500	6-7	.857	0-6-6	4	2	2	0	1	20
at Arkansas	1/18/20	*	40	3-14	.214	1-5	.200	6-7	.857	4-6-10	2	2	2	0	0	13
GEORGIA	1/21/20	*	36	3-7	.429	1-5	.200	5-6	.833	0-4-4	5	2	1	1	0	12
at Texas Tech	1/25/20	*	42	7-17	.412	4-8	.500	3-4	.750	1-5-6	2	1	6	1	1	21
VANDERBILT	1/29/20	*	37	3-13	.231	0-2	.000	5-5	1.000	1-3-4	3	2	0	0	0	11
at Auburn	2/1/20	*	32	6-13	.462	2-4	.500	9-10	.900	0-5-5	5	2	0	0	0	23
MISSISSIPPI ST.	2/4/20	*	38	3-11	.273	1-6	.167	14-14	1.000	0-4-4	0	1	1	0	0	21
at Tennessee	2/8/20	*	29	5-9	.556	2-3	.667	6-7	.857	0-0-0	2	0	1	0	0	18
at Vanderbilt	2/11/20	*	37	4-12	.333	3-4	.750	7-7	1.000	0-5-5	3	3	2	0	1	18
OLE MISS	2/15/20	*	39	4-15	.267	1-8	.125	8-10	.800	0-3-3	0	2	1	0	0	17
at LSU	2/18/20	*	37	7-12	.583	2-4	.500	5-6	.833	0-4-4	3	5	1	0	3	21
FLORIDA	2/22/20	*	38	8-17	.471	4-6	.667	6-6	1.000	0-2-2	1	0	1	0	3	26

Career Statistics

Year	GP-GS	Min-Avg	FG-FGA	Pct	3FG-FGA	Pct	FT-FTA	Pct	Off-Def-Tot-Avg	PF-FO	Ast	TO	Blk	Stl	Pts	Avg
2018-19	37-7	684-18.5	55-148	.372	30-87	.345	53-64	.828	2-63-65-1.8	44-0	44	33	1	16	193	5.2
2019-20	26-16	850-32.7	114-279	.409	49-121	.405	130-142	.915	15-89-104-4.0	55-2	49	37	3	22	407	15.7
TOTAL	63-23	1534-24.3	169-427	.396	79-208	.380	183-206	.888	17-152-169-2.7	99-2	93	70	4	38	600	9.5

10

JOHNNY JUZANG

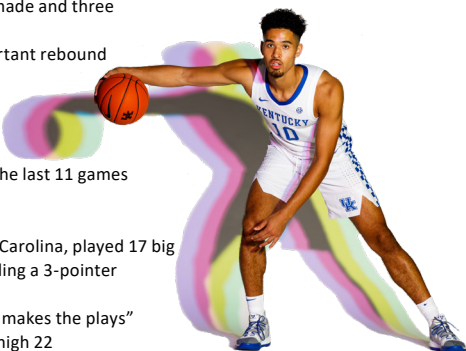
Freshman | Guard | 6-6 | 214 lbs | Los Angeles | Harvard-Westlake

[@JohnnyJuzang](#) | [@jsilky5](#)

2019-20 SEASON/CAREER HIGHS

Points		
Season	13, at Tennessee (2/8/20)	
Career	13, at Tennessee (2/8/20)	
Rebounds		
Season	7, vs. ECU (11/8/19)	
Career	7, vs. ECU (11/8/19)	
Field Goals		
Season	4, at Tennessee (2/8/20)	
Career	4, at Tennessee (2/8/20)	
Field Goals Attempted		
Season	5, 3x, vs. GEORGIA (1/21/20)	
Career	5, 3x, vs. GEORGIA (1/21/20)	
3-Point Field Goals		
Season	3, at Tennessee (2/8/20)	
Career	3, at Tennessee (2/8/20)	
3-Point Field Goals Attempted		
Season	4, vs. OLE MISS (2/15/20)	
Career	4, vs. OLE MISS (2/15/20)	
Free Throws		
Season	4, vs. UTAH VALLEY (11/18/19)	
Career	4, vs. UTAH VALLEY (11/18/19)	
Free Throws Attempted		
Season	4, vs. UTAH VALLEY (11/18/19)	
Career	4, vs. UTAH VALLEY (11/18/19)	
Assists		
Season	1, 6x, last at LSU (2/18/20)	
Career	1, 6x, last at LSU (2/18/20)	
Steals		
Season	2, vs. FDU (12/7/19)	
Career	2, vs. FDU (12/7/19)	
Blocks		
Season	1, vs. VANDERBILT (1/29/20)	
Career	1, vs. VANDERBILT (1/29/20)	
Minutes		
Season	24, at Tennessee (2/8/20)	
Career	24, at Tennessee (2/8/20)	
MISCELLANEOUS 2019-20 CAREER		
Dunks	0	0
Double-Figure Scoring Games	1	1
Double-Figure Rebounding Games	0	0
Games With Double-Double	0	0
Games Led UK in Scoring	0	0
Games Led UK in Rebounding	0	0
Games Led UK in Assists	0	0
Games Led UK in Steals	2	2
Games Led UK in Blocks	1	1
Games With 3+ Assists	0	0
Games With 3+ Blocks	0	0
Games With 3+ Steals	0	0
Games With 3+ 3-Pointers	1	1

- Career day at Tennessee, posting career highs with 13 points, four field goals made and three 3-pointers in a career-high 24 minutes
- Grabbed a key offensive rebound -- what John Calipari called the most important rebound of the game -- and made the putback in the second half
- Juzang on the persistence that led to his breakthrough game: "If you have a clear vision and goal in mind of what you want to do, you're going to keep pushing"
- Seen an increase in minutes in the SEC season and has hit a 3-pointer in six of the last 11 games
- UK is 9-0 when he scores at least three points
- Tied Nate Sestina and Keion Brooks Jr. for game-high blocks against Vanderbilt
- After earning more minutes with a strong five-rebound performance at South Carolina, played 17 big minutes in the win at Arkansas, tying his then-career high of five points, including a 3-pointer
- Followed vs. Georgia with career highs in points (six) and field goals (three)
- On his midseason emergence, Calipari said, "He just has a nose for the ball. He makes the plays"
- Recorded his first career start against Fairleigh Dickinson and played a career-high 22 minutes
- Scored five points on 2-of-4 shooting vs. UAB
- Grabbed seven rebounds in 20 minutes vs. Eastern Kentucky
- Late add to the 2019 class after reclassifying
- Ranked No. 34 prospect by the Recruiting Services Consensus Index
- Averaged 23.0 points, 8.5 rebounds and 3.4 assists per game during his junior season
- Named Mission League MVP
- All-California Interscholastic Federation First Team pick
- Harvard-Westlake claimed the CIF championship and the Mission League Championship for the first time since 2011 during his junior season
- Finalist for the U17 Team USA squad
- Knockdown shooter in high school. When describing Juzang's ability to score, Calipari said, "We have had shot takers and we've had shot makers. Johnny is a shot maker"



Birthdate: March 17

Parents: Hanh and Maxie Juzang

Major: Marketing

Most prized possession is ...
Reading journal and books

Did you know?
He was an honor roll student in high school and his brother, Christian, plays basketball at Harvard

Game-By-Game Statistics

Opponent	Date	GS	Min	FG-A	Pct.	3FG-A	Pct.	FT-A	Pct.	Off-Def-Tot	PF	Ast	TO	Blk	Stl	Pts
vs. Michigan St.	11/5/19	2	0-0	.000	0-0	.000	0-0	.000	0-0-0	1	0	0	0	0	0	0
EKU	11/8/19	20	0-4	.000	0-2	.000	0-0	.000	1-6-7	1	1	1	0	0	0	0
EVANSVILLE	11/12/19	12	1-1	1.000	1-1	1.000	0-0	.000	0-2-2	0	0	0	0	0	0	3
UTAH VALLEY	11/18/19	18	0-2	.000	0-2	.000	4-4	1.000	1-1-2	3	1	1	0	0	1	4
MT. ST. MARY'S	11/22/19	9	0-4	.000	0-2	.000	0-0	.000	0-3-3	0	0	0	0	0	0	0
LAMAR	11/24/19	14	1-3	.333	0-2	.000	0-0	.000	0-1-1	1	0	0	0	0	0	2
UAB	11/29/19	13	2-4	.500	1-2	.500	0-0	.000	2-0-2	1	0	0	0	0	0	5
FDU	12/7/19	* 22	1-5	.200	0-2	.000	2-2	1.000	1-2-3	0	1	0	0	0	2	4
GEORGIA TECH	12/14/19	4	0-1	.000	0-0	.000	0-0	.000	0-0-0	0	0	1	0	0	0	0
vs. Utah	12/18/19	3	0-0	.000	0-0	.000	0-0	.000	0-0-0	0	0	2	0	0	0	0
vs. Ohio State	12/21/19	8	1-3	.333	0-1	.000	0-0	.000	0-3-3	3	0	0	0	0	0	2
LOUISVILLE	12/28/19	2	0-0	.000	0-0	.000	0-0	.000	0-1-1	0	0	0	0	0	0	0
MISSOURI	1/4/20	DNP - Illness														
at Georgia	1/7/20	DNP - Illness														
ALABAMA	1/11/20	DNP - Coach's decision														
at South Carolina	1/15/20	8	1-4	.250	0-1	.000	0-0	.000	1-4-5	1	0	0	0	0	0	2
at Arkansas	1/18/20	17	2-5	.400	1-2	.500	0-0	.000	0-1-1	1	0	0	0	0	0	5
GEORGIA	1/21/20	18	3-5	.600	0-2	.000	0-2	.000	2-1-3	0	1	0	0	0	0	6
at Texas Tech	1/25/20	9	2-3	.667	1-2	.500	0-0	.000	0-1-1	3	0	1	0	1	0	5
VANDERBILT	1/29/20	15	1-4	.250	0-2	.000	0-0	.000	0-3-3	0	0	0	1	0	0	2
at Auburn	2/1/20	15	1-3	.333	1-2	.500	0-0	.000	0-2-2	3	0	2	0	0	0	3
MISSISSIPPI ST.	2/4/20	5	0-0	.000	0-0	.000	0-0	.000	0-1-1	0	0	0	0	0	0	0
at Tennessee	2/8/20	24	4-4	1.000	3-3	1.000	2-2	1.000	1-0-1	2	1	1	0	1	1	13
at Vanderbilt	2/11/20	10	1-2	.500	0-0	.000	0-0	.000	1-1-2	2	0	0	0	0	0	2
OLE MISS	2/15/20	16	1-4	.250	1-4	.250	2-2	1.000	1-1-2	0	0	1	0	0	0	5
at LSU	2/18/20	9	1-4	.250	1-2	.500	0-0	.000	0-0-0	1	1	0	0	0	0	3
FLORIDA	2/22/20	* 10	0-1	.000	0-1	.000	0-0	.000	1-2-3	0	0	1	0	0	0	0

Career Statistics

Year	GP-GS	Min-Avg	FG-FGA	Pct	3FG-FGA	Pct	FT-FTA	Pct	Off-Def-Tot-Avg	PF-FO	Ast	TO	Blk	Stl	Pts	Avg
2019-20	24-2	284-11.8	23-66	.348	10-35	.286	10-12	.833	12-36-48-2.0	23-0	6	11	1	5	66	2.8
TOTAL	24-2	284-11.8	23-66	.348	10-35	.286	10-12	.833	12-36-48-2.0	23-0	6	11	1	5	66	2.8

12

2019-20 SEASON/CAREER HIGHS

Points	
Season	15, vs. FDU (12/7/19)
Career	15, vs. FDU (12/7/19)
Rebounds	
Season	9, vs. Tennessee (2/8/20)
Career	9, vs. Tennessee (2/8/20)
Field Goals	
Season	6, vs. FDU (12/7/19)
Career	6, vs. FDU (12/7/19)
Field Goals Attempted	
Season	11, vs. FDU (12/7/19)
Career	11, vs. FDU (12/7/19)
3-Point Field Goals	
Season	1, 3x, last vs. FDU (12/7/19)
Career	1, 3x, last vs. FDU (12/7/19)
3-Point Field Goals Attempted	
Season	2, 6x, last at South Carolina (1/15/20)
Career	2, 6x, last at South Carolina (1/15/20)
Free Throws	
Season	4, vs. Arkansas (1/18/20)
Career	4, vs. Arkansas (1/18/20)
Free Throws Attempted	
Season	6, 2x, vs. Arkansas (1/18/20)
Career	6, 2x, vs. Arkansas (1/18/20)
Assists	
Season	1, 6x, last vs. Ohio State (12/21/19)
Career	1, 6x, last vs. Ohio State (12/21/19)
Steals	
Season	2, at South Carolina (1/15/20)
Career	2, at South Carolina (1/15/20)
Blocks	
Season	2, vs. Ohio State (12/21/19)
Career	2, vs. Ohio State (12/21/19)
Minutes	
Season	26, 2x, last at Tennessee (2/8/20)
Career	26, 2x, last at Tennessee (2/8/20)

MISCELLANEOUS	2019-20	CAREER
Dunks	8	8
Double-Figure Scoring Games	4	4
Double-Figure Rebounding Games	0	0
Games With Double-Double	0	0
Games Led UK in Scoring	0	0
Games Led UK in Rebounding	2	2
Games Led UK in Assists	0	0
Games Led UK in Steals	1	1
Games Led UK in Blocks	2	2
Games With 3+ Assists	0	0
Games With 3+ Blocks	0	0
Games With 3+ Steals	0	0
Games With 3+ 3-Pointers	0	0

- After coming up a key defensive rebound, hit the game-clinching free throws in the final seconds vs. Ole Miss
- Grabbed a career-high nine rebounds in a career-high-tying 26 minutes at Tennessee
- Emerged as a spark in the games at Arkansas and vs. Georgia, posting 10 points and seven rebounds vs. the Razorbacks and eight points and five rebounds vs. the Bulldogs, igniting game-changing runs in both games
 - Associate head coach Kenny Payne on Brooks' late contributions at Arkansas: "I'm so proud of him. ... He stood up and he came through for us. Really big. Big day for him"
- Scored a career-high 15 points to go along with five rebounds vs. Fairleigh Dickinson on 6-of-11 shooting in an efficient 16 minutes of action
- Posted his first double-figure scoring game as a Wildcat against Eastern Kentucky with 11 points
- Ranked the No. 24 overall player by the Recruiting Services Consensus Index
- Averaged 20.1 points and 7.5 rebounds per game for La Lumiere School, which appeared in the GEICO High School Nationals
 - In the semifinals of that tournament scored a team-high 20 points
- La Lumiere produced a 30-1 record and was ranked No. 1 in the country for much of his senior season
- USA Today All-USA Boys Basketball Honorable Mention
- Underrated athlete who is considered to be one of the best dunkers on the team with a 37-inch vertical
- Tabbed the Wayne Area Player of the Year and Fort Wayne News Player of the Year
- Scored 15 points in the Jordan Brand Classic



Birthday: Aug. 7

Parents: Keion Sr. and Sarit Brooks

Major: Undeclared/exploratory studies in agriculture

Chose his number because ...
It's the same number his dad wore in high school

Did you know?
He was an honor roll student in high school and his grandparents have been his life's greatest influences

Game-By-Game Statistics

Opponent	Date	GS	Min	FG-A	Pct.	3FG-A	Pct.	FT-A	Pct.	Off-Def-Tot	PF	Ast	TO	Blk	Stl	Pts
vs. Michigan St.	11/5/19	15	0-3	.000	0-2	.000	0-0	.000	0-2-2	2	0	1	0	0	0	0
EKU	11/8/19	20	5-7	.714	0-0	.000	1-6	.167	4-4-8	1	0	3	0	0	0	11
EVANSVILLE	11/12/19	21	3-8	.375	0-1	.000	0-0	.000	2-2-4	1	1	0	0	0	0	6
UTAH VALLEY	11/18/19	14	2-3	.667	0-0	.000	1-2	.500	0-4-4	1	0	0	0	0	0	5
MT. ST. MARY'S	11/22/19	18	1-3	.333	0-1	.000	0-1	.000	0-3-3	1	1	0	0	0	1	2
LAMAR	11/24/19	15	3-6	.500	1-2	.500	2-2	1.000	1-2-3	0	0	1	0	0	0	9
UAB	11/29/19	21	2-5	.400	1-1	1.000	0-0	.000	0-4-4	0	1	1	0	0	0	5
FDU	12/7/19	16	6-11	.545	1-2	.500	2-2	1.000	2-3-5	3	1	2	1	1	1	15
GEORGIA TECH	12/14/19	26	4-7	.571	0-0	.000	2-2	1.000	1-3-4	1	1	0	1	1	1	10
vs. Utah	12/18/19	18	4-8	.500	0-2	.000	0-0	.000	2-1-3	2	0	1	0	0	0	8
vs. Ohio State	12/21/19	9	0-3	.000	0-0	.000	0-0	.000	1-0-1	0	1	1	2	0	0	0
LOUISVILLE	12/28/19 *	25	0-4	.000	0-2	.000	2-2	1.000	1-0-1	2	0	2	1	1	1	2
MISSOURI	1/4/20 *	11	1-3	.333	0-1	.000	1-1	1.000	0-1-1	1	0	1	0	0	0	3
at Georgia	1/7/20 *	14	3-4	.750	0-0	.000	0-0	.000	1-0-1	1	0	2	0	0	0	6
ALABAMA	1/11/20 *	10	1-2	.500	0-0	.000	0-0	.000	0-0-0	2	0	1	0	0	0	2
at South Carolina	1/15/20 *	13	0-5	.000	0-2	.000	0-0	.000	3-4-7	3	0	1	1	1	2	0
at Arkansas	1/18/20	17	3-4	.750	0-0	.000	4-6	.667	1-6-7	2	0	3	1	1	1	10
GEORGIA	1/21/20	16	4-7	.571	0-0	.000	0-1	.000	3-2-5	2	0	1	1	0	0	8
at Texas Tech	1/25/20	7	0-0	.000	0-0	.000	0-0	.000	0-0-0	0	0	1	0	0	0	0
VANDERBILT	1/29/20	11	0-2	.000	0-1	.000	0-0	.000	0-2-2	0	0	0	1	0	0	0
at Auburn	2/1/20	22	2-2	1.000	0-0	.000	0-0	.000	0-2-2	4	0	0	1	0	0	4
MISSISSIPPI ST.	2/4/20	5	0-1	.000	0-0	.000	0-0	.000	1-0-1	2	0	0	0	0	0	0
at Tennessee	2/8/20	26	2-5	.400	0-0	.000	0-0	.000	3-6-9	4	0	1	0	0	0	4
at Vanderbilt	2/11/20	13	2-3	.667	0-0	.000	0-0	.000	1-2-3	1	0	0	1	0	0	4
OLE MISS	2/15/20	11	0-2	.000	0-0	.000	2-2	1.000	1-5-6	2	0	1	1	0	0	2
at LSU	2/18/20	15	1-3	.333	0-0	.000	0-0	.000	1-2-3	1	0	0	0	0	1	2
FLORIDA	2/22/20	10	1-2	.500	0-0	.000	0-0	.000	0-3-3	0	0	0	0	0	0	2

Career Statistics

Year	GP-GS	Min-Avg	FG-FGA	Pct	3FG-FGA	Pct	FT-FTA	Pct	Off-Def-Tot-Avg	PF-FO	Ast	TO	Blk	Stl	Pts	Avg
2019-20	27-5	419-15.5	50-113	.442	3-17	.176	17-27	.630	29-63-92-3.4	39-0	6	24	12	8	120	4.4
TOTAL	27-5	419-15.5	50-113	.442	3-17	.176	17-27	.630	29-63-92-3.4	39-0	6	24	12	8	120	4.4

2019-20 SEASON/CAREER HIGHS

Points		
Season	-	
Career	5, at Denver (11/12/17)	
Rebounds		
Season	-	
Career	4, vs. UC RIVERSIDE (1/24/18)	
Field Goals		
Season	-	
Career	1, 4x, last at Hawaii (2/24/18)	
Field Goals Attempted		
Season	1, vs. MT. ST. MARY'S (11/22/19)	
Career	3, at Hawaii (2/24/18)	
3-Point Field Goals		
Season	-	
Career	1, 2x, last vs. CHAPMAN (11/14/17)	
3-Point Field Goals Attempted		
Season	-	
Career	1, 8x, last at Hawaii (2/24/18)	
Free Throws		
Season	-	
Career	2, 2x, last vs. UC RIVERSIDE (1/24/18)	
Free Throws Attempted		
Season	-	
Career	2, 2x, last vs. UC RIVERSIDE (1/24/18)	
Assists		
Season	-	
Career	4, vs. CHAPMAN (11/14/17)	
Steals		
Season	1, 2x, last vs. LAMAR (11/24/19)	
Career	1, 4x, last vs. LAMAR (11/24/19)	
Blocks		
Season	-	
Career	-	
Minutes		
Season	1, 3x, last vs. FDU (12/7/19)	
Career	14, vs. UC RIVERSIDE (1/24/18)	

MISCELLANEOUS		
2019-20	CAREER*	
Dunks	0	0
Double-Figure Scoring Games	0	0
Double-Figure Rebounding Games	0	0
Games With Double-Double	0	0
Games Led UK in Scoring	0	0
Games Led UK in Rebounding	0	0
Games Led UK in Assists	0	2
Games Led UK in Steals	0	0
Games Led UK in Blocks	0	0
Games With 3+ Assists	0	2
Games With 3+ Blocks	0	0
Games With 3+ Steals	0	0
Games With 3+ 3-Pointers	0	0
*includes UC Irvine/Division I statistics		

- Has made four appearances with two steals
- Made first appearance as a Wildcat in regular-season action vs. Eastern Kentucky and recorded a steal
- Saw action in 27 games a season ago at the College of the Desert
- Averaged 8.2 points, 5.0 assists and 3.5 rebounds per game
- Dished out a team-high 134 assists and sunk 31 shots from beyond the arc
- Scored a career-high 29 points vs. San Jacinto on 9-of-11 shooting and 10 of 11 from the free-throw line
- Played at UC Irvine his freshman season, appearing in 27 games
 - Saw double-digit minutes four times
- Scored five points in his collegiate debut at Denver
- Played for Chatfield High School to conclude his prep career
 - Won a league or county championship during all four years of his high school career
- 2016 Chauncey Billups regional champion
- School reached the Colorado High School Activities Association Final Four in 2016
- Two-time All-Conference performer
- Academic All-State



Birthday: Sept. 26

Parents: John and Jean Welch

Major: Liberal studies

Of note
His dad, John, is an assistant with the Los Angeles Clippers and has coached in the NBA for more than 15 years. He also played for UNLV

Did you know?
He is a vegetarian and enjoys relaxing at the beach in his free time

Game-By-Game Statistics

Opponent	Date	GS	Min	FG-A	Pct.	3FG-A	Pct.	FT-A	Pct.	Off-Def-Tot	PF	Ast	TO	Blk	Stl	Pts
vs. Michigan St.	11/5/19															
		DNP - Coach's Decision														
EKU	11/8/19		<0	0-0	.000	0-0	.000	0-0	.000	0-0-0	0	0	0	0	1	0
EVANSVILLE	11/12/19															
		DNP - Coach's decision														
UTAH VALLEY	11/18/19															
		DNP - Coach's decision														
MT. ST. MARY'S	11/22/19	1	0-1	.000	0-0	.000	0-0	.000	0-0-0	0	0	0	0	0	0	0
LAMAR	11/24/19	1	0-0	.000	0-0	.000	0-0	.000	0-0-0	0	0	0	0	1	0	0
UAB	11/29/19															
		DNP - Coach's decision														
FDU	12/7/19	1	0-0	.000	0-0	.000	0-0	.000	0-0-0	0	0	0	0	0	0	0
GEORGIA TECH	12/14/19															
		DNP - Coach's decision														
vs. Utah	12/18/19															
		DNP - Coach's decision														
vs. Ohio State	12/21/19															
		DNP - Coach's decision														
LOUISVILLE	12/28/19															
		DNP - Coach's decision														
MISSOURI	1/4/20															
		DNP - Coach's decision														
at Georgia	1/7/20															
		DNP - Coach's decision														
ALABAMA	1/11/20															
		DNP - Coach's decision														
at South Carolina	1/15/20															
		DNP - Coach's decision														
at Arkansas	1/18/20															
		DNP - Coach's decision														
GEORGIA	1/21/20															
		DNP - Coach's decision														
at Texas Tech	1/25/20															
		DNP - Coach's decision														
VANDERBILT	1/29/20															
		DNP - Coach's decision														
at Auburn	2/1/20															
		DNP - Coach's decision														
MISSISSIPPI ST.	2/4/20															
		DNP - Coach's decision														
at Tennessee	2/8/20															
		DNP - Coach's decision														
at Vanderbilt	2/11/20															
		DNP - Coach's decision														
OLE MISS	2/15/20															
		DNP - Coach's decision														
at LSU	2/18/20															
		DNP - Coach's decision														
FLORIDA	2/22/20															
		DNP - Coach's decision														

Career Statistics

Year	GP-GS	Min-Avg	FG-FGA	Pct	3FG-FGA	Pct	FT-FTA	Pct	Off-Def-Tot-Avg	PF-FO	Ast	TO	Blk	Stl	Pts	Avg
2017-18	27-0	143-5.3	4-13	.308	2-8	.250	4-5	.800	2-12-14-0.5	22-0	15	7	0	2	14	0.5
2019-20	4-0	3-0.8	0-1	.000	0-0	.000	0-0	.000	0-0-0-0.0	0-0	0	0	0	2	0	0.0
TOTAL	31-0	146-4.7	4-14	.286	2-8	.250	4-5	.800	2-12-14-0.5	22-0	15	7	0	4	14	0.5

14

BRENNAN CANADA

Freshman | Forward | 6-6 | 198 lbs | Mount Sterling, Ky. | George Rogers Clark

[@brennanc14](#) | [@brennanc14](#)

2019-20 SEASON/CAREER HIGHS

Points	
Season	-
Career	-
Rebounds	
Season	-
Career	-
Field Goals	
Season	-
Career	-
Field Goals Attempted	
Season	-
Career	-
3-Point Field Goals	
Season	-
Career	-
3-Point Field Goals Attempted	
Season	-
Career	-
Free Throws	
Season	-
Career	-
Free Throws Attempted	
Season	-
Career	-
Assists	
Season	-
Career	-
Steals	
Season	-
Career	-
Blocks	
Season	-
Career	-
Minutes	
Season	1, 3x, last vs. FDU (12/7/19)
Career	1, 3x, last vs. FDU (12/7/19)

MISCELLANEOUS	2019-20	CAREER
Dunks	0	0
Double-Figure Scoring Games	0	0
Double-Figure Rebounding Games	0	0
Games With Double-Double	0	0
Games Led UK in Scoring	0	0
Games Led UK in Rebounding	0	0
Games Led UK in Assists	0	0
Games Led UK in Steals	0	0
Games Led UK in Blocks	0	0
Games With 3+ Assists	0	0
Games With 3+ Blocks	0	0
Games With 3+ Steals	0	0
Games With 3+ 3-Pointers	0	0

- Has made four appearances
- Made first appearance as a Wildcat in regular-season action vs. Eastern Kentucky
- Walk-on who is one of the best prospects from the state of Kentucky
- Capped his high school career with 1,371 career points and 776 rebounds
- Two-year captain
- Named an All-10th Region First Team selection
- Averaged 15.0 points and 9.5 rebounds per game as a senior
 - Had 13 double-doubles
- Double-digit scorer over his final three seasons
- Three-time All-District Team selection and a three-time All-District Tournament Team pick
- Team claimed two District 40 titles
 - 10th Region runners-up in 2019



Birthday: July 15

Parents: Lynn and Melissa Canada

Major: Marketing

Proudest basketball moment is ...
Winning back-to-back district titles

Did you know?
He and UK teammate Dontaie Allen were AAU teammates and have been friends since seventh grade

Game-By-Game Statistics

Opponent	Date	GS	Min	FG-A	Pct.	3FG-A	Pct.	FT-A	Pct.	Off-Def-Tot	PF	Ast	TO	Blk	Stl	Pts
vs. Michigan St.	11/5/19															
EKU	11/8/19		<0	0-0	.000	0-0	.000	0-0	.000	0-0-0	0	0	1	0	0	0
EVANSVILLE	11/12/19															
UTAH VALLEY	11/18/19															
MT. ST. MARY'S	11/22/19	1	0-0	.000	0-0	.000	0-0	.000	0-0-0	0	0	0	0	0	0	0
LAMAR	11/24/19	1	0-0	.000	0-0	.000	0-0	.000	0-0-0	0	0	0	0	0	0	0
UAB	11/29/19															
FDU	12/7/19	1	0-0	.000	0-0	.000	0-0	.000	0-0-0	0	0	0	0	0	0	0
GEORGIA TECH	12/14/19															
vs. Utah	12/18/19															
vs. Ohio State	12/21/19															
LOUISVILLE	12/28/19															
MISSOURI	1/4/20															
at Georgia	1/7/20															
ALABAMA	1/11/20															
at South Carolina	1/15/20															
at Arkansas	1/18/20															
GEORGIA	1/21/20															
at Texas Tech	1/25/20															
VANDERBILT	1/29/20															
at Auburn	2/1/20															
MISSISSIPPI ST.	2/4/20															
at Tennessee	2/8/20															
at Vanderbilt	2/11/20															
OLE MISS	2/15/20															
at LSU	2/18/20															
FLORIDA	2/22/20															

Career Statistics

Year	GP-GS	Min-Avg	FG-FGA	Pct	3FG-FGA	Pct	FT-FTA	Pct	Off-Def-Tot-Avg	PF-FO	Ast	TO	Blk	Stl	Pts	Avg
2019-20	4-0	3-0.8	0-0	.000	0-0	.000	0-0	.000	0-0-0-0.0	0-0	0	1	0	0	0	0.0
TOTAL	4-0	3-0.8	0-0	.000	0-0	.000	0-0	.000	0-0-0-0.0	0-0	0	1	0	0	0	0.0



2019-20 SEASON/CAREER HIGHS

Points		
Season	25, vs. FDU (12/7/19)	
Career	25, vs. FDU (12/7/19)	
Rebounds		
Season	10, vs. Utah (12/18/19)	
Career	13, vs. SOUTH CAROLINA (2/5/19)	
Field Goals		
Season	12, vs. FDU (12/7/19)	
Career	12, vs. FDU (12/7/19)	
Field Goals Attempted		
Season	16, vs. FDU (12/7/19)	
Career	16, vs. FDU (12/7/19)	
3-Point Field Goals		
Season	1, vs. MT. ST. MARY'S (11/22/19)	
Career	1, 3x, last vs. MT. ST. MARY'S (11/22/19)	
3-Point Field Goals Attempted		
Season	2, vs. LAMAR (11/24/19)	
Career	2, 2x, last vs. LAMAR (11/24/19)	
Free Throws		
Season	4, 2x, last at Vanderbilt (2/11/20)	
Career	4, 2x, last at Vanderbilt (2/11/20)	
Free Throws Attempted		
Season	5, 2x, last vs. MISSISSIPPI ST. (2/4/20)	
Career	5, 2x, last vs. MISSISSIPPI ST. (2/4/20)	
Assists		
Season	2, 2x, last at Tennessee (2/8/20)	
Career	2, 6x, last at Tennessee (2/8/20)	
Steals		
Season	3, vs. MISSISSIPPI STATE (2/4/20)	
Career	3, 2x, last vs. MISSISSIPPI ST. (2/4/20)	
Blocks		
Season	3, 4x, last at Vanderbilt (2/11/20)	
Career	4, at Ole Miss (3/5/19)	
Minutes		
Season	32, vs. MISSISSIPPI STATE (2/4/20)	
Career	32, vs. MISSISSIPPI STATE (2/4/20)	

MISCELLANEOUS	2019-20	CAREER
Dunks	13	31
Double-Figure Scoring Games	4	6
Double-Figure Rebounding Games	1	3
Games With Double-Double	0	1
Games Led UK in Scoring	2	2
Games Led UK in Rebounding	3	6
Games Led UK in Assists	0	0
Games Led UK in Steals	3	9
Games Led UK in Blocks	8	22
Games With 3+ Assists	0	0
Games With 3+ Blocks	4	7
Games With 3+ Steals	1	2
Games With 3+ 3-Pointers	0	0

- Led the team in blocks in five of the last seven games
- Provided a big lift vs. Mississippi State with 12 points, eight rebounds and a career-high-tying three steals in a career-high 32 minutes
- His points were his most since scoring a career-high 25 vs. Fairleigh Dickinson
- John Calipari on Montgomery's performance: "EJ was ridiculous. That's my vision of him. That's what I think he is"
- Posted 10 points and six rebounds in the home game vs. Georgia
- Contributed 24 productive minutes vs. Alabama with eight points (4-of-6 shooting) and six rebounds
 - The Wildcats were plus-19 with him on the floor, a team best
- Pitched in with eight points and a game-high 10 rebounds against Utah
- Set a career-high scoring mark for the second straight game with 25 points against Fairleigh Dickinson to go along with nine rebounds
 - Became the first Wildcat with at least 12 makes since Shai Gilgeous-Alexander made 12 vs. Vanderbilt on Jan. 30, 2018
 - Averaged 13.8 points, 6.8 rebounds and 64.1% shooting in the first four games after returning from a right ankle sprain
- After missing three games with a right ankle injury, led UK with a plus-29 mark – the best on the team – vs. Mount St. Mary's in just 15 minutes of play
- Declared for the NBA Draft but elected to return for his sophomore season
- Preseason All-SEC Second Team selection by the league's media and coaches
- Started nine of final 11 games last season. UK was 8-1 in those games and 9-1 when he started
- Finished third on the team with 38 blocks, including a career-high four at Ole Miss
- Grabbed 11 rebounds in his NCAA Tournament debut against Abilene Christian
- Had his best game as a freshman vs. South Carolina, notching his first career double-double with 11 points and 13 rebounds, both career highs
- Averaged 25.6 points, 13.6 rebounds and 4.3 assists per game as a senior at Wheeler High School
- McDonald's All American, five-star recruit and ranked as high as No. 6 overall by 247 Sports out of high school

Birthday: Sept. 12

Parents: Efrem and Glenda Montgomery

Major: Community and leadership development

He's currently watching ...
Money Heist on Netflix

Did you know?
Favorite restaurant in Lexington is The Local Taco

Game-By-Game Statistics

Opponent	Date	GS	Min	FG-A	Pct.	3FG-A	Pct.	FT-A	Pct.	Off-Def-Tot	PF	Ast	TO	Blk	Stl	Pts
vs. Michigan St.	11/5/19	*	14	2-6	.333	0-0	.000	0-2	.000	0-2-2	1	0	1	2	0	4
EKU	11/8/19		DNP - Right ankle sprain													
EVANSVILLE	11/12/19		DNP - Right ankle sprain													
UTAH VALLEY	11/18/19		DNP - Right ankle sprain													
MT. ST. MARY'S	11/22/19		15	3-4	.750	1-1	1.000	0-0	.000	1-5-6	4	1	1	0	0	7
LAMAR	11/24/19		22	3-6	.500	0-2	.000	1-3	.333	1-3-4	0	0	2	3	0	7
UAB	11/29/19	*	31	7-13	.538	0-1	.000	2-2	1.000	2-6-8	3	0	1	2	0	16
FDU	12/7/19	*	27	12-16	.750	0-1	.000	1-2	.500	4-5-9	2	0	1	1	1	25
GEORGIA TECH	12/14/19	*	20	0-4	.000	0-0	.000	0-0	.000	1-2-3	2	1	0	0	0	0
vs. Utah	12/18/19	*	29	4-8	.500	0-0	.000	0-0	.000	4-6-10	2	1	1	0	1	8
vs. Ohio State	12/21/19	*	28	2-4	.500	0-0	.000	0-0	.000	2-3-5	3	1	0	0	0	4
LOUISVILLE	12/28/19	*	25	2-5	.400	0-0	.000	0-0	.000	0-5-5	4	1	1	2	0	4
MISSOURI	1/4/20	*	23	1-4	.250	0-0	.000	1-2	.500	2-2-4	3	0	2	1	0	3
at Georgia	1/7/20	*	21	1-3	.333	0-0	.000	0-1	.000	2-5-7	2	2	2	0	0	2
ALABAMA	1/11/20	*	25	4-6	.667	0-0	.000	0-0	.000	0-6-6	1	0	1	1	0	8
at South Carolina	1/15/20	*	26	1-4	.250	0-0	.000	4-5	.800	0-5-5	5	0	1	1	0	6
at Arkansas	1/18/20	*	17	0-1	.000	0-0	.000	1-2	.500	0-2-2	5	1	3	1	0	1
GEORGIA	1/21/20	*	19	4-6	.667	0-0	.000	2-3	.667	3-3-6	3	0	2	2	1	10
at Texas Tech	1/25/20	*	25	1-3	.333	0-0	.000	2-2	1.000	2-3-5	3	1	0	0	0	4
VANDERBILT	1/29/20	*	26	4-5	.800	0-0	.000	1-1	1.000	2-2-4	2	1	2	0	0	9
at Auburn	2/1/20	*	17	1-1	1.000	0-0	.000	0-0	.000	1-3-4	4	1	0	3	0	2
MISSISSIPPI ST.	2/4/20	*	32	5-11	.455	0-0	.000	2-5	.400	2-6-8	4	1	0	1	3	12
at Tennessee	2/8/20	*	15	1-2	.500	0-0	.000	0-0	.000	0-3-3	2	2	1	3	2	2
at Vanderbilt	2/11/20	*	29	1-3	.333	0-0	.000	4-4	1.000	4-5-9	3	0	1	3	0	6
OLE MISS	2/15/20	*	21	0-0	.000	0-0	.000	2-2	1.000	4-4-8	5	0	0	0	1	2
at LSU	2/18/20	*	12	2-3	.667	0-0	.000	0-0	.000	1-1-2	3	0	0	2	0	4
FLORIDA	2/22/20	*	30	3-4	.750	0-0	.000	0-0	.000	0-2-2	3	0	1	2	0	6

Career Statistics

Year	GP-GS	Min-Avg	FG-FGA	Pct	3FG-FGA	Pct	FT-FTA	Pct	Off-Def-Tot-Avg	PF-FO	Ast	TO	Blk	Stl	Pts	Avg
2018-19	37-10	558-15.1	60-125	.480	2-10	.200	17-30	.567	62-88-150-4.1	79-0	15	29	38	16	139	3.8
2019-20	24-22	552-23.0	64-122	.525	1-5	.200	23-36	.639	38-89-127-5.3	69-3	14	24	30	9	152	6.3
TOTAL	61-32	1110-18.2	124-247	.502	3-15	.200	40-66	.606	100-177-277-4.5	148-3	29	53	68	25	291	4.8



THE STAT CREW SYSTEM
#10/10 Kentucky Combined Team Statistics (as of Feb 22, 2020)
All games



RECORD:	OVERALL	HOME	AWAY	NEUTRAL
ALL GAMES	22-5	15-1	6-2	1-2
CONFERENCE	12-2	7-0	5-2	0-0
NON-CONFERENCE	10-3	8-1	1-0	1-2

#	Player	gp-gs	min	avg	Total		3-Point		F-Throw		Rebounds				pf	dq	a	to	blk	stl	pts	avg
					fg-fga	fg%	3fg-fga	3fg%	ft-fa	ft%	off	def	tot	avg								
05	Quickley, Immanuel	26-16	850	32.7	114-279	.409	49-121	.405	130-142	.915	15	89	104	4.0	55	2	49	37	3	22	407	15.7
04	Richards, Nick	27-26	813	30.1	147-224	.656	0-0	.000	92-122	.754	75	141	216	8.0	84	3	7	40	60	3	386	14.3
03	Maxey, Tyrese	27-24	918	34.0	131-299	.438	28-97	.289	85-103	.825	9	107	116	4.3	67	1	83	61	11	23	375	13.9
00	Hagans, Ashton	27-26	896	33.2	98-237	.414	16-57	.281	107-133	.805	5	104	109	4.0	69	4	175	94	6	53	319	11.8
23	Montgomery, EJ	24-22	552	23.0	64-122	.525	1-5	.200	23-36	.639	38	89	127	5.3	69	3	14	24	30	9	152	6.3
01	Sestina, Nate	24-6	480	20.0	47-108	.435	19-49	.388	23-30	.767	32	65	97	4.0	62	2	21	20	16	10	136	5.7
12	Brooks Jr., Keion	27-5	419	15.5	50-113	.442	3-17	.176	17-27	.630	29	63	92	3.4	39	0	6	24	12	8	120	4.4
02	Whitney, Kahlil	18-8	231	12.8	23-62	.371	4-16	.250	10-23	.435	14	17	31	1.7	23	1	8	15	3	5	60	3.3
10	Juzang, Johnny	24-2	284	11.8	23-66	.348	10-35	.286	10-12	.833	12	36	48	2.0	23	0	6	11	1	5	66	2.8
33	Jordan, Ben	2-0	1	0.5	0-1	.000	0-0	.000	0-0	.000	0	0	0	0.0	0	0	0	0	0	0	0	0.0
13	Welch, Riley	4-0	3	0.8	0-1	.000	0-0	.000	0-0	.000	0	0	0	0.0	0	0	0	0	0	2	0	0.0
14	Canada, Brennan	4-0	3	0.8	0-0	.000	0-0	.000	0-0	.000	0	0	0	0.0	0	0	0	1	0	0	0	0.0
Team											34	37	71				13					
Total.....		27	5450		697-1512	.461	130-397	.327	497-628	.791	263	748	1011	37.4	491	16	369	340	142	140	2021	74.9
Opponents.....		27	5450		622-1609	.387	180-609	.296	348-509	.684	299	593	892	33.0	536	-	283	323	87	141	1772	65.6

TEAM STATISTICS	UK	OPP	Date	Opponent	Score	Att.	
SCORING	2021	1772	1	11/5/19	vs #1/1 Michigan State	w 69-62	19812
Points per game	74.9	65.6		11/8/19	EASTERN KENTUCKY	w 91-49	20163
Scoring margin	+9.2	-		11/12/19	EVANSVILLE	L 64-67	19101
FIELD GOALS-ATT	697-1512	622-1609	2	11/18/19	UTAH VALLEY	w 82-74	18859
Field goal pct	.461	.387	2	11/22/19	MOUNT ST. MARY'S	w 82-62	20351
3 POINT FG-ATT	130-397	180-609	2	11/24/19	LAMAR UNIVERSITY	w 81-56	20048
3-point FG pct	.327	.296	2	11/29/19	UAB	w 69-58	20401
3-pt FG made per game	4.8	6.7		12/7/19	FAIRLEIGH DICKINSON	w 83-52	20080
FREE THROWS-ATT	497-628	348-509		12/14/19	GEORGIA TECH	w 67-53	20111
Free throw pct	.791	.684	3	12/18/19	vs Utah	L 66-69	5507
F-Throws made per game	18.4	12.9	4	12/21/19	vs #5/4 Ohio State	L 65-71	12740
REBOUNDS	1011	892		12/28/19	#3/4 LOUISVILLE	wot 78-70	20437
Rebounds per game	37.4	33.0	*	1/4/20	MISSOURI	w 71-59	20396
Rebounding margin	+4.4	-	*	1/7/20	at NR/RV Georgia	w 78-69	10523
ASSISTS	369	283	*	1/11/20	ALABAMA	w 76-67	20407
Assists per game	13.7	10.5	*	1/15/20	at South Carolina	L 78-81	18000
TURNOVERS	340	323	*	1/28/20	at RV/RV Arkansas	w 73-66	19200
Turnovers per game	12.6	12.0	*	1/21/20	GEORGIA	w 89-79	20135
Turnover margin	-0.6	-	5	1/25/20	at #18/18 Texas Tech	wot 76-74	14763
Assist/turnover ratio	1.1	0.9	*	1/29/20	VANDERBILT	w 71-62	20311
STEALS	140	141	*	2/1/20	at #17/16 Auburn	L 66-75	9121
Steals per game	5.2	5.2	*	2/4/20	MISSISSIPPI STATE	w 80-72	20115
BLOCKS	142	87	*	2/8/20	at Tennessee	w 77-64	21232
Blocks per game	5.3	3.2	*	2/11/20	at Vanderbilt	w 78-64	11598
ATTENDANCE	321821	155756	*	2/15/20	OLE MISS	w 67-62	20417
Home games-Avg/Game	16-20114	8-14712	*	2/18/20	at RV/RV LSU	w 79-76	13260
Neutral site-Avg/Game	-	3-12686	*	2/22/20	RV/RV FLORIDA	w 65-59	20489

Score by Periods	1st	2nd	OT	Totals
#10/10 Kentucky	937	1055	29	2021
Opponents	802	951	19	1772

- * = Conference game
- 1 = State Farm Championship Classic | Madison Square Garden (New York)
- 2 = BBN Showcase | Rupp Arena (Lexington, Ky.)
- 3 = Neon Hoops Showcase | T-Mobile Arena (Las Vegas)
- 4 = CBS Sports Classic | T-Mobile Arena (Las Vegas)
- 5 = Big 12/SEC Challenge | United Supermarkets Arena (Lubbock, Texas)



THE STAT CREW SYSTEM
#10/10 Kentucky Combined Team Statistics (as of Feb 22, 2020)
Conference games only



RECORD:	OVERALL	HOME	AWAY	NEUTRAL
ALL GAMES	12-2	7-0	5-2	0-0
CONFERENCE	12-2	7-0	5-2	0-0
NON-CONFERENCE	0-0	0-0	0-0	0-0

#	Player	gp-gs	min	avg	Total		3-Point		F-Throw		Rebounds			pf	dq	a	to	blk	stl	pts	avg			
					fg-fga	fg%	3fg-fga	3fg%	ft-fta	ft%	off	def	tot											
05	Quickley, Immanuel	14-10	498	35.6	68-161	.422	31-68	.456	90-99	.909	7	53	60	4.3	32	2	27	15	2	12	257	18.4		
04	Richards, Nick	14-14	427	30.5	83-131	.634	0-0	.000	51-67	.761	42	74	116	8.3	44	2	2	22	30	0	217	15.5		
03	Maxeey, Tyrese	14-14	484	34.6	74-161	.460	12-43	.279	37-46	.804	5	56	61	4.4	32	0	45	30	8	14	197	14.1		
00	Hagans, Ashton	14-13	462	33.0	46-125	.368	8-31	.258	52-68	.765	1	58	59	4.2	42	4	80	52	4	25	152	10.9		
23	Montgomery, EJ	14-14	313	22.4	28-53	.528	0-0	.000	17-25	.680	21	49	70	5.0	45	3	8	16	20	7	73	5.2		
01	Sestina, Nate	14-0	234	16.7	23-57	.404	9-23	.391	6-11	.545	16	27	43	3.1	32	0	8	10	11	6	61	4.4		
10	Juzang, Johnny	11-1	147	13.4	15-36	.417	7-19	.368	4-6	.667	7	16	23	2.1	10	0	3	5	1	1	41	3.7		
12	Brooks Jr., Keion	14-4	194	13.9	20-45	.444	0-4	.000	7-10	.700	15	35	50	3.6	25	0	0	11	7	4	47	3.4		
02	Whitney, Kahlil	6-0	41	6.8	1-9	.111	0-3	.000	1-4	.250	1	2	3	0.5	5	0	1	1	1	0	3	0.5		
Team											22	19	41											
Total.....		14	2800		358-778	.460	67-191	.351	265-336	.789	137	389	526	37.6	267	11	174	171	84	69	1048	74.9		
Opponents.....		14	2800		325-847	.384	93-311	.299	212-306	.693	179	314	493	35.2	289	-	136	148	51	82	955	68.2		

TEAM STATISTICS	UK	OPP	Date	Opponent	Score	Att.
SCORING	1048	955	* 1/4/20	MISSOURI	w 71-59	20396
Points per game	74.9	68.2	* 1/7/20	at NR/RV Georgia	w 78-69	10523
Scoring margin	+6.6	-	* 1/11/20	ALABAMA	w 76-67	20407
FIELD GOALS-ATT	358-778	325-847	* 1/15/20	at South Carolina	L 78-81	18000
Field goal pct	.460	.384	* 1/28/20	at RV/RV Arkansas	w 73-66	19200
3 POINT FG-ATT	67-191	93-311	* 1/21/20	GEORGIA	w 89-79	20135
3-point FG pct	.351	.299	* 1/29/20	VANDERBILT	w 71-62	20311
3-pt FG made per game	4.8	6.6	* 2/1/20	at #17/16 Auburn	L 66-75	9121
FREE THROWS-ATT	265-336	212-306	* 2/4/20	MISSISSIPPI STATE	w 80-72	20115
Free throw pct	.789	.693	* 2/8/20	at Tennessee	w 77-64	21232
F-Throws made per game	18.9	15.1	* 2/11/20	at Vanderbilt	w 78-64	11598
REBOUNDS	526	493	* 2/15/20	OLE MISS	w 67-62	20417
Rebounds per game	37.6	35.2	* 2/18/20	at RV/RV LSU	w 79-76	13260
Rebounding margin	+2.4	-	* 2/22/20	RV/RV FLORIDA	w 65-59	20489
ASSISTS	174	136				
Assists per game	12.4	9.7	* = Conference game			
TURNOVERS	171	148	1 = State Farm Championship Classic Madison Squire Garden (New York)			
Turnovers per game	12.2	10.6	2 = BBN Showcase Rupp Arena (Lexington, Ky.)			
Turnover margin	-1.6	-	3 = Neon Hoops Showcase T-Mobile Arena (Las Vegas)			
Assist/turnover ratio	1.0	0.9	4 = CBS Sports Classic T-Mobile Arena (Las Vegas)			
STEALS	69	82	5 = Big 12/SEC Challenge United Supermarkets Arena (Lubbock, Texas)			
Steals per game	4.9	5.9				
BLOCKS	84	51				
Blocks per game	6.0	3.6				
ATTENDANCE	142270	102934				
Home games-Avg/Game	7-20324	7-14705				
Neutral site-Avg/Game	-	0-0				

Score by Periods	1st	2nd	Totals
#10/10 Kentucky	460	588	1048
Opponents	429	526	955



THE STAT CREW SYSTEM
 #10/10 Kentucky Team Game-by-Game Comparison (as of Feb 22, 2020)
All games



Opponent	1st	2nd	Score	Mar	Total FG	FG Pct	3-Pointers	3FG Pct	Free Throws	FT Pct	Rebounds	Assist	T/Over	Block	Steal	Fouls
#1/1 Michigan State	34/24	35/38	69-62	+7	19-50/22-56	.380/.393	6-18/5-26	.333/.192	25-32/13-18	.781/.722	30/30 -	9/14	10/16	3/2	4/4	20/22
EASTERN KENTUCKY	46/25	45/24	91-49	+42	34-62/16-64	.548/.250	2-14/8-33	.143/.242	21-32/9-11	.656/.818	54/25 +29	17/7	18/21	6/0	8/10	13/21
EVANSVILLE	30/34	34/33	64-67	(3)	20-54/23-60	.370/.383	4-17/9-30	.235/.300	20-25/12-13	.800/.923	35/38 (3)	6/10	13/14	2/0	6/2	18/18
UTAH VALLEY	35/27	47/47	82-74	+8	25-57/26-64	.439/.406	1-12/11-31	.083/.355	31-34/11-18	.912/.611	46/27 +19	11/14	14/7	2/5	2/4	13/24
MOUNT ST. MARY'S	39/34	43/28	82-62	+20	30-55/22-61	.545/.361	6-15/5-24	.400/.208	16-18/13-18	.889/.722	35/31 +4	21/8	12/10	3/2	4/5	14/18
LAMAR UNIVERSITY	41/21	40/35	81-56	+25	29-57/21-64	.509/.328	10-22/7-17	.455/.412	13-19/7-15	.684/.467	41/34 +7	19/8	11/10	13/2	6/6	14/16
UAB	38/25	31/33	69-58	+11	26-55/24-58	.473/.414	5-15/8-16	.333/.500	12-16/2-5	.750/.400	39/26 +13	19/11	12/12	3/3	2/3	13/18
FAIRLEIGH DICKINSON	43/23	40/29	83-52	+31	32-62/21-65	.516/.323	2-11/5-24	.182/.208	17-19/5-6	.895/.833	42/33 +9	20/8	9/13	4/7	6/2	14/15
GEORGIA TECH	36/30	31/23	67-53	+14	24-51/23-53	.471/.434	4-12/5-17	.333/.294	15-18/2-6	.833/.333	34/25 +9	18/11	16/17	5/4	8/5	13/18
Utah	31/35	35/34	66-69	(3)	26-63/23-42	.413/.548	2-17/8-15	.118/.533	12-16/15-23	.750/.652	31/31 -	14/15	12/17	3/1	7/2	22/19
#5/4 Ohio State	36/37	29/34	65-71	(6)	25-59/22-44	.424/.500	7-23/6-19	.304/.316	8-13/21-27	.615/.778	25/33 (8)	17/15	11/14	3/7	7/5	25/16
#3/4 LOUISVILLE	32/24	29/37	78-70	+8	25-54/27-67	.463/.403	7-15/7-27	.467/.259	21-25/9-20	.840/.450	35/34 +1	12/12	11/11	5/0	5/5	22/25
MISSOURI	31/26	40/33	71-59	+12	20-48/21-58	.417/.362	4-16/6-18	.250/.333	27-30/11-17	.900/.647	36/31 +5	13/7	13/11	8/4	3/8	19/28
NR/RV Georgia	31/37	47/32	78-69	+9	31-62/24-57	.500/.421	6-12/5-23	.500/.217	10-20/16-23	.500/.696	41/35 +6	18/11	12/14	6/2	7/8	19/21
ALABAMA	45/35	31/32	76-67	+9	28-63/28-76	.444/.368	9-15/4-21	.600/.190	11-17/7-12	.647/.583	44/44 -	15/14	14/8	8/6	5/3	13/14
South Carolina	33/25	45/56	78-81	(3)	24-55/29-73	.436/.397	5-15/7-19	.333/.368	25-36/16-30	.694/.533	41/43 (2)	10/13	15/9	6/3	5/5	26/28
RV/RV Arkansas	36/27	37/39	73-66	+7	24-54/19-57	.444/.333	5-14/8-26	.357/.308	20-27/20-30	.741/.667	47/29 +18	12/8	16/11	5/5	5/8	24/22
GEORGIA	41/35	48/44	89-79	+10	31-59/27-62	.525/.435	1-9/6-25	.111/.240	26-33/19-23	.788/.826	38/31 +7	15/12	11/12	8/1	6/5	19/24
#18/18 Texas Tech	36/34	28/30	76-74	+2	24-55/27-64	.436/.422	7-15/3-19	.467/.158	21-25/17-23	.840/.739	38/32 +6	12/14	20/13	6/3	6/6	23/17
VANDERBILT	28/35	43/27	71-62	+9	26-56/21-54	.464/.389	3-10/9-26	.300/.346	16-19/11-16	.842/.688	37/29 +8	13/8	11/12	3/5	4/5	16/19
#17/16 Auburn	35/34	31/41	66-75	(9)	20-49/18-51	.408/.353	6-16/6-23	.375/.261	20-24/33-44	.833/.750	28/42 (14)	8/9	12/7	6/2	0/7	29/19
MISSISSIPPI STATE	31/23	49/49	80-72	+8	24-54/25-68	.444/.368	1-10/5-16	.100/.313	31-36/17-21	.861/.810	37/40 (3)	14/5	8/10	2/4	7/2	14/25
Tennessee	37/30	40/34	77-64	+13	25-46/19-55	.543/.345	5-10/7-26	.500/.269	22-25/19-24	.880/.792	33/29 +4	10/12	14/8	3/6	6/5	21/20
Vanderbilt	27/36	51/28	78-64	+14	28-59/22-59	.475/.373	6-9/11-28	.667/.393	16-19/9-17	.842/.529	43/32 +11	12/13	9/7	12/4	5/3	19/19
OLE MISS	25/27	42/35	67-62	+5	23-59/24-60	.390/.400	2-22/6-17	.091/.353	19-24/8-11	.792/.727	41/33 +8	8/3	11/11	4/4	3/9	16/19
RV/RV LSU	29/28	50/48	79-76	+3	29-61/26-66	.475/.394	9-18/7-20	.500/.350	12-16/17-24	.750/.708	33/45 (12)	15/11	12/12	11/3	5/6	17/16
RV/RV FLORIDA	31/31	34/28	65-59	+6	25-53/22-51	.472/.431	5-15/6-23	.333/.261	10-10/9-14	1000/.643	27/30 (3)	11/10	13/16	2/2	8/8	15/15

Note: Game totals are displayed in the format TEAM/OPPONENT for each category



THE STAT CREW SYSTEM
 #10/10 Kentucky Player High/Low Analysis (as of Feb 22, 2020)
 All games



#10/10 Kentucky - INDIVIDUAL GAME HIGHS

Points	27		Richards, Nick vs Mississippi State (2/4/20)
	27		Maxey, Tyrese vs #3/4 Louisville (12/28/19)
	26		Quickley, Immanuel vs RV/RV Florida (2/22/20)
	26		Hagans, Ashton vs Utah Valley (11/18/19)
	26		Maxey, Tyrese vs #1/1 Michigan State (11/5/19)
Field Goals Made	12		Montgomery, EJ vs Fairleigh Dickinson (12/7/19)
	10		Maxey, Tyrese at Vanderbilt (2/11/20)
	10		Richards, Nick vs Eastern Kentucky (11/8/19)
Field Goal Att.	17		Quickley, Immanuel vs RV/RV Florida (2/22/20)
	17		Maxey, Tyrese at Vanderbilt (2/11/20)
	17		Quickley, Immanuel at #18/18 Texas Tech (1/25/20)
	17		Hagans, Ashton vs Georgia (1/21/20)
	17		Maxey, Tyrese vs Alabama (1/11/20)
FG Pct (min 5 made)	1.000	(7-7)	Richards, Nick vs UAB (11/29/19)
	1.000	(5-5)	Richards, Nick at Tennessee (2/8/20)
3-Point FG Made	5		Quickley, Immanuel vs Alabama (1/11/20)
	5		Sestina, Nate vs #5/4 Ohio State (12/21/19)
3-Point FG Att.	8		Quickley, Immanuel vs Ole Miss (2/15/20)
	8		Quickley, Immanuel at #18/18 Texas Tech (1/25/20)
	8		Quickley, Immanuel vs Missouri (1/4/20)
	8		Sestina, Nate vs #5/4 Ohio State (12/21/19)
3-Pt FG Pct (min 2 made)	1.000	(3-3)	Juzang, Johnny at Tennessee (2/8/20)
	1.000	(3-3)	Quickley, Immanuel at NR/RV Georgia (1/7/20)
	1.000	(2-2)	Maxey, Tyrese at South Carolina (1/15/20)
Free Throws Made	14		Quickley, Immanuel vs Mississippi State (2/4/20)
	13		Richards, Nick vs Mississippi State (2/4/20)
Free Throw Att.	15		Richards, Nick vs Mississippi State (2/4/20)
	14		Quickley, Immanuel vs Mississippi State (2/4/20)
	14		Richards, Nick at #18/18 Texas Tech (1/25/20)
FT Pct (min 3 made)	1.000	(14-14)	Quickley, Immanuel vs Mississippi State (2/4/20)
	1.000	(12-12)	Hagans, Ashton vs Utah Valley (11/18/19)
	1.000	(9-9)	Quickley, Immanuel vs Missouri (1/4/20)
	1.000	(8-8)	Quickley, Immanuel vs #3/4 Louisville (12/28/19)
	1.000	(7-7)	Quickley, Immanuel at Vanderbilt (2/11/20)
	1.000	(7-7)	Hagans, Ashton vs Fairleigh Dickinson (12/7/19)
	1.000	(7-7)	Quickley, Immanuel vs Eastern Kentucky (11/8/19)
	1.000	(6-6)	Quickley, Immanuel vs RV/RV Florida (2/22/20)
	1.000	(6-6)	Hagans, Ashton at Tennessee (2/8/20)
	1.000	(6-6)	Richards, Nick vs Georgia (1/21/20)
	1.000	(6-6)	Maxey, Tyrese vs Georgia Tech (12/14/19)
	1.000	(6-6)	Hagans, Ashton vs Mount St. Mary's (11/22/19)
	1.000	(5-5)	Quickley, Immanuel vs Vanderbilt (1/29/20)
	1.000	(5-5)	Maxey, Tyrese vs Georgia (1/21/20)
	1.000	(5-5)	Richards, Nick vs Utah Valley (11/18/19)
	1.000	(5-5)	Quickley, Immanuel vs Evansville (11/12/19)
	1.000	(5-5)	Sestina, Nate vs Evansville (11/12/19)
	1.000	(5-5)	Maxey, Tyrese vs Eastern Kentucky (11/8/19)
	1.000	(5-5)	Hagans, Ashton vs #1/1 Michigan State (11/5/19)
	1.000	(4-4)	Montgomery, EJ at Vanderbilt (2/11/20)
	1.000	(4-4)	Sestina, Nate vs Missouri (1/4/20)
	1.000	(4-4)	Hagans, Ashton vs Lamar University (11/24/19)
	1.000	(4-4)	Sestina, Nate vs Utah Valley (11/18/19)
	1.000	(4-4)	Juzang, Johnny vs Utah Valley (11/18/19)

	1.000	(3-3)	Maxey, Tyrese vs RV/RV Florida (2/22/20)
	1.000	(3-3)	Maxey, Tyrese at #18/18 Texas Tech (1/25/20)
	1.000	(3-3)	Richards, Nick vs Utah (12/18/19)
	1.000	(3-3)	Sestina, Nate vs Mount St. Mary's (11/22/19)
Rebounds	14		Richards, Nick at #18/18 Texas Tech (1/25/20)
	13		Richards, Nick vs Lamar University (11/24/19)
Assists	12		Hagans, Ashton vs UAB (11/29/19)
	11		Hagans, Ashton vs Fairleigh Dickinson (12/7/19)
Steals	4		Hagans, Ashton vs Georgia (1/21/20)
	4		Hagans, Ashton at NR/RV Georgia (1/7/20)
	4		Hagans, Ashton vs Utah (12/18/19)
Blocked Shots	7		Richards, Nick vs Lamar University (11/24/19)
	6		Richards, Nick at RV/RV LSU (2/18/20)
Turnovers	6		Hagans, Ashton vs RV/RV Florida (2/22/20)
	6		Hagans, Ashton at #17/16 Auburn (2/1/20)
	6		Quickley, Immanuel at #18/18 Texas Tech (1/25/20)
	6		Hagans, Ashton vs Georgia Tech (12/14/19)
	6		Hagans, Ashton vs Utah Valley (11/18/19)
Fouls	5		Montgomery, EJ vs Ole Miss (2/15/20)
	5		Hagans, Ashton vs Ole Miss (2/15/20)
	5		Richards, Nick at Vanderbilt (2/11/20)
	5		Quickley, Immanuel at #17/16 Auburn (2/1/20)
	5		Hagans, Ashton at #17/16 Auburn (2/1/20)
	5		Sestina, Nate at #18/18 Texas Tech (1/25/20)
	5		Quickley, Immanuel vs Georgia (1/21/20)
	5		Montgomery, EJ at RV/RV Arkansas (1/28/20)
	5		Hagans, Ashton at RV/RV Arkansas (1/28/20)
	5		Hagans, Ashton at South Carolina (1/15/20)
	5		Montgomery, EJ at South Carolina (1/15/20)
	5		Richards, Nick vs Missouri (1/4/20)
	5		Sestina, Nate vs #3/4 Louisville (12/28/19)
	5		Maxey, Tyrese vs #5/4 Ohio State (12/21/19)
	5		Whitney, Kahlil vs Utah (12/18/19)
	5		Richards, Nick vs #1/1 Michigan State (11/5/19)
Minutes	43		Hagans, Ashton at #18/18 Texas Tech (1/25/20)
	43		Hagans, Ashton vs #3/4 Louisville (12/28/19)
	42		Quickley, Immanuel at #18/18 Texas Tech (1/25/20)
	41		Maxey, Tyrese vs #3/4 Louisville (12/28/19)
	40		Quickley, Immanuel at RV/RV Arkansas (1/28/20)



THE STAT CREW SYSTEM
 #10/10 Kentucky Opponent High/Low Analysis (as of Feb 22, 2020)
 All games



OPPONENT INDIVIDUAL GAME HIGHS

Points	26		COUISNARD, Jermaine at South Carolina (1/15/20)
	25		Timmy Allen vs Utah (12/18/19)
	23		Samir Doughty at #17/16 Auburn (2/1/20)
	23		Anthony Edwards at NR/RV Georgia (1/7/20)
	22		TJ Washington vs Utah Valley (11/18/19)
Field Goals Made	9		COUISNARD, Jermaine at South Carolina (1/15/20)
	8		Keyontae Johnson vs RV/RV Florida (2/22/20)
	8		Saben Lee vs Vanderbilt (1/29/20)
	8		Herbert Jones vs Alabama (1/11/20)
	8		Anthony Edwards at NR/RV Georgia (1/7/20)
	8		Steven Enoch vs #3/4 Louisville (12/28/19)
	8		Timmy Allen vs Utah (12/18/19)
	8		Tyreek Scott-Grayson vs UAB (11/29/19)
	8		TJ Washington vs Utah Valley (11/18/19)
Field Goal Att.	22		COUISNARD, Jermaine at South Carolina (1/15/20)
	20		Herbert Jones vs Alabama (1/11/20)
FG Pct (min 5 made)	1.000	(6-6)	Tye Fagan vs Georgia (1/21/20)
	.833	(5-6)	D.J. Carton vs #5/4 Ohio State (12/21/19)
3-Point FG Made	5		Davion Buster vs Lamar University (11/24/19)
	5		TJ Washington vs Utah Valley (11/18/19)
3-Point FG Att.	12		TJ Washington vs Utah Valley (11/18/19)
	11		Santiago Vescovi at Tennessee (2/8/20)
	11		Isaiah Joe at RV/RV Arkansas (1/28/20)
	11		Davion Buster vs Lamar University (11/24/19)
3-Pt FG Pct (min 2 made)	1.000	(3-3)	Charles Manning, Jr. at RV/RV LSU (2/18/20)
	1.000	(2-2)	K.J. Riley vs Evansville (11/12/19)
Free Throws Made	14		Samir Doughty at #17/16 Auburn (2/1/20)
	10		John Fulkerson at Tennessee (2/8/20)
	10		Cassius Winston vs #1/1 Michigan State (11/5/19)
Free Throw Att.	15		Samir Doughty at #17/16 Auburn (2/1/20)
	12		John Fulkerson at Tennessee (2/8/20)
	12		Isaac Okoro at #17/16 Auburn (2/1/20)
	12		Mason Jones at RV/RV Arkansas (1/28/20)
	12		Timmy Allen vs Utah (12/18/19)
FT Pct (min 3 made)	1.000	(8-8)	Jimmy Whitt Jr. at RV/RV Arkansas (1/28/20)
	1.000	(8-8)	K.J. Riley vs Evansville (11/12/19)
	1.000	(5-5)	Nick Weatherspoon vs Mississippi State (2/4/20)
	1.000	(4-4)	Kerry Blackshear vs RV/RV Florida (2/22/20)
	1.000	(4-4)	Santiago Vescovi at Tennessee (2/8/20)
	1.000	(4-4)	Saben Lee vs Vanderbilt (1/29/20)
	1.000	(4-4)	Terrence Shannon, J at #18/18 Texas Tech (1/25/20)
	1.000	(4-4)	Tyree Crump vs Georgia (1/21/20)
	1.000	(4-4)	D.J. Carton vs #5/4 Ohio State (12/21/19)
	1.000	(4-4)	Kyle Young vs #5/4 Ohio State (12/21/19)
	1.000	(4-4)	Brandon Leftwich vs Mount St. Mary's (11/22/19)
	1.000	(4-4)	Damian Chong Qui vs Mount St. Mary's (11/22/19)
	1.000	(4-4)	Trey Woodbury vs Utah Valley (11/18/19)
	1.000	(3-3)	Jeremiah Tilmon vs Missouri (1/4/20)
	1.000	(3-3)	E.J. Liddell vs #5/4 Ohio State (12/21/19)
	1.000	(3-3)	Ty TAYLOR vs Eastern Kentucky (11/8/19)
Rebounds	13		Avery Sullivan vs Lamar University (11/24/19)
	11		Darius Days at RV/RV LSU (2/18/20)
	11		Abdul Ado vs Mississippi State (2/4/20)

	11	Dylan Disu vs Vanderbilt (1/29/20)
Assists	7	Javonte Smart at RV/RV LSU (2/18/20)
	6	Andrew Nembhard vs RV/RV Florida (2/22/20)
	6	Rylan Jones vs Utah (12/18/19)
Steals	4	Dru Smith vs Missouri (1/4/20)
	3	Devontae Shuler vs Ole Miss (2/15/20)
	3	Adrio Bailey at RV/RV Arkansas (1/28/20)
	3	Sahvir Wheeler at NR/RV Georgia (1/7/20)
	3	Jordan Harris at NR/RV Georgia (1/7/20)
	3	Davion Buster vs Lamar University (11/24/19)
Blocked Shots	5	Dylan Disu vs Vanderbilt (1/29/20)
	4	Yves Pons at Tennessee (2/8/20)
	4	Abdul Ado vs Mississippi State (2/4/20)
	4	John Petty Jr. vs Alabama (1/11/20)
Turnovers	9	Jomaru Brown vs Eastern Kentucky (11/8/19)
	6	Sam Cunliffe vs Evansville (11/12/19)
Fouls	5	Khadim Sy vs Ole Miss (2/15/20)
	5	Reggie Perry vs Mississippi State (2/4/20)
	5	D.J. Stewart Jr. vs Mississippi State (2/4/20)
	5	TJ Holyfield at #18/18 Texas Tech (1/25/20)
	5	Anthony Edwards vs Georgia (1/21/20)
	5	Mason Jones at RV/RV Arkansas (1/28/20)
	5	Desi Sills at RV/RV Arkansas (1/28/20)
	5	KOTSAR, Maik at South Carolina (1/15/20)
	5	MINAYA, Justin at South Carolina (1/15/20)
	5	Rayshaun Hammonds at NR/RV Georgia (1/7/20)
	5	Mitchell Smith vs Missouri (1/4/20)
	5	Kaleb Wesson vs #5/4 Ohio State (12/21/19)
	5	James Banks III vs Georgia Tech (12/14/19)
	5	Kassim Nicholson vs UAB (11/29/19)
	5	Chidozie Collin Nnam vs Mount St. Mary's (11/22/19)



THE STAT CREW SYSTEM
 #10/10 Kentucky Season Box - Average per 40 Minutes (as of Feb 22, 2020)
All games



##	Player	min	fgm	fga	pct	3fgm	3fga	pct	ftm	fta	pct	oreb	dreb	treb	pf	a	to	blk	stl	pts
12	Brooks Jr., Keion	40	4.8	10.8	.442	0.3	1.6	.176	1.6	2.6	.630	2.8	6.0	8.8	3.7	0.6	2.3	1.1	0.8	11.5
14	Canada, Brennan	40	0.0	0.0	.000	0.0	0.0	.000	0.0	0.0	.000	0.0	0.0	0.0	0.0	0.0	13.3	0.0	0.0	0.0
00	Hagans, Ashton	40	4.4	10.6	.414	0.7	2.5	.281	4.8	5.9	.805	0.2	4.6	4.9	3.1	7.8	4.2	0.3	2.4	14.2
33	Jordan, Ben	40	0.0	40.0	.000	0.0	0.0	.000	0.0	0.0	.000	0.0	0.0	0.0	0.0	0.0	0.0	0.0	0.0	0.0
10	Juzang, Johnny	40	3.2	9.3	.348	1.4	4.9	.286	1.4	1.7	.833	1.7	5.1	6.8	3.2	0.8	1.5	0.1	0.7	9.3
03	Maxey, Tyrese	40	5.7	13.0	.438	1.2	4.2	.289	3.7	4.5	.825	0.4	4.7	5.1	2.9	3.6	2.7	0.5	1.0	16.3
23	Montgomery, EJ	40	4.6	8.8	.525	0.1	0.4	.200	1.7	2.6	.639	2.8	6.4	9.2	5.0	1.0	1.7	2.2	0.7	11.0
05	Quickley, Immanuel	40	5.4	13.1	.409	2.3	5.7	.405	6.1	6.7	.915	0.7	4.2	4.9	2.6	2.3	1.7	0.1	1.0	19.2
04	Richards, Nick	40	7.2	11.0	.656	0.0	0.0	.000	4.5	6.0	.754	3.7	6.9	10.6	4.1	0.3	2.0	3.0	0.1	19.0
01	Sestina, Nate	40	3.9	9.0	.435	1.6	4.1	.388	1.9	2.5	.767	2.7	5.4	8.1	5.2	1.8	1.7	1.3	0.8	11.3
13	Welch, Riley	40	0.0	13.3	.000	0.0	0.0	.000	0.0	0.0	.000	0.0	0.0	0.0	0.0	0.0	0.0	0.0	26.7	0.0
02	Whitney, Kahlil	40	4.0	10.7	.371	0.7	2.8	.250	1.7	4.0	.435	2.4	2.9	5.4	4.0	1.4	2.6	0.5	0.9	10.4
	Total.....	40	25.6	55.5	.461	4.8	14.6	.327	18.2	23.0	.791	9.7	27.4	37.1	18.0	13.5	12.5	5.2	5.1	74.2
	Opponents.....	40	22.8	59.0	.387	6.6	22.3	.296	12.8	18.7	.684	11.0	21.8	32.7	19.7	10.4	11.9	3.2	5.2	65.0

Note: All statistics are pro-rated based on an average per 40-minute game.



THE STAT CREW SYSTEM
#10/10 Kentucky Other Metrics (as of Feb 22, 2020)
All games



##	Player	Min	AST%	EFG%	TS%	Usg%	DRB%	ORB%	TRB%
12	Brooks Jr., Keion	419	2.8	.456	.480	18.2	15.7	8.8	12.6
14	Canada, Brennan	3	0.0	.000	.000	17.1	0.0	0.0	0.0
00	Hagans, Ashton	896	36.8	.447	.540	22.3	12.1	0.7	7.0
33	Jordan, Ben	1	0.0	.000	.000	51.2	0.0	0.0	0.0
10	Juzang, Johnny	284	3.8	.424	.463	14.8	13.2	5.4	9.7
03	Maxey, Tyrese	918	18.2	.485	.545	22.6	12.1	1.2	7.2
23	Montgomery, EJ	552	4.8	.529	.551	15.0	16.8	8.8	13.2
05	Quickley, Immanuel	850	11.4	.496	.596	22.8	10.9	2.2	7.0
04	Richards, Nick	813	1.9	.656	.695	20.0	18.1	11.7	15.2
01	Sestina, Nate	480	8.1	.523	.561	15.1	14.1	8.5	11.6
13	Welch, Riley	3	0.0	.000	.000	17.1	0.0	0.0	0.0
02	Whitney, Kahlil	231	6.4	.403	.416	19.3	7.7	7.7	7.7

Estimated possessions: 1877.3
 Team offensive rating (ORtg): 107.7
 Team defensive rating (DRtg): 94.4

AST% - An estimate of the pct of teammate field goals assisted while on the floor
 EFG% - Effective FG% (adjusts to include additional points from 3FGs)
 TS% - True Shooting% (takes into account field goals, 3-point field goals, and free throws)
 Usg% - An estimate of the pct of team plays used while on the floor
 DRB% - An estimate of the pct of available defensive rebounds grabbed while on the floor
 ORB% - An estimate of the pct of available offensive rebounds grabbed while on the floor
 TRB% - An estimate of the pct of all available rebounds grabbed while on the floor

ORtg - Offensive rating - points scored per 100 possessions
 DRtg - Defensive rating - points allowed per 100 possessions