

Ole Miss

BASKETBALL



2019-20 GAME NOTES | MBB Contact: Adam Kuffner | kuffner@olemiss.edu | Cell: 662-816-0497 | Office: 662-915-7031

OleMissSports.com | OleMissGameday.com | @OleMissMBB | OleMissMBB | OleMissMBB

2019-20 SCHEDULE

Date	Opponent [TV]	Time/Result
11/4	MISSISSIPPI COLLEGE (EXH.)	W, 69-43
11/8	ARKANSAS STATE [SECN+]	W, 71-43
11/12	NORFOLK STATE [SECN+]	W, 68-55
11/15	WESTERN MICHIGAN [SECN+]	W, 85-58
11/19	SEATTLE [SECN+]	W, 65-52
11/23	at #16/20 Memphis [ESPN3]	L, 86-87
11/27	vs. Penn St. ^ [ESPN2]	W, 74-72
11/29	vs. Oklahoma State [ESPN2]	L, 37-78
12/3	#24/24 BUTLER [SEC Network]	L, 58-67
12/7	CSU BAKERSFIELD [SECN+]	W, 83-67
12/14	MIDDLE TENNESSEE [SEC Network]	W, 82-64
12/21	vs. Southeastern Louisiana@ [SECN+]	W, 83-76
12/29	TENNESSEE TECH [SECN+]	W, 80-63
1/4	at #24/23 Wichita State [ESPNU]	L, 54-74
1/7	at Texas A&M* [SEC Network]	L, 47-57
1/11	ARKANSAS* [SEC Network]	L, 72-76
1/14	at Florida* [ESPN2]	L, 57-71
1/18	LSU* [ESPN2]	L, 76-80
1/21	at Tennessee* [SEC Network]	L, 48-73
1/25	at Georgia* [SEC Network]	W, 70-60
1/28	#17/16 AUBURN* [ESPNU]	L, 82-83 (2OT)
2/1	at #22/24 LSU* [ESPN2]	L, 63-73
2/5	SOUTH CAROLINA* [SEC Network]	W, 84-70
2/8	FLORIDA* [ESPN2]	W, 68-51
2/11	MSU* [ESPNU]	W, 83-58
2/15	at #12/12 Kentucky* [ESPN]	1 PM
2/18	at Missouri* [SEC Network]	7:30 PM
2/22	ALABAMA* [SEC Network]	7:30 PM
2/25	at Auburn* [ESPN/ESPN2/SEC Network]	6 PM
2/29	VANDERBILT* [SEC Network]	12 PM
3/4	MISSOURI* [SEC Network]	8 PM
3/7	at MSU* [SEC Network]	5:30 PM
3/11-15	SEC Tournament&	TBA

HOME GAME

* SEC Game | Ranking: AP/USA TODAY Coaches | All Times CT
^ NIT Tip-Off (Brooklyn, N.Y.)

@ Game at Mississippi Coliseum in Jackson, Miss.
& SEC Tournament (Nashville, Tenn.)



#12/12 Kentucky

WILDCATS

(19-5, 9-2 SEC)

Head Coach: John Calipari

Career: 727-214/28th

At UK: 324-76/11th

GAME 25

Date: Saturday, Feb. 15, 2020

Time: 1 p.m. CT

Location: Lexington, Ky.

Arena: Rupp Arena (20,500)

Television: ESPN

Karl Ravech, play-by-play

Jimmy Dykes, analyst

Radio: Ole Miss Sports Network

David Kellum, play-by-play

Marc Dukes, analyst

Live Video: ESPN.com/ESPN app

Live Audio: OleMissSports.com/TuneIn app

Series: Kentucky leads 107-13

Last Meeting: March 5, 2019

Kentucky won 80-76

Oxford, Miss.



Ole Miss

REBELS

(13-11, 4-7 SEC)

Head Coach: Kermit Davis

Career: 502-287/25th

At OM: 33-24/2nd

TIPOFF TIDBITS

- Ole Miss is riding a three-game winning streak with all three victories coming by double digits; the Rebels have outscored the opposition by an average of 18.7 ppg (78.3-59.7) during the streak.
- Reigning SEC Player of the Week **Breoin Tyree** is averaging 33.7 ppg over the past three games, including a career-high 40 points in the win over MSU Tuesday.
- The Rebels are coming off an 83-58 victory over rival MSU; the 25-point victory was the Rebels' fifth-largest margin of victory in the SEC's most-played rivalry (261 games) and their biggest in any SEC game since a 27-point win over MSU in 2017.
- Ole Miss starters scored all 83 points in Tuesday's victory; starters have scored 674 of the team's 748 points in SEC play (90.1 percent), including 224 of 235 (95.3 percent) during the winning streak.
- Ole Miss has jumped up 30 spots in the NET (No. 81) thanks to the three-game winning streak.
- The 179 points allowed (59.7 ppg) over the past three games equals the Rebels' best defensive output in the three-game stretch since 2015 (allowed 179 points during three-game winning streak from Jan. 28-Feb. 4, 2015).
- **Breoin Tyree** is averaging 24.5 ppg in SEC play to lead the conference; he increased his scoring output from non-conference to SEC play in each of his first three seasons as well.
- **Devontae Shuler** is averaging 18.2 ppg over the past five contests.
- Ole Miss ranks 19th nationally in three-point percentage defense (29.1 percent).
- **Khadim Sy** is averaging 12.3 ppg and a team-high 6.2 rpg over the past six games.
- **Breoin Tyree** is the SEC's leading active scorer with 1,646 career points, ranked eighth on the Ole Miss all-time scoring list; he is also sixth in program history in three-pointers made (194).
- On Valentine's Day 22 years ago (Feb. 14, 1998), current Ole Miss Athletics Director Keith Carter scored a game-high 21 points to lead the Rebels to a 73-64 win over No. 7 Kentucky; it was the Rebels' last win in Rupp Arena.
- Entering the All-Star Break, NBA Rebel Terence Davis is the only Toronto Raptor to play in all 55 games for the defending champs; Davis averages 7.9 ppg and his career high is 31 points (Feb. 2 vs. Chicago).

OLE MISS STYLE GUIDE

NAME

Ole Miss (preferred)
University of Mississippi

~~Mississippi~~

NICKNAME




Rebels






MASCOT



TONY

PROJECTED OLE MISS STARTERS

	PTS	REB	AST	STL	FG%	FT%
 G 2 DEVONTAE SHULER 6-2 190 Jr. Irmo, S.C.	11.6	4.6	3.6	1.8	41.6	65.4
 G 4 BREEIN TYREE 6-2 195 Sr. Somerset, N.J.	20.0	3.7	2.7	1.4	43.3	78.6
 G/F 0 BLAKE HINSON 6-7 229 So. Deltona, Fla.	10.4	5.1	1.6	0.5	40.0	69.4
 F 5 KJ BUFFEN 6-7 225 So. Gainesville, Ga.	9.7	6.1	1.5	0.9	51.8	69.2
 F 3 KHADIM SY 6-10 240 Jr. Dakar, Senegal	9.5	5.4	0.6	0.8	50.3	71.6

0		BLAKE HINSON 6-7 229 So. Deltona, Fla. Major: Sports and Rec. Admin.	PTS	REB	AST	STL	FG%	FT%	LAST GAME: Tallied six points, three rebounds and two assists in 34 minutes NOTES: Scored 16 points in 49 minutes in double OT game vs. No. 16 Auburn (Jan. 28) ... Produced his first career double-double (16 points, 11 rebounds) at Florida (Jan. 14) ... Started 31 games last year, third most by a freshman in the last 20 years
G/F			10.4	5.1	1.6	0.5	40.0	69.4	
1		AUSTIN CROWLEY 6-5 190 Fr. West Point, Miss. Major: Sports and Rec. Admin.	PTS	REB	AST	STL	FG%	FT%	LAST GAME: Played two minutes off the bench NOTES: Has played in all 24 games, averaging 15.5 minutes per game to lead the bench in playing time ... Scored a career-high 11 points vs. Middle Tennessee (Dec. 14) ... Rated a four-star recruit by 247Sports, ESPN and Rivals
G			3.1	1.5	1.5	0.5	38.2	72.2	
2		DEVONTAE SHULER 6-2 190 Jr. Irmo, S.C. Major: General Studies	PTS	REB	AST	STL	FG%	FT%	LAST GAME: Recorded 16 points with six rebounds, three assists and two steals NOTES: Fourth in the SEC in assist/turnover ratio (1.7) and steals ... Averaging 18.2 ppg over the past five games ... Scored a career-high 28 points at No. 22 LSU (Feb. 1) ... Had 26 points vs. No. 16 Auburn (Jan. 28) ... 132 career steals
G			11.6	4.6	3.6	1.8	41.6	65.4	
3		KHADIM SY 6-10 240 Jr. Dakar, Senegal Major: General Studies	PTS	REB	STL	BLK	FG%	FT%	LAST GAME: Scored 18 points, his most in an SEC game, with team-high eight boards NOTES: Ranks second on the team in blocks ... Scored a career-high 20 points vs. SLU (Dec. 21) ... A 4-star forward according to Rivals.com and rated the No. 3 JUCO prospect according to 247Sports ... NJCAA All-American Honorable Mention accolades
G			9.5	5.4	0.6	0.8	50.3	71.6	
4		BREEIN TYREE 6-2 195 Sr. Somerset, N.J. Major: General Studies	PTS	REB	AST	STL	FG%	FT%	LAST GAME: Scored a career-high 40 points, outscoring MSU in second half (27-24) NOTES: Reigning SEC Player of the Week ... 33.7 ppg over the last three games ... Leads SEC in scoring during conference play (24.5 ppg) ... 13 20-point games, four 30-point games ... Scored 38 points vs. South Carolina (Feb. 5), 36 vs. LSU (Jan. 28)
G			20.0	3.7	2.7	1.4	43.3	78.6	
5		KJ BUFFEN 6-7 225 So. Gainesville, Ga. Major: General Studies	PTS	REB	STL	BLK	FG%	FT%	LAST GAME: Tallied 14 points, nine rebounds, four assists and zero turnovers NOTES: Leads team in blocks and rebounding (19th in the conference) ... One of two Rebels to start all 24 games ... Against Arkansas (Jan. 11), produced his first career double-double ... Scored a career-high 23 points in the win over Norfolk St. (Nov. 12)
G			9.7	6.1	1.5	0.9	51.8	69.2	
10		CARLOS CURRY 6-11 240 R-Fr. Albany, Ga. Major: General Studies	PTS	REB	STL	BLK	FG%	FT%	LAST GAME: Played the final minute in the rivalry victory over MSU NOTES: Recorded four points (career high) in three games, including at Florida (Jan. 14) in a career-high 17 minutes ... Redshirted last season ... Averaged a double-double as a high school senior (15 ppg and 10 rpg) ... Earned all-state honorable mention
F			0.9	0.7	0.2	0.1	42.9	--	
11		FRANCO MILLER JR. 6-3 199 R-Fr. Freeport, Bahamas Major: Sports and Rec. Admin.	PTS	REB	AST	STL	FG%	FT%	LAST GAME: Played the final minute in the rivalry victory over MSU NOTES: Scored four points in the season opener, his Ole Miss debut ... Redshirted last season to recover from a knee injury ... Averaged 25.8 ppg, 6.0 rpg, 5.2 apg and 3.3 spg as a senior at Crestwood Preparatory College in Toronto, Canada
G			0.4	1.1	0.4	0.1	11.8	50.0	
12		SHON ROBINSON 6-11 212 Fr. Chicago, Ill. Major: Freshman Studies	PTS	REB	AST	STL	FG%	FT%	LAST GAME: Did not play NOTES: Will redshirt this season ... Ranked as a four-star prospect and No. 85 nationally in the 2020 class by ESPN, but finished high school in the summer to reclassify and become part of the 2019 class ... Averaged a double-double with 22 ppg and 12 rpg his final year
F			--	--	--	--	--	--	
13		BRYCE WILLIAMS 6-2 180 Jr. Tampa, Fla. Major: General Studies	PTS	REB	AST	STL	FG%	FT%	LAST GAME: Played five minutes off the bench NOTES: Scored a career-high 15 points vs. Penn State (Nov. 27), including the game-winning free throws with 13 seconds left, going 3 for 3 from three and 6 for 6 from the line ... Played in 55 games over two seasons at Daytona State, averaging 14.9 ppg
G			3.5	0.8	0.9	0.5	42.9	82.1	
14		ANTAVION COLLUM 6-7 224 Fr. Memphis, Tenn. Major: Freshman Studies	PTS	REB	AST	STL	FG%	FT%	LAST GAME: Had a team-best plus/minus (+28) in 28 minutes off the bench NOTES: Has seen increased role, averaging 21.3 minutes over the past three games ... Scored a team-high seven points in the NIT Tip-Off championship game vs. Oklahoma State (Nov. 29) ... A four-star prospect rated as the No. 4 player in Tennessee
F			1.1	1.4	0.4	0.4	25.0	63.6	
15		LUIS RODRIGUEZ 6-6 215 So. Los Angeles, Calif. Major: Sports and Rec. Admin.	PTS	REB	AST	STL	FG%	FT%	LAST GAME: Did not play in the win over MSU NOTES: Started the first five games before suffering a foot injury in shootaround (Nov. 27), ranked second in rebounds and assists at the time ... Scored a career-high 10 points vs. Western Michigan (Nov. 15) ... Played in 25 games last season
G/F			5.8	5.2	2.6	1.0	37.5	68.8	
23		SAMMY HUNTER 6-9 228 Fr. Nassau, Bahamas Major: Sports and Rec. Admin.	PTS	REB	AST	STL	FG%	FT%	LAST GAME: Missed his third game in a row due to injury NOTES: Has played in 20 games, averaging 13.5 minutes per game primarily off the bench ... Scored a career-high eight points vs. Western Michigan (Nov. 15) ... No. 184 prospect according to 247Sports ... Averaged 27.0 ppg and 8.0 rpg as a senior
F			3.1	1.4	0.5	0.2	43.4	73.7	
33		JOHN MCBRIDE 6-7 218 R-Fr. Memphis, Tenn. Major: Accountancy	PTS	REB	AST	BLK	FG%	FT%	LAST GAME: Played the final minute in the rivalry victory over MSU NOTES: Has played in eight games off the bench this season ... Registered his first career block at Tennessee (Jan. 21), his SEC debut ... Scored the first points of his career, knocking down a three-pointer vs. Tennessee Tech (Dec. 29) ... Walk-on
G			0.4	0.4	0.0	0.1	20.0	--	
34		CONNER MCKAY 5-11 182 Jr. Baldwin, Miss. Major: General Studies	PTS	REB	BLK	STL	FG%	FT%	LAST GAME: Did not play in the win over MSU NOTES: Made his Ole Miss debut in the season opener vs. Arkansas State ... Walk-on and practiced with the team last year ... Spent two seasons at Northeast Mississippi Community College, playing in 56 games for the Tigers ... Made 19 starts
G			0.0	0.0	0.0	0.0	--	--	

CAREER RECORD AS A HEAD COACH (ALL DIVISIONS):

502-287 (.636 pct. / 25 seasons)

CAREER RECORD AS A HEAD COACH (DIVISION I):

436-262 (.625 pct. / 22 seasons)

COACHING HONORS

- 1989 Big Sky Coach of the Year (league)
- 1990 Big Sky Coach of the Year (league)
- 2003 Sun Belt Coach of the Year (league)
- 2008 Sun Belt Coach of the Year (Colleg Insider.com)
- 2010 Sun Belt Coach of the Year (Colleg Insider.com)
- 2012 Sun Belt Coach of the Year (league, Colleg Insider.com)
- 2012 NABC District 24 Coach of the Year
- 2013 Sun Belt Coach of the Year (league, Colleg Insider.com)
- 2016 Daily News Journal Sportsperson of the Year
- 2017 Conference USA Coach of the Year (league)
- 2017 NABC District 11 Coach of the Year
- 2017 TSWA Coach of the Year
- 2019 Jim Phelan Award Finalist (Colleg Insider.com)
- 2019 SEC Coach of the Year (league, AP)

**COACHING CAREER**

Season	School	Position	Record/Postseason
1984-85	Southwest Mississippi CC	Head Coach	17-9
1985-86	Southwest Mississippi CC	Head Coach	22-11
1986-87	Idaho	Assistant Coach	16-14
1987-88	Idaho	Assistant Coach	19-11
1988-89	Idaho	Head Coach	25-6/NCAA First Round
1989-90	Idaho	Head Coach	25-6/NCAA First Round
1990-91	Texas A&M	Head Coach	8-21
1991-92	Chipola	Associate Head Coach	
1992-93	Chipola	Associate Head Coach	
1993-94	Chipola	Head Coach	27-5/State Semifinals
1994-95	Utah State	Associate Head Coach	21-8/NIT
1995-96	Utah State	Associate Head Coach	18-15
1996-97	Idaho	Head Coach	13-17
1997-98	LSU	Associate Head Coach	9-18
1998-99	LSU	Associate Head Coach	12-15
1999-2000	LSU	Associate Head Coach	28-6/NCAA Sweet Sixteen
2000-01	LSU	Associate Head Coach	13-16
2001-02	LSU	Associate Head Coach	19-15/NIT Second Round
2002-03	Middle Tennessee	Head Coach	16-14
2003-04	Middle Tennessee	Head Coach	17-12
2004-05	Middle Tennessee	Head Coach	19-12
2005-06	Middle Tennessee	Head Coach	16-12
2006-07	Middle Tennessee	Head Coach	15-17
2007-08	Middle Tennessee	Head Coach	17-15
2008-09	Middle Tennessee	Head Coach	18-14
2009-10	Middle Tennessee	Head Coach	19-14/CIT First Round
2010-11	Middle Tennessee	Head Coach	16-16
2011-12	Middle Tennessee	Head Coach	27-7/NIT Quarterfinals
2012-13	Middle Tennessee	Head Coach	28-6/NCAA First Four
2013-14	Middle Tennessee	Head Coach	24-9
2014-15	Middle Tennessee	Head Coach	19-17/CIT First Round
2015-16	Middle Tennessee	Head Coach	25-10/NCAA Second Round
2016-17	Middle Tennessee	Head Coach	31-5/NCAA Second Round
2017-18	Middle Tennessee	Head Coach	25-8/NIT Second Round
2018-19	Ole Miss	Head Coach	20-13/NCAA First Round
2019-20	Ole Miss	Head Coach	13-11

EDUCATION: Bachelor's (1982); Master's (1984) - Mississippi State**FASTBREAK FACTS ON KERMIT DAVIS**

- Ranks 132nd all-time in career wins and 38th among active head coaches
- One of 63 coaches in college basketball history to take three different schools to the NCAA Tournament
- One of eight active head coaches to be the son of a former Division I head coach
- Nine seasons of 24 or more wins as a head coach
- Nine-time conference coach of the year
- Sixth Ole Miss coach to earn SEC Coach of the Year honors, only the second to do so in his first year
- First coach in Ole Miss history to win his first three SEC games
- Second coach in Ole Miss history to win 13 of his first 15 games as the Rebels' head coach
- Third coach in Ole Miss history to win 20 games in his first season as head coach
- Winningest head coach in Middle Tennessee history
- Winningest head coach in Sun Belt Conference history
- Coached Middle Tennessee to 179 wins in the last seven seasons, the most by any school in the state of Tennessee during that span
- Won nine conference championships (seven regular season, two conference tournaments) at Middle Tennessee over the past nine seasons
- During 2017-18 season, led the Blue Raiders to a nation-best 12 road wins as Middle Tennessee went 12-2 in true road games
- Coached one of the biggest upsets in NCAA Tournament history, leading No. 15 seed Middle Tennessee to a win over No. 2 seed Michigan State in the 2016 NCAA Tournament
- One year later, led Middle Tennessee back to the NCAA Tournament as a No. 12 seed, where they beat No. 5 seed Minnesota
- Other wins over Power 5 schools include Auburn, Ole Miss, Tennessee, UCLA and Vanderbilt
- As a head coach, has led his teams to 14 conference championships (10 regular season, four conference tournaments)
- Serving as associate head coach, helped Utah State and LSU earn conference titles; took LSU to the Sweet 16 to conclude a 28-6 campaign
- Inducted into the Southwest Mississippi College Hall of Fame in October 2018
- Youngest Division I head coach in the nation at Idaho at age 28
- Youngest junior college coach in the nation at Southwest Mississippi at age 24
- He and his wife Betty have two daughters, Ally and Claire



OLE MISS QUICK FACTS

Name...Ole Miss (The University of Mississippi)
Nickname..... Rebels
Location..... Oxford, Mississippi
Founded..... November 6, 1848
Enrollment..... 23,090
School Colors..... Cardinal Red and Navy Blue
Mascot..... Tony the Landshark
Chancellor..... Dr. Glen Boyce
Faculty Representative..... Dr. Ron Rychlak
Athletics Director..... Keith Carter
Conference..... Southeastern (SEC)
2018-19 Record..... 20-13
SEC Record/Finish..... 10-8/6th SEC
Postseason..... NCAA First Round
Lettermen Returning/Lost..... 5/7
Starters Returning/Lost..... 3/2
Newcomers..... 7

MEDIA SERVICES

CREDENTIALS

Please contact the Athletics Communications Office for game credentials. Requests for credentials should be emailed to Adam Kuffner (kuffner@olemiss.edu) and will be limited to working members of the media. Credentials will be held at the will-call table located at the media entrance on the southwest corner of The Pavilion at Ole Miss.

Priority will be given to media representatives that cover Ole Miss Basketball on a regular basis. Credentials are non-transferable. Unauthorized use is strictly prohibited.

INTERVIEW POLICY

All interview requests — coaches and players — **MUST** be coordinated through the Communications Office. During the week, head coach Kermit Davis and Rebel players will generally be available for interviews at the Tuohy Center or The Pavilion before practice on Mondays, unless arranged otherwise. Please email or text your player requests to Adam Kuffner by 1 p.m. of the day prior to interviews. There will be no gameday player interviews until after the game.

PRACTICE POLICY

Some Ole Miss basketball practices may be opened to the media. If you would like to attend, contact Adam Kuffner for availability and more information.

WEEKLY TELECONFERENCE

The Southeastern Conference conducts teleconferences 2-3 times per season with all 14 men's basketball head coaches beginning in January and running through the end of the season. Contact the SEC Media Relations office or the Ole Miss Athletics Communications office for dates and times.

PARKING

Media parking is located in the garage or at the Ole Miss Track Complex. Media members should request parking in advance. Media members that attend practices, press conferences and other on-campus events during the week should make arrangements with campus parking by visiting olemiss.edu/parking/media.html.

POSTGAME INTERVIEWS

Both team locker rooms are CLOSED to the media following the game, by facility policy. Visiting coach and player interviews will address the media in the media workroom following a cooling off period approximately 10 minutes after the game. Ole Miss head coach Kermit Davis and selected Ole Miss players will address the media following the visiting team.

SEC LEADERS

- **Breein Tyree** leads the SEC in scoring in conference play (24.5 ppg) and ranks second overall (20.0 ppg); he is the SEC's active leader in career points (1,646) and field goals made (558).
 - Tyree is the only SEC player to rank in the top 10 in all three shooting categories during conference play: three-point percentage (2nd-44.3), field goal percentage (5th-47.2), free throw percentage (10th-81.3)
 - **Devontae Shuler** ranks second in the SEC in steals (2.1 per game) during conference play and fourth overall (1.8 per game).
 - Shuler is one of two SEC guards (Ashton Hagans-Kentucky) to average at least 1.8 steals per game and boast at least a 1.7 assist/turnover ratio; both marks rank fourth in the SEC.
 - Ole Miss ranks third in turnover margin (+1.2), second in SEC play (1.7).
 - The Rebels are allowing only 68.4 ppg in conference play, ranking third in the SEC.

SCOUTING KENTUCKY

No. 12 Kentucky enters Saturday's matchup with a 19-5 record, including 9-2 in SEC play to sit atop the conference standings alongside Auburn and LSU. The Wildcats have matched the Rebels' winning streak by winning three straight of their own. Kentucky is 13-1 at home, the lone loss coming to the hands of Evansville (Nov. 12). Kentucky is the one of the best free throw shooting teams in the country, ranking second nationally in free throws made (456) and fourth in free throw percentage (78.9 percent). Immanuel Quickley is the nation's second-best free throw shooter (92.5 percent) and leads the Wildcats in scoring (14.9 ppg). Nick Richards is right behind Quickley with 14.5 ppg behind a 66.3 field goal percentage (fifth nationally). Tyrese Maxey adds 13.9 ppg, while Ashton Hagans averages 12.4 ppg to go along with an SEC-leading 6.8 assists per game. John Calipari is in his 11th season as Kentucky's head coach. With 727 wins through 28 seasons, Calipari has previously coached Memphis (2001-09), the New Jersey Nets (1997-99) and UMass (1989-96).

COMPARING THE TEAMS

Statistic	Ole Miss	Kentucky
Scoring Offense	69.8	75.4
Scoring Defense	67.0	65.6
Scoring Margin	+2.8	+9.8
Field Goal Pct.	.433	.463
Opp. Field Goal Pct.	.421	.384
3-Point Pct.	.328	.333
Opp. 3-Point Pct.	.291	.293
Free Throw Pct.	.722	.789
Rebounds Per Game	34.4	37.9
Opp. Rebounds Per Game	34.5	32.7
Rebound Margin	-0.2	+5.3
Assists Per Game	13.6	14.0
Turnovers Per Game	13.0	12.7
Opp. Turnovers Per Game	14.2	11.8
Turnover Margin	+1.3	-0.8
Steals Per Game	7.3	5.2
Blocks Per Game	2.7	5.2

OLE MISS REBEL ROSTER

No.	Name	Pos.	Ht.	Wt.	Yr.	Hometown (High School/Other School)
0	Blake Hinson	G/F	6-7	229	So.	Deltona, Fla. (Sunrise Christian Academy (Kan.))
1	Austin Crowley	G	6-5	190	Fr.	West Point, Miss. (Sunrise Christian Academy (Kan.))
2	Devontae Shuler	G	6-2	190	Jr.	Irmo, S.C. (Oak Hill Academy)
3	Khadim Sy	F	6-10	240	Jr.	Dakar, Senegal (Daytona State)
4	Breein Tyree	G	6-2	195	Sr.	Somerset, N.J. (St. Joseph HS)
5	KJ Buffen	F	6-7	225	So.	Gainesville, Ga. (Gainesville)
10	Carlos Curry	F	6-11	240	R-Fr.	Albany, Ga. (Dougherty Comprehensive)
11	Franco Miller Jr.	G	6-3	199	R-Fr.	Freeport, Bahamas (Crestwood Prep (Canada))
12	Shon Robinson	F	6-11	212	Fr.	Chicago, Ill. (Eduprize (Ariz.))
13	Bryce Williams	G	6-2	180	Jr.	Tampa, Fla. (Daytona State)
14	Antavion Collum	F	6-7	224	Fr.	Memphis, Tenn. (Bartlett)
15	Luis Rodriguez	G/F	6-6	215	So.	Los Angeles, Calif. (Woodstock Academy (Conn.))
23	Sammy Hunter	F	6-9	228	Fr.	Nassau, Bahamas (B.C. Christian Academy (Canada))
24	Jarkel Joiner*	G	6-1	180	Jr.	Oxford, Miss. (CSU Bakersfield)
33	John McBride	G	6-7	218	R-Fr.	Memphis, Tenn. (Memphis University School)
34	Conner McKay	G	5-11	182	Jr.	Baldwyn, Miss. (Northeast Mississippi C.C.)

*Will sit out 2019-20 season due to NCAA transfer rules

Head Coach:

Kermit Davis (Mississippi State, 1982), Second Season

Assistant Coaches:

Win Case (University of Science and Arts of Oklahoma, 1986), Second Season
 Ronnie Hamilton (Duke, 2002), Second Season
 Levi Watkins (NC State, 2005), Second Season

Coordinator of Basketball Operations: Thomas Gray

PRONUNCIATIONS

KJ BUFFEN	BUFF-en
ANTAVION Collum	an-TAY-vee-on
Austin CROWLEY	CROW-lee
DEVONTAE SHULER	duh-VON-tay SHOO-ler
KHADIM SY	huh-DEEM SEE

SERIES HISTORY

Saturday's game will be the 121st meeting between the two schools. The Wildcats hold a 107-13 lead in the series, but two of the Rebels' 13 all-time wins have come in the last 14 meetings. Ole Miss has two victories in Lexington, including a memorable victory nearly 22 years ago to the day (Feb. 14, 1998). However, Kentucky has won the last 11 matchups in Rupp Arena.

VALENTINE'S WIN IN RUPP

It's been 22 years since the Rebels delivered a Valentine's Day victory in Lexington, and the current Ole Miss team will be looking for some of that mojo on Saturday. On Feb. 14, 1998, the No. 18 Rebels went into Rupp Arena and escaped with a 73-64 victory over the No. 7 Wildcats. Keith Carter, Ole Miss' current athletics director, scored a game-high 21 points to lead the Rebels to the upset win. Ansu Sesay, the 1998 SEC Player of the Year who came back to school this past fall to complete his degree and serve as a student assistant, added a double-double (16 points, 10 rebounds). Also scoring 16 points in the win was current Florida head coach Mike White.

LAST TIME WE MET

On Senior Night (March 5, 2019), in front of a sold out crowd at The Pavilion, Terence Davis delivered a memorable performance with 25 points and 12 rebounds. However, it was not enough against No. 6 Kentucky. Ole Miss took a one-point lead into the halftime locker room, but the Wildcats prevailed 80-76 in a battle of SEC heavyweights. Terence Davis and **Breein Tyree**, the highest scoring duo in SEC play, accounted for 46 of the Rebels' 76 points. After Davis' game-high 25 on 8 of 15 shooting, Tyree added 21 points to go along with a team-high four assists. **Devontae Shuler** added 10 points and six boards. As a team, the Rebels continued their trend of making free throws. The SEC's best free throw shooting team went 20 of 22 throughout the night for a 90.9 percent clip. Kentucky shot 55.4 percent (31 of 56) from the field behind a pair of 20-point games by Keldon Johnson and Tyler Herro. Johnson tallied 22 points and seven rebounds, while Herro recorded 20 points with three steals.

REBELS ROMP RIVAL MSU

The Pavilion was electric, reigning SEC Player of the Week **Breein Tyree** could not be stopped, and Ole Miss turned a halftime deficit into a blowout victory over its archrival. Behind a career-high 40 points from Tyree, the Rebels rolled to an 83-58 victory over Mississippi State Tuesday night (Feb. 11). The 25-point win was the fifth-largest margin of victory for Ole Miss in the SEC's most-played rivalry. Ole Miss starters scored all 83 of the team's points with Tyree leading the way. Facing the rival Bulldogs for the final time in The Pavilion, the senior saved up his best game one day after being named conference player of the week. Tyree made 13 of his 22 shot attempts, which included four three-pointers. He knocked down his free throws as well, going 10 for 11 from the stripe. The Somerset, New Jersey, native outscored MSU by himself 27-24 in the second half. **Khadim Sy** played his best SEC game, scoring 14 of his 18 points in the first half to keep Ole Miss within striking distance. The junior added a team-high eight rebounds to match his career best. Classmate **Devontae Shuler** tallied 16 points, six rebounds, three assists and zero turnovers. On the defensive end of the floor, the Rebels limited MSU to 36.7 percent clip (18 of 49) that included only seven second half field goals.

INSIDE THE RIVALRY VICTORY

Ole Miss had a special rivalry win over Mississippi State, beating the Bulldogs for the 10th time over the past 13 meetings. Here are some other notable nuggets from the 83-58 victory.

- The 25-point win was the Rebels' fifth-largest margin of victory in the 261-game history of the rivalry, the SEC's most-played rivalry.
- The 25-point win Ole Miss' largest margin of victory in any SEC game since beating MSU by 27 (88-61, Jan. 31, 2017).
- Ole Miss trailed by 13 twice in the first half. It was the Rebels' largest deficit overcome in SEC play since rallying from down 13 to beat Mississippi State 64-58 (Jan. 6, 2018).
- Reigning SEC Player of the Week **Breein Tyree** became the first Rebel to score 40 points in an SEC game since Stefan Moody dropped 43 against MSU (March 3, 2016).

A PERFECT HOMESTAND

The Rebels had a perfect homestand, earning double-digit victories over South Carolina (Feb. 5), Florida (Feb. 8) and Mississippi State (Feb. 11). Here are some key stats to the three victories.

- Ole Miss won by an average of 18.7 points.
- Defensively, the Rebels limited the opposition to 59.7 ppg; the 179 points are their fewest allowed in a three-game conference stretch since surrendering 179 points through three victories in 2015 (Jan. 28-Feb. 4).
- The Rebels shot 43.8 percent (21 of 48) from beyond the arc, while holding the opposition to 22.0 percent (13 of 59) from three-point land.
- Starters recorded 224 of the team's 235 points (95.3 percent).
- Ole Miss scored 63 points off turnovers.
- **Breein Tyree** led the team in scoring in all three games, averaging 33.7 ppg.
- Freshman **Antavion Collum** averaged 21.3 minutes per game to lead the bench in playing time; prior to the winning streak, Collum was averaging 7.5 minutes per game.

BY THE NUMBERS**The Rebels' record is ...**

- Overall. 13-11
- SEC Games 4-7
- Streak W3
- Overtime 0-1
- Home Overall (SEC) 10-4 (3-3)
- Road Overall (SEC) 1-6 (1-4)
- Neutral Games. 2-1
- vs. Ranked Opponents. 0-5

- Day Games 7-4
- Night Games (6 p.m. or later local) 6-7
- November Games 5-2
- December Games 4-1
- January Games 1-7
- February Games 3-1
- March Games 0-0

- Monday Games 0-0
- Tuesday Games 3-5
- Wednesday Games. 2-0
- Thursday Games 0-0
- Friday Games. 2-1
- Saturday Games 5-5
- Sunday Games. 1-0

- Red Jerseys 1-2
- Navy Jerseys 0-3
- White Jerseys. 10-1
- Gray Jerseys 1-2
- Powder Blue Jerseys 1-3

Rebels' record when ...

- Leading at the half 10-3
- Tied at the half 0-1
- Behind at the half 3-7

- Scores 90 points or more 0-0
- Scores 80-89 points 7-2
- Scores 70-79 points 3-2
- Scores less than 70 points 3-7

- Out-rebounds opponent 9-2
- Out-rebounded by opponent 4-7
- Ties opponents in rebounds 0-2

- Shoots 50 percent or better 7-0
- Shoots between 40-49 percent 6-5
- Shoots under 40 percent 0-6
- Shoots 40 percent or better from 3-pt. 6-1
- Shoots between 30-40 percent from 3-pt. 5-3
- Shoots under 30 percent from 3-pt. 2-7
- Shoots 70 percent or better from FT line 8-6
- Shoots 60-69 percent from FT line 5-0
- Shoots under 60 percent from FT line 0-5
- Opp. shoots 50 percent or better 1-3
- Opp. shoots 40-49 percent 5-6
- Opp. shoots under 40 percent. 7-2
- Opp. shoots 40 percent or better from 3-pt. 1-3
- Opp. shoots between 30-40% from 3-pt. 4-2
- Opp. shoots under 30 percent from 3-pt. 8-6
- Commits 15 turnovers or more 3-6
- Commits less than 15 turnovers 10-5
- Forces 15 turnovers or more 8-3
- Forces less than 15 turnovers. 5-8
- Has less (or same) turnovers than opp. 10-6

OLE MISS IN NCAA/SEC STATS

TOP 100

	SEC	NCAA	Category (as of 2/14/20)
Ole Miss	8	94	Free Throws Made (355)
Ole Miss	4	93	Steals Per Game (7.3)
Ole Miss	4	19	3FG% Defense (29.1)
Tyree	8	92	Free Throws Made (99)
Tyree	2	31	Scoring (20.0)
Shuler	4	68	Steals Per Game (1.8)
Tyree	2	46	Field Goal Attempts (356)
Tyree	2	71	Field Goals Made (154)
Tyree	3	54	Total Points (4159)
Shuler	4	61	Total Steals (44)

SEC STATS

	SEC	Category (as of 2/15/20)
Ole Miss	11	Scoring Offense (69.8)
Ole Miss	8	Scoring Defense (67.0)
Ole Miss	10	Scoring Margin (+2.8)
Ole Miss	7	FT% (72.2)
Ole Miss	10	FG% (43.3)
Ole Miss	12	FG% Defense (42.1)
Ole Miss	6	3FG% (32.8)
Ole Miss	4	3FG% Defense (29.1)
Ole Miss	12	Rebounding Off. (34.4)
Ole Miss	7	Rebounding Def. (34.5)
Ole Miss	11	Rebounding Margin (-0.2)
Ole Miss	14	Blocks (2.7)
Ole Miss	6	Assists (13.6)
Ole Miss	4	Steals (7.3)
Ole Miss	3	Turnover Margin (+1.2)
Ole Miss	4	Assist/Turnover Ratio (1.0)
Ole Miss	12	Offensive Rebounds (9.2)
Ole Miss	10	Defensive Rebounds (25.2)
Ole Miss	1	Def. Rebound% (73.7)
Ole Miss	12	Off. Rebound% (26.4)
Ole Miss	8	3FG Made (6.4)
Tyree	2	Scoring (20.0)
Buffen	18	Rebounding (6.1)
Tyree	10	FG% (43.3)
Shuler	10	Assists (3.6)
Shuler	4	Steals (1.8)
Buffen	10	Steals (1.5)
Tyree	7	3FG Made (2.3)
Shuler	4	Assist/Turnover Ratio (1.7)
Tyree	6	Minutes (34.0)
Shuler	13	Minutes (33.3)

TYREE THE TERROR

Reigning SEC Player of the Week **Breoin Tyree** has been unstoppable during the Rebels' current three-game winning streak. Leading Ole Miss to victories, the senior has averaged an astounding 33.7 ppg. Tyree has shot 54.8 percent (34 of 62) from the floor, including 52.4 percent (11 of 21) from beyond the arc. Getting to the charity stripe, he is shooting 84.6 percent (22 of 26) during the winning streak.

BREEIN LOVES SEC PLAY

Ole Miss senior **Breoin Tyree** thrives during conference play. Not only is he the leading active scorer in the SEC (1,646 points), but he paces the conference in scoring during league games. This isn't new to Tyree as his scoring output increased from non-conference action to SEC play in each of his first three seasons. He has kept the trend going as a senior, scoring 26 points against Texas A&M (Jan. 7) in the conference opener before tallying 27 versus Arkansas (Jan. 11). After missing the Florida game due to a back injury, Tyree returned better than ever and scored 36 points versus LSU (Jan. 18). With those performances, Tyree became the first Rebel to score at least 25 points in each of the first three SEC games of the season since Joe Harvell (1992). During the 1991-92 campaign, Harvell started conference play with four consecutive 30-point games. Since then, Tyree added a 38-point performance against South Carolina (Feb. 5) and a 40-point night versus Mississippi State (Feb. 11).

Tyree's Seasons	Non-Conference	SEC
2016-17 (Freshman)	5.1 ppg	9.3 ppg
2017-18 (Sophomore)	9.0 ppg	12.3 ppg
2018-19 (Junior)	16.5 ppg	19.1 ppg
2019-20 (Senior)	16.5 ppg	24.5 ppg

BREEIN TYREE NAMED SEC PLAYER OF THE WEEK

After leading Ole Miss to a pair of home victories last week, **Breoin Tyree** was tabbed SEC Player of the Week by the conference office (Feb. 10). Averaging 30.5 ppg during the week, the senior guard collected the accolade for the second time in his career. Tyree was on fire throughout the week, shooting 52.5 percent (21 of 40) from the field and 63.6 percent (7 of 11) from beyond the arc. He also got to the line, making 12 of 15 free throws for an 80.0 percent clip. Tyree was the highest scorer in both contests, continuing to lead the conference in scoring during SEC play at 22.8 ppg. The senior started the week off with his best game as a Rebel, scoring a career-high 38 points to guide Ole Miss to an 84-70 win over South Carolina (Feb. 5). It was the fourth-highest scoring game by an SEC player this season and the most by a Rebel in a game since 2016. Playing all 40 minutes, Tyree finished 12 of 21 from the field, including 11 of 13 at the free throw line. It was his third 30-point game of the season. Tyree followed that up with a game-high 23 points to lead the Rebels past Florida (Feb. 8), moving into ninth on the program's all-time scoring list. He recorded his 12th 20-point game of the season and 34th of his career; it was also the sixth out of 10 conference games for the leading scorer in SEC play. On the defensive end, Tyree recorded a pair of steals and limited Florida's Andrew Nembhard to five points on 2 of 9 shooting. He helped the Rebels hold the Gators to a season-low 51 points, their best defensive effort in an SEC game since 2015. As a junior, Tyree began conference play as the SEC Player of the Week (Jan. 7, 2019) after scoring 31 points in a league-opening win over Vanderbilt. It was the first time he eclipsed the 30-point plateau. He became the seventh Rebel to earn SEC Player of the Week honors multiple times, joining the likes of Dwayne Curtis, Terence Davis, Murphy Holloway, Stefan Moody, Justin Reed and Ansu Sesay.

BALANCED SCORING LEADS TO VICTORIES

It's no secret that a balanced offense helps in seeking victories. When Ole Miss finds that balance, it usually leads to positive outcomes. In wins, all five Rebel starters average double figures: **Breoin Tyree** (21.0 ppg), **Blake Hinson** (12.1 ppg), **Devontae Shuler** (11.5 ppg), **KJ Buffen** (11.5 ppg) and **Khadim Sy** (10.3 ppg). In losses, Tyree (18.6 ppg) and Shuler (11.7 ppg) are the only Rebels scoring in double digits.

CONSISTEN-SY

Khadim Sy has provided consistency in the post throughout the past three weeks. The junior forward has averaged 12.3 ppg and a team-high 6.2 rpg over the last six games, scoring in double figures in five of those contests. He has shot 47.5 percent (28 of 59) from the field, while also going 16 of 21 (76.2 percent) from the free throw line. Sy started the stretch with 16 points to help Ole Miss earn a road win at Georgia (Jan. 25). Facing rival Mississippi State for the first time (Feb. 11), he had his best game in conference play. Sy tallied 14 points in the first half to keep the Rebels down one within striking distance. He ended the contest with 18 points, his most in SEC play, while matching his career high with a team-high eight rebounds in the 25-point win.

REBELS STYMIE GATORS

Ole Miss turned in arguably their best game of the season, using an all-around performance on both sides of the floor to roll past Florida 68-51 in The Pavilion (Feb. 8). Holding the Gators to their lowest point total of the season, the Rebels allowed their fewest in an SEC game since 2015 (67-47 win at Missouri). The Ole Miss defense forced 15 turnovers, which led to 16 points on the other end. Florida was limited to a 33.3 percent clip (18 of 54) from the

field, including only 21.7 percent (5 of 23) from beyond the arc. The Gators entered the contest averaging 77.2 ppg in SEC play, ranked third in the conference. Senior guard **Breein Tyree** finished the Rebels' perfect week with another solid performance. The SEC's leading scorer in conference games increased his average with a game-high 23 points. **KJ Buffen** continued to play strong against the Gators, falling one rebound short of a double-double (14 points, nine rebounds). The sophomore also added four assists without committing a turnover. **Devontae Shuler** stuffed the stat sheet with 14 points on 5 of 9 shooting as well as five assists, three steals and three rebounds. As a team, the Rebels shot 47.3 percent (26 of 55).

TYREE LEADS OLE MISS PAST SOUTH CAROLINA

On a night when Morgan Freeman was honored, two other Rebels reached milestones for the Ole Miss men's basketball team. Senior guard **Breein Tyree** jumped into the top 10 on the program's all-time scoring list with a career-high 38 points, leading the Rebels to an 84-70 victory over South Carolina. Playing all 40 minutes, he finished 12 of 21 for the game, including 11 of 13 at the free throw line. The win was the 500th career victory for **Kermit Davis** as a head coach. **Blake Hinson** added 13 points and seven rebounds. **Khadim Sy** tallied 10 points to go along with eight rebounds that tied his career high. As a team, Ole Miss shot 47.4 percent (27 of 57) from the field, while making 24 of 32 free throw attempts (75.0 percent). On the defensive end of the floor, the Rebels limited South Carolina leading scorer AJ Lawson to just five points on 2 of 10 shooting.

TYREE'S BIG GAMES

Breein Tyree has 13 20-point games on the season, producing three such contests in November and three in December to go along with seven in SEC play. He has 35 20-point games over his Ole Miss career. His biggest game as a Rebel was a career-high 40 points to lead Ole Miss to a blowout win over rival Mississippi State (Feb. 11), the most points by a Rebel since Deandre Burnett scored 41 points against Oral Roberts (Nov. 18, 2016). It was the most scored by an Ole Miss player in an SEC game since Stefan Moody dropped 43 to lead the Rebels over MSU on his senior night (March 3, 2016). Tyree also had 34 against Middle Tennessee (Dec. 14), 36 versus LSU (Jan. 18) and 38 against South Carolina to give him six 30-point games for his career.

DAVIS EARNS 500TH CAREER WIN

Ole Miss head coach **Kermit Davis** picked up his 500th win as the Rebels defeated South Carolina at home (Feb. 5). In his 25th season as a college basketball head coach, Davis has collected 502 wins over 789 games (.636 winning percentage). His head coaching career started as a 24-year old at Southwest Mississippi Community College in 1984, the youngest junior college coach in the country, and he earned 66 victories over three seasons in the junior college ranks. Four years later at the age of 28, Davis became Idaho's head coach and was the youngest Division I head coach in the nation. Through 22 seasons as a Division I head coach, which includes becoming the winningest coach in Middle Tennessee and Sun Belt Conference history, Davis has 436 wins. He ranks 38th in victories among active Division I head coaches.

SHULER STATS

Junior guard **Devontae Shuler** leads the Rebels in assists (3.6) and steals (1.8). The Irmo, South Carolina, native is one of two players in the SEC to record at least 1.8 steals per game and a 1.7 assist/turnover ratio, joining Kentucky's Ashton Hagans in the conference's top five of each category. He has recorded at least two steals in 10 of the last 12 games. Shuler has provided some consistency offensively, reaching double figures in 12 of the past 16 games which include the best two games of his career. Over the past five games, Shuler is averaging 18.2 ppg. Against No. 16 Auburn (Jan. 28), he took over after **Breein Tyree** fouled out and finished with 26 points in 48 minutes of the double overtime battle. Shuler followed that performance with a career-high 28 points at No. 22 LSU (Feb. 1). He now has five 20-point games over his career, including four this season.

VETERANS LEAD THE WAY

The Rebels are led by a veteran cast. Senior guard **Breein Tyree** (20.0 ppg), junior **Devontae Shuler** (11.6 ppg), sophomore **Blake Hinson** (10.4 ppg) and sophomore forward **KJ Buffen** (9.7 ppg) have accounted for 70.3 percent of the team's scoring this season. Tyree ranks second in the league in scoring, while Buffen leads the team in rebounding (6.0 per game) and blocks (0.9 per game). Shuler also paces the Rebels in assists (3.6 per game) and steals (1.8 per game), both top 10 in the SEC, while ranking fourth in the conference in assist/turnover ratio (1.7). After missing four games due to injury, Hinson has put together 10 double-digit scoring performances, starting 19 games following the injury to **Luis Rodriguez**.

NEEDING BUFFEN

KJ Buffen was a primary bench player during his freshman campaign, but the 6-foot-7 forward is an important piece of the Ole Miss lineup as a sophomore. Starting all 24 games, one of only two Rebels to start each game, Buffen is averaging 9.7 ppg along with a team-best 6.1 rpg. His rebounding average is 18th in the conference. The Gainesville, Georgia, native is also leading the team in blocks (0.9). Buffen tallied a career-high 23 points in a win over Norfolk State (Nov. 12) before producing his second career 20-point game to close out the calendar year against Tennessee Tech (Dec. 29). In the return to his home state, Buffen was 5 of 6 from the field and made all four of his free throws, tallying 14 points

CAREER RECORDS WATCH

SCORING

- 2,328 John Stroud (110 games, 1977-80)
- 2,078 Joe Harvell (114 games, 1990-93)
- 2,021 Chris Warren (115 games, 2008-11)
- 1,822 Carlos Clark (118 games, 1980-83)
- 1,805 Elston Turner (113 games, 1978-81)
- 1,785 Justin Reed (122 games, 2001-04)
- 1,682 Keith Carter (117 games, 1996-99)
- 1,646 Breein Tyree (122 games, 2017-Pres.)**
- 1,629 Jarvis Summers (134 games, 2012-15)
- 1,601 Joe Gibbon (86 games, 1954-57)
- 1,564 Gerald Glass (60 games, 1989-90)
- 1,553 Don Kessinger (70 games, 1962-64)
- 1,512 Terence Davis (121 games, 2016-19)
- 1,505 Aaron Harper (123 games, 2001-04)
- 1,476 Murphy Holloway (132 games, 2009-13)
- 1,428 Ansu Sesay (110 games, 1995-98)
- 1,421 Eric Laird (110 games, 1982-85)
- 1,384 Jack Waters (71 games, 1959-61)
- 1,375 Tim Jumper (109 games, 1988-91)
- 1,313 Cob Jarvis (68 games, 1952-54)
- 1,294 Stefan Moody (65 games, 2015-16)
- 1,293 Marshall Henderson (66 games, 2013-14)
- 1,286 Jason Smith (118 games, 1996-99)
- 1,274 Zach Graham (135 games, 2008-11)
- 1,273 Sebastian Saiz (129 games, 2014-17)
- 1,259 B.L. "Country" Graham (76 games, 1936-38)
- 1,232 Dwayne Curtis (90 games, 2005-08)
- 1,216 Walter Actwood (103 games, 1974-77)
- 1,201 Rod Barnes (103 games, 1985-88)
- 1,160 Rahim Lockhart (123 games, 1998-2001)

3-POINT FIELD GOALS MADE

- 334 Chris Warren (115 games, 2008-11)
- 278 Aaron Harper (123 games, 2001-04)
- 267 Marshall Henderson (66 games, 2013-14)
- 249 Keith Carter (117 games, 1996-99)
- 214 Joe Harvell (114 games, 1990-93)
- 194 Breein Tyree (122 games, 2017-Pres.)**
- 181 Stefan Moody (65 games, 2015-16)
- 176 Terence Davis (121 games, 2016-19)
- 163 Jason Harrison (132 games, 1999-2002)
- 158 Todd Abernethy (122 games, 2004-07)

3-POINT FIELD GOALS ATTEMPTED

- 900 Chris Warren (115 games, 2008-11)
- 771 Marshall Henderson (66 games, 2013-14)
- 720 Aaron Harper (123 games, 2001-04)
- 686 Keith Carter (117 games, 1996-99)
- 542 Breein Tyree (122 games, 2017-Pres.)**
- 528 Joe Harvell (114 games, 1990-93)
- 519 Terence Davis (121 games, 2016-19)
- 494 Stefan Moody (65 games, 2015-16)
- 454 Jason Harrison (132 games, 1999-2002)
- 425 David Huertas (65 games, 2008-09)

STEALS

- 211 Jason Smith (118 games, 1996-99)
- 194 Murphy Holloway (132 games, 2009-13)
- 179 Eric Laird (110 games, 1982-85)
- 172 Jason Harrison (132 games, 1999-2002)
- 159 Gerald Glass (60 games, 1989-90)
- 157 Joe Ayers (112 games, 1984-87)
- 155 Elston Turner (113 games, 1979-81)
- 154 Rod Barnes (103 games, 1985-88)
- 148 Rahim Lockhart (123 games, 1998-2001)
- 140 Terence Davis (121 games, 2016-19)
- **132 Devontae Shuler (89 games, 2018-Pres.)**

to help Ole Miss beat Georgia (Jan. 25). His play factors into the outcome of games. Buffen averages 11.5 ppg and 7.2 rpg in wins, while tallying 7.5 ppg and 4.7 rpg in losses.

CLIMBING THE CAREER CHARTS

In his final year as a Rebel, senior guard **Breoin Tyree** ranks eighth on the all-time scoring list with 1,646 points. That career output leads all active players in the SEC. The Somerset, New Jersey, native scored a career-high 40 points in the blowout victory over Mississippi State (Feb. 1) to pass Jarvis Summers (1,629). Next on Tyree's climb up the charts is current Ole Miss Athletics Director Keith Carter (1,682). Through 122 games in an Ole Miss uniform, Tyree has knocked down 194 three-pointers to sit sixth in the program's rankings. He drained a trio of three-pointers against Tennessee (Jan. 21) to pass Stefan Moody (181).

YEAR TWO OF THE DAVIS ERA

Kermit Davis is in his second season at the helm of Ole Miss Basketball. A nine-time conference coach of the year, Davis is 38th among active Division I head coaches with 436 career wins over 22 seasons, including stints at MT, Idaho and Texas A&M. In 25 seasons as a college basketball head coach, he has amassed 502 wins. Davis wasted no time making an impact in Oxford. With the Rebels coming off a last-place finish in 2017-18, the media picked Ole Miss to land at the bottom of the SEC standings again in 2018-19. However, the Rebels posted a 20-13 record to earn a spot in the NCAA Tournament for the first time in four years. With a return to March Madness for the sixth time in his career, Davis joined a list of 63 coaches in college basketball history to take three different schools to the NCAA Tournament. Davis was named SEC Coach of the Year by his peers and the Associated Press, earning conference coach of the year accolades for the ninth time in his career. He became the sixth Ole Miss coach to earn SEC Coach of the Year honors, while joining Andy Kennedy as the only Rebel coaches to collect the award in their first year in Oxford.

TD IN THE NBA

The Rebels are without 2018-19 Second Team All-SEC guard **Terence Davis**, who ranks 13th on the program's all-time scoring list with 1,512 points. After going undrafted, Davis turned heads in the NBA Summer League in Las Vegas and quickly earned a multi-year deal with the reigning champion Toronto Raptors. Davis has become a regular in the Raptors' rotation to start the NBA season. The Southaven, Mississippi, native matched LeBron James with 13 points in the Raptors' win over the Lakers (Nov. 10). Last month (Jan. 8), Davis was called upon to make his first career start, and boy did he deliver. The NBA Rebel scored 23 points and pulled down a career-high 11 rebounds, both team highs, to record his first double-double and lead the Raptors to a victory over the Hornets. Kicking off February, Davis tallied a career-high 31 points off the bench to help the Raptors beat the Bulls (Feb. 2). He made his second career start last week (Feb. 8), tallying 20 points in the franchise's record-breaking 14th straight win. Averaging 7.9 ppg, he is only Raptor to play in all 55 of the team's games. Davis is the first Rebel to play in the NBA since Justin Reed (2005-07).

NEXT ON THE HARDWOOD

The Rebels remain on the road Tuesday (Feb. 18), beginning a home-and-home series with Missouri in Columbia. It will be the second of three road games over a two-week stretch (four games). Tipoff is slated for 7:30 p.m. CT on SEC Network.

SEC STANDINGS

	Feb. 15				
	SEC	GB	Overall	Pct.	Streak
Auburn	9-2	--	22-2	.917	W7
Kentucky	9-2	--	19-5	.792	W3
LSU	9-2	--	18-6	.750	W1
Florida	7-4	2.0	15-9	.625	W1
South Carolina	7-4	2.0	15-9	.625	W2
Tennessee	6-5	3.0	14-10	.583	W1
Mississippi St.	6-5	3.0	15-9	.625	L1
Alabama	5-6	4.0	13-11	.542	L1
Texas A&M	5-6	4.0	11-12	.478	L2
Ole Miss	4-7	5.0	13-11	.542	W3
Arkansas	4-7	5.0	16-8	.667	L3
Missouri	3-8	6.0	11-13	.458	L1
Georgia	2-9	7.0	12-12	.500	L3
Vanderbilt	1-10	9.0	9-14	.375	L2

ASSOCIATED PRESS POLL

	Feb. 10		
Rank	Team	Record	Points
1	Baylor	21-1	1,583
2	Gonzaga	25-1	1,546
3	Kansas	20-3	1,450
4	San Diego State	24-0	1,422
5	Louisville	21-3	1,331
6	Dayton	21-2	1,255
7	Duke	20-3	1,211
8	Florida State	20-3	1,170
9	Maryland	19-4	1,057
10	Seton Hall	18-5	1,013
11	Auburn	21-2	998
12	Kentucky	18-5	853
13	Penn State	18-5	787
14	West Virginia	18-5	721
15	Villanova	17-6	581
16	Colorado	19-5	567
17	Oregon	18-6	497
18	Marquette	17-6	425
19	Butler	18-6	414
20	Houston	19-5	402
21	Iowa	17-7	374
22	Illinois	16-7	235
23	Creighton	18-6	213
24	Texas Tech	15-8	169
25	LSU	17-6	160

Receiving Votes: Michigan State 124, Rhode Island 57, Northern Iowa 44, BYU 43, Arizona 34, Purdue 27, Ohio State 14, Cincinnati 6, Stephen F. Austin 6, Michigan 3, Rutgers 2, Virginia 2, East Tennessee State 2, Wright State 1, Winthrop 1

USA TODAY COACHES POLL

	Feb. 10		
Rank	Team	Record	Points
1	Baylor	21-1	786
2	Gonzaga	25-1	776
3	Kansas	20-3	715
4	San Diego State	24-0	712
5	Louisville	21-3	667
6	Dayton	21-2	640
7	Duke	20-3	611
8	Florida State	20-3	560
9	Maryland	19-4	548
10	Seton Hall	18-5	502
11	Auburn	21-2	498
12	Kentucky	18-5	404
13	Penn State	18-5	392
14	West Virginia	18-5	380
15	Colorado	19-5	277
16	Villanova	17-6	265
17	Iowa	17-7	218
18	Oregon	18-6	210
19	Houston	19-5	209
20	Butler	18-6	173
21	Creighton	18-6	170
22	Marquette	17-6	141
23	Illinois	16-7	115
24	Texas Tech	15-8	92
25	Michigan State	16-8	88

Receiving Votes: LSU 81; Arizona 53; Ohio State 20; Northern Iowa 20; Rhode Island 18; BYU 17; Purdue 14; Rutgers 9; Saint Mary's 7; Michigan 6; Cincinnati 2; Yale 1; Tulsa 1; Oklahoma 1; East Tennessee State 1.

DEFENDING HOME COURT

Winning at home has been a trademark at Ole Miss. Over the past 14 seasons, the Rebels are 164-51 (.763 win pct.) in home games. In four-plus seasons (opened January 2016) playing in the \$96.5 million Pavilion at Ole Miss, the Rebels hold a 51-25 (.671) advantage against the opposition. Ole Miss has won 289 of its last 372 games (.777 win pct.) in Oxford dating back to the 1996-97 campaign. Under second year head coach **Kermit Davis**, the Rebels are 21-9 (.700 win pct.) at home.

PACK THE PAVILION

After a new average attendance record (7,816) was broken during the 2018-19 campaign, a 13 percent increase from the previous season, another record was set this season with 5,100 season ticket holders and counting. Last season, the Rebels had the highest increased home attendance in the SEC for conference games (23.75 percent). For SEC games, the 8,791 average attendance was up significantly from the 7,104 average during the 2017-18 campaign. Five sellouts in 2018-19 also broke another Pavilion record. The Pavilion has nine sellouts in its history (opened in January 2016). Against No. 16 Auburn (Jan. 28), over 2,000 students showed up to cheer on the Rebels. It was the highest student attendance in Pavilion history.

TYREE TABBED SENIOR CLASS AWARD CANDIDATE

Breoin Tyree was named one of 30 candidates for the 2019-20 Senior CLASS Award (Jan. 17). To be eligible for the award, a student-athlete must be classified as an NCAA Division I senior and have notable achievements in four areas of excellence: community, classroom, character and competition. An acronym for Celebrating Loyalty and Achievement for Staying in School®, the Senior CLASS Award focuses on the total student-athlete and encourages students to use their platform in athletics to make a positive impact as leaders in their communities. Tyree, one of five SEC men's basketball candidates, has been a leader on and off the court. As a sophomore, he earned a leadership role within the conference by being named Vice-Chair of the SEC Men's Basketball Leadership Council. He has headed the council as chair for the past two years. Tyree, the lone senior on the team, also serves on the Ole Miss Student-Athlete Advisory Committee on campus as a voice for Rebel athletes.

MATTHEW MURRELL BECOMES A REBEL

Ole Miss Basketball made a major splash on the first day of the early signing period (Nov. 13), inking the highest ranked recruit in program history. **Matthew Murrell**, a consensus top-50 prospect in the national recruiting rankings, signed his National Letter of Intent Nov. 13 to join the Rebels for the 2020-21 season. Murrell, a four-star prospect, finds himself rated top 50 nationally by the major recruiting rankings. The combo guard is ranked as high as No. 38 by 247Sports.

GAME LEADERS

LED TEAM IN PTS:	LED TEAM IN BLOCKS:
Tyree.....14	Buffen.....12
Buffen.....5	Sy.....9
Shuler.....5	Hinson.....4
Sy.....2	Shuler.....3
Collum.....1	Tyree.....2
	Williams.....2
	Curry.....1
	McBride.....1
LED TEAM IN REBS:	DOUBLE-FIGURE REBS:
Buffen.....9	Hinson.....2
Sy.....7	Buffen.....1
Shuler.....5	Shuler.....1
Hinson.....4	
Miller.....1	
Rodriguez.....1	
Tyree.....1	
LED TEAM IN ASSISTS:	DOUBLE-DOUBLES:
Shuler.....15	Buffen.....1
Tyree.....7	Hinson.....1
Crowley.....5	Shuler.....1
Buffen.....2	
Curry.....1	
Williams.....1	
LED TEAM IN STEALS:	DOUBLE-FIGURE PTS:
Shuler.....14	Tyree.....16
Buffen.....10	Shuler.....14
Tyree.....7	Sy.....12
Hinson.....3	Buffen.....11
Crowley.....2	Hinson.....9
Collum.....1	Crowley.....1
Curry.....1	Rodriguez.....1
Hunter.....1	Williams.....1
Rodriguez.....1	
Sy.....1	
	20-POINT GAMES:
	Tyree.....13
	Shuler.....4
	Buffen.....3
	Sy.....1
	30-POINT GAMES:
	Tyree.....4
	40-POINT GAMES:
	Tyree.....1

SEASON HONORS

KJ Buffen:

- NIT Tip-Off All-Tournament Team

Devontae Shuler:

- Preseason Second Team All-SEC (Coaches)

Breoin Tyree:

- SEC Player of the Week (Feb. 10)
- College Sports Madness National Player of the Week (Feb. 10)
- Senior CLASS Award Candidate (one of 30 nationwide)
- NIT Tip-Off All-Tournament Team
- Jerry West Award Watch List (Shooting Guard of the Year)
- Preseason Third Team All-American (Sporting News)
- Preseason First Team All-SEC (Coaches, Media)
- Chair of the SEC Men's Basketball Leadership Council

GAME-BY-GAME STARTING LINEUPS

Opponent	Result	1	2	3	4	5
Arkansas State	W, 71-43	Shuler	Tyree	Rodriguez	Buffen	Sy
Norfolk State	W, 68-55	Shuler	Tyree	Rodriguez	Buffen	Sy
Western Michigan	W, 85-58	Shuler	Tyree	Rodriguez	Buffen	Sy
Seattle	W, 65-52	Shuler	Tyree	Rodriguez	Buffen	Sy
at Memphis	L, 86-87	Shuler	Tyree	Rodriguez	Buffen	Sy
vs. Penn State	W, 74-72	Shuler	Tyree	Hinson	Buffen	Sy
vs. Oklahoma State	L, 37-78	Shuler	Tyree	Hinson	Buffen	Sy
Butler	L, 58-67	Shuler	Williams	Hinson	Buffen	Hunter
CSU Bakersfield	W, 83-67	Shuler	Tyree	Hinson	Buffen	Sy
Middle Tennessee	W, 82-64	Shuler	Tyree	Hinson	Buffen	Sy
Southeastern Louisiana	W, 83-76	Shuler	Tyree	Hinson	Buffen	Sy
Tennessee Tech	W, 80-63	Shuler	Tyree	Hinson	Buffen	Sy
at Wichita State	L, 54-75	Shuler	Tyree	Hinson	Buffen	Sy
at Texas A&M	L, 47-57	Shuler	Tyree	Hinson	Buffen	Sy
Arkansas	L, 72-76	Shuler	Tyree	Hinson	Buffen	Sy
at Florida	L, 57-71	Shuler	Miller Jr.	Crowley	Hinson	Buffen
LSU	L, 76-80	Shuler	Tyree	Hinson	Buffen	Sy
at Tennessee	L, 48-73	Shuler	Tyree	Hinson	Buffen	Sy
at Georgia	W, 70-60	Shuler	Tyree	Hinson	Buffen	Sy
Auburn	L, 82-83 (2OT)	Shuler	Tyree	Hinson	Buffen	Sy
at LSU	L, 63-73	Shuler	Tyree	Williams	Hinson	Buffen
South Carolina	W, 84-70	Shuler	Tyree	Hinson	Buffen	Sy
Florida	W, 68-51	Shuler	Tyree	Hinson	Buffen	Sy
Mississippi State	W, 83-58	Shuler	Tyree	Hinson	Buffen	Sy

BY THE NUMBERS (UNDER DAVIS)

The Rebels' record is ...

- Overall 33-24
- SEC Games 14-15
- Overtime 0-2
- Home Overall (SEC) 21-9 (8-7)
- Road Overall (SEC) 7-11 (6-8)
- Neutral Games 5-4
- vs. Ranked Opponents 2-9

- Day Games 17-8
- Night Games (6 p.m. or later local) 16-16
- November Games 9-4
- December Games 10-1
- January Games 5-11
- February Games 8-4
- March Games 1-4

- Monday Games 0-0
- Tuesday Games 4-9
- Wednesday Games 7-2
- Thursday Games 0-1
- Friday Games 4-3
- Saturday Games 16-9
- Sunday Games 2-0

- Red Jerseys 4-4
- Navy Jerseys 4-6
- White Jerseys 14-6
- Gray Jerseys 9-4
- Powder Blue Jerseys 2-4

Rebels' record when ...

- Leading at the half 27-8
- Tied at the half 0-2
- Behind at the half 6-14

- Scores 90 points or more 3-0
- Scores 80-89 points 15-3
- Scores 70-79 points 10-9
- Scores less than 70 points 5-12

- Out-rebounds opponent 23-7
- Out-rebounded by opponent 9-14
- Ties opponents in rebounds 1-3

- Shoots 50 percent or better 15-1
- Shoots between 40-49 percent 16-13
- Shoots under 40 percent 2-10
- Shoots 40 percent or better from 3-pt. 12-3
- Shoots between 30-40 percent from 3-pt. 18-8
- Shoots under 30 percent from 3-pt. 3-13
- Shoots 70 percent or better from FT line 24-14
- Shoots 60-69 percent from FT line 7-2
- Shoots under 60 percent from FT line 2-8
- Opp. shoots 50 percent or better 2-8
- Opp. shoots 40-49 percent 18-13
- Opp. shoots under 40 percent 13-3
- Opp. shoots 40 percent or better from 3-pt. 7-13
- Opp. shoots between 30-40% from 3-pt. 12-3
- Opp. shoots under 30 percent from 3-pt. 14-8
- Commits 15 turnovers or more 8-11
- Commits less than 15 turnovers 25-13
- Forces 15 turnovers or more 20-6
- Forces less than 15 turnovers 13-18
- Has less (or same) turnovers than opp. 25-8

A native of Memphis, Tennessee, Murrell played his first three seasons of high school basketball at Whitehaven High School. As a senior, he moved down to Bradenton, Florida to join defending national champions IMG Academy. ESPN ranks Murrell as the No. 2 player in the state.

SESAY EARNS HIS DEGREE

Ansu Sesay, the 1998 SEC Player of the Year and consensus All-American, returned to Ole Miss this season as a manager to serve on **Kermit Davis'** staff and pursue his degree. Through the Rebel Reconnect program, he completed his final courses in December to earn a bachelor's degree in university studies. During his playing days, Sesay averaged 18.6 points and 7.6 rebounds per game over his collegiate career as he became one of only two Rebels to ever record 1,000 points, 600 rebounds and 200 assists. Leaving school early 20 years ago, he was chosen in the second round of the 1998 NBA Draft by the Dallas Mavericks. Sesay played three years with the Seattle Sonics as well as one season as a member of the Golden State Warriors.

FORMER REBEL BASKETBALL ALL-AMERICAN KEITH CARTER NAMED OLE MISS ATHLETICS DIRECTOR

Rebel Basketball now has one of its own leading the Ole Miss Athletic Department. Keith Carter was named as the new Ole Miss Athletics Director (Nov. 22), 20 years after leading Ole Miss Basketball to the top of the Southeastern Conference. A four-year starter at Ole Miss, Carter helped the Rebels to a pair of SEC Western Division titles in 1997 and 1998 and earned All-America honors after his senior season in 1999. The four-year starter received All-SEC first and second team honors in 1998 and 1999. His 1,682 career points ranks seventh all-time, and his 249 three-pointers set a school record at the time and still ranks fourth in the Rebel record book. He also won a gold medal as a member of the U.S. national team at the 1998 Goodwill Games and played professional basketball in Italy from 2001 until 2008. Following his playing career, Carter returned to his alma mater to work for the University Foundation before moving to the Ole Miss Athletics Foundation.

DEVONTAE'S BIG WEEK

Going up against a pair of ranked teams last week, **Devontae Shuler** stepped up and brought his best. The junior guard had his best two scoring games as a Rebel, averaging 27.0 ppg and 6.0 rpg during the week. Shuler shot 51.9 percent (14 of 27) from the field, 50 percent (6 of 12) from beyond the arc and 80 percent (20 of 25) from the free throw line. In the double overtime contest versus No. 16 Auburn (Jan. 28), he scored 26 points over a career-high 48 minutes. It was his highest scoring game as a Rebel, besting his 24-point outburst in last season's Emerald Coast Classic championship game against Cincinnati (Nov. 24, 2018). He built on that performance at No. 22 LSU (Feb. 1), scoring 28 points for a new career high. He made five three-pointers, also a career best, while going a perfect 7 of 7 from the charity stripe.

REBELS EARN ROAD WIN AT GEORGIA

In front of a sold-out crowd at Stegeman Coliseum, Ole Miss shook off a hostile environment and earned a hard-fought 70-60 victory over the Georgia Bulldogs (Jan. 25). The Rebels shot 52.0 percent from the field while holding Georgia's leading scorer, Anthony Edwards, to just 13 points on 3 of 12 shooting to control the game and pick up the road win. **Breein Tyree** scored 20 points to pace Ole Miss offensively, his 10th game this season with 20 or more. The frontcourt duo of **Khadim Sy** and **KJ Buffen** combined for 30 points as well. Sy battled down low, scoring 16 points for his best SEC game as a Rebel on 6 of 12 shooting. In a return to his home state, Buffen added 14 points. The Gainesville, Georgia, native made 5 of 6 from the field, while making all four of his free throws. The Rebels dominated points in the paint, 38-20. Ole Miss held Georgia to a 30.9 field goal percentage (17 of 55). Edwards' 13 points led the way, although it was seven points below his season average.

NON-CONFERENCE RECAP

Ole Miss finished its non-conference slate with a 9-4 record, winning at least nine non-conference regular season games for the 21st time in the past 23 seasons. However, it didn't come easy. The Rebels faced five teams that were ranked in the top 25 at one point this season. Ole Miss joined Georgia as the only two SEC teams to play four Quadrant 1 contests out of conference. Ole Miss' marquee non-conference victory was a remarkable comeback over Penn State in the NIT Tip-Off (Nov. 27). The Rebels erased a 21-point second half deficit, grabbing the lead in the final minute for a 74-72 victory.

BEST DECADE IN OLE MISS BASKETBALL HISTORY

With the 2010s now in the rearview mirror, we look back on the most successful decade in Ole Miss Basketball history. The Rebels went 204-135 (.602) during the span, the most wins ever by the program over a decade. It started off with the 2010 team capturing the SEC West Division title before advancing to the NIT Final Four at Madison Square Garden. That was the first of four NIT appearances throughout the decade, including twice advancing to the NIT Final Four. The Rebels earned three NCAA Tournament berths during the decade, starting with 2013 SEC Tournament champions that tied a school record with 27 wins. The 2014-15 team had a historic comeback over BYU in a First Four game, while the 2018-19 Rebels exceeded expectations to make the Big Dance in the first year under **Kermit Davis**.

LOSING LUIS

Luis Rodriguez suffered a foot injury during the shootaround ahead of the Rebels' game against Penn State in the NIT

Tip-Off at the Barclays Center (Nov. 27). Rodriguez had surgery on his left foot Dec. 1 and is expected to miss 6-8 weeks. After playing in 25 games as a freshman, Rodriguez saw an expanded role to begin his sophomore season. The Los Angeles, California, native started each of the first five games for the Rebels and averaged 5.8 points per game. His 5.2 rebounds per game and 2.6 assists per game ranked second on the team in both categories at the time of injury.

UNDERRATED REBELS

Ahead of the SEC's media day, a panel consisting of SEC and national media members picked the Rebels to finish eighth in the conference standings this season. However, Ole Miss has placed higher than the media's projection in seven of the last eight seasons since the SEC went away from the divisional format. That includes last season when Ole Miss was predicted to finish last in the SEC, only to tie for sixth and return to the NCAA Tournament under first year head coach and 2019 SEC Coach of the Year **Kermit Davis**.

INITIATE DOUBLE-DOUBLES

After going through the first 14 games of the season without a double-double, Ole Miss had three Rebels record the statistic over one week. Against Arkansas (Jan. 11), **KJ Buffen** and **Devontae Shuler** produced the Rebels' first double-doubles of the season. It was also the first double-doubles of their careers. Buffen tallied 12 points to go along with a career-high 10 rebounds, while Shuler recorded 10 points and a career-best 11 boards. The duo became the first pair of Rebels to put together a double-double in the same game since Terence Davis and Dominik Olejniczak accomplished the feat against No. 22 Auburn (Jan. 9, 2018). **Blake Hinson** added his first career double-double in his return to Florida (Jan. 14), scoring 16 points with a career-high 11 rebounds.

FREE THROW SUCCESS

The Rebels were almost perfect from the charity stripe versus the Razorbacks (Jan. 11), making 25 of their 26 attempts to set a new Pavilion record for free throw percentage. The 96.2 percentage was the third-best in school history, behind only a pair of perfect percentages. Below is the top five single game free throw percentages (minimum 10 attempts) in 110 seasons of Ole Miss Basketball.

Percentage	FT-FTA	Opponent	Date
1. 100%	22-22	South Alabama	Nov. 18, 2008
100%	10-10	Mississippi St.	Feb. 28, 1959
3. 96.2%	25-26	Arkansas	Jan. 11, 2020
4. 95.7%	22-23	Baylor	Jan. 28, 2017
95.7%	22-23	Murray St.	Nov. 17, 2010

ENDING THE CALENDAR YEAR STRONG

Ole Miss is 10-1 in the month of December under second-year coach **Kermit Davis**. Last season, the Rebels went 6-0 in the final month of the calendar year as part of a 10-game winning streak that extended into SEC play before going 4-1 in 2019.

SECOND HALF SURGE LIFTS REBELS TO VICTORY

After shaking off some rust from the holiday break, Ole Miss shot 69.2 percent (18 of 26) in the second half to surge to an 80-63 win over Tennessee Tech at The Pavilion (Dec. 29). **KJ Buffen** and **Devontae Shuler** scored 20 points apiece to make sure the Rebels ended the decade victoriously. Shooting over 50 percent for the fourth straight game, Ole Miss earned its fourth consecutive win to close out the 2019 calendar year. The Rebels were 30 of 55 (54.5 percent) throughout the game, while holding the Golden Eagles to 40 percent (24 of 60) shooting. Along with his second career 20-point game, Buffen pulled down eight rebounds and registered a career-high three blocks on the defensive end. Shuler continued to take care of the basketball, dishing out a team-high five assists and only committing two turnovers. He provided consistency, scoring 10 points in each half. As a team, the Rebels recorded 22 assists on 30 buckets.

RAINING THREES

The Rebels made it rain inside The Pavilion during the matchup against Middle Tennessee (Dec. 14). Ole Miss went 14 of 22 from long distance, good enough to set a new Pavilion three-point field goal percentage record (63.6 percent). The 14 made threes tied for the third-most ever by the Rebels in a single game and just one off the school record.

Made Threes	Opponent	Date
15	at Syracuse	March 18, 2017 (NIT Second Round)
15	vs. Oregon	Dec. 8, 2013
14	vs. Middle Tennessee	Dec. 14, 2019
14	vs. Texas A&M-Corpus Christi	Dec. 19, 2017
14	at Missouri	Feb. 3, 2016
14	vs. Missouri	Feb. 8, 2014
14	vs. Arkansas	March 5, 2011
14	vs. Jacksonville State	Dec. 29, 2009

TYREE'S BIRTHDAY GIFT TO COACH

As the lone senior on the team, **Breein Tyree** made sure that head coach **Kermit Davis** had a happy 60th birthday (Dec. 14). With the Ole Miss head coach going up against his former team, Middle Tennessee, the Rebel guard exploded for the best game of his career. He tallied a career-high 34 points, besting his previous high of 31 (twice), to eclipse the 30-point plateau for the third time. The Somerset, New Jersey, native scored 25 of his points in the opening half to make sure the game was never in doubt. Tyree was on fire from beyond the arc, making 8 of his 11 attempts to set a Pavilion record for made threes. He also became the sixth Rebel to make at least eight threes in a single game, joining a list of Rebel greats: Marshall Henderson (10), Deandre Burnett (9), Stefan Moody (8), Chris Warren (8) and Keith Carter (8). Henderson's school record of 10 three-pointers occurred in an overtime thriller versus Oregon (Dec. 8, 2013).

YOUNG SQUAD

With **Breein Tyree** as the lone senior, Ole Miss is one of 27 teams in the country to have either one or zero seniors on the roster. In contrast, the Rebels have the fifth-most freshmen on a Division I roster. Ole Miss is one of only eight teams nationwide to have at least seven freshmen.

School	Number of Freshmen
Navy	11
Utah	11
Air Force	10
TCU	10
Ole Miss	7
James Madison	7
LMU	7
Nebraska	7

STARTERS SHINE AGAINST ROADRUNNERS

All five starters scored in double figures as balanced scoring led Ole Miss to an 83-67 victory over former head coach Rod Barnes and his CSU Bakersfield Roadrunners at The Pavilion (Dec. 7). Ole Miss starters scored 78 of the team's 83 points in the win. The Rebels shot a season-best 57.8 percent (26 of 45) from the floor, including 66.7 percent (14 of 21) in the second half to break away from the Roadrunners (4-7). Sophomore **Blake Hinson** tallied a game-high 23 points by going 6 of 8 from the field and 9 of 12 from the charity stripe. **Breein Tyree** also found success at the line, going 11 of 14 to contribute to his fifth 20-point game of the season. Tyree added six assists, one shy of his career high. Fellow guard **Devontae Shuler** took care of the basketball as well, dishing out a personal-best six assists without committing a turnover. The Irmo, South Carolina, native recorded 15 points as well. Junior **Khadim Sy** posted his second consecutive double-digit scoring output, tallying 10 points with a team-high seven rebounds, and **KJ Buffen** scored all 10 of his points in the first half. The win over CSU Bakersfield was the first time Ole Miss had all five starters score double figures since an 85-79 win at Memphis (Dec. 18, 2015). The Rebel starting five combined for 78 of the team's 83 points in the victory versus the Roadrunners.

REBELS RALLY FROM 21 DOWN TO BEAT PENN STATE

Trailing by 21 in the second half, the Rebels rallied to knock off unbeaten Penn State 74-72 (Nov. 27) in the NIT Tip-Off semifinals. Junior guard **Bryce Williams** had ice in his veins, making two free throws with 13 seconds left, and the Rebels came up with one more big defensive stop to complete the come-from-behind victory. A steal in the backcourt by sophomore **KJ Buffen** led to a Williams offensive rebound and foul by Penn State. Prior to that, senior **Breein Tyree** scored five points to tie the contest on two occasions with less than 66 seconds to go. After going scoreless in the first half, Tyree exploded for 18 second half points to lead Ole Miss in scoring. **Blake Hinson** added 17 points, sparking the comeback alongside Williams. Buffen stuffed the stat sheet with 13 points to go along with career highs in rebounds (9), assists (6) and steals (4). Khadim Sy added eight points and a career-high eight rebounds. On the defensive side of the floor, Ole Miss kept up as one of the nation's best teams in defending the 3-pointer as Penn State finished 5 of 19 (26.3 percent) from long distance. Outscoring PSU 47-29 in the second half, the Rebels held the opposition to a 35.7 field goal percentage (10 of 28) and only committed one turnover of their own over the final 20 minutes.

AN EPIC COMEBACK

With 16:23 to go in the game, Ole Miss trailed Penn State 53-32. However, the Rebels continued to fight and climbed all the way back to tie the contest with one minute to go. The two free throws by **Bryce Williams** with 13 seconds left gave Ole Miss its first lead of the game, one they would not let slip away. The 21-point comeback was the largest second half rally since the Rebels overcame a 23-point deficit at home against Auburn (Feb. 11, 2017).

TYREE LEADS THE WAY

After earning First Team All-SEC accolades and leading Ole Miss back to the NCAA Tournament a season ago, **Breein Tyree** earned several preseason accolades as a senior. Along with being named Preseason First Team All-SEC, the Rebel is one of 20 guards nationwide to be selected to the Jerry West Award Watch List (shooting guard of the year). Sporting News also tabbed him a Preseason Third Team All-American. The SEC's leading returning scorer heading into the season, Tyree averaged 17.9 ppg as a junior to rank third in the conference. He bumped his scoring average to 19.1 ppg in conference play, increasing his output from non-conference to SEC action for the third consecutive year. Last season, Tyree was the only player in the SEC to rank in the conference's top 10 in scoring (3rd-17.9 ppg), free throw percentage (3rd-83.1), three-pointers made (7th-2.1 per game) and field goal percentage (10th-45.9).

HISTORIC START DEFENSIVELY

Ole Miss' scoring defense got off to one of its best starts ever in program history. The Rebels held each of their first four opponents below 60 points, a feat last accomplished to start the 1944-45 season. During that season, Ole Miss began the season 4-0 by allowing only 30.8 ppg. The 208 points were the fifth-fewest allowed over the first four games of an Ole Miss season over the past 70 years.

Points Allowed	Season
197	1950-51
200	1998-99
200	1981-82
205	1947-48
208	2019-20

REBELS ROLL PAST REDHAWKS

Ole Miss led for almost the entire game and ended its season-opening homestand with a 65-52 victory over Seattle Tuesday night (Nov. 19). The Rebels built up their lead to as much as 28 points in the second half, while holding the Redhawks to a 28.6 percent (16 of 56) clip from the field. **KJ Buffen** scored 11 of his team-high 13 points in the second half after picking up early foul trouble in the first 11 minutes of the contest. The sophomore forward also pulled down a team-high eight rebounds to go along with a pair of steals. **Breein Tyree** stuffed the stat sheet with 10 points, six rebounds and five assists to get the Rebels rolling in the first half and continuing into the final frame. Fellow guard **Bryce Williams** added a career-high eight points in 22 minutes off the bench. Making the most of their opportunities at the charity stripe, the Rebels went 19 of 22 (86.4%) on their free throws.

REBELS DOMINATE THE PAINT TO THUMP BRONCOS

Controlling the paint and using a stifling 1-3-1 zone defense, Ole Miss brushed off a slow start to rumble past Western Michigan 85-58 at The Pavilion (Nov. 15). The Rebels handed

the Broncos their first loss of the season by holding a 44-24 advantage in the paint and forcing 19 turnovers. **Breein Tyree** scored a team-high 20 points for his second consecutive 20-point game, while adding four rebounds and three steals. His backcourt mate **Devontae Shuler** was close behind, tallying 16 points along with a career-high three blocks on the other end of the floor. Sophomore **Luis Rodriguez** reached double figures for the first time in his young career with 10 points and a team-best six rebounds. Newcomers **Sammy Hunter** and **Khadim Sy** added eight points apiece, the most they've scored as Rebels. Once again, Ole Miss shot over 50 percent, going 32 of 61 from the floor (52.5 percent). The Rebels limited Western Michigan to a 33.9 percent (20 of 59) clip, including just 5 of 32 (15.6 percent) from beyond the arc. Coming into the game averaging 25.3 ppg, Preseason First Team All-MAC guard Michael Flowers was held to only 14 points on 4 of 15 shooting (1 of 9 from three).

VETERANS PAVE THE WAY IN WIN OVER NORFOLK STATE

The trio of **KJ Buffen**, **Devontae Shuler** and **Breein Tyree** outscored Norfolk State by themselves, combining for 56 points in the Rebels' 68-55 win Tuesday night (Nov. 12) at The Pavilion. On the other side of the floor, the Rebels limited a team averaging 96.5 ppg to a 32.7 percent (17 of 52) clip from the floor thanks in large part to their 1-3-1 zone defense. Buffen tallied a career-high 23 points and matched his best night on the glass with nine rebounds to lead Ole Miss in the win. The Gainesville, Georgia, native could not be stopped in the second half, scoring 15 points over the final 20 points. Tyree added 21 points for his 23rd career 20-point game, while Shuler recorded 12 points to go along with team highs in assists (5) and steals (4). As a squad, the Rebels shot 51.0 percent (26 of 51) and dominated the paint 38-20. Defensively, Ole Miss recorded 12 steals and forced 17 turnovers to lead to 24 points. Just like on the offensive side of the court, the veterans paced the Rebels on defense. Along with Shuler's team-high four steals, Buffen and Tyree collected three each.

DOMINATING DEFENSE

Ole Miss put together a dominating defensive performance in the team's season-opening win over Arkansas State (Nov. 8). Along with forcing 23 turnovers, the Rebels held the Red Wolves to 43 points. It was the lowest opposing output in by a **Kermit Davis**-coach Ole Miss squad as well as the lowest in five seasons. The 43 points were tied for the fifth-fewest by an Ole Miss opponent over the last 20 years, and it marked the 12th time the Rebels held an opponent to 45 points or less during that span.

Points	Opponent	Date
33	LSU	Feb. 7, 2001
38	Southern	Nov. 20, 2014
38	Arkansas-Pine Bluff	Dec. 28, 2002
41	Nicholls	Jan. 3, 2009
43	Arkansas State	Nov. 8, 2019
43	Nicholls	Dec. 15, 2005
43	ULM	Nov. 29, 2005
43	ULM	Dec. 3, 2001
44	Alabama State	Dec. 30, 2003
45	Lipscomb	Nov. 23, 2012
45	Arkansas	March 6, 2004
45	Morris Brown	Nov. 28, 2001

NEWCOMER NOTICE

Kermit Davis' first full recruiting class at Ole Miss became one of the highest ranked in school history, coming in at No. 22 nationally by Rivals.com. Four-star prospects include guard **Austin Crowley**, guard **Bryce Williams**, forward **Antavion Collum** and forward **Khadim Sy**. Williams and Sy are junior college transfers from Daytona State, where Sy became one of the most sought-after JUCO prospects in the country (spent his freshman season at Virginia Tech). **Sammy Hunter**, one of the top prospects out of The Bahamas, is another newcomer who could make an immediate impact after a successful prep career in Canada. Joining the newcomers will be guard **Franco Miller Jr.** and forward **Carlos Curry**. The two Rebels both redshirted a season ago, but both look to make an impact after one season under Davis.

SEC COACH OF THE YEAR

Kermit Davis became the sixth Ole Miss men's basketball coach to earn SEC Coach of the Year honors, earning the award in his first season in Oxford (2018-19). He joined the winningest coach in program history, Andy Kennedy, as the only two coaches to be named SEC Coach of the Year in his first season guiding the Rebels. The Leakesville, Mississippi, native led one of the biggest turnarounds in the country, as the Rebels improved from 12-20 (5-13 SEC) a season ago to 20-13 (10-8 SEC). The eight-win improvement is ranked 11th in the nation as well as the best among Power 5 schools. While Ole Miss was projected to finish last in the SEC, Davis got the Rebels off to a hot start. Ole Miss began conference play 3-0, helping Davis become the first Rebel head coach to win his first three SEC games. He was the second coach to win 13 of his first 15 games as well as the third coach in program history to win 20 games in his first season. With 20 wins, Davis became just the third active SEC head coach to win at least 20 games in his first season in the conference (John Calipari – Kentucky, Mike White – Florida).

CONVERTING AT THE CHARITY STRIPE

Shooting 78.3 percent as a team, Ole Miss led the SEC and ranked fourth nationally in free throw percentage a season ago. That mark set a new school record, breaking the previous mark of 77.3 percent during the 2014-15 season. **Breein Tyree** was an 83.1 percent free throw shooter (128 of 154) to rank third in the SEC among qualifiers, while **Devontae Shuler** shot 82.3 percent clip (51 of 62) from the line.

THE PAVILION RECORD BOOK

INDIVIDUAL (OLE MISS)

Points:	43	Stefan Moody vs. Mississippi St. (3-3-16)
FG att:	25	Stefan Moody vs. Vanderbilt (2-6-16)
FG made:	13	2x, MR: Breein Tyree vs. Mississippi St. (2-11-20)
3-pt att:	15	Stefan Moody vs. Vanderbilt (2-6-16)
3-pt made:	8	Breein Tyree vs. Middle Tennessee (12-14-19)
FT att:	18	3x, MR: Devontae Shuler vs. No. 16 Auburn (1-28-20)
FT made:	15	2x, MR: Stefan Moody vs. Mississippi St. (3-3-16)
Rebounds:	19	Sebastian Saiz vs. UMass (11-14-16)
Assists:	9	3x, MR: Devontae Shuler vs. Middle Tennessee (12-14-19)
Blocks:	6	Sebastian Saiz vs. Bradley (12-19-16)
Steals:	7	2x, MR: Terence Davis vs. Texas A&M (2-6-19)

INDIVIDUAL (OPPONENT)

Points:	34	2x, MR: Isaiah Joe, Arkansas (1-11-20)
FG att:	24	Bryce Brown, No. 10 Auburn (1-9-19)
FG made:	12	Malik Monk, No. 8 Kentucky (12-29-16)
3-pt att:	19	Bryce Brown, No. 10 Auburn (1-9-19)
3-pt made:	7	4x, MR: Isaiah Joe, Arkansas (1-11-20)
FT att:	18	Keith Stone, Florida (1-13-18)
FT made:	13	Keith Stone, Florida (1-13-18)
Rebounds:	13	3x, MR: Jontay Porter, Missouri (2-6-18)
Assists:	11	Isaiah Briscoe, No. 8 Kentucky (12-29-16)
Blocks:	8	Clevon Brown, Vanderbilt (3-3-18)
Steals:	5	J.J. Frazier, Georgia (1-9-16)

TEAM (OLE MISS)

Points:	97	2x, MR: vs. Illinois State (12-16-17)
Few points:	47	vs. Georgia (1-11-17)
FG att:	73	2x, MR: vs. Illinois State (12-16-17)
FG made:	36	vs. South Dakota State (11-28-17)
FG pct:	61.5	vs. Chattanooga (12-16-18)
3-pt att:	33	2x, MR: vs. Montana (11-24-16)
3-pt made:	14	2x, MR: vs. Middle Tennessee (12-14-19)
3-pt pct:	63.6	14-22 vs. Middle Tennessee (12-14-19)
FT att:	46	vs. UMass (11-14-16)
FT made:	33	vs. UMass (11-14-16)
FT pct:	96.2	25-26 vs. Arkansas (1-11-20)
Rebounds:	50	2x, MR: Tennessee (1-17-17)
Assists:	25	2x, MR: ULM (12-1-18)
Blocks:	13	vs. Bradley (12-19-16)
Steals:	15	vs. Western Michigan (11-10-18)

TEAM (OPPONENT)

Points:	101	Illinois State (12-16-17)
Few points:	43	Arkansas State (11-8-19)
FG att:	74	2x, MR: South Dakota State (11-28-17)
FG made:	38	No. 24 Iowa State (1-26-19)
FG pct:	69.1	No. 24 Iowa State (1-26-19)
3-pt att:	41	South Dakota State (11-28-17)
3-pt made:	18	South Dakota State (11-28-17)
3-pt pct:	56.3	Middle Tennessee (11-30-16)
FT att:	36	2x, MR: No. 16 Auburn (1-28-20)
FT made:	26	2x, MR: No. 16 Auburn (1-28-20)
FT pct:	90.9	10-11, Florida (2-8-20)
Rebounds:	49	2x, MR: Illinois State (12-16-17)
Assists:	26	No. 24 Iowa State (1-26-19)
Blocks:	8	2x, MR: Vanderbilt (3-3-18)
Steals:	12	Mississippi State (3-3-16)

THE PAVILION AT OLE MISS FAQs

What is the official name of The Pavilion?

The official name is The Pavilion at Ole Miss.

Does The Pavilion have a nickname like the Tad Pad?

No, the name of the facility is The Pavilion at Ole Miss, or simply The Pavilion.

When did The Pavilion at Ole Miss open?

January 7, 2016

What was the total cost?

\$96.5 million

Where is media parking?

Media parking for games in The Pavilion will be located in the garage or at the Ole Miss Track Complex. Media members should request parking in advance.

Where is the media entrance?

The media will-call table is located in the southwest corner of The Pavilion. From outside, it is the lower entrance off Hill Drive that is closest to the parking garage. For those parking inside the garage, media will-call is located on Level 1 of the parking garage (P1 on elevators). The media entrance will open two hours prior to tip off.

Where is the media workroom?

In The Pavilion, the workroom is located in the southwest corner of the floor level through the visiting team tunnel.

Where is the media seating?

Media seating is located in the at the top of section 101 in the southwest corner of The Pavilion.

How do I obtain media credentials for games at the Pavilion?

Media credentials may be requested through the Athletics Communications Office for game credentials. Requests for credentials should be emailed to Adam Kuffner (kuffner@olemiss.edu) and will be limited to working members of the media.

Where are the scouting seats located?

Scouting seats are available in the media seating area at the top of section 101. Additional seating may be purchased by contacting Adam Kuffner in the Athletics Communications office.

What is the postgame interview policy?

Both team locker rooms are CLOSED to the media following the game. Ole Miss head coach Kermit Davis will address the media approximately 10 minutes after the game. Selected players will be brought into the media room following the head coaches. Visiting coach and player interviews will be coordinated through the visiting team's communications contact.

THE PAVILION QUICK FACTS

Arena Name	The Pavilion at Ole Miss
Ground Breaking	July 31, 2014
Opening Date	Jan. 7, 2016
Capacity	9,500
Record Crowd	9,500 (9 times)
All-Time Record	51-25 (.671)
Current Winning Streak	W3
Longest Winning Streak	W8

THE PAVILION FIRSTS

First Game	vs. Alabama (1/7/15)
First Win	vs. Alabama (1/7/15)
First Overtime Game	vs. USC (1/19/16)
First Point	Tomasz Gielo (3FG, 19:11/1H)
First FG	Tomasz Gielo (3FG, 19:11/1H)
First 3-Pointer	Tomasz Gielo (19:11/1H)
First Dunk	Jimmie Taylor, Alabama (11:0/1H)
First Dunk (OM)	Sebastian Saiz (17:09/2H)

GAME-BY-GAME STATS

OPPONENT	1H-2H-F	FG-FGA	PCT	3P-3PA	PCT	FT-FTA	PCT	OF-DF-TotRb	A	TO	BLK	STL
Arkansas State	19-24-43	15-46	32.6	6-19	31.6	7-12	58.3	6-22-28	12	23	2	11
OLE MISS	39-32-71	25-56	44.6	8-26	30.8	13-20	65.0	11-29-40	16	15	3	14
Norfolk State	35-20-55	17-52	32.7	5-21	23.8	16-21	76.2	9-24-33	8	17	3	8
OLE MISS	40-28-68	26-51	51.0	5-15	33.3	11-17	64.7	5-30-35	14	13	3	12
Western Michigan	32-26-58	20-59	33.9	5-32	15.6	13-17	76.5	12-21-33	9	19	3	5
OLE MISS	40-45-85	32-61	52.5	5-15	33.3	16-20	80.0	10-28-38	16	14	5	10
Seattle	17-35-52	16-56	28.6	4-17	23.5	16-18	88.9	12-19-31	7	12	3	6
OLE MISS	30-35-65	21-49	42.9	4-17	23.5	19-22	86.4	11-28-39	15	16	1	7
OLE MISS	38-48-86	26-66	39.4	12-27	44.4	22-30	73.3	16-22-38	19	16	3	8
Memphis	45-42-87	30-58	51.7	3-11	27.3	24-36	66.7	10-28-38	15	16	9	11
OLE MISS	27-47-74	26-62	41.9	7-16	43.8	15-19	78.9	11-27-38	14	15	3	8
Penn State	43-29-72	26-58	44.8	5-19	26.3	15-18	83.3	6-27-33	16	16	12	10
OLE MISS	15-22-37	15-58	25.9	1-20	5.0	6-11	54.5	9-28-37	9	20	1	7
Oklahoma State	34-44-78	28-62	45.2	8-27	29.6	14-15	93.3	7-35-42	11	13	5	11
Butler	31-36-67	24-47	51.1	8-17	47.1	11-15	73.3	3-29-32	14	13	0	5
OLE MISS	22-36-58	22-55	40.0	7-22	31.8	7-15	46.7	9-23-32	16	12	1	7
CSU Bakersfield	37-30-67	23-47	48.9	3-12	25.0	18-30	60.0	12-20-32	16	10	1	3
OLE MISS	40-43-83	26-45	57.8	7-18	38.9	24-36	66.7	6-17-23	18	6	2	4
Middle Tennessee	31-33-64	26-59	44.1	3-18	16.7	9-18	50.0	9-23-32	14	12	1	6
OLE MISS	48-34-82	28-53	52.8	14-22	63.6	12-16	75.0	5-30-35	23	14	4	8
Southeastern Louisiana	41-35-76	32-55	58.2	10-15	66.7	2-5	40.0	5-19-24	24	16	0	2
OLE MISS	42-41-83	30-58	51.7	7-24	29.2	16-25	64.0	15-21-36	19	13	4	4
Tennessee Tech	32-31-63	24-60	40.0	7-18	38.9	8-10	80.0	6-24-30	13	10	2	5
OLE MISS	31-49-80	30-55	54.5	7-23	30.4	13-21	61.9	6-31-37	22	11	4	5
OLE MISS	24-30-54	16-52	30.8	4-18	22.2	18-23	78.3	9-21-30	5	15	4	4
Wichita State	39-35-74	23-48	47.9	6-21	28.6	22-33	66.7	10-28-38	9	12	2	8
OLE MISS	29-18-47	18-60	30.0	7-27	25.9	4-7	57.1	12-24-36	12	10	0	6
Texas A&M	19-38-57	19-48	39.6	3-17	17.6	16-19	84.2	8-33-41	8	12	7	3
Arkansas	27-49-76	23-56	41.1	8-20	40.0	22-27	81.5	5-23-28	13	10	4	7
OLE MISS	33-39-72	22-54	40.7	3-13	23.1	25-26	96.2	10-30-40	6	16	4	5
OLE MISS	28-27-55	18-45	40.0	3-16	18.8	16-20	80.0	9-17-26	3	18	2	7
Florida	40-31-71	27-50	54.0	3-13	23.1	14-23	60.9	10-21-31	12	12	5	9
LSU	36-44-80	24-57	42.1	8-21	38.1	24-27	88.9	12-35-47	10	16	5	3
OLE MISS	36-40-76	29-65	44.6	9-23	39.1	9-19	47.4	8-23-31	19	10	1	10
OLE MISS	23-25-48	19-63	30.2	5-25	20.0	5-11	45.5	14-24-38	6	10	2	6
Tennessee	42-31-73	24-49	49.0	5-17	29.4	20-24	83.3	4-29-33	18	8	5	6

GAME-BY-GAME STATS

OPPONENT	1H-2H-F	FG-FGA	PCT	3P-3PA	PCT	FT-FTA	PCT	OF-DF-TotRb	A	TO	BLK	STL
OLE MISS	35-35-70	26-50	52.0	5-9	55.6	13-17	76.5	5-23-28	8	13	4	7
Georgia	29-31-60	17-55	30.9	7-23	30.4	19-25	76.0	18-20-38	8	16	4	6
Auburn	20-46-11-6-83	24-63	38.1	9-30	30.0	26-36	72.2	16-29-45	11	19	1	11
OLE MISS	37-29-11-5-82	26-58	44.8	6-20	30.0	24-32	75.0	7-26-33	14	15	3	9
OLE MISS	20-43-63	21-59	35.6	6-22	27.3	15-19	78.9	7-23-30	10	10	2	4
LSU	40-33-73	23-48	47.9	4-10	40.0	23-34	67.6	9-33-42	8	13	6	6
South Carolina	32-38-70	23-56	41.1	6-20	30.0	18-23	78.3	8-21-29	16	14	3	5
OLE MISS	43-41-84	27-57	47.4	6-12	50.0	24-32	75.0	13-26-39	15	14	3	8
Florida	27-24-51	18-54	33.3	5-23	21.7	10-11	90.9	8-25-33	9	15	4	5
OLE MISS	33-35-68	26-55	47.3	7-16	43.8	9-10	90.0	4-28-32	16	10	2	8
Mississippi St.	34-24-58	18-49	36.7	2-16	12.5	20-27	74.1	11-25-36	15	17	2	3
OLE MISS	33-50-83	28-58	48.3	8-20	40.0	19-24	79.2	8-26-34	11	7	3	7

REBEL CAREER HIGHS

#0

BLAKE HINSON**POINTS**

26 at Mississippi St. (1/12/19)

REBOUNDS

11 at Florida (1/14/20)

FIELD GOALS

8 at Mississippi St. (1/12/19)

FREE THROWS

9 vs. CSU Bakersfield (12/7/19)

THREE-POINTERS

5 at Mississippi St. (1/12/19)

ASSISTS

4, 3x, MR: vs. LSU (1/18/20)

STEALS

3 vs. Auburn (1/9/19)

BLOCKS

2 at Georgia (1/25/20)

#1

AUSTIN CROWLEY**POINTS**

11 vs. Middle Tennessee (12/14/19)

REBOUNDS

3, 4x, MR: at Tennessee (1/21/20)

FIELD GOALS

4 vs. Middle Tennessee (12/14/19)

FREE THROWS

2, 4x, MR: vs. South Carolina (2/5/20)

THREE-POINTERS

2, 3x, MR: vs. Middle Tennessee (12/14/19)

ASSISTS

6, 2x, MR: vs. LSU (1/18/20)

STEALS

2, 2x, MR: vs. LSU (1/18/20)

BLOCKS

1 vs. Middle Tennessee (12/14/19)

#2

DEVONTAE SHULER**POINTS**

28 vs. LSU (2/1/20)

REBOUNDS

11 vs. Arkansas (1/11/20)

FIELD GOALS

9 vs. Cincinnati (1/24/18)

FREE THROWS

13 vs. Auburn (1/28/20)

THREE-POINTERS

5 vs. LSU (2/1/20)

ASSISTS

9 vs. Middle Tennessee (12/14/19)

STEALS

5 vs. Missouri (2/16/19)

BLOCKS

3 vs. Western Michigan (11/15/19)

#3

KHADIM SY**POINTS**

20 vs. Southeastern Louisiana (12/21/19)

REBOUNDS

8, 4x, MR: vs. Mississippi St. (2/11/20)

FIELD GOALS

7, 2x, MR: vs. Mississippi St. (2/11/20)

FREE THROWS

6 vs. Arkansas (1/11/20)

THREE-POINTERS

1, 6x, MR: vs. LSU (2/1/20)

ASSISTS

3 vs. Butler (12/3/19)

STEALS

2 at Memphis (11/23/19)

BLOCKS

3 at Wichita State (1/4/20)

#4

BREEIN TYREE**POINTS**

40 vs. Mississippi St. (2/11/20)

REBOUNDS

8, 2x, MR: vs. Butler (12/3/19)

FIELD GOALS

13 vs. Mississippi St. (2/11/20)

FREE THROWS

13 vs. Baylor (11/23/18)

THREE-POINTERS

8 vs. Middle Tennessee (12/14/19)

ASSISTS

7 at Kentucky (2/28/18)

STEALS

4 vs. FGCU (12/29/18)

BLOCKS

2, 2x, MR: at South Carolina (2/19/19)

#5

KJ BUFFEN**POINTS**

23 vs. Norfolk State (11/12/19)

REBOUNDS

10 vs. Arkansas (11/11/20)

FIELD GOALS

9 vs. Norfolk State (11/12/19)

FREE THROWS

10 at Florida (1/14/20)

THREE-POINTERS

1, 8x, MR: vs. Tennessee Tech (12/29/19)

ASSISTS

6 vs. Penn State (11/27/19)

STEALS

4 vs. Penn State (11/27/19)

BLOCKS

3 vs. Tennessee Tech (12/29/19)

#10

CARLOS CURRY**POINTS**

4, 3x, MR: at Florida (1/14/20)

REBOUNDS

3 vs. Arkansas State (11/8/19)

FIELD GOALS

2, 3x, MR: at Florida (1/14/20)

FREE THROWS

THREE-POINTERS

ASSISTS

1, 2x, MR: at Florida (1/14/20)

STEALS

2 vs. Western Michigan (11/15/19)

BLOCKS

1, 2x, MR: at Florida (1/14/20)

#11

FRANCO MILLER JR.**POINTS**

4 vs. Arkansas State (11/8/19)

REBOUNDS

6 at Texas A&M (1/7/20)

FIELD GOALS

1, 2x, MR: at Wichita St. (1/4/20)

FREE THROWS

1 vs. Arkansas State (11/8/19)

THREE-POINTERS

1 vs. Arkansas State (11/8/19)

ASSISTS

2, 2x, MR: at Texas A&M (1/7/20)

STEALS

1 vs. Arkansas State (11/8/19)

BLOCKS

#12

SHON ROBINSON**POINTS**

REBOUNDS

FIELD GOALS

FREE THROWS

THREE-POINTERS

ASSISTS

STEALS

BLOCKS

#13

BRYCE WILLIAMS**POINTS**

15 vs. Penn State (11/27/19)

REBOUNDS

4 vs. Auburn (1/28/20)

FIELD GOALS

3, 2x, MR: at Georgia (1/25/20)

FREE THROWS

6 vs. Penn State (11/27/19)

THREE-POINTERS

3 vs. Penn State (11/27/19)

ASSISTS

2, 5x, MR: vs. LSU (2/1/20)

STEALS

1, 10x, MR: vs. South Carolina (2/5/20)

BLOCKS

1, 2x, MR: vs. Oklahoma St. (11/29/19)

#14

ANTAVION COLLUM**POINTS**

7 vs. Oklahoma State (11/29/19)

REBOUNDS

5 vs. South Carolina (2/5/20)

FIELD GOALS

2 vs. Oklahoma State (11/29/19)

FREE THROWS

3 vs. Oklahoma State (11/29/19)

THREE-POINTERS

1, 2x, MR: at Wichita St. (1/4/20)

ASSISTS

3 vs. South Carolina (2/5/20)

STEALS

2 vs. Western Michigan (11/15/19)

BLOCKS

#15

LUIS RODRIGUEZ**POINTS**

10 vs. Western Michigan (11/15/19)

REBOUNDS

6, 2x, MR: vs. Western Michigan (11/15/19)

FIELD GOALS

3 vs. Western Michigan (11/15/19)

FREE THROWS

5 vs. Seattle (11/19/19)

THREE-POINTERS

ASSISTS

4 vs. Seattle (11/19/19)

STEALS

3 vs. Arkansas State (11/8/19)

BLOCKS

2 vs. Middle Tennessee (12/21/18)

#23

SAMMY HUNTER**POINTS**

8 vs. Western Michigan (11/15/19)

REBOUNDS

4, 2x, MR: vs. Seattle (11/19/19)

FIELD GOALS

4 vs. Western Michigan (11/15/19)

FREE THROWS

4 vs. Seattle (11/19/19)

THREE-POINTERS

1 vs. Butler (12/3/19)

ASSISTS

2, 4x, MR: vs. Tennessee Tech (12/29/19)

STEALS

2, 2x, MR: vs. Western Michigan (11/15/19)

BLOCKS

#33

JOHN MCBRIDE**POINTS**

3 vs. Tennessee Tech (12/29/19)

REBOUNDS

2 vs. Western Michigan (11/15/19)

FIELD GOALS

1 vs. Tennessee Tech (12/29/19)

FREE THROWS

THREE-POINTERS

1 vs. Tennessee Tech (12/29/19)

ASSISTS

STEALS

BLOCKS

1 at Tennessee (1/21/20)

#34

CONNER MCKAY**POINTS**

REBOUNDS

FIELD GOALS

FREE THROWS

THREE-POINTERS

ASSISTS

STEALS

BLOCKS

SEASON HIGHS

#0

BLAKE HINSON**POINTS**

23 vs. CSU Bakersfield (12/7/19)

REBOUNDS

11 at Florida (1/14/20)

FIELD GOALS

6, 3x, MR: vs. Auburn (1/28/20)

FREE THROWS

9 vs. CSU Bakersfield (12/7/19)

THREE-POINTERS

4 at Memphis (11/23/19)

ASSISTS

4 vs. LSU (1/18/20)

STEALS

2, 3x, MR: at Tennessee (1/21/20)

BLOCKS

2 at Georgia (1/25/20)

#1

AUSTIN CROWLEY**POINTS**

11 vs. Middle Tennessee (12/14/19)

REBOUNDS

3, 4x, MR: at Tennessee (1/21/20)

FIELD GOALS

4 vs. Middle Tennessee (12/14/19)

FREE THROWS

2, 4x, MR: vs. South Carolina (2/5/20)

THREE-POINTERS

2, 3x, MR: vs. Middle Tennessee (12/14/19)

ASSISTS

6, 2x, MR: vs. LSU (1/18/20)

STEALS

2, 2x, MR: vs. LSU (1/18/20)

BLOCKS

1 vs. Middle Tennessee (12/14/19)

#2

DEVONTAE SHULER**POINTS**

28 vs. LSU (2/1/20)

REBOUNDS

11 vs. Arkansas (1/11/20)

FIELD GOALS

8, 2x, MR: vs. LSU (2/1/20)

FREE THROWS

13 vs. Auburn (1/28/20)

THREE-POINTERS

5 vs. LSU (2/1/20)

ASSISTS

9 vs. Middle Tennessee (12/14/19)

STEALS

4 vs. Norfolk State (11/12/19)

BLOCKS

3 vs. Western Michigan (11/15/19)

#3

KHADIM SY**POINTS**

20 vs. Southeastern Louisiana (12/21/19)

REBOUNDS

8, 4x, MR: vs. MSU (2/11/20)

FIELD GOALS

7, 2x, MR: vs. MSU (2/11/20)

FREE THROWS

6 vs. Arkansas (1/11/20)

THREE-POINTERS

1, 6x, MR: vs. LSU (2/1/20)

ASSISTS

3 vs. Butler (12/3/19)

STEALS

2 at Memphis (11/23/19)

BLOCKS

3 at Wichita State (1/4/20)

#4

BREEIN TYREE**POINTS**

40 vs. MSU (2/11/20)

REBOUNDS

8 vs. Butler (12/3/19)

FIELD GOALS

13 vs. MSU (2/11/20)

FREE THROWS

11, 2x, MR: vs. South Carolina (2/5/20)

THREE-POINTERS

8 vs. Middle Tennessee (12/14/19)

ASSISTS

6 vs. CSU Bakersfield (12/7/19)

STEALS

3, 3x, MR: at Georgia (1/25/20)

BLOCKS

1, 2x, MR: vs. MSU (2/11/20)

#5

KJ BUFFEN**POINTS**

23 vs. Norfolk State (11/12/19)

REBOUNDS

10 vs. Arkansas (1/11/20)

FIELD GOALS

9 vs. Norfolk State (11/12/19)

FREE THROWS

10 at Florida (1/14/20)

THREE-POINTERS

1, 4x, MR: vs. Tennessee Tech (12/29/19)

ASSISTS

6 vs. Penn State (11/27/19)

STEALS

4 vs. Penn State (11/27/19)

BLOCKS

3 vs. Tennessee Tech (12/29/19)

#10

CARLOS CURRY**POINTS**

4, 3x, MR: at Florida (1/14/20)

REBOUNDS

3 vs. Arkansas State (11/8/19)

FIELD GOALS

2, 3x, MR: at Florida (1/14/20)

FREE THROWS

THREE-POINTERS

ASSISTS

1, 2x, MR: at Florida (1/14/20)

STEALS

2 vs. Western Michigan (11/15/19)

BLOCKS

1, 2x, MR: at Florida (1/14/20)

#11

FRANCO MILLER JR.**POINTS**

4 vs. Arkansas State (11/8/19)

REBOUNDS

6 at Texas A&M (1/7/20)

FIELD GOALS

1, 2x, MR: at Wichita St. (1/4/20)

FREE THROWS

1 vs. Arkansas State (11/8/19)

THREE-POINTERS

1 vs. Arkansas State (11/8/19)

ASSISTS

2, 2x, MR: at Texas A&M (1/7/20)

STEALS

1 vs. Arkansas State (11/8/19)

BLOCKS

#12

SHON ROBINSON**POINTS**

REBOUNDS

FIELD GOALS

FREE THROWS

THREE-POINTERS

ASSISTS

STEALS

BLOCKS

#13

BRYCE WILLIAMS**POINTS**

15 vs. Penn State (11/27/19)

REBOUNDS

4 vs. Auburn (1/28/20)

FIELD GOALS

3, 2x, MR: at Georgia (1/25/20)

FREE THROWS

6 vs. Penn State (11/27/19)

THREE-POINTERS

3 vs. Penn State (11/27/19)

ASSISTS

2, 5x, MR: vs. LSU (2/1/20)

STEALS

1, 10x, MR: vs. South Carolina (2/5/20)

BLOCKS

1, 2x, MR: vs. Oklahoma St. (11/29/19)

#14

ANTAVION COLLUM**POINTS**

7 vs. Oklahoma State (11/29/19)

REBOUNDS

5 vs. South Carolina (2/5/20)

FIELD GOALS

2 vs. Oklahoma State (11/29/19)

FREE THROWS

3 vs. Oklahoma State (11/29/19)

THREE-POINTERS

1, 2x, MR: at Wichita St. (1/4/20)

ASSISTS

3 vs. South Carolina (2/5/20)

STEALS

2 vs. Western Michigan (11/15/19)

BLOCKS

#15

LUIS RODRIGUEZ**POINTS**

10 vs. Western Michigan (11/15/19)

REBOUNDS

6, 2x, MR: vs. Western Michigan (11/15/19)

FIELD GOALS

3 vs. Western Michigan (11/15/19)

FREE THROWS

5 vs. Seattle (11/19/19)

THREE-POINTERS

--

ASSISTS

4 vs. Seattle (11/19/19)

STEALS

3 vs. Arkansas State (11/8/19)

BLOCKS

1, 2x, MR: vs. Norfolk St. (11/12/19)

#23

SAMMY HUNTER**POINTS**

8 vs. Western Michigan (11/15/19)

REBOUNDS

4, 2x, MR: vs. Seattle (11/19/19)

FIELD GOALS

4 vs. Western Michigan (11/15/19)

FREE THROWS

4 vs. Seattle (11/19/19)

THREE-POINTERS

1 vs. Butler (12/3/19)

ASSISTS

2, 4x, MR: vs. Tennessee Tech (12/29/19)

STEALS

2, 2x, MR: vs. Western Michigan (11/15/19)

BLOCKS

#33

JOHN MCBRIDE**POINTS**

3 vs. Tennessee Tech (12/29/19)

REBOUNDS

2 vs. Western Michigan (11/15/19)

FIELD GOALS

1 vs. Tennessee Tech (12/29/19)

FREE THROWS

THREE-POINTERS

1 vs. Tennessee Tech (12/29/19)

ASSISTS

STEALS

BLOCKS

1 at Tennessee (1/21/20)

#34

CONNER MCKAY**POINTS**

REBOUNDS

FIELD GOALS

FREE THROWS

THREE-POINTERS

ASSISTS

STEALS

BLOCKS

THE LAST TIME ...

AN OLE MISS TEAM...

Scored 100+ points at home	105 vs. Oregon (Dec. 8, 2013)
Scored 100+ points on the road	104 at Mississippi State (40t) (Jan. 24, 1990)
Scored 100+ points and lost	105 vs. Oregon (Dec. 8, 2013)
Scored 110+ points	111 vs. Mississippi Valley State (Nov. 22, 2013)
Scored 50 points or less	48 at Tennessee (Jan. 21, 2020)
Scored 40 points or less	37 vs. Oklahoma State (Nov. 29, 2019)
Scored 50 or less and won	50-48 vs. SMU (Jan. 3, 2012)
Held opponent to 50 or less	43 vs. Arkansas State (Nov. 8, 2019)
Won an overtime game	90-87 at Missouri (Feb. 20, 2018)
Lost an overtime game	83-82 vs. #16 Auburn (Jan. 28, 2020)
Won a double overtime game	90-87 vs. Texas Tech (Mar. 23, 2010)
Lost a double overtime game	83-82 vs. #16 Auburn (Jan. 28, 2020)
Played a triple overtime game	Never Happened
Played a four-overtime game	104-102 at Mississippi State (Jan. 24, 1990)
Made 10+ three-point field goals	14 vs. Middle Tennessee (Dec. 14, 2019)
Made 12+ three-point field goals	14 vs. Middle Tennessee (Dec. 14, 2019)
Made 15+ three-point field goals	15 at Syracuse (March 18, 2017)
Allowed 10+ three-point field goals	10 vs. Southeastern Louisiana (Dec. 21, 2019)
Had 15+ rebound margin	16 vs. Southeastern Louisiana (Dec. 12, 2018)
Had 20+ rebound margin	22 vs. Arkansas (Jan. 11, 2012)
Had 25+ rebound margin	25 vs. Florida A&M (Dec. 22, 2008)
Had 50+ rebounds	50 vs. Tennessee (Jan. 17, 2017)
Had 60+ rebounds	64 vs. Troy (Nov. 27, 2007)
Had two players with 10+ rebounds	vs. Arkansas (Jan. 11, 2020)
Had three players with 10+ rebounds	Devontae Shuler (11), KJ Buffen (10) vs. Georgia (Jan. 9, 2016)
Had two players with 20+ points	Sebastian Saiz (10), Martavious Newby (10), and Rasheed Brooks (10) vs. Tennessee Tech (Dec. 29, 2019)
Had two players with a double-double	KJ Buffen (20), Devontae Shuler (20) vs. Arkansas (Jan. 11, 2020)
Attempted 30+ free throws	Devontae Shuler (10 points, 11 rebounds), KJ Buffen (12 points, 10 rebounds) vs. South Carolina (Feb. 5, 2020)
Attempted 40+ free throws	32 vs. Missouri (March 9, 2017)
Attempted 50+ free throws	55 vs. Missouri (March 9, 2017)
Made 25+ free throws	55 vs. Missouri (March 9, 2017)
Made 30+ free throws	31 vs. Missouri (March 9, 2017)
Made 35+ free throws	40 vs. Georgia Southern (Nov. 17, 2015)
Made 40+ free throws	40 vs. Georgia Southern (Nov. 17, 2015)
Shot 90% or better from FT line	90.0% (9-10) vs. Florida (Feb. 8, 2020)
Had 20+ assists	22 vs. Tennessee Tech (Dec. 29, 2019)
Had 25+ assists	25 vs. ULM (Dec. 1, 2018)
Had 30+ assists	32 vs. Centenary (Dec. 19, 2009)
Had 20+ turnovers	20 vs. Oklahoma State (Nov. 29, 2019)
Had 25+ turnovers	26 vs. Southern Utah (Nov. 18, 2005)
Forced 20+ turnovers	23 vs. Arkansas State (Nov. 8, 2019)
Forced 25+ turnovers	25 vs. Missouri (Feb. 16, 2019)
Forced 30+ turnovers	31 vs. Louisiana-Monroe (Nov. 24, 2007)
Had 10+ steals	10 vs. LSU (Jan. 18, 2020)
Had 15+ steals	15 vs. Western Michigan (Nov. 10, 2018)
Had 20+ steals	20 vs. Lipscomb (Nov. 23, 2012)
Blocked 5+ shots	5 vs. Western Michigan (Nov. 15, 2019)
Blocked 10+ shots	10 vs. Texas A&M-Corpus Christi (Dec. 19, 2017)
Blocked 12+ shots	13 vs. Bradley (Dec. 19, 2016)
Beat a ranked team	81-77 at #14 Mississippi St. (Jan. 12, 2019)
Beat a ranked team on the road	81-77 at #14 Mississippi St. (Jan. 12, 2019)
Beat a ranked team on a neutral floor	75-68 vs. #23 Creighton (Nov. 28, 2014)
Keep every opposing player out of double figures	vs. Mississippi St. (Jan. 6, 2018)
Had all five starters score in double figures	vs. CSU Bakersfield (Dec. 7, 2019)
Had five players score in double figures	vs. Middle Tennessee (Dec. 14, 2019)
Had six players score in double figures	at Auburn (Jan. 7, 2017)
Had no players score in double figures	vs. Oklahoma State (Nov. 29, 2019)
Overcame a 5-point+ halftime deficit to win	16 vs. Penn State (Nov. 27, 2019)
Overcame a 5-point+ halftime deficit on the road to win	8 at Missouri (March 9, 2019)
Overcame a 10-point+ halftime deficit to win	16 vs. Penn State (Nov. 27, 2019)
Overcame a 20-point+ halftime deficit to win	20 vs. Auburn (Feb. 11, 2017)
Overcame a 10-point+ second half deficit to win	21 vs. Penn State (Nov. 27, 2019)
Overcame a 15-point+ second half deficit to win	21 vs. Penn State (Nov. 27, 2019)
Overcame a 20-point+ second half deficit to win	21 vs. Penn State (Nov. 27, 2019)
Went on a 20-0 run	28 vs. Chattanooga (Dec. 16, 2018)
Went on a 25-0 run	28 vs. Chattanooga (Dec. 16, 2018)


AN OLE MISS PLAYER...

Scored 20+ points	40, Breein Tyree vs. Mississippi St. (Feb. 11, 2020)
Scored 30+ points	40, Breein Tyree vs. Mississippi St. (Feb. 11, 2020)
Scored 35+ points	40, Breein Tyree vs. Mississippi St. (Feb. 11, 2020)
Scored 40+ points	40, Breein Tyree vs. Mississippi St. (Feb. 11, 2020)
Scored 50+ points	53, Gerald Glass vs. LSU (Mar. 4, 1989)
Scored 20+ points in 5 straight games	Breein Tyree (Jan. 26-Feb. 14, 2019)
Scored 20+ points in 10 straight games	Stefan Moody (Nov. 25, 2015-Jan. 28, 2016)
Scored 20+ points in 14 straight games	Stefan Moody (Nov. 25, 2015-Jan. 28, 2016)
Scored 20+ points in 18 straight games	Joe Gibbon (Dec. 10, 1956-Feb. 28, 1957)
Scored 20+ points in 22 straight games	Johnny Neumann (Dec. 1, 1920-Feb. 22, 1971)
Made 5+ 3-pointers	5, Devontae Shuler vs. #22 LSU (Feb. 1, 2020)
Made 7+ 3-pointers	8, Breein Tyree vs. Middle Tennessee (Dec. 14, 2019)
Made 8+ 3-pointers	8, Breein Tyree vs. Middle Tennessee (Dec. 14, 2019)
Made 9+ 3-pointers	9, Deandre Burnett vs. Oral Roberts (Nov. 18, 2016)
Made 10+ 3-pointers	10, Marshall Henderson vs. Oregon (Dec. 8, 2013)
Attempted 10+ 3-pointers	10, Breein Tyree vs. Mississippi St. (Feb. 11, 2020)
Attempted 15+ 3-pointers	17, Stefan Moody vs. Alabama (March 10, 2016)
Had a double-double	Blake Hinson (16 points, 11 rebounds) at Florida (Jan. 14, 2020)
Had a double-double in 2 straight games	Sebastian Saiz (3/4/17-3/9/17)
Had a double-double in 3 straight games	Sebastian Saiz (1/28/17-2/4/17)
Had a double-double in 4 straight games	Sebastian Saiz (1/28/17-2/8/17)
Had a double-double in 5 straight games	Sebastian Saiz (12/15/16-1/3/17)
Had a double-double in 6 straight games	Sebastian Saiz (12/15/16-1/7/17)
Had a double-double in 7 straight games	Rahim Lockhart (11/19/99-12/4/99)
Had 5+ double-doubles in a season	5, Terence Davis, - 2016-17 season
Had 10+ double-doubles in a season	23, Sebastian Saiz - 2016-17 season
Had 18+ double-doubles in a season	23, Sebastian Saiz - 2016-17 season
Had 20+ double-doubles in a season	23, Sebastian Saiz - 2016-17 season
Had 20+ points and 15+ rebounds	Sebastian Saiz, 21 pts/15 rebs vs. South Carolina (March 4, 2017)
Had 20+ points and 20+ rebounds	Walter Actwood, 22 pts/22 rebs vs. ISU-Evansville (Dec. 1, 1975)
Had 15+ rebounds	15, Sebastian Saiz vs. Georgia Tech (March 21, 2017)
Had 20+ rebounds	20, Murphy Holloway vs. Auburn (Feb. 24, 2010)
Had 10+ offensive rebounds	10, Dwayne Curtis vs. Auburn (Feb. 25, 2006)
Had 20+ defensive rebounds	10, Blake Hinson at Florida (Jan. 14, 2020)
Had 10+ assists	10, Jarvis Summers vs. BYU (March 17, 2015)
Had 15+ assists	15, Sean Tuohy vs. Auburn (Jan. 26, 1980)
Had 9+ assists and 0 turnovers	9, Cullen Neal vs. South Alabama (Dec. 22, 2016)
Had 8+ assists and 0 turnovers	8, Deandre Burnett at Texas A&M (Jan. 16, 2018)
Had 5+ blocks	6, Sebastian Saiz vs. Bradley (Dec. 19, 2016)
Had 8+ blocks	8, Reginald Buckner at Arkansas (Feb. 5, 2011)
Had 5+ steals	5, Devontae Shuler vs. Missouri (Feb. 16, 2019)
Had 7+ steals	7, Terence Davis vs. Texas A&M (Feb. 6, 2019)
Had 8+ steals	8, Gerald Glass vs. Christian Bros. (Nov. 25, 1988)
Made 10+ free throws	10, Breein Tyree vs. Mississippi St. (Feb. 11, 2020)
Made 15+ free throws	15, Stefan Moody vs. Mississippi State (March 3, 2016)
Attempted 10+ free throws	11, Breein Tyree vs. Mississippi St. (Feb. 11, 2020)
Attempted 15+ free throws	18, Devontae Shuler vs. #16 Auburn (Jan. 28, 2020)
Attempted 20+ free throws	20, Ansu Sesay vs. Arkansas (Feb. 18, 1995)
Shot 100% from the floor (min. 5)	KJ Buffen, 5-5 vs. LSU (Jan. 15, 2019)
Shot 90% from the floor (min. 10)	Marcanvis Hymon, 10-11, vs. Towson (Nov. 20, 2015)
Played 40+ minutes	40, Breein Tyree vs. South Carolina (Feb. 5, 2020)
Played 45+ minutes	49, Blake Hinson vs. #16 Auburn (Jan. 28, 2020)
	48, Devontae Shuler vs. #16 Auburn (Jan. 28, 2020)
Fouled out	Blake Hinson vs. Mississippi St. (Feb. 11, 2020)


RADIO/TV ROSTER




BLAKE HINSON
6-7 • 230 • G/F • So.
Deltona, Fla.



AUSTIN CROWLEY
6-5 • 188 • G • Fr.
West Point, Miss.




DEVONTAE SHULER
6-2 • 192 • G • Jr.
Irmo, S.C.



KHADIM SY
6-10 • 244 • F • Jr.
Dakar, Senegal




BREEIN TYREE
6-2 • 195 • G • Sr.
Somerset, N.J.




KJ BUFFEN
6-7 • 225 • F • So.
Gainesville, Ga.



CARLOS CURRY
6-11 • 235 • F • R-Fr.
Albany, Ga.




FRANCO MILLER JR.
6-3 • 202 • G • R-Fr.
Freeport, Bahamas




SHON ROBINSON
6-11 • 210 • F • Fr.
Chicago, Ill.




BRYCE WILLIAMS
6-2 • 178 • G • Jr.
Tampa, Fla.




ANTAVION COLLUM
6-7 • 228 • F • Fr.
Memphis, Tenn.



LUIS RODRIGUEZ
6-6 • 211 • G/F • So.
Los Angeles, Calif.




SAMMY HUNTER
6-9 • 230 • F • Fr.
Nassau, Bahamas



JARKEL JOINER
6-1 • 177 • G • Jr.
Oxford, Miss.



JOHN MCBRIDE
6-7 • 221 • G • R-Fr.
Memphis, Tenn.



CONNER MCKAY
5-11 • 188 • G • Jr.
Baldwyn, Miss.



KERMIT DAVIS
Head Coach
Second year at Ole Miss



WIN CASE
Assistant Coach
Second year at Ole Miss



RONNIE HAMILTON
Assistant Coach
Second year at Ole Miss



LEVI WATKINS
Assistant Coach
Second year at Ole Miss

BOX SCORES

GAME 1: OLE MISS 71, ARKANSAS STATE 43



Official Basketball Box Score -- Game Totals -- Final Statistics
Arkansas State vs Ole Miss
11-8-19 6 p.m. at Oxford, Miss. (The Pavilion at Ole Miss)



Arkansas State 43 • 1-1

Table with columns for Player, FG-FGA, 3-Ptr, FT-FTA, Rebounds, PF, TP, A, TO, Blk, Stl, Min. Includes team totals and half-by-half stats.

Ole Miss 71 • 1-0

Table with columns for Player, FG-FGA, 3-Ptr, FT-FTA, Rebounds, PF, TP, A, TO, Blk, Stl, Min. Includes team totals and half-by-half stats.

Officials: Pat Adams, Vladimir Voyard-Tadal, Nathan Bemis
Technical fouls: Arkansas State-Matthews, J.J.; Willis, Christian. Ole Miss-Butten, K.J.
Attendance: 8009

Score by periods table with columns for 1st, 2nd, Total. Shows scores for Arkansas State and Ole Miss.

Last FG - ASU 2nd-01:26, OM 2nd-00:27.
Largest lead - ASU by 3 1st-19:20, OM by 29 2nd-13:54.
ASU led for 01:34, OM led for 37:22. Game was tied for 01:04.

GAME 3: OLE MISS 85, WESTERN MICHIGAN 58



Official Basketball Box Score -- Game Totals -- Final Statistics
Western Michigan vs Ole Miss
11-15-19 6 pm at Oxford, Miss. (The Pavilion at Ole Miss)



Western Michigan 58 • 3-1

Table with columns for Player, FG-FGA, 3-Ptr, FT-FTA, Rebounds, PF, TP, A, TO, Blk, Stl, Min. Includes team totals and half-by-half stats.

Ole Miss 85 • 3-0

Table with columns for Player, FG-FGA, 3-Ptr, FT-FTA, Rebounds, PF, TP, A, TO, Blk, Stl, Min. Includes team totals and half-by-half stats.

Officials: Anthony Jordan, Brian Shey, Josue Nieves
Technical fouls: Western Michigan-None, Ole Miss-None.
Attendance: 7310

Score by periods table with columns for 1st, 2nd, Total. Shows scores for Western Michigan and Ole Miss.

Last FG - WMU 2nd-00:50, OM 2nd-02:14.
Largest lead - WMU by 8 1st-10:27, OM by 32 2nd-02:14.
WMU led for 10:21, OM led for 28:24. Game was tied for 01:15.

GAME 2: OLE MISS 68, NORFOLK STATE 55



Official Basketball Box Score -- Game Totals -- Final Statistics
Norfolk State vs Ole Miss
11-12-19 6:30 p.m. at The Pavilion at Ole Miss (Oxford, Miss.)



Norfolk State 55 • 2-1

Table with columns for Player, FG-FGA, 3-Ptr, FT-FTA, Rebounds, PF, TP, A, TO, Blk, Stl, Min. Includes team totals and half-by-half stats.

Ole Miss 68 • 2-0

Table with columns for Player, FG-FGA, 3-Ptr, FT-FTA, Rebounds, PF, TP, A, TO, Blk, Stl, Min. Includes team totals and half-by-half stats.

Officials: Mike Nanco, Olandis Poole, Stephen Ortus Jr.
Technical fouls: Norfolk State-None, Ole Miss-TEAM.
Attendance: 6412

Score by periods table with columns for 1st, 2nd, Total. Shows scores for Norfolk State and Ole Miss.

Last FG - NSUM 2nd-01:48, OM 2nd-03:02.
Largest lead - NSUM by 8 1st-10:52, OM by 15 2nd-03:02.
NSUM led for 11:05, OM led for 27:58. Game was tied for 00:57.

GAME 4: OLE MISS 65, SEATTLE SEU 52



Official Basketball Box Score -- Game Totals -- Final Statistics
Seattle vs Ole Miss
11-19-19 6:30 pm at Oxford, Miss. (The Pavilion at Ole Miss)



Seattle 52 • 4-0

Table with columns for Player, FG-FGA, 3-Ptr, FT-FTA, Rebounds, PF, TP, A, TO, Blk, Stl, Min. Includes team totals and half-by-half stats.

Ole Miss 65 • 4-0

Table with columns for Player, FG-FGA, 3-Ptr, FT-FTA, Rebounds, PF, TP, A, TO, Blk, Stl, Min. Includes team totals and half-by-half stats.

Officials: Tony Greenie, Byron Jarrett, Hunter Allen
Technical fouls: Seattle-None, Ole Miss-None.
Attendance: 6316

Score by periods table with columns for 1st, 2nd, Total. Shows scores for Seattle and Ole Miss.

Last FG - SEA 2nd-00:18, OM 2nd-02:13.
Largest lead - SEA None, OM by 28 2nd-11:09.
SEA led for 00:00, OM led for 38:18. Game was tied for 01:42.

BOX SCORES

GAME 5: #16 MEMPHIS 87, OLE MISS 86



Official Basketball Box Score -- Game Totals -- Final Statistics
Ole Miss vs Memphis
11/23/19 12:00 pm at



Ole Miss 86 • 4-1,0-0 SEC

Table with columns: #, Player, FG-FGA, 3-Ptr, Rebounds, PF, TP, A TO Blk Stl Min. Includes totals for Memphis and Ole Miss.

FG % 1st Half: 12-33 36.4% 2nd half: 14-33 42.4% Game: 26-66 39.4% Deadball Rebounds 1.2
3FG % 1st Half: 6-14 42.9% 2nd half: 6-13 46.2% Game: 12-27 44.4%
FT % 1st Half: 8-13 61.5% 2nd half: 14-17 82.4% Game: 22-30 73.3%

Memphis 87 • 5-1,0-0 AAC

Table with columns: #, Player, FG-FGA, 3-Ptr, Rebounds, PF, TP, A TO Blk Stl Min. Includes totals for Memphis and Ole Miss.

FG % 1st Half: 15-27 55.6% 2nd half: 15-31 48.4% Game: 30-58 51.7% Deadball Rebounds 6.3
3FG % 1st Half: 1-5 20.0% 2nd half: 2-6 33.3% Game: 3-11 27.3%
FT % 1st Half: 14-18 77.8% 2nd half: 10-18 55.6% Game: 24-36 66.7%

Officials: Gerald Williams,K.B. Burdett Jr.,Chuck Jones
Technical fouls: Ole Miss-None, Memphis-D.J. Jeffries.
Attendance: 17875
2019-20 Men's Basketball. Round: 0. Memphis vs Ole Miss. Played at FedExForum.

Score by periods table with columns: 1st, 2nd, Total. Shows scores for Memphis (38, 48, 86) and Ole Miss (45, 42, 87).

Last FG - OM 2nd-00:00, MEM 2nd-00:01.
Largest lead - OM by 4 1st-17:15, MEM by 16 2nd-11:19.
OM led for 09:52. MEM led for 24:58. Game was tied for 05:10.

In Off 2nd Fast
Paint T/O Chance Break Bench
Points Paint T/O Chance Break Bench
MEM 20 14 9 14 31
OM 52 13 10 20 52

GAME 7: OKLAHOMA STATE 78, OLE MISS 37



Official Basketball Box Score -- Game Totals -- Final Statistics
Ole Miss vs Oklahoma St.
11/29/19 9:00 pm at



Ole Miss 37 • 5-2,0-0 SEC

Table with columns: #, Player, FG-FGA, 3-Ptr, Rebounds, PF, TP, A TO Blk Stl Min. Includes totals for Oklahoma State and Ole Miss.

FG % 1st Half: 6-24 25.0% 2nd half: 9-34 26.8% Game: 15-58 25.9% Deadball Rebounds 4
3FG % 1st Half: 1-10 10.0% 2nd half: 0-10 0.0% Game: 1-20 5.0%
FT % 1st Half: 2-4 50.0% 2nd half: 4-7 57.1% Game: 6-11 54.5%

Oklahoma St. 78 • 7-0,0-0 Big 12

Table with columns: #, Player, FG-FGA, 3-Ptr, Rebounds, PF, TP, A TO Blk Stl Min. Includes totals for Oklahoma State and Ole Miss.

FG % 1st Half: 14-35 40.0% 2nd half: 14-23 60.9% Game: 28-58 48.5% Deadball Rebounds 0
3FG % 1st Half: 4-18 22.2% 2nd half: 4-9 44.4% Game: 8-27 29.6%
FT % 1st Half: 2-2 100.0% 2nd half: 12-17 92.3% Game: 14-15 93.3%

Officials: Anthony Jordan,John Gaffney,Pat Driscoll
Technical fouls: Ole Miss-Sy,Khadim, Oklahoma St.-None.
Attendance: 4159
2019-20 Men's Basketball. Round: 0. Oklahoma St. vs Ole Miss. Played at Barcola

Score by periods table with columns: 1st, 2nd, Total. Shows scores for Ole Miss (15, 22, 37) and Oklahoma St. (34, 44, 78).

Last FG - OM 2nd-01:40, OKST 2nd-01:19.
Largest lead - OM by 3 1st-13:30, OKST by 41 2nd-02:01.
OM led for 05:34. OKST led for 31:22. Game was tied for 00:54.

Score tied - 4 times.
Lead changed - 3 times.

GAME 6: OLE MISS 74, PENN STATE 72



Official Basketball Box Score -- Game Totals -- Final Statistics
Ole Miss vs Penn St.
11/27/19 4:00 pm at



Ole Miss 74 • 5-1,0-0 SEC

Table with columns: #, Player, FG-FGA, 3-Ptr, Rebounds, PF, TP, A TO Blk Stl Min. Includes totals for Penn State and Ole Miss.

FG % 1st Half: 10-25 40.0% 2nd half: 16-37 43.2% Game: 26-62 41.9% Deadball Rebounds 2.1
3FG % 1st Half: 1-5 20.0% 2nd half: 6-11 54.5% Game: 7-16 43.8%
FT % 1st Half: 6-10 60.0% 2nd half: 9-9 100.0% Game: 15-19 78.9%

Penn St. 72 • 5-1,0-0 Big Ten

Table with columns: #, Player, FG-FGA, 3-Ptr, Rebounds, PF, TP, A TO Blk Stl Min. Includes totals for Penn State and Ole Miss.

FG % 1st Half: 16-30 53.3% 2nd half: 10-28 35.7% Game: 26-58 44.8% Deadball Rebounds 1
3FG % 1st Half: 3-8 37.5% 2nd half: 2-11 18.2% Game: 5-19 26.3%
FT % 1st Half: 8-10 80.0% 2nd half: 7-8 87.5% Game: 15-18 83.3%

Officials: Justin Porterfield,Bo Boroski,Pat Driscoll
Technical fouls: Ole Miss-None, Penn St.-None.
Attendance:
2019-20 Men's Basketball. Round: 0. Ole Miss vs Penn St.. Played at .

Score by periods table with columns: 1st, 2nd, Total. Shows scores for Penn St. (27, 47, 74) and Ole Miss (43, 29, 72).

Last FG - OM 2nd-00:26, PSU 2nd-00:38.
Largest lead - OM by 2 2nd-00:13, PSU by 21 2nd-16:23.
OM led for 00:13. PSU led for 37:05. Game was tied for 02:42.

Score tied - 3 times.
Lead changed - 1 time.

GAME 8: #24 BUTLER 67, OLE MISS 58



Official Basketball Box Score -- Game Totals -- 2nd Half -- 20:00 Remaining
Butler vs Ole Miss
12-3-19 6 p.m. at Oxford, Miss. (The Pavilion at Ole Miss)



Butler 67

Table with columns: #, Player, FG-FGA, 3-Ptr, Rebounds, PF, TP, A TO Blk Stl Min. Includes totals for Butler and Ole Miss.

FG % 1st Half: 11-20 55.0% 2nd half: 13-27 48.1% Game: 24-47 51.1% Deadball Rebounds 0
3FG % 1st Half: 5-8 62.5% 2nd half: 3-9 33.3% Game: 8-17 47.1%
FT % 1st Half: 4-5 80.0% 2nd half: 7-10 70.0% Game: 11-15 73.3%

Ole Miss 58

Table with columns: #, Player, FG-FGA, 3-Ptr, Rebounds, PF, TP, A TO Blk Stl Min. Includes totals for Butler and Ole Miss.

FG % 1st Half: 9-27 33.3% 2nd half: 13-28 46.4% Game: 22-55 40.0% Deadball Rebounds 3.1
3FG % 1st Half: 1-8 12.5% 2nd half: 6-14 42.9% Game: 7-22 31.8%
FT % 1st Half: 3-4 75.0% 2nd half: 4-11 36.4% Game: 7-15 46.7%

Officials: Pat Adams, Tony Greene, K.B. Burdett Jr.
Technical fouls: Butler-None, Ole Miss-TEAM.
Attendance: 7348

Score by periods table with columns: 1st, 2nd, Total. Shows scores for Butler (31, 36, 67) and Ole Miss (22, 36, 58).

Last FG - BUT 2nd-04:27, OM 2nd-00:40.
Largest lead - BUT by 16 2nd-13:18, OM None.
BUT led for 19:09. OM led for 00:00. Game was tied for 00:51.

Score tied - 0 times.
Lead changed - 0 times.

BOX SCORES

GAME 13: #23 WICHITA STATE 74, OLE MISS 54



Official Basketball Box Score -- Game Totals -- Final Statistics
Ole Miss vs Wichita St.
01/04/20 3:00 pm at



Ole Miss 54 • 9-4,0-0 SEC

Table with columns: #, Player, Total FG-FGA, 3-Ptr FG-FGA, FT-FTA, Rebounds (Off, Def, Tot), PF, TP, A, TO, Blk, Stl, Min. Includes team totals and shooting percentages.

FG % 1st Half: 7-25 28.0%, 2nd half: 9-27 33.3%, Game: 16-52 30.8%
3FG % 1st Half: 2-7 28.6%, 2nd half: 2-11 18.2%, Game: 4-18 22.2%
FT % 1st Half: 8-10 80.0%, 2nd half: 10-13 76.9%, Game: 18-23 78.3%

Wichita St. 74 • 13-1,1-0 AAC

Table with columns: #, Player, Total FG-FGA, 3-Ptr FG-FGA, FT-FTA, Rebounds (Off, Def, Tot), PF, TP, A, TO, Blk, Stl, Min. Includes team totals and shooting percentages.

FG % 1st Half: 12-26 46.2%, 2nd half: 11-22 50.0%, Game: 23-48 47.9%
3FG % 1st Half: 5-16 31.3%, 2nd half: 1-5 20.0%, Game: 6-21 28.6%
FT % 1st Half: 10-13 76.9%, 2nd half: 12-20 60.0%, Game: 22-33 66.7%

Officials: Robert Felder, Tony Greene, Doug Shows
Technical fouls: Ole Miss-TEAM, Wichita St.-None.
Attendance: 10506
2019-20 Men's Basketball. Round: 0. Ole Miss vs Wichita St. Played at Charles

Score by periods table with columns: 1st, 2nd, Total. Includes points, in paint, off T/O, 2nd chance, fast break, bench.

Last FG - OM 2nd-00:40, WSU 2nd-00:48.
Largest lead - OM by 1 1st-19:22, WSU by 23 2nd-00:48.
OM led for 00:18. WSU led for 38:57. Game was tied for 00:15.

GAME 15: ARKANSAS 76, OLE MISS 72



Official Basketball Box Score -- Game Totals -- Final Statistics
Arkansas vs Ole Miss
01-11-20 5 p.m. CT at Oxford, Miss. (The Pavilion at Ole Miss)



Arkansas 76 • 13-2, 2-1 SEC

Table with columns: #, Player, Total FG-FGA, 3-Ptr FG-FGA, FT-FTA, Rebounds (Off, Def, Tot), PF, TP, A, TO, Blk, Stl, Min. Includes team totals and shooting percentages.

FG % 1st Half: 8-30 26.7%, 2nd half: 15-26 57.7%, Game: 23-56 41.1%
3FG % 1st Half: 3-12 25.0%, 2nd half: 5-8 62.5%, Game: 8-20 40.0%
FT % 1st Half: 8-13 61.5%, 2nd half: 14-14 100.0%, Game: 22-27 81.5%

Ole Miss 72 • 9-6, 0-2 SEC

Table with columns: #, Player, Total FG-FGA, 3-Ptr FG-FGA, FT-FTA, Rebounds (Off, Def, Tot), PF, TP, A, TO, Blk, Stl, Min. Includes team totals and shooting percentages.

FG % 1st Half: 10-26 38.5%, 2nd half: 12-28 42.9%, Game: 22-54 40.7%
3FG % 1st Half: 3-8 37.5%, 2nd half: 0-5 0.0%, Game: 3-13 23.1%
FT % 1st Half: 10-11 90.9%, 2nd half: 15-15 100.0%, Game: 25-26 96.2%

Officials: Doug Shows, Wil Howard, Olands Poole
Technical fouls: Arkansas-None, Ole Miss-None.
Attendance: 8233

Score by periods table with columns: 1st, 2nd, Total. Includes points, in paint, off T/O, 2nd chance, fast break, bench.

Last FG - ARK 2nd-02:17, OM 2nd-00:12.
Largest lead - ARK by 9 1st-16:16, OM by 11 2nd-15:14.
ARK led for 14:57. OM led for 22:24. Game was tied for 02:36.

GAME 14: TEXAS A&M 57, OLE MISS 47



Official Basketball Box Score -- Game Totals -- Final Statistics
Ole Miss vs Texas A&M
01/07/20 8:00 pm at



Ole Miss 47 • 9-5,0-1 SEC

Table with columns: #, Player, Total FG-FGA, 3-Ptr FG-FGA, FT-FTA, Rebounds (Off, Def, Tot), PF, TP, A, TO, Blk, Stl, Min. Includes team totals and shooting percentages.

FG % 1st Half: 11-27 40.7%, 2nd half: 7-33 21.2%, Game: 18-60 30.0%
3FG % 1st Half: 5-14 35.7%, 2nd half: 2-13 15.4%, Game: 7-27 25.9%
FT % 1st Half: 2-3 66.7%, 2nd half: 2-4 50.0%, Game: 4-7 57.1%

Texas A&M 57 • 7-6,1-1 SEC

Table with columns: #, Player, Total FG-FGA, 3-Ptr FG-FGA, FT-FTA, Rebounds (Off, Def, Tot), PF, TP, A, TO, Blk, Stl, Min. Includes team totals and shooting percentages.

FG % 1st Half: 7-26 26.9%, 2nd half: 12-22 54.5%, Game: 19-48 39.6%
3FG % 1st Half: 0-10 0.0%, 2nd half: 3-7 42.9%, Game: 3-17 17.6%
FT % 1st Half: 5-6 83.3%, 2nd half: 11-13 84.6%, Game: 16-19 84.2%

Officials: Steven Anderson, Terry Oglesby, Joe Lindsay
Technical fouls: Ole Miss-None, Texas A&M-None.
Attendance: 5982
2019-20 Men's Basketball. Round: 0. Ole Miss vs Texas A&M. Played at Reed Aren

Score by periods table with columns: 1st, 2nd, Total. Includes points, in paint, off T/O, 2nd chance, fast break, bench.

Last FG - OM 2nd-00:53, TA&M 2nd-01:43.
Largest lead - OM by 11 1st-02:32, TA&M by 10 2nd-04:35.
OM led for 25:23, TA&M led for 12:27. Game was tied for 02:10.

GAME 16: FLORIDA 71, OLE MISS 55



Official Basketball Box Score -- Game Totals -- Final Statistics
Ole Miss vs Florida
01/14/20 7:00 pm at



Ole Miss 55 • 9-7,0-3 SEC

Table with columns: #, Player, Total FG-FGA, 3-Ptr FG-FGA, FT-FTA, Rebounds (Off, Def, Tot), PF, TP, A, TO, Blk, Stl, Min. Includes team totals and shooting percentages.

FG % 1st Half: 11-21 52.4%, 2nd half: 7-24 29.2%, Game: 18-45 40.0%
3FG % 1st Half: 2-8 25.0%, 2nd half: 1-8 12.5%, Game: 3-16 18.8%
FT % 1st Half: 4-6 66.7%, 2nd half: 12-14 85.7%, Game: 16-20 80.0%

Florida 71 • 11-5,3-1 SEC

Table with columns: #, Player, Total FG-FGA, 3-Ptr FG-FGA, FT-FTA, Rebounds (Off, Def, Tot), PF, TP, A, TO, Blk, Stl, Min. Includes team totals and shooting percentages.

FG % 1st Half: 18-29 62.1%, 2nd half: 9-21 42.9%, Game: 27-50 54.0%
3FG % 1st Half: 2-7 28.6%, 2nd half: 1-6 16.7%, Game: 3-13 23.1%
FT % 1st Half: 2-4 50.0%, 2nd half: 12-19 63.2%, Game: 14-23 60.9%

Officials: Pat Driscoll, Pat Adams, Doug Simons
Technical fouls: Ole Miss-Butten, KJ. Florida-None.
Attendance: 9545
2019-20 Men's Basketball. Round: 0. Florida vs Ole Miss. Played at Exactech Ar

Score by periods table with columns: 1st, 2nd, Total. Includes points, in paint, off T/O, 2nd chance, fast break, bench.

Last FG - OM 2nd-00:20, UF 2nd-01:54.
Largest lead - OM by 9 1st-08:44, UF by 23 2nd-07:46.
OM led for 02:05, UF led for 37:13. Game was tied for 00:42.

BOX SCORES

GAME 17: LSU 80, OLE MISS 76



Official Basketball Box Score -- Game Totals -- Final Statistics
LSU vs Ole Miss
01/18/20 7:00 pm at Oxford, MS



LSU 80 • 13-4,5-0 SEC

Table with 14 columns: #, Player, FG-FGA, 3-Ptr, FT-FTA, Rebounds (Off, Def, Tot), PF, TP, A, TO, Blk, Stl, Min. Includes team totals and shooting percentages.

FG % 1st Half: 10-28 35.7% 2nd half: 14-29 48.3% Game: 24-57 42.1%
3FG % 1st Half: 3-10 30.0% 2nd half: 5-11 45.5% Game: 8-21 38.1%
FT % 1st Half: 13-15 86.7% 2nd half: 11-12 91.7% Game: 24-27 88.9%

Ole Miss 76 • 9-8,0-4 SEC

Table with 14 columns: #, Player, FG-FGA, 3-Ptr, FT-FTA, Rebounds (Off, Def, Tot), PF, TP, A, TO, Blk, Stl, Min. Includes team totals and shooting percentages.

FG % 1st Half: 15-36 41.7% 2nd half: 14-29 48.3% Game: 29-65 44.6%
3FG % 1st Half: 4-11 36.4% 2nd half: 5-12 41.7% Game: 9-23 39.1%
FT % 1st Half: 2-4 50.0% 2nd half: 7-15 46.7% Game: 9-19 47.4%

Officials: R.B. Clyburn, K.B. Burdett, Ted Valentine
Technical fouls: LSU-Smart, Javonte, Ole Miss-None.
Attendance: 9043
2019-20 Men's Basketball. Round: 0. LSU vs Ole Miss. Played at The Pavilion at

Score by periods table with columns for 1st, 2nd, and Total scores for LSU and Ole Miss.

Last FG - LSU 2nd-00:52, OM 2nd-00:17.
Largest lead - LSU by 10 2nd-12:53, OM by 9 1st-11:04.
LSU led for 14:50, OM led for 20:18. Game was tied for 04:52.

GAME 19: OLE MISS 70, GEORGIA 60



Official Basketball Box Score -- Game Totals -- Final Statistics
Ole Miss vs Georgia
01/25/20 5:30 pm at Athens, GA



Ole Miss 70 • 10-9,1-5 SEC

Table with 14 columns: #, Player, FG-FGA, 3-Ptr, FT-FTA, Rebounds (Off, Def, Tot), PF, TP, A, TO, Blk, Stl, Min. Includes team totals and shooting percentages.

FG % 1st Half: 15-27 55.6% 2nd half: 11-23 47.8% Game: 26-50 52.0%
3FG % 1st Half: 4-4 100.0% 2nd half: 1-5 20.0% Game: 5-9 55.6%
FT % 1st Half: 1-2 50.0% 2nd half: 12-15 80.0% Game: 13-17 76.5%

Georgia 60 • 11-8,1-5 SEC

Table with 14 columns: #, Player, FG-FGA, 3-Ptr, FT-FTA, Rebounds (Off, Def, Tot), PF, TP, A, TO, Blk, Stl, Min. Includes team totals and shooting percentages.

FG % 1st Half: 9-27 33.3% 2nd half: 8-28 28.6% Game: 17-55 30.9%
3FG % 1st Half: 4-4 100.0% 2nd half: 3-12 25.0% Game: 7-23 30.4%
FT % 1st Half: 7-11 63.6% 2nd half: 12-14 85.7% Game: 19-25 76.0%

Officials: Brian Shey, Byron Jarrett, Terry Oglesby
Technical fouls: Ole Miss-None, Georgia-None.
Attendance: 10523
2019-20 Men's Basketball. Round: 0. Georgia vs Ole Miss. Played at Stegeman Co

Score by periods table with columns for 1st, 2nd, and Total scores for Ole Miss and Georgia.

Last FG - OM 2nd-02:07, UGA 2nd-01:52.
Largest lead - OM by 11 2nd-17:19, UGA by 1 1st-15:29.
OM led for 36:50, UGA led for 02:10. Game was tied for 01:00.

GAME 18: TENNESSEE 73, OLE MISS 48



Official Basketball Box Score -- Game Totals -- Final Statistics
Ole Miss vs Tennessee
01/21/20 9:00 pm at Knoxville, TN



Ole Miss 48 • 9-9,0-5 SEC

Table with 14 columns: #, Player, FG-FGA, 3-Ptr, FT-FTA, Rebounds (Off, Def, Tot), PF, TP, A, TO, Blk, Stl, Min. Includes team totals and shooting percentages.

FG % 1st Half: 8-33 24.2% 2nd half: 11-30 36.7% Game: 19-63 30.2%
3FG % 1st Half: 2-11 18.2% 2nd half: 3-14 21.4% Game: 5-25 20.0%
FT % 1st Half: 5-11 45.5% 2nd half: 0-0 0.0% Game: 5-5 100.0%

Tennessee 73 • 12-6,4-2 SEC

Table with 14 columns: #, Player, FG-FGA, 3-Ptr, FT-FTA, Rebounds (Off, Def, Tot), PF, TP, A, TO, Blk, Stl, Min. Includes team totals and shooting percentages.

FG % 1st Half: 14-27 51.9% 2nd half: 10-22 45.5% Game: 24-49 49.0%
3FG % 1st Half: 2-8 25.0% 2nd half: 3-9 33.3% Game: 5-17 29.4%
FT % 1st Half: 12-13 92.3% 2nd half: 8-11 72.7% Game: 20-24 83.3%

Officials: Bart Lenox, Chuck Jones, Doug Shows
Technical fouls: Ole Miss-None, Tennessee-None.
Attendance: 17031
2019-20 Men's Basketball. Round: 0. Ole Miss vs Tennessee. Played at Thompson-

Score by periods table with columns for 1st, 2nd, and Total scores for Ole Miss and Tennessee.

Last FG - OM 2nd-00:05, UT 2nd-01:27.
Largest lead - OM by 2 1st-19:40, UT by 28 2nd-02:50.
OM led for 00:41, UT led for 36:01. Game was tied for 03:18.

GAME 20: #16 AUBURN 83, OLE MISS 82 (2OT)



Official Basketball Box Score -- Game Totals -- Final Statistics
Auburn vs Ole Miss
1/28/20 8 p.m. CT at Oxford, Miss. (The Pavilion at Ole Miss)



Auburn 83 • 18-2, 5-2 SEC

Table with 14 columns: #, Player, FG-FGA, 3-Ptr, FT-FTA, Rebounds (Off, Def, Tot), PF, TP, A, TO, Blk, Stl, Min. Includes team totals and shooting percentages.

FG % 1st Half: 6-28 21.4% 2nd half: 14-25 56.0% OT: 4-10 40.0% Game: 24-63 38.1%
3FG % 1st Half: 1-12 8.3% 2nd half: 6-13 46.2% OT: 2-5 40.0% Game: 9-30 30.0%
FT % 1st Half: 7-9 77.8% 2nd half: 12-16 75.0% OT: 7-11 63.6% Game: 26-36 72.2%

Ole Miss 82 • 10-10, 1-6 SEC

Table with 14 columns: #, Player, FG-FGA, 3-Ptr, FT-FTA, Rebounds (Off, Def, Tot), PF, TP, A, TO, Blk, Stl, Min. Includes team totals and shooting percentages.

FG % 1st Half: 14-25 56.0% 2nd half: 7-21 33.3% OT: 5-12 41.7% Game: 26-58 44.8%
3FG % 1st Half: 4-10 40.0% 2nd half: 2-6 33.3% OT: 0-4 0.0% Game: 6-20 30.0%
FT % 1st Half: 5-8 62.5% 2nd half: 13-15 86.7% OT: 6-9 66.7% Game: 24-32 75.0%

Officials: Don Daily, Patrick Evans, R.B. Clyburn
Technical fouls: Auburn-McCormick, J'Von. Ole Miss-TEAM.
Attendance: 8125

Score by periods table with columns for 1st, 2nd, OT, and Total scores for Auburn and Ole Miss.

Last FG - AU OT2-01:42, OM OT2-03:04.
Largest lead - AU by 5 OT-01:55, OM by 19 2nd-19:16.
AU led for 05:33, OM led for 38:14. Game was tied for 06:04.

BOX SCORES

GAME 21: #22 LSU 73, OLE MISS 63



Official Basketball Box Score -- Game Totals -- Final Statistics
Ole Miss vs LSU
02/01/20 11:00 am at Baton Rouge, LA



Ole Miss 63 • 10-11, 1-7 SEC

Box score table for Game 21 showing player statistics, team totals, and half-by-half statistics.

LSU 73 • 17-4,8-0 SEC

Box score table for Game 21 showing player statistics, team totals, and half-by-half statistics.

Officials: Wil Howard, Rob Rorke, Todd Austin
Technical fouls: Ole Miss-None, LSU-TEAM.
Attendance: 11112
2019-20 Men's Basketball, Round: 0. LSU vs Ole Miss. Played at Maravich Assemb

Score by periods and other statistics table for Game 21.

GAME 23: OLE MISS 68, FLORIDA 51



Official Basketball Box Score -- Game Totals -- Final Statistics
Florida vs Ole Miss
02/08/20 1 p.m. CT at Oxford, Miss. (The Pavilion at Ole Miss)



Florida 51 • 14-9, 6-4 SEC

Box score table for Game 23 showing player statistics, team totals, and half-by-half statistics.

Ole Miss 68 • 12-11, 3-7 SEC

Box score table for Game 23 showing player statistics, team totals, and half-by-half statistics.

Officials: Joe Lindsay, Patrick Evans, Garrick Shannon
Technical fouls: Florida-None, Ole Miss-None.
Attendance: 7760

Score by periods and other statistics table for Game 23.

Last FG - UF 2nd-04:13, OM 2nd-01:24.
Largest lead - UF by 4 1st-18:56, OM by 17 2nd-01:24.
UF led for 01:32, OM led for 36:42. Game was tied for 01:46.

GAME 22: OLE MISS 84, SOUTH CAROLINA 70



Official Basketball Box Score -- Game Totals -- Final Statistics
South Carolina vs Ole Miss
2/5/20 6 p.m. CT at Oxford, Miss. (The Pavilion at Ole Miss)



South Carolina 70 • 13-9, 5-4 SEC

Box score table for Game 22 showing player statistics, team totals, and half-by-half statistics.

Ole Miss 84 • 11-11, 2-7 SEC

Box score table for Game 22 showing player statistics, team totals, and half-by-half statistics.

Officials: Terry Oglesby, Anthony Jordan, Chuck Jones
Technical fouls: South Carolina-None, Ole Miss-None.
Attendance: 6990

Score by periods and other statistics table for Game 22.

GAME 24: OLE MISS 83, MSU 58



Official Basketball Box Score -- Game Totals -- Final Statistics
Mississippi St. vs Ole Miss
02/11/20 6 p.m. at Oxford, Miss. (The Pavilion at Ole Miss)



Mississippi St. 58 • 15-9, 6-5 SEC

Box score table for Game 24 showing player statistics, team totals, and half-by-half statistics.

Ole Miss 83 • 13-11, 4-7 SEC

Box score table for Game 24 showing player statistics, team totals, and half-by-half statistics.

Officials: Tony Greene, Anthony Jordan, Owen Shortt
Technical fouls: Mississippi St.-None, Ole Miss-None.
Attendance: 8009

Score by periods and other statistics table for Game 24.

Last FG - MS 2nd-00:17, OM 2nd-01:16.
Largest lead - MS by 13 1st-06:59, OM by 27 2nd-00:32.
MS led for 16:01, OM led for 20:33. Game was tied for 03:26.

5 ^{kj} BUFFEN

SO.
F

Gainesville, Ga. • Gainesville HS

6-7 • 225 • 1L

General Studies



Opponent	Date	gs	min	Total		3-Pointers		Free throws		Rebounds				pf	a	t/o	blk	stl	pts	avg	
				fg-fga	pct	3fg-fga	pct	ft-fa	pct	off	def	tot	avg								
ARKANSAS STATE	11-8-19	*	24	5-6	.833	1-1	1.000	5-8	.625	2	7	9	9.0	3	1	2	2	3	16	16.0	
NORFOLK STATE	11-12-19	*	38	9-13	.692	0-1	.000	5-6	.833	1	8	9	9.0	2	2	3	0	3	23	19.5	
WESTERN MICHIGAN	11-15-19	*	13	2-2	1.000	0-0	.000	1-2	.500	0	6	6	8.0	5	0	1	0	0	5	14.7	
SEATTLE	11-19-19	*	25	6-10	.600	1-2	.500	0-0	.000	0	8	8	8.0	2	1	2	0	2	13	14.3	
at Memphis	11/23/19	*	23	4-8	.500	1-2	.500	4-7	.571	4	2	6	7.6	5	0	2	1	1	13	14.0	
vs Penn St.	11/27/19	*	39	6-13	.462	0-0	.000	1-2	.500	4	5	9	7.8	1	6	0	1	4	13	13.8	
vs Oklahoma St.	11/29/19	*	32	2-11	.182	0-0	.000	0-0	.000	1	4	5	7.4	4	2	3	0	2	4	12.4	
BUTLER	12-3-19	*	44	1-2	.500	0-0	.000	0-1	.000	2	2	4	7.0	2	1	4	0	2	2	11.1	
CSU BAKERSFIELD	12/7/19	*	37	5-7	.714	0-1	.000	0-3	.000	0	3	3	6.6	1	2	1	1	1	10	11.0	
MIDDLE TENNESSEE	12/14/19	*	28	1-3	.333	0-0	.000	0-0	.000	1	7	8	6.7	3	4	0	2	2	2	10.1	
vs Southeastern Louisia	12-21-19	*	32	3-5	.600	0-0	.000	3-4	.750	6	3	9	6.9	0	5	2	0	0	9	10.0	
TENNESSEE TECH	12/29/19	*	31	6-12	.500	1-4	.250	7-8	.875	1	7	8	7.0	2	1	2	3	2	20	10.8	
at Wichita St.	01/04/20	*	20	1-5	.200	0-1	.000	2-2	1.000	1	0	1	6.5	5	0	2	1	1	4	10.3	
at Texas A&M	01/07/20	*	32	0-3	.000	0-0	.000	0-0	.000	1	3	4	6.4	4	1	1	0	1	0	9.6	
ARKANSAS	01-11-20	*	28	4-6	.667	0-0	.000	4-4	1.000	4	6	10	6.6	5	0	2	2	0	12	9.7	
at Florida	01/14/20	*	31	5-8	.625	0-1	.000	10-11	.909	4	1	5	6.5	4	0	2	1	1	20	10.4	
LSU	01/18/20	*	20	4-8	.500	0-1	.000	0-4	.000	1	4	5	6.4	3	1	2	0	1	8	10.2	
at Tennessee	01/21/20	*	29	1-4	.250	0-1	.000	2-4	.500	4	2	6	6.4	3	3	2	1	1	4	9.9	
at Georgia	01/25/20	*	28	5-6	.833	0-1	.000	4-4	1.000	1	3	4	6.3	3	1	1	1	1	14	10.1	
AUBURN	1/28/20	*	37	4-10	.400	0-1	.000	2-2	1.000	0	2	2	6.1	4	0	1	2	2	10	10.1	
at LSU	02/01/20	*	22	3-6	.500	0-0	.000	0-0	.000	1	3	4	6.0	5	0	2	1	0	6	9.9	
SOUTH CAROLINA	2/5/20	*	24	3-8	.375	0-0	.000	1-2	.500	5	0	5	5.9	2	2	1	1	2	7	9.8	
FLORIDA	02/08/20	*	38	6-8	.750	0-1	.000	2-2	1.000	2	7	9	6.0	4	4	0	1	0	14	10.0	
MISSISSIPPI ST.	02/11/20	*	26	1-4	.250	0-0	.000	1-2	.500	1	6	7	6.1	3	2	1	0	3	3	9.7	
Totals			24	701	87-168	.518	4-18	.222	54-78	.692	47	99	146	6.1	75	39	39	21	35	232	9.7

Games played: 24
 Minutes/game: 29.2
 Points/game: 9.7
 FG Pct: 51.8
 3FG Pct: 22.2
 FT Pct: 69.2

Rebounds/game: 6.1
 Assists/game: 1.6
 Turnovers/game: 1.6
 Assist/turnover ratio: 1.0
 Steals/game: 1.5
 Blocks/game: 0.9

FOUR FASTBREAK FACTS

1. First recruit signed by Kermit Davis at Ole Miss
2. "KJ" stands for Kenyon Joseph
3. Only freshman to play in all 33 games last year
4. Voted funniest guy on the team by his teammates

CAREER HIGHS

- POINTS**
 23, vs. Norfolk State (11/12/19)
- REBOUNDS**
 10, vs. Arkansas (1/11/20)
- FIELD GOALS**
 9, vs. Norfolk State (11/12/19)
- FREE THROWS**
 10, at Florida (1/14/20)
- THREE-POINTERS**
 1, 8x, MR: vs. Tennessee Tech (12/29/19)
- ASSISTS**
 6, vs. Penn State (11/27/19)
- STEALS**
 4, vs. Penn State (11/27/19)
- BLOCKS**
 3, vs. Tennessee Tech (12/29/19)

CAREER STATISTICS

Season	gp-gs	min/avg	Total		3-Point		F-Throws		Rebounds				Scoring							
			fg-fga	pct	fg-fga	pct	ft-fa	pct	off	def	tot	avg	pf	fo	ast	to	blk	stl	pts	avg
2018-19	33-2	691/20.9	68-144	.472	4-16	.250	58-84	.690	51	94	145	4.4	82	3	38	55	16	26	198	6.0
2019-20	24-24	701/29.2	87-168	.518	4-18	.222	54-78	.692	47	99	146	6.1	75	5	39	39	21	35	232	9.7
TOTAL	57-26	1392/24.4	155-312	.497	8-34	.235	112-162	.691	98	193	291	5.1	157	8	77	94	37	61	430	7.5


14 antavion COLLUM

Memphis, Tenn. • Bartlett HS

6-7 • 228 • HS

Freshman Studies

FR. F




Opponent	Date	gs	min	Total		3-Pointers		Free throws		Rebounds				pf	a	t/o	blk	stl	pts	avg
				fg-fga	pct	3fg-fga	pct	ft-fa	pct	off	def	tot	avg							
ARKANSAS STATE	11-8-19	12	0-2	.000	0-1	.000	0-0	.000	0	0	0	0.0	2	0	0	0	1	0	0.0	
NORFOLK STATE	11-12-19	1	0-0	.000	0-0	.000	0-0	.000	0	0	0	0.0	0	0	1	0	0	0	0.0	
WESTERN MICHIGAN	11-15-19	7	1-2	.500	1-2	.500	0-0	.000	0	1	1	0.3	3	1	1	0	2	3	1.0	
SEATTLE	11-19-19	7	0-1	.000	0-1	.000	0-1	.000	1	1	2	0.8	2	0	2	0	1	0	0.8	
at Memphis	11/23/19	7	0-0	.000	0-0	.000	2-2	1.000	1	2	3	1.2	3	0	1	0	0	2	1.0	
vs Penn St.	11/27/19	12	0-0	.000	0-0	.000	0-0	.000	0	1	1	1.2	3	0	0	0	1	0	0.8	
vs Oklahoma St.	11/29/19	10	2-4	.500	0-2	.000	3-4	.750	0	2	2	1.3	1	0	0	0	1	7	1.7	
CSU BAKERSFIELD	12/7/19	3	0-1	.000	0-1	.000	0-0	.000	0	0	0	1.1	0	0	0	0	0	1.5		
TENNESSEE TECH	12/29/19	9	0-0	.000	0-0	.000	0-0	.000	0	1	1	1.1	0	1	0	0	0	1.3		
at Wichita St.	01/04/20	25	1-4	.250	1-4	.250	1-2	.500	0	3	3	1.3	0	0	0	0	1	4	1.6	
at Texas A&M	01/07/20	12	0-1	.000	0-0	.000	0-0	.000	0	3	3	1.5	0	0	0	0	0	1.5		
at Florida A&M	01/14/20	1	0-0	.000	0-0	.000	0-0	.000	0	0	0	1.3	0	0	0	0	0	1.3		
LSU	01/18/20	1	0-1	.000	0-1	.000	0-0	.000	0	0	0	1.2	0	0	0	0	0	1.2		
at Tennessee	01/21/20	1	0-0	.000	0-0	.000	0-0	.000	0	0	0	1.1	1	0	0	0	0	1.1		
at LSU	02/01/20	5	0-1	.000	0-1	.000	0-0	.000	1	1	2	1.2	0	0	0	0	0	1.1		
SOUTH CAROLINA	2/5/20	21	0-2	.000	0-0	.000	1-2	.500	1	4	5	1.4	3	3	2	0	0	1	1.1	
FLORIDA	02/08/20	15	1-1	1.000	0-0	.000	0-0	.000	0	0	1.4	2	1	0	0	0	2	1.1		
MISSISSIPPI ST.	02/11/20	28	0-0	.000	0-0	.000	0-0	.000	1	2	3	1.4	2	0	0	0	0	1.1		
Totals		0	177	5-20	.250	2-13	.154	7-11	.636	5	21	26	1.4	22	6	7	0	7	19	1.1

Games played: 18
 Minutes/game: 9.8
 Points/game: 1.1
 FG Pct: 25.0
 3FG Pct: 15.4
 FT Pct: 63.6

Rebounds/game: 1.4
 Assists/game: 0.3
 Turnovers/game: 0.4
 Assist/turnover ratio: 0.9
 Steals/game: 0.4

FOUR FASTBREAK FACTS

1. Nickname is "Dude"
2. 2019 finalist for Tennessee's Mr. Basketball
3. Played at three different high schools over four years (Memphis East, Tennessee Prep, Bartlett)
4. A unique off the court talent is that he can draw

CAREER HIGHS

POINTS

7, vs. Oklahoma State (11/29/19)

REBOUNDS

5, vs. South Carolina (2/5/20)

FIELD GOALS

2, vs. Oklahoma State (11/29/19)

FREE THROWS

3, vs. Oklahoma State (11/29/19)

THREE-POINTERS

1, 2x, MR: at Wichita State (1/4/20)

ASSISTS

3, vs. South Carolina (2/5/20)

STEALS

2, vs. Western Michigan (11/15/19)

BLOCKS

CAREER STATISTICS

Season	gp-gs	min/avg	Total		3-Point		F-Throws		Rebounds				Scoring							
			fg-fga	pct	fg-fga	pct	ft-fa	pct	off	def	tot	avg	pf	fo	ast	to	blk	stl	pts	avg
2019-20	18-0	177/9.8	5-20	.250	2-13	.154	7-11	.636	5	21	26	1.4	22	0	6	7	0	7	19	1.1
TOTAL	18-0	177/9.8	5-20	.250	2-13	.154	7-11	.636	5	21	26	1.4	22	0	6	7	0	7	19	1.1

1 austin CROWLEY

FR.
G

West Point, Miss. • Sunrise Christian Academy (Kan.)

6-5 • 188 • HS

Sport and Recreation Administration



Opponent	Date	gs	min	Total		3-Pointers		Free throws		Rebounds				pf	a	t/o	blk	stl	pts	avg
				fg-fga	pct	3fg-fga	pct	ft-fa	pct	off	def	tot	avg							
ARKANSAS STATE	11-8-19	10	2-4	.500	2-4	.500	0-0	.000	1	1	2	2.0	5	1	1	0	0	6	6.0	
NORFOLK STATE	11-12-19	20	1-2	.500	1-2	.500	0-0	.000	1	2	3	2.5	2	0	1	0	0	3	4.5	
WESTERN MICHIGAN	11-15-19	21	2-5	.400	2-3	.667	0-0	.000	0	2	2	2.3	0	2	2	0	0	6	5.0	
SEATTLE	11-19-19	22	3-3	1.000	0-0	.000	0-0	.000	1	0	1	2.0	2	0	1	0	0	6	5.3	
at Memphis	11/23/19	22	1-2	.500	1-2	.500	0-0	.000	0	3	3	2.2	3	6	1	0	1	3	4.8	
vs Penn St.	11/27/19	11	0-1	.000	0-0	.000	0-0	.000	0	0	0	1.8	0	1	3	0	1	0	4.0	
vs Oklahoma St.	11/29/19	17	1-4	.250	0-2	.000	1-1	1.000	1	0	1	1.7	0	0	0	1	3	3.9		
BUTLER	12-3-19	13	1-6	.167	0-3	.000	1-2	.500	0	1	1	1.6	2	2	0	0	0	3	3.8	
CSU BAKERSFIELD	12/7/19	11	0-1	.000	0-1	.000	2-2	1.000	0	0	0	1.4	3	3	0	0	2	3.6		
MIDDLE TENNESSEE	12/14/19	16	4-7	.571	2-3	.667	1-1	1.000	1	1	2	1.5	4	0	2	1	0	11	4.3	
vs Southeastern Louisia	12-21-19	13	2-4	.500	0-1	.000	1-2	.500	1	1	2	1.5	2	2	4	0	1	5	4.4	
TENNESSEE TECH	12/29/19	28	2-3	.667	0-0	.000	1-2	.500	0	2	2	1.6	0	5	0	0	2	5	4.4	
at Wichita St.	01/04/20	7	1-2	.500	0-1	.000	0-0	.000	0	1	1	1.5	0	0	0	0	2	4.2		
at Texas A&M	01/07/20	8	0-1	.000	0-1	.000	2-2	1.000	1	2	3	1.6	0	0	0	0	0	2	4.1	
ARKANSAS	01-11-20	14	0-1	.000	0-0	.000	0-0	.000	0	1	1	1.6	2	2	0	1	0	3.8		
at Florida	01/14/20 *	27	1-6	.167	1-2	.500	2-2	1.000	0	1	1	1.6	0	0	1	0	1	5	3.9	
LSU	01/18/20	20	0-1	.000	0-0	.000	0-2	.000	0	2	2	1.6	2	6	1	0	2	0	3.6	
at Tennessee	01/21/20	20	1-5	.200	0-2	.000	0-0	.000	1	2	3	1.7	0	0	1	0	0	2	3.6	
at Georgia	01/25/20	11	0-1	.000	0-0	.000	0-0	.000	0	0	0	1.6	0	0	1	0	0	0	3.4	
AUBURN	1/28/20	18	2-2	1.000	1-1	1.000	0-0	.000	0	1	1	1.6	1	0	1	0	0	5	3.5	
at LSU	02/01/20	21	1-5	.200	0-1	.000	0-0	.000	1	0	1	1.5	0	3	1	0	0	2	3.4	
SOUTH CAROLINA	2/5/20	13	1-1	1.000	0-0	.000	2-2	1.000	1	1	2	1.5	2	1	1	0	0	4	3.4	
FLORIDA	02/08/20	7	0-0	.000	0-0	.000	0-0	.000	0	2	2	1.6	0	2	1	0	1	0	3.3	
MISSISSIPPI ST.	02/11/20	2	0-1	.000	0-1	.000	0-0	.000	0	0	0	1.5	0	0	0	0	0	0	3.1	
Totals		1	372	26-68	.382	10-30	.333	13-18	.722	10	26	36	1.5	30	36	23	1	11	75	3.1

Games played: 24
 Minutes/game: 15.5
 Points/game: 3.1
 FG Pct: 38.2
 3FG Pct: 33.3
 FT Pct: 72.2

Rebounds/game: 1.5
 Assists/game: 1.5
 Turnovers/game: 1.0
 Assist/turnover ratio: 1.6
 Steals/game: 0.5
 Blocks/game: 0.0

FOUR FASTBREAK FACTS

1. Kermit Davis' first Mississippi recruit as the Rebels' head coach
2. Teammates with Blake Hinson as a junior at Sunrise Christian Academy
3. No. 70 player in the 2019 recruiting class (247Sports)
4. McDonald's All-American nominee

CAREER HIGHS

POINTS

11, vs. Middle Tennessee (12/14/19)

REBOUNDS

3, 4x, at Tennessee (1/21/20)

FIELD GOALS

4, vs. Middle Tennessee (12/14/19)

FREE THROWS

2, 4x, MR: vs. South Carolina (2/5/20)

THREE-POINTERS

2, 3x, MR: vs. Middle Tennessee (12/14/19)

ASSISTS

6, 2x, MR: vs. LSU (1/18/20)

STEALS

2, 2x, MR: vs. LSU (1/18/20)

BLOCKS

1, vs. Middle Tennessee (12/14/19)

CAREER STATISTICS

Season	gp-gs	min/avg	Total		3-Point		F-Throws		Rebounds				Scoring							
			fg-fga	pct	fg-fga	pct	ft-fa	pct	off	def	tot	avg	pf	fo	ast	to	blk	stl	pts	avg
2019-20	24-1	372/15.5	26-68	.382	10-30	.333	13-18	.722	10	26	36	1.5	30	1	36	23	1	11	75	3.1
TOTAL	24-1	372/15.5	26-68	.382	10-30	.333	13-18	.722	10	26	36	1.5	30	1	36	23	1	11	75	3.1

10 carlos CURRY

R-FR.
F

Albany, Ga. • Dougherty Comprehensive

6-11 • 235 • RS

General Studies



Opponent	Date	gs	min	Total		3-Pointers		Free throws		Rebounds				pf	a	t/o	blk	stl	pts	avg
				fg-fga	pct	3fg-fga	pct	ft-fa	pct	off	def	tot	avg							
ARKANSAS STATE	11-8-19	9		2-4	.500	0-0	.000	0-0	.000	1	2	3	3.0	1	0	0	0	0	4	4.0
NORFOLK STATE	11-12-19	1		0-0	.000	0-0	.000	0-0	.000	0	0	0	1.5	1	0	0	0	0	2.0	
WESTERN MICHIGAN	11-15-19	11		2-3	.667	0-0	.000	0-0	.000	1	1	2	1.7	0	1	0	1	2	4	2.7
SEATTLE	11-19-19	4		0-1	.000	0-0	.000	0-0	.000	0	0	0	1.3	3	0	1	0	0	2.0	
vs Oklahoma St.	11/29/19	5		0-1	.000	0-0	.000	0-0	.000	0	2	2	1.4	0	0	1	0	0	1.6	
CSU BAKERSFIELD	12/7/19	2		0-0	.000	0-0	.000	0-0	.000	0	0	0	1.2	0	0	0	0	0	1.3	
MIDDLE TENNESSEE	12/14/19	1		0-0	.000	0-0	.000	0-0	.000	0	0	0	1.0	1	0	0	0	0	1.1	
TENNESSEE TECH	12/29/19	2		0-0	.000	0-0	.000	0-0	.000	0	0	0	0.9	0	0	0	0	0	1.0	
at Wichita St.	01/04/20	2		0-0	.000	0-0	.000	0-0	.000	0	0	0	0.8	0	0	0	0	0	0.9	
at Florida	01/14/20	17		2-3	.667	0-0	.000	0-0	.000	1	1	2	0.9	3	1	1	1	1	4	1.2
LSU	01/18/20	4		0-1	.000	0-0	.000	0-0	.000	0	0	0	0.8	2	0	0	0	0	1.1	
at Tennessee	01/21/20	6		0-1	.000	0-0	.000	0-0	.000	0	0	0	0.8	1	0	0	0	0	1.0	
at LSU	02/01/20	2		0-0	.000	0-0	.000	0-0	.000	0	1	1	0.8	1	0	0	0	0	0.9	
MISSISSIPPI ST.	02/11/20	1		0-0	.000	0-0	.000	0-0	.000	0	0	0	0.7	0	0	0	0	0	0.9	
Totals		0	67	6-14	.429	0-0	.000	0-0	.000	3	7	10	0.7	13	2	3	2	3	12	0.9

Games played: 14
 Minutes/game: 4.8
 Points/game: 0.9
 FG Pct: 42.9

Rebounds/game: 0.7
 Assists/game: 0.1
 Turnovers/game: 0.2
 Assist/turnover ratio: 0.7
 Steals/game: 0.2
 Blocks/game: 0.1

FOUR FASTBREAK FACTS

1. Tallest Rebel on the roster
2. Has a 7-foot-3 wingspan
3. Averaged a double-double as a high school senior (15 points, 10 rebounds per game)
4. Enjoys fishing in his free time

CAREER HIGHS

POINTS

4, 3x, MR: at Florida (1/14/20)

REBOUNDS

3, vs. Arkansas State (11/8/19)

FIELD GOALS

2, 3x, at Florida (1/14/20)

FREE THROWS

THREE-POINTERS

ASSISTS

1, 2x, MR: at Florida (1/14/20)

STEALS

2, vs. Western Michigan (11/15/19)

BLOCKS

1, 2x, MR: at Florida (1/14/20)

CAREER STATISTICS

Season	gp-gs	min/avg	Total		3-Point		F-Throws		Rebounds				Scoring							
			fg-fga	pct	fg-fga	pct	ft-fa	pct	off	def	tot	avg	pf	fo	ast	to	blk	stl	pts	avg
2019-20	14-0	67/4.8	6-14	.429	0-0	.000	0-0	.000	3	7	10	0.7	13	0	2	3	2	3	12	0.9
TOTAL	14-0	67/4.8	6-14	.429	0-0	.000	0-0	.000	3	7	10	0.7	13	0	2	3	2	3	12	0.9

O

blake HINSON


Deltona, Fla. • Sunrise Christian Academy (Kan.)

6-7 • 230 • 1L

Sport and Recreation Administration

SO.

G/F



Opponent	Date	gs	min	Total		3-Pointers		Free throws		Rebounds				pf	a	t/o	blk	stl	pts	avg	
				fg-fga	pct	3fg-fga	pct	ft-fa	pct	off	def	tot	avg								
at Memphis	11/23/19		21	5-9	.556	4-7	.571	1-2	.500	1	2	3	3.0	4	2	1	0	0	15	15.0	
vs Penn St.	11/27/19	*	30	6-10	.600	3-5	.600	2-2	1.000	1	5	6	4.5	5	2	3	0	0	17	16.0	
vs Oklahoma St.	11/29/19	*	25	2-8	.250	0-5	.000	1-2	.500	3	3	6	5.0	0	0	4	0	0	5	12.3	
BUTLER	12-3-19	*	36	2-6	.333	1-4	.250	2-4	.500	3	2	5	5.0	1	2	0	0	2	7	11.0	
CSU BAKERSFIELD	12/7/19	*	39	6-8	.750	2-3	.667	9-12	.750	0	2	2	4.4	2	1	1	1	0	23	13.4	
MIDDLE TENNESSEE	12/14/19	*	25	4-6	.667	3-5	.600	0-0	.000	0	2	2	4.0	2	1	3	0	1	11	13.0	
vs Southeastern Louisia	12-21-19	*	30	5-9	.556	3-7	.429	0-1	.000	3	2	5	4.1	2	1	1	1	0	13	13.0	
TENNESSEE TECH	12/29/19	*	24	3-6	.500	2-4	.500	0-0	.000	1	9	10	4.9	1	3	3	0	0	8	12.4	
at Wichita St.	01/04/20	*	21	2-5	.400	0-2	.000	3-3	1.000	1	3	4	4.8	4	0	4	0	0	7	11.8	
at Texas A&M	01/07/20	*	28	1-9	.111	0-6	.000	0-0	.000	1	2	3	4.6	3	1	0	0	0	2	10.8	
ARKANSAS	01-11-20	*	32	4-10	.400	1-5	.200	4-4	1.000	1	4	5	4.6	4	0	3	0	0	13	11.0	
at Florida	01/14/20	*	38	6-14	.429	2-7	.286	2-3	.667	1	10	11	5.2	2	0	4	0	2	16	11.4	
LSU	01/18/20	*	38	5-15	.333	3-8	.375	0-0	.000	3	1	4	5.1	2	4	1	0	0	13	11.5	
at Tennessee	01/21/20	*	30	2-11	.182	0-6	.000	0-3	.000	1	6	7	5.2	4	2	1	0	2	4	11.0	
at Georgia	01/25/20	*	36	3-6	.500	1-2	.500	2-2	1.000	1	5	6	5.3	4	1	3	2	0	9	10.9	
AUBURN	1/28/20	*	49	6-15	.400	3-8	.375	1-1	1.000	1	3	4	5.2	4	2	2	0	1	16	11.2	
at LSU	02/01/20	*	24	0-6	.000	0-4	.000	0-2	.000	1	2	3	5.1	5	2	2	0	0	0	10.5	
SOUTH CAROLINA	2/5/20	*	37	3-6	.500	2-3	.667	5-6	.833	1	6	7	5.2	2	2	1	1	1	13	10.7	
FLORIDA	02/08/20	*	36	3-8	.375	1-3	.333	2-2	1.000	0	6	6	5.2	4	3	3	0	1	9	10.6	
MISSISSIPPI ST.	02/11/20	*	34	2-8	.250	2-5	.400	0-0	.000	0	3	3	5.1	5	2	2	1	0	6	10.4	
Totals			19	633	70-175	.400	33-99	.333	34-49	.694	24	78	102	5.1	60	31	43	6	10	207	10.4

Games played: 20
 Minutes/game: 31.7
 Points/game: 10.4
 FG Pct: 40.0
 3FG Pct: 33.3
 FT Pct: 69.4

Rebounds/game: 5.1
 Assists/game: 1.6
 Turnovers/game: 2.2
 Assist/turnover ratio: 0.7
 Steals/game: 0.5
 Blocks/game: 0.3

FOUR FASTBREAK FACTS

1. Teammates with Austin Crowley at Sunrise Christian Academy
2. His brother Evan plays football at South Carolina and also was a member of the basketball team
3. Favorite TV show is Spongebob Squarepants
4. Class of 2018's top-ranked player in Kansas (247 Sports)

CAREER HIGHS

- POINTS**
26, at Mississippi St. (1/12/19)
- REBOUNDS**
11, at Florida (1/14/20)
- FIELD GOALS**
8, at Mississippi St. (1/12/19)
- FREE THROWS**
9, vs. CSU Bakersfield (12/7/19)
- THREE-POINTERS**
5, at Mississippi St. (1/12/19)
- ASSISTS**
4, 3x, MR: vs. LSU (1/18/20)
- STEALS**
3, vs. Auburn (1/9/19)
- BLOCKS**
2, at Georgia (1/25/20)

CAREER STATISTICS

Season	gp-gs	min/avg	Total		3-Point		F-Throws		Rebounds				Scoring							
			fg-fga	pct	fg-fga	pct	ft-fa	pct	off	def	tot	avg	pf	fo	ast	to	blk	stl	pts	avg
2018-19	32-31	767/24.0	88-217	.406	46-132	.348	42-57	.737	23	71	94	2.9	91	2	36	28	9	15	264	8.3
2019-20	20-19	633/31.7	70-175	.400	33-99	.333	34-49	.694	24	78	102	5.1	60	3	31	43	6	10	207	10.4
TOTAL	52-50	1400/26.9	158-392	.403	79-231	.342	76-106	.717	47	149	196	3.8	151	5	67	71	15	25	471	9.1

23 sammy HUNTER

FR.
F



Nassau Bahamas • B.C. Christian Academy (Canada)

6-9 • 230 • HS

Sport and Recreation Administration



Opponent	Date	gs	min	Total		3-Pointers		Free throws		Rebounds				pf	a	t/o	blk	stl	pts	avg
				fg-fga	pct	3fg-fga	pct	ft-fa	pct	off	def	tot	avg							
ARKANSAS STATE	11-8-19		17	0-2	.000	0-1	.000	0-0	.000	0	2	2	2.0	2	2	0	0	0	0	0.0
NORFOLK STATE	11-12-19		15	0-2	.000	0-0	.000	2-2	1.000	0	1	1	1.5	3	0	1	0	0	2	1.0
WESTERN MICHIGAN	11-15-19		27	4-6	.667	0-1	.000	0-0	.000	2	2	4	2.3	3	2	2	0	2	8	3.3
SEATTLE	11-19-19		24	1-5	.200	0-2	.000	4-4	1.000	2	2	4	2.8	0	0	1	0	0	6	4.0
at Memphis	11/23/19		12	2-3	.667	0-0	.000	0-0	.000	0	1	1	2.4	2	0	0	0	0	4	4.0
vs Penn St.	11/27/19		4	1-1	1.000	0-0	.000	1-1	1.000	0	0	0	2.0	3	0	0	0	0	3	3.8
vs Oklahoma St.	11/29/19		18	1-3	.333	0-0	.000	0-0	.000	0	3	3	2.1	2	2	1	0	0	2	3.6
BUTLER	12-3-19	*	31	1-3	.333	1-1	1.000	0-0	.000	2	0	2	2.1	1	0	2	0	1	3	3.5
CSU BAKERSFIELD	12/7/19		11	1-1	1.000	0-0	.000	1-2	.500	0	0	0	1.9	4	0	0	0	0	3	3.4
MIDDLE TENNESSEE	12/14/19		9	0-0	.000	0-0	.000	2-2	1.000	0	1	1	1.8	4	1	1	0	0	2	3.3
vs Southeastern Louisia	12-21-19		13	3-3	1.000	0-0	.000	1-2	.500	0	2	2	1.8	1	0	2	0	0	7	3.6
TENNESSEE TECH	12/29/19		12	2-3	.667	0-0	.000	0-0	.000	1	1	2	1.8	0	2	0	0	0	4	3.7
at Wichita St.	01/04/20		15	0-5	.000	0-1	.000	2-4	.500	0	1	1	1.8	2	0	0	0	0	2	3.5
at Texas A&M	01/07/20		7	1-3	.333	0-0	.000	0-0	.000	2	0	2	1.8	2	0	0	0	0	2	3.4
ARKANSAS	01-11-20		8	1-3	.333	0-0	.000	0-0	.000	0	0	0	1.7	2	0	0	0	0	2	3.3
at Florida	01/14/20		18	1-4	.250	0-2	.000	1-2	.500	0	0	0	1.6	4	0	0	0	0	3	3.3
at Tennessee	01/21/20		14	1-2	.500	0-0	.000	0-0	.000	1	0	1	1.5	1	0	1	0	0	2	3.2
at Georgia	01/25/20		2	0-1	.000	0-0	.000	0-0	.000	0	1	1	1.5	0	0	0	0	0	0	3.1
AUBURN	1/28/20		2	0-0	.000	0-0	.000	0-0	.000	0	1	1	1.5	0	0	0	0	0	0	2.9
at LSU	02/01/20		11	3-3	1.000	0-0	.000	0-0	.000	0	0	0	1.4	0	0	2	0	0	6	3.1
Totals		1	270	23-53	.434	1-8	.125	14-19	.737	10	18	28	1.4	36	9	13	0	3	61	3.1

Games played: 20
 Minutes/game: 13.5
 Points/game: 3.1
 FG Pct: 43.4
 3FG Pct: 12.5
 FT Pct: 73.7

Rebounds/game: 1.4
 Assists/game: 0.5
 Turnovers/game: 0.7
 Assist/turnover ratio: 0.7
 Steals/game: 0.2

FOUR FASTBREAK FACTS

1. Played his final year of high school basketball in Canada
2. MVP of 2019 Signature All-Canadian Showcase
3. Competed in the 2018 Central American and Caribbean Games for The Bahamas senior national team
4. Can play the snare drum

CAREER HIGHS

POINTS

8, vs. Western Michigan (11/15/19)

REBOUNDS

4, 2x, MR: vs. Seattle (11/19/19)

FIELD GOALS

4, vs. Western Michigan (11/15/19)

FREE THROWS

4, vs. Seattle (11/19/19)

THREE-POINTERS

1, vs. Butler (12/3/19)

ASSISTS

2, 4x, MR: vs. Tennessee Tech (12/29/19)

STEALS

2, vs. Western Michigan (11/15/19)

BLOCKS

CAREER STATISTICS

Season	gp-gs	min/avg	Total		3-Point		F-Throws		Rebounds				Scoring							
			fg-fga	pct	fg-fga	pct	ft-fa	pct	off	def	tot	avg	pf	fo	ast	to	blk	stl	pts	avg
2019-20	20-1	270/13.5	23-53	.434	1-8	.125	14-19	.737	10	18	28	1.4	36	0	9	13	0	3	61	3.1
TOTAL	20-1	270/13.5	23-53	.434	1-8	.125	14-19	.737	10	18	28	1.4	36	0	9	13	0	3	61	3.1

33 john MCBRIDE

R-FR.
G

Memphis, Tenn. • Memphis University School

6-7 • 211 • RS

Accountancy



Opponent	Date	gs	min	Total		3-Pointers		Free throws		Rebounds				pf	a	t/o	blk	stl	pts	avg
				fg-fga	pct	3fg-fga	pct	ft-fa	pct	off	def	tot	avg							
ARKANSAS STATE	11-8-19		3	0-0	.000	0-0	.000	0-0	.000	0	0	0	0.0	0	0	0	0	0	0	0.0
WESTERN MICHIGAN	11-15-19		2	0-2	.000	0-0	.000	0-0	.000	2	0	2	1.0	0	0	0	0	0	0	0.0
SEATTLE	11-19-19		1	0-0	.000	0-0	.000	0-0	.000	0	0	0	0.7	0	0	0	0	0	0	0.0
vs Oklahoma St.	11/29/19		2	0-1	.000	0-1	.000	0-0	.000	0	0	0	0.5	0	0	0	0	0	0	0.0
MIDDLE TENNESSEE	12/14/19		1	0-1	.000	0-0	.000	0-0	.000	0	0	0	0.4	0	0	0	0	0	0	0.0
TENNESSEE TECH	12/29/19		2	1-1	1.000	1-1	1.000	0-0	.000	0	0	0	0.3	0	0	1	0	0	3	0.5
at Tennessee	01/21/20		1	0-0	.000	0-0	.000	0-0	.000	0	1	1	0.4	0	0	0	1	0	0	0.4
MISSISSIPPI ST.	02/11/20		1	0-0	.000	0-0	.000	0-0	.000	0	0	0	0.4	0	0	0	0	0	0	0.4
Totals		0	13	1-5	.200	1-2	.500	0-0	.000	2	1	3	0.4	0	0	1	1	0	3	0.4

Games played: 8
 Minutes/game: 1.6
 Points/game: 0.4
 FG Pct: 20.0
 3FG Pct: 50.0

Rebounds/game: 0.4
 Turnovers/game: 0.1
 Blocks/game: 0.1

FOUR FASTBREAK FACTS

- Highest GPA on the team (3.94)
- Chose Ole Miss for its accounting school
- First team all-state as a high school senior
- Enjoys snow skiing

CAREER HIGHS

POINTS

3, vs. Tennessee Tech (12/29/19)

REBOUNDS

2, vs. Western Michigan (11/15/19)

FIELD GOALS

1, vs. Tennessee Tech (12/29/19)

FREE THROWS

THREE-POINTERS

1, vs. Tennessee Tech (12/29/19)

ASSISTS

STEALS

BLOCKS

1, at Tennessee (1/21/20)

CAREER STATISTICS

Season	gp-gs	min/avg	Total		3-Point		F-Throws		Rebounds				Scoring							
			fg-fga	pct	fg-fga	pct	ft-fa	pct	off	def	tot	avg	pf	fo	ast	to	blk	stl	pts	avg
2019-20	8-0	13/1.6	1-5	.200	1-2	.500	0-0	.000	2	1	3	0.4	0	0	0	1	1	0	3	0.4
TOTAL	8-0	13/1.6	1-5	.200	1-2	.500	0-0	.000	2	1	3	0.4	0	0	0	1	1	0	3	0.4

11 franco MILLER JR.

R-FR.
G

Freeport, Bahamas • Crestwood Prep (Canada)

6-3 • 202 • RS

Sport and Recreation Administration



Opponent	Date	gs	min	Total		3-Pointers		Free throws		Rebounds				pf	a	t/o	blk	stl	pts	avg
				fg-fga	pct	3fg-fga	pct	ft-fa	pct	off	def	tot	avg							
ARKANSAS STATE	11-8-19		12	1-3	.333	1-2	.500	1-2	.500	0	1	1	1.0	0	1	1	0	1	4	4.0
NORFOLK STATE	11-12-19		1	0-0	.000	0-0	.000	0-0	.000	0	0	0	0.5	0	0	0	0	0	2	2.0
WESTERN MICHIGAN	11-15-19		4	0-1	.000	0-1	.000	0-0	.000	0	1	1	0.7	0	2	0	0	0	1.3	
SEATTLE	11-19-19		6	0-2	.000	0-2	.000	0-0	.000	0	1	1	0.8	0	0	1	0	0	1.0	
vs Oklahoma St.	11/29/19		4	0-1	.000	0-1	.000	0-0	.000	0	2	2	1.0	0	2	0	0	0	0.8	
MIDDLE TENNESSEE	12/14/19		12	0-0	.000	0-0	.000	0-0	.000	0	0	0	0.8	0	0	0	0	0	0.7	
vs Southeastern Louisia	12-21-19		9	0-2	.000	0-1	.000	0-0	.000	0	2	2	1.0	1	0	0	0	0	0.6	
TENNESSEE TECH	12/29/19		3	0-1	.000	0-1	.000	0-0	.000	0	0	0	0.9	0	0	1	0	0	0.5	
at Wichita St.	01/04/20		16	1-2	.500	0-1	.000	0-0	.000	0	2	2	1.0	2	1	0	0	2	0.7	
at Texas A&M	01/07/20		16	0-1	.000	0-1	.000	0-0	.000	3	3	6	1.5	2	2	0	0	0	0.6	
ARKANSAS	01-11-20		24	0-1	.000	0-1	.000	0-0	.000	0	0	0	1.4	4	0	3	0	0	0.5	
at Florida	01/14/20	*	16	0-2	.000	0-1	.000	0-0	.000	0	1	1	1.3	0	0	2	0	0	0.5	
at Tennessee	01/21/20		5	0-1	.000	0-1	.000	0-0	.000	0	1	1	1.3	1	0	0	0	0	0.5	
at LSU	02/01/20		0	0-0	.000	0-0	.000	0-0	.000	0	0	0	1.2	1	0	0	0	0	0.4	
MISSISSIPPI ST.	02/11/20		1	0-0	.000	0-0	.000	0-0	.000	0	0	0	1.1	0	0	0	0	0	0.4	
Totals		1	129	2-17	.118	1-13	.077	1-2	.500	3	14	17	1.1	11	6	10	0	1	6	0.4

Games played: 15
 Minutes/game: 8.6
 Points/game: 0.4
 FG Pct: 11.8
 3FG Pct: 7.7
 FT Pct: 50.0

Rebounds/game: 1.1
 Assists/game: 0.4
 Turnovers/game: 0.7
 Assist/turnover ratio: 0.6
 Steals/game: 0.1

FOUR FASTBREAK FACTS

1. Father able to watch him play in person for first time in 3 years at 2019-20 season opener
2. Led a supplies drive for his native Bahamas following the devastation left by Hurricane Dorian
3. Moved from The Bahamas to Canada for his senior year
4. Favorite food is pizza

CAREER HIGHS

POINTS

4, vs. Arkansas State (11/8/19)

REBOUNDS

6, at Texas A&M (1/7/20)

FIELD GOALS

1, 2x, MR: at Wichita State (1/4/20)

FREE THROWS

1, vs. Arkansas State (11/8/19)

THREE-POINTERS

1, vs. Arkansas State (11/8/19)

ASSISTS

2, 2x, MR: at Texas A&M (1/7/20)

STEALS

1, vs. Arkansas State (11/8/19)

BLOCKS

CAREER STATISTICS

Season	gp-gs	min/avg	Total		3-Point		F-Throws		Rebounds				Scoring							
			fg-fga	pct	fg-fga	pct	ft-fa	pct	off	def	tot	avg	pf	fo	ast	to	blk	stl	pts	avg
2019-20	15-1	129/8.6	2-17	.118	1-13	.077	1-2	.500	3	14	17	1.1	11	0	6	10	0	1	6	0.4
TOTAL	15-1	129/8.6	2-17	.118	1-13	.077	1-2	.500	3	14	17	1.1	11	0	6	10	0	1	6	0.4

15 Luis RODRIGUEZ

SO.
G/F

Los Angeles, Calif. • Woodstock Academy (Conn.)

6-6 • 211 • 1L

Sport and Recreation Administration



Opponent	Date	gs	min	Total		3-Pointers		Free throws		Rebounds				pf	a	t/o	blk	stl	pts	avg	
				fg-fga	pct	3fg-fga	pct	ft-fa	pct	off	def	tot	avg								
ARKANSAS STATE	11-8-19	*	25	2-8	.250	0-3	.000	1-2	.500	2	4	6	6.0	1	3	1	1	3	5	5.0	
NORFOLK STATE	11-12-19	*	24	2-2	1.000	0-0	.000	1-4	.250	2	3	5	5.5	1	1	0	1	2	5	5.0	
WESTERN MICHIGAN	11-15-19	*	26	3-4	.750	0-0	.000	4-4	1.000	1	5	6	5.7	2	2	2	0	0	10	6.7	
SEATTLE	11-19-19	*	21	2-7	.286	0-4	.000	5-6	.833	2	2	4	5.3	1	4	0	0	0	9	7.3	
at Memphis	11/23/19	*	19	0-3	.000	0-0	.000	0-0	.000	4	1	5	5.2	0	3	0	0	0	0	5.8	
Totals			5	115	9-24	.375	0-7	.000	11-16	.688	11	15	26	5.2	5	13	3	2	5	29	5.8

Games played: 5
 Minutes/game: 23.0
 Points/game: 5.8
 FG Pct: 37.5
 3FG Pct: 0.0
 FT Pct: 68.8

Rebounds/game: 5.2
 Assists/game: 2.6
 Turnovers/game: 0.6
 Assist/turnover ratio: 4.3
 Steals/game: 1.0
 Blocks/game: 0.4

FOUR FASTBREAK FACTS

- Moved across the country for his final year of high school
- His high school team held a No. 3 national ranking during his senior season
- Has five siblings
- Favorite TV show is Stranger Things

CAREER HIGHS

- POINTS**
 10, vs. Western Michigan (11/15/19)
- REBOUNDS**
 6, 2x, MR: vs. Western Michigan (11/15/19)
- FIELD GOALS**
 3, vs. Western Michigan (11/15/19)
- FREE THROWS**
 5, vs. Seattle (11/19/19)
- THREE-POINTERS**
- ASSISTS**
 4, vs. Seattle (11/19/19)
- STEALS**
 3, vs. Arkansas State (11/8/19)
- BLOCKS**
 2, 2x, MR: vs. Norfolk State (11/12/19)

CAREER STATISTICS

Season	gp-gs	min/avg	Total		3-Point		F-Throws		Rebounds				Scoring							
			fg-fga	pct	fg-fga	pct	ft-fa	pct	off	def	tot	avg	pf	fo	ast	to	blk	stl	pts	avg
2018-19	25-0	152/6.1	10-22	.455	0-2	.000	7-8	.875	10	17	27	1.1	15	0	15	7	7	5	27	1.1
2019-20	5-5	115/23.0	9-24	.375	0-7	.000	11-16	.688	11	15	26	5.2	5	0	13	3	2	5	29	5.8
TOTAL	30-5	267/8.9	19-46	.413	0-9	.000	18-24	.750	21	32	53	1.8	20	0	28	10	9	10	56	1.9

2 devontae SHULER

JR.
G

Irmo, S.C. • Oak Hill Academy

6-2 • 190 • 2L

General Studies



Opponent	Date	gs	min	Total		3-Pointers		Free throws		Rebounds				pf	a	t/o	blk	stl	pts	avg	
				fg-fga	pct	3fg-fga	pct	ft-fa	pct	off	def	tot	avg								
ARKANSAS STATE	11-8-19	*	28	7-11	.636	3-7	.429	3-4	.750	1	2	3	3.0	1	1	4	0	2	20	20.0	
NORFOLK STATE	11-12-19	*	33	5-10	.500	2-4	.500	0-2	.000	0	4	4	3.5	2	5	5	0	4	12	16.0	
WESTERN MICHIGAN	11-15-19	*	26	6-12	.500	1-3	.333	3-3	1.000	1	3	4	3.7	1	3	1	3	1	16	16.0	
SEATTLE	11-19-19	*	24	2-4	.500	1-1	1.000	1-2	.500	2	2	4	3.8	1	2	2	0	2	6	13.5	
at Memphis	11/23/19	*	31	3-11	.273	2-6	.333	1-3	.333	0	3	3	3.6	3	1	2	0	3	9	12.6	
vs Penn St.	11/27/19	*	26	0-5	.000	0-0	.000	0-0	.000	0	3	3	3.5	0	3	2	0	1	0	10.5	
vs Oklahoma St.	11/29/19	*	30	1-8	.125	0-3	.000	1-2	.500	1	6	7	4.0	0	5	2	0	1	3	9.4	
BUTLER	12-3-19	*	37	2-10	.200	1-4	.250	2-2	1.000	0	4	4	4.0	2	6	2	1	0	7	9.1	
CSU BAKERSFIELD	12/7/19	*	36	6-12	.500	3-7	.429	0-0	.000	1	3	4	4.0	1	6	0	0	1	15	9.8	
MIDDLE TENNESSEE	12/14/19	*	35	3-6	.500	1-1	1.000	3-4	.750	0	5	5	4.1	1	9	3	0	2	10	9.8	
vs Southeastern Louisia	12-21-19	*	36	4-8	.500	1-5	.200	2-5	.400	1	3	4	4.1	3	6	0	2	2	11	9.9	
TENNESSEE TECH	12/29/19	*	33	8-12	.667	2-5	.400	2-3	.667	0	5	5	4.2	0	5	2	1	0	20	10.8	
at Wichita St.	01/04/20	*	39	4-12	.333	2-5	.400	2-3	.667	3	2	5	4.2	2	2	4	0	2	12	10.8	
at Texas A&M	01/07/20	*	40	5-18	.278	1-5	.200	1-2	.500	1	4	5	4.3	2	6	3	0	2	12	10.9	
ARKANSAS	01-11-20	*	36	4-11	.364	0-4	.000	2-2	1.000	2	9	11	4.7	3	2	2	1	2	10	10.9	
at Florida	01/14/20	*	35	2-7	.286	0-3	.000	1-2	.500	0	3	3	4.6	2	1	4	0	2	5	10.5	
LSU	01/18/20	*	32	2-7	.286	2-5	.400	0-3	.000	0	4	4	4.6	1	2	1	0	3	6	10.2	
at Tennessee	01/21/20	*	29	5-10	.500	1-4	.250	0-0	.000	0	5	5	4.6	2	1	0	0	1	11	10.3	
at Georgia	01/25/20	*	32	1-5	.200	0-0	.000	1-2	.500	0	6	6	4.7	2	2	2	0	2	3	9.9	
AUBURN	1/28/20	*	48	6-10	.600	1-3	.333	13-18	.722	1	4	5	4.7	2	5	3	0	3	26	10.7	
at LSU	02/01/20	*	36	8-17	.471	5-9	.556	7-7	1.000	1	6	7	4.8	3	1	1	0	2	28	11.5	
SOUTH CAROLINA	2/5/20	*	29	3-7	.429	1-3	.333	0-2	.000	0	1	1	4.6	4	4	0	1	7	11.3		
FLORIDA	02/08/20	*	35	5-9	.556	2-5	.400	2-2	1.000	0	3	3	4.6	0	5	2	0	3	14	11.4	
MISSISSIPPI ST.	02/11/20	*	38	5-11	.455	2-4	.500	4-5	.800	2	4	6	4.6	1	3	0	0	2	16	11.6	
Totals			24	804	97-233	.416	34-96	.354	51-78	.654	17	94	111	4.6	39	86	51	8	44	279	11.6

Games played: 24
 Minutes/game: 33.5
 Points/game: 11.6
 FG Pct: 41.6
 3FG Pct: 35.4
 FT Pct: 65.4

Rebounds/game: 4.6
 Assists/game: 3.6
 Turnovers/game: 2.1
 Assist/turnover ratio: 1.7
 Steals/game: 1.8
 Blocks/game: 0.3

FOUR FASTBREAK FACTS

1. AAU teammates with the top two picks in the 2019 NBA Draft - Zion Williamson and Ja Morant
2. Teammates with fellow Rebel Khadim Sy at Oak Hill Academy
3. Has 5 brothers, 1 who plays at Charleston Southern, and 2 sisters
4. Holds Ole Miss record for steals by a sophomore (56)

CAREER HIGHS

- POINTS**
28, at LSU (2/1/20)
- REBOUNDS**
11, vs. Arkansas (1/11/20)
- FIELD GOALS**
9, vs. Cincinnati (11/24/18)
- FREE THROWS**
13, vs. Auburn (1/28/20)
- THREE-POINTERS**
5, at LSU (2/1/20)
- ASSISTS**
9, vs. Middle Tennessee (12/14/19)
- STEALS**
5, vs. Missouri (2/16/19)
- BLOCKS**
3, vs. Western Michigan (11/15/19)

CAREER STATISTICS

Season	gp-gs	min/avg	Total		3-Point		F-Throws		Rebounds				Scoring							
			fg-fga	pct	fg-fga	pct	ft-fa	pct	off	def	tot	avg	pf	fo	ast	to	blk	stl	pts	avg
2017-18	32-9	603/18.8	74-210	.352	30-116	.259	15-20	.750	26	61	87	2.7	33	0	34	25	3	32	193	6.0
2018-19	33-31	1063/32.2	119-260	.458	51-127	.402	51-62	.823	25	112	137	4.2	50	0	100	59	7	56	340	10.3
2019-20	24-24	804/33.5	97-233	.416	34-96	.354	51-78	.654	17	94	111	4.6	39	0	86	51	8	44	279	11.6
TOTAL	89-64	2470/27.8	290-703	.413	115-339	.339	117-160	.731	68	267	335	3.8	122	0	220	135	18	132	812	9.1

3

khadim SY

Dakar, Senegal • Daytona State

6-10 • 244 • JC

General Studies

JR.
F

Opponent	Date	gs	min	Total		3-Pointers		Free throws		Rebounds				pf	a	t/o	blk	stl	pts	avg	
				fg-fga	pct	3fg-fga	pct	ft-fa	pct	off	def	tot	avg								
ARKANSAS STATE	11-8-19	*	20	3-6	.500	0-0	.000	2-2	1.000	2	2	4	4.0	3	1	1	0	1	8	8.0	
NORFOLK STATE	11-12-19	*	25	1-3	.333	0-0	.000	0-0	.000	1	6	7	5.5	4	2	0	2	0	2	5.0	
WESTERN MICHIGAN	11-15-19	*	20	3-5	.600	0-0	.000	2-2	1.000	1	1	2	4.3	4	0	2	1	1	8	6.0	
SEATTLE	11-19-19	*	19	2-6	.333	1-2	.500	2-2	1.000	1	3	4	4.3	4	1	0	1	1	7	6.3	
at Memphis	11/23/19	*	20	3-6	.500	1-1	1.000	2-2	1.000	3	3	6	4.6	5	2	1	2	2	9	6.8	
vs Penn St.	11/27/19	*	25	3-8	.375	0-1	.000	2-3	.667	2	6	8	5.2	4	1	2	0	0	8	7.0	
vs Oklahoma St.	11/29/19	*	15	2-2	1.000	0-0	.000	0-0	.000	1	0	1	4.6	2	0	1	0	1	4	6.6	
BUTLER	12-3-19		18	6-9	.667	0-1	.000	0-3	.000	0	4	4	4.5	2	3	0	0	0	12	7.3	
CSU BAKERSFIELD	12/7/19	*	17	4-5	.800	1-1	1.000	1-3	.333	2	5	7	4.8	5	0	1	0	1	10	7.6	
MIDDLE TENNESSEE	12/14/19	*	31	4-9	.444	0-2	.000	2-4	.500	2	5	7	5.0	3	2	2	0	1	10	7.8	
vs Southeastern Louisia	12-21-19	*	27	7-11	.636	1-2	.500	5-5	1.000	2	5	7	5.2	2	0	2	1	0	20	8.9	
TENNESSEE TECH	12/29/19	*	18	4-7	.571	0-2	.000	3-6	.500	1	2	3	5.0	3	1	2	0	1	11	9.1	
at Wichita St.	01/04/20	*	23	4-8	.500	0-1	.000	4-5	.800	2	3	5	5.0	2	0	2	3	0	12	9.3	
at Texas A&M	01/07/20	*	24	1-5	.200	0-1	.000	1-2	.500	2	1	3	4.9	4	0	1	0	1	3	8.9	
ARKANSAS	01-11-20	*	19	1-2	.500	0-0	.000	6-6	1.000	2	6	8	5.1	1	1	4	1	0	8	8.8	
LSU	01/18/20	*	29	5-8	.625	0-1	.000	0-1	.000	1	5	6	5.1	5	1	2	1	1	10	8.9	
at Tennessee	01/21/20	*	11	1-4	.250	0-0	.000	0-0	.000	1	4	5	5.1	5	0	2	0	0	2	8.5	
at Georgia	01/25/20	*	28	6-12	.500	1-1	1.000	3-4	.750	2	2	4	5.1	3	0	2	1	0	16	8.9	
AUBURN	1/28/20	*	37	5-10	.500	0-3	.000	3-4	.750	2	5	7	5.2	5	2	2	1	1	13	9.1	
at LSU	02/01/20		22	4-8	.500	1-2	.500	2-2	1.000	2	4	6	5.2	5	0	0	1	0	11	9.2	
SOUTH CAROLINA	2/5/20	*	28	4-9	.444	0-1	.000	2-3	.667	1	7	8	5.3	4	0	1	1	1	10	9.2	
FLORIDA	02/08/20	*	22	2-8	.250	0-1	.000	2-2	1.000	1	3	4	5.3	3	0	0	1	1	6	9.1	
MISSISSIPPI ST.	02/11/20	*	29	7-12	.583	0-0	.000	4-6	.667	4	4	8	5.4	5	0	1	1	0	18	9.5	
Totals			21	527	82-163	.503	6-23	.261	48-67	.716	38	86	124	5.4	83	17	31	18	14	218	9.5

Games played: 23
 Minutes/game: 22.9
 Points/game: 9.5
 FG Pct: 50.3
 3FG Pct: 26.1
 FT Pct: 71.6

Rebounds/game: 5.4
 Assists/game: 0.7
 Turnovers/game: 1.3
 Assist/turnover ratio: 0.5
 Steals/game: 0.6
 Blocks/game: 0.8

FOUR FASTBREAK FACTS

- Began his college career at Virginia Tech
- High school teammates with fellow Rebel Devontae Shuler at Oak Hill Academy
- Led Oak Hill to 42-1 record, making the game-winning bucket in the national title game
- Favorite TV show is Family Guy

CAREER HIGHS

- POINTS**
 20, vs. Southeastern Louisiana (11/21/19)
- REBOUNDS**
 8, 4x, MR: vs. Mississippi St. (2/11/20)
- FIELD GOALS**
 7, 2x, MR: vs. Mississippi St. (2/11/20)
- FREE THROWS**
 6, vs. Arkansas (1/11/20)
- THREE-POINTERS**
 1, 6x, MR: at LSU (2/1/20)
- ASSISTS**
 3, vs. Butler (12/3/19)
- STEALS**
 2, at Memphis (11/23/19)
- BLOCKS**
 3, at Wichita State (1/4/20)

CAREER STATISTICS

Season	gp-gs	min/avg	Total		3-Point		F-Throws		Rebounds				Scoring							
			fg-fga	pct	fg-fga	pct	ft-fa	pct	off	def	tot	avg	pf	fo	ast	to	blk	stl	pts	avg
2019-20	23-21	527/22.9	82-163	.503	6-23	.261	48-67	.716	38	86	124	5.4	83	7	17	31	18	14	218	9.5
TOTAL	23-21	527/22.9	82-163	.503	6-23	.261	48-67	.716	38	86	124	5.4	83	7	17	31	18	14	218	9.5


4 breiin TYREE

Somerset, N.J. • St. Joseph HS

6-2 • 195 • 3L

General Studies

SR.
G




Opponent	Date	gs	min	Total		3-Pointers		Free throws		Rebounds			pf	a	t/o	blk	stl	pts	avg		
				fg-fga	pct	3fg-fga	pct	ft-fa	pct	off	def	tot								avg	
ARKANSAS STATE	11-8-19	*	25	2-9	.222	1-7	.143	1-2	.500	0	2	2	2.0	0	4	2	0	3	6	6.0	
NORFOLK STATE	11-12-19	*	36	8-18	.444	2-8	.250	3-3	1.000	0	3	3	2.5	0	3	1	0	3	21	13.5	
WESTERN MICHIGAN	11-15-19	*	29	7-16	.438	1-4	.250	5-6	.833	1	3	4	3.0	1	3	2	0	1	20	15.7	
SEATTLE	11-19-19	*	25	3-8	.375	0-2	.000	4-4	1.000	1	5	6	3.8	1	5	1	0	1	10	14.3	
at Memphis	11/23/19	*	35	7-20	.350	2-7	.286	8-10	.800	0	4	4	3.8	3	4	6	0	1	24	16.2	
vs Penn St.	11/27/19	*	33	7-18	.389	1-7	.143	3-5	.600	0	5	5	4.0	1	0	3	1	0	18	16.5	
vs Oklahoma St.	11/29/19	*	28	3-11	.273	1-4	.250	0-0	.000	1	4	5	4.1	1	0	5	0	0	7	15.1	
BUTLER	12-3-19		18	8-16	.500	4-8	.500	2-3	.667	1	7	8	4.6	3	1	2	0	2	22	16.0	
CSU BAKERSFIELD	12/7/19	*	38	4-10	.400	1-4	.250	11-14	.786	1	1	2	4.3	2	6	1	0	1	20	16.4	
MIDDLE TENNESSEE	12/14/19	*	37	11-20	.550	8-11	.727	4-5	.800	0	5	5	4.4	0	4	2	1	2	34	18.2	
vs Southeastern Louisiana	12-21-19	*	37	5-15	.333	2-8	.250	2-4	.500	1	0	1	4.1	2	5	2	0	0	14	17.8	
TENNESSEE TECH	12/29/19	*	30	4-10	.400	1-6	.167	0-2	.000	0	3	3	4.0	3	3	0	0	0	9	17.1	
at Wichita St.	01/04/20	*	32	2-9	.222	1-2	.500	4-4	1.000	0	3	3	3.9	3	2	2	0	0	9	16.5	
at Texas A&M	01/07/20	*	33	10-19	.526	6-13	.462	0-1	.000	0	3	3	3.9	3	2	4	0	2	26	17.1	
ARKANSAS	01-11-20	*	39	8-20	.400	2-3	.667	9-10	.900	0	3	3	3.8	3	1	1	0	2	27	17.8	
LSU	01/18/20	*	39	12-20	.600	3-6	.500	9-9	1.000	0	3	3	3.8	4	4	2	0	2	36	18.9	
at Tennessee	01/21/20	*	38	7-22	.318	3-9	.333	1-2	.500	0	3	3	3.7	3	0	3	0	1	18	18.9	
at Georgia	01/25/20	*	37	8-15	.533	1-2	.500	3-5	.600	0	4	4	3.7	3	4	2	0	3	20	18.9	
AUBURN	1/28/20	*	32	2-8	.250	1-3	.333	3-5	.600	0	3	3	3.7	5	3	2	0	1	8	18.4	
at LSU	02/01/20	*	33	2-10	.200	0-4	.000	5-6	.833	0	2	2	3.6	3	2	1	0	1	9	17.9	
SOUTH CAROLINA	2/5/20	*	40	12-21	.571	3-5	.600	11-13	.846	0	3	3	3.6	2	2	1	0	2	38	18.9	
FLORIDA	02/08/20	*	39	9-19	.474	4-6	.667	1-2	.500	0	4	4	3.6	0	0	3	0	2	23	19.0	
MISSISSIPPI ST.	02/11/20	*	35	13-22	.591	4-10	.400	10-11	.909	0	5	5	3.7	2	4	1	1	2	40	20.0	
Totals			22	768	154-356	.433	52-139	.374	99-126	.786	6	78	84	3.7	48	62	49	3	32	459	20.0

Games played: 23
 Minutes/game: 33.4
 Points/game: 20.0
 FG Pct: 43.3
 3FG Pct: 37.4
 FT Pct: 78.6

Rebounds/game: 3.7
 Assists/game: 2.7
 Turnovers/game: 2.1
 Assist/turnover ratio: 1.3
 Steals/game: 1.4
 Blocks/game: 0.1

FOUR FASTBREAK FACTS

1. Chair of the SEC Men's Basketball Leadership Council
2. As a kid, recruited by European professional soccer clubs
3. Cousin of former NFL wide receiver David Tyree
4. High school teammates with NBA players Karl-Anthony Towns and Wade Baldwin

CAREER HIGHS

- POINTS**
 40, vs. Mississippi St. (2/11/20)
- REBOUNDS**
 8, 2x, MR: vs. Butler (12/3/19)
- FIELD GOALS**
 13, vs. Mississippi St. (2/11/20)
- FREE THROWS**
 13, vs. Baylor (11/23/18)
- THREE-POINTERS**
 8, vs. Middle Tennessee (12/14/19)
- ASSISTS**
 7, at Kentucky (2/28/18)
- STEALS**
 4, vs. FGCU (12/29/18)
- BLOCKS**
 2, 2x, MR: at South Carolina (2/19/19)

CAREER STATISTICS

Season	gp-gs	min/avg	Total		3-Point		F-Throws		Rebounds				Scoring							
			fg-fga	pct	fg-fga	pct	ft-fa	pct	off	def	tot	avg	pf	fo	ast	to	blk	stl	pts	avg
2016-17	34-23	651/19.1	85-228	.373	27-87	.310	52-74	.703	9	55	64	1.9	53	0	65	71	0	22	249	7.3
2017-18	32-23	807/25.2	122-310	.394	47-132	.356	56-80	.700	11	59	70	2.2	64	1	90	58	9	22	347	10.8
2018-19	33-33	1117/33.8	197-429	.459	69-184	.375	128-154	.831	11	86	97	2.9	65	2	92	80	14	32	591	17.9
2019-20	23-22	768/33.4	154-356	.433	52-139	.374	99-126	.786	6	78	84	3.7	48	1	62	49	3	32	459	20.0
TOTAL	122-101	3343/27.4	558-1323	.422	195-542	.360	335-434	.772	37	278	315	2.6	230	4	309	258	26	108	1646	13.5


13 bryce WILLIAMS

JR. G

Tampa, Fla. • Daytona State

6-2 • 178 • JC

General Studies




Opponent	Date	gs	min	Total		3-Pointers		Free throws		Rebounds				pf	a	t/o	blk	stl	pts	avg
				fg-fga	pct	3fg-fga	pct	ft-fa	pct	off	def	tot	avg							
ARKANSAS STATE	11-8-19	14	1-1	1.000	0-0	.000	0-0	.000	0	1	1	1.0	2	2	2	0	0	2	2.0	
NORFOLK STATE	11-12-19	6	0-1	.000	0-0	.000	0-0	.000	0	0	0	0.5	1	1	0	0	0	0	1.0	
WESTERN MICHIGAN	11-15-19	14	2-3	.667	0-1	.000	1-3	.333	0	0	0	0.3	1	0	1	0	1	5	2.3	
SEATTLE	11-19-19	22	2-2	1.000	1-1	1.000	3-3	1.000	0	1	1	0.5	2	2	4	0	0	8	3.8	
at Memphis	11/23/19	10	1-4	.250	1-2	.500	4-4	1.000	0	0	0	0.4	2	1	1	0	0	7	4.4	
vs Penn St.	11/27/19	20	3-6	.500	3-3	1.000	6-6	1.000	1	0	1	0.5	1	1	2	1	1	15	6.2	
vs Oklahoma St.	11/29/19	14	1-4	.250	0-2	.000	0-2	.000	0	0	0	0.4	2	0	1	1	1	2	5.6	
BUTLER	12-3-19	*	32	1-3	.333	0-1	.000	0-0	.000	0	1	0.5	3	1	0	0	0	2	5.1	
CSU BAKERSFIELD	12/7/19	6	0-0	.000	0-0	.000	0-0	.000	0	0	0	0.4	1	0	2	0	0	0	4.6	
MIDDLE TENNESSEE	12/14/19	5	1-1	1.000	0-0	.000	0-0	.000	0	1	1	0.5	1	2	1	0	0	2	4.3	
vs Southeastern Louisia	12-21-19	3	1-1	1.000	0-0	.000	2-2	1.000	0	1	1	0.5	0	0	0	0	1	4	4.3	
TENNESSEE TECH	12/29/19	8	0-0	.000	0-0	.000	0-0	.000	0	0	0	0.5	2	1	0	0	0	0	3.9	
at Florida	01/14/20	17	1-1	1.000	0-0	.000	0-0	.000	0	0	0	0.5	5	1	1	0	0	2	3.8	
LSU	01/18/20	17	1-4	.250	1-1	1.000	0-0	.000	0	2	2	0.6	2	1	1	0	1	3	3.7	
at Tennessee	01/21/20	16	1-3	.333	1-2	.500	2-2	1.000	1	0	1	0.6	1	0	0	0	1	5	3.8	
at Georgia	01/25/20	26	3-4	.750	2-3	.667	0-0	.000	0	0	0	0.6	3	0	1	0	1	8	4.1	
AUBURN	1/28/20	27	1-3	.333	0-1	.000	2-2	1.000	2	2	4	0.8	3	2	4	0	1	4	4.1	
at LSU	02/01/20	*	24	0-3	.000	0-1	.000	1-2	.500	0	2	2	0.8	4	2	1	0	1	1	3.9
SOUTH CAROLINA	2/5/20	8	1-3	.333	0-0	.000	2-2	1.000	0	1	1	0.8	3	1	2	0	1	4	3.9	
FLORIDA	02/08/20	8	0-2	.000	0-0	.000	0-0	.000	0	1	1	0.9	0	1	0	0	0	0	3.7	
MISSISSIPPI ST.	02/11/20	5	0-0	.000	0-0	.000	0-0	.000	0	0	0	0.8	1	0	2	0	0	0	3.5	
Totals		2	302	21-49	.429	9-18	.500	23-28	.821	4	13	17	0.8	40	19	26	2	10	74	3.5

Games played: 21
 Minutes/game: 14.4
 Points/game: 3.5
 FG Pct: 42.9
 3FG Pct: 50.0
 FT Pct: 82.1

Rebounds/game: 0.8
 Assists/game: 0.9
 Turnovers/game: 1.2
 Assist/turnover ratio: 0.7
 Steals/game: 0.5
 Blocks/game: 0.1

FOUR FASTBREAK FACTS

1. Teammates with fellow Rebel Khadim Sy at Daytona State
2. Led Daytona State in free throw percentage last season (82.5%)
3. Averaged 28 ppg as a senior at South Sumter High School
4. Has four siblings

CAREER HIGHS

- POINTS**
 15, vs. Penn State (11/27/19)
- REBOUNDS**
 4, vs. Auburn (1/28/20)
- FIELD GOALS**
 3, 2x, MR: at Georgia (1/25/20)
- FREE THROWS**
 6, vs. Penn State (11/27/19)
- THREE-POINTERS**
 3, vs. Penn State (11/27/19)
- ASSISTS**
 2, 5x, MR: at LSU (2/1/20)
- STEALS**
 1, 10x, MR: vs. South Carolina (2/5/20)
- BLOCKS**
 1, 2x, MR: vs. Oklahoma State (11/29/19)

CAREER STATISTICS

Season	gp-gs	min/avg	Total		3-Point		F-Throws		Rebounds				Scoring							
			fg-fga	pct	fg-fga	pct	ft-fa	pct	off	def	tot	avg	pf	fo	ast	to	blk	stl	pts	avg
2019-20	21-2	302/14.4	21-49	.429	9-18	.500	23-28	.821	4	13	17	0.8	40	1	19	26	2	10	74	3.5
TOTAL	21-2	302/14.4	21-49	.429	9-18	.500	23-28	.821	4	13	17	0.8	40	1	19	26	2	10	74	3.5



2019-20 Ole Miss Basketball
Ole Miss Combined Team Statistics (as of Feb 11, 2020)
All games



RECORD:	OVERALL	HOME	AWAY	NEUTRAL
ALL GAMES	13-11	10-4	1-6	2-1
CONFERENCE	4-7	3-3	1-4	0-0
NON-CONFERENCE	9-4	7-1	0-2	2-1

#	Player	gp-gs	min	avg	Total		3-Point		F-Throw		Rebounds				pf	dq	a	to	blk	stl	pts	avg	
					fg-fga	fg%	3fg-fga	3fg%	ft-fa	ft%	off	def	tot	avg									
04	Tyree,Breain	23-22	768	33.4	154-356	.433	52-139	.374	99-126	.786	6	78	84	3.7	48	1	62	49	3	32	459	20.0	
02	Shuler,Devontae	24-24	804	33.5	97-233	.416	34-96	.354	51-78	.654	17	94	111	4.6	39	0	86	51	8	44	279	11.6	
00	Hinson,Blake	20-19	633	31.7	70-175	.400	33-99	.333	34-49	.694	24	78	102	5.1	60	3	31	43	6	10	207	10.4	
05	Buffen,KJ	24-24	701	29.2	87-168	.518	4-18	.222	54-78	.692	47	99	146	6.1	75	5	39	39	21	35	232	9.7	
03	Sy,Khadim	23-21	527	22.9	82-163	.503	6-23	.261	48-67	.716	38	86	124	5.4	83	7	17	31	18	14	218	9.5	
15	Rodriguez,Luis	5-5	115	23.0	9-24	.375	0-7	.000	11-16	.688	11	15	26	5.2	5	0	13	3	2	5	29	5.8	
13	Williams,Bryce	21-2	302	14.4	21-49	.429	9-18	.500	23-28	.821	4	13	17	0.8	40	1	19	26	2	10	74	3.5	
01	Crowley,Austin	24-1	372	15.5	26-68	.382	10-30	.333	13-18	.722	10	26	36	1.5	30	1	36	23	1	11	75	3.1	
23	Hunter,Sammy	20-1	270	13.5	23-53	.434	1-8	.125	14-19	.737	10	18	28	1.4	36	0	9	13	0	3	61	3.1	
14	Collum,Antavion	18-0	177	9.8	5-20	.250	2-13	.154	7-11	.636	5	21	26	1.4	22	0	6	7	0	7	19	1.1	
10	Curry,Carlos	14-0	67	4.8	6-14	.429	0-0	.000	0-0	.000	3	7	10	0.7	13	0	2	3	2	3	12	0.9	
11	Miller,Franco	15-1	129	8.6	2-17	.118	1-13	.077	1-2	.500	3	14	17	1.1	11	0	6	10	0	1	6	0.4	
33	McBride,John	8-0	13	1.6	1-5	.200	1-2	.500	0-0	.000	2	1	3	0.4	0	0	0	1	1	0	3	0.4	
34	McKay,Conner	1-0	1	1.0	0-0	.000	0-0	.000	0-0	.000	0	0	0	0.0	0	0	0	0	0	0	0	0.0	
Team											40	55	95		3		12						
Total.....		24	4879		583-1345	.433	153-466	.328	355-492	.722	220	605	825	34.4	465	18	326	311	64	175	1674	69.8	
Opponents.....		24	4879		544-1292	.421	133-457	.291	387-524	.739	216	613	829	34.5	452	-	296	341	89	155	1608	67.0	

TEAM STATISTICS	OM	OPP	Date	Opponent	Score	Att.
SCORING	1674	1608	11-8-19	ARKANSAS STATE	w 71-43	8009
Points per game	69.8	67.0	11-12-19	NORFOLK STATE	w 68-55	6412
Scoring margin	+2.8	-	11-15-19	WESTERN MICHIGAN	w 85-58	7310
FIELD GOALS-ATT	583-1345	544-1292	11-19-19	SEATTLE	w 65-52	6316
Field goal pct	.433	.421	11/23/19	at Memphis	L 86-87	17875
3 POINT FG-ATT	153-466	133-457	11/27/19	vs Penn St.	w 74-72	4114
3-point FG pct	.328	.291	11/29/19	vs Oklahoma St.	L 37-78	4159
3-pt FG made per game	6.4	5.5	12-3-19	BUTLER	L 58-67	7348
FREE THROWS-ATT	355-492	387-524	12/7/19	CSU BAKERSFIELD	w 83-67	6276
Free throw pct	.722	.739	12/14/19	MIDDLE TENNESSEE	w 82-64	7334
F-Throws made per game	14.8	16.1	12-21-19	vs Southeastern Louisia	w 83-76	2042
REBOUNDS	825	829	12/29/19	TENNESSEE TECH	w 80-63	7261
Rebounds per game	34.4	34.5	01/04/20	at Wichita St.	L 54-74	10506
Rebounding margin	-0.2	-	* 01/07/20	at Texas A&M	L 47-57	5982
ASSISTS	326	296	* 01-11-20	ARKANSAS	L 72-76	8233
Assists per game	13.6	12.3	* 01/14/20	at Florida	L 55-71	9545
TURNOVERS	311	341	* 01/18/20	LSU	L 76-80	8043
Turnovers per game	13.0	14.2	* 01/21/20	at Tennessee	L 48-73	17031
Turnover margin	+1.3	-	* 01/25/20	at Georgia	w 70-60	10523
Assist/turnover ratio	1.0	0.9	* 1/28/20	AUBURN	Lo2 82-83	8125
STEALS	175	155	* 02/01/20	at LSU	L 63-73	11112
Steals per game	7.3	6.5	* 2/5/20	SOUTH CAROLINA	w 84-70	6990
BLOCKS	64	89	* 02/08/20	FLORIDA	w 68-51	7760
Blocks per game	2.7	3.7	* 02/11/20	MISSISSIPPI ST.	w 83-58	8009
ATTENDANCE	103426	92889				
Home games-Avg/Game	14-7388	7-11796				
Neutral site-Avg/Game	-	3-3438				

* = Conference game

Score by Periods	1st	2nd	OT	OT2	Totals
Ole Miss	786	872	11	5	1674
Opponents	782	809	11	6	1608



2019-20 Ole Miss Basketball
Ole Miss Combined Team Statistics (as of Feb 11, 2020)
Conference games only



RECORD:	OVERALL	HOME	AWAY	NEUTRAL
ALL GAMES	4-7	3-3	1-4	0-0
CONFERENCE	4-7	3-3	1-4	0-0
NON-CONFERENCE	0-0	0-0	0-0	0-0

#	Player	gp-gs	min	avg	Total		3-Point		F-Throw		Rebounds				pf	dq	a	to	blk	stl	pts	avg
					fg-fga	fg%	3fg-fga	3fg%	ft-fta	ft%	off	def	tot	avg								
04	Tyree,Breoin	10-10	365	36.5	83-176	.472	27-61	.443	52-64	.813	0	33	33	3.3	28	1	22	20	1	18	245	24.5
02	Shuler,Devontae	11-11	390	35.5	46-112	.411	15-45	.333	31-45	.689	7	49	56	5.1	22	0	32	22	1	23	138	12.5
03	Sy,Khadim	10-9	249	24.9	36-78	.462	2-10	.200	23-30	.767	18	41	59	5.9	40	5	4	15	8	5	97	9.7
00	Hinson,Blake	11-11	382	34.7	35-108	.324	15-57	.263	16-23	.696	11	48	59	5.4	39	2	19	23	4	7	101	9.2
05	Buffen,KJ	11-11	315	28.6	36-71	.507	0-6	.000	26-35	.743	24	37	61	5.5	40	2	14	15	10	12	98	8.9
13	Williams,Bryce	9-1	148	16.4	8-23	.348	4-8	.500	7-8	.875	3	8	11	1.2	22	1	8	12	0	6	27	3.0
23	Hunter,Sammy	7-0	62	8.9	7-16	.438	0-2	.000	1-2	.500	3	2	5	0.7	9	0	0	3	0	0	15	2.1
01	Crowley,Austin	11-1	161	14.6	6-24	.250	2-8	.250	6-8	.750	4	12	16	1.5	7	0	14	8	0	5	20	1.8
10	Curry,Carlos	5-0	30	6.0	2-5	.400	0-0	.000	0-0	.000	1	2	3	0.6	7	0	1	1	1	1	4	0.8
14	Collum,Antavion	8-0	84	10.5	1-6	.167	0-2	.000	1-2	.500	3	10	13	1.6	8	0	4	2	0	0	3	0.4
33	McBride,John	2-0	2	1.0	0-0	.000	0-0	.000	0-0	.000	0	1	1	0.5	0	0	0	0	1	0	0	0.0
11	Miller,Franco	6-1	62	10.3	0-5	.000	0-4	.000	0-0	.000	3	5	8	1.3	8	0	2	5	0	0	0	0.0
Team											20	22	42		1		7					
Total.....		11	2250		260-624	.417	65-203	.320	163-217	.751	97	270	367	33.4	231	11	120	133	26	77	748	68.0
Opponents.....		11	2250		240-585	.410	60-210	.286	212-276	.768	109	294	403	36.6	192	-	128	152	46	64	752	68.4

TEAM STATISTICS	OM	OPP	Date	Opponent	Score	Att.
SCORING	748	752	* 01/07/20	at Texas A&M	L 47-57	5982
Points per game	68.0	68.4	* 01-11-20	ARKANSAS	L 72-76	8233
Scoring margin	-0.4	-	* 01/14/20	at Florida	L 55-71	9545
FIELD GOALS-ATT	260-624	240-585	* 01/18/20	LSU	L 76-80	8043
Field goal pct	.417	.410	* 01/21/20	at Tennessee	L 48-73	17031
3 POINT FG-ATT	65-203	60-210	* 01/25/20	at Georgia	w 70-60	10523
3-point FG pct	.320	.286	* 1/28/20	AUBURN	Lo2 82-83	8125
3-pt FG made per game	5.9	5.5	* 02/01/20	at LSU	L 63-73	11112
FREE THROWS-ATT	163-217	212-276	* 2/5/20	SOUTH CAROLINA	w 84-70	6990
Free throw pct	.751	.768	* 02/08/20	FLORIDA	w 68-51	7760
F-Throws made per game	14.8	19.3	* 02/11/20	MISSISSIPPI ST.	w 83-58	8009
REBOUNDS	367	403	* = Conference game			
Rebounds per game	33.4	36.6				
Rebounding margin	-3.3	-				
ASSISTS	120	128				
Assists per game	10.9	11.6				
TURNOVERS	133	152				
Turnovers per game	12.1	13.8				
Turnover margin	+1.7	-				
Assist/turnover ratio	0.9	0.8				
STEALS	77	64				
Steals per game	7.0	5.8				
BLOCKS	26	46				
Blocks per game	2.4	4.2				
ATTENDANCE	47160	54193				
Home games-Avg/Game	6-7860	5-10839				
Neutral site-Avg/Game	-	0-0				

Score by Periods	1st	2nd	OT	OT2	Totals
Ole Miss	350	382	11	5	748
Opponents	346	389	11	6	752