



# KENTUCKY

## 2019-20 MEN'S BASKETBALL



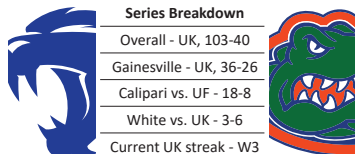
8 NATIONAL CHAMPIONSHIPS | MOST WINS IN COLLEGE BASKETBALL | 49 SEC TITLES | 31 SEC TOURNAMENT CHAMPIONSHIPS | 55 ALL-AMERICANS | 129 NBA DRAFT PICKS

### #6/6 KENTUCKY (24-6, 14-3) at FLORIDA (19-11, 11-6)

Saturday, March 7 • 1 p.m. • Stephen C. O'Connell Center (10,151) • Gainesville, Fla.

#UKvsUF #TGT • @KentuckyMBB • @UKMBBStatsInfo

#### THE MATCHUP



**Series Breakdown**

- Overall - UK, 103-40
- Gainesville - UK, 36-26
- Calipari vs. UF - 18-8
- White vs. UK - 3-6
- Current UK streak - W3

<b>John Calipari</b>	<b>Mike White</b>
Overall Record: 774-217*	Overall Record: 209-104
Record at UK: 329-77	Record at UF: 108-64
Overall Seasons: 28th	Overall Seasons: 9th
at Kentucky: 11th	at Florida: 5th

\*on-court record

#### BY THE NUMBERS

<b>2,317</b>	All-time wins, NCAA leader
<b>1,011</b>	All-time SEC regular-season wins
<b>49</b>	SEC regular-season titles in program history
<b>18.9</b>	Quickley's points per game over the last 19


#### TALE OF THE TAPE

UK	STATISTIC	UF
74.5	Points Per Game	71.9
65.9	Opp. Points PG	65.9
36.9	Rebounds PG	35.3
13.5	Assists PG	11.8
5.1	Blocks PG	3.9
5.3	Steals PG	5.8
.461	FG Pct.	.456
.391	Opp. FG Pct.	.420
.335	3-Pt. FG Pct.	.344
.303	Opp. 3-Pt. FG Pct.	.319

#### A UK WIN WOULD ...

- Mark Kentucky's 17th in the last 20 games
- End UK's regular season with a 25-6 record and 15-3 mark in league play
- Move the Wildcats to 151-41 under John Calipari in SEC regular-season games
- Improve Kentucky's record to 267-44 vs. AP unranked foes under Calipari
- Be the second straight in Gainesville
- Move UK to 55-13 in games following a loss under Calipari (excluding end-of-season losses)

#### LAST GAME'S STARTERS




**0**

#### ASHTON HAGANS

6-3 • 198 • GUARD • SOPHOMORE  
CARTERSVILLE, GA. | NEWTON HIGH SCHOOL

Naimsmith National Defensive Player of the Year semifinalist | Averaging 11.5 points and team highs in assists (6.4) and steals (1.9) per game | 15th nationally in assists per game | At least three assists in every game this season




**1**

#### NATE SESTINA

6-9 • 234 • FORWARD • GRADUATE  
EMPORIUM, PA. | BUCKNELL UNIVERSITY

Graduate transfer from Bucknell | Averaging 5.6 points, 3.7 rebounds in reserve role | Scored more than 1,000 career points | Four games in double figures, including two of the last five | SEC Community Service Team




**3**

#### TYRESE MAXEY

6-3 • 198 • GUARD • FRESHMAN  
GARLAND, TEXAS | SOUTH GARLAND HIGH SCHOOL

Three-time SEC Freshman of the Week | UK freshman debut record 26 points vs. Michigan State | Three games of 25 points or more | Averaging 19.0 points per game vs. AP ranked foes | Averaging 16.3 points over the last 11 games




**4**

#### NICK RICHARDS

6-11 • 247 • FORWARD • JUNIOR  
KINGSTON, JAMAICA | THE PATRICK SCHOOL

13.9 points per game and team highs in rebounds (7.8 pg) and blocks (2.2 pg) | 66.0 FG%, fourth nationally | 10 double-doubles | Two-time National and SEC Player of the Week | Six games with 20 or more points



**5**

#### IMMANUEL QUICKLEY

6-3 • 188 • GUARD • SOPHOMORE  
HAVRE DE GRACE, MD. | THE JOHN CARROLL SCHOOL

Averaging team-high 16.2 points with team-high 60 3-pointers | Reigning and three-time SEC Player of the Week | 19 straight games in double-digit scoring with eight 20-point games | 92.3% at free-throw line, ranked third nationally

#### STAT LEADERS

POINTS PER GAME		
UK	Immanuel Quickley	16.2
UF	Keyontae Johnson	14.1
REBOUNDS PER GAME		
UK	Nick Richards	7.8
UF	Kerry Blackshear	7.5
ASSISTS PER GAME		
UK	Ashton Hagans	6.4
UF	Andrew Nembhard	5.5
STEALS PER GAME		
UK	Ashton Hagans	1.9
UF	Keyontae Johnson	1.2
3-POINTERS		
UK	Immanuel Quickley	60
UF	Noah Locke	76
FIELD-GOAL PERCENTAGE		
UK	Nick Richards	.660
UF	Omar Payne	.608
FREE-THROW PERCENTAGE		
UK	Immanuel Quickley	.923
UF	Scottie Lewis	.819

#### NEED TO KNOW

Kentucky clinched its 49th SEC regular-season championship with a win over Auburn last weekend. The win also locked up the No. 1 seed in the SEC Tournament

John Calipari has now combined for 31 career regular-season (16) and league tournament titles (15). He ranks third all-time behind only Adolph Rupp (41) and Gonzaga's Mark Few (34)

UK, very much in the conversation for a top-three seed in the NCAA Tournament, is 7-3 vs. quadrant one teams in the NCAA Evaluation Tool rankings

The Wildcats are shooting 79.6% at the free-throw line, ranked third in the country (through games on March 3). Four players are shooting at least 75.7% with at least 100 attempts at the line

Immanuel Quickley is the first player in school history to win back-to-back SEC Player of the Week honors. He's won three total this season

#### SCHEDULE

##### OCTOBER

27 2/2 -/ GEORGETOWN COLL.<sup>A</sup> SEC W, 80-53

##### NOVEMBER

1 2/2 -/ KENTUCKY STATE<sup>A</sup> SEC W, 83-51  
 5 2/2 1/1 vs. Michigan State<sup>1</sup> ESPN W, 69-62  
 8 2/2 -/ EASTERN KENTUCKY SEC W, 91-49  
 12 1/2 -/ EVANSVILLE SEC L, 67-64  
 18 9/10 -/ UTAH VALLEY<sup>2</sup> ESPN2 W, 82-74  
 22 9/10 -/ MOUNT ST. MARY'S<sup>2</sup> SEC W, 82-62  
 24 9/10 -/ LAMAR<sup>2</sup> SEC W, 81-56  
 29 9/11 -/ UAB<sup>2</sup> SEC W, 69-58

##### DECEMBER

7 8/10 -/ FAIRLEIGH DICKINSON SEC W, 83-52  
 14 8/9 -/ GEORGIA TECH ESPN W, 67-53  
 18 6/6 -/ vs. Utah<sup>3</sup> ESPN2 L, 69-66  
 21 6/6 5/4 vs. Ohio State<sup>4</sup> CBS L, 71-65  
 28 19/19 3/4 LOUISVILLE CBS W, 78-70<sup>OT</sup>

##### JANUARY

4 17/14 -/ MISSOURI\* SEC W, 71-59  
 7 14/13 -/RV at Georgia\* ESPN W, 78-69  
 11 14/13 -/ ALABAMA\* ESPN W, 76-67  
 15 10/12 -/ at South Carolina\* SEC L, 81-78  
 18 10/12 RV/RV at Arkansas\* ESPN W, 73-66  
 21 15/14 -/ GEORGIA\* ESPN W, 89-79  
 25 15/14 18/18 at Texas Tech<sup>5</sup> ESPN W, 78-76<sup>OT</sup>  
 29 13/13 -/ VANDERBILT\* SEC W, 71-62

##### FEBRUARY

1 13/13 17/16 at Auburn\* ESPN L, 75-66  
 4 15/16 -/ MISSISSIPPI STATE\* ESPN W, 80-72  
 8 15/16 -/ at Tennessee\* CBS W, 77-64  
 11 12/12 -/ at Vanderbilt\* ESPN W, 78-64  
 15 12/12 -/ OLE MISS\* ESPN W, 67-62  
 18 10/10 RV/RV at LSU\* ESPN W, 79-76  
 22 10/10 RV/RV FLORIDA\* ESPN W, 65-59  
 25 8/9 -/ at Texas A&M\* ESPN W, 69-60  
 29 8/9 15/15 AUBURN\* CBS W, 73-66

##### MARCH

3 6/6 -/ TENNESSEE\* ESPN L, 81-73  
 7 6/6 -/ at Florida\* CBS 1 p.m.

All times Eastern | \*SEC conference game | HOME GAMES IN CAPS | <sup>A</sup>Exhibition  
<sup>1</sup>State Farm Champions Classic (New York | Madison Square Garden)  
<sup>2</sup>BBN Showcase (Rupp Arena | Lexington, Ky.)  
<sup>3</sup>Neon Hoops Showcase (T-Mobile Arena | Las Vegas)  
<sup>4</sup>CBS Sports Classic (T-Mobile Arena | Las Vegas)  
<sup>5</sup>Big 12/SEC Challenge (United Supermarkets Arena | Lubbock, Texas)  
<sup>6</sup>SEC Tournament (Bridgestone Arena | Nashville, Tenn.)

#### BROADCAST INFO

##### TV: ESPN

Play-by-play: Ian Eagle  
Analyst: Jim Spanarkel



##### RADIO: UK SPORTS NETWORK

Play-by-play: Tom Leach  
Analyst: Mike Pratt



##### SATELLITE RADIO

Sirus: 206  
XM: 190  
Internet: 961



# TV CHART



**0 ASHTON HAGANS**

**Sophomore | Guard**  
6-3 | 198  
Cartersville, Ga.  
Newton  
@H23Ash  
@ashton.hagans



**1 NATE SESTINA**

**Graduate | Forward**  
6-9 | 234  
Emporium, Pa.  
Bucknell University  
@NateSestina23  
@natesestina4



**3 TYRESE MAXEY**

**Freshman | Guard**  
6-3 | 198  
Garland, Texas  
South Garland  
@TyreseMaxey  
@tyresemaxey



**4 NICK RICHARDS**

**Junior | Forward**  
6-11 | 247  
Kingston, Jamaica  
The Patrick School  
@iamnickrichards  
@nickrichards\_  
@nicholas.p.richards




**5 IMMANUEL QUICKLEY**

**Sophomore | Guard**  
6-3 | 188  
Havre de Grace, Md.  
The John Carroll School  
@IQ\_GodSon  
@immanuelquickley\_  
@immanuelquickley5



**10 JOHNNY JUZANG**

**Freshman | Guard**  
6-6 | 214  
Los Angeles  
Harvard-Westlake  
@JohnnyJuzang  
@jsilky5



**11 DONTAIE ALLEN**

**Freshman | Guard**  
6-6 | 200  
Falmouth, Ky.  
Pendleton County  
@dontaieallen11  
@dontaieallen11  
@tay.allen3139



**12 KEION BROOKS JR.**

**Freshman | Forward**  
6-7 | 205  
Fort Wayne, Ind.  
La Lumiere School  
@KeionB\_12  
@klbj.xii



**13 RILEY WELCH**

**Junior | Guard**  
6-0 | 185  
Littleton, Colo.  
College of the Desert  
@Riley\_Welch  
@riley\_welch  
@Riley.Welch.UK



**14 BRENNAN CANADA**

**Freshman | Forward**  
6-6 | 198  
Mount Sterling, Ky.  
George Rogers Clark  
@brennanc14  
@brennanc14



**21 ZAN PAYNE**

**R-Freshman | G/F**  
6-4 | 235  
Lexington, Ky.  
Lexington Catholic  
@young\_payne2321  
@alexander.payne23



**23 EJ MONTGOMERY**

**Sophomore | Forward**  
6-10 | 228  
Fort Pierce, Fla.  
Wheeler  
@ejmontgomery23  
@\_mont23



**33 BEN JORDAN**

**Sophomore | Forward**  
6-9 | 250  
Olive Hill, Ky.  
West Carter  
@ben3jordan  
@ben3jordan3



**JOHN CALIPARI**

**Head Coach**  
11th Season  
@UKCoachCalipari  
@UKCoachCalipari  
@UKCoachCalipari



**KENNY PAYNE**

**Assoc. Head Coach**  
10th season at UK  
Sixth season as associate HC



**TONY BARBEE**

**Assistant Coach**  
Sixth season at UK  
Fifth season as assistant  
@CoachTonyBarbee



**JOEL JUSTUS**

**Assistant Coach**  
Sixth season at UK  
Fourth season as assistant  
@UKCoachJustus  
@UKCoachJustus



**JOHN ROBIC**

**Special Assistant**  
11th season at UK  
Fourth season as special ast.

## Pronunciation Guide

DONTAIE Allen	(DON-tay)
KEION Brooks Jr.	(KEY-on)
John CALIPARI	(cal-uh-PEAR-ee)
Ashton HAGANS	(HAY-gens)
Johnny JUZANG	(JEW-zang)
Nate SESTINA	(ses-TINA)

## Alphabetical Roster

NO.	NAME	POS.	HT.	WT.	CL.	HOMETOWN (PREVIOUS SCHOOL)
11	Dontaie Allen	G	6-6	200	Fr.	Falmouth, Ky. (Pendleton County)
12	Keion Brooks Jr.	F	6-7	205	Fr.	Fort Wayne, Ind. (La Lumiere)
14	Brennan Canada	F	6-6	198	Fr.	Mount Sterling, Ky. (George Rogers Clark)
0	Ashton Hagans	G	6-3	198	So.	Cartersville, Ga. (Newton)
33	Ben Jordan	F	6-9	250	R-So.	Olive Hilly, Ky. (West Carter)
10	Johnny Juzang	G	6-6	214	Fr.	Los Angeles (Harvard-Westlake)
3	Tyrese Maxey	G	6-3	198	Fr.	Garland, Texas (South Garland)
23	EJ Montgomery	F	6-10	228	So.	Fort Pierce, Fla. (Wheeler)
21	Zan Payne	G/F	6-4	235	R-Fr.	Lexington, Ky. (Lexington Catholic)
5	Immanuel Quickley	G	6-3	188	So.	Havre de Grace, Md. (The John Carroll School)
4	Nick Richards	F	6-11	247	Jr.	Kingston, Jamaica (The Patrick School)
1	Nate Sestina	F	6-9	234	Gr.	Emporium, Pa. (Bucknell University)
13	Riley Welch	G	6-0	185	Jr.	Littleton, Colo. (College of the Desert)

## On the Bench

**Head Coach:** John Calipari (Clarion, 1982)  
**Associate Head Coach:** Kenny Payne (Louisville, 2003)  
**Assistant Coaches:** Tony Barbee (UMass, 1993)  
 Joel Justus (UNC Wilmington, 2004)  
**Special Asst. to the Head Coach:** John Robic (Denison, 1986)  
**Assoc. AD/Basketball Operations:** Chris Woolard (UCLA, 1997)  
**Director of Basketball Admin.:** Will Barton (Kentucky, 2013)  
**Strength Coach:** Robert Harris (Kentucky State, 2009)  
**Athletic Trainer:** Geoffrey Staton (North Carolina, 2007)  
**Equipment Manager:** Mark Evans (Kentucky, 2013)  
**Recruiting Analyst:** Brady Kennedy (Kentucky, 2016)



# POLLS, STATS, MEDIA INFO

## Weekly Media Schedule

all times ET unless indicated otherwise

<b>6 Fri.</b> Media opportunity: 11 1.m. Calipari   Players  Practice: 11:30 a.m.  Travel to Florida	<b>7 Sat.</b> at Florida   1 p.m. CBS  End of the regular season	<b>8 Sun.</b> Player off day  No media availability	<b>9 Mon.</b> Practice: 2:30 p.m.  John Calipari Show UK Sports Network   6 p.m.	<b>10 Tue.</b> Media opportunity: 2 p.m. Players	<b>11 Wed.</b> Travel to Nashville, Tenn.  No media availability	<b>12 Thu.</b> Practice: TBD  Media opportunity: TBD Calipari   Nashville, Tenn.
--	--	--	--	--	---	--

### Communications & PR Staff



**Eric Lindsey**  
 Director  
 Cell - 859.619.0944  
 Email - eric.lindsey@uky.edu



**Deb Moore**  
 Associate Director  
 Cell - 859.559.5781  
 Email - deb.moore@uky.edu

### Media Information

#### CREDENTIAL REQUESTS

Requests for single-game credentials should be made as far in advance as possible and no later than five days prior to game day online at [sportssystem.com/Kentucky](http://sportssystem.com/Kentucky).

#### CREDENTIAL CRITERIA

The University of Kentucky's decision to issue credentials to a media outlet for the purposes of covering a UK basketball home or away event is determined by a variety of factors. They include the following:

- Amount of coverage given to Kentucky throughout the season
- Intention/ability to cover all 22 sports at Kentucky
- Distribution/size of publication: free, subscription, sale on newsstands, website traffic, etc.
- Radio or TV station program format and size of audience
- Length of existence of the publication, amount of original copy generated, number of full-time employees of the publication and the journalistic experience of the reporter(s)
- Attendance at Kentucky media sessions, including Olympic sport opportunities
- Space availability
- Professionalism, which includes but is not limited to conduct at games, press conferences, practices, on social media, etc.

The University of Kentucky has the right to revoke credentials under its own discretion.

#### INTERVIEW POLICIES-GENERAL

All interviews with University of Kentucky basketball players or staff members must be arranged through the Communications and public relations office. Media should never contact a player or coach directly.

The Wildcat Coal Lodge, dormitories, team locker rooms and other team quarters are private team areas. Media members are not permitted in these areas unless accompanied by appropriate university personnel.

#### PRACTICE/PRESS CONFERENCES

Other than announced exceptions, UK basketball practices are closed to the media. UK will accept requests to attend practice. All requests must be made by 10 a.m. the day before the practice. In cases in which practices are open to the media, no cell phones are allowed in the practice facility.

Player interviews are conducted prior to practices the day before a game and will be available to all UK media in the Joe Craft Center lower-level lobby. UK will accept requests for player interviews, but they must be submitted 24 hours prior to the scheduled availability.

Coach John Calipari or an assistant coach will meet with members of the media immediately following player interviews in the lower level lobby of the Joe Craft Center.

Gameday shoot-arounds are closed to the media.

#### TELEPHONE PLAYER INTERVIEWS

Telephone interviews are available to the media on a call-back basis. Individual player and coach telephone numbers will not be given to members of the media.

Players are instructed not to conduct interviews when contacted directly by telephone. The communications and public relations office will arrange for telephone interviews at a time most convenient for the student-athlete.

Other special requests are handled on a case-by-case basis.

#### POSTGAME INTERVIEWS

Following each game, there is a cooling-off period, during which time the players shower and dress. Approximately 10 minutes after the game ends, Coach Calipari conducts his postgame press conference while a player is taken to the UK Sports Network.

Following Coach Calipari's press conference and the cooling-off period, selected UK players are brought to the media interview room.

### The Polls

#### Associated Press Top 25 March 2

1. Kansas (62)
2. Gonzaga
3. Dayton
4. Baylor
5. San Diego State
6. **Kentucky**
7. Florida State
8. Seton Hall
9. Maryland
10. Louisville
11. Creighton
12. Duke
13. Oregon
14. Villanova
15. BYU
16. Michigan State
17. Auburn
18. Iowa
19. Ohio State
20. Penn State
21. Houston
22. Virginia
23. Illinois
24. Wisconsin
25. Michigan

**Receiving Votes:** Butler, UCLA, Stephen F. Austin, East Tennessee State, West Virginia, Providence, Colorado, Marquette, Arizona, Texas Tech, Northern Iowa, Oklahoma, Stanford, Arizona State, Wichita State, Saint Mary's, LSU, New Mexico State, Southern Cal, Belmont, Vermont

#### USA Today Coaches Poll March 2

1. Kansas (32)
2. Gonzaga
3. Dayton
4. Baylor
5. San Diego State
6. **Kentucky**
7. Seton Hall
8. Florida State
9. Maryland
10. Louisville
11. Duke
12. Villanova
13. Oregon
14. Creighton
15. BYU
16. Auburn
17. Michigan State
18. Iowa
19. Ohio State
20. Penn State
21. Houston
22. Virginia
23. Illinois
24. Wisconsin
25. Butler

**Receiving Votes:** Michigan, UCLA, West Virginia, Colorado, Northern Iowa, East Tennessee State, Stephen F. Austin, Texas Tech, Arizona, St. Mary's, Marquette, LSU, Texas, Providence, Yale, Southern Cal, Wichita State, Stanford

### UK in the Rankings

#### Team Rankings (through March 3)

Category	Stat	SEC [NCAA]
Scoring	74.5	6th [89th]
Scoring Defense	66.0	4th [77th]
Scoring Margin	+8.6	1st [36th]
Free-Throw %	.796	1st [3rd]
Field-Goal %	.461	3rd [54th]
Field-Goal % Def.	.391	1st [16th]
3-Point FG %	.335	5th [166th]
3-Point FG % Def.	.303	5th [47th]
Rebounds Per Game	36.9	7th [103rd]
Opponent Rebs. Per Game	32.8	3rd
Rebounding Margin	+4.1	4th [63rd]
Blocks Per Game	5.1	2nd [14th]
Assists Per Game	13.5	4th [141st]
Steals Per Game	5.3	14th [289th]
Turnover Margin	-0.6	10th [227th]
Assist-to-TO Ratio	1.1	1st [111th]
Off. Rebs. Per Game	9.5	11th [218th]
Def. Rebs. Per Game	27.3	2nd [59th]
Def. Rebound %	.714	7th
Off. Rebound %	.304	10th
3-Point FG Per Game	5.0	14th [340th]

#### Individual Rankings

Category/Player	Stat	SEC [NCAA]
Assists Per Game/Hagans	6.4	1st [15th]
Assist-to-TO Ratio/Hagans	1.9	2nd [107th]
Blocks Per Game/Richards	2.2	2nd [28th]
Blocks Per Game/Montgomery	1.1	10th [165th]
Def. Rebs. Per Game/Richards	5.2	5th [157th]
Double-Doubles/Richards	10	3rd [59th]
Field-Goal %/Richards	.660	1st [4th]
Free-Throw %/Quickley	.923	1st [3rd]
Free-Throw %/Maxey	.828	7th [96th]
Minutes Per Game/Maxey	34.3	74th [135th]
Minutes Per Game/Quickley	33.3	13th [233rd]
Minutes Per Game/Hagans	33.2	15th
Off. Rebs. Per Game/Richards	2.6	5th [122nd]
Points Per Game/Quickley	16.2	78th [159th]
Points Per Game/Maxey	14.2	13th
Points Per Game/Richards	13.9	16th
Rebounds Per Game/Richards	7.8	3rd [123rd]
Steals Per Game/Hagans	1.9	2nd [39th]
3-Point FGs Per Game/Quickley	2.1	8th [207th]

### SEC Standings (through March 4)

Team	SEC Record	Overall Record	Games Back
<b>Kentucky<sup>A</sup></b>	<b>14-3 (.824)</b>	<b>24-6 (.800)</b>	-
Florida	11-6 (.647)	19-11 (.633)	3.0
Auburn	11-6 (.647)	24-6 (.800)	3.0
LSU	11-6 (.647)	20-10 (.667)	3.0
South Carolina	10-7 (.588)	18-12 (.600)	4.0
Mississippi State	10-7 (.588)	19-11 (.633)	4.0
Texas A&M	9-8 (.529)	15-14 (.517)	5.0
Tennessee	9-8 (.529)	17-13 (.567)	5.0
Alabama	8-9 (.471)	16-14 (.533)	6.0
Arkansas	7-10 (.412)	19-11 (.633)	7.0
Missouri	6-11 (.353)	14-16 (.467)	8.0
Ole Miss	6-11 (.353)	15-15 (.500)	8.0
Georgia	5-12 (.294)	15-15 (.500)	9.0
Vanderbilt	2-15 (.118)	10-20 (.333)	12.0

<sup>A</sup>SEC champion

### Upcoming in the SEC

#### March 7-15

Contest	Time	TV Network
<b>Saturday, March 7</b>		
Auburn at Tennessee*	Noon	ESPN/2
South Carolina at Vanderbilt*	12:30 p.m.	SEC Network
<b>Kentucky at Florida*</b>	<b>1 p.m.</b>	<b>CBS</b>
Georgia at LSU	2 p.m.	ESPN2
Alabama at Missouri	2:30 p.m.	SEC Network
Arkansas at Texas A&M*	4:30 p.m.	SEC Network
Ole Miss at Mississippi State*	6:30 p.m.	SEC Network
<b>Wednesday, March 11 (SECT)</b>		
Game 1: #12 seed vs. #13 seed	7 p.m.	SEC Network
Game 2: #11 seed vs. #14 seed	9:30 p.m.	SEC Network
<b>Thursday, March 12 (SECT)</b>		
Game 3: #9 seed vs. #8 seed	1 p.m.	SEC Network
Game 4: Game 1 winner vs. #5 seed	3:30 p.m.	SEC Network
Game 5: #10 seed vs. #7 seed	7 p.m.	SEC Network
Game 6: Game 2 winner vs. #6 seed	9:30 p.m.	SEC Network
<b>Friday, March 13 (SECT)</b>		
<b>Game 7: Game 3 winner vs. Kentucky</b>	<b>1 p.m.</b>	<b>ESPN</b>
Game 8: Game 4 winner vs. #4 seed	3:30 p.m.	ESPN
Game 9: Game 5 winner vs. #2 seed	7 p.m.	SEC Network
Game 10: Game 6 winner vs. #3 seed	9:30 p.m.	SEC Network
<b>Saturday, March 14 (SECT)</b>		
Game 11: G7 winner vs. G8 winner	1 p.m.	ESPN
Game 12: G9 winner vs. G10 winner	3:30 p.m.	ESPN
<b>Sunday, March 15 (SECT)</b>		
Game 13: G11 winner vs. G12 winner	1 p.m.	ESPN

\*Conference game | All times listed Eastern



- Averaging 13.9 points per game
- Leads the team in rebounds per game (7.8), blocks per game (2.2) and field-goal percentage (.660)
- Field-goal percentage ranks fourth in the country
- Ranks 24th nationally in offensive rating, eighth in effective field-goal percentage and fourth in true shooting percentage
- 10 double-doubles this season



- Team-high 16.2 points per game
- Shooting 42.0% from 3
- Double-figure points in 19 straight
- Averaging 18.9 points with 48 3-pointers and 46.2% from 3 over the last 19 games
- 92.3% free-throw shooter, third in the country
- Averaging 18.6 points and making 54.3% from 3 in road games



# BIG BLUE NATION WINNING TICKET



**NICK RICHARDS**  
JUNIOR • FORWARD

**2020**

**IMMANUEL QUICKLEY**  
SOPHOMORE • GUARD



- Naismith Defensive Player of the Year semifinalist
- Averaging 1.9 steals per game
- UK's top on-ball defender
- Third in steals per game in school history
- ESPN's Jay Bilas: "You're not going to find a player that is better on the defensive end on and off the ball than Ashton Hagans"



**ASHTON HAGANS**

SECRETARY OF  
**DEFENSE**

SOPHOMORE • GUARD

- Averaging 14.2 points, 4.3 boards and 3.0 assists per game
- Team-high 34.3 minutes a game
- Three-time SEC Freshman of the Week, one-time National Player of the Week and one-time National Freshman of the Week
- Averaging team-high 19.0 points plus 5.3 boards vs. ranked foes
- Three games of 25 points or more



**TYRESE MAXEY**

SECRETARY OF  
**ENERGY**

FRESHMAN • GUARD

## Honoring the Cats

### Ashton Hagans

- Naismith Defensive Player of the Year semifinalist
- Bob Cousy Award midseason finalist
- Naismith Defensive Player of the Year midseason watch list
- Wooden Midseason Top 25
- Lute Olson Award watch list
- Wooden Preseason Top 50
- Naismith Trophy preseason watch list
- Preseason All-SEC First Team (media/coaches)
- Bob Cousy Award preseason watch list

### Tyrese Maxey

- Jerry West Award midseason finalist
- SEC Freshman of the Week (Jan. 13)
- Wooden Midseason Top 25
- Bilatorator National Freshman of the Week (Dec. 31)
- USBWA Wayman Tisdale National Freshman of the Week (Dec. 31)
- NCAA March Madness National Player of the Week (Dec. 30)
- SEC Freshman of the Week (Dec. 30)
- Bluegrass Sports Commission MVP of the Kentucky-Louisville game
- USBWA Oscar Robertson Trophy watch list
- SEC Freshman of the Week (Nov. 11)
- Wooden Preseason Top 50
- NABC Division I Player of the Year preseason watch list
- Citizen Naismith Trophy preseason watch list
- AP Preseason All-America Honorable Mention
- NBC Sports Preseason All-America Third Team
- Preseason NCAA March Madness Player of the Year candidate
- Preseason All-SEC Second Team (media/coaches)
- Jerry West Award preseason watch list

### EJ Montgomery

- Preseason All-SEC Second Team (media/coaches)
- Karl Malone Award preseason watch list

### Immanuel Quickley

- SEC Co-Player of the Week (March 2)
- SEC Player of the Week (Feb. 24)
- SEC Player of the Week (Jan. 13)
- Preseason NCAA March Madness "Glue Guy"

### Nick Richards

- Citizen Naismith Trophy Midseason 30
- SEC Co-Player of the Week (Jan. 27)
- NCAA March Madness National Player of the Week (Jan. 27)
- Bilatorator National Co-Player of the Week (Jan. 27)
- USBWA Oscar Robertson National Player of the Week (Dec. 31)
- SEC Co-Player of the Week (Dec. 30)

### Nate Sestina

- SEC Community Service Team
- Senior CLASS Award candidate

## Wildcats Surrender Double-Digit Lead, Fall to Tennessee

On the brink of being blown out, Tennessee stuck with the plan against No. 6 Kentucky by creating opportunities and then making them count. The Volunteers emerged with a huge victory that snapped the Wildcats' hot streak along with 10 perfect years of holding a double-digit halftime lead.

John Fulkerson scored a career-high 27 points, and Yves Pons made several key jumpers down the stretch as Tennessee rallied from a 17-point deficit to upset Kentucky 81-73 on Tuesday night.

The Wildcats (24-6, 14-3 Southeastern Conference) had been 129-0 the past 10 years when leading by double digits at halftime, according to ESPN Stats & Info. Considering how Tennessee (17-13, 9-8) methodically converted that deficit into a lead over the final 20 minutes, it didn't care.

"We just kept fighting," Fulkerson said. "I kept trying to look at the score at the top of the (scoreboard) and couldn't find it, which I guess was a good thing. But it was such a team effort, everybody played well. Guys from the bench came in and contributed. This was no surprise to me. I knew we were capable of this, I knew that if everybody comes to play we can get the job done."

The Vols also had the clock in their favor.

The Wildcats appeared in control leading 51-34 early in the second half before the Volunteers outscored them 29-9 over 10:09 to lead 63-60. Kentucky tied it at 63, but Pons answered with a 3-pointer and Fulkerson added two free throws to stay ahead.

Pons then added consecutive jumpers to make it 72-66 with 1:48 left. Nick Richards' two free throws cut the lead to four, but Josiah-Jordan James put back his missed jumper to make it a six-point game again with 1:05 left. He finished with 16 points, all after halftime.

James then made three free throws, and Santiago Vescovi and Jordan Bowden (11 points) each added two more in the final minute to seal its Tennessee's second consecutive victory and just its sixth at Rupp Arena. Two of those wins have come in the last three seasons.

Meanwhile, Fulkerson made his first seven attempts to finish 10 of 15 from the field along with all seven free throws to top his previous best of 25 against South Carolina on Feb. 15.

Tyrese Maxey had 21 points and Immanuel Quickley 15 for Kentucky, which clinched the SEC regular season title last weekend. The Wildcats appeared poised to continue their best stretch this season before being outrebounded 23-12 in the second half and 31-26 overall.

"The game got physical and we couldn't compete," Kentucky coach John Calipari said. "Don't make it about us, it's about Tennessee and how they played. They made some unbelievable shots, some 3s and they just kept coming."

Of additional note ...

- Tennessee shot 52.8 % from the field, best by a UK SEC opponent this season and the first opponent to shoot 50% or better vs. UK since Ohio State and Utah did it in back-to-back games in the December trip to Las Vegas. The Wildcats are 0-3 this season when the opponent makes 50% or better from the field
- Entering the game leading the SEC at 79.5% at the foul line, Kentucky made 17 of 20 free throws (85%). UK has made at least 75% at the line in 13 straight games
- Kentucky led by as many as 17 points. UK is 281-8 (97.2%) under Calipari when leading by at least 10 points at any time in the contest
- It's the first time the Wildcats have lost after by leading by as many as 17 points since also leading Tennessee and losing on Feb. 2, 2016, when Kentucky had a 21-point lead
- With an 11-point halftime lead, it's the biggest halftime advantage UK has failed to capitalize on with a win in Rupp Arena since losing an 11-point halftime lead vs. Ole Miss on Feb. 14, 1998. The Wildcats would note lose again that season, winning the 1998 national championship
- The loss ended a 15-game home winning streak. UK finished the season 16-2 at Rupp Arena
- This was Kentucky's first loss on Senior Night since March 4, 2009 vs. Georgia

## The Champs Are Here

Kentucky won the 2020 Southeastern Conference regular-season championship with the win over Auburn and doing so with two games to spare. Not only did the win ensure league hardware is headed to Lexington and secures the No. 1 seed for the Wildcats in the SEC Tournament, it added to Kentucky's impressive dominance of the league and John Calipari's continued success in conference play.

- It was the Wildcats' 49th regular-season SEC title. That's 38 more than the next-closest school (LSU with 11) and nearly as many as the rest of the league has combined (53). It's worth noting UK would have 50 titles had the 1988 championship not been vacated by the league due to violations
- It's UK's first league title since 2017
- The SEC regular-season championship is the Wildcats' sixth in 11 seasons under Calipari
- It's Calipari's 16th all-time regular-season conference crown, including his time at Memphis and UMass. Including his 15 league tournament titles, Calipari has 31 combined conference championships in his career. That trails only Mark Few of Gonzaga (34 titles with the West Coast Conference regular-season title in 2020) among all active coaches. All-time, Calipari trails only the great Adolph Rupp (41) and Few.

## Kentucky Concludes Regular Season Against Familiar Foe in Florida

For the second time in two weeks, Kentucky will take on Florida. The Wildcats earned a 65-59 win over the Gators on Feb. 22 with Immanuel Quickley scoring a then-career-high 26 points. UK is 103-40 all-time against the Gators, including 36-26 when the game is played in Gainesville, Florida. The series is tied at 5-5 in Gainesville in the 10 meetings between the two squads with John Calipari at the helm of the Cats.

Kentucky is 8-2 under Calipari in its regular-season finale, with both losses coming at the hands of the Gators. UK is 81-35 all-time in regular-season finales. This marks the 19th time in program history that UK will conclude its season against Florida and the 18th time in the last 21 seasons the two times will finish the season against each other. Kentucky also has faced Tennessee 19 times in its final game and Vanderbilt on 16 occasions in the history of the program.

## SEC Tournament Scenarios

By beating Auburn last weekend, Kentucky locked up the No. 1 seed in the Southeastern Conference Tournament in Nashville, Tennessee.

The Wildcats know they have a double bye, they know they won't play until Friday and they know they have a 1 p.m. ET start in every game they could play. *Who* they could play remains very much up in the air heading into the final game of the regular season.

Kentucky, as the No. 1 seed, will play the winner of the 8-9 game. Heading into Saturday, Mississippi State, Texas A&M, Tennessee, Alabama and Arkansas could all fall into one of those two spots in the various scenarios and tiebreakers. The Wildcats are a combined 5-1 against that group with the lone loss coming on Tuesday to Tennessee.

The 8-9 game will take place Thursday in Nashville at 1 p.m. ET on SEC Network.

The last time UK was the No. 1 seed in the SEC Tournament was 2017. UK marched to the title that season with a victory over Arkansas in the championship game. Under the current format of the tournament, which has been in existence since the 2011-12 season when the league went away from divisions, the Wildcats have been the No. 1 seed three times. They've won the tournament two of those times, the exception being the 2012 national championship team that lost in the finals.

Kentucky has won 31 SEC Tournament titles, including six in 10 seasons under John Calipari. Tennessee snapped Kentucky's streak of four straight championships last season.



# NOTES

## 2019-20 Lead-Deficit Comparison

Opponent	Biggest Lead	Biggest Deficit	Biggest Run	Changes	Ties	Led	Trailed	Result
GC (Exh)	29 (2nd)	N/A	12-0	0	0	38:27	0:00	W, 80-53
KSU (Exh)	33 (2nd)	N/A	10-0	0	1	37:33	0:00	W, 83-51
vs. Michigan St.	13 (2nd)	2 (1st)	9-0	3	4	36:55	0:38	W, 69-62
EKU	44 (2nd)	N/A	14-0	0	0	38:49	0:00	W, 91-49
EVANSVILLE	3 (1st)	8 (1st)	7-0	7	5	5:44	29:34	L, 67-64
UTAH VALLEY	16 (2nd)	2 (1st)	7-0	5	5	34:36	1:23	W, 82-74
MOUNT ST. MARY'S	25 (2nd)	3 (1st)	10-0	4	1	37:51	1:58	W, 82-62
LAMAR	27 (2nd)	N/A	20-0	0	1	38:32	0:00	W, 81-56
UAB	20 (2nd)	3 (1st)	9-0	2	1	35:44	2:21	W, 69-58
FDU	34 (2nd)	2 (1st)	17-0	1	2	37:44	1:01	W, 83-52
GEORGIA TECH	16 (2nd)	5 (1st)	10-0	4	3	31:03	6:56	W, 67-53
vs. Utah	2 (1st)	17 (2nd)	8-0	1	2	0:08	37:42	L, 69-66
vs. Ohio State	4 (1st)	8 (2nd)	5-0	4	5	3:29	33:23	L, 71-65
LOUISVILLE	12 (2nd)	4 (1st)	8-0	13	10	28:38	10:43	W, 78-70 <sup>OT</sup>
MISSOURI	16 (2nd)	8 (1st)	12-0	1	0	28:14	11:02	W, 71-59
at Georgia	11 (2nd)	9 (1st)	10-0	7	5	13:35	22:49	W, 78-69
ALABAMA	15 (2nd)	2 (1st)	8-0	2	2	37:34	0:20	W, 76-67
at S. Carolina	14 (1st)	6 (2nd)	8-0	1	2	35:12	3:41	L, 81-78
at Arkansas	12 (2nd)	4 (1st)	15-0	4	4	31:24	5:28	W, 73-66
GEORGIA	16 (2nd)	1 (1st)	8-0	2	0	39:08	0:24	W, 89-79
at Texas Tech	10 (2nd)	4 (1st)	7-0	8	8	32:52	4:37	W, 78-76 <sup>OT</sup>
VANDERBILT	11 (2nd)	10 (2nd)	7-0	6	5	19:57	17:37	W, 71-62
at Auburn	7 (1st)	9 (2nd)	9-0	17	5	25:14	12:54	L, 75-66
MISSISSIPPI ST.	14 (2nd)	N/A	7-0	0	1	38:43	0:00	W, 80-72
at Tennessee	13 (2nd)	2 (1st)	8-0	2	1	37:59	0:21	W, 77-64
at Vanderbilt	15 (2nd)	14 (1st)	11-0	1	1	11:16	27:04	W, 78-64
OLE MISS	5 (2nd)	7 (2nd)	7-0	14	9	17:20	19:16	W, 67-62
at LSU	15 (2nd)	4 (1st)	8-0	12	6	27:18	10:34	W, 79-76
FLORIDA	8 (2nd)	7 (1st)	11-0	11	10	25:39	8:23	W, 65-59
at Texas A&M	14 (2nd)	4 (1st)	8-0	1	1	37:36	2:03	W, 69-60
AUBURN	9 (1st)	9 (1st)	12-0	3	2	28:01	10:40	W, 73-66
TENNESSEE	17 (2nd)	9 (2nd)	10-0	3	3	30:08	7:03	L, 81-73
at Florida								
<b>BIGGEST/MOST</b>	<b>44</b>	<b>17</b>	<b>20-0</b>	<b>17</b>	<b>10</b>	<b>39:08</b>	<b>37:42</b>	
<b>TOTALS</b>						<b>846:23</b>	<b>290:16</b>	

## Bounce Back

Kentucky doesn't lose often during the John Calipari era, but when the Wildcats do, they almost always bounce back, and it's extremely rare for the Wildcats to drop more than one in a row. UK is 54-13 under Calipari following a loss (record does not count end-of-season losses).

The Wildcats' back-to-back losses to Utah and Ohio State marked just the 13th time UK lost consecutive games during the Calipari era and the most recent since dropping four in a row from Feb. 3-14, 2018. That stretch was the first four-game losing streak under Calipari and the only time Kentucky has lost more than two games in a row under Calipari.

Previously, the last time UK lost four games in a row was in February 2009, when the Wildcats dropped four straight games to end the regular season. It was the first time Calipari had lost four straight since the end of the 2004-05 season at Memphis.

UK has never lost back-to-back home games under Calipari.

## Nick and Quick at the Heart of Recent Run

Beginning with the Louisville game, Kentucky has won 16 of its last 19 games and has played like one of the best teams in the country. The Wildcats have wins over ranked opponents, key road victories in hostile environments and moved into first place in the Southeastern Conference.

It's been a team effort, but two players in particular have stood out as the Wildcats have re-emerged on the national scene: Nick Richards and Immanuel Quickley. They're playing at SEC Player of the Year levels beginning with the Louisville win.

Player	Stats Breakdown (per game, excluding FG%)
Richards' first 11	11.9 points, 6.9 rebounds, 2.3 blocks, 68.8 FG%
Richards' last 19	15.0 points, 8.3 rebounds, 2.2 blocks, 64.6 FG%
Richards on the road	13.9 points, 7.8 rebounds, 2.4 blocks, 67.6 FG%
Quickley's first 10*	11.1 points, 3.5 rebounds, 1.2 3-pointers, 30.8 3FG%
Quickley's last 19	18.9 points, 4.7 rebounds, 2.5 3-pointers, 46.2 3FG%
Quickley on the road	19.9 points, 5.1 rebounds, 3.0 3-pointers

\*missed one of the first 11 games

## Kentucky's NCAA Tournament Profile

A whole lot has changed since Feb. 8 when the NCAA Division I Men's Basketball Championship did an early reveal of the bracket and unveiled the top 16 teams at the time. Although Kentucky didn't appear among the top four seeds in any of the regions, UK's résumé would warrant a spot if the field was revealed today.

Although the Wildcats are at No. 21 in the NCAA's Evaluation Tool's March 3 rankings, they have an impressive 7-3 record vs. quadrant one teams, including solid wins vs. Michigan State (at a neutral site), Louisville, Auburn and Texas Tech (on the road). Of UK's five losses, four are to teams in the top two quadrants.

The lone exception is a quadrant four loss to Evansville. Although the Wildcats wouldn't make excuses, Kentucky wasn't exactly at full strength for that one. UK played that game without EJ Montgomery and with Ashton Hagans and Nick Richards playing through injuries. Suffice it to say, Kentucky has come a long way since that Nov. 12 loss.

The Wildcats have also been in every game, something few other teams can say. UK has lost its six games by a combined 32 points, an average margin of 5.3 points.

What could ultimately separate UK from its competition is its impressive play on the road. Kentucky is 7-2 in true road games, including 3-1 during a gauntlet that included four straight Saturday road games vs. Arkansas, Texas Tech, Auburn and Tennessee. UK won three of those four games. Kentucky is also 4-2 vs. Associated Press Top 25 teams at the time of the game.

Most major mock brackets now have Kentucky on the three seed line with a chance to move to a two. The official field will be announced March 15 on TBS.

## Quickley is Kentucky's Go-To Option

John Calipari called Immanuel Quickley the most improved player on the 2018-19 team, but his development from last season is on another level.

Quickley, now a sophomore, has scored in double figures in 25 of the 29 games he's played and topped the 20-point plateau in eight. Overall, he's averaging a team-high 16.2 points per game and proven to be Kentucky's best scorer and go-to option down the stretch. He's made a team-high 60 3-pointers -- including making a 3 in 27 of 29 games he's played, including 10 straight -- and shooting a team-high 42.0% from behind the arc after a slow start.

Perhaps flying a bit under the radar nationally, few players have played as well as Quickley has over the last two months. Quickley, who has emerged as a leading candidate for Southeastern Conference Player of the Year, is on a career-best 19-game double-figure scoring streak, the best run since Malik Monk scored in double figures in 30 straight games during the 2016-17 season.



During the recent 19-game stretch, Quickley has scored 20 or more points eight times and made three or more 3-pointers seven times, including a career-high eight at Texas A&M. His offensive rating has ballooned to 124.5, ranked third in the SEC, according to KenPom.com on March 3.

Quickley has won SEC Player of the Week in back-to-back weeks, becoming the first Wildcat in school history to win SEC Player of the Week consecutively (dating back to the 1984-85 season). He's won three times total this season.

During the 19-game stretch, he is averaging 18.9 points to go along with 4.7 rebounds per game and 48 3-pointers while shooting 46.2% from long range. He poured in a career-high 30 points at Texas A&M and sunk a career-best eight 3-pointers to become the first UK player with 30 or more points since Shai Gilgeous-Alexander scored 30 on Jan. 30, 2018, vs. Vanderbilt. He's the first player with back-to-back 25-plus-point games since Monk from Feb. 25-28, 2017. The eight 3s tied Monk, Jamal Murray and Eric Bledsoe for the most 3-pointers in a game during the Calipari era.

What those stats don't fully reveal is just how clutch Quickley has been. He's become Kentucky's go-to scorer down the stretch late in games, breaking the will of more than a handful of opponents with daggers from beyond the arc and clutch free throws.

Two of the best examples were at LSU and at home vs. Florida. He scored 14 of his team-high 21 points in the second half in Baton Rouge, Louisiana, which included making all five field-goal attempts and dishing a pair of assists. At home vs. Florida, he scored 22 points in the second half, including 20 of Kentucky's 28 points when the Wildcats fell behind 40-33. He finished with a game-high 26 points vs. the Gators.

ESPN's Jay Bilas said during the LSU game: "That young man has got ice water in his veins." With Karl Ravech lamenting, "On a team that has (Tyrese) Maxey and (Nick) Richards and (Ashton) Hagans, Quickley has become the go-to guy."

Over the course of UK's eight-game winning streak in February, in the second half alone, Quickley averaged 14.9 points, shot 56.4% from the field, 57.7% from 3-point range and 93.3% from the charity stripe.

"The kid lives in the gym," Calipari said. "He's kind of like Tyler (Herro). He's like Shai (Gilgeous-)Alexander, those guys. He's just like them."

After Herro set a new school record at the free-throw line last season, Quickley is threatening to make it a short-lived mark. Quickley is currently making 92.3% at the line, just behind Herro's 93.5%. He's ranked first in the SEC (through games on March 3) and third in the nation in the category. He's enjoyed four different stretches of 17 or more consecutive makes (with a high of 24 straight) and missed more than one free throw in a game just once this season.

Further illustrating his cool, calm, clutch demeanor, Quickley is 30 of 31 at the free-throw line this season when it's a two-possession game at any point with 3:00 or less to go or the game is in overtime. Against Mississippi State, Quickley made all 14 of his free-throw attempts tying a school record for makes without a miss. Previously, Louie Dampier (Dec. 22, 1966 vs. Oregon State), Ramel Bradley (Nov. 7, 2007 vs. Gardner-Webb) and Jodie Meeks (Jan. 13, 2009 at Tennessee) also hit 14 without a miss. Quickley made eight of them in the final minute as Mississippi State tried to extend the game.

Quickley's emergence began in the rivalry game vs. Louisville. After scoring 16 points in three previous games for his career high, Quickley set a new mark with 18 points in the win over No. 3/4 Louisville. He made two key 3-pointers and was 8 of 8 from the free-throw line, including two in the final seconds of overtime to seal the outcome.

The Maryland native earned the opportunity for a career game offensively because of a stellar day defensively. Calipari told his team that whoever could guard Louisville's leading scorer, Jordan Nwora, would get significant playing time. Quickley answered the call and took on the majority of the assignment. Nwora, who came into the game averaging 21.2 points per contest, was held to just eight points on 2-of-10 shooting.

Mirroring his even-keel approach, Quickley has been Kentucky's most consistent performer in hostile territory. He's averaging a team-best 19.9 points in addition to 5.1 rebounds and 27 3-pointers (on 57.4% shooting) in UK's nine true road games.

## And the Award Goes to ... Kentucky (and Quickley)!

Kentucky has dominated the weekly Southeastern Conference awards under John Calipari and this season is no different.

UK has won eight total SEC honors this season with five SEC Player of the Week awards and three SEC Freshman of the Week honors.

Immanuel Quickley is the latest SEC award winner and has won three total. By winning back-to-back the last two weeks, he became the Wildcat in school history to win consecutive SEC Player of the Week honors (dating back to the 1984-85 season).

UK has won more SEC honors (108) than any school during the Calipari era, including 83 SEC Freshman of the Week honors and 25 SEC Player of the Week awards.

The Wildcats have won four national honors this season. Nick Richards was named the U.S. Basketball Writers Association Oscar Robertson Trophy National Player of the Week after the win over Louisville and the NCAA March Madness National Player of the Week after back-to-back wins vs. Georgia and at Texas Tech. Tyrese Maxey took home both NCAA March Madness National Player of the Week and USBWA Wayman Tisdale National Freshman of the Week honors following the U of L game.

This season, Maxey is a three-time SEC Freshman of the Week winner (Nov. 11, Dec. 30, Jan. 13). In addition to Quickley's three SEC Player of the Week honors (Jan. 13, Feb. 24, March 2), Richards is a two-time SEC Player of the Week winner (Dec. 30, Jan. 27).

## Maxey at his Best Against the Best

Expectations for Tyrese Maxey escalated after he shot the roof off Madison Square Garden in his college debut in early November.

After scoring 26 points in front of a national audience vs. the No. 1 team in the country at the time, Michigan State, many expected him to do that on a nightly basis. It was a high bar for a freshman who would have to endure the same ups and downs just about every freshman has to that puts on a Kentucky uniform.

Now at the end of the regular season, what everyone has found out is that Maxey still has that potential. It just tends to come out when the stakes are at their highest.

Highlighted by a career-high 27-point performance in the victory over No. 3/4 Louisville, Maxey is averaging a team-high 19.0 points to go along with 5.3 rebounds in UK's six games vs. Associated Press Top 25 foes.

In true road games, Maxey ranks second on the team with an average of 15.2 points per game and is shooting 45.0% from the field. He's also adding 4.3 rebounds, 3.0 assists and 1.1 blocks per game in hostile territory.

Maxey's 26 points in the 1-2 matchup vs. Michigan State topped Terrence Jones' 25 points against East Tennessee State in 2010 for the most points by a freshman in their debut as a Wildcat. In that game, Maxey's first points didn't come until just after the midway point of the first half, but he scored seven straight points to help Kentucky earn an 11-point halftime lead. From the 10:03 mark of the second half until a pair of Ashton Hagans' free throws with 37 seconds to play, Maxey scored or assisted on 14 straight UK points to hold off the Michigan State rally.

There was no bigger shot that night though than his final 3-pointer with a minute to play. Michigan State had cut the lead to just two and momentum seemed to be swinging to the veteran-laden Spartans. In front of two former UK stars, John Wall and Jones, as well as NBA champion Kevin Durant, Maxey took 6-foot-6 Aaron Henry off the dribble and launched a shot four feet behind the 3-point line. With one swish of the net, Maxey etched his name into Kentucky record books and introduced himself to the nation.

Against Louisville, he made a career-high nine field goals (on 14 shots), sunk a career-best four 3-pointers and tied a career high with seven rebounds. His 27 points were the most by a UK freshman vs. Louisville and the most by a Wildcat in the rivalry since Jodie Meeks score 28 on Jan. 4, 2009.

Highlighted by six 20-point performances, Maxey -- a three-time Southeastern Conference

## Measurables

### Wing Span

1. Nick Richards - 7'5"
2. Dontaie Allen - 7'2.50"
3. Nate Sestina - 7'2"
- T4. Keion Brooks Jr. - 7'1"
- T4. Johnny Juzang - 7'1"

### Maximum Vertical

- T1. Keion Brooks Jr. - 37"
- T1. Immanuel Quickley - 37"
- T3. Nick Richards - 36.50"
- T3. Ashton Hagans - 36.50"
5. Tyrese Maxey - 35.50"

### Hand Width

1. Dontaie Allen - 11.5"
2. Nate Sestina - 11"
3. Johnny Juzang - 10.75"
- T5. Nick Richards - 10.5"
- T5. Keion Brooks Jr. - 10.5"



### 3/4-Court Sprint

1. Ashton Hagans - 3.11 secs.
- T2. Tyrese Maxey - 3.21 secs.
- T2. Immanuel Quickley - 3.21 secs.
4. Brennan Canada - 3.31 secs.
5. Johnny Juzang - 3.32 secs.

### Body Fat

1. Immanuel Quickley - 6.51%
2. Ashton Hagans - 7.00%
3. Tyrese Maxey - 7.21%
4. Nate Sestina - 7.31%
5. EJ Montgomery - 7.70%

### 185-Pound Bench Press

1. Nick Richards - 18 reps
2. EJ Montgomery - 9 reps
3. Johnny Juzang - 8 reps
- T4. Ashton Hagans - 6 reps
- T4. Riley Welch - 6 reps

## Miscellaneous Stats

### Charges Drawn

- Nick Richards - 10
- Immanuel Quickley - 2
- Nate Sestina - 2
- Keion Brooks Jr. - 1
- Tyrese Maxey - 1

### First Sub

- Nate Sestina - 13
- Keion Brooks Jr. - 12
- Kahlil Whitney - 5
- Johnny Juzang - 3
- Tyrese Maxey - 2
- EJ Montgomery - 2
- Immanuel Quickley - 2
- Ashton Hagans - 1
- Nick Richards - 1

### 5-Second Violations

- Forced by Kentucky - 2
- Forced by Opponent - 0

### 10-Second Violations

- Forced by Kentucky - 0
- Forced by Opponent - 1

### Shot-Clock Violations

- Forced by Kentucky - 20
- Forced by Opponent - 18

### Tip-offs (including OT)

- Won by Kentucky - 21
- Won by Opponent - 11

### 3-Point Plays

- Nick Richards - 13
- Tyrese Maxey - 11
- Immanuel Quickley - 11
- Ashton Hagans - 8
- Nate Sestina - 4
- EJ Montgomery - 3
- Keion Brooks Jr. - 1

### 4-Point Plays



# NOTES

Freshman of the Week selection -- is averaging 14.2 points per game. He's scored in double figures in 22 games.

The Texas native has played particularly well of late. He's averaging 16.3 points per game on 45.5% shooting over the last 11 games. He's scored in double figures in 10 of those.

Included in that stretch, Maxey had 10 second-half points to lead a double-digit comeback effort at home against Vanderbilt. It was Maxey once again to help lead the charge in another double-digit deficit against the Commodores on the road on Feb. 11. He led the Wildcats with 25 points, 15 coming in the second half as UK rebounded from a 14-point first-half hole for a 78-64 win. Maxey posted 17 points vs. 15th-ranked Auburn to help the Wildcats to the Southeastern Conference regular-season title.

## Confident Richards Writing His 'Own (Dominant) Story'

Every player is on their own timetable, John Calipari has repeated throughout his time at Kentucky. For some that means breaking through after their freshman season. For others it may mean two, three or four years of development. Maybe no player is a better example of that than Nick Richards.

The junior is not only enjoying the most productive season of his career, he's producing one of college basketball's best stories of the season. After averaging 4.5 points, 3.9 rebounds and 1.1 blocks over 13.4 minutes a game in the first two seasons of his career, he has emerged as one of the leading candidates for Southeastern Conference Player of the Year and All-America honors.

Highlighted by a career-high 27-point day vs. Mississippi State -- which included 25 points in the second half -- Richards leads the team in rebounding (7.8 per game), blocks (2.2 per game) and double-doubles (10) to go along with a conference-high .660 field-goal percentage and 13.9 points per game. His field-goal percentage mark is also good for fourth in the nation, through games on March 3.

The centerpiece of a frontline that entered the season with questions about its depth and talent after losing PJ Washington and Reid Travis to the pros, Richards has squashed any and all concerns about his ability to produce.

"How many guys have 7-footers that can do what that kid does?" John Calipari said after the Texas Tech game. "Not many."

Case in point: Richards is one of just two players in the country and the only Power 5 big man averaging at least 13.5 points per game, at least 7.5 rebounds and at least 2.0 blocks while shooting at least 65.0% from the floor. He's in the 99th percentile of offensive efficiency in the Synergy national rankings and in the 87th percentile on defense.

In a program headlined by one-and-done success stories, Richards stuck to his own timetable. He didn't start playing basketball until midway through his teenage years, so not only was he behind the traditional development curve, he also lacked the demonstrated performance of his peers. Now that he's built his own confidence, he is playing like one of the best players in the country -- and was awarded as such on Jan. 27, winning his second national player of the week award and his second SEC Player of the Week honor.

"Everybody has their own story," Richards said after the Texas Tech game. "Just because I go to a school that's known for one-and-done doesn't mean I have to be one-and-done. It took me time to develop over the past three years. I've had the best time of my life. Meeting incredible people, having the best coaching staff in the world training me to be the player I am right now and to be a better player for times to come."

Richards played well early in the season, but his meteoric rise began vs. Louisville and continued into the conference season. Despite impressive early numbers, Richards had yet to fully break through vs. consistent, upper-level competition. Against Louisville's front line, one of the best in the country, Richards delivered. The 6-foot-11 big man secured a double-double with 13 points and 10 rebounds, but it was how he did it that impressed the most.

Playing the final 8:53 of regulation and all five minutes of overtime with four fouls, Richards took two momentum-changing charges and scored seven straight points in overtime with the game on the line. With Louisville leading 68-65 with 2:21 to go in overtime, Richards snared an offensive rebound (one of six in the game) and converted the traditional three-point play to even the score once again. His free throws with 27 seconds remaining gave the Wildcats a 72-70 lead they would not relinquish. Richards also drew a game-high 11 fouls to get Kentucky to the free-throw line, a key difference in the outcome. His defense was a difference maker.

The double-double for Richards was his first against a ranked opponent in his three seasons. In 20 games prior against ranked foes, Richards averaged 3.8 points and 3.9 rebounds per game. He had never recorded double-digit scoring or rebounding numbers against a ranked opponent. Now he's done it in two of his last four games vs. ranked opponents after a monster 25-point, 14-rebound, four-block game at Texas Tech.

In the game in Lubbock, Texas, Richards became just the second Wildcat in the Calipari era to post at least 25 points, 14 rebounds and four blocks in a game. National Player of the Year Anthony Davis did it in 2012.

Richards was dominant from start to finish vs. the Red Raiders. After setting the tone early in the game with a thunderous dunk and a handful of intimidating swats, he took over in overtime with seven points, including the game-winning free throws with 10 seconds left and nearly 15,000 hostile fans screaming at him to miss.

He's not just impacting the game offensively, as indicated by a six-block performance at LSU that was felt beyond the box score. The Tigers, one of the nation's most efficient offensive teams, were limited to 39.4% from the field.

"We haven't seen a rim protector as good as Nick Richards," LSU's Skylar Mays said. "He did a great job of controlling the paint and it made it tough for us. That's kind of our bread and butter, and he definitely made it a lot harder for us today."

As Richards goes, so does UK. Kentucky is 21-2 this season when he scores in double figures, 10-0 when he grabs double-digit rebounds and 7-1 when he blocks at least four shots.

## UK's Record vs. AP Ranked Opponents and as an AP Ranked Opponent Under Cal

Kentucky (RK)	Opponent Rank																									RV	NR	TOTAL	
	1	2	3	4	5	6	7	8	9	10	11	12	13	14	15	16	17	18	19	20	21	22	23	24	25				
1	-	0-1	0-1	1-0	2-0	2-0	-	2-0	1-0	-	0-1	-	-	-	-	2-0	1-0	1-0	-	1-0	3-0	1-0	-	-	-	6-2	46-3	69-8	
2	1-0	-	-	0-1	1-0	0-1	-	-	-	-	1-0	1-0	-	1-0	-	1-0	-	1-0	-	0-1	-	-	-	-	-	4-0	24-0	34-3	
3	-	-	-	1-0	-	-	-	-	0-1	-	-	1-0	-	-	-	-	-	-	-	-	0-1	-	-	-	-	1-0	17-0	20-2	
4	-	0-1	-	-	-	-	0-1	0-1	-	-	-	-	-	1-0	-	-	-	-	-	-	-	-	-	-	1-0	2-0	9-2	13-5	
5	1-0	-	-	-	-	0-1	-	-	-	1-0	-	-	-	-	-	-	-	-	-	0-1	-	-	-	-	1-0	1-0	9-0	13-2	
6	-	-	-	-	0-1	-	1-0	1-0	-	0-1	-	-	-	-	-	-	-	-	-	1-0	-	-	-	-	-	1-0	8-2	12-4	
7	-	-	-	0-1	-	-	-	-	-	-	1-0	-	-	0-1	-	-	-	-	-	1-0	-	-	-	-	-	-	5-1	7-3	
8	-	-	-	-	-	-	-	-	1-0	-	-	-	1-0	-	1-0	-	-	-	-	-	-	-	-	-	1-0	0-1	2-3	14-0	20-4
9	-	-	-	-	-	-	-	-	-	-	-	-	-	-	-	-	-	-	-	-	-	-	-	-	-	-	7-2	7-2	
10	-	-	-	-	-	-	-	-	-	-	-	-	-	0-1	-	-	-	-	-	-	-	-	-	-	-	3-3	10-2	13-6	
11	1-0	-	-	-	-	-	1-0	-	0-1	-	-	-	1-0	-	-	-	0-1	-	-	-	-	2-0	-	-	-	-	6-1	11-3	
12	-	-	-	-	-	-	-	-	-	-	-	-	1-0	-	1-0	-	-	-	-	-	-	-	-	-	-	1-0	4-1	7-1	
13	-	-	-	-	-	-	-	-	-	-	-	-	-	-	-	0-1	-	-	-	-	-	-	-	-	-	-	7-2	7-3	
14	-	-	0-1	-	-	-	-	-	-	-	-	-	-	-	-	-	-	-	-	-	-	-	-	-	-	1-1	9-1	10-3	
15	-	-	-	-	-	-	-	-	-	-	-	1-0	-	-	-	-	-	1-0	-	-	-	-	-	-	-	1-0	6-0	9-0	
16	-	-	-	-	-	-	-	-	-	-	-	-	-	-	-	1-0	-	-	-	-	-	-	-	-	-	2-0	4-1	7-1	
17	-	-	-	-	-	-	-	-	-	-	-	-	-	-	-	-	-	-	-	-	-	-	1-1	-	-	-	4-2	5-3	
18	-	-	-	-	-	-	-	-	-	-	-	-	-	-	-	-	-	-	-	-	-	-	0-1	-	-	3-2	6-2	9-4	
19	-	-	1-0	1-0	-	-	-	-	1-0	-	-	-	-	-	-	-	-	-	-	-	-	-	-	-	-	-	2-0	5-0	
20	-	-	-	0-1	-	-	-	-	-	-	-	-	-	-	-	-	-	-	-	-	1-0	-	-	-	-	-	3-1	4-2	
21	-	-	-	-	-	-	-	-	-	-	-	-	-	-	-	-	-	-	-	-	-	-	-	-	-	1-0	2-1	3-1	
22	-	-	-	-	-	-	-	-	-	-	-	1-0	-	-	-	-	-	-	-	-	-	-	-	-	-	1-0	5-1	7-1	
23	-	-	-	-	-	-	-	-	-	-	-	-	-	-	-	-	-	-	-	-	-	-	-	-	-	0-1	3-0	3-1	
24	-	-	-	-	-	-	-	-	-	-	-	-	-	0-1	-	-	-	-	-	-	-	-	-	-	-	-	0-1	0-2	
25	0-1	-	-	-	-	-	0-1	-	-	-	-	-	-	-	-	-	-	-	-	-	-	-	-	-	-	-	1-1	1-3	
RV	0-1	1-0	-	-	1-0	-	2-0	-	-	0-1	-	1-0	1-0	-	-	-	0-1	-	-	-	-	-	-	-	-	-	-	6-3	
NR	-	-	-	0-1	-	-	-	-	-	-	1-0	-	-	-	-	1-0	-	-	-	-	-	-	-	-	-	-	-	2-1	
TOTAL	3-2	1-2	1-2	3-4	4-1	2-2	4-2	3-1	3-2	1-2	2-1	4-0	5-0	2-2	2-1	4-0	3-1	2-2	2-2	1-1	4-0	4-0	1-2	1-1	1-0	Total	304-71		
																										Total	63-33		





## Points Per Possession

Game	Off. PPP	Def. PPP
vs. Michigan State	0.96	0.86
EASTERN KENTUCKY	1.07	0.58
EVANSVILLE	0.91	0.96
UTAH VALLEY	1.12	1.01
MOUNT ST. MARY'S	1.17	0.89
LAMAR	1.21	0.84
UAB	1.08	0.91
FAIRLEIGH DICKINSON	1.24	0.78
GEORGIA TECH	1.00	0.79
vs. Utah	0.99	1.03
vs. Ohio State	0.98	1.08
LOUISVILLE	1.11	1.00
MISSOURI	1.08	0.89
at Georgia	1.07	0.95
ALABAMA	1.03	0.91
at South Carolina	1.03	1.07
at Arkansas	1.00	0.90
GEORGIA	1.22	1.08
at Texas Tech	0.99	0.96
VANDERBILT	1.08	0.94
at Auburn	1.03	1.17
MISSISSIPPI STATE	1.13	1.01
at Tennessee	1.20	1.00
at Vanderbilt	1.18	0.97
OLE MISS	0.97	0.90
at LSU	1.18	1.13
FLORIDA	1.00	0.91
at Texas A&M	1.11	0.97
AUBURN	1.06	0.96
TENNESSEE	1.07	1.19
at Florida		

## Overall

UK offensive high - 1.24 vs. FAIRLEIGH DICKINSON  
 UK offensive low - 0.91 vs. EVANSVILLE  
 Kentucky SEC offensive high - 1.22 vs. GEORGIA  
 Kentucky SEC offensive low - 0.97, vs. OLE MISS  
 Kentucky postseason high -  
 Kentucky postseason low -  
 Opponent offensive high - 1.19, TENNESSEE  
 Opponent offensive low - 0.58, EASTERN KENTUCKY  
 Opponent SEC offensive high - 1.19, TENNESSEE  
 Opponent SEC offensive low - 0.89, MISSOURI  
 Opponent postseason high -  
 Opponent postseason low -

## Clutch Free Throws

Free throws during a two-possession game (six points or less) at any point with 3:00 or less to play or overtime:

Player	FTs	Pct.
Johnny Juzang	2-2	1.000
Immanuel Quickley	30-31	.968
Ashton Hagans	23-26	.885
Nick Richards	29-33	.879
Tyrese Maxey	11-13	.846
Keion Brooks Jr.	6-8	.750
Nate Sestina	2-3	.667
EJ Montgomery	0-2	.000
Kahlil Whitney	0-1	.000

**Kentucky**      **103-119**      **.866**

## Hagans One of the Best PGs in the Country

Ashton Hagans certainly has the confidence of his head coach in year two as Kentucky's starting point guard.

"We could say there are better point guards in the country, but you got to tell me who you're talking about," John Calipari said.

Hagans has been the consummate point guard in his sophomore season, doing a little bit of everything to affect the game. He is averaging 11.5 points, 6.4 assists, 3.9 rebounds and 1.9 steals per game while grabbing the leadership reins of a talented but once again young team.

The second-year guard has boasted double-figure scoring in 20 games, including a career-high 26-point performance in the win over Utah Valley. He's dished out three or more assists in every game and has five or more in 22 outings, including a career-high-tying 12 vs. UAB. His streak of 10 games with six or more assists was snapped with five dimes at Georgia. It was the best run by a Wildcat under John Calipari and the best run since Roger Harden dished six or more in 12 straight from Jan. 11 to Feb. 15, 1986.

With 351 career dimes, he ranks 12th in program history in assists. His assist average is ranked 15th in the country and tops in the league (through games on March 3).

The reigning Southeastern Conference Co-Defensive Player of the Year remains UK's best on-ball defender with a team-high 58 steals, and even those numbers don't do him justice. His ability to disrupt an opposing team's offense was on full display in the win at Texas Tech.

Hagans posted three steals vs. the Red Raiders, but it was the plays that didn't show up as steals that helped preserve the win. Down the stretch, he forced three key turnovers, including knocking the ball off a defender's foot on the sideline, running the length of the floor to tip away what would have been a transition alley-oop dunk, and swatting away the potential game-tying shot in the closing seconds of overtime.

It is plays like those that underscore why Hagans is a Naismith National Defensive Player of the Year semifinalist for a second season in a row.

"You're not going to find a player that is better on the defensive end on and off the ball than Ashton Hagans has been," ESPN analyst Jay Bilas recently said. "I think he's the frontrunner for national defensive player of the year."

Said national writer Jeff Goodman: "Lots of great defensive players out there, but I'll take Ashton Hagans over all of them."

With 119 swipes in 67 career games, Hagans is averaging 1.776 steals per game for his career. That rate is third all-time in program history, trailing only Rajon Rondo and Derek Anderson.

Hagans has done all this while fighting through nagging injuries this season. He battled lower leg pain for the first handful of games to start the season, played through a left ankle sprain early in the SEC season and suffered a left thigh contusion recently that has limited him.

Hagans has had trouble taking care of the ball of late with four or more turnovers in 10 of the last 18 games, but Calipari reiterated after the Ole Miss game that there isn't another point guard in the country he would rather have running his team.

"He's the least of our worries," Calipari said. "Ashton is my point guard, and I'm with him. The one thing I do know, he'll fight to win a game."

## Balanced Attack

Part of what makes this Kentucky team dangerous is the balance. Six different players have led the Wildcats in scoring. Immanuel Quickley has led the team in scoring 10 times, but Tyrese Maxey has led in eight games and Nick Richards seven times.

Five players have scored at least 25 points in a game a total of nine times this season, but ironically the last one to do it was the Wildcats' leading scorer, Quickley, who is averaging 16.2 points per game. He joined the 25-point club with 26 points vs. Florida, making this the first UK team with five players to score 25 points or more since the 2015-16 squad. He then became the first UK player since Malik Monk in 2016-17 with back-to-back games of 25 or more points with a career-high 30 at Texas A&M last week.

This group is trying to become the first UK team to feature four Wildcats averaging at least 12.0 points per game since Rick Pitino's first UK team back in 1989-90. Currently three players are with Ashton Hagans' scoring average dipping just under 12, at 11.5.

## If You're into Omens ...

If you're into historical trends, this one may be for you.

Earlier this season, it was noted that winning in Knoxville, Tennessee, has had a peculiar tie with the Wildcats' NCAA Tournament success. Quite simply, a win in Knoxville traditionally spells success for UK in March.

Kentucky has never won an NCAA championship without first winning in Knoxville during the regular season. And leading into this season, every win during the John Calipari era has resulted in a trip to the Final Four later that season (UK did not visit Knoxville in 2014). Kentucky won 77-64 in Thompson-Boling Arena on Feb. 8.

It gets wilder.

For just the fourth time in the last 24 seasons, UK now has victories over LSU in Baton Rouge, Louisiana, Vanderbilt in Nashville, Tennessee, and Tennessee in Knoxville. The last three times UK has achieved that feat: 2012, 1998 and 1996. Why do those years stand out? They correspond with the last three Kentucky teams to win a national title.

But wait, there's more.

Kentucky had an 11-point lead at halftime at home against Tennessee on March 3 and eventually lost. It was the biggest halftime advantage UK has failed to capitalize on with a win in Rupp Arena since losing an 11-point halftime lead to Ole Miss on Feb. 14, 1998. The Wildcats would not lose again that season, eventually winning the 1998 national championship.

## Sestina Joins 1,000-Point Club

Kentucky's most veteran player, Nate Sestina, enjoyed a breakthrough night at LSU with 11 points, eight rebounds and a trio of 3s. Not only did his performance help seal a win for the Wildcats, his first bucket of the night enabled him to top 1,000 career points split between his time at Bucknell and Kentucky.

Sestina, considered one of UK's team leaders for his floor presence and energy, is averaging 5.6 points and 3.7 rebounds per game. He's scored in double figures four times with a double-double vs. Eastern Kentucky.

There have been 60 1,000-point scorers in school history but not one since Terrence Jones, Doron Lamb and Darius Miller all eclipsed the mark in 2011-12. Sestina does not make it into the school's official 1,000-point club because of his split career.

## Sestina Makes SEC Community Service Team

Nate Sestina was named to the 2020 Southeastern Conference's Men's Basketball Community Service Team. Sestina is UK's representative on the 14-man team that honors players' exemplary service to their communities.

This marks the 22nd year for the SEC Community Service Team for men's basketball. All 21 league-sponsored sports have had a Community Service Team since 2004. The team honors student-athletes beyond the court for their on-going efforts in the community.

Throughout his collegiate career, Sestina has been a mainstay in the community. In his lone season at Kentucky, he has participated in packing lunches, distributing to a local school and playing backyard games with a local elementary school as a part of God's Pantry.

Sestina was a part of serving Thanksgiving dinner to the Salvation Army and participated in a Samaritan's Feet project. The Pennsylvania native is known to visit local elementary schools and read to the students. He's also been a part of the campus clothing swap, in which he helped collect new and gently used clothing items to donate to Central Kentucky's YMCA. He's also the men's basketball representative on the Student Athletic Advisory Committee.

Sestina's work at the community didn't begin at Kentucky. One of his favorite projects during his four-year career at Bucknell involved coordinating and executing a local marathon with other student-athletes. Sestina is also active at home while he is visiting family during his breaks from college. He can often be found offering motivational talks to the football and basketball teams at his former high school and reads at the local elementary school.

The graduate transfer also volunteers at his church, where he packs and organizes donations and distributes the items to families. During the holiday season, he joins his family in singing carols and helping decorate at The Manor, a local assisted living facility.

## Taking Advantage of Free Points

One of Kentucky's strengths is its success at the free-throw line. UK is earning 24.6% of its points at the free-throw line, has a free-



# NOTES

throw rate of 41.5% and is connecting at 79.6%. All are among the national leaders.

Kentucky's free-throw distribution percentage is ranked fourth and free-throw rate is rated 11th, according to KenPom.com (through games on March 3). The Wildcats' make percentage is third in the country. Five players are making 73.5% or better (with a minimum of 30 attempts), led by Immanuel Quickley's 92.3% (144 of 156).

The Wildcats have also made at least 75% in 13 straight games.

Kentucky's strong performance at the line isn't relegated to its success rate of makes, but also the frequency in which the Wildcats are getting to the line and the number of makes per game. UK is taking an average of 23.0 free throws a game. The Wildcats are making an average of 18.4. The opposition is averaging 12.9 makes on an average of 18.9 attempts a game. Opponents have shot only 15 more free throws than UK has made this season.

UK's plus-5.4 points per game at the line ranks seventh in the country, through games on March 3. Western Kentucky currently leads the country with a plus-8.2 differential. UK is seventh in the country in points per possession off of free throws at 0.079. WKU leads that category with 0.117 points per possession coming from the stripe.

John Calipari's best free-throw shooting team at Kentucky shot 72.6% in 2014-15. The 2013-14 squad averaged the most trips (28.7) and makes (19.5) per game under Calipari's tutelage. There's still a ways to go in the season, but UK's current free-throw percentage of .796 is ahead of the school record of 77.6% by the 1978-79 team.

UK has made its free throws when they matter the most. The Wildcats are 103 of 119 (86.6%) at the line when it's a two-possession game (six points or less) or less at any point with three minutes or less to play (including overtime). Quickley is 30 of 31 (96.8%) on the season after missing his first pressure-situation attempt at LSU.

## Injury Bug

Kentucky's depth has been tested by a number of injuries this season. Ten current Wildcats have dealt with injuries or are rehabbing old ones, oftentimes limiting UK's depth in games.

- Dontaie Allen (left knee) - return: undetermined | Torn ACL from senior season of high school; participated in strength and conditioning programs over the summer and continues to progress with rehabilitation program, including participating in practices recently
- Ashton Hagans (left thigh) - available | Sustained a left thigh contusion at LSU but played (did not start) the next game vs. Florida; sprained left ankle against Missouri; also dealt with a lower right leg injury early in the season but has not missed a game
- Ben Jordan (head injury) - available | Sustained a head injury in practice and was unavailable vs. Fairleigh Dickinson
- Johnny Juzang (illness) - available | Missed Missouri and Georgia games with an illness
- Tyrese Maxey (thigh contusion) - available | Sustained a thigh contusion in the second half at South Carolina
- EJ Montgomery (right ankle) - available | Sustained a right ankle sprain in the first half of the Michigan State game; missed the next three games and returned vs. Mount St. Mary's
- Zan Payne (right knee) - return: undetermined | Continuing to rehab from a knee injury from his senior season of high school; underwent a rigorous rehab program over the summer and participated in his first practices recently
- Nick Richards (left ankle) - status: available | Sustained a right leg injury at LSU but returned to the game and played vs. Florida; also sprained his left ankle during the Georgetown College exhibition game and missed the final exhibition vs. Kentucky State
- Nate Sestina (left wrist, right shoulder) - status: available: | Fractured his left wrist on Nov. 26 and returned three weeks later vs. Utah; injured his right shoulder in the second half against Mississippi State but returned to the game
- Immanuel Quickley (chest contusion) - available | Suffered chest contusion in practice prior to Utah Valley and did not play vs. the Wolverines. Returned the following game

## S-E-C! S-E-C! S-E-C!

Kentucky is the Southeastern Conference's gold standard. Since the SEC's inception in 1932-33, the Wildcats are the most dominant team in the league, recording a 1,011-284 mark (.781) in regular-season conference play. Only one other team has won more than 750 regular-season SEC games (Alabama), and no other team owns a better winning percentage.

- Kentucky has averaged 11.6 wins and only 3.3 losses per season in 86 seasons in the SEC
- UK has won 49 SEC regular-season titles and 31 SEC Tournament championships
- The Wildcats have won 16 of the last 28 SEC Tournaments
- Kentucky has captured at least a share of six of the last 11 SEC regular-season champi-

onships under John Calipari

- UK has played in the championship game of the SEC Tournament in eight of Calipari's 10 seasons, winning six times
- Kentucky won its 1,000th game in SEC regular-season action vs. Alabama on Jan. 11. Kansas has won 1,000 conference games when combining its records in the Big 6, Big 7, Big 8 and Big 12, but no team in the country has won 1,000 or more regular-season league games in one conference alone
- Seven teams made the 2019 NCAA Tournament field, tied for the second most of any league in the country
- The SEC had two teams in the Elite Eight, one in the Final Four and went 12-7 in NCAA Tournament games in 2019
- The SEC has held its own in the annual Big 12/SEC Challenge. The conferences are 20-20 over the last four seasons in the yearly January showdown
- As of the March 2 rankings, two SEC teams are ranked in the Associated Press Top 25. In addition to UK, Auburn is ranked No. 17. LSU is receiving votes
- Twelve SEC schools ranked in the top 100 and six in the top 50 of the NCAA's Net Evaluation Tool rankings, through games on March 3

## Kentucky's Schedule Packs a Punch

Kentucky's schedule is always among the toughest in the country and this season will certainly be no different.

UK's nonconference slate alone saw the Wildcats defeat Michigan State in the Champions Classic in New York, endure a tough trip to Las Vegas vs. Utah and Ohio State, included the annual rivalry vs. Louisville in Rupp Arena, and took the Wildcats to Texas Tech.

Seven of UK's 13 nonconference opponents this season made a postseason tournament in 2019, five of which made the NCAA Tournament. Michigan State (1), Louisville (3) and Ohio State (5) were all ranked in the top five of the Associated Press Top 25 at the time of the meeting. It's the first time UK has played three AP top-five opponents before January since the 1979-80 season. The Wildcats went 2-1 vs. those three opponents.

That nonconference schedule has given way to one of the toughest league schedules in the country. UK will play its permanent home-and-away opponents of Florida, Tennessee and Vanderbilt twice, plus host and visit both Auburn and Georgia. The SEC's 15 NCAA Tournament selections over the last two years are second most in the nation.

The nonconference and league schedule combined reveals that 15 of the 26 opponents UK will face played in the postseason in 2018-19, including 11 in the NCAA Tournament, five in the Sweet 16 and three in the Final Four.

Four Kentucky opponents are ranked in the March 2 Associated Press Top 25, including three nonconference foes in Louisville (10), Michigan State (16) and Ohio State (19). SEC foe Auburn (17) is also ranked among the AP Top 25, with LSU and Florida just outside receiving votes. Nonconference opponent Texas Tech is also receiving votes.

## Cats Deliver the Knockout Punch

Kentucky is 281-8 (.972) in the John Calipari era when leading by at least 10 points at any time in the contest with its last loss coming after leading by 17-points in the second-half to Tennessee on March 3.

Ironically, two of the last four instances UK has let a double-digit slip away came on the road at South Carolina. The Wildcats led by as many as 14 in Columbia, South Carolina, on Jan. 15, but the Gamecocks rallied behind a buzzer-beating 3-pointer for the 81-78 win. It was the first time UK let a double-digit lead slip away since Auburn rallied for an overtime win in the 2019 Elite Eight. Prior to that, UK's last loss was another 14-point advantage at South Carolina during the 2017-18 season.

Seven of the eight losses are to conference opponents.

Perhaps most impressive of all is that 71.2% of games Calipari has coached in at Kentucky have produced 10-point leads at some point during the game for UK. The Wildcats have led by 10 points or more in a whopping 85.7% of Calipari's 328 career wins at Kentucky.

## Cats Don't Count on the Long Ball

New rules this season that moved the 3-point line to the international basketball distance of 22 feet, 1.75 inches has had an impact on college basketball, and the Wildcats are not immune.

Kentucky is shooting 33.5% from behind the arc, ranked 166th in the country (through

## Lineup Comparison

Most Frequent Lineups	Total Minutes	Points For	Points Against	+/-	+/- per 40 min.
Hagans, Quickley, Montgomery, Richards, Maxey	248:26	503	409	+94	+15.13
Hagans, Sestina, Quickley, Richards, Maxey	109:08	222	192	+30	+11.00
Hagans, Sestina, Quickley, Montgomery, Maxey	83:56	141	130	+11	+5.24
Hagans, Quickley, Richards, Maxey, Brooks Jr.	61:42	123	91	+32	+20.75
Hagans, Sestina, Quickley, Maxey, Brooks Jr.	41:49	67	81	-14	-13.39
Hagans, Quickley, Montgomery, Maxey, Brooks Jr.	35:53	79	50	+29	+32.33
Quickley, Montgomery, Richards, Maxey, Juzang	32:47	57	60	-3	-3.66
Hagans, Sestina, Whitney, Richards, Maxey	31:38	50	41	+9	+11.38
Hagans, Montgomery, Richards, Maxey, Juzang	29:15	50	44	+6	+8.21
Hagans, Whitney, Montgomery, Richards, Maxey	27:05	42	48	-6	-8.86



games on March 3). The Wildcats rank near the bottom nationally in both 3-point field goals per game (ranked 340th with 5.0 per game) and 3-point scoring distribution (only 20.0% of UK's points come from 3s, which is 350th out of 353 teams) and have taken 235 fewer 3-pointers than the opposition. Additionally, the Wildcats have made four or fewer 3-pointers in 12 games.

But, if you've followed John Calipari's teams over the years, there shouldn't be much concern. Kentucky has never relied on the 3-point shot under Calipari. While teams nationally are taking more 3-point shots than ever before, UK has bucked the trend and played to the style that's best suited that particular group.

The highest percentage of 3-point shots taken under Calipari was the 2010-11 Final Four team that lofted 32.4% of its shots from beyond the arc. No surprise, that team that consisted of Brandon Knight and Doron Lamb on the perimeter is also Calipari's top 3-point shooting team at Kentucky.

Calipari typically likes his teams to take between 20 to 24 3-point attempts per game but believes this team is better suited to take closer to 15 to 20. UK is averaging 14.8 attempts through 30 games.

Not relying on the 3 certainly hasn't hurt the Wildcats. UK is 10-1 all-time under Calipari when making one or fewer from long range, including 3-0 this season. Extended to three or fewer 3-pointers, Kentucky is 8-1 this season.

UK's 3-point numbers are on the rise. The Wildcats are shooting 36.0% from behind the arc in conference games, which ranks second in the SEC.

Oddly enough, Kentucky has shot the ball from deep considerably better in hostile territory. The Wildcats are shooting 45.8% from long range in true road games but only 28.9% at home and 25.9% in their three neutral-site games.

Year	% of Attempts from 3	3-Point FG%
2009-10:	.313	.331 (lowest)
2010-11:	.324 (highest)	.397 (highest)
2011-12:	.265	.378
2012-13:	.293	.346
2013-14:	.276	.332
2014-15:	.271	.349
2015-16:	.310	.366
2016-17:	.316	.353
2017-18:	.258 (lowest)	.357
2018-19:	.296	.354
2019-20	.267	.335

## Forever Young

With a combined 50 starts, 27.2% of the scoring, 30.5% of the rebounding and four key players (Ashton Hagans, Immanuel Quickley, Nick Richards and EJ Montgomery) back from the 2018-19 Elite Eight team -- plus a graduate transfer in Nate Sestina -- this is one of the most experienced teams of the John Calipari era.

The key words being the Calipari era.

In comparison to the rest of the country, it's still inexperienced. According to Ken Pomeroy's experience rankings, UK is 336th in the country out of 353 teams with an average of 0.99 years of experience (through games on March 3). Only four other Power 5 teams check in with less experience in the KenPom.com rankings.

UK began the season with nine newcomers on its roster, so growing pains are expected. Having said all that, it does rank as one of Calipari's most experienced teams at Kentucky, and that's important. Every team but one in the Calipari era has made the NCAA Tournament, but his best teams have combined young talent with a few returning pieces.

The 2009-10 squad with John Wall and DeMarcus Cousins featured veteran Patrick Patterson. The 2010-11 Final Four team had DeAndre Liggins and Josh Harrellson. The 2011-12 national championship team boasted three key returners in Terrence Jones, Doron Lamb and Darius Miller. The 2013-14 national runner-up squad featured Alex Poythress and Willie Cauley-Stein. And the 2014-15 team that nearly ran the table had both Poythress and Cauley-Stein back in addition to Andrew and Aaron Harrison and Dakari Johnson.

## Defense is the Difference Again

Long. Athletic. Interchangeable parts. Like so many of his past teams, this Kentucky squad is once again stingy defensively.

Opponents are making just 39.1% from the floor, ranked 16th in the country (through games on March 3). And unlike last season when it seemed like every opponent early in the schedule caught fire from outside, the opposition is only making 30.3% from behind the arc.

Kentucky has held 18 opponents this season to 40% or less from the field, including eight of the last 11. UK is 15-3 in those games. Of the six Associated Press Top 25 opponents Kentucky played at the time, the Wildcats held four of them to less than 40% from the floor.

Sophomore Ashton Hagans, the 2019 Southeastern Conference Co-Defensive Player of the

Year, is once again playing lockdown defense with 1.9 steals per game and is a Naismith National Defensive Player of the Year semifinalist.

When opponents are able to get by the likes of Hagans, Nick Richards is there as a rim protector. The junior is averaging a career-best 2.2 blocks per game with eight games of four or more rejections, including seven swats vs. Lamar, the most blocks by a Wildcat since Karl-Anthony Towns denied seven shots on Jan. 20, 2015.

Richards ranks among the best defenders in the country according to Synergy Sports' defensive rankings.

## Hold Them to 55 Points, 40%

Defense has always been a recipe for success for the Wildcats under John Calipari. The special ingredient: 55 points. UK is a perfect 77-0 under Calipari when holding the opponent to 55 points or fewer, including 3-0 this season.

The Wildcats are 185-7 (96.4%) under Calipari when limiting the opponent to 63 points or less. UK is 12-0 thus far this season in the category. Kentucky's 61-59 loss to Tennessee in 2017-18 snapped a 60-game winning streak when holding the opponent to 63 or less.

Kentucky also fares well when it keeps the competition to 40% or less from the floor. UK is 202-19 (91.4%) vs. opponents under Calipari when its field-goal percent is 40% or less. The Wildcats are 15-3 this season. UK has held eight of the last 11 opponents to 40% or less.

## Always Efficient

According to Ken Pomeroy's calculations on kenpom.com, UK's teams under John Calipari have consistently ranked among the most efficient teams in the country per possession.

Year	Offense (Rank)	Defense (Rank)	Overall
2020	111.8 (32)	94.5 (48)	30th
2019	117.6 (14)	90.1 (8)	8th
2018	115.8 (24)	95.4 (22)	17th
2017	119.1 (12)	91.4 (7)	4th
2016	120.4 (5)	98.0 (53)	6th
2015	119.3 (5)	86.5 (2)	1st
2014	117.6 (10)	96.9 (41)	11th
2013	108.8 (42)	99.1 (129)	42nd
2012	122.9 (2)	88.2 (9)	1st
2011	118.1 (7)	90.4 (15)	6th
2010	116.1 (15)	86.2 (6)	3rd

*\*through games played on March 3*

## Big-Game Cal, Cats

John Calipari's teams aren't just good against the best teams in the country, they're great. Not only does Kentucky own a 63-33 record (.655) vs. Associated Press Top 25 teams under John Calipari, UK is 7-4 when both teams are ranked in the AP top five.

All-time, Calipari is 13-8 when both teams are ranked in the AP top five. When both teams are ranked in the AP Top 25, Calipari's all-time record is 86-56, including a 55-29 mark at Kentucky. When both are ranked in the top 10 he has a 27-19 record, including 16-12 at UK.

Kentucky has answered the bell of big-time showdowns again this season. UK is 4-2 vs. AP Top 25 teams, including 2-1 vs. top-five teams at the time.

By defeating top-ranked Michigan State to start the season, UK knocked off the No. 1 team in consecutive seasons for the first time in school history. Last season, Kentucky downed Tennessee on Feb. 19, 2019. With the win over MSU, the Wildcats now have nine victories over the No. 1 team in 25 tries.

Calipari improved to 6-4 vs. the No. 1 team in his career with the win vs. Michigan State, including 3-2 at Kentucky. According to ESPN, Calipari is the only coach with a winning (.600) percentage against No. 1 ranked teams with a minimum of 10 games faced against the No. 1.

## Taking Care of Business

Kentucky's 63-33 record vs. opponents ranked in the Associated Press Top 25 in John Calipari's tenure is impressive, but the Wildcats' ability to beat all-comers can't be overlooked. Under Calipari, UK is 266-44 vs. unranked competition, an .858 winning percentage.

## Jordan First Two-Sport Star Since Braddy

Even with key returners, a deep and talented recruiting class, and the addition of graduate transfer Nate Sestina, Kentucky suffered major losses from last season.

From a numbers standpoint, UK needed more depth. When John Calipari heard there was a 6-foot-9, 250-pound pitcher on the baseball team with considerable basketball talent, he called UK baseball head coach Nick Mingione.

Enter Ben Jordan.

Jordan joined the team just before the Blue-White Game and served an important role early in the season when injuries mounted.

Jordan is the first multi-sport basketball player since Nehemiah "Junior" Braddy, who

## Wins vs. Losses in 2019-20

Result	FG%	Opp. FG%	3-Pt. FG%	Opp 3-Pt. FG%	FT%	RPG	APG	TOPG	BPG	SPG	PPG	Opp PPG
Wins	.472	.379	.346	.292	.805	38.3	14.3	12.5	5.4	5.3	76.0	64.0
Losses	.417	.443	.297	.355	.761	31.0	10.7	12.8	4.0	5.2	68.7	74.0



# NOTES

played four seasons with the basketball team (1990-93) and one with the baseball team (1991). It's worth noting that while former UK basketball player E.J. Floreal played both basketball (2014-16) and track at UK, he didn't begin his track career until after leaving basketball.

Although Jordan is a highly regarded baseball prospect with a lively arm, he's also a talented basketball player. He played at West Carter High School in Olive Hill, Kentucky, where he was the all-time leading rebounder and shot blocker and the eighth all-time leading scorer.

Jordan won Eastern Kentucky Conference Defensive Player of the Year in his senior season in addition to EKC First Team honors. He averaged 12.2 rebounds a contest in his final year.

Jordan is expected to be a major part of the UK baseball team in the spring. A 2016 Under Armour All-American in high school, he appeared in 10 games last season after redshirting in 2018 with an injury. Over the summer, playing for the Gaithersburg Giants of the Cal Ripken College Baseball League, Jordan appeared in seven games with six starts. He went 1-1 with a 2.70 ERA in 26.2 innings, allowing just 14 hits while striking out 36 en route to First Team All-Cal Ripken League honors.

The plan for Jordan is to remain with basketball through the rest of the season before returning to the diamond for his redshirt sophomore season.

## Nation-Best 29 Wildcats on NBA Opening-Day Rosters

As the 2019-20 NBA season began, 29 players on NBA opening-day rosters (including two-way and inactive lists) played and finished their college basketball careers at Kentucky.

Underscoring the fact that no other school in the country can match UK's ability to develop players and put them in the NBA, UK's 29 players were again the most of any college basketball program, beating the next-closest school (Duke) by five players.

Of the 496 players in the NBA to start the 2019-20 season, 5.8% played and finished their college basketball careers at UK. There were actually fewer teams without a Wildcat (12) than there are NBA teams featuring Wildcats (18).

Of the 29 Wildcats on an opening-day NBA roster, John Calipari has coached 28 of them. With Derrick Rose (Detroit Pistons), who played for Calipari during the 2006-07 season at Memphis, Calipari has coached 29 players on 2019-20 opening-day rosters.

Kentucky has enjoyed unprecedented success at putting players in the NBA under Calipari. In the 10 seasons of the Calipari era, 38 players have been selected in the NBA Draft, more than any other school. Included in the recent run are 29 first-round picks, three No. 1 overall selections (Davis, Karl-Anthony Towns and John Wall) and 21 lottery selections.

Calipari's players are not only reaching the next level, they are succeeding when they do. His players have garnered 23 All-Star selections, with Anthony Davis winning the game's MVP honor in 2017. Rose was named the league's MVP in 2011. Five of his players have been tabbed All-NBA (Rose, Wall, Davis, DeMarcus Cousins and Towns), three have been named NBA Rookie of the Year (Rose, Tyreke Evans and Towns), and 12 players from Calipari's first nine teams at Kentucky have made the NBA All-Rookie teams.

Using figures compiled by basketball-reference.com and spotrac.com, Calipari-coached players only (which includes Rose but not Rondo) have amassed more than \$2.26 billion in career NBA contracts. In the 10 seasons Calipari has been the head coach at Kentucky, his players have totaled nearly \$1.9 billion in NBA contracts.

In just the 2019-20 season alone, UK players will make more than \$255 million. Calipari-coached players only (includes Rose but not Rondo) will make more than \$260 million.

A full breakdown of the current Wildcats in the NBA can be found later in the notes.

## Wildcats Shine at NBA All-Star Weekend

It wasn't just the number of former Kentucky men's basketball players -- six in all -- at NBA All-Star weekend that made it an impressive weekend, it was also how they performed.

The Wildcats had their fingerprints all over Chicago, highlighted by Anthony Davis making the game-winning free throw in the All-Star Game on Sunday night and Bam Adebayo winning the Skills Challenge on Saturday.

Davis (Los Angeles Lakers) made the deciding free throw in the new format of the All-Star Game. With the first team to 157 points (24 more points than the leading team heading into the fourth quarter, a tribute to the late Kobe Bryant), Davis stepped to the line needing to make one of two to end the game. He missed long on the first, but in front of his hometown crowd, calmly sunk the second. He scored 20 points to go along with nine rebounds and three blocks in the Team LeBron win.

Davis was making his seventh All-Star Game appearance and was joined by two other Wildcats in the game, Adebayo and Devin Booker, who made their NBA All-Star debuts. Adebayo (Miami Heat) scored eight points and Booker (Phoenix Suns) totaled six. UK's three representatives were more than any other school.

A night earlier, Adebayo dominated all three rounds of the NBA Skills Challenge to become the second Wildcat to win the competition. Karl-Anthony Towns won it in 2016.

Not long after, Devin Booker nearly made it 2-for-2 for the Kentucky Wildcats at the NBA All-Star Saturday Night in the 3-Point Contest. The 2018 champion scored 27 in the first round and 26 in the championship round but was edged by Buddy Hield on the final shot by a point.

A former Kentucky player has won a major award in five straight NBA All-Star weekends. Towns won the Skills Challenge in 2016, Davis captured MVP honors in the All-Star Game and Jamal Murray won MVP in the Rising Stars Challenge in 2017. Booker took home 3-Point Contest honors in 2018, Hamidou Diallo won the Slam Dunk Contest last season, and Adebayo was crowned the Skills Challenge champion this year.

Three Wildcats played in Friday's Rising Stars Challenge. Shai Gilgeous-Alexander (Oklahoma City Thunder) scored 16 points and PJ Washington (Charlotte Hornets) recorded eights

points and five rebounds. Tyler Herro (Miami Heat) was also selected for the game but sat out due to injury.

## Kentucky at No. 1

For the seventh season in the 11-year John Calipari era, the Kentucky men's basketball team earned a No. 1 ranking in the Associated Press Top 25 on Nov. 11.

After defeating Michigan State, the previous No. 1 team, in the State Farm Champions Classic and then following it up with a dominating 42-point victory vs. Eastern Kentucky the Wildcats were named the March Madness Team of the Week and then moved atop the AP Top 25 for the first time since December 2016.

No other school has reached No. 1 in seven of the last 11 seasons while Calipari has been at Kentucky. According to STATS, only three other programs (Duke, North Carolina and UCLA) have ever been ranked No. 1 in seven different seasons during an 11-year span.

The Wildcats' stay at No. 1 was brief after a shocking loss to Evansville. It marked just the third loss ever by Kentucky in 57 games in Rupp Arena as the No. 1 team in the country. UK fell to 69-8 as the AP top-ranked team under Calipari.

The Wildcats own an all-time record of 220-31 (.876) at No. 1 in the AP Top 25. UK has appeared at the top of the AP poll 24 different seasons in school history, and the latest stay marked the program's 125th week at No. 1, third most in college basketball (Duke has 145 and UCLA, thanks in large part to its dynasty in the 1960s and 1970s, has 134).

Calipari, one of only two coaches (Frank McGuire) to lead three programs to a No. 1 ranking, is no stranger to the top spot. Dating back to his time at Memphis, Calipari-coached teams have reached No. 1 in eight of the last 13 seasons. Including his tenure at UMass, his teams have ranked No. 1 in 10 different seasons.

## 2012 Title Team Voted Team of the Decade

Kentucky led college basketball in the 2010s in NCAA Tournament wins, Final Four appearances and NBA Draft picks. According to the Associated Press, the Wildcats also featured the best team of the decade.

The AP Top 25 panel tabbed the 2011-12 championship squad the best college basketball team of the decade. The 26-member panel voted UK ahead of the 2017-18 Villanova title team.

The 2012 national championship team was dominant in every sense of the word. En route to a 38-2 season, the Wildcats captivated the nation with a smothering defense, unselfish play, depth, balance and talent. Led by freshman Anthony Davis, the 2012 team snapped a 14-year title drought with the program's eighth national championship.

Davis, who won all but one of the major national player of the year awards, was the most dominant player in the country, not because of his offense -- which was still superb -- but because of his defensive abilities and rebounding prowess. The 6-foot-10 forward set a school record for blocked shots with 186, in addition to averaging a team-best 14.2 points and 10.4 rebounds per game.

The national championship game by Davis underscored the story of the 2012 Wildcats. Although Davis was 1 for 10 from the floor, he was named the Final Four Most Outstanding Player after taking over the title game vs. Kansas with 16 rebounds, six blocks and three steals.

Of course, Davis had plenty of help. Five other players on the team were selected in the NBA Draft just a few months later, including Michael Kidd-Gilchrist -- arguably the emotional heartbeat of the team -- who would later make history with Davis by becoming the first college teammates to go 1-2 in the draft.

Senior Darius Miller, sophomores Terrence Jones and Doron Lamb, and freshman Marquis Teague provided an unstoppable cast that lost its two games by a combined eight points, one of which was on a buzzer beater.

Memorable victories included a December showdown with preseason national title favorite North Carolina, avenging the first loss of the season with a victory over Indiana in the Sweet 16 and defeating archrival Louisville in the Final Four.

The championship marked John Calipari's first and was a part of four Final Four appearances in five seasons, one of just three schools to accomplish that feat.

Kentucky's 38 wins in 2011-12 is still tied for the most in NCAA Division I history, as are the six NBA Draft picks. Both marks were later tied by the 2014-15 UK team.

The Sporting News also voted John Calipari its College Basketball Coach of the Decade. More on that in the Calipari section below.

## UK-Michigan Ink Three-Year Series Starting in London

Kentucky has signed a three-year deal with Michigan that will take the Wildcats to London next season and add a marquee home-and-home series for the following two years.

Beginning with a trip to The O2 Arena in London on Dec. 6, the Wildcats and Wolverines will play three consecutive seasons. UK will travel to Ann Arbor, Michigan, for the Dec. 4, 2021 game, and Kentucky will host Michigan in Rupp Arena on Dec. 3, 2022.

The neutral-site game between the two schools -- the Basketball Hall of Fame Showcase -- will be hosted by the Naismith Memorial Basketball Hall of Fame and serve as a fund raiser for the Hall. The UK-Michigan and Marist-UMBC games -- taking place prior to the Kentucky game -- will be the first NCAA Division I college basketball games in The O2 Arena.

Kentucky has played internationally on a number of occasions for foreign exhibition tours, but the London trip will mark UK's third regular-season game outside the U.S. and first in Europe.

London played host to the 1948 U.S. Olympic team that consisted of a handful of Wildcats. After winning the 1948 national championship -- UK's first NCAA title -- five Wildcats represented the U.S. in the 1948 Olympics in London. The Kentucky-led team won all eight of its



games to win the gold medal.

UK leads the all-time series with Michigan 5-2. The most memorable matchup of the bunch – at least in the eyes of Big Blue Nation – was the most recent in March 2014 in Indianapolis. The Wildcats edged the Wolverines 75-72 in a classic in the Elite Eight. Aaron Harrison hit the second of three straight game-winning 3-pointers to advance UK to the Final Four. Howard's Wolverines knocked off Kentucky 81-78 in overtime in the 1993 Final Four to advance to the national championship game.

The on-campus visits in 2021 and 2022 will mark the first in the series since UK's 1970 trip to Ann Arbor and the 1968 UK Invitational Tournament in Memorial Coliseum. The series is tied 1-1 in Lexington, but the Wildcats lead Michigan 2-0 in Ann Arbor and 2-1 at neutral sites.

## Best in the Bluegrass

Kentucky defeated both of its in-state foes in 2019-20 (Eastern Kentucky and Louisville), continuing its domination of teams in state under John Calipari. Kentucky is now 19-2 against in-state foes with Calipari at the helm.

The overall mark also includes an 11-2 record vs. Louisville. Two of the victories over the Cardinals were in postseason play. UK's four-game winning streak was snapped in 2016-17 but the Wildcats have won all six meetings played in Rupp Arena, including a 29-point blowout in 2017-18, the third-biggest margin of victory in the history of the series. Louisville's two wins are by a combined six points.

Here's a list of the meetings between the state's two premier programs since Calipari took over at UK:

- Jan. 2, 2010 - UK won 71-62 at Rupp Arena
- Dec. 31, 2010 - UK won 78-63 at the KFC Yum! Center
- Dec. 31, 2011 - UK won 69-62 at Rupp Arena
- March 31, 2012 - UK won 69-61 at the Superdome (NCAA Final Four in New Orleans)
- Dec. 29, 2012 - Louisville won 80-77 at the KFC Yum! Center
- Dec. 28, 2013 - UK won 73-66 at Rupp Arena
- March 28, 2014 - UK won 74-69 at Lucas Oil Stadium (NCAA Sweet 16 in Indianapolis)
- Dec. 27, 2014 - UK won 58-50 at the KFC Yum! Center
- Dec. 26, 2015 - UK won 75-73 at Rupp Arena
- Dec. 21, 2016 - Louisville won 73-70 at the KFC Yum! Center
- Dec. 29, 2017 - UK won 90-61 at Rupp Arena
- Dec. 29, 2018 - UK won 71-58 at the KFC Yum! Center
- Dec. 28, 2019 - UK won 78-70 (OT) at Rupp Arena

## Wildcats Ink Six in Fall Signing Period

Upon accepting the position of head coach of the Kentucky men's basketball program 10 years ago, John Calipari said one of the reasons he was chosen for the job was because he could recruit the best of the best.

It was a promise kept and a promise on which he continues to deliver. As he begins what he's calling his "second tour" at UK, he hasn't lost his touch.

Calipari and the Wildcats made an emphatic statement during the fall signing period with the additions of six highly skilled, athletic players to the program. UK signed decorated prospects Devin Askew, BJ Boston, Terrence Clarke, Cam'Ron Fletcher, Isaiah Jackson and Lance Ware to national letters of intent.

"I'm really excited about this group of young men," Calipari said. "They recruited us as much as we recruited them. They wanted this culture. They wanted to be with other good players. They didn't need crazy promises. They wanted this. In the past, when we've had groups like that, it's led to success both individually and as a team. When you're building a great team, not only do you need to be talented, you need to have high-character individuals, which we have with this group. These are great kids from good families."

All six players are consensus four- or five-star prospects and all are ranked in the top 60 by the major national recruiting services. Five of the six were on the preseason watch list for the Naismith High School Trophy (Askew was excluded because of his recent reclassification).

With the spring signing class still to go (begins April 15), UK is expected to have one of the nation's top classes yet again. In every season in the Calipari era, the Wildcats have signed a top-three recruiting class according to the Recruiting Services Consensus Index, which tallies major recruiting rankings and plugs them into a formula to calculate a consensus ranking.

Kentucky has now signed 59 top-50 recruits, 46 top-25 players and 25 top-10 players (according to Rivals) in what will now be Calipari's 12 recruiting classes at Kentucky.

UK can only comment on prospective student-athletes who have signed official paperwork to play at Kentucky.

- Askew - Guard | 6-foot-3, 195 pounds | Sacramento, Calif. | Naismith High School Trophy Midseason Watch List | Selected for Jordan Brand Classic | Averaged 14.0 points, 6.8 assists and 3.5 rebounds while leading his team as a sophomore to the California Interscholastic Federation Open Division Southern California Regional championship | Averaged 11.6 points, 5.1 assists and 4.8 rebounds while shooting 41.4% from 3 on the Nike EYBL circuit last summer | Ranked No. 25 overall player in the 2020 class by ESPN | Five-star prospect | No. 1 point guard in the class of 2021 before reclassification | College-ready frame | Winner with a team-first mentality
- Boston - Guard | 6-7, 185 pounds | Norcross, Ga. | Naismith High School Trophy Finalist | McDonald's All American | Selected for Jordan Brand Classic | Iverson Roundball Classic selection | Consensus five-star prospect | Averaged 22.8 points, 8.1 rebounds, 3.2 assists and 1.9 steals in the 2018 Nike EYBL circuit | Ranked as high as No. 4 overall by Rivals | Top

shooting guard in the Rivals rankings | 2018-19 MaxPreps Boys Basketball Junior All-American Team Honorable Mention | Averaged 18.4 points, 5.4 rebounds 1.9 steals while leading his previous high school to the Georgia state semifinals last season | Long and athletic | One of the top scorers in the class of 2020

- Clarke - Guard | 6-7, 185 pounds | Boston | Naismith High School Trophy semifinalist | McDonald's All American | Selected for Jordan Brand Classic | Iverson Roundball Classic selection | Consensus five-star prospect | Averaged 16.2 points, 5.1 rebounds and 3.7 assists in the Nike EYBL circuit last summer | Consensus top-10 player in the 2020 class | 247Sports ranks him the No. 4 overall player in the class | No. 1 ranked shooting guard in 2020 class by 247Sports | Long, athletic, scoring guard | Tools to be a shutdown defender
- Fletcher - Guard | 6-6, 195 pounds | St. Louis | Consensus four-star prospect | Averaged 11.8 points, 6.5 rebounds and 1.4 assists in the Nike EYBL last summer | Checks in as high No. 42 overall by Rivals | One of the top wings in the class | Athletic, versatile player with high upside | Length and tools to be an elite two-way player
- Jackson - Forward | 6-9, 200 pounds | Waterford, Mich. | Rivals tabs him a five-star prospect | Selected for Jordan Brand Classic | Averaged 10.9 points, 6.0 rebounds and 2.3 blocks at this past summer's Nike EYBL | Ranked as high as No. 27 in Rivals' class of 2020 rankings | No. 3 power forward in the country in the Rivals rankings | Elite defender and rim protector | Explosive athlete with length and underrated strength
- Ware - Forward | 6-9, 215 pounds | Camden, N.J. | Iverson Roundball Classic selection | Rivals ranks him a five-star prospect | Averaged 11.4 points, 6.0 rebounds and 1.3 blocks during Nike EYBL play over the summer | Increased averages to 14.4 points, 6.4 rebounds and 2.4 blocks at the Nike Peach Jam | Rose to No. 32 overall in the Rivals rankings and the No. 3 power forward | Skilled big man who finishes well 15 feet and in | High shooting, passing and dribbling marks for his position

## Leach, Ledford Honored by NSMA

It's only fitting that "The Greatest Tradition in the History of College Basketball" has some of the greatest broadcasters calling the action for Big Blue Nation.

Tom Leach, the current "Voice of the Wildcats" and Cawood Ledford, one of Leach's predecessors, were recently honored by the National Sports Media Association. Ledford, the 39-year voice of Wildcats football and men's basketball, was named to the NSMA Hall of Fame while Leach has been chosen as the Kentucky Sportscaster of the Year. They will be recognized at the annual NSMA Awards Banquet, slated for June 29 in Winston-Salem, North Carolina.

Ledford called UK games from 1953 until his retirement in 1992. His work with the Wildcats were more than enough to gain national fame, but his impact was felt far beyond the Commonwealth. He handled the radio call of the NCAA Final Four for 18 years and was four times named the top college basketball announcer in the nation. Ledford also was prominent in horse racing, handling 22 Kentucky Derby broadcasts, and winning numerous awards for his coverage of that sport. He was the Kentucky Sportscaster of the Year by the NSMA 22 times. He is a member of the UK Athletics Hall of Fame and the Kentucky Athletics Hall of Fame.

Leach has been a member of the UK Athletics broadcast team since 1989 and has been the play-by-play voice of Wildcats football since 1997 and men's basketball since 2001. This is the sixth time he has been named the Kentucky Sportscaster of the Year. Like Ledford, he is known for his expertise in horse racing and has won two Eclipse Awards for his coverage. He received the 2019 Tom Hammond Media Award from the Bluegrass Sports Commission and was named a distinguished alumnus of the University of Kentucky School of Journalism and Media.

## LCC Announces Naming Rights Agreement with Central Bank

Lexington Center Corporation announced a landmark naming rights agreement with Central Bank, rebranding Lexington-Central Kentucky's premier convention, meeting, sports and entertainment complex as Central Bank Center. The iconic Rupp Arena will be Rupp Arena at Central Bank Center.

The agreement is between Central Bank and JMI Sports, and UK/LCC's multimedia rights partner. This agreement bolsters Central Bank's existing relationship with JMI Sports and UK to an annual average investment of \$4.1 million with a term of 14 years, expiring in 2033. Upon completion of the renovation, the portion of this investment associated with naming rights will be \$1.5 million. The opportunity to sell naming rights with other media rights is part of LCC's and the university's Right of Use Agreement executed in February 2018 and transferred media rights ownership to UK.

A key part of the agreement is the naming rights to the Lexington Convention Center complex, which is currently undergoing a major expansion. To preserve and honor the history and tradition of the legendary basketball program led by Adolph Rupp, the arena will be known as Rupp Arena at Central Bank Center. The Central Bank Center brand will be on interior, exterior and directional signage, as well as collateral materials related to the Convention Center and Rupp Arena. New graphics are being designed which will be fully integrated into the expansion project and other areas of the facility.

## Cousins Inducted into UK Athletics Hall of Fame

DeMarcus Cousins was inducted into the UK Athletics Hall of Fame as a member of the 2019 class in September.

Cousins was one of the key players on the 2009-10 Kentucky team that went to the Elite Eight in John Calipari's first season at UK. Cousins was named an NCAA Consensus Second Team All-American, including first-team recognition from the Associated Press, the 2010 Southeastern Conference Freshman of the Year by the league's coaches, and an All-SEC First



# NOTES

---

Team (AP and coaches) selection.

While at UK, Cousins led the Wildcats to a No. 1 national ranking, an SEC regular-season championship and an SEC Tournament championship. He averaged 15.1 points and 9.9 rebounds and concluded freshman season with eighth-most rebounds in a single season in UK history with 375.

Following his one season in Lexington, Cousins was selected by the Sacramento Kings with the fifth overall pick in the 2010 NBA Draft. He's since gone on to a highly successful NBA career. He is a four-time NBA All-Star, was named to All-NBA Second Team in 2015 and 2016, and averaged double figures in all of his nine seasons in the league.

## **Success Rate**

The Wildcats received an NCAA award in the spring of 2019 for placing in the top 10% of all men's basketball teams in the country in the NCAA's annual Academic Progress Rate. UK scored a perfect 1,000. It's the fifth straight year the men's basketball team received the award and the sixth time since 2009.

The APR provides a real-time look at a team's academic success by the progress of each student-athlete on scholarship. The APR measures academic eligibility, retention and graduation. The scores are a four-year composite, covering the 2014-15 through 2017-18 school years.

Every Division I sports team across the nation calculates its APR each academic year, similar to a report card. Scholarship student-athletes each semester earn one point for remaining eligible and one point for staying in school or graduating.

UK has received a perfect 1,000 mark in each of the last six single-year APR rates.

The NCAA cut score to compete in the 2019-20 postseason is a 930 four-year APR. Teams scoring below 930 can face consequences intended to direct additional focus on academics. Those penalties can include practice restrictions and playing-season reductions.

## **Whitney Leaves Program**

Freshman forward Kahlil Whitney left the program on Jan. 24 to pursue other options.

"I can't express enough the respect I have for Coach Calipari," Whitney said. "I've learned a lot from him in my short time at UK and will take much of his wisdom with me as I continue on my journey. I am forever thankful for my time at Kentucky and for all the people I've met along the way. I thank the coaches, my teammates, tutors, training staff, advisers and professors for working with and believing in me. I wish Big Blue Nation all the best! I've heard your voices and positive messages, and I thank you for your continued love and support. I will always be cheering for UK's success and for all my brothers on the court."

Whitney played in 18 games with eight starts. He averaged 3.3 points and 1.7 rebounds in 12.8 minutes of action in 2019-20. The 6-foot-6 forward scored a season-high 11 points vs. Eastern Kentucky and nine points vs. Mount St. Mary's.

"First and foremost, Kahlil is a great kid," UK head coach John Calipari said. "This is tough for me because Kahlil is a tremendous person who is going to do great things. I certainly don't want to see him go because I wanted to continue to coach him, but I understand his decision and, as we always do here, will support him in whatever way we can. As I told Kahlil ... I hope he goes on and does his thing and makes us all proud. I know he will stay in touch with us and I know our fans will continue to support him as he takes this next step."

Whitney signed with Kentucky as a McDonald's All American and the No. 11 overall player in the class of 2019 by the Recruiting Services Consensus Index. He scored more than 2,000 points in his high school career at Roselle Catholic (New Jersey) and helped lead his team to a title at the New Jersey Tournament of Champions in his junior season.

The Chicago native was also a Jordan Brand All-American and was named co-MVP of the Allen Iverson Roundball Classic. Whitney was named to the Naismith High School Boys' All-America Third Team after his junior season.



# KENTUCKY BY THE NUMBERS

Date	Opponent	Result	Points	Rebounds	Blocks	Steals	Assists
<b>O. 27</b>	<b>GEORGETOWN COLLEGE (Exh.)</b>	W, 80-53	Quickley - 16	Sestina - 10	Montgomery - 3 <sup>^</sup>	Hagans - 4 <sup>^</sup>	Hagans - 10 <sup>^</sup>
<b>N. 1</b>	<b>KENTUCKY STATE (Exh.)</b>	W, 83-51	Two tied - 15 <sup>^</sup>	Brooks Jr. - 9 <sup>^</sup>	Whitney - 3 <sup>^</sup>	Three tied - 3 <sup>^</sup>	Hagans - 9 <sup>^</sup>
N.5	#1/1 Michigan State <sup>1</sup>	W, 69-62	Maxey - 26 <sup>^</sup>	Sestina - 6	Montgomery - 2 <sup>^</sup>	Quickley - 2 <sup>^</sup>	Hagans - 3
<b>N.8</b>	<b>EASTERN KENTUCKY</b>	W, 91-49	Richards - 21 <sup>^</sup>	Sestina - 11 <sup>^</sup>	Richards - 4 <sup>^</sup>	Hagans - 3 <sup>^</sup>	Two tied - 5 <sup>^</sup>
<b>N.12</b>	<b>EVANSVILLE</b>	L, 67-64	Quickley - 16	Quickley - 9 <sup>^</sup>	Two tied - 1 <sup>^</sup>	Three tied - 2 <sup>^</sup>	Hagans - 3 <sup>^</sup>
<b>N.18</b>	<b>UTAH VALLEY<sup>2</sup></b>	W, 82-74	Hagans - 26 <sup>^</sup>	Sestina - 12 <sup>^</sup>	Two tied - 1	Two tied - 1	Hagans - 6 <sup>^</sup>
<b>N.22</b>	<b>MOUNT ST. MARY'S<sup>2</sup></b>	W, 82-62	Richards - 19 <sup>^</sup>	Hagans - 7 <sup>^</sup>	Richards - 3 <sup>^</sup>	Whitney - 2 <sup>^</sup>	Hagans - 7 <sup>^</sup>
<b>N.24</b>	<b>LAMAR<sup>2</sup></b>	W, 81-56	Maxey - 21 <sup>^</sup>	Richards - 13 <sup>^</sup>	Richards - 7 <sup>^</sup>	Two tied - 2	Hagans - 9 <sup>^</sup>
<b>N.29</b>	<b>UAB<sup>2</sup></b>	W, 69-58	Two tied - 16	Richards - 9 <sup>^</sup>	Montgomery - 2 <sup>^</sup>	Hagans - 2 <sup>^</sup>	Hagans - 12 <sup>^</sup>
<b>D.7</b>	<b>FAIRLEIGH DICKINSON</b>	W, 83-52	Montgomery - 25 <sup>^</sup>	Richards - 10 <sup>^</sup>	Richards - 2	Two tied - 2 <sup>^</sup>	Hagans - 11 <sup>^</sup>
<b>D. 14</b>	<b>GEORGIA TECH</b>	W, 67-53	Hagans - 21 <sup>^</sup>	Two tied - 7	Richards - 4 <sup>^</sup>	Three tied - 2 <sup>^</sup>	Hagans - 7 <sup>^</sup>
D.18	Utah <sup>3</sup>	L, 69-66	Maxey - 18	Montgomery - 10 <sup>^</sup>	Richards - 2 <sup>^</sup>	Hagans - 4 <sup>^</sup>	Hagans - 8 <sup>^</sup>
D.21	#5/4 Ohio State <sup>4</sup>	L, 71-65	Sestina - 17 <sup>^</sup>	Maxey - 6	Brooks - 2 <sup>^</sup>	Hagans - 3 <sup>^</sup>	Hagans - 9 <sup>^</sup>
<b>D.28</b>	<b>#3/4 LOUISVILLE</b>	W, 78-70 <sup>OT</sup>	Maxey - 27 <sup>^</sup>	Richards - 10 <sup>^</sup>	Montgomery - 2 <sup>^</sup>	Hagans - 2 <sup>^</sup>	Hagans - 8 <sup>^</sup>
<b>J. 4</b>	<b>MISSOURI*</b>	W, 71-59	Quickley - 23 <sup>^</sup>	Richards - 12 <sup>^</sup>	Richards - 4 <sup>^</sup>	Three tied - 1	Hagans - 7 <sup>^</sup>
J. 7	at NR/RV Georgia*	W, 78-69	Two tied - 17	Four tied - 7 <sup>^</sup>	Maxey - 4 <sup>^</sup>	Hagans - 4 <sup>^</sup>	Maxey - 8 <sup>^</sup>
<b>J. 11</b>	<b>ALABAMA*</b>	W, 76-67	Quickley - 19 <sup>^</sup>	Richards - 11 <sup>^</sup>	Richards - 5 <sup>^</sup>	Hagans - 3 <sup>^</sup>	Hagans - 9 <sup>^</sup>
J. 15	at South Carolina*	L, 81-78	Quickley - 20	Two tied - 7 <sup>^</sup>	Richards - 4 <sup>^</sup>	Brooks Jr. - 2 <sup>^</sup>	Hagans - 7 <sup>^</sup>
J. 18	at RV/RV Arkansas*	W, 73-68	Richards - 17	Quickley - 10 <sup>^</sup>	Richards - 2 <sup>^</sup>	Maxey - 2	Hagans - 6 <sup>^</sup>
<b>J. 21</b>	<b>GEORGIA</b>	W, 89-79	Hagans - 23 <sup>^</sup>	Richards - 8 <sup>^</sup>	Richards - 3 <sup>^</sup>	Hagans - 4 <sup>^</sup>	Hagans - 9 <sup>^</sup>
J. 25	at #18/18 Texas Tech <sup>5</sup>	W, 78-76 <sup>OT</sup>	Richards - 25 <sup>^</sup>	Richards - 14 <sup>^</sup>	Richards - 4 <sup>^</sup>	Hagans - 3 <sup>^</sup>	Hagans - 7 <sup>^</sup>
<b>J. 29</b>	<b>VANDERBILT*</b>	W, 71-62	Maxey - 17	Richards - 11 <sup>^</sup>	Three tied - 1	Hagans - 2 <sup>^</sup>	Hagans - 6 <sup>^</sup>
F. 1	at #17/16 Auburn*	L, 75-66	Quickley - 23 <sup>^</sup>	Richards - 7	Montgomery - 3 <sup>^</sup>	N/A	Hagans - 3
<b>F. 4</b>	<b>MISSISSIPPI STATE*</b>	W, 80-72	Richards - 27 <sup>^</sup>	Richards - 11 <sup>^</sup>	Two tied - 1	Montgomery - 3 <sup>^</sup>	Hagans - 6 <sup>^</sup>
F. 8	at Tennessee*	W, 77-64	Quickley - 18 <sup>^</sup>	Brooks Jr. - 9 <sup>^</sup>	Montgomery - 3	Two tied - 2 <sup>^</sup>	Maxey - 4 <sup>^</sup>
F. 11	at Vanderbilt*	W, 78-64	Maxey - 25 <sup>^</sup>	Hagans - 10 <sup>^</sup>	Three tied - 3 <sup>^</sup>	Two tied - 2 <sup>^</sup>	Hagans - 8 <sup>^</sup>
<b>F. 15</b>	<b>OLE MISS*</b>	W, 67-62	Quickley - 17	Montgomery - 8 <sup>^</sup>	Richards - 2 <sup>^</sup>	Three tied - 1	Two tied - 3 <sup>^</sup>
F. 18	at RV/RV LSU*	W, 79-76	Quickley - 21 <sup>^</sup>	Sestina - 8	Richards - 6 <sup>^</sup>	Quickley - 3 <sup>^</sup>	Quickley - 5
<b>F. 22</b>	<b>RV/RV FLORIDA*</b>	W, 65-59	Quickley - 26 <sup>^</sup>	Maxey - 7	Montgomery - 2 <sup>^</sup>	Two tied - 3 <sup>^</sup>	Maxey - 7 <sup>^</sup>
F. 25	at Texas A&M*	W, 69-60	Quickley - 30 <sup>^</sup>	Montgomery - 10 <sup>^</sup>	Richards - 2 <sup>^</sup>	Montgomery - 2 <sup>^</sup>	Hagans - 7 <sup>^</sup>
<b>F. 29</b>	<b>#15/15 AUBURN*</b>	W, 73-66	Quickley - 18 <sup>^</sup>	Quickley - 12 <sup>^</sup>	Richards - 2 <sup>^</sup>	Hagans - 3 <sup>^</sup>	Hagans - 5 <sup>^</sup>
<b>M. 3</b>	<b>TENNESSEE*</b>	L, 81-73	Maxey - 21	Richards - 9 <sup>^</sup>	Richards - 2 <sup>^</sup>	Quickley - 3 <sup>^</sup>	Hagans - 4
M. 7	at Florida*						

All home games in **BOLD CAPS**; ExhibitionS in **BOLD ITALICS**

\*SEC game, ^ game high

- 1 - Champions Classic (Madison Square Garden | New York)
- 2 - BBN Showcase (Rupp Arena)
- 3 - (T-Mobile Arena | Las Vegas)
- 4 - CBS Sports Classic (T-Mobile Arena | Las Vegas)
- 5 - BIG 12/SEC Challenge (Rupp Arena)
- 6 - SEC Tournament (Bridgestone Arena | Nashville, Tenn.)

**Times Led**

Quickley - 11  
Maxey - 8  
Richards - 7  
Hagans - 3  
Montgomery - 2  
Sestina - 1

**Times Led**

Richards - 14  
Sestina - 5  
Maxey - 4  
Montgomery - 4  
Hagans - 3  
Quickley - 3  
Brooks Jr. - 2

**Times Led**

Richards - 19  
Montgomery - 8  
Sestina - 4  
Brooks Jr. - 2  
Maxey - 2  
Hagans - 1  
Juzang - 1

**Times Led**

Hagans - 20  
Quickley - 7  
Maxey - 6  
Montgomery - 4  
Juzang - 2  
Whitney - 2  
Brooks Jr. - 1  
Sestina - 1

**Times Led**

Hagans - 26  
Maxey - 4  
Quickley - 2

## Comparing the Calipari Era

A look at the statistics throughout the John Calipari era following 30 games ...

Year	FG%	Opp. FG%	3-Pt. FG%	FT%	RPG	Assists	TOs.	Blocks	Steals	Points	PPG	Record
2019-20	.461	.391	.335	.796	36.9	406	378	153	158	2,236	74.5	24-6
2018-19	.478	.403	.360	.739	38.5	416	384	152	183	2,315	77.2	25-5
2017-18	.468	.409	.348	.698	39.3	407	405	152	173	2,317	77.2	21-9
2016-17	.480	.426	.354	.700	40.6	482	365	163	183	2,619	87.3	25-5
2015-16	.474	.395	.357	.675	39.2	423	340	174	171	2,355	78.5	22-8
2014-15	.468	.349	.341	.711	38.5	451	323	207	202	2,247	74.9	30-0
2013-14	.452	.396	.314	.687	41.7	345	370	190	142	2,301	76.7	22-8
2012-13	.481	.388	.354	.645	38.4	418	399	207	175	2,230	74.3	20-10
2011-12	.489	.364	.387	.724	39.2	405	348	269	192	2,335	77.8	29-1
2010-11	.460	.392	.399	.717	38.3	379	328	194	167	2,305	76.8	22-8
2009-10	.478	.382	.346	.682	41.9	447	442	221	217	2,398	79.9	28-2



# MISCELLANEOUS STATS

## Team Leaders

NO.	NAME	GAME LEADERS					GAMES WITH								
		PTS.	REBS.	BLKS.	ASSTS.	STLS.	10+ PTS	20+ PTS	10+REBS	3+ASSTS	3+BLKS	3+STLS	3+3S	DOUBLE-DOUBLE	
0	Ashton Hagans	3 (5)	3 (4)	1 (2)	26 (52)	20 (37)	20 (33)	3 (4)	1 (1)	30 (59)	-	9 (19)	1 (1)	2 (3)	
1	Nate Sestina*	1 (10)	5 (32)	4 (36)	-	1 (13)	4 (44)	- (10)	2 (14)	1 (10)	1 (6)	-	2 (6)	1 (12)	
2	Kahlil Whitney	-	-	-	-	2 (2)	1 (1)	-	-	-	-	-	-	-	
3	Tyrese Maxey	8 (8)	4 (4)	2 (2)	4 (4)	6 (6)	22 (22)	6 (6)	-	19 (19)	1 (1)	-	4 (4)	-	
4	Nick Richards	7 (8)	14 (26)	19 (47)	-	-	23 (32)	6 (7)	10 (13)	-	11 (23)	-	-	10 (11)	
5	Immanuel Quickley	11 (12)	3 (3)	-	2 (3)	7 (9)	25 (31)	8 (8)	2 (2)	7 (10)	-	3 (4)	8 (10)	2 (2)	
10	Johnny Juzang	-	-	1 (1)	-	2 (2)	1 (1)	-	-	-	-	-	1 (1)	-	
11	Dontaie Allen	-	-	-	-	-	-	-	-	-	-	-	-	-	
12	Keion Brooks Jr.	-	2 (2)	2 (2)	-	1 (1)	4 (4)	-	-	-	-	-	-	-	
13	Riley Welch^	-	-	-	- (1)	-	-	-	-	- (2)	-	-	-	-	
14	Brennan Canada	-	-	-	-	-	-	-	-	-	-	-	-	-	
21	Zan Payne	-	-	-	-	-	-	-	-	-	-	-	-	-	
23	EJ Montgomery	2 (2)	4 (7)	8 (22)	-	4 (10)	4 (6)	1 (1)	2 (4)	1 (1)	4 (7)	1 (2)	-	- (1)	
33	Ben Jordan	-	-	-	-	-	-	-	-	-	-	-	-	-	

Career total in (parentheses); \*includes Bucknell career; ^includes UC Irvine career

## Starting Lineups

Guard	Guard	G/F	Forward	Forward	Games	W-L
Hagans	Maxey	Quickley	Montgomery	Richards	14	12-2
Hagans	Maxey	Brooks Jr.	Montgomery	Richards	5	4-1
Hagans	Maxey	Whitney	Sestina	Richards	3	3-0
Hagans	Quickley	Whitney	Sestina	Richards	2	1-1
Hagans	Maxey	Whitney	Montgomery	Richards	2	1-1
Hagans	Maxey	Juzang	Montgomery	Richards	1	1-0
Hagans	Quickley	Whitney	Sestina	Montgomery	1	1-0
Hagans	Maxey	Juzang	Quickley	Montgomery	1	1-0
Hagans	Maxey	Quickley	Sestina	Richards	1	0-1

Starter	Games Started	Wins	Losses
Hagans	29	23	6
Richards	29	23	6
Maxey	27	22	5
Montgomery	24	20	4
Quickley	19	15	4
Whitney	8	6	2
Sestina	7	5	2
Brooks Jr.	5	4	1
Juzang	2	2	0

## Streaks

Overall	Lost 1
Unranked AP teams anywhere	Lost 1
Ranked AP teams anywhere	Won 1
Home	Lost 1
Home AP ranked teams	Won 3
Home AP unranked teams	Lost 1
Home SEC	Lost 1
Home nonconference	Won 7
Home AP ranked SEC	Won 2
Home AP unranked SEC	Lost 1
Home AP ranked nonconference	Won 2
Home AP unranked nonconference	Won 6
Road	Won 4
Road AP ranked teams	Lost 1
Road AP unranked teams	Won 5
Road SEC	Won 4
Road nonconference	Won 3
Road AP ranked SEC	Lost 2
Road AP unranked SEC	Won 5
Road AP ranked nonconference	Won 2
Road AP unranked nonconference	Won 1
Neutral	Lost 2
Neutral AP ranked teams	Lost 1
Neutral AP unranked teams	Lost 1
Neutral SEC	Lost 2
Neutral nonconference	Lost 2
Neutral AP ranked SEC	Lost 2
Neutral AP unranked SEC	Won 12
Neutral AP ranked nonconference	Lost 1
Neutral AP unranked nonconference	Lost 1

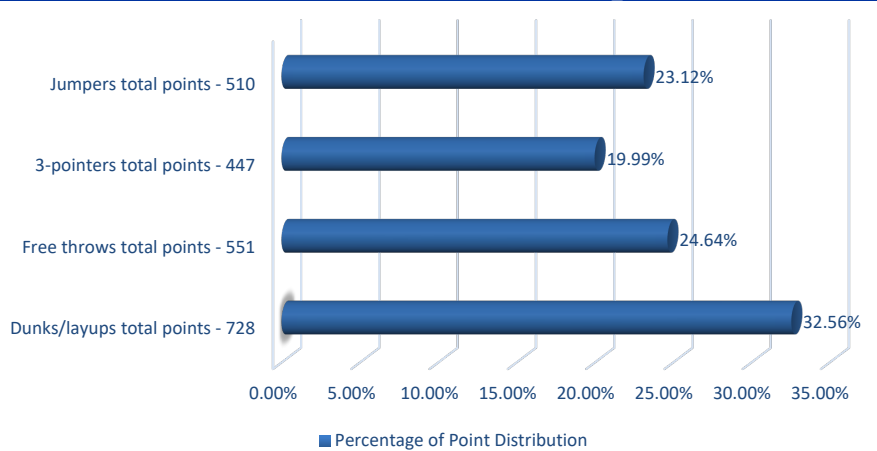
## Win-Loss Margins

Margin	Games Won	Games Lost
1		
2	1	
3	1	3
4		
5	1	
6	1	1
7	3	
8	3	1
9	4	1
10	1	
11	1	
12	1	
13	1	
14	2	
15		
16		
17		
18		
19		
20	1	
21		
22		
23		
24		
25+	3	

## Kentucky's Record When ...

KENTUCKY RECORD	ALL	SEC	KENTUCKY RECORD	ALL	SEC
Leading at halftime:	19-3	9-3	On CBS:	3-1	2-0
Tied at the half:	1-0	1-0	On TBS:	0-0	0-0
Trailing at halftime:	4-3	4-0	On ESPN/ESPN2/ESPNU:	14-3	10-2
Shoot 50% or better:	8-0	4-0	On FOX:	0-0	0-0
Shoot less than 50%:	16-6	10-3	On SEC Network/(+):	7-2	2-1
Shoot higher % than opp.:	22-2	13-2	vs. SEC at home:	8-1	8-1
Shoot lower % than opp.:	2-4	1-1	vs. SEC on road:	6-2	6-2
Opp. shoot worse than 50%:	24-3	14-2	Games vs. AP ranked opp.:	4-2	1-1
Opp. shoot 50% or higher:	0-3	0-1	Games following a loss:	4-1	2-0
Score less than 60 points:	0-0	0-0	Games following a win:	19-5	12-3
Score 60-69 points:	6-4	3-1	More points in the paint:	18-2	12-0
Score 70-79 points:	11-2	9-2	Fewer/Same points in the paint:	6-4	2-3
Score 80-89 points:	6-0	2-0	More bench points than opp.:	12-4	6-2
Score 90-99 points:	1-0	0-0	Fewer or same bench pts.:	12-2	8-1
Score 100+ points:	0-0	0-0	More 2nd-chance points:	14-4	7-1
Opp. score less than 60 pts.:	7-0	2-0	Fewer or same 2nd-chance pts.:	10-2	7-2
Opp. score 60-69 pts.:	11-2	9-0	More or same points off TOs:	18-2	10-1
Opp. score 70-79 pts.:	6-2	3-1	Fewer points off TOs:	6-4	4-2
Opp. score 80-89 points:	0-2	0-2	On Monday:	1-0	0-0
Opp. score 90-99 points:	0-0	0-0	On Tuesday:	8-2	6-1
Opp. score 100+ points:	0-0	0-0	On Wednesday:	1-2	1-1
Outrebounded opponent:	18-0	9-0	On Thursday:	0-0	0-0
Outrebounded by opponent:	3-5	3-3	On Friday:	3-0	0-0
Equal number of rebounds:	3-1	2-0	On Saturday:	11-2	7-1
Fewer turnovers than opp.:	11-4	7-1	On Sunday:	1-0	0-0
Same turnovers as opp.:	3-0	1-0	In November:	6-1	0-0
More turnovers than opp.:	10-2	6-2	In December:	3-2	0-0
Make 8 or more 3-pointers:	4-0	3-0	In January:	7-1	6-1
Make 7 or fewer 3-pointers:	20-6	11-3	In February:	8-1	8-1
Games decided by 5 or fewer:	3-3	2-1	In March:	0-1	0-1
Overtime games:	2-0	0-0	In April:	0-0	0-0

## How the Cats are Scoring



## Dunk Tracker

Player	Dunks in 2019-20	Dunks in Career
Nick Richards	64	116
EJ Montgomery	17	35
Ashton Hagans	12	15
Keion Brooks Jr.	9	9
Tyrese Maxey	7	7
Kahlil Whitney	6	6
Nate Sestina	4	4 (UK career only)
Immanuel Quickley	1	2

## Fast Facts

Shooting Percentage	.461
Avg. Assists Per Game	13.5
Points Off Turnovers	13.7
Second-Chance Points	9.9
Points in the Paint	32.2
Fast Break Points	13.9
Bench Points	17.7
Points Per Possession	107.6
Avg. Time of Possession	17.5

## First Points of the Game

Player	Dunk/Layup	Jumper	3PT	FT
Brooks	1			
Hagans	1	2	1	1
Juzang	1			
Maxey	3	3	2	
Montgomery	1	1		1
Quickley	1		2	1
Richards	4	2		
Sestina				1
Whitney	1			





# THE LAST TIME UK ...

## INDIVIDUALS

### SCORING

**Scored 25 points:** Immanuel Quickley (30) at Texas A&M, 2/25/20  
**Scored 30 points:** Immanuel Quickley (30) at Texas A&M, 2/25/20  
**Scored 35 Points:** De' Aaron Fox (39) vs. UCLA, 3/24/17  
**Scored 40 points:** Malik Monk (47) vs. North Carolina, 12/17/16  
**Scored 45 points:** Malik Monk (47) vs. North Carolina, 12/17/16  
**Scored 50 points:** Jodie Meeks (54) at Tennessee, 1/13/09  
**Scored 55 points:** Never  
**Two players had 20 points:** Nick Richards (27) and Immanuel Quickley (21) vs. Mississippi State, 2/4/20  
**Three players had 20 points:** DeMarcus Cousins (27)/John Wall (21)/Patrick Patterson (20) vs. Sam Houston State, 11/19/09  
**Two players had 30 points:** Patrick Patterson (33) and Jodie Meeks (32) vs. Tennessee State, 12/22/08  
**Scored 20 points in two straight games:** Immanuel Quickley (3) 2/18/20 - 2/25/20  
**Scored 20 points in three straight games:** Immanuel Quickley (3) 2/18/20 - 2/25/20  
**Scored 20 points in four straight games:** PJ Washington (4) 2/5/19 - 2/16/19  
**Scored 20 points in five straight games:** Jamal Murray (12) 2/2/16 - 3/12/16  
**Scored 20 points in six straight games:** Jamal Murray (12) 2/2/16 - 3/12/16  
**Scored 20 points in seven straight games:** Jamal Murray (12) 2/2/16 - 3/12/16  
**Scored 20 points in eight straight games:** Jamal Murray (12) 2/2/16 - 3/12/16  
**Scored 20 points in nine straight games:** Jamal Murray (12) 2/2/16 - 3/12/16  
**Scored 20 points in 10 straight games:** Jamal Murray (12) 2/2/16 - 3/12/16  
**Scored 20 points in 11 straight games:** Jamal Murray (12) 2/2/16 - 3/12/16  
**Scored 20 points in 12 straight games:** Jamal Murray (12) 2/2/16 - 3/12/16  
**Scored 20 points in 15 straight games:** Dan Issel (18) 12/1/69 - 2/7/70  
**Scored 25 points in two straight games:** Immanuel Quickley (2) 2/22/20-2/25/20  
**Scored 25 points in three straight games:** Tayshaun Prince (3) 3/11/01-3/17/01  
**Scored 30 points in two straight games:** Jodie Meeks vs. Appalachian State (46) 12/20/08; vs. Tennessee State (32) 12/22/08  
**Scored 30 points in three straight games:** Dan Issel (6) 2/14/70 - 3/2/70  
**Scored in double figures in 10 straight games:** Immanuel Quickley (19) 12/28/19-3/3/20  
**Scored in double figures in 15 straight games:** Immanuel Quickley (19) 12/28/19-3/3/20  
**Scored in double figures in 20 straight games:** Malik Monk (30) 11/11/16-2/28/17  
**Scored in double figures in 25 straight games:** Malik Monk (30) 11/11/16-2/28/17  
**Scored in double figures in 30 straight games:** Malik Monk (30) 11/11/16-2/28/17  
**Scored in double figures in 33 straight games:** Jamal Murray (34) 11/17/15 - 3/19/16  
**Scored in double figures in 34 straight games:** Jamal Murray (34) 11/17/15 - 3/19/16  
**Scored in double figures in 35 straight games:** Kenny Walker (36) 11/14/85 - 3/22/86  
**Five players scored in double figures:** Immanuel Quickley (21), Tyrese Maxey (14), Nick Richards (13), Nate Sestina (11), Ashton Hagans (11) at LSU, 2/18/20  
**Six players scored in double figures:** Nick Richards (21), Immanuel Quickley (16), Nate Sestina (12), Keion Brooks Jr. (11), Ashton Hagans (11), Kahlil Whitney (11) vs. Eastern Kentucky, 11/8/19  
**Seven players scored in double figures:** Randolph Morris (17), Kelenna Azubuike (15), Patrick Sparks (14), Chuck Hayes (12), Rajon Rondo (11), Ravi Moss (10) and Ramel Bradley (10) vs. Mississippi State 2/19/05  
**Four players with 15 or more points:** Kevin Knox (22), Quade Green (18), Shai Gilgeous-Alexander (17), Wenyen Gabriel (15) vs. Ole Miss, 2/28/18

### DOUBLE-DOUBLES

**Double-double:** Immanuel Quickley (18 points, 12 rebounds) vs. Auburn, 2/29/20

**Triple-double:** Isaiah Briscoe (19 points, 11 rebounds, 10 assists) at Ole Miss, 12/29/16  
**20-10 (rebs) game:** Nick Richards (27 points, 11 rebounds) vs. Mississippi State, 2/4/20  
**20-10 (assts) game:** De' Aaron Fox (24 points, 10 assists) vs. North Carolina, 12/17/16  
**20-15 game:** Nick Richards (25 points, 15 rebounds) vs. Fort Wayne, 11/22/17  
**30-10 game:** Tayshaun Prince (33 points, 11 rebounds) vs. Tennessee State, 12/22/98  
**Back-to-back 20-10 games:** PJ Washington (20 p, 13 r) vs. Kansas, 1/26/19; (26 p, 12 r) at Vanderbilt, 1/29/19  
**Three straight 20-10 games:** Julius Randle (3) 11/8/13 - 11/12/13  
**Double-double in points and rebs.:** Immanuel Quickley (18 points, 12 rebounds) vs. Auburn, 2/29/20  
**Double-double in points and assists:** Ashton Hagans (11 points, 11 assists) vs. Fairleigh Dickinson, 12/7/19  
**Double-double in points and blocks:** Never  
**Double-double in points and steals:** Never  
**Double-double in two consecutive games:** Nick Richards (25 p, 14 r) at Texas Tech, 1/25/20; (15 p, 11 r) vs. Vanderbilt, 1/29/20  
**Double-double in three consecutive games:** PJ Washington (20 p, 13 r) vs. Kansas, 1/26/19; (26 p, 12 r) at Vanderbilt, 1/29/19; (15 p, 12 r) at Florida, 2/2/19  
**Double-double in four consecutive games:** Julius Randle (19 p, 15 r) vs. Kansas State, 3/21/14; (13 p, 10 r), vs. Wichita State, 3/23/14; (15 p, 12 r), vs. Louisville, 3/28/14; (16 p, 11 r), vs. Michigan, 3/30/14  
**Double-double in five consecutive games:** Julius Randle (14 p, 10 r) at Arkansas, (2/27/14); (10 p, 15 r) at South Carolina (3/1/14); (12 p, 11 r) vs. Alabama, (3/4/14); (16 p, 10 r) at Florida, (3/8/14); (17 p, 16 r) vs. LSU, (3/14/14); (12 p, 11 r) vs. Georgia, (3/15/14)  
**Double-double in six consecutive games:** Julius Randle (14 p, 10 r) at Arkansas, (2/27/14); (10 p, 15 r) at South Carolina (3/1/14); (12 p, 11 r) vs. Alabama, (3/4/14); (16 p, 10 r) at Florida, (3/8/14); (17 p, 16 r) vs. LSU, (3/14/14); (12 p, 11 r) vs. Georgia, (3/15/14)  
**Double-double in seven consecutive games:** Julius Randle (7) 11/18/13-11/27/13  
**Double-double in 10 consecutive games:** Jim Andrews, 1972-73 season  
**Two players record double-doubles:** Nick Richards (12 points, 10 rebounds), Ashton Hagans (11 points, 11 assists) vs. Fairleigh Dickinson, 12/7/19  
**Three players record double-doubles:** PJ Washington (20 points, 13 rebounds), Reid Travis (18 points, 12 rebounds), Keldon Johnson (15 points, 10 rebounds) vs. Kansas, 1/26/19  
**Four players record double-doubles:** Jack Givens (30 pts, 13 rebs)/Kyle Macy (16 pts, 10 assts)/Mike Phillips (22 pts, 18 rebs)/Rick Robey (23 pts, 13 rebs) vs. Southern Methodist, 11/26/77  
**Five players record double-doubles:** Never

### FIELD GOALS

**Made 12 FG in a game:** EJ Montgomery (12) vs. Fairleigh Dickinson, 12/7/18  
**Made 15 FG in a game:** Malik Monk (18) vs. North Carolina, 12/17/16  
**Made 16 FG in a game:** Malik Monk (18) vs. North Carolina, 12/17/16  
**Made 17 FG in a game:** Malik Monk (18) vs. North Carolina, 12/17/16  
**Made 18 FG in a game:** Malik Monk (18) vs. North Carolina, 12/17/16  
**Made 19 FG in a game:** Dan Issel (19) vs. Alabama, 2/23/70  
**Made 20 FG in a game:** Dan Issel (23) vs. Ole Miss, 2/7/70  
**Made 21 FG in a game:** Dan Issel (23) vs. Ole Miss, 2/7/70  
**Made 22 FG in a game:** Dan Issel (23) vs. Ole Miss, 2/7/70  
**Made 23 FG in a game:** Dan Issel (23) vs. Ole Miss, 2/7/70  
**Made 24 FG in a game:** Never  
**Attempted 17 FG in a game:** Immanuel Quickley (19) at Texas A&M, 2/25/20  
**Attempted 18 FG in a game:** Immanuel Quickley (19) at Texas A&M, 2/25/20  
**Attempted 19 FG in a game:** Immanuel Quickley (19) at Texas A&M, 2/25/20  
**Attempted 20 FG in a game:** De' Aaron Fox (20) vs. UCLA, 3/24/17  
**Attempted 25 FG in a game:** Malik Monk (28) vs. North Carolina, 12/17/16

### 3-POINTERS

**Made 5 3-pointers in a game:** Immanuel Quickley (8) at Texas A&M, 2/25/20

**Made 6 3-pointers in a game:** Immanuel Quickley (8) at Texas A&M, 2/25/20  
**Made 7 3-pointers in a game:** Immanuel Quickley (8) at Texas A&M, 2/25/20  
**Made 8 3-pointers in a game:** Immanuel Quickley (8) at Texas A&M, 2/25/20  
**Made 9 3-pointers in a game:** Jodie Meeks (10) at Tennessee, 1/13/09  
**Made 10 3-pointers in a game:** Jodie Meeks (10) at Tennessee, 1/13/09  
**Made 11 3-pointers in a game:** Never  
**Attempted 10 3-pointers in a game:** Immanuel Quickley (12) at Texas A&M, 2/25/20  
**Attempted 15 3-pointers in a game:** Jodie Meeks (15) at Tennessee, 1/13/09  
**Attempted 16 3-pointers in a game:** Derrick Miller (16) vs. LSU 2/15/90  
**Attempted 17 3-pointers in a game:** Derrick Miller (19) vs. Kansas 12/6/89  
**Attempted 18 3-pointers in a game:** Derrick Miller (19) vs. Kansas 12/6/89  
**Attempted 19 3-pointers in a game:** Derrick Miller (19) vs. Kansas 12/6/89  
**Attempted 20 3-pointers in a game:** Never  
**Made a 3-pointer in 10 straight games:** Immanuel Quickley (10), 2/1/20-3/3/20  
**Made a 3-pointer in 15 straight games:** Jamal Murray (36), 11/13/15 - 3/19/16, Derek Willis (17), 1/12/16 - 3/17/16  
**Made a 3-pointer in 20 straight games:** Jamal Murray (36), 11/13/15 - 3/19/16  
**Made a 3-pointer in 30 straight games:** Jamal Murray (36), 11/13/15 - 3/19/16  
**Made two 3-pointers in 10 straight games:** Kevin Knox (11), 2/10/16 - 3/11/18  
**Made three 3-pointers in 10 straight games:** Gerald Fitch (20) 1/14/03 - 3/23/03  
**Made three 3-pointers in 15 straight games:** Gerald Fitch (20) 1/14/03 - 3/23/03  
**Made three 3-pointers in 20 straight games:** Gerald Fitch (20) 1/14/03 - 3/23/03  
**Made three 3-pointers in 25 straight games:** Keith Bogans (29) 3/14/02 - 2/26/03

### FREE THROWS

**Made 8 FT in a game:** Nick Richards (8) vs. Tennessee, 3/3/20  
**Made 9 FT in a game:** Immanuel Quickley (11) vs. Auburn, 2/29/20  
**Made 10 FT in a game:** Immanuel Quickley (11) vs. Auburn, 2/29/20  
**Made 11 FT in a game:** Immanuel Quickley (11) vs. Auburn, 2/29/20  
**Made 12 FT in a game:** Immanuel Quickley (14), Nick Richards (13) vs. Mississippi State, 2/4/20  
**Made 13 FT in a game:** Immanuel Quickley (14), Nick Richards (13) vs. Mississippi State, 2/4/20  
**Made 14 FT in a game:** Immanuel Quickley (14) vs. Mississippi State, 2/4/20  
**Made 15 FT in a game:** Rodrick Rhodes (16) vs. Ole Miss, 1/18/95  
**Made 16 FT in a game:** Rodrick Rhodes (16) vs. Ole Miss, 1/18/95  
**Made 17 FT in a game:** Dwight Anderson (18) vs. Mississippi State, 2/12/79  
**Made 18 FT in a game:** Dwight Anderson (18) vs. Mississippi State, 2/12/79  
**Made 18 FT in a game:** Never  
**Attempted 10 FT in a game:** Nick Richards (10) vs. Tennessee, 3/3/20  
**Attempted 15 FT in a game:** Nick Richards (15) vs. Mississippi State, 2/4/20  
**Attempted 20 FT in a game:** PJ Washington (20) vs. Kansas State, 3/22/18  
**Attempted 25 FT in a game:** Never  
**Made 20 Straight FT:** Immanuel Quickley (20), 2/22/20-3/3/20  
**Made 30 Straight FT:** Tyler Herro (38), 2/16/19 - 3/29/19

### REBOUNDS

**15 Rebs:** Nick Richards (15) vs. Arkansas, 2/26/19  
**16 Rebs:** Keldon Johnson (17) vs. Auburn, 2/23/19  
**17 Rebs:** Keldon Johnson (17) vs. Auburn, 2/23/19  
**18 Rebs:** PJ Washington (18) vs. VMI, 11/18/18  
**19 Rebs:** Nick Richards (19) vs. Southern Illinois, 11/9/18  
**20 Rebs:** Jared Prickett (20) vs. Arkansas, 2/9/94  
**25 Rebs:** Mike Phillips (25) vs. Tennessee, k 1/10/76  
**30 Rebs:** Cotton Nash (30) vs. Ole Miss, 2/8/64  
**34 Rebs:** Bob Burrow (34) vs. Temple, 12/10/55  
**35 Rebs:** Never  
**10+ Rebs in three consecutive games:** PJ Washington (3),



# THE LAST TIME UK ...

1/26/19 - 2/2/19  
**10+ Rebs in four consecutive games:** Julius Randle (4), 3/21/14 - 3/30/14  
**10+ Rebs in five consecutive games:** Julius Randle (10), 2/12/14 - 3/15/14  
**10+ Rebs in six consecutive games:** Julius Randle (10), 2/12/14 - 3/15/14  
**10+ Rebs in seven consecutive games:** Julius Randle (10), 2/12/14 - 3/15/14  
**10+ rebs in eight consecutive games:** Julius Randle (10), 2/12/14 - 3/15/14  
**10+ rebs in nine consecutive games:** Julius Randle (10), 2/12/14 - 3/15/14  
**10+ rebs in 10 consecutive games:** Julius Randle (10), 2/12/14 - 3/15/14  
**Two players had 10 rebounds:** Nate Sestina (12), Nick Richards (10) vs. Utah Valley, 11/18/19  
**Three players had 10 rebounds:** PJ Washington (13), Reid Travis (12), Keldon Johnson (10) vs. Kansas, 1/26/19

## ASSISTS

**6 assists:** Ashton Hagans (7) at Texas A&M, 2/25/20  
**7 assists:** Ashton Hagans (7) at Texas A&M, 2/25/20  
**8 assists:** Ashton Hagans (8) at Vanderbilt, 2/11/20  
**9 assists:** Ashton Hagans (9) vs. Georgia, 1/21/20  
**10 assists:** Ashton Hagans (11) vs. Fairleigh Dickinson, 12/7/19  
**11 assists:** Ashton Hagans (11) vs. Fairleigh Dickinson, 12/7/19  
**12 assists:** Ashton Hagans (12) vs. UAB, 11/29/19  
**13 assists:** Tyler Ulis (14) vs. LSU, 3/5/16  
**14 assists:** Tyler Ulis (14) vs. LSU, 3/5/16  
**15 assists:** John Wall (16) vs. Hartford, 12/29/09  
**16 assists:** John Wall (16) vs. Hartford, 12/29/09  
**16 assists:** Never  
**5+ assists in four consecutive games:** Ashton Hagans (17), 11/18/19 - 1/29/20  
**8+ assists in two consecutive games:** Ashton Hagans (3), 12/18/19 - 12/28/19

## BLOCKS

**4 blocks:** Nick Richards (6) at LSU, 2/18/20  
**5 blocks:** Nick Richards (6) at LSU, 2/18/20  
**6 blocks:** Nick Richards (6) at LSU, 2/18/20  
**7 blocks:** Nick Richards (7) vs. Lamar, 11/24/19  
**8 blocks:** Willie Cauley-Stein (9) vs. Boise State, 12/10/13  
**9 blocks:** Willie Cauley-Stein (9) vs. Boise State, 12/10/13  
**10 blocks:** Nerlens Noel (12) at Ole Miss, 1/29/13  
**11 blocks:** Nerlens Noel (12) at Ole Miss, 1/29/13  
**12 blocks:** Nerlens Noel (12) at Ole Miss, 1/29/13  
**13 blocks:** Never

## STEALS

**4 steals:** Ashton Hagans (4) vs. Georgia, 1/21/20  
**5 steals:** Ashton Hagans (5) vs. Texas A&M, 1/8/19  
**6 steals:** Ashton Hagans (8) vs. North Carolina, 12/22/18  
**7 steals:** Ashton Hagans (8) vs. North Carolina, 12/22/18  
**8 steals:** Ashton Hagans (8) vs. North Carolina, 12/22/18  
**9 steals:** Never  
**3+ steals in five consecutive games:** Ashton Hagans (7) 12/22/18 - 1/19/19  
**3+ steals in 10 consecutive games:** Never

## MINUTES

**Played every minute:** Immanuel Quickley (40) at Arkansas, 1/18/20  
**Played 40+ minutes:** Immanuel Quickley (42), Ashton Hagans (42) at Texas Tech, 1/25/20  
**Played more than 50 minutes:** Patrick Patterson (50) vs. Vanderbilt, 1/12/08

## FOULS

**Fouled out:** Ashton Hagans, EJ Montgomery vs. Ole Miss, 2/5/20  
**Two players fouled out:** Ashton Hagans, EJ Montgomery vs. Ole Miss, 2/5/20  
**Three players fouled out:** Hamidou Diallo, Wenyen Gabriel, Nick Richards at South Carolina, 1/16/18  
**Four players fouled out:** Skal Labissiere, Marcus Lee, Alex Poythress, Derek Willis at Kansas, 1/30/16  
**Technical foul:** John Calipari vs. Mississippi State, 2/4/20

## TEAM

### WINS/LOSSES

**Won 10 straight games:** 10, 1/8/19 - 2/9/19  
**Won 20 straight games:** 38, 11/14/14 - 3/28/15  
**Won 30 straight games:** 38, 11/14/14 - 3/28/15  
**Won 40 straight games:** Never

**Lost consecutive games:** 2, 12/18/19 - 12/21/19  
**Lost three straight games:** 4, 2/3/18 - 2/14/18  
**Lost four straight games:** 4, 2/3/18 - 2/14/18  
**Lost five straight games:** 5, 12/23/89 - 1/6/90  
**Lost 10 straight games:** Never

## STARTS

**Started four freshmen:** EJ Montgomery, Keldon Johnson, Ashton Hagans, Tyler Herro vs. Auburn, 3/31/19  
**Started five freshmen:** Hamidou Diallo, Shai Gilgeous-Alexander, Kevin Knox, Nick Richards, PJ Washington vs. Kansas State, 3/22/18

## SCORING

**Scored 90 or more points:** 91 vs. Eastern Kentucky, 11/8/19 (W, 91-49)  
**Scored 90 or more points (SEC game):** 96 vs. Ole Miss, 2/28/18 (W, 96-78)  
**Scored 100 or more points:** 107 vs. UIC, 11/26/17 (W, 107-73)  
**Scored 100 or more points (SEC game):** 100 vs. Texas A&M, 1/3/17 (W, 100-58)  
**Scored 110 or more points:** 115 vs. Arizona State, 11/28/16 (W, 115-69)  
**Scored 110 or more points (SEC game):** 110 vs. Auburn, 2/21/15 (W, 110-75)  
**Scored 120 or more points:** 120 vs. Vanderbilt, 2/7/96 (W, 120-81)  
**Scored 120 or more points (SEC game):** 120 vs. Vanderbilt, 2/7/96 (W, 120-81)  
**Scored 130 or more points:** 143 vs. Georgia, 2/27/56 (W, 143-66)  
**Scored 140 or more points:** 143 vs. Georgia, 2/27/56 (W, 143-66)  
**Scored 150 or more points:** Never  
**Scored less than 50 points:** 48 vs. Vanderbilt, 3/15/13 (L, 64-48)  
**Scored 100 points in two consecutive games:** vs. Cleveland State (11/23/16), vs. UT Martin (11/25/16), vs. Arizona State (11/28/16)  
**Scored 100 points in three consecutive games:** vs. Cleveland State (11/23/16), vs. UT Martin (11/25/16), vs. Arizona State (11/28/16)  
**Scored 100 points in consecutive SEC games:** 2/27/56-3/3/56

## SHOOTING PERCENTAGES

**Shot 70% from the field:** .722 vs. Mississippi St., 2/15/86  
**Shot 65% from the field:** .667 vs. UIC, 11/26/17  
**Shot 30% or less from the field:** .281 at Texas A&M (1/10/15)  
**Allowed 50% shooting:** .528 vs. Tennessee, 3/3/20  
**Allowed 60% shooting:** .640 by Florida, 3/4/07  
**Allowed 30% or less shooting:** .250 by ECU, 11/8/19 (16-64)  
**Allowed 20% or less shooting:** .197 by Montana State, 11/23/14 (12-61)

## FREE THROWS

**Shot 90% or better from FT line:** 10-11 (.909) at Texas A&M, 2/25/20  
**Shot 100% from FT Line:** 10-10 vs. Florida, 2/22/20  
**Shot 50% or less from FT line:** .400 (10-20) at Georgia, 1/7/20  
**Attempted 40 FT:** vs. Tennessee State (41), 11/23/18  
**Attempted five or less FT:** vs. South Carolina (4) 1/21/06  
**Made 30 FT:** 31 vs. Mississippi State, 2/4/30 (31-36)

## 3-POINTERS

**Hit 0 3-pointers:** 0 vs. Davidson, 3/15/18 (0-6)  
**Hit 10 3-pointers:** 11 at Texas A&M, 2/25/20 (11-22)  
**Hit 11 3-pointers:** 11 at Texas A&M, 2/25/20 (11-22)  
**Hit 12 3-pointers:** 12 vs. Utah, 12/15/18 (12-21)  
**Hit 13 3-pointers:** 13 vs. Texas A&M, 1/3/17 (13-25)  
**Hit 14 3-pointers:** 15 vs. Georgia, 3/1/12 (15-27)  
**Hit 15 3-pointers:** 15 vs. Georgia, 3/1/12 (15-27)  
**Hit 16 3-pointers:** 16 vs. UNC-Asheville, 12/23/96 (16-33)  
**Hit 17 3-pointers:** 20 vs. LSU, 3/4/95 (20-35)  
**Hit 18 3-pointers:** 20 vs. LSU, 3/4/95 (20-35)  
**Hit 19 3-pointers:** 20 vs. LSU, 3/4/95 (20-35)  
**Hit 20 3-pointers:** 20 vs. LSU, 3/4/95 (20-35)  
**Hit 21 3-pointers:** 21 vs. North Carolina, 12/27/89 (21-48)  
**Hit 22 3-pointers:** Never

## SCORING MARGINS

**Won game by 50 points or more:** 58 vs. Montana State (W, 86-28) 11/23/14  
**Won game by 60 points or more:** 62 vs. Vanderbilt (W, 106-44) 3/5/03  
**Won game by 70 points or more:** 74 vs. Tennessee-Martin (W, 124-50) 11/26/94  
**Lost game by 30 points or more:** 34 vs. Duke (L, 118-84) 11/6/18

**Lost game by 40 points or more:** 41 at Vanderbilt (L, 93-52) 2/12/08  
**Lost game by 50 points or more:** 55 at Kansas (L, 150-95) 12/9/89  
**Lost game by 60 points or more:** 70 vs. Central (L, 87-17) 1/28/1910  
**Lost game by 70 points or more:** 70 vs. Central (L, 87-17) 1/28/1910  
**Game decided by one point:** vs. Seton Hall, 12/8/18 (L, 84-83 OT)  
**Game decided by two points:** at Texas Tech, 1/25/20 (W, 78-76 OT)  
**Game decided by three points:** at LSU, 2/18/20 (W, 79-76)  
**Two consecutive games decided by one point:** vs. North Carolina (W, 73-72) 12/3/11 and at Indiana (L, 73-72) 12/10/11  
**Three consecutive games decided by one point:** Never  
**Two consecutive games decided by two points:** at Ole Miss (L, 71-69) 2/1/11 and Florida (L, 70-68) 2/5/11

**Came back from 10-point deficit for win:** W, 78-64 at Vanderbilt (2/11/20); Trailed by 14 at 34-20 (4:43 in 1st)  
**Came back from 11-point deficit for win:** W, 78-64 at Vanderbilt (2/11/20); Trailed by 14 at 34-20 (4:43 in 1st)  
**Came back from 12-point deficit for win:** W, 78-64 at Vanderbilt (2/11/20); Trailed by 14 at 34-20 (4:43 in 1st)  
**Came back from 13-point deficit for win:** W, 78-64 at Vanderbilt (2/11/20); Trailed by 14 at 34-20 (4:43 in 1st)  
**Came back from 14-point deficit for win:** W, 78-64 at Vanderbilt (2/11/20); Trailed by 14 at 34-20 (4:43 in 1st)  
**Came back from 15-point deficit for win:** W, 70-66 vs. Arkansas (2/26/19); Trailed by 15 at 45-30 (18:22 in 2nd)  
**Came back from 16-point deficit for win:** W, 83-76 at West Virginia (1/27/18); Trailed by 17 at 40-23 (18:57 in 2nd)  
**Came back from 17-point deficit for win:** W, 83-76 at West Virginia (1/27/18); Trailed by 17 at 40-23 (18:57 in 2nd)  
**Came back from 18-point deficit for win:** W, 73-67 vs. Vanderbilt (2/28/17); Trailed by 19 at 25-6 (8:03 in 1st)  
**Came back from 19-point deficit for win:** W, 73-67 vs. Vanderbilt (2/28/17); Trailed by 19 at 25-6 (8:03 in 1st)  
**Came back from 20-point deficit for win:** W, 82-79 at Vanderbilt (2/22/97); Trailed by 22 at 40-18 (3:51 in 1st)  
**Came back from 30-point deficit for win:** W, 99-95 at LSU (2/15/94); Trailed by 31 at 68-37 (15:34 in 2nd)  
**Came back from 31-point deficit for win:** W, 99-95 at LSU (2/15/94); Trailed by 31 at 68-37 (15:34 in 2nd)

## REBOUNDS

**Pulled down 50 rebounds:** 54 (12-42) vs. ECU, 11/8/19  
**Pulled down 55 rebounds:** 59 (20-39) vs. Arizona State, 11/28/16  
**Pulled down 60 rebounds:** 62 (19-43) vs. Morehead State, 12/16/96

## OVERTIME GAMES

**Played an overtime game:** at Texas Tech, 1/25/20 (W, 76-74 OT)  
**Won an overtime game:** at Texas Tech, 1/25/20 (W, 76-74 OT)  
**Lost an overtime game:** vs. Auburn, 3/31/19 (L, 77-71 OT)  
**Played an SEC overtime game:** vs. Vanderbilt, 1/30/18 (W, 83-81 OT)  
**Won an SEC overtime game:** vs. Vanderbilt, 1/30/18 (W, 83-81 OT)  
**Lost an SEC overtime game:** at Texas A&M, 2/20/16 (L, 79-77 OT)  
**Played an overtime game in SEC Tournament:** vs. Texas A&M, 3/13/16 (W, 82-77 OT)  
**Won an overtime game in SEC Tournament:** vs. Texas A&M, 3/13/16 (W, 82-77 OT)  
**Played an overtime game in NCAA Tournament:** vs. Auburn, 3/31/19 (L, 77-71 OT)  
**Won an overtime game in NCAA Tournament:** vs. St. Bonaventure, 3/16/00 (W, 85-80 OT)  
**Lost an overtime game in NCAA Tournament:** vs. Auburn, 3/31/19 (L, 77-71 OT)  
**Played two overtimes:** at Texas A&M, 1/10/15 (W, 70-64 2ot)  
**Played three overtimes:** vs. Temple 12/7/57 (W, 85-83)  
**Played four overtimes:** Never played four overtime game  
**Played consecutive games that went to overtime:** 1/6/15 vs. Ole Miss (W, 89-86) and 1/10/15 at Texas A&M (70-64)



# THE LAST TIME A UK OPPONENT ...

## INDIVIDUALS

### SCORING

**Scored 25 points:** John Fulkerson (27), Tennessee, 3/3/20  
**Scored 30 points:** Bubba Parham (35), VMI, 11/21/18  
**Scored 35 Points:** Bubba Parham (35), VMI, 11/21/18  
**Scored 40 points:** Elston Turner (40), Texas A&M, 1/12/13  
**Scored 45 points:** David Robinson (45), Navy, 1/25/87  
**Scored 50 points:** Austin Carr (50), Notre Dame, 12/29/79  
**Scored 60 points:** Pete Maravich (64), LSU, 2/21/70  
**Scored 65 points:** Never  
**Two players had 20 points:** Jared Harper (26), Bryce Brown (24), Auburn, 3/31/19  
**Three players had 20 points:** R.J. Barrett, Zion Williamson, Cam Reddish, Duke, 11/6/18  
**Two players had 30 points:** Ronnie Henderson (36) and Claren Ceasar (32), LSU, 2/15/94  
**Five players scored in double figures:** LSU, 2/18/20

### FIELD GOALS

**Made 15 FG in a game:** David Robinson (17), Navy, 1/25/87  
**Made 16 FG in a game:** David Robinson (17), Navy, 1/25/87  
**Made 17 FG in a game:** David Robinson (17), Navy, 1/25/87  
**Made 18 FG in a game:** Steve Downing (19), Indiana, 12/11/71  
**Made 19 FG in a game:** Steve Downing (19), Indiana, 12/11/71  
**Made 20 FG in a game:** Johnny Neumann (20), Ole Miss, 1/2/71  
**Made 21 FG in a game:** Austin Carr (21), Notre Dame, 12/29/70  
**Made 22 FG in a game:** Austin Carr (22), Notre Dame, 3/12/70  
**Made 23 FG in a game:** Pete Maravich (23), LSU, 2/21/70  
**Made 24 FG in a game:** Never  
**Attempted 17 FG in a game:** Jermaine Cousinard (22), South Carolina, 1/15/20  
**Attempted 18 FG in a game:** Jermaine Cousinard (22), South Carolina, 1/15/20  
**Attempted 19 FG in a game:** Jermaine Cousinard (22), South Carolina, 1/15/20  
**Attempted 20 FG in a game:** Jermaine Cousinard (22), South Carolina, 1/15/20  
**Attempted 25 FG in a game:** R.J. Barrett (26), Duke, 11/6/18  
**Attempted 30 FG in a game:** Freeman Williams (40), Portland State, 12/16/17  
**Attempted 35 FG in a game:** Freeman Williams (40), Portland State, 12/16/17  
**Attempted 40 FG in a game:** Freeman Williams (40), Portland State, 12/16/17  
**Attempted 45 FG in a game:** Johnny Neumann (50), Ole Miss, 1/2/71  
**Attempted 50 FG in a game:** Johnny Neumann (50), Ole Miss, 1/2/71  
**Attempted 53 FG in a game:** Pete Maravich (53), LSU, 2/22/69  
**Attempted 54 FG in a game:** Never

### 3-POINTERS

**Made 5 3-pointers in a game:** Savion Flagg (5), Texas A&M, 2/25/20  
**Made 6 3-pointers in a game:** Armoni Brooks (6), Houston, 3/29/19  
**Made 7 3-pointers in a game:** Bubba Parham (10), VMI, 11/18/18  
**Made 8 3-pointers in a game:** Bubba Parham (10), VMI, 11/18/18  
**Made 9 3-pointers in a game:** Bubba Parham (10), VMI, 11/18/18  
**Made 10 3-pointers in a game:** Bubba Parham (10), VMI, 11/18/18  
**Made 11 3-pointers in a game:** Corey Allmond (11), Sam Houston State, 11/19/2009  
**Made 12 3-pointers in a game:** Never  
**Attempted 10 3-pointers in a game:** Santiago Vescovi (11), Tennessee, 2/8/20  
**Attempted 15 3-pointers in a game:** Bubba Parham (16), VMI, 11/18/18  
**Attempted 16 3-pointers in a game:** Bubba Parham (16), VMI, 11/18/18  
**Attempted 17 3-pointers in a game:** Chris Jackson (17), LSU, 2/15/90  
**Attempted 18 3-pointers in a game:** Jeff Boschee (18), Kansas, 3/14/99  
**Attempted 19 3-pointers in a game:** Never

### FREE THROWS

**Made 10 FT in a game:** John Fulkerson (10), Tennessee, 2/8/20  
**Made 11 FT in a game:** Samir Doughty (14), Auburn, 2/1/20  
**Made 12 FT in a game:** Samir Doughty (14), Auburn, 2/1/20  
**Made 13 FT in a game:** Samir Doughty (14), Auburn, 2/1/20

**Made 14 FT in a game:** Samir Doughty (14), Auburn, 2/1/20  
**Made 15 FT in a game:** Brenton Williams (15), South Carolina, 3/1/14  
**Made 16 FT in a game:** Dan Cross (16), Florida, 2/18/95  
**Made 17 FT in a game:** John Mengelt (17), Auburn, 3/2/70  
**Made 18 FT in a game:** Pete Maravich (18), LSU, 2/21/70  
**Made 19 FT in a game:** Never  
**Attempted 15 FT in a game:** Samir Doughty (15), Auburn, 2/1/20  
**Attempted 20 FT in a game:** Harding McCaleb (25), Louisville, 2/22/16  
**Attempted 25 FT in a game:** Harding McCaleb (25), Louisville, 2/22/16  
**Attempted 26 FT in a game:** Never

### REBOUNDS

**15 Rebs:** Dedric Lawson (15), Kansas, 1/26/19  
**16 Rebs:** Kennedy Meeks (17), North Carolina, 3/26/17  
**17 Rebs:** Kennedy Meeks (17), North Carolina, 3/26/17  
**18 Rebs:** Sean May (19), North Carolina, 12/4/04  
**19 Rebs:** Sean May (19), North Carolina, 12/4/04  
**20 Rebs:** Andrew DeClercq (20), Florida, 1/18/94  
**25 Rebs:** Leon Douglas (25), Alabama, 1/20/75  
**30 Rebs:** Kenneth Stanley (30), USC, 12/4/61  
**31 Rebs:** Never  
**Two players had 10 rebounds:** Desean Murray (11) and Anfernee McLemore (11), Auburn, 2/4/18  
**Three players had 10 rebounds:** Craig Victor II (12), Tim Quarterman (10), Ben Simmons (10), LSU, 1/5/16

### ASSISTS

**10 assists:** Tony Trocha-Morelos (10), Texas A&M, 3/4/2017  
**11 assists:** Dwyane Wade (11), Marquette, 3/29/03  
**12 assists:** Edgar Padilla (12), UMass, 3/30/96  
**13 assists:** Billy McCaffrey (14), Vanderbilt, 1/13/93  
**14 assists:** Billy McCaffrey (14), Vanderbilt, 1/13/93  
**15 assists:** Eric Richardson (15), Alabama, 2/4/84  
**16 assists:** Never

### BLOCKS

**5 blocks:** Dylan Disu (5), Vanderbilt, 1/29/20  
**6 blocks:** Sagaba Konate (7), West Virginia, 1/27/18  
**7 blocks:** Sagaba Konate (7), West Virginia, 1/27/18  
**8 blocks:** Jarvis Varnado (10), Mississippi State, 1/15/08  
**9 blocks:** Jarvis Varnado (10), Mississippi State, 1/15/08  
**10 blocks:** Jarvis Varnado (10), Mississippi State, 1/15/08  
**11 blocks:** Samaki Walker (11), Louisville, 1/1/95  
**12 blocks:** Never

### STEALS

**5 steals:** Ben Simmons (7), LSU, 3/5/16  
**6 steals:** Ben Simmons (7), LSU, 3/5/16  
**7 steals:** Ben Simmons (7), LSU, 3/5/16  
**8 steals:** Never

## TEAM

### SCORING

**Scored 90 or more points:** 118, Duke, 11/6/18 (L, 118-84)  
**Scored 90 or more points (SEC game):** 90, Georgia, 3/4/09 (L, 90-85)  
**Scored 100 or more points:** 118, Duke, 11/6/18 (L, 118-84)  
**Scored 100 or more points (SEC game):** 101, Arkansas, 2/10/93 (L, 101-94)  
**Scored 110 or more points:** 118, Duke, 11/6/18 (L, 118-84)  
**Scored 110 or more points (SEC game):** 110, Vanderbilt, 3/4/67 (L, 110-94)  
**Scored 120 or more points:** 121, North Carolina, 12/27/89 (L, 121-110)  
**Scored 120 or more points (SEC game):** Never  
**Scored 130 or more points:** 150, Kansas, 12/9/89 (L, 150-95)  
**Scored 140 or more points:** 150, Kansas, 12/9/89 (L, 150-95)  
**Scored 150 or more points:** 150, Kansas, 12/9/89 (L, 150-95)  
**Scored 160 or more points:** Never  
**Scored less than 50 points:** 49, Eastern Kentucky, 11/8/19 (W, 91-49)  
**Scored less than 50 points (SEC game):** 48, South Carolina, 2/5/19 (W, 76-48)  
**Scored less than 40 points:** 39, West Virginia, 3/26/15 (W, 78-39)  
**Scored less than 40 points (SEC game):** 37, Missouri, 1/13/15 (W, 86-37)  
**Scored less than 30 points:** 28, Montana State, 11/23/14 (W, 86-28)  
**Scored less than 30 points (SEC game):** 26, Georgia Tech, 1/28/46 (W, 86-37)  
**Scored less than 20 points:** 18, Western Ontario, 12/10/49

(W, 90-21)

**Scored less than 20 points (SEC game):** 18, Alabama, 2/10/40 (W, 46-18)

**Scored less than 10 points:** 9, Tulane, 12/21/34 (W, 39-9)

**Scored less than 10 points (SEC game):** Never

**Scored less than 5 points:** Never

### SHOOTING PERCENTAGES

**Shot 70% from the field:** Never

**Shot 60% from the field:** .640, Florida, 3/4/07

**Shot 50% from the field:** .528, Tennessee, 3/3/20

**Shot 30% or less from the field:** .250, Eastern Kentucky, 11/8/19 (16-64)

**Shot 20% or less from the field:** .197, Montana State, 11/23/14 (12-61)

**Shot 10% or less from the field:** Never (shooting percentages not recorded prior to 1947)

### 3-Pointers

**Made 10 or more 3-pointer:** 10, Texas A&M, 2/25/20

**Made 15 or more 3-pointers:** 19, VMI, 11/18/18

**Made 20 or more 3-pointers:** Never

**Made zero 3-pointers:** 0, Auburn, 1/19/13 (0-15)

**Attempted 30 or more 3-pointers:** 31, Utah Valley, 11/18/19

### FREE THROWS

**Shot 90% or better from FT line:** 92.3 (12-13), Evansville, 11/12/19

**Shot 100% from FT Line:** 5-5, VMI, 11/18/18

**Shot 50% or less from FT line:** 450 (9-20), Louisville, 12/28/19

**Attempted 40 FT:** 44, Auburn, 2/1/20 (33-44)

**Attempted five or less FT:** 5, UAB, 11/29/19 (2-5)

**Made 30 FT:** 33, Auburn, 2/1/20 (33-44)

### REBOUNDS

**Pulled down 50 rebounds:** 54 (17-37), Florida, 2/4/17

**Pulled down 20 offensive rebounds:** 23, LSU, 2/18/20



# RUPP ARENA AT CENTRAL BANK CENTER

## Year-by-Year Records

Season	W-L	Percentage
2019-20	16-2	.889
2018-19	17-1	.944
2017-18	16-2	.889
2016-17	15-2	.882
2015-16	17-0	1.000
2014-15	19-0	1.000
2013-14	16-2	.889
2012-13	16-2	.889
2011-12	18-0	1.000
2010-11	15-0	1.000
2009-10	18-0	1.000
2008-09	12-6	.667
2007-08	14-4	.778
2006-07	14-2	.875
2005-06	10-5	.667
2004-05	14-1	.933
2003-04	11-2	.846
2002-03	12-1	.923
2001-02	12-3	.800
2000-01	11-1	.917
1999-2000	14-0	1.000
1998-99	12-1	.923
1997-98	9-3	.750
1996-97	12-1	.923
1995-96	13-0	1.000
1994-95	12-1	.923
1993-94	13-1	.929
1992-93	16-0	1.000
1991-92	15-2	.882
1990-91	13-0	1.000
1989-90	13-2	.867
1988-89	8-6	.571
1987-88	14-2	.875
1986-87	13-2	.867
1985-86	18-0	1.000
1984-85	11-3	.786
1983-84	16-0	1.000
1982-83	14-1	.933
1981-82	15-1	.938
1980-81	15-0	1.000
1979-80	12-3	.800
1978-79	11-4	.733
1977-78	16-0	1.000
1976-77	12-2	.857
<b>Total</b>	<b>610-71</b>	<b>.896</b>

## Top 10 Attendances of 19-20

No.	Att.	Opp.	Date	Result
1.	20,638	Auburn	2/29/20	W, 73-66
2.	20,489	Florida	2/22/20	W, 65-59
3.	20,437	Louisville	12/28/19	W, 78-70
4.	20,417	Ole Miss	2/15/20	W, 67-62
5.	20,413	Tennessee	3/3/20	L, 81-73
6.	20,407	Alabama	1/11/20	W, 76-67
7.	20,401	UAB	11/29/19	W, 69-58
8.	20,396	Missouri	1/4/20	W, 71-59
9.	20,351	MSM	11/22/19	W, 82-62
10.	20,311	Vanderbilt	1/29/20	W, 71-62

## Rupp Arena Quick Facts

<b>Year Opened:</b>	1976
<b>First Game:</b>	Nov. 27, 1976
<b>All-Time Record:</b>	610-71 (.896)
<b>Record Under Calipari:</b>	183-11 (.943)
<b>Capacity:</b>	20,500
<b>Record Crowd:</b>	24,479 (1/20/10)
<b>Longest Win Streak:</b>	54 (11/9/10-12/1/12)
<b>Current Win Streak:</b>	0

## Cats Rock at Rupp

The Wildcats are 610-71 (.896) in Rupp Arena. Among the most notable marks of dominance as the nation's toughest venue to play include:

- School record 54-game winning streak to begin the John Calipari era
- UK is 329-42 (.887) in regular-season SEC games in the building
- Kentucky set a new program home record of 19 wins in 2014-15
- UK has gone undefeated at home in five of Calipari's 11 seasons
- The Wildcats have a perfect mark in 13 of Rupp Arena's 44 seasons

## UK Reaches 600 Wins at Rupp in Record Time

With a victory over Fairleigh Dickinson on Dec. 7, 2019 Kentucky reached the 600-win mark at Rupp Arena faster than any other program in NCAA Division I level history. UK needed just 670 games to reach win No. 600 in Rupp Arena.

It took UCLA, which previously owned the fastest pace to 600 wins, 689 games in Pauley Pavilion. Only one other team, Kansas, achieved win No. 600 in fewer than 700 games at its home venue. The Jayhawks reached the significant win in their 699th game.

## Cal Owns Longest Win Streaks in Rupp

With UK's 2011-12 season-opening victory over Marist, UK head coach John Calipari recorded his 34th consecutive win in Rupp Arena as UK's head coach. It broke former UK head coach Rick Pitino's longest streak of 33 games in the venue.

The winning streak reached as long as 54 games. Calipari didn't suffer his first loss in Rupp Arena until losing to Baylor in his fourth season. The 54-game run, however, was his longest career winning streak. He also had the second-longest streak in the arena as the Cats won 42 straight from March 4, 2014 to Nov. 25, 2016.

## Pack the House

Kentucky has led the nation in average home attendance in 20 of the last 24 seasons. That number includes a Rupp Arena record of 24,110 in John Calipari's first season (2009-10) as head coach.

- Kentucky averaged 20,160 fans during the 2019-20 season (first season with a reduced capacity at 20,500)
- UK averaged 23,000-plus fans in seven of Calipari's first 10 seasons

## New Chairbacks, Fewer Seats

After receiving a \$16 million upgrade over the 2014-15 and 2015-16 seasons that enhanced the fan experience with the likes of a new Daktronics center-hung scoreboard, ribbons boards, new corner video boards and a new audio system, Rupp Arena is undergoing an additional transformation as a part of UK's new leasing agreement with the Lexington Center.

Chair-back seating in the upper-level sideline was installed in sections 211-217 and 228-234 for the 2019-20 season. Club areas will be available to season ticket holders starting with the 2020-21 season.

The new seating reduced Rupp Arena's capacity to 20,500.

## The Top-Ranked Team at Home

Kentucky has lost just four times at home as the Associated Press top-ranked team in the history of the program and just three times in Rupp Arena. Prior to the losses to Evansville (Nov. 12) and UCLA (Dec. 3, 2016), both by three, the other two losses came by just one point.

The Wildcats are 54-3 all-time as the AP No. 1 team in Rupp Arena since its opening in 1976. The first loss was to Auburn, 53-52, on Jan. 9, 1988.

## Coach Cal in Rupp Arena

It's been downright difficult to beat the Wildcats in Rupp Arena during the John Calipari era. UK is 183-11 (.943) in Rupp Arena under Calipari.

- UK is 22-5 (.815) vs. AP Top 25 opponents in Rupp in the Calipari era
- The Wildcats are 161-6 (.964) vs. unranked teams in Rupp under Cal
- UK is 94-4 (.960) at home vs. nonconference foes under Calipari
- Calipari notched his 100th career win in Rupp Arena as UK's coach with the Wildcats' 110-75 rout of Auburn on Feb. 21, 2014. It took Calipari just 104 games to reach the century mark at home, the fastest of any UK coach

## Cal Passes Hall for Rupp Record

With a 101-70 victory over Cleveland State on Nov. 23, 2016, John Calipari passed former UK head coach Joe B. Hall for wins in Rupp Arena. Calipari currently has 183 wins inside the historic venue. Hall won 122.

## 2019-20 Opponent Breakdown

### Eastern Kentucky (Nov. 8)

All-time games in Rupp Arena: 11  
UK record in Rupp vs. EKU: 11-0  
Last time in Rupp Arena: UK, 91-49 (11/8/19)

### Evansville (Nov. 12)

All-time games in Rupp Arena: 1  
UK record in Rupp vs. UE: 0-1  
Last time in Rupp Arena: UE, 67-64 (11/12/19)

### Utah Valley (Nov. 18)

All-time games in Rupp Arena: 2  
UK record in Rupp vs. UV: 2-0  
Last time in Rupp Arena: UK, 82-74 (11/18/19)

### Mount St. Mary's (Nov. 22)

All-time games in Rupp Arena: 1  
UK record in Rupp vs. MSM: 1-0  
Last time in Rupp Arena: UK, 82-62 (11/22/19)

### Lamar (Nov. 24)

All-time games in Rupp Arena: 4  
UK record in Rupp vs. LU: 4-0  
Last time in Rupp Arena: UK, 81-56 (11/24/19)

### UAB (Nov. 29)

All-time games in Rupp Arena: 2  
UK record in Rupp vs. UAB: 2-0  
Last time in Rupp Arena: UK, 69-58 (11/29/19)

### Fairleigh Dickinson (Dec. 7)

All-time games in Rupp Arena: 1  
UK record in Rupp vs. FDU: 1-0  
Last time in Rupp Arena: UK, 83-52 (12/7/19)

### Georgia Tech (Dec. 14)

All-time games in Rupp Arena: 4  
UK record in Rupp vs. GT: 4-0  
Last time in Rupp Arena: UK, 67-53 (12/14/19)

### Louisville (Dec. 28)

All-time games in Rupp Arena: 20  
UK record in Rupp vs. UofL: 16-4  
Last time in Rupp Arena: UK, 78-70<sup>OT</sup> (12/28/19)

### Missouri (Jan. 4)

All-time games in Rupp Arena: 5  
UK record in Rupp vs. MU: 5-0  
Last time in Rupp Arena: UK, 71-59 (1/4/20)

### Alabama (Jan. 11)

All-time games in Rupp Arena: 32  
UK record in Rupp vs. UA: 27-5  
Last time in Rupp Arena: UK, 76-67 (1/11/20)

### Georgia (Jan. 21)

All-time games in Rupp Arena: 41  
UK record in Rupp vs. UGA: 37-4  
Last time in Rupp Arena: UK, 89-79 (1/21/20)

### Vanderbilt (Jan. 29)

All-time games in Rupp Arena: 42  
UK record in Rupp vs. VU: 40-2  
Last time in Rupp Arena: UK, 71-62 (1/29/20)

### Mississippi State (Feb. 4)

All-time games in Rupp Arena: 31  
UK record in Rupp vs. MSU: 29-2  
Last time in Rupp Arena: UK, 80-72 (2/4/20)

### Ole Miss (Feb. 15)

All-time games in Rupp Arena: 32  
UK record in Rupp vs. OM: 31-1  
Last time in Rupp Arena: UK, 67-62 (2/15/20)

### Florida (Feb. 22)

All-time games in Rupp Arena: 44  
UK record in Rupp vs. UF: 38-6  
Last time in Rupp Arena: UK, 65-59 (2/22/20)

### Auburn (Feb. 29)

All-time games in Rupp Arena: 31  
UK record in Rupp vs. AU: 29-2  
Last time in Rupp Arena: UK, 73-66 (2/29/20)

### Tennessee (March 3)

All-time games in Rupp Arena: 44  
UK record in Rupp vs. UT: 38-6  
Last time in Rupp Arena: UT, 81-73 (3/3/20)





# COACH CALIPARI

## UK vs. AP Ranked Foes Under Cal Record as AP Top-Ranked Coach Since 2009-10

Coach	Schools	Records
1. John Calipari	Kentucky	69-8
2. Mike Krzyzewski	Duke	53-11
3. Bill Self	Kansas	44-9
4. Jay Wright	Villanova	28-6
5. Mark Few	Gonzaga	23-4
6. Jim Boeheim	Syracuse	15-4
7. Tom Crean	Indiana	14-3
8. Thad Matta	Ohio State	13-2
9. Sean Miller	Arizona	12-1
10. Tom Izzo	Michigan State	12-4

## Record as AP Top-Ranked Coach Active

Coach	Schools	Records
1. Mike Krzyzewski	Duke	219-35
2. John Calipari	UK, Memphis, UMass	110-13
3. Roy Williams	UNC, Kansas	95-18
4. Bill Self	Kansas	46-10
5. Bruce Weber	Illinois	30-2
6. Jay Wright	Villanova	28-6
7. Jim Boeheim	Syracuse	24-5
8. Mark Few	Gonzaga	23-4
9. Bob Huggins	Cincinnati	20-4
10. Tom Izzo	Indiana	15-5

through games on March 3

## All-Time Calipari Draft Picks

Player (School)	Round	Year (Overall)
Bam Adebayo (UK)	First	2017 (14)
Eric Bledsoe (UK)	First	2010 (18)
Devin Booker (UK)	First	2015 (13)
Antonio Burks (MEM)	Second	2004 (36)
Marcus Camby (UMASS)	First	1996 (2)
Rodney Carney (MEM)	First	2006 (16)
DeMarcus Cousins (UK)	First	2010 (5)
Willie Cauley-Stein (UK)	First	2015 (6)
Anthony Davis (UK)	First	2012 (1)
Hamidou Diallo (UK)	Second	2018 (45)
Joey Dorsey (MEM)	Second	2008 (33)
C. Douglas-Roberts (MEM)	Second	2008 (40)
Robert Dozier (MEM)	Second	2009 (60)
Tyreke Evans (MEM)	First	2009 (4)
De'Aaron Fox (UK)	First	2017 (5)
S. Gilgeous-Alexander (UK)	First	2018 (11)
Archie Goodwin (UK)	First	2013 (29)
Josh Harrellson (UK)	Second	2011 (45)
Andrew Harrison (UK)	Second	2015 (44)
Tyler Herro (UK)	First	2019 (13)
Dakari Johnson (UK)	Second	2015 (48)
Keldon Johnson (UK)	First	2019 (29)
Terrence Jones (UK)	First	2012 (18)
Enes Kanter (UK)	First	2011 (3)
Michael Kidd-Gilchrist (UK)	First	2012 (2)
Brandon Knight (UK)	First	2011 (8)
Kevin Knox (UK)	First	2018 (9)
Skal Labissiere (UK)	First	2016 (28)
Doron Lamb (UK)	Second	2012 (42)
DeAndre Liggins (UK)	Second	2011 (53)
Trey Lyles (UK)	First	2015 (12)
Darius Miller (UK)	Second	2012 (46)
Malik Monk (UK)	First	2017 (11)
Jamal Murray (UK)	First	2016 (7)
Nerlens Noel (UK)	First	2013 (6)
Daniel Orton (UK)	First	2010 (29)
Patrick Patterson (UK)	First	2010 (14)
Julius Randle (UK)	First	2014 (7)
Lou Roe (UMass)	Second	1995 (30)
Derrick Rose (MEM)	First	2008 (1)
Marquis Teague (UK)	First	2012 (29)
Karl-Anthony Towns (UK)	First	2015 (1)
Tyler Ulis (UK)	Second	2016 (34)
Jarrod Vanderbilt (UK)	Second	2018 (41)
Dajuan Wagner (MEM)	First	2002 (6)
John Wall (UK)	First	2010 (1)
PJ Washington (UK)	First	2019 (12)
Shawne Williams (MEM)	First	2006 (17)
James Young (UK)	First	2014 (17)

## 700 Victories and Counting

With Kentucky's win over UIC on Nov. 26, 2017, John Calipari reached 700 on-court wins. At the time he was one of just 41 coaches, regardless of NCAA level of classification, to reach that barrier. Only 29 coaches have done it with at least 10 seasons at the Division I level.

Calipari became the fourth-fastest coach to 700 on-court wins ever. Only Adolph Rupp (836 games), Jerry Tarkanian (876 games) and Roy Williams (879 games) did it faster.

Calipari is currently the only coach in NCAA history with at least 189 victories at three different schools.

## Calipari Unrivaled in Conference

John Calipari has won 16 league regular-season championships (including six Southeastern Conference titles) eight more than the next-closest coach in the SEC (Bruce Pearl has eight). Calipari has won six SEC Tournament championships in 10 seasons at Kentucky and owns 15 conference tournament titles in his career, 11 more than his closest competitors (Ben Howland, Kermit Davis).

He's tallied a 358-107 (.769) all-time record within conference play as a head coach and owns a 150-41 (.785) record since joining the SEC. Entering the 2019-20 season, his 136 total conference wins were the second most among Division I coaches since 1996-97 over their first 10 seasons with a program, while his winning percentage ranked third. Only Adolph Rupp (.833) had a better winning percentage through his first 10 seasons in league play in Kentucky's history.

Although he's been publicly outspoken against conference tournaments -- only because he doesn't favor playing three or more games on consecutive days to win the tournament -- his teams have gotten up for them. Calipari's teams at UMass, Memphis and Kentucky have been to 19 conference championship games in his 27-year career, winning a remarkable 15 of them. Calipari is 57-12 (.826) all-time in conference tournaments, including 23-4 (.852) at UK. Calipari ranks fourth in SEC Tournament wins.

## Calipari in Elite Company with Conference Championships

Kentucky men's basketball coach John Calipari added another first to his Hall of Fame career in 2017.

When Kentucky clinched at least a share of the 2017 Southeastern Conference championship by beating Vanderbilt on Feb. 28, 2017, he made history as a head coach. Calipari became the first NCAA Division I coach to lead three different programs (UMass, Memphis, Kentucky) to five on-court regular-season league titles five different times. He won the Atlantic 10 at the helm of UMass in 1992, 93, 94, 95 and 96. Memphis claimed the Conference USA crown in 2004, 06, 07, 08 and 09. Kentucky

## UK Collegiate Awards Under Calipari

All-America Honors	All-SEC	2019		
DeMarcus Cousins (2010)	D. Cousins (2010)	1st (Coaches/AP)	Tyler Herro	2019
AP (1), NABC (2), USBWA (2), SN (2)	Patrick Patterson (2010)	1st (Coaches/2nd AP)	Keldon Johnson	2019
John Wall (2010)	John Wall (2010)	1st (Coaches/AP)	<b>NCAA Final Four Team</b>	
AP (1), NABC (2), USBWA (2), SN (2)	Terrence Jones (2011)	1st (Coaches/AP)	Anthony Davis (MVP)	2012
Anthony Davis (2012)	Brandon Knight (2011)	1st (Coaches/2nd AP)	Michael Kidd-Gilchrist	2012
AP (1), NABC (2), USBWA (2), SN (2)	Anthony Davis (2012)	1st (Coaches/AP)	Doron Lamb	2012
Michael Kidd-Gilchrist (2012)	M. Kidd-Gilchrist (2012)	1st (Coaches/AP)	Julius Randle	2014
AP (1), NABC (2), USBWA (2), SN (2)	Terrence Jones (2012)	2nd (Coaches/AP)	James Young	2014
Doron Lamb (2012)	Doron Lamb (2012)	2nd (Coaches)	<b>NCAA All-Regional</b>	
Julius Randle (2014)	Nerlens Noel (2013)	1st (Coaches/AP)	DeMarcus Cousins	2010
NABC (3)	Julius Randle (2014)	1st (Coaches/AP)	John Wall	2010
Willie Cauley-Stein (2015)	James Young (2014)	2nd (Coaches)	Josh Harrellson	2011
NABC (1), USBWA (1), SN (1)	Devin Booker (2015)	2nd (Coaches)	Brandon Knight (MVP)	2011
Karl-Anthony Towns (2015)	Willie Cauley-Stein (2015)	1st (Coaches/AP)	DeAndre Liggins	2011
SN (3)	Aaron Harrison (2015)	2nd (Coaches/AP)	M. Kidd-Gilchrist (MVP)	2012
Tyler Ulis (2016)	Karl Towns (2015)	1st (Coaches/AP)	Anthony Davis	2012
AP (1), SN (1), USBWA (2), NABC (2)	Tyler Ulis (2016)	1st (Coaches/AP)	Doron Lamb	2012
Malik Monk (2017)	Jamal Murray (2016)	1st (Coaches/AP)	Aaron Harrison	2014
SN (2), USBWA (2), NABC (2), AP (2)	Malik Monk (2017)	1st (Coaches/AP)	Marcus Lee	2014
PJ Washington (2019)	De'Aaron Fox (2017)	1st (Coaches/AP)	Julius Randle (MVP)	2014
SN (3), USBWA (3), NABC (3), AP (3)	Bam Adebayo (2017)	2nd (Coaches/AP)	Willie Cauley-Stein	2015
<b>SEC Player of the Year</b>	Kevin Knox (2018)	1st (Coaches)	Andrew Harrison	2015
John Wall	Shai G.-Alexander (2018)	2nd (Coaches)	Karl Towns (MVP)	2015
Anthony Davis	PJ Washington (2019)	1st (Coaches/AP)	De'Aaron Fox	2017
Tyler Ulis	Tyler Herro (2019)	2nd (Coaches)	Isaac Humphries	2017
Malik Monk	Keldon Johnson (2019)	2nd (Coaches)	Tyler Herro	2019
<b>SEC Defensive Player of the Year</b>	<b>All-SEC Defensive Team</b>		PJ Washington	2019
Anthony Davis	Patrick Patterson	2010	<b>SEC All-Tournament Team</b>	
Nerlens Noel	DeAndre Liggins	2011	John Wall	2010
Willie Cauley-Stein	Anthony Davis	2012	Eric Bledsoe	2010
Tyler Ulis	Michael Kidd-Gilchrist	2012	DeMarcus Cousins	2010
Ashton Hagans	Nerlens Noel	2013	Darius Miller	2011
<b>Coaches' All-SEC Freshman Team</b>	Willie Cauley-Stein	2013	Brandon Knight	2011
Eric Bledsoe	Willie Cauley-Stein	2015	Josh Harrellson	2011
DeMarcus Cousins	Tyler Ulis	2016	Anthony Davis	2012
John Wall	Ashton Hagans	2019	Terrence Jones	2012
Brandon Knight	<b>SEC Freshman (Coaches)/Newcomer (AP) of the Year</b>		Aaron Harrison	2014
Terrence Jones	DeMarcus Cousins	2010 (Coaches)	Julius Randle	2014
Doron Lamb	John Wall	2010 (AP)	Willie Cauley-Stein	2015
Anthony Davis	John Wall	2010 (AP)	Aaron Harrison	2015
Nerlens Noel	Terrence Jones	2011 (Coaches/AP)	Andrew Harrison	2015
Julius Randle	Doron Lamb	2011	Jamal Murray	2016
Karl-Anthony Towns	Anthony Davis	2012	Tyler Ulis	2016
Malik Monk	Michael Kidd-Gilchrist	2012	Bam Adebayo	2017
Kevin Knox	Willie Cauley-Stein	2013	De'Aaron Fox	2017
Keldon Johnson	Archie Goodwin	2013	Dominique Hawkins	2017
Tyler Herro	Nerlens Noel	2013	Wenyen Gabriel	2018
<b>SEC Sixth Man of the Year</b>	Alex Poythress	2013	Shai Gilgeous-Alexander	2018
Darius Miller	Julius Randle	2014	<b>SEC Tournament MVP</b>	
Kyle Wiltjer	James Young	2014	John Wall	2010
Devin Booker	Devin Booker	2015	Darius Miller	2011
<b>CoSIDA Academic All-America</b>	Trey Lyles	2015	Willie Cauley-Stein	2015
Alex Poythress (2nd)	Karl-Anthony Towns	2015	Tyler Ulis	2016
	Tyler Ulis	2015	De'Aaron Fox	2017
	Jamal Murray	2016	Shai Gilgeous-Alexander	2018
	Malik Monk	2017		
	De'Aaron Fox	2017		
	Bam Adebayo	2017		
	Kevin Knox	2018		
	Shai Gilgeous-Alexander	2018		



has captured the SEC five times in 2010, 12, 15, 16 and 17.

Perhaps more impressive is that Calipari has 31 combined regular-season and tournament championships after clinching the SEC regular-season crown in 2020. That trails only Mark Few of Gonzaga (34 titles with the West Coast Conference regular-season title in 2020) among all active coaches. All-time, Calipari trails only the great Adolph Rupp (41) and Few.

## 30 is the new 20

After defeating Ole Miss 67-62 on Feb. 15, John Calipari secured his 26th consecutive on-court 20-win season. He leads all active coaches with that streak, ahead of Mike Krzyzewski (24), Bill Self (22) and Mark Few (21) who have all hit the plateau this season as well.

With a Sweet 16 win over Houston in the 2019 NCAA Tournament, Calipari and the Cats clinched a 30-win season for the fifth time as UK's head coach. Calipari has 11 seasons with 30 or more on-court wins. Only Krzyzewski (15) and Roy Williams (12) have more 30-win seasons as an active head coach. Calipari is the first coach in NCAA Division I history to record five straight on-court 30-win seasons, notching 30 wins in consecutive seasons from 2005-06 to 2009-10.

## There's No Place Like Home

Since his 1991-92 season at UMass, John Calipari-coached teams have posted a 392-33 (.922) record at home. At UK, Coach Cal is 183-11 (.943) in Rupp Arena.

In five of Calipari's 11 seasons at Kentucky, the Wildcats have posted an undefeated record at home, including a school-record 19-0 mark during the 2014-15 season.

Calipari owns both of UK's longest winning streaks in the arena. He began his career at UK with a 54-game winning streak at Rupp Arena. It was the longest winning streak since the arena opened in 1976. With a win over Georgia on Feb. 9, 2016, he secured the second-longest streak in the storied building at 34 games (which ended at 42).

Coach	Streak (Yrs)
1. <b>John Calipari</b>	<b>54 (2010-13)</b>
2. <b>John Calipari</b>	<b>42 (2014-17)</b>
3. Rick Pitino	33 (1992-94)
4. Joe B. Hall	30 (1981-82)
5. Rick Pitino	27 (1995-97)

## Life Away From Home Isn't So Bad Either

As good as John Calipari's team's have been at home, they're pretty good in hostile environments on the road. Dating back to the 2005-06 season, Calipari has recorded a 107-47 (.695) record on the road. At neutral-site venues, Kentucky is 80-23 (.777) all-time under Calipari.

## Calipari at No. 1

John Calipari is one of just two coaches (Frank McGuire) to lead three programs to a No. 1 ranking.

Calipari has led seven of his 11 UK teams to the No. 1 ranking and eight of his last 13 teams to the top (he's done it 10 times overall). When Coach Cal's teams are at the top, they're difficult to knock off:

- Calipari is 110-13 (.894) as the top-ranked Associated Press Top 25 coach in the country
- He's 69-8 (.896) when his team is atop the AP Top 25 as UK's head coach
- Calipari tallied a 32-4 mark at UMass at No. 1 and he was 9-1 at Memphis
- He (110) trails only Duke's Mike Krzyzewski (219) in active coaches with victories at No. 1
- Calipari has coached 123 career games as a No. 1 team, fourth most in NCAA history, trailing Krzyzewski (254), John Wooden (228) and Adolph Rupp (127)
- Among coaches who have owned a No. 1 ranking in at least 119 games, Calipari's winning percentage of .894 trails only Wooden (.952) and is ahead of active coach Krzyzewski (.862)
- Calipari is 6-4 vs. the AP top-ranked team in the land, including 3-2 at Kentucky after defeating Michigan State on Nov. 5
- According to ESPN, his .600 winning percentage against the No. 1 ranked team is the best for any head coach

## The Success Rate

John Calipari has graduated 100% of the players (20 of 20) who have been eligible to receive their diploma by the end of their senior years and exhausted their athletic eligibility. Of that group, Brad Calipari, Patrick Patterson, Jarrod Polson and Alex Poythress completed their degrees in three years.

In the NCAA's Academic Progress Rate, which measures eligibility, retention and graduation, Kentucky has posted a single-year Academic Progress Rate of 977 or higher in every season under Calipari, including a perfect 1,000 in the last six single-year reports. UK's four-year composite score in the most recent report, which was released in May 2019, was a 1,000, earning the team an NCAA academic award for the fifth year in a row for finishing in the top 10% of Division I men's basketball programs.

## Dream Maker

As someone who prides himself on helping young men reach their dreams, John Calipari has helped 49 players earn selection in the NBA Draft during his college coaching career, including 38 in his first 10 seasons at Kentucky, more than any other coach.

- Four No. 1 overall selections (Derrick Rose, John Wall, Anthony Davis and Karl-Anthony Towns) during the nine drafts from 2008 to 2016. No other coach has more than three No. 1 picks
- In 2010, five of his UK players were selected in the first round for the first time in NBA history
- His six players in the 2012 and 2015 NBA drafts are the most in the two-round era
- Churned out 38 NBA Draft picks, 29 first-rounders, three No. 1 selections, seven top-five picks and 21 lottery picks at Kentucky
- Of the 60 players who have finished their college careers at Kentucky under Calipari, 38 have been selected in the NBA Draft, a 63.3% success rate. Another five of those made the NBA, and the majority of the rest were walk-ons
- Of the 27 players at UK who have declared for the NBA Draft after their freshman seasons, 25 have been first-round picks. All 27 have played a game in the NBA. He is 29 for 31 in that regard when including his players from Memphis
- Only coach to produce the top two picks in the same draft (2012 - Anthony Davis and Michael Kidd-Gilchrist)
- Produced a top-10 pick in 12 straight drafts since 2008, the only school to do so during that time period
- Seven of his former players have been named NBA All-Stars (23 total), five have been tabbed All-NBA, three have been named NBA Rookie of the Year, and 12 players from Calipari's first nine teams at Kentucky have made the NBA All-Rookie teams. Derrick Rose was named NBA MVP in 2011 and Anthony Davis won NBA All-Star MVP honors in 2017

## Recruiting Trail

The Wildcats have signed more top-25 players under John Calipari's leadership than any other school. Nearly a quarter of all Rivals' top-10 prospects nationally over the past 11 classes have signed with Coach Cal and the Cats. The following list does not include transfers (freshman signees only).

PLAYER (YEAR)	ESPN	RIVALS	247	MCD	JB
Devin Askew ('20)	25	26	27	Y	Y
BJ Boston ('20)	6	4	16	Y	Y
Terrence Clarke ('20)	8	5	4	Y	Y
Cam/Ron Fletcher ('20)	58	42	46		
Isaiah Jackson ('20)	30	27	32		Y
Lance Ware ('20)	40	32	35		
Dontaie Allen ('19)	NR	68	98		
Keion Brooks Jr. ('19)	36	29	14		Y
Brennan Canada ('19)	NR@	NR@	NR@		
Johnny Juzang ('19)	30	34	31		
Tyrese Maxey ('19)	13	10	10	Y	Y
Kahlil Whitney ('19)	12	14	11	Y	Y
Ashton Hagans ('18)	20	13	12		
Tyler Herro ('18)	30	36	38	Y	Y
Keldon Johnson ('18)	7	15	18	Y	Y
EJ Montgomery ('18)	14	11	6	Y	
Zan Payne ('18)	NR	NR	NR		
Immanuel Quickley ('18)	25	22	19	Y	
Jemarl Baker Jr. ('17)	66	82	90		
Hamidou Diallo ('17)	11~	10~	11		
Shai Gilgeous-Alexander ('17)	35	34	20		
Quade Green ('17)	24	22	33	Y	Y
Kevin Knox ('17)	10	10	18	Y	Y
Nick Richards ('17)	17	17	15	Y	Y
Jarrod Vanderbilt ('17)	19	14	12	Y	Y
PJ Washington ('17)	12	15	9	Y	Y
Bam Adebayo ('16)	5	7	12	Y	Y
Brad Calipari ('16)	NR	NR	NR		
De'Aaron Fox ('16)	6	6	6	Y	Y
Wenyen Gabriel ('16)	14	13	14	Y	
Sacha Killeya-Jones ('16)	24	24	25	Y	
Malik Monk ('16)	9	9	10	Y	Y
Tai Wynyard ('16)	NR	NR	NR		
Isaiah Briscoe ('15)	13	10	16	Y	Y
Jonny David ('15)	NR@	NR@	NR@		
Isaac Humphries ('15)	49	NR^	62		
Skal Labissiere ('15)	2	1	2		Y
Charles Matthews ('15)	42	48	74	Y	
Jamal Murray ('15)	NA^	9	10		
Devin Booker ('14)	18	29	22	Y	Y
Trey Lyles ('14)	6	13	17	Y	Y
Karl-Anthony Towns ('14)	9	5	2	Y	Y
Tyler Ulis ('14)	25	21	20	Y	Y
EJ Lefebvre ('13)	NR@	NR@	NR@		
Aaron Harrison ('13)	9	7	5	Y	Y
Andrew Harrison ('13)	5	5	3	Y	Y
Dominique Hawkins ('13)	NR	NR	151		
Dakari Johnson ('13)	7	9	8	Y	Y
Marcus Lee ('13)	25	19	14	Y	Y
Julius Randle ('13)	3	2	2	Y	Y
Derek Willis ('13)	NR	115	58		
James Young ('13)	8	11	10	Y	Y
Archie Goodwin ('12)	15	14	18	Y	Y
Willie Cauley-Stein ('12)	40	40	47		
Nerlens Noel ('12)	1	2	1		Y
Alex Poythress ('12)	13	8	7	Y	Y
Anthony Davis ('11)	1	2	1	Y	Y
Michael Kidd-Gilchrist ('11)	4	3	2	Y	Y
Sam Malone ('11)	NR@	NR@	NR@		
Brian Long ('11)	NR@	NR@	NR@		
Marquis Teague ('11)	8	5	6	Y	Y
Kyle Wiltjer ('11)	19	22	21	Y	Y
Terrence Jones ('10)	9	13	8*	Y	Y
Enes Kanter ('10)	25	3	3*		
Brandon Knight ('10)	4	6	6*	Y	Y
Doron Lamb ('10)	29	21	28*	Y	Y
Jarrod Polson ('10)	NR@	NR@	NR*@		
Stacey Poole, Jr. ('10)	51	33	67*		
Eric Bledsoe ('09)	NR	23	37*		
DeMarcus Cousins ('09)	4	2	3*	Y	Y
Jon Hood ('09)	92	40	46*		
Daniel Orton ('09)	13	22	17*		Y
John Wall ('09)	5	1	2*		Y
<b>Top-10 Players</b>	<b>23</b>	<b>25</b>	<b>23</b>		
<b>Top-25 Players</b>	<b>45</b>	<b>46</b>	<b>46</b>		
<b>Top-50 Players</b>	<b>55</b>	<b>59</b>	<b>57</b>		
<b>McDonald's All-Americans</b>					<b>37</b>
<b>Jordan Brand Classic All-Americans</b>					<b>44</b>

\* Scout.com ranking | ~ final ranking in the 2017 class before early enrollment | ^ reclassified after final rankings were released @ originally joined team as walk-on



# COACH CALIPARI

## Developing Talent

John Calipari hasn't just signed the best talent in the country while he's been at Kentucky; he's been the best at developing that talent and getting it ready for the next level.

Of the 35 top-25 Rivals.com players Kentucky has signed and have completed their college eligibility at UK, 31 were drafted and 25 were selected in the first round. But that's only half the story. Calipari's players don't just make it to the pros; they're better prepared than anyone else. The proof is in the numbers.

Over the course of his career, Calipari's 50-plus NBA pros have amassed more than \$2.26 billion in NBA contracts, which doesn't include endorsement deals and overseas contracts. Of his UK players in the NBA, they've earned just shy of \$1.9 billion in guaranteed contracts.

There's more: Of UK's 21 lottery picks in the Calipari era, 14 have earned second contracts in the NBA with seven of them cashing in on max contracts. Of the seven who haven't earned contracts, all have been drafted in the last three years and are still on their rookie deal. Over the last 10 years, there have been 22 lottery picks who earned max contracts in the NBA. Seven of them attended Kentucky.

## Double-Digit Win Streaks

John Calipari's teams have posted 19 streaks of 10 or more wins at Kentucky, Memphis and UMass, including seven at UK. They have won 15 or more straight games nine times, 20 or more six times, 25 or more five times, and 30 or more one time. Of course, the most famous streak was the 38-0 start during the 2014-15 season.

1. 38 Kentucky, 2014-15	6. 24 Kentucky, 2011-12	T10. 14 UMass, 1991-92	T16. 10 Kentucky, 2018-19
2. 27 Memphis, 2008-09	7. 19 Kentucky, 2009-10	T12. 12 Memphis, 2007-08	T16. 10 Kentucky, 2010-11
T3. 26 Memphis, 2007-08	8. 16 UMass, 1994-95	T12. 12 Memphis, 2002-03	T16. 10 Memphis, 2001-02
T3. 26 UMass, 1995-96	9. 15 Memphis, 2005-06	T12. 12 UMass, 1992-93	T16. 10 UMass, 1993-94
5. 25 Memphis, 2006-07	T10. 14 Kentucky, 2016-17	15. 11 Memphis, 2003-04	

## Calipari Knows Defense

Defense has always been a staple of John Calipari-coached teams. Dating back to complete NCAA records beginning in 2001-02, Calipari's teams have been among national leaders in several critical defensive categories.

Year	FG% Def.	3PT FG% Def.	Rebound Margin	Scoring Margin	Blocks
2001-02 (UM)	13th (39.5)	N/A (29.3)	11th (+6.6)	15th (+11.2)	54th (4.4)
2002-03 (UM)	28th (40.6)	N/A (29.3)	44th (+4.1)	32nd (+8.0)	26th (5.1)
2003-04 (UM)	34th (40.5)	N/A (35.8)	58th (+3.4)	48th (+7.1)	20th (5.0)
2004-05 (UM)	<b>4th (38.4)</b>	N/A (32.7)	75th (+2.9)	62nd (+5.9)	13th (5.4)
2005-06 (UM)	<b>2nd (38.0)</b>	N/A (30.3)	<b>9th (+6.7)</b>	<b>5th (+14.6)</b>	<b>8th (6.4)</b>
2006-07 (UM)	12th (39.0)	N/A (31.3)	28th (+5.3)	<b>5th (+5.8)</b>	12th (5.9)
2007-08 (UM)	12th (39.1)	N/A (30.2)	16th (+6.2)	<b>2nd (+18.0)</b>	<b>8th (6.1)</b>
2008-09 (UM)	<b>1st (37.1)</b>	<b>10th (30.0)</b>	19th (+6.1)	<b>2nd (+16.3)</b>	<b>7th (6.0)</b>
2009-10 (UK)	<b>3rd (37.8)</b>	47th (31.3)	<b>4th (+8.1)</b>	<b>6th (+14.3)</b>	<b>4th (7.2)</b>
2010-11 (UK)	15th (39.4)	59th (32.4)	60th (+3.6)	13th (+11.4)	<b>3rd (6.3)</b>
2011-12 (UK)	<b>1st (37.4)</b>	67th (31.8)	12th (+6.8)	<b>1st (+16.8)</b>	<b>1st (8.6)</b>
2012-13 (UK)	30th (39.2)	104th (32.4)	48th (+4.3)	48th (+8.2)	<b>3rd (6.6)</b>
2013-14 (UK)	59th (41.1)	67th (32.2)	<b>2nd (+9.4)</b>	43rd (+8.2)	13th (5.9)
2014-15 (UK)	<b>1st (35.4)</b>	<b>3rd (27.1)</b>	15th (+6.8)	<b>1st (+20.1)</b>	<b>2nd (6.9)</b>
2015-16 (UK)	24th (39.7)	75th (32.6)	39th (+5.2)	17th (+11.4)	<b>6th (5.8)</b>
2016-17 (UK)	98th (42.4)	12th (30.6)	39th (+4.7)	<b>9th (+13.4)</b>	15th (5.3)
2017-18 (UK)	14th (40.4)	<b>4th (30.1)</b>	40th (+5.1)	68th (+6.5)	31st (4.8)
2018-19 (UK)	19th (40.0)	189th (34.3)	<b>4th (+9.4)</b>	21st (+11.1)	21st (4.8)
2019-20 (UK)	16th (39.1)	47th (30.3)	63rd (+4.1)	36th (+8.6)	14th (5.1)

\*through games on March 3

## Calipari Perfect vs. Former Assistants

John Calipari has made it known that he doesn't enjoy coaching against friends. That hasn't stopped him from winning anyway. Calipari is 17-0 all-time when coaching against former assistants.

- Orlando Antigua - 1-0
- Tony Barbee - 8-0
- Bruiser Flint - 2-0
- Derek Kellogg - 1-0
- Chuck Martin - 2-0
- Josh Pastner - 1-0
- Steve Roccaforte - 2-0

## #LaFamilia NBA Awards

<b>NBA Player of the Year</b> Derrick Rose	2011	<b>All-NBA Rookie Team</b> Shai Gilgeous-Alexander (2nd) Jamal Murray (2nd)	2019 2017	Marcus Camby (2nd) Marcus Camby (2nd)	2006 2005	Derrick Rose Derrick Rose	2011 2010
<b>NBA Rookie of the Year</b> Karl-Anthony Towns Tyreke Evans Derrick Rose	2016 2010 2009	Karl-Anthony Towns (1st) Devin Booker (1st) Willie Cauley-Stein (2nd) Nerlens Noel (1st) Anthony Davis (1st) Michael Kidd-Gilchrist (2nd) Brandon Knight (1st) DeMarcus Cousins (1st) John Wall (1st)	2016 2016 2016 2015 2013 2013 2012 2011 2011	<b>NBA All-Star Team</b> Bam Adebayo Devin Booker Anthony Davis Anthony Davis Karl-Anthony Towns DeMarcus Cousins Anthony Davis Karl-Anthony Towns John Wall	2020 2020 2020 2019 2019 2018 2018 2018	<b>All-Star Game MVP</b> Anthony Davis	2017
<b>NBA Defensive Player of the Year</b> Marcus Camby	2007	Tyreke Evans (1st) Derrick Rose (1st) Marcus Camby (1st)	2010 2010 1997	Anthony Davis Anthony Davis Karl-Anthony Towns DeMarcus Cousins John Wall DeMarcus Cousins Anthony Davis John Wall DeMarcus Cousins Anthony Davis	2017 2017 2017 2017 2017 2017 2016 2016	<b>Rising Stars Challenge MVP</b> Jamal Murray John Wall Tyreke Evans	2017 2011 2010
<b>NBA Cares Community Assist Award</b> DeMarcus Cousins John Wall	2017 2016	Eric Bledsoe (1st) Anthony Davis (1st) Anthony Davis (2nd) Anthony Davis (2nd) John Wall (2nd) Marcus Camby (1st) Marcus Camby (1st)	2019 2018 2017 2015 2015 2008 2007	Anthony Davis Anthony Davis John Wall DeMarcus Cousins Anthony Davis Anthony Davis Derrick Rose	2015 2015 2015 2014 2014 2012	<b>Slam Dunk Contest Winner</b> Hamidou Diallo John Wall	2019 2014
<b>All-NBA Team</b> Anthony Davis (1st) Karl-Anthony Towns (3rd) Anthony Davis (1st) John Wall (3rd) DeMarcus Cousins (2nd) Anthony Davis (1st) DeMarcus Cousins (2nd) Derrick Rose (1st) Derrick Rose (1st)	2018 2018 2017 2017 2016 2015 2015 2012 2011	<b>All-NBA Defensive Team</b> Eric Bledsoe (1st) Anthony Davis (1st) Anthony Davis (2nd) Anthony Davis (2nd) John Wall (2nd) Marcus Camby (1st) Marcus Camby (1st)	2019 2018 2017 2015 2015 2008 2007	DeMarcus Cousins Anthony Davis John Wall DeMarcus Cousins Anthony Davis John Wall Anthony Davis Derrick Rose	2016 2016 2016 2015 2015 2014 2012	<b>3-Point Contest Winner</b> Devin Booker	2018
						<b>Skills Challenge Winner</b> Bam Adebayo Karl-Anthony Towns	2020 2016





# COACH CALIPARI

A “players-first” coach with a penchant for helping people reach their dreams, John Calipari, a Naismith Memorial Basketball Hall of Famer, has guided six teams to the Final Four, led one to a national championship and helped 49 players earn selection in the NBA Draft during his 27-year college coaching career.

Calipari guided Kentucky to its eighth national championship and his first national title in 2012. In becoming only the second coach in NCAA history to lead three different schools to the Final Four, he has racked up more than 700 on-court victories, 20 NCAA Tournament on-court appearances, six Final Fours and numerous national coach of the year honors.

From UMass to Memphis and now Kentucky, Calipari’s career has been successful throughout, but his most recent run in Lexington has been the best stretch of his career. During Calipari’s first 10 seasons at UK, he led all coaches in total wins (305), NCAA Tournament wins (31), Final Fours (four), Elite Eights (seven) and Sweet 16s (eight).

In 2015, Coach Cal led college basketball’s first ever 38-0 team, and became one of just three coaches to make four Final Fours in a five-year span. At the end of the season, Calipari became the 96th coach to join the Naismith Memorial Basketball Hall of Fame.

While building a program out of obscurity at Massachusetts, laying the foundation at Memphis and restoring luster at the sport’s greatest program at Kentucky, he totaled the second-most wins in NCAA history in the first 20 years of a college coaching career.

Quite honestly, though, Calipari’s on-court success overshadows a much more significant picture.

In his goal to lead a players-first program, he has helped more than 50 young men realize their dreams and reach the NBA level with 49 players earning NBA Draft selections, including a record five first-round draft picks in 2010. Two years later, six Wildcats heard their names called at the 2012 draft, the most in the two-round draft era. UK, with Calipari’s help, would tie those six picks again in 2015, including a record-tying four lottery selections. His four No. 1 overall picks are more than any other coach, and he’s had 38 players drafted during his first 10 years at Kentucky, including 29 first-round picks.

Calipari’s players have entered the league NBA-ready. His players have garnered 23 All-Star selections, with Anthony Davis winning the game’s MVP honor in 2017. Derrick Rose was named NBA MVP in 2011. Five of his players have been tabbed All-NBA, three have been named NBA Rookie of the Year, and 12 players from Calipari’s first nine teams at Kentucky have made the NBA All-Rookie teams.

Much like he did at UMass, where his players graduated at nearly 80%, Calipari has stressed academics. Fifteen of his last 18 seniors at Memphis earned their bachelor’s degrees, and all 18 players at UK who were eligible to graduate by the end of their senior years walked away with a diploma in hand, including four players who earned their degree in just three years. Calipari’s teams routinely have posted a combined team grade-point average of 3.0 or better.

Calipari has raised millions of dollars to help the lives of those in need in the Commonwealth and beyond. He has had a particular passion to assist those impacted by natural disasters. For instance, in 2010, he used a telethon to raise more than \$1 million for victims of the devastating earthquake in Haiti. He followed that up with telethons in 2012, raising \$1 million for victims of Superstorm Sandy, and in 2017, for victims of Hurricane Harvey.

Calipari launched his foundation in 2012, and since then the foundation has worked with several key partners and donated more than \$1.5 million, a figure that does not include matching funds that have been contributed from individuals and corporations. In 2013, Calipari initiated hosting an annual alumni weekend around his basketball fantasy experience with the intent to raise money for charity. After generating \$350,000 for selected organizations and charities during the inaugural game, the weekend has generated millions of dollars for charity since its inception.

In 2017, Coach Cal was named the head coach of the 2017 USA Basketball Men’s U19 World Cup Team, which finished third at the 2017 FIBA U19 World Cup in Cairo.

Author of five books, including the New York Times Best Seller “Players First: Coaching from the Inside Out,” Calipari is a master of communication and maximizing talent. He lives by the motto that “it’s never a matter of how far you have fallen, but instead it’s about how high you bounce back.”

## BIOGRAPHICAL INFORMATION

**Date of Birth:** Feb. 10, 1959 | **Wife:** Ellen  
**Children:** Erin, Megan, Brad

**Education**  
Clarion State (1982)

**Head Coaching Experience**  
University of Massachusetts (1989-96)  
New Jersey Nets (NBA) (1997-99)  
University of Memphis (2001-09)  
**University of Kentucky (2010-present)**

## COACHING AWARDS

- 2019 *The Sporting News* Coach of the Decade
- 2018 Naismith Hall of Fame 'Service Above Self' Honoree
- 2018 NABC Metropolitan Award
- 2015 Naismith Memorial Basketball Hall of Fame Inductee
- 2015 AP National Coach of the Year
- 2015 Naismith National Coach of the Year
- 2015 NABC National Coach of the Year
- 2015 The Sporting News National Coach of the Year
- 2015 Adolph Rupp National Coach of the Year
- 2015 SEC Coach of the Year (AP/Coaches)
- 2015 USBWA District IV Coach of the Year
- 2012 Nell & John Wooden Coach of the Year Leadership Award
- 2012 Naismith National Coach of the Year Finalist
- 2012 SEC Coach of the Year (AP/Coaches)
- 2010 Adolph Rupp National Coach of the Year
- 2010 Naismith National Coach of the Year Finalist
- 2010 SEC Coach of the Year (AP)
- 2010 *Sporting News* SEC Coach of the Year
- 2010 Yahoo! Sports SEC Coach of the Year
- 2010 USBWA District IV Coach of the Year
- 2009 NABC National Co-Coach of the Year
- 2009 *Sports Illustrated* National Coach of the Year
- 2009 Phelan National Coach of the Year
- 2009 Iba National Coach of the Year Finalist
- 2009 C-USA Coach of the Year
- 2008 Naismith National Coach of the Year
- 2008 C-USA Coach of the Year
- 2008 Iba National Coach of the Year Finalist
- 2008 Phelan National Coach of the Year Finalist
- 2007 Phelan National Coach of the Year Finalist
- 2007 USBWA District IV Coach of the Year
- 2007 *Basketball Times* South Region Coach of the Year
- 2006 C-USA Coach of the Year
- 2004 NABC District 7 Coach of the Year
- 1996 Naismith National Coach of the Year
- 1996 NABC National Coach of the Year
- 1996 *The Sporting News* National Coach of the Year
- 1996 Atlantic 10 Coach of the Year
- 1995 Naismith National Coach of the Year Finalist
- 1994 Naismith National Coach of the Year Finalist
- 1994 Atlantic 10 Coach of the Year
- 1993 USBWA District I Coach of the Year
- 1993 Atlantic 10 Coach of the Year
- 1992 Eastern Basketball Coach of the Year

TEAMS	WINS	NCAA TOURNAMENT WINS	NATIONAL TITLES	FINAL FOURS	ELITE EIGHTS	SWEET 16'S	LEAGUE TITLES (RS)	LEAGUE TOURNAMENT TITLES
BUTLER	231	16	0	2	2	3	2	2
DUKE	299	26	2	2	5	7	1	4
FLORIDA	246	18	0	1	5	5	3	1
GONZAGA	304	20	0	1	3	5	9	7
KANSAS	304	24	0	2	5	6	9	5
KENTUCKY	305	31	1	4	7	8	5	6
LOUISVILLE	258	16	1	2	3	4	2	3
MICHIGAN	247	19	0	2	3	5	2	2
MICHIGAN ST.	270	21	0	3	4	6	4	4
N. CAROLINA	277	24	1	2	4	6	5	1
OREGON	251	13	0	1	2	4	2	3
SYRACUSE	252	18	0	2	3	5	2	0
TEXAS TECH	173	8	0	1	2	2	1	0
UCONN	213	13	2	2	2	2	0	2
VILLANOVA	270	17	2	2	2	2	5	4
VIRGINIA	254	13	1	1	2	3	4	2
WISCONSIN	251	18	0	2	2	6	1	1



# COACH CALIPARI

## NCAA DIVISION I ACTIVE WINNINGEST COACHES

(On-court by percentage - min. 10 yrs. at Division I level)

NO.	COACH/TEAM	YRS.	PCT.
1.	Mark Few/Gonzaga	20	.823
2.	Roy Williams/UNC	31	.788
3.	<b>John Calipari/Kentucky</b>	<b>27</b>	<b>.780</b>
4.	Mike Krzyzewski/Duke	44	.767
5.	Bill Self/Kansas	26	.763

\*numbers at the conclusion of the 2018-19 season

## SINCE 2005-06 ...

Since the 2005-06 season, John Calipari's on-court record ranks him as the winningest coach. Totals through games on March 3.

COACH	RECORD
1. John Calipari	466-91
2. Bill Self	452-93
3. Mark Few	438-87
4. Mike Krzyzewski	435-104
5. Roy Williams	414-135

## MISCELLANEOUS ON-COURT RECORDS

Overall On-Court Record: ..... 774-217 (.781)  
 March/April Record: ..... 163-48 (.773)  
 NCAA Record: ..... 56-19 (.747)  
 Record in Conference Games: ..... 358-107 (.770)  
 Record in Conference Tournament: ..... 57-12 (.826)

- Calipari owns the NCAA's most single-season wins with 38, tying his own record (Memphis in '08 and UK in '12) in 2015 with 38 wins. He owns the most single-season wins at UMass, Memphis and UK
- Calipari is the winningest coach in NCAA Division I history for a five-year span with 173 victories (2008-12)
- Calipari is the first coach in NCAA Division I history to record five straight on-court 30-win seasons. Memphis hit the 30-win plateau from 2006-09
- Calipari is one of only two coaches (Rick Pitino) to lead three different schools to a Final Four
- Calipari is one of only three coaches (John Wooden, Mike Krzyzewski) to go to four Final Fours in five seasons
- Calipari has advanced to the Sweet 16 in 12 of his last 14 seasons and the Elite Eight in 10 of the last 14 seasons
- Calipari started with a 54-0 record in Rupp Arena as head coach of the Wildcats
- Calipari has helped 38 players earn selection in the NBA Draft (29 first-round picks) over the last 19 seasons
- Calipari has more wins (327) in a 10-year period (2006-15) than any other coach in college basketball history
- Calipari is the fourth-fastest NCAA Division I men's basketball coach to reach 300 victories at a single school
- Calipari's 31 combined regular season and tournament league titles trail only Mark Few (34) of Gonzaga for the most among active coaches
- Calipari became the fourth-fastest coach to 700 on-court wins, behind only Adolph Rupp, Jerry Tarkanian and Roy Williams
- Calipari has the second-most wins in school history, behind only Adolph Rupp
- Calipari's 31 NCAA Tournament wins are the most in school history. Rupp had 30

## CAL IN CONFERENCE

SEC COACHES	CONFERENCE	Tournament	Conference
	CHAMPIONSHIPS	Championships	Coach of the Year
Nate Oats, Alabama	2	3	2
Eric Musselman, Arkansas	3	1	1
Bruce Pearl, Auburn	8	3	7
Michael White, Florida	3	0	3
Tom Crean, Georgia	3	0	3
<b>John Calipari, Kentucky</b>	<b>16</b>	<b>15</b>	<b>9</b>
Will Wade, LSU	1	0	1
Cuonzo Martin, Missouri	1	0	1
Kermit Davis, Ole Miss	7	4	4
Ben Howland, Mississippi State	7	4	3
Frank Martin, South Carolina	0	0	1
Rick Barnes, Tennessee	4	1	6
Buzz Williams, Texas A&M	1	0	0
Jerry Stackhouse, Vanderbilt	0	0	0
<b>TOTALS</b>	<b>56</b>	<b>31</b>	<b>41</b>

## CALIPARI VS. ALL OPPONENTS

Abilene Christian ..... 1-0	Furman ..... 1-0	Mount St. Mary's ..... 1-0	St. Joseph's ..... 15-5
Alabama ..... 17-4	George Mason ..... 1-0	Murray State ..... 1-0	St. Mary's ..... 1-0
Albany ..... 1-0	George Washington ..... 8-9	Nevada ..... 1-0	St. Peter's ..... 1-0
Arizona ..... 1-1	Georgetown ..... 2-1	New Hampshire ..... 5-0	Stanford ..... 3-2
Arizona State ..... 2-1	Georgia ..... 19-2	New Mexico ..... 1-0	Stephen F. Austin ..... 1-0
Arkansas ..... 13-6	Georgia Tech ..... 2-1	New Orleans ..... 1-0	Stony Brook ..... 1-0
Arkansas-Little Rock ..... 3-0	Gonzaga ..... 4-0	NJIT ..... 1-0	Syracuse ..... 3-2
Arkansas-Pine Bluff ..... 1-0	Grand Canyon ..... 1-0	North Carolina ..... 7-3	TCU ..... 7-1
Arkansas State ..... 4-0	Hampton ..... 1-0	North Carolina State ..... 1-0	Temple ..... 13-11
Auburn ..... 12-4	Hartford ..... 2-0	North Dakota ..... 1-0	Tennessee ..... 17-12
Austin Peay ..... 6-1	Harvard ..... 2-0	North Texas ..... 1-0	Tennessee State ..... 1-0
Baylor ..... 1-2	Hofstra ..... 1-0	Northeastern ..... 3-1	Tennessee Tech ..... 1-0
Belmont ..... 2-0	Holy Cross ..... 4-1	Northern Kentucky ..... 2-0	Texas ..... 2-2
Boise State ..... 1-0	Houston ..... 17-3	Northwestern State ..... 1-0	Texas A&M ..... 10-3
Boston ..... 7-1	Howard ..... 1-0	Notre Dame ..... 2-1	Texas Tech ..... 1-0
Boston College ..... 2-0	Illinois ..... 1-1	Oakland ..... 1-0	Towson State ..... 1-0
Bradley ..... 1-0	Illinois State ..... 1-0	Ohio State ..... 1-3	Troy ..... 1-0
Bucknell ..... 1-0	Indiana ..... 3-2	Oklahoma ..... 5-1	Tulane ..... 16-0
Buffalo ..... 3-0	Iowa ..... 0-1	Oklahoma State ..... 0-2	Tulsa ..... 11-1
BYU ..... 1-0	Iowa State ..... 2-0	Old Dominion ..... 2-0	UAB ..... 15-3
Cal State Northridge ..... 1-0	Jackson State ..... 2-0	Ole Miss ..... 16-4	UCF ..... 5-0
Canisius ..... 1-0	Kansas ..... 4-6	Oral Roberts ..... 1-0	UCLA ..... 4-4
Central Conn. St. .... 2-0	Kansas State ..... 2-1	Oregon State ..... 1-0	UIC ..... 1-0
Charlotte ..... 2-3	Keene State ..... 1-0	Pennsylvania ..... 3-0	UNC Asheville ..... 2-0
Chattanooga ..... 2-0	Kentucky ..... 2-4	Penn State ..... 4-4	UNC Greensboro ..... 2-0
Christian Brothers ..... 2-0	La Salle ..... 3-0	Pepperdine ..... 1-0	UNC Wilmington ..... 1-0
Cincinnati ..... 6-7	Lafayette (Pa.) ..... 1-0	Pittsburgh ..... 2-1	USF ..... 10-1
Cleveland State ..... 4-0	Lamar ..... 5-0	Portland ..... 3-0	Utah ..... 2-2
Coastal Carolina ..... 1-0	LIU-Brooklyn ..... 1-0	Princeton ..... 2-0	Utah Valley ..... 2-0
Colorado ..... 1-1	Lipscomb ..... 1-0	Providence ..... 3-1	UTEP ..... 5-0
Colorado State ..... 0-1	Long Beach State ..... 1-0	Purdue ..... 2-1	UT Arlington ..... 3-0
Columbia ..... 1-0	Louisiana Tech ..... 1-1	Radford ..... 1-0	UT Martin ..... 5-0
Connecticut ..... 2-5	Louisville ..... 17-7	Rhode Island ..... 16-2	Valparaiso ..... 1-0
Coppin State ..... 1-0	Loyola ..... 1-0	Rice ..... 4-0	Vanderbilt ..... 19-4
Cornell ..... 1-0	Lowell ..... 2-1	Richmond ..... 1-0	Vermont ..... 3-0
Dartmouth ..... 1-0	LSU ..... 12-3	Rider ..... 1-0	Villanova ..... 2-0
Davidson ..... 1-0	Manhattan ..... 2-0	Robert Morris ..... 1-1	Virginia ..... 0-1
Dayton ..... 1-0	Marist ..... 2-0	Rutgers ..... 11-4	Virginia Tech ..... 3-0
DePaul ..... 4-2	Marquette ..... 3-1	Saint Louis ..... 4-3	VMI ..... 1-0
Detroit ..... 1-0	Marshall ..... 6-0	Sam Houston State ..... 1-0	Wake Forest ..... 2-1
Drexel ..... 2-0	Maryland ..... 5-3	Samford ..... 3-0	Washington ..... 1-0
Duke ..... 1-3	Massachusetts ..... 1-0	Santa Clara ..... 1-0	West Virginia ..... 13-7
Duquesne ..... 12-4	Memphis ..... 1-0	Savannah State ..... 1-0	Western Kentucky ..... 2-0
East Carolina ..... 7-0	Miami (Fla.) ..... 0-1	Seton Hall ..... 1-1	Wichita State ..... 2-0
East Tennessee State ..... 4-0	Miami (Ohio) ..... 2-0	Siena ..... 4-0	Winthrop ..... 3-0
Eastern Kentucky ..... 4-0	Michigan ..... 1-0	SMU ..... 7-0	Wisconsin ..... 1-1
Eastern Michigan ..... 2-0	Michigan State ..... 3-1	South Carolina ..... 14-4	Wofford ..... 2-0
Evansville ..... 0-1	Middle Tennessee ..... 3-0	Southern Cal ..... 2-0	Wright State ..... 1-0
Fairfield ..... 1-0	Milwaukee ..... 1-0	South Connecticut ..... 1-0	Xavier ..... 2-2
Fairleigh Dickinson ..... 1-0	Mississippi State ..... 15-0	Southeastern Louisiana ..... 3-0	Yale ..... 1-0
Florida ..... 18-8	Mississippi Valley St. .... 1-0	Southern Illinois ..... 1-0	
Florida State ..... 1-1	Missouri ..... 10-3	Southern Miss ..... 15-4	
Florida Tech ..... 0-1	Monmouth ..... 2-0	Southwest Texas St. .... 1-0	
Fordham ..... 5-0	Montana State ..... 1-0	St. Bonaventure ..... 17-1	
Fort Wayne ..... 1-0	Morehead State ..... 2-0	St. John's ..... 1-0	










# KENTUCKY X NBA




**BAM ADEBAYO**  
**MIAMI HEAT**  
 DRAFTED: 2017 / Rd 1, Pk 14 (Miami)  
**2019-20 NBA STATS**

PPG	RPG	BPG	APG
16.2	10.5	1.3	5.1

**CAREER**

PPG	RPG	APG
10.3	7.6	2.8

**NBA NOTES** Won the 2020 All-Star Skills Challenge and made first All-Star appearance




**ERIC BLEDSOE**  
**MILWAUKEE BUCKS**  
 DRAFTED: 2010 / Rd 1, Pk 18 (OKC)  
**2019-20 NBA STATS**

PPG	APG	RPG	SPG
15.3	5.4	4.7	0.9

**CAREER**

PPG	APG	SPG
14.2	4.8	1.4

**NBA NOTES** Eight games of 25 points or more for the Bucks, who own the best record in the NBA




**DEVIN BOOKER**  
**PHOENIX SUNS**  
 DRAFTED: 2015 / Rd 1, Pk 13 (Phoenix)  
**2019-20 NBA STATS**

PPG	RPG	APG	FG%
25.9	4.1	6.4	48.7

**CAREER**

PPG	APG	FG%
22.2	4.6	44.6

**NBA NOTES** Selected for his first All-Star Game and finished second in the 3-Point Contest




**WILLIE CAULEY-STEIN**  
**DALLAS MAVERICKS**  
 DRAFTED: 2015 / Rd 1, Pk 6 (Sacramento)  
**2019-20 NBA STATS**

PPG	RPG	BPG	FG%
7.5	5.9	1.2	57.4

**CAREER**

PPG	RPG	FG%
9.7	6.3	53.8

**NBA NOTES** Posted first double-double (15 points, 10 boards on 2/8) since being traded to Dallas




**HAMIDOU DIALLO**  
**OKLAHOMA CITY THUNDER**  
 DRAFTED: 2018 / Rd 2, Pk 45 (Brooklyn)  
**2019-20 NBA STATS**

PPG	RPG	SPG	FG%
6.1	3.3	0.8	44.5

**CAREER**

PPG	RPG	FG%
4.7	2.5	44.9

**NBA NOTES** Second double-double of the season with 10 points, 10 boards vs. Minnesota (Jan. 25)



**SHAI GILGEOUS-ALEXANDER**  
**OKLAHOMA CITY THUNDER**  
 DRAFT: 2018 / Rd 1, Pk 11 (Charlotte)  
**2019-20 NBA STATS**

PPG	RPG	APG	SPG
19.2	6.2	3.3	1.1

**CAREER**

PPG	RPG	APG
14.4	4.3	3.3

**NBA NOTES** On Jan. 13, became the youngest player in NBA history to record a 20-rebound triple-double

**29** Players on a 2019-20 NBA opening-day roster, five more than the next-closest school (Duke)

**49** Total players have earned selection in the NBA Draft during John Calipari's career at Kentucky, Memphis and UMass

**38** Players during Calipari's 10 seasons at UK have been selected in the NBA Draft, the most of any coach in that time period

**29** First-round selections during Calipari's tenure at Kentucky, including 21 lottery selections

**3** Wildcats have been selected No. 1 overall in the Calipari era at UK (John Wall, Anthony Davis and Karl-Anthony Towns)

**7** Over the last 10 years, there are 22 lottery picks who have earned max contracts in the NBA. Seven of them went to Kentucky

**2.26** Billion dollars Calipari's all-time players have earned in NBA contracts alone, including \$1.9 billion at Kentucky




**ANTHONY DAVIS**  
**LOS ANGELES LAKERS**  
 DRAFTED: 2012 / Rd 1, Pk 1 (New Orleans)  
**2019-20 NBA STATS**

PPG	RPG	BPG	PER
26.6	9.5	2.5	28.49

**CAREER**

PPG	RPG	BPG
24.0	10.4	2.4

**NBA NOTES** Selected for his seventh career All-Star Game and hit the game-winning free throw




**DE'AARON FOX**  
**SACRAMENTO KINGS**  
 DRAFT: 2017 / Rd 1, Pk 5 (Sacramento)  
**2019-20 NBA STATS**

PPG	RPG	APG	SPG
20.4	4.0	6.7	1.5

**CAREER**

PPG	RPG	APG
15.8	3.5	6.1

**NBA NOTES** Career-high 34 points on Jan. 30; scored in double figures in 26 straight games



**TYLER HERRO**  
**MIAMI HEAT**  
 DRAFT: 2019 / Rd 1, Pk 13 (Miami)  
**2019-20 NBA STATS**

PPG	RPG	APG	FG%
13.1	4.0	2.0	41.4

**CAREER**

PPG	RPG	APG
13.1	4.0	2.0

**NBA NOTES** Selected for Rising Stars Challenge; has not played since Feb. 3 with a foot injury

**NBA LEADERS**

Stats are through games on March 3. Top 20 is the cutoff.

**Points Per Game**

1. James Harden (Rockets) - 34.9
2. Anthony Davis (Lakers) - 26.6
3. Devin Booker (Suns) - 25.9

**Rebounds Per Game**

1. Andre Drummond (Cavaliers) - 15.3
2. Bam Adebayo (Heat) - 10.5
3. Julius Randle (Knicks) - 9.7
4. Anthony Davis (Lakers) - 9.5

**Assists Per Game**

1. LeBron James (Lakers) - 10.7
2. Devin Booker (Suns) - 6.4

**Blocks Per Game**

1. Hassan Whiteside (Trail Blazers) - 3.1
2. Anthony Davis (Lakers) - 2.5
3. Nerlens Noel (Knicks) - 1.5
4. Bam Adebayo (Heat) - 1.3

**Field-Goal Percentage**

1. Mitchell Robinson (Knicks) - .730
2. Bam Adebayo (Heat) - .565

**Free-Throw Percentage**

1. Brad Wanamaker (Celtics) - .926
2. Devin Booker (Suns) - .917
3. Jamal Murray (Nuggets) - .889

**Minutes Per Game**

1. Damian Lillard (Blazers) - 37.0
2. Devin Booker (Suns) - 36.1
3. Shai Gilgeous-Alexander (Thunder) - 35.4

**Double-Doubles**


1. Giannis Antetokounmpo (Bucks) - 50
2. Bam Adebayo (Heat) - 37
3. Anthony Davis (Lakers) - 27
4. Julius Randle (Knicks) - 27
5. Karl-Anthony Towns (Timberwolves) - 24

**Triple-Doubles**

1. Two tied - 13
2. Bam Adebayo (Heat) - 3
3. Shai Gilgeous-Alexander (Thunder) - 1

**Player Efficiency Rating**

1. Giannis Antetokounmpo (Bucks) - 31.90
2. Anthony Davis (Lakers) - 28.49
3. Nerlens Noel (Thunder) - 22.12




**WENYEN GABRIEL**  
**PORTLAND TRAIL BLAZERS**  
 2018 / Undrafted, Signed by Sacramento  
**2019-20 NBA STATS**

PPG	RPG	FG%	MPG
2.0	1.6	40.0	7.8

**CAREER**

PPG	RPG	MPG
2.0	1.6	7.8

**NBA NOTES** Scored a career-high 12 points against New Orleans on Feb. 11.



**KELDON JOHNSON**  
**SAN ANTONIO SPURS**  
 DRAFT: 2019 / Rd 1, Pk 29 (San Antonio)  
**2019-20 NBA STATS**


PPG	RPG	FG%	MPG
3.3	1.0	47.4	6.7

**CAREER**

PPG	RPG	MPG
3.3	1.0	6.7

**NBA NOTES** Scored 16 points in 28 minutes over his last two, including a career-high 9 vs. OKC (2/23)






**ENES KANTER**  
**BOSTON CELTICS**  
 DRAFT: 2011 / Rd 1, Pk 3 (Utah)  
 2019-20 NBA STATS

PPG	RPG	APG	FG%
8.6	7.9	1.0	57.6

CAREER	PPG	RPG	FG%
	11.7	7.6	54.2

**NBA NOTES** As of March 3 ranked in the top 25 of the league in player-efficiency rating



**MICHAEL KIDD-GILCHRIST**  
**DALLAS MAVERICKS**  
 DRAFT: 2012 / Rd 1, Pk 2 (Charlotte)  
 2019-20 NBA STATS

PPG	RPG	APG	FT%
2.7	2.7	0.6	81.8

CAREER	PPG	RPG	APG
	8.5	5.5	1.2

**NBA NOTES** Contract was picked up by Dallas on Feb. 10, ending his eight-year tenure with Charlotte



**BRANDON KNIGHT**  
**DETROIT PISTONS**  
 DRAFT: 2011 / Rd 1, Pk 8 (Detroit)  
 2019-20 NBA STATS

PPG	RPG	APG	MPG
6.6	1.4	2.4	16.5

CAREER	PPG	RPG	APG
	14.1	3.1	4.0

**NBA NOTES** Four straight games in double-figure scoring, his best stretch of the season



**KEVIN KNOX II**  
**NEW YORK KNICKS**  
 DRAFT: 2018 / Rd 1, Pk 9 (New York)  
 2019-20 NBA STATS

PPG	RPG	APG	MPG
6.6	2.8	1.0	18.1

CAREER	PPG	RPG	APG
	10.1	3.7	1.0

**NBA NOTES** Had 17 points on 6-of-8 shooting in a win over Miami on Jan. 12




**SKAL LABISSIERE**  
**ATLANTA HAWKS**  
 DRAFT: 2016 / Rd 1, Pk 28 (Phoenix)  
 2019-20 NBA STATS

PPG	RPG	APG	FG%
5.8	5.1	1.3	55.1

CAREER	PPG	RPG	FG%
	7.2	4.5	49.2

**NBA NOTES** Traded to Atlanta at the deadline; has not played since December because of injury



**Trey LYLES**  
**SAN ANTONIO SPURS**  
 DRAFT: 2015 / Rd 1, Pk 12 (Utah)  
 2019-20 NBA STATS

PPG	RPG	APG	FG%
6.0	5.7	1.1	44.2

CAREER	PPG	RPG	FG%
	7.3	4.2	43.2

**NBA NOTES** Had 20 points in back-to-back games on Feb. 29 and March 2



**DARIUS MILLER**  
**NEW ORLEANS PELICANS**  
 DRAFT: 2012 / Rd 2, Pk 46 (New Orleans)  
 2019-20 NBA STATS

PPG	RPG	APG	FG%
N/A	N/A	N/A	N/A

CAREER	PPG	APG	FT%
	6.0	1.4	83.0

**NBA NOTES** Out for season after injuring right Achilles




**MALIK MONK**  
**CHARLOTTE HORNETS**  
 DRAFT: 2017 / Rd 1, Pk 11 (Charlotte)  
 2019-20 NBA STATS

PPG	RPG	APG	FG%
10.3	2.9	2.1	43.4

CAREER	PPG	RPG	APG
	8.6	1.9	1.7

**NBA NOTES** Scored in double figures in 11 of the last 13 games, including career-high 31 on Jan. 24




**JAMAL MURRAY**  
**DENVER NUGGETS**  
 DRAFT: 2016 / Rd 1, Pk 7 (Denver)  
 2019-20 NBA STATS

PPG	RPG	APG	SPG
18.7	3.9	4.7	1.2

CAREER	PPG	APG	RPG
	15.5	3.6	3.6

**NBA NOTES** Scored a season-high-tying 39 points on 13-of-19 shooting vs. Washington on Jan. 4




**MYCHAL MULDER**  
**GOLDEN STATE WARRIORS**  
 2020 / Undrafted, Signed by Golden State  
 2019-20 NBA STATS

PPG	RPG	APG	MPG
12.0	3.8	1.0	30.5

CAREER	PPG	RPG	MPG
	12.0	3.8	30.5

**NBA NOTES** Scored in double figures in three of his first four career games, including 17 vs. Wizards



**NERLENS NOEL**  
**OKLAHOMA CITY THUNDER**  
 DRAFT: 2013 / Rd 1, Pk 6 (New Orleans)  
 2019-20 NBA STATS

PPG	RPG	BPG	FG%
7.8	4.9	1.5	68.8

CAREER	PPG	BPG	RPG
	8.1	1.4	6.2

**NBA NOTES** Ranks among the top 20 in the NBA in player efficiency and blocks per game




**PATRICK PATTERSON**  
**LOS ANGELES CLIPPERS**  
 DRAFT: 2013 / Rd 1, Pk 14 (Houston)  
 2019-20 NBA STATS

PPG	RPG	APG	FG%
4.7	2.4	0.6	40.4

CAREER	PPG	RPG	APG
	6.7	4.0	1.0

**NBA NOTES** Hit a career-high six 3-pointers against Golden State on Oct. 24



**JULIUS RANDLE**  
**NEW YORK KNICKS**  
 DRAFT: 2014 / Rd 1, Pk 7 (LA Lakers)  
 2019-20 NBA STATS

PPG	RPG	APG	FG%
19.2	9.7	3.3	45.4

CAREER	PPG	RPG	APG
	16.0	9.0	2.8

**NBA NOTES** Scored in double figures in all but four games this season



**RAJON RONDO**  
**LOS ANGELES LAKERS**  
 DRAFTED: 2006 / Rd 1, Pk 21 (Phoenix)  
 2019-20 NBA STATS

PPG	RPG	APG	SPG
7.3	3.0	5.0	0.9

CAREER	PPG	RPG	APG
	10.2	4.7	8.3

**NBA NOTES** Four-time NBA All-Star in his 14th season in the NBA; season-high 23 points on Feb. 10



**KARL-ANTHONY TOWNS**  
**MINNESOTA TIMBERWOLVES**  
 DRAFTED: 2015 / Rd 1, Pk 1 (Minnesota)  
 2019-20 NBA STATS

PPG	RPG	APG	PER
26.5	10.8	4.4	26.65

CAREER	PPG	RPG	FG%
	22.7	11.8	53.4

**NBA NOTES** Scored in double figures in every game he's played this season but currently injured



**JARRED VANDERBILT**  
**MINNESOTA TIMBERWOLVES**  
 DRAFT: 2018 / Rd 2, Pk 41 (Orlando)  
 2019-20 NBA STATS

PPG	RPG	APG	MPG
1.1	0.8	0.2	4.2

CAREER	PPG	RPG	MPG
	1.3	1.1	4.1

**NBA NOTES** Traded from Denver to Minnesota in a four-team deal on Feb. 4



**JOHN WALL**  
**WASHINGTON WIZARDS**  
 DRAFT: 2010 / Rd 1, Pk 1 (Washington)  
 2019-20 NBA STATS

PPG	RPG	APG	SPG
N/A	N/A	N/A	N/A

CAREER	PPG	APG	RPG
	19.0	9.2	4.3

**NBA NOTES** Franchise leader in career assists and steals; out for 2019-20 with an Achilles injury



**PJ WASHINGTON**  
**CHARLOTTE HORNETS**  
 DRAFT: 2019 / Rd 1, Pk 12 (Charlotte)  
 2019-20 NBA STATS

PPG	RPG	APG	FG%
12.0	5.5	2.1	45.6

CAREER	PPG	RPG	FG%
	12.0	5.5	45.6

**NBA NOTES** Rookie record seven 3s in NBA debut; chosen for Rising Stars Challenge





# ASHTON HAGANS

Sophomore | Guard | 6-3 | 198 lbs | Cartersville, Ga. | Newton

[@H23Ash](#) | [@ashton.hagans](#)



## 2019-20 SEASON/CAREER HIGHS

Points	
Season	26, vs. UTAH VALLEY (11/18/19)
Career	26, vs. UTAH VALLEY (11/18/19)
Rebounds	
Season	10, at Vanderbilt (2/11/20)
Career	10, at Vanderbilt (2/11/20)
Field Goals	
Season	8, 2x, last vs. GEORGIA (1/21/20)
Career	9, at Georgia (1/15/19)
Field Goals Attempted	
Season	17, vs. GEORGIA (1/21/20)
Career	18, at Georgia (1/15/19)
3-Point Field Goals	
Season	3, vs. LAMAR (11/24/19)
Career	3, vs. LAMAR (11/24/19)
3-Point Field Goals Attempted	
Season	5, vs. OLE MISS (2/15/20)
Career	5, vs. OLE MISS (2/15/20)
Free Throws	
Season	12, vs. UTAH VALLEY (11/18/19)
Career	12, vs. UTAH VALLEY (11/18/19)
Free Throws Attempted	
Season	12, vs. UTAH VALLEY (11/18/19)
Career	12, vs. UTAH VALLEY (11/18/19)
Assists	
Season	12, vs. UAB (11/29/19)
Career	12, 2x, last vs. UAB (11/29/19)
Steals	
Season	4, 3x, last vs. GEORGIA (1/21/20)
Career	8, vs. North Carolina (12/22/18)
Blocks	
Season	1, 6x, last at OLE MISS (2/18/20)
Career	2, vs. VMI (11/18/18)
Minutes	
Season	43, 2x, last at Texas Tech (1/25/20)
Career	43, 2x, last at Texas Tech (1/25/20)

## MISCELLANEOUS

	2019-20	CAREER
Dunks	12	15
Double-Figure Scoring Games	20	33
Double-Figure Rebounding Games	1	1
Games With Double-Double	2	3
Games Led UK in Scoring	3	5
Games Led UK in Rebounding	3	4
Games Led UK in Assists	26	52
Games Led UK in Steals	20	37
Games Led UK in Blocks	1	2
Games With 3+ Assists	30	59
Games With 3+ Blocks	0	0
Games With 3+ Steals	9	19
Games With 3+ 3-Pointers	1	1

- Naismith National Defensive Player of the Year semifinalist
- ESPN's Jay Bilas: "You're not going to find a player that is better on the defensive end both on and off the ball than Ashton Hagans has been. I think he's the frontrunner for national defensive player of the year"
- His 6.4 assist average would rank third in single-season school history if the season ended today
- Fourteenth nationally in assists per game (6.4), first in the SEC and second in SEC in assist-to-turnover ratio (1.8)
- At least three assists in every game and five or more in all but seven games
- Leads the team with 191 assists and has led the Wildcats in assists in all but four games
- Flirted with a triple-double at Vanderbilt with 11 points, 10 rebounds and eight assists
- Played a career-high-tying 43 minutes vs. Texas Tech and came up with crucial defensive plays down the stretch, including swatting away the potential game-tying shot in the closing seconds
- Dominated Georgia on Jan. 21 with a game-high 23 points, nine assists, five rebounds and four steals
- Calipari's assessment of Hagans: "We could say there are better point guards in the country, but you got to tell me who you're talking about"
- Posted career-high-tying 12 assists against UAB
- Coming off a lower-leg injury, scored a career-high 26 points vs. Utah Valley, including a 12-for-12 performance at the free-throw line
- All-SEC Preseason First Team selection by the league's media and coaches
- SEC Co-Defensive Player of the Year and SEC All-Defensive Team in 2018-19
- Naismith National Defensive Player of the Year semifinalist as a freshman
- Led UK with 61 steals, tied for third most among all freshmen in school history
  - First player in program history with at least three steals in seven straight
  - Steals streak was the longest by a major-conference freshman since Chris Paul had a stretch of 10 straight games with three or more steals in 2003-04
- Tied Rajon Rondo and Wayne Turner's school record with eight steals vs. North Carolina in 2018

**Birthday:** July 8

**Parents:** Monica Wheeler and Marvin Hagans

**Major:** Community and leadership development

**Off the court he likes ...**  
Going to the studio and rapping for the fun of it

**Did you know?**  
He chose to wear No. 0 this season because it was also his high school number

## Game-By-Game Statistics

Opponent	Date	GS	Min	FG-A	Pct.	3FG-A	Pct.	FT-A	Pct.	Off-Def-Tot	PF	Ast	TO	Blk	Stl	Pts
vs. Michigan St.	11/5/19	*	29	3-9	.333	0-1	.000	5-5	1.000	1-1-2	1	3	3	0	1	11
EKU	11/8/19	*	23	5-9	.556	0-3	.000	1-3	.333	1-6-7	2	5	3	0	3	11
EVANSVILLE	11/12/19	*	24	1-8	.125	0-3	.000	1-2	.500	0-2-2	4	3	4	0	2	3
UTAH VALLEY	11/18/19	*	37	7-14	.500	0-2	.000	12-12	1.000	0-5-5	0	6	6	1	1	26
MT. ST. MARY'S	11/22/19	*	29	5-8	.625	0-0	.000	6-6	1.000	0-7-7	2	7	2	0	1	16
LAMAR	11/24/19	*	32	4-6	.667	3-4	.750	4-4	1.000	0-3-3	2	9	4	0	2	15
UAB	11/29/19	*	35	2-6	.333	1-3	.333	4-6	.667	1-2-3	3	12	2	0	2	9
FDU	12/7/19	*	30	2-4	.500	0-0	.000	7-7	1.000	0-2-2	3	11	2	0	2	11
GEORGIA TECH	12/14/19	*	35	8-10	.800	2-3	.667	3-4	.750	0-7-7	3	7	6	0	2	21
vs. Utah	12/18/19	*	37	5-14	.357	1-4	.250	5-6	.833	1-2-3	1	8	2	0	4	16
vs. Ohio State	12/21/19	*	37	5-10	.500	0-2	.000	4-6	.667	0-1-1	2	9	2	0	3	14
LOUISVILLE	12/28/19	*	43	3-8	.375	1-1	1.000	1-2	.500	0-5-5	1	8	2	1	2	8
MISSOURI	1/4/20	*	35	0-3	.000	0-0	.000	7-8	.875	0-5-5	3	7	5	0	1	7
at Georgia	1/7/20	*	36	4-12	.333	1-4	.250	4-6	.667	0-2-2	3	5	2	1	4	13
ALABAMA	1/11/20	*	36	4-10	.400	1-2	.500	6-9	.667	0-9-9	2	9	4	0	3	15
at South Carolina	1/15/20	*	32	2-10	.200	0-2	.000	9-11	.818	0-4-4	5	7	5	0	1	13
at Arkansas	1/18/20	*	34	4-11	.364	2-4	.500	3-5	.600	0-6-6	5	6	1	0	1	13
GEORGIA	1/21/20	*	36	8-17	.471	0-1	.000	7-8	.875	1-4-5	3	9	3	1	4	23
at Texas Tech	1/25/20	*	43	2-6	.333	0-0	.000	2-2	1.000	0-3-3	3	7	4	0	3	6
VANDERBILT	1/29/20	*	33	4-6	.667	0-0	.000	4-5	.800	0-4-4	4	6	5	0	2	12
at Auburn	2/1/20	*	20	2-5	.400	1-2	.500	0-0	.000	0-0-0	5	3	6	0	0	5
MISSISSIPPI ST.	2/4/20	*	35	2-7	.286	0-1	.000	2-2	1.000	0-2-2	2	6	2	0	2	6
at Tennessee	2/8/20	*	36	2-8	.250	0-1	.000	6-6	1.000	0-4-4	1	3	5	0	1	10
at Vanderbilt	2/11/20	*	32	4-10	.400	0-1	.000	3-6	.500	0-10-10	3	8	1	0	2	11
OLE MISS	2/15/20	*	31	3-11	.273	0-5	.000	0-0	.000	0-3-3	5	3	4	1	1	6
at LSU	2/18/20	*	32	4-8	.500	2-4	.500	1-2	.500	0-3-3	0	4	3	1	0	11
FLORIDA	2/22/20	*	34	3-7	.429	1-4	.250	0-0	.000	0-2-2	1	4	6	0	3	7
at Texas A&M	2/25/20	*	39	3-5	.600	0-0	.000	5-5	1.000	1-3-4	3	7	5	0	1	11
AUBURN	2/29/20	*	34	2-13	.154	0-3	.000	0-0	.000	0-3-3	3	5	1	0	3	4
TENNESSEE	3/3/20	*	26	4-10	.400	0-2	.000	3-4	.750	1-0-1	3	4	3	0	1	11

## Career Statistics

Year	GP-GS	Min-Avg	FG-FGA	Pct	3FG-FGA	Pct	FT-FTA	Pct	Off-Def-Tot-Avg	PF-FO	Ast	TO	Blk	Stl	Pts	Avg
2018-19	37-30	1054-28.5	100-214	.467	14-51	.275	70-92	.761	22-74-96-2.6	73-0	160	94	4	61	284	7.7
2019-20	30-29	995-33.2	107-265	.404	16-62	.258	115-142	.810	7-110-117-3.9	78-4	191	103	6	58	345	11.5
<b>TOTAL</b>	<b>67-59</b>	<b>2049-30.6</b>	<b>207-479</b>	<b>.432</b>	<b>30-113</b>	<b>.265</b>	<b>185-234</b>	<b>.791</b>	<b>29-184-213-3.2</b>	<b>151-4</b>	<b>351</b>	<b>197</b>	<b>10</b>	<b>119</b>	<b>629</b>	<b>9.4</b>






## 2019-20 SEASON/CAREER HIGHS

<b>Points</b>		
Season	27, vs. LOUISVILLE (12/28/19)	
Career	27, vs. LOUISVILLE (12/28/19)	
<b>Rebounds</b>		
Season	7, 5x, last vs. AUBURN (2/29/20)	
Career	7, 5x, last vs. AUBURN (2/29/20)	
<b>Field Goals</b>		
Season	10, at Vanderbilt (2/11/20)	
Career	10, at Vanderbilt (2/11/20)	
<b>Field Goals Attempted</b>		
Season	17, 2x, last at Vanderbilt (2/11/20)	
Career	17, 2x, last at Vanderbilt (2/11/20)	
<b>3-Point Field Goals</b>		
Season	4, 2x, last vs. LOUISVILLE (12/28/19)	
Career	4, 2x, last vs. LOUISVILLE (12/28/19)	
<b>3-Point Field Goals Attempted</b>		
Season	7, vs. Michigan State (11/5/19)	
Career	7, vs. Michigan State (11/5/19)	
<b>Free Throws</b>		
Season	10, at Auburn (2/1/20)	
Career	10, at Auburn (2/1/20)	
<b>Free Throws Attempted</b>		
Season	12, at Auburn (2/1/20)	
Career	12, at Auburn (2/1/20)	
<b>Assists</b>		
Season	8, at Georgia (1/7/20)	
Career	8, at Georgia (1/7/20)	
<b>Steals</b>		
Season	2, 8x, last vs. AUBURN (2/29/20)	
Career	2, 8x, last vs. AUBURN (2/29/20)	
<b>Blocks</b>		
Season	4, at Georgia (1/7/20)	
Career	4, at Georgia (1/7/20)	
<b>Minutes</b>		
Season	41, vs. LOUISVILLE (12/28/19)	
Career	41, vs. LOUISVILLE (12/28/19)	
<b>MISCELLANEOUS</b>		
	<b>2019-20</b>	<b>CAREER</b>
Dunks	7	7
Double-Figure Scoring Games	22	22
Double-Figure Rebounding Games	0	0
Games With Double-Double	0	0
Games Led UK in Scoring	8	8
Games Led UK in Rebounding	4	4
Games Led UK in Assists	4	4
Games Led UK in Steals	6	6
Games Led UK in Blocks	2	2
Games With 3+ Assists	19	19
Games With 3+ Blocks	1	1
Games With 3+ Steals	0	0
Games With 3+ 3-Pointers	4	4

- Posted 17 points, career-high tying seven rebounds and four assists in the win vs. No. 15/15 Auburn
- Averaging 16.3 points over the last 11 games, including 25 on 10-of-17 shooting at Vanderbilt
- 22 games in double figures and three games with 25 or more points
- Led 10-point second-half comeback in the home win vs. Vanderbilt with a team-high 17 points
- Shared team-high honors with 17 points and seven rebounds at Georgia while adding career highs with eight assists and four blocked shots
- UK is 10-0 this season when he has at least four assists
- Named Bluegrass Sports Commission MVP against Louisville after scoring a career-high 27 points
  - Most points by a UK player vs. Louisville since Jodie Meeks had 28 on Jan. 5, 2009 and the most ever by a freshman in the rivalry
- Named NCAA March Madness National Player of the Week USBWA Wayman Tisdale National Freshman of Week for the week of Dec. 30
- Three-time SEC Freshman of the Week
- Averaging team-high 19.0 points to go along with 5.3 rebounds while shooting 43.4% from the field, 37.0% from 3 and 84.4% from the free-throw line in UK's five games vs. AP Top 25 foes
- Sensational debut on a national stage in Madison Square Garden with 26 points on 7-of-12 shooting, including a dagger from four feet behind the line with just over a minute left, to defeat No. 1/1 Michigan State
  - 26 points are the most by a UK freshman in a debut in school history. Only Mike Casey, who scored 28 as a sophomore on Dec. 2, 1967, debuted with more to start a UK career
- Preseason All-America Honorable Mention by the Associated Press
- Preseason All-SEC Second Team selection by the league's media and coaches
- Jerry West Award Shooting Guard of the Year midseason finalist
- Named Texas Mr. Basketball and the Dallas-Fort Worth Area Player of the Year
- 2018 USA Today All-Texas First Team, 2018 Texas Association of Basketball Coaches All-State First Team and crowned 2018 Dallas Morning News Sports Day Player of the Year as a junior
- Won a gold medal as a part of the U18 Team USA squad



Birthday: Nov. 4

Parents: Denyse and Tyrone Maxey

Major: Undeclared/exploratory studies in agriculture

Off the court he likes to ... Watch Marvel movies and he's seen every one since 2008

Did you know? He graduated in the top 5% of his graduating class

## Game-By-Game Statistics

Opponent	Date	GS	Min	FG-A	Pct.	3FG-A	Pct.	FT-A	Pct.	Off-Def-Tot	PF	Ast	TO	Blk	Stl	Pts
vs. Michigan St.	11/5/19		32	7-12	.583	3-7	.429	9-10	.900	0-5-5	3	1	1	0	1	26
EKU	11/8/19		26	2-6	.333	0-2	.000	5-5	1.000	0-3-3	0	3	4	0	1	9
EVANSVILLE	11/12/19		33	5-12	.417	1-4	.250	4-5	.800	0-3-3	4	0	2	1	2	15
UTAH VALLEY	11/18/19 *		37	4-14	.286	1-5	.200	5-7	.714	1-4-5	3	3	2	0	0	14
MT. ST. MARY'S	11/22/19 *		33	4-7	.571	1-4	.250	2-2	1.000	0-1-1	1	6	3	0	0	11
LAMAR	11/24/19 *		31	8-11	.727	4-6	.667	1-1	1.000	0-5-5	3	3	1	1	1	21
UAB	11/29/19 *		33	3-9	.333	1-4	.250	0-0	.000	0-3-3	1	4	0	0	0	7
FDU	12/7/19 *		27	1-8	.125	0-3	.000	0-0	.000	1-5-6	2	4	1	0	0	2
GEORGIA TECH	12/14/19 *		38	0-9	.000	0-3	.000	6-6	1.000	1-6-7	1	6	3	0	2	6
vs. Utah	12/18/19 *		29	7-13	.538	0-4	.000	4-6	.667	0-1-1	4	1	3	0	0	18
vs. Ohio State	12/21/19 *		34	5-13	.385	1-6	.167	4-6	.667	0-6-6	5	3	3	0	1	15
LOUISVILLE	12/28/19 *		41	9-14	.643	4-5	.800	5-6	.833	0-7-7	4	2	3	0	1	27
MISSOURI	1/4/20 *		34	3-10	.300	0-5	.000	2-2	1.000	0-1-1	3	3	1	0	0	8
at Georgia	1/7/20 *		39	7-15	.467	1-3	.333	2-5	.400	0-7-7	2	8	2	4	1	17
ALABAMA	1/11/20 *		36	6-17	.353	1-3	.333	0-0	.000	1-3-4	2	1	4	0	0	13
at South Carolina	1/15/20 *		32	5-7	.714	2-2	1.000	1-2	.500	0-1-1	2	1	0	0	0	13
at Arkansas	1/18/20 *		25	5-7	.714	0-1	.000	1-1	1.000	1-5-6	3	2	2	1	2	11
GEORGIA	1/21/20 *		31	1-3	.333	0-1	.000	5-5	1.000	0-5-5	2	3	3	0	1	7
at Texas Tech	1/25/20 *		39	2-10	.200	0-1	.000	3-3	1.000	1-2-3	4	3	5	1	0	7
VANDERBILT	1/29/20 *		35	5-10	.500	2-3	.667	5-6	.833	1-3-4	2	2	3	0	1	17
at Auburn	2/1/20 *		38	5-14	.357	2-5	.400	10-12	.833	0-4-4	3	2	2	0	0	22
MISSISSIPPI ST.	2/4/20 *		37	4-9	.444	0-2	.000	0-0	.000	0-4-4	0	5	2	0	2	8
at Tennessee	2/8/20 *		30	6-13	.462	0-3	.000	3-4	.750	0-5-5	3	4	2	0	2	15
at Vanderbilt	2/11/20 *		38	10-17	.588	3-4	.750	2-2	1.000	0-4-4	2	0	2	2	2	25
OLE MISS	2/15/20 *		34	7-13	.538	0-5	.000	0-0	.000	0-5-5	3	3	2	0	1	14
at LSU	2/18/20 *		37	5-15	.333	1-4	.250	3-4	.750	1-3-4	2	4	3	1	0	14
FLORIDA	2/22/20 *		38	5-11	.455	0-2	.000	3-3	1.000	1-6-7	3	7	2	0	2	13
at Texas A&M	2/25/20 *		38	5-13	.385	2-6	.333	1-2	.500	0-5-5	0	3	2	1	1	13
AUBURN	2/29/20 *		37	5-13	.385	0-3	.000	7-8	.875	2-5-7	3	4	1	0	2	17
TENNESSEE	3/3/20 *		37	8-15	.533	2-4	.500	3-3	1.000	0-0-0	3	1	2	0	0	21

## Career Statistics

Year	GP-GS	Min-Avg	FG-FGA	Pct	3FG-FGA	Pct	FT-FTA	Pct	Off-Def-Tot-Avg	PF-FO	Ast	TO	Blk	Stl	Pts	Avg
2019-20	30-27	1030-34.3	149-340	.438	32-110	.291	96-116	.828	11-117-128-4.3	73-1	91	66	12	26	426	14.2
<b>TOTAL</b>	<b>30-27</b>	<b>1030-34.3</b>	<b>149-340</b>	<b>.438</b>	<b>32-110</b>	<b>.291</b>	<b>96-116</b>	<b>.828</b>	<b>11-117-128-4.3</b>	<b>73-1</b>	<b>91</b>	<b>66</b>	<b>12</b>	<b>26</b>	<b>426</b>	<b>14.2</b>





# 10

# JOHNNY JUZANG


Freshman | Guard | 6-6 | 214 lbs | Los Angeles | Harvard-Westlake

[@JohnnyJuzang](#) | [@jsilky5](#)

## 2019-20 SEASON/CAREER HIGHS

<b>Points</b>		
Season	13, at Tennessee (2/8/20)	
Career	13, at Tennessee (2/8/20)	
<b>Rebounds</b>		
Season	7, vs. ECU (11/8/19)	
Career	7, vs. ECU (11/8/19)	
<b>Field Goals</b>		
Season	4, at Tennessee (2/8/20)	
Career	4, at Tennessee (2/8/20)	
<b>Field Goals Attempted</b>		
Season	5, 3x, vs. GEORGIA (1/21/20)	
Career	5, 3x, vs. GEORGIA (1/21/20)	
<b>3-Point Field Goals</b>		
Season	3, at Tennessee (2/8/20)	
Career	3, at Tennessee (2/8/20)	
<b>3-Point Field Goals Attempted</b>		
Season	4, vs. OLE MISS (2/15/20)	
Career	4, vs. OLE MISS (2/15/20)	
<b>Free Throws</b>		
Season	4, vs. UTAH VALLEY (11/18/19)	
Career	4, vs. UTAH VALLEY (11/18/19)	
<b>Free Throws Attempted</b>		
Season	4, vs. UTAH VALLEY (11/18/19)	
Career	4, vs. UTAH VALLEY (11/18/19)	
<b>Assists</b>		
Season	1, 7x, last at Texas A&M (2/25/20)	
Career	1, 7x, last at Texas A&M (2/25/20)	
<b>Steals</b>		
Season	2, vs. FDU (12/7/19)	
Career	2, vs. FDU (12/7/19)	
<b>Blocks</b>		
Season	1, 2x, last vs. TENNESSEE (3/3/20)	
Career	1, 2x, last vs. TENNESSEE (3/3/20)	
<b>Minutes</b>		
Season	24, at Tennessee (2/8/20)	
Career	24, at Tennessee (2/8/20)	
<b>MISCELLANEOUS 2019-20 CAREER</b>		
Dunks	0	0
Double-Figure Scoring Games	1	1
Double-Figure Rebounding Games	0	0
Games With Double-Double	0	0
Games Led UK in Scoring	0	0
Games Led UK in Rebounding	0	0
Games Led UK in Assists	0	0
Games Led UK in Steals	2	2
Games Led UK in Blocks	1	1
Games With 3+ Assists	0	0
Games With 3+ Blocks	0	0
Games With 3+ Steals	0	0
Games With 3+ 3-Pointers	1	1

- Career day at Tennessee, posting career highs with 13 points, four field goals made and three 3-pointers in a career-high 24 minutes
- Grabbed a key offensive rebound -- what John Calipari called the most important rebound of the game -- and made the putback in the second half
- Juzang on the persistence that led to his breakthrough game: "If you have a clear vision and goal in mind of what you want to do, you're going to keep pushing"
- Made eight of his last 16 3-point shots
- Tied Nate Sestina and Keion Brooks Jr. for game-high blocks against Vanderbilt
- After earning more minutes with a strong five-rebound performance at South Carolina, played 17 big minutes in the win at Arkansas, tying his then-career high of five points, including a 3-pointer
- Followed vs. Georgia with career highs in points (six) and field goals (three)
- On his midseason emergence, Calipari said, "He just has a nose for the ball. He makes the plays"
- Recorded his first career start against Fairleigh Dickinson and played a career-high 22 minutes
- Scored five points on 2-of-4 shooting vs. UAB
- Grabbed seven rebounds in 20 minutes vs. Eastern Kentucky
- Late add to the 2019 class after reclassifying
- Ranked No. 34 prospect by the Recruiting Services Consensus Index
- Averaged 23.0 points, 8.5 rebounds and 3.4 assists per game during his junior season
- Named Mission League MVP
- All-California Interscholastic Federation First Team pick
- Harvard-Westlake claimed the CIF championship and the Mission League Championship for the first time since 2011 during his junior season
- Finalist for the U17 Team USA squad
- Knockdown shooter in high school. When describing Juzang's ability to score, Calipari said, "We have had shot takers and we've had shot makers. Johnny is a shot maker"



**Birthday:** March 17

**Parents:** Hanh and Maxie Juzang

**Major:** Marketing

**Most prized possession is ...**  
Reading journal and books

**Did you know?**  
He was an honor roll student in high school and his brother, Christian, plays basketball at Harvard

## Game-By-Game Statistics

Opponent	Date	GS	Min	FG-A	Pct.	3FG-A	Pct.	FT-A	Pct.	Off-Def-Tot	PF	Ast	TO	Blk	Stl	Pts
vs. Michigan St.	11/5/19	2	0-0	.000	0-0	.000	0-0	.000	0-0-0	1	0	0	0	0	0	0
EKU	11/8/19	20	0-4	.000	0-2	.000	0-0	.000	1-6-7	1	1	1	0	0	0	0
EVANSVILLE	11/12/19	12	1-1	1.000	1-1	1.000	0-0	.000	0-2-2	0	0	0	0	0	0	3
UTAH VALLEY	11/18/19	18	0-2	.000	0-2	.000	4-4	1.000	1-1-2	3	1	1	0	1	4	4
MT. ST. MARY'S	11/22/19	9	0-4	.000	0-2	.000	0-0	.000	0-3-3	0	0	0	0	0	0	0
LAMAR	11/24/19	14	1-3	.333	0-2	.000	0-0	.000	0-1-1	1	0	0	0	0	0	2
UAB	11/29/19	13	2-4	.500	1-2	.500	0-0	.000	2-0-2	1	0	0	0	0	0	5
FDU	12/7/19	* 22	1-5	.200	0-2	.000	2-2	1.000	1-2-3	0	1	0	0	2	4	4
GEORGIA TECH	12/14/19	4	0-1	.000	0-0	.000	0-0	.000	0-0-0	0	0	1	0	0	0	0
vs. Utah	12/18/19	3	0-0	.000	0-0	.000	0-0	.000	0-0-0	0	0	2	0	0	0	0
vs. Ohio State	12/21/19	8	1-3	.333	0-1	.000	0-0	.000	0-3-3	3	0	0	0	0	0	2
LOUISVILLE	12/28/19	2	0-0	.000	0-0	.000	0-0	.000	0-1-1	0	0	0	0	0	0	0
MISSOURI	1/4/20															
at Georgia	1/7/20															
ALABAMA	1/11/20															
at South Carolina	1/15/20	8	1-4	.250	0-1	.000	0-0	.000	1-4-5	1	0	0	0	0	0	2
at Arkansas	1/18/20	17	2-5	.400	1-2	.500	0-0	.000	0-1-1	1	0	0	0	0	0	5
GEORGIA	1/21/20	18	3-5	.600	0-2	.000	0-2	.000	2-1-3	0	1	0	0	0	0	6
at Texas Tech	1/25/20	9	2-3	.667	1-2	.500	0-0	.000	0-1-1	3	0	1	0	1	5	5
VANDERBILT	1/29/20	15	1-4	.250	0-2	.000	0-0	.000	0-3-3	0	0	0	1	0	2	2
at Auburn	2/1/20	15	1-3	.333	1-2	.500	0-0	.000	0-2-2	3	0	2	0	0	0	3
MISSISSIPPI ST.	2/4/20	5	0-0	.000	0-0	.000	0-0	.000	0-1-1	0	0	0	0	0	0	0
at Tennessee	2/8/20	24	4-4	1.000	3-3	1.000	2-2	1.000	1-0-1	2	1	1	0	1	13	13
at Vanderbilt	2/11/20	10	1-2	.500	0-0	.000	0-0	.000	1-1-2	2	0	0	0	0	0	2
OLE MISS	2/15/20	16	1-4	.250	1-4	.250	2-2	1.000	1-1-2	0	0	1	0	0	0	5
at LSU	2/18/20	9	1-4	.250	1-2	.500	0-0	.000	0-0-0	1	1	0	0	0	0	3
FLORIDA	2/22/20	* 10	0-1	.000	0-1	.000	0-0	.000	1-2-3	0	0	1	0	0	0	0
at Texas A&M	2/25/20	6	0-2	.000	0-2	.000	0-0	.000	0-1-1	1	1	1	0	0	0	0
AUBURN	2/29/20	9	0-0	.000	0-0	.000	0-0	.000	0-0-0	2	0	1	0	0	0	0
TENNESSEE	3/3/20	16	2-3	.667	2-2	1.000	0-0	.000	0-3-3	1	0	1	1	0	0	6

## Career Statistics

Year	GP-GS	Min-Avg	FG-FGA	Pct	3FG-FGA	Pct	FT-FTA	Pct	Off-Def-Tot-Avg	PF-FO	Ast	TO	Blk	Stl	Pts	Avg
2019-20	27-2	315-11.7	25-71	.352	12-39	.308	10-12	.833	12-40-52-1.9	27-0	7	14	2	5	72	2.7
<b>TOTAL</b>	<b>27-2</b>	<b>315-11.7</b>	<b>25-71</b>	<b>.352</b>	<b>12-39</b>	<b>.308</b>	<b>10-12</b>	<b>.833</b>	<b>12-40-52-1.9</b>	<b>27-0</b>	<b>7</b>	<b>14</b>	<b>2</b>	<b>5</b>	<b>72</b>	<b>2.7</b>



# 12

# KEION BROOKS JR.

Freshman | Forward | 6-7 | 205 lbs | Fort Wayne, Ind. | La Lumiere School

[@KeionB\\_12](#) | [@klbj.xii](#)

## 2019-20 SEASON/CAREER HIGHS

<b>Points</b>		
Season	15, vs. FDU (12/7/19)	
Career	15, vs. FDU (12/7/19)	
<b>Rebounds</b>		
Season	9, vs. Tennessee (2/8/20)	
Career	9, vs. Tennessee (2/8/20)	
<b>Field Goals</b>		
Season	6, vs. FDU (12/7/19)	
Career	6, vs. FDU (12/7/19)	
<b>Field Goals Attempted</b>		
Season	11, vs. FDU (12/7/19)	
Career	11, vs. FDU (12/7/19)	
<b>3-Point Field Goals</b>		
Season	1, 3x, last vs. FDU (12/7/19)	
Career	1, 3x, last vs. FDU (12/7/19)	
<b>3-Point Field Goals Attempted</b>		
Season	2, 6x, last at South Carolina (1/15/20)	
Career	2, 6x, last at South Carolina (1/15/20)	
<b>Free Throws</b>		
Season	4, vs. Arkansas (1/18/20)	
Career	4, vs. Arkansas (1/18/20)	
<b>Free Throws Attempted</b>		
Season	6, 2x, vs. Arkansas (1/18/20)	
Career	6, 2x, vs. Arkansas (1/18/20)	
<b>Assists</b>		
Season	1, 6x, last vs. Ohio State (12/21/19)	
Career	1, 6x, last vs. Ohio State (12/21/19)	
<b>Steals</b>		
Season	2, at South Carolina (1/15/20)	
Career	2, at South Carolina (1/15/20)	
<b>Blocks</b>		
Season	2, vs. Ohio State (12/21/19)	
Career	2, vs. Ohio State (12/21/19)	
<b>Minutes</b>		
Season	26, 2x, last at Tennessee (2/8/20)	
Career	26, 2x, last at Tennessee (2/8/20)	
<b>MISCELLANEOUS</b>		
	<b>2019-20</b>	<b>CAREER</b>
Dunks	9	9
Double-Figure Scoring Games	4	4
Double-Figure Rebounding Games	0	0
Games With Double-Double	0	0
Games Led UK in Scoring	0	0
Games Led UK in Rebounding	2	2
Games Led UK in Assists	0	0
Games Led UK in Steals	1	1
Games Led UK in Blocks	2	2
Games With 3+ Assists	0	0
Games With 3+ Blocks	0	0
Games With 3+ Steals	0	0
Games With 3+ 3-Pointers	0	0

- After coming up a key defensive rebound, hit the game-clinching free throws in the final seconds vs. Ole Miss
- Grabbed a career-high nine rebounds in a career-high-tying 26 minutes at Tennessee
- Emerged as a spark in the games at Arkansas and vs. Georgia, posting 10 points and seven rebounds vs. the Razorbacks and eight points and five rebounds vs. the Bulldogs, igniting game-changing runs in both games
  - Associate head coach Kenny Payne on Brooks' late contributions at Arkansas: "I'm so proud of him. ... He stood up and he came through for us. Really big. Big day for him"
- Scored a career-high 15 points to go along with five rebounds vs. Fairleigh Dickinson on 6-of-11 shooting in an efficient 16 minutes of action
- Posted his first double-figure scoring game as a Wildcat against Eastern Kentucky with 11 points
- Ranked the No. 24 overall player by the Recruiting Services Consensus Index
- Averaged 20.1 points and 7.5 rebounds per game for La Lumiere School, which appeared in the GEICO High School Nationals
  - In the semifinals of that tournament scored a team-high 20 points
- La Lumiere produced a 30-1 record and was ranked No. 1 in the country for much of his senior season
- USA Today All-USA Boys Basketball Honorable Mention
- Underrated athlete who is considered to be one of the best dunkers on the team with a 37-inch vertical
- Tabbed the Wayne Area Player of the Year and Fort Wayne News Player of the Year
- Scored 15 points in the Jordan Brand Classic



**Birthday:** Aug. 7

**Parents:** Keion Sr. and Sarit Brooks

**Major:** Undeclared/exploratory studies in agriculture

**Chose his number because ...**  
It's the same number his dad wore in high school

**Did you know?**  
He was an honor roll student in high school and his grandparents have been his life's greatest influences

## Game-By-Game Statistics

Opponent	Date	GS	Min	FG-A	Pct.	3FG-A	Pct.	FT-A	Pct.	Off-Def-Tot	PF	Ast	TO	Blk	Stl	Pts
vs. Michigan St.	11/5/19	15	0-3	.000	0-2	.000	0-0	.000	0-2-2	2	0	1	0	0	0	0
EKU	11/8/19	20	5-7	.714	0-0	.000	1-6	.167	4-4-8	1	0	3	0	0	0	11
EVANSVILLE	11/12/19	21	3-8	.375	0-1	.000	0-0	.000	2-2-4	1	1	0	0	0	0	6
UTAH VALLEY	11/18/19	14	2-3	.667	0-0	.000	1-2	.500	0-4-4	1	0	0	0	0	0	5
MT. ST. MARY'S	11/22/19	18	1-3	.333	0-1	.000	0-1	.000	0-3-3	1	1	0	0	0	1	2
LAMAR	11/24/19	15	3-6	.500	1-2	.500	2-2	1.000	1-2-3	0	0	1	0	0	0	9
UAB	11/29/19	21	2-5	.400	1-1	1.000	0-0	.000	0-4-4	0	1	1	0	0	0	5
FDU	12/7/19	16	6-11	.545	1-2	.500	2-2	1.000	2-3-5	3	1	2	1	1	15	
GEORGIA TECH	12/14/19	26	4-7	.571	0-0	.000	2-2	1.000	1-3-4	1	1	0	1	1	10	
vs. Utah	12/18/19	18	4-8	.500	0-2	.000	0-0	.000	2-1-3	2	0	1	0	0	8	
vs. Ohio State	12/21/19	9	0-3	.000	0-0	.000	0-0	.000	1-0-1	0	1	1	2	0	0	
LOUISVILLE	12/28/19 *	25	0-4	.000	0-2	.000	2-2	1.000	1-0-1	2	0	2	1	1	2	
MISSOURI	1/4/20 *	11	1-3	.333	0-1	.000	1-1	1.000	0-1-1	1	0	1	0	0	3	
at Georgia	1/7/20 *	14	3-4	.750	0-0	.000	0-0	.000	1-0-1	1	0	2	0	0	6	
ALABAMA	1/11/20 *	10	1-2	.500	0-0	.000	0-0	.000	0-0-0	2	0	1	0	0	2	
at South Carolina	1/15/20 *	13	0-5	.000	0-2	.000	0-0	.000	3-4-7	3	0	1	1	2	0	
at Arkansas	1/18/20	17	3-4	.750	0-0	.000	4-6	.667	1-6-7	2	0	3	1	1	10	
GEORGIA	1/21/20	16	4-7	.571	0-0	.000	0-1	.000	3-2-5	2	0	1	1	0	8	
at Texas Tech	1/25/20	7	0-0	.000	0-0	.000	0-0	.000	0-0-0	0	0	1	0	0	0	
VANDERBILT	1/29/20	11	0-2	.000	0-1	.000	0-0	.000	0-2-2	0	0	0	1	0	0	
at Auburn	2/1/20	22	2-2	1.000	0-0	.000	0-0	.000	0-2-2	4	0	0	1	0	4	
MISSISSIPPI ST.	2/4/20	5	0-1	.000	0-0	.000	0-0	.000	1-0-1	2	0	0	0	0	0	
at Tennessee	2/8/20	26	2-5	.400	0-0	.000	0-0	.000	3-6-9	4	0	1	0	0	4	
at Vanderbilt	2/11/20	13	2-3	.667	0-0	.000	0-0	.000	1-2-3	1	0	0	1	0	4	
OLE MISS	2/15/20	11	0-2	.000	0-0	.000	2-2	1.000	1-5-6	2	0	1	1	0	2	
at LSU	2/18/20	15	1-3	.333	0-0	.000	0-0	.000	1-2-3	1	0	0	0	1	2	
FLORIDA	2/22/20	10	1-2	.500	0-0	.000	0-0	.000	0-3-3	0	0	0	0	0	2	
at Texas A&M	2/25/20	2	0-0	.000	0-0	.000	0-0	.000	0-0-0	2	0	0	0	0	0	
AUBURN	2/29/20	12	2-3	.667	0-0	.000	0-0	.000	1-2-3	2	0	1	0	1	4	
TENNESSEE	3/3/20	10	2-2	1.000	0-0	.000	0-0	.000	1-0-1	0	0	0	1	0	4	

## Career Statistics

Year	GP-GS	Min-Avg	FG-FGA	Pct	3FG-FGA	Pct	FT-FTA	Pct	Off-Def-Tot-Avg	PF-FO	Ast	TO	Blk	Stl	Pts	Avg
2019-20	30-5	443-14.8	54-118	.458	3-17	.176	17-27	.630	31-65-96-3.2	43-0	6	25	13	9	128	4.3
<b>TOTAL</b>	<b>30-5</b>	<b>443-14.8</b>	<b>54-118</b>	<b>.458</b>	<b>3-17</b>	<b>.176</b>	<b>17-27</b>	<b>.630</b>	<b>31-65-96-3.2</b>	<b>43-0</b>	<b>6</b>	<b>25</b>	<b>13</b>	<b>9</b>	<b>128</b>	<b>4.3</b>

# 13

# RILEY WELCH

Junior | Guard | 6-0 | 185 lbs | Littleton, Colo. | Chatfield

[@Riley\\_Welch](#) | 
 [@riley\\_welch](#) | 
 [@Riley.Welch.UK](#)

## 2019-20 SEASON/CAREER HIGHS

<b>Points</b>		
Season	-	
Career	5, at Denver (11/12/17)	
<b>Rebounds</b>		
Season	-	
Career	4, vs. UC RIVERSIDE (1/24/18)	
<b>Field Goals</b>		
Season	-	
Career	1, 4x, last at Hawaii (2/24/18)	
<b>Field Goals Attempted</b>		
Season	1, vs. MT. ST. MARY'S (11/22/19)	
Career	3, at Hawaii (2/24/18)	
<b>3-Point Field Goals</b>		
Season	-	
Career	1, 2x, last vs. CHAPMAN (11/14/17)	
<b>3-Point Field Goals Attempted</b>		
Season	-	
Career	1, 8x, last at Hawaii (2/24/18)	
<b>Free Throws</b>		
Season	-	
Career	2, 2x, last vs. UC RIVERSIDE (1/24/18)	
<b>Free Throws Attempted</b>		
Season	-	
Career	2, 2x, last vs. UC RIVERSIDE (1/24/18)	
<b>Assists</b>		
Season	-	
Career	4, vs. CHAPMAN (11/14/17)	
<b>Steals</b>		
Season	1, 2x, last vs. LAMAR (11/24/19)	
Career	1, 4x, last vs. LAMAR (11/24/19)	
<b>Blocks</b>		
Season	-	
Career	-	
<b>Minutes</b>		
Season	1, 3x, last vs. FDU (12/7/19)	
Career	14, vs. UC RIVERSIDE (1/24/18)	
<b>MISCELLANEOUS</b>		
	<b>2019-20</b>	<b>CAREER*</b>
Dunks	0	0
Double-Figure Scoring Games	0	0
Double-Figure Rebounding Games	0	0
Games With Double-Double	0	0
Games Led UK in Scoring	0	0
Games Led UK in Rebounding	0	0
Games Led UK in Assists	0	2
Games Led UK in Steals	0	0
Games Led UK in Blocks	0	0
Games With 3+ Assists	0	2
Games With 3+ Blocks	0	0
Games With 3+ Steals	0	0
Games With 3+ 3-Pointers	0	0

\*includes UC Irvine/Division I statistics

- Has made four appearances with two steals
- Made first appearance as a Wildcat in regular-season action vs. Eastern Kentucky and recorded a steal
- Saw action in 27 games a season ago at the College of the Desert
- Averaged 8.2 points, 5.0 assists and 3.5 rebounds per game
- Dished out a team-high 134 assists and sunk 31 shots from beyond the arc
- Scored a career-high 29 points vs. San Jacinto on 9-of-11 shooting and 10 of 11 from the free-throw line
- Played at UC Irvine his freshman season, appearing in 27 games
  - Saw double-digit minutes four times
- Scored five points in his collegiate debut at Denver
- Played for Chatfield High School to conclude his prep career
  - Won a league or county championship during all four years of his high school career
- 2016 Chauncey Billups regional champion
- School reached the Colorado High School Activities Association Final Four in 2016
- Two-time All-Conference performer
- Academic All-State



**Birthday:** Sept. 26

**Parents:** John and Jean Welch

**Major:** Liberal studies

**Of note**

His dad, John, is an assistant with the Los Angeles Clippers and has coached in the NBA for more than 15 years. He also played for UNLV

**Did you know?**

He is a vegetarian and enjoys relaxing at the beach in his free time

## Game-By-Game Statistics

Opponent	Date	GS	Min	FG-A	Pct.	3FG-A	Pct.	FT-A	Pct.	Off-Def-Tot	PF	Ast	TO	Blk	Stl	Pts
vs. Michigan St.	11/5/19				DNP - Coach's Decision											
EKU	11/8/19		>0	0-0	.000	0-0	.000	0-0	.000	0-0-0	0	0	0	0	1	0
EVANSVILLE	11/12/19				DNP - Coach's decision											
UTAH VALLEY	11/18/19				DNP - Coach's decision											
MT. ST. MARY'S	11/22/19	1	0-1	.000	0-0	.000	0-0	.000	0-0-0	0	0	0	0	0	0	0
LAMAR	11/24/19	1	0-0	.000	0-0	.000	0-0	.000	0-0-0	0	0	0	0	1	0	0
UAB	11/29/19				DNP - Coach's decision											
FDU	12/7/19	1	0-0	.000	0-0	.000	0-0	.000	0-0-0	0	0	0	0	0	0	0
GEORGIA TECH	12/14/19				DNP - Coach's decision											
vs. Utah	12/18/19				DNP - Coach's decision											
vs. Ohio State	12/21/19				DNP - Coach's decision											
LOUISVILLE	12/28/19				DNP - Coach's decision											
MISSOURI	1/4/20				DNP - Coach's decision											
at Georgia	1/7/20				DNP - Coach's decision											
ALABAMA	1/11/20				DNP - Coach's decision											
at South Carolina	1/15/20				DNP - Coach's decision											
at Arkansas	1/18/20				DNP - Coach's decision											
GEORGIA	1/21/20				DNP - Coach's decision											
at Texas Tech	1/25/20				DNP - Coach's decision											
VANDERBILT	1/29/20				DNP - Coach's decision											
at Auburn	2/1/20				DNP - Coach's decision											
MISSISSIPPI ST.	2/4/20				DNP - Coach's decision											
at Tennessee	2/8/20				DNP - Coach's decision											
at Vanderbilt	2/11/20				DNP - Coach's decision											
OLE MISS	2/15/20				DNP - Coach's decision											
at LSU	2/18/20				DNP - Coach's decision											
FLORIDA	2/22/20				DNP - Coach's decision											
at Texas A&M	2/25/20				DNP - Coach's decision											
AUBURN	2/29/20				DNP - Coach's decision											
TENNESSEE	3/3/20				DNP - Coach's decision											

## Career Statistics

Year	GP-GS	Min-Avg	FG-FGA	Pct	3FG-FGA	Pct	FT-FTA	Pct	Off-Def-Tot-Avg	PF-FO	Ast	TO	Blk	Stl	Pts	Avg
2017-18	27-0	143-5.3	4-13	.308	2-8	.250	4-5	.800	2-12-14-0.5	22-0	15	7	0	2	14	0.5
2019-20	4-0	3-0.8	0-1	.000	0-0	.000	0-0	.000	0-0-0-0.0	0-0	0	0	0	2	0	0.0
<b>TOTAL</b>	<b>31-0</b>	<b>146-4.7</b>	<b>4-14</b>	<b>.286</b>	<b>2-8</b>	<b>.250</b>	<b>4-5</b>	<b>.800</b>	<b>2-12-14-0.5</b>	<b>22-0</b>	<b>15</b>	<b>7</b>	<b>0</b>	<b>4</b>	<b>14</b>	<b>0.5</b>



# 14

# BRENNAN CANADA

Freshman | Forward | 6-6 | 198 lbs | Mount Sterling, Ky. | George Rogers Clark

[@brennanc14](#)

[@brennanc14](#)

## 2019-20 SEASON/CAREER HIGHS

<b>Points</b>		
Season	-	
Career	-	
<b>Rebounds</b>		
Season	-	
Career	-	
<b>Field Goals</b>		
Season	-	
Career	-	
<b>Field Goals Attempted</b>		
Season	-	
Career	-	
<b>3-Point Field Goals</b>		
Season	-	
Career	-	
<b>3-Point Field Goals Attempted</b>		
Season	-	
Career	-	
<b>Free Throws</b>		
Season	-	
Career	-	
<b>Free Throws Attempted</b>		
Season	-	
Career	-	
<b>Assists</b>		
Season	-	
Career	-	
<b>Steals</b>		
Season	-	
Career	-	
<b>Blocks</b>		
Season	-	
Career	-	
<b>Minutes</b>		
Season	1, 3x, last vs. FDU (12/7/19)	
Career	1, 3x, last vs. FDU (12/7/19)	
<b>MISCELLANEOUS</b>		
	<b>2019-20</b>	<b>CAREER</b>
Dunks	0	0
Double-Figure Scoring Games	0	0
Double-Figure Rebounding Games	0	0
Games With Double-Double	0	0
Games Led UK in Scoring	0	0
Games Led UK in Rebounding	0	0
Games Led UK in Assists	0	0
Games Led UK in Steals	0	0
Games Led UK in Blocks	0	0
Games With 3+ Assists	0	0
Games With 3+ Blocks	0	0
Games With 3+ Steals	0	0
Games With 3+ 3-Pointers	0	0

- Has made four appearances
- Made first appearance as a Wildcat in regular-season action vs. Eastern Kentucky
- Walk-on who is one of the best prospects from the state of Kentucky
- Capped his high school career with 1,371 career points and 776 rebounds
- Two-year captain
- Named an All-10th Region First Team selection
- Averaged 15.0 points and 9.5 rebounds per game as a senior
  - Had 13 double-doubles
- Double-digit scorer over his final three seasons
- Three-time All-District Team selection and a three-time All-District Tournament Team pick
- Team claimed two District 40 titles
  - 10th Region runners-up in 2019



**Birthday:** July 15

**Parents:** Lynn and Melissa Canada

**Major:** Marketing

**Proudest basketball moment is ...**  
Winning back-to-back district titles

**Did you know?**  
He and UK teammate Dontaie Allen were AAU teammates and have been friends since seventh grade

## Game-By-Game Statistics

Opponent	Date	GS	Min	FG-A	Pct.	3FG-A	Pct.	FT-A	Pct.	Off-Def-Tot	PF	Ast	TO	Blk	Stl	Pts
vs. Michigan St.	11/5/19	DNP - Coach's Decision														
EKU	11/8/19	>0	0-0	.000	0-0	.000	0-0	.000	0-0-0	0	0	1	0	0	0	0
EVANSVILLE	11/12/19	DNP - Coach's decision														
UTAH VALLEY	11/18/19	DNP - Coach's decision														
MT. ST. MARY'S	11/22/19	1	0-0	.000	0-0	.000	0-0	.000	0-0-0	0	0	0	0	0	0	0
LAMAR	11/24/19	1	0-0	.000	0-0	.000	0-0	.000	0-0-0	0	0	0	0	0	0	0
UAB	11/29/19	DNP - Coach's decision														
FDU	12/7/19	1	0-0	.000	0-0	.000	0-0	.000	0-0-0	0	0	0	0	0	0	0
GEORGIA TECH	12/14/19	DNP - Coach's decision														
vs. Utah	12/18/19	DNP - Coach's decision														
vs. Ohio State	12/21/19	DNP - Coach's decision														
LOUISVILLE	12/28/19	DNP - Coach's decision														
MISSOURI	1/4/20	DNP - Coach's decision														
at Georgia	1/7/20	DNP - Coach's decision														
ALABAMA	1/11/20	DNP - Coach's decision														
at South Carolina	1/15/20	DNP - Coach's decision														
at Arkansas	1/18/20	DNP - Coach's decision														
GEORGIA	1/21/20	DNP - Coach's decision														
at Texas Tech	1/25/20	DNP - Coach's decision														
VANDERBILT	1/29/20	DNP - Coach's decision														
at Auburn	2/1/20	DNP - Coach's decision														
MISSISSIPPI ST.	2/4/20	DNP - Coach's decision														
at Tennessee	2/8/20	DNP - Coach's decision														
at Vanderbilt	2/11/20	DNP - Coach's decision														
OLE MISS	2/15/20	DNP - Coach's decision														
at LSU	2/18/20	DNP - Coach's decision														
FLORIDA	2/22/20	DNP - Coach's decision														
at Texas A&M	2/25/20	DNP - Coach's decision														
AUBURN	2/29/20	DNP - Coach's decision														
TENNESSEE	3/3/20	DNP - Coach's decision														

## Career Statistics

Year	GP-GS	Min-Avg	FG-FGA	Pct	3FG-FGA	Pct	FT-FTA	Pct	Off-Def-Tot-Avg	PF-FO	Ast	TO	Blk	Stl	Pts	Avg
2019-20	4-0	3-0.8	0-0	.000	0-0	.000	0-0	.000	0-0-0-0.0	0-0	0	1	0	0	0	0.0
<b>TOTAL</b>	<b>4-0</b>	<b>3-0.8</b>	<b>0-0</b>	<b>.000</b>	<b>0-0</b>	<b>.000</b>	<b>0-0</b>	<b>.000</b>	<b>0-0-0-0.0</b>	<b>0-0</b>	<b>0</b>	<b>1</b>	<b>0</b>	<b>0</b>	<b>0</b>	<b>0.0</b>



















**THE STAT CREW SYSTEM**  
**#6/6 Kentucky Combined Team Statistics (as of Mar 04, 2020)**  
**All games**



RECORD:	OVERALL	HOME	AWAY	NEUTRAL
ALL GAMES	24-6	16-2	7-2	1-2
CONFERENCE	14-3	8-1	6-2	0-0
NON-CONFERENCE	10-3	8-1	1-0	1-2

#	Player	gp-gs	min	avg	Total		3-Point		F-Throw		Rebounds			pf	dq	a	to	blk	stl	pts	avg	
					fg-fga	fg%	3fg-fga	3fg%	ft-fa	ft%	off	def	tot									avg
05	Quickley, Immanuel	29-19	966	33.3	133-324	.410	60-143	.420	144-156	.923	15	109	124	4.3	65	2	56	45	4	27	470	16.2
03	Maxeys, Tyrese	30-27	1030	34.3	149-340	.438	32-110	.291	96-116	.828	11	117	128	4.3	73	1	91	66	12	26	426	14.2
04	Richards, Nick	30-29	888	29.6	155-235	.660	0-0	.000	106-140	.757	77	157	234	7.8	95	3	7	46	66	3	416	13.9
00	Hagans, Ashton	30-29	995	33.2	107-265	.404	16-62	.258	115-142	.810	7	110	117	3.9	78	4	191	103	6	58	345	11.5
23	Montgomery, EJ	27-24	648	24.0	69-133	.519	1-6	.167	28-42	.667	48	101	149	5.5	77	3	17	28	31	12	167	6.2
01	Sestina, Nate	27-7	527	19.5	53-116	.457	21-52	.404	25-34	.735	35	65	100	3.7	71	2	23	20	16	11	152	5.6
12	Brooks Jr., Keion	30-5	443	14.8	54-118	.458	3-17	.176	17-27	.630	31	65	96	3.2	43	0	6	25	13	9	128	4.3
02	Whitney, Kahlil	18-8	231	12.8	23-62	.371	4-16	.250	10-23	.435	14	17	31	1.7	23	1	8	15	3	5	60	3.3
10	Juzang, Johnny	27-2	315	11.7	25-71	.352	12-39	.308	10-12	.833	12	40	52	1.9	27	0	7	14	2	5	72	2.7
33	Jordan, Ben	2-0	1	0.5	0-1	.000	0-0	.000	0-0	.000	0	0	0	0.0	0	0	0	0	0	0	0	0.0
13	Welch, Riley	4-0	3	0.8	0-1	.000	0-0	.000	0-0	.000	0	0	0	0.0	0	0	0	0	0	2	0	0.0
14	Canada, Brennan	4-0	3	0.8	0-0	.000	0-0	.000	0-0	.000	0	0	0	0.0	0	0	0	1	0	0	0	0.0
Team											36	39	75				15					
Total.....		30	6050		768-1666	.461	149-445	.335	551-692	.796	286	820	1106	36.9	552	16	406	378	153	158	2236	74.5
Opponents.....		30	6038		691-1767	.391	206-680	.303	388-566	.686	327	656	983	32.8	593	-	320	360	94	152	1976	65.9

TEAM STATISTICS	UK	OPP	Date	Opponent	Score	Att.			
SCORING	2236	1976	1	11/5/19	vs #1/1 Michigan State	w 69-62	19812		
Points per game	74.5	65.9		11/8/19	EASTERN KENTUCKY	w 91-49	20163		
Scoring margin	+8.7	-		11/12/19	EVANSVILLE	L 64-67	19101		
FIELD GOALS-ATT	768-1666	691-1767	2	11/18/19	UTAH VALLEY	w 82-74	18859		
Field goal pct	.461	.391	2	11/22/19	MOUNT ST. MARY'S	w 82-62	20351		
3 POINT FG-ATT	149-445	206-680	2	11/24/19	LAMAR UNIVERSITY	w 81-56	20048		
3-point FG pct	.335	.303	2	11/29/19	UAB	w 69-58	20401		
3-pt FG made per game	5.0	6.9		12/7/19	FAIRLEIGH DICKINSON	w 83-52	20080		
FREE THROWS-ATT	551-692	388-566		12/14/19	GEORGIA TECH	w 67-53	20111		
Free throw pct	.796	.686	3	12/18/19	vs Utah	L 66-69	5507		
F-Throws made per game	18.4	12.9	4	12/21/19	vs #5/4 Ohio State	L 65-71	12740		
REBOUNDS	1106	983		12/28/19	#3/4 LOUISVILLE	wot 78-70	20437		
Rebounds per game	36.9	32.8	*	1/4/20	MISSOURI	w 71-59	20396		
Rebounding margin	+4.1	-	*	1/7/20	at NR/RV Georgia	w 78-69	10523		
ASSISTS	406	320	*	1/11/20	ALABAMA	w 76-67	20407		
Assists per game	13.5	10.7	*	1/15/20	at South Carolina	L 78-81	18000		
TURNOVERS	378	360	*	1/28/20	at RV/RV Arkansas	w 73-66	19200		
Turnovers per game	12.6	12.0	*	1/21/20	GEORGIA	w 89-79	20135		
Turnover margin	-0.6	-	5	1/25/20	at #18/18 Texas Tech	wot 76-74	14763		
Assist/turnover ratio	1.1	0.9	*	1/29/20	VANDERBILT	w 71-62	20311		
STEALS	158	152	*	2/1/20	at #17/16 Auburn	L 66-75	9121		
Steals per game	5.3	5.1	*	2/4/20	MISSISSIPPI STATE	w 80-72	20115		
BLOCKS	153	94	*	2/8/20	at Tennessee	w 77-64	21232		
Blocks per game	5.1	3.1	*	2/11/20	at Vanderbilt	w 78-64	11598		
ATTENDANCE	362872	163946	*	2/15/20	OLE MISS	w 67-62	20417		
Home games-Avg/Game	18-20160	9-13987	*	2/18/20	at RV/RV LSU	w 79-76	13260		
Neutral site-Avg/Game	-	3-12686	*	2/22/20	RV/RV FLORIDA	w 65-59	20489		
Score by Periods	1st	2nd	OT	Totals					
#6/6 Kentucky	1055	1152	29	2236	*	2/25/20	at Texas A&M	w 69-60	8190
Opponents	897	1063	19	1979	*	2/29/20	#15/15 AUBURN	w 73-66	20638
					*	3/3/20	TENNESSEE	L 73-81	20413

\* = Conference game  
1 = State Farm Championship Classic | Madison Square Garden (New York)  
2 = BBN Showcase | Rupp Arena (Lexington, Ky.)  
3 = Neon Hoops Showcase | T-Mobile Arena (Las Vegas)  
4 = CBS Sports Classic | T-Mobile Arena (Las Vegas)  
5 = Big 12/SEC Challenge | United Supermarkets Arena (Lubbock, Texas)



**THE STAT CREW SYSTEM**  
**#6/6 Kentucky Combined Team Statistics (as of Mar 04, 2020)**  
**Conference games only**



<b>RECORD:</b>	<b>OVERALL</b>	<b>HOME</b>	<b>AWAY</b>	<b>NEUTRAL</b>
ALL GAMES	14-3	8-1	6-2	0-0
CONFERENCE	14-3	8-1	6-2	0-0
NON-CONFERENCE	0-0	0-0	0-0	0-0

#	Player	gp-gs	min	avg	Total		3-Point		F-Throw		Rebounds			pf	dq	a	to	blk	stl	pts	avg			
					fg-fga	fg%	3fg-fga	3fg%	ft-fta	ft%	off	def	tot									avg		
05	Quickley, Immanuel	17-13	614	36.1	87-206	.422	42-90	.467	104-113	.920	7	73	80	4.7	42	2	34	23	3	17	320	18.8		
03	Maxeey, Tyrese	17-17	596	35.1	92-202	.455	16-56	.286	48-59	.814	7	66	73	4.3	38	0	53	35	9	17	248	14.6		
04	Richards, Nick	17-17	502	29.5	91-142	.641	0-0	.000	65-85	.765	44	90	134	7.9	55	2	2	28	36	0	247	14.5		
00	Hagans, Ashton	17-16	561	33.0	55-153	.359	8-36	.222	60-77	.779	3	64	67	3.9	51	4	96	61	4	30	178	10.5		
23	Montgomery, EJ	17-16	409	24.1	33-64	.516	0-1	.000	22-31	.710	31	61	92	5.4	53	3	11	20	21	10	88	5.2		
01	Sestina, Nate	17-1	281	16.5	29-65	.446	11-26	.423	8-15	.533	19	27	46	2.7	41	0	10	10	11	7	77	4.5		
10	Juzang, Johnny	14-1	178	12.7	17-41	.415	9-23	.391	4-6	.667	7	20	27	1.9	14	0	4	8	2	1	47	3.4		
12	Brooks Jr., Keion	17-4	218	12.8	24-50	.480	0-4	.000	7-10	.700	17	37	54	3.2	29	0	0	12	8	5	55	3.2		
02	Whitney, Kahlil	6-0	41	6.8	1-9	.111	0-3	.000	1-4	.250	1	2	3	0.5	5	0	1	1	1	0	3	0.5		
Team											24	21	45											
Total.....		17	3400		429-932	.460	86-239	.360	319-400	.798	160	461	621	36.5	328	11	211	209	95	87	1263	74.3		
Opponents.....		17	3388		394-1005	.392	119-382	.312	252-363	.694	207	377	584	34.4	346	-	173	185	58	93	1159	68.2		

TEAM STATISTICS	UK	OPP	Date	Opponent	Score	Att.
SCORING	1263	1159	* 1/4/20	MISSOURI	w 71-59	20396
Points per game	74.3	68.2	* 1/7/20	at NR/RV Georgia	w 78-69	10523
Scoring margin	+6.1	-	* 1/11/20	ALABAMA	w 76-67	20407
FIELD GOALS-ATT	429-932	394-1005	* 1/15/20	at South Carolina	L 78-81	18000
Field goal pct	.460	.392	* 1/28/20	at RV/RV Arkansas	w 73-66	19200
3 POINT FG-ATT	86-239	119-382	* 1/21/20	GEORGIA	w 89-79	20135
3-point FG pct	.360	.312	* 1/29/20	VANDERBILT	w 71-62	20311
3-pt FG made per game	5.1	7.0	* 2/1/20	at #17/16 Auburn	L 66-75	9121
FREE THROWS-ATT	319-400	252-363	* 2/4/20	MISSISSIPPI STATE	w 80-72	20115
Free throw pct	.798	.694	* 2/8/20	at Tennessee	w 77-64	21232
F-Throws made per game	18.8	14.8	* 2/11/20	at Vanderbilt	w 78-64	11598
REBOUNDS	621	584	* 2/15/20	OLE MISS	w 67-62	20417
Rebounds per game	36.5	34.4	* 2/18/20	at RV/RV LSU	w 79-76	13260
Rebounding margin	+2.2	-	* 2/22/20	RV/RV FLORIDA	w 65-59	20489
ASSISTS	211	173	* 2/25/20	at Texas A&M	w 69-60	8190
Assists per game	12.4	10.2	* 2/29/20	#15/15 AUBURN	w 73-66	20638
TURNOVERS	209	185	* 3/3/20	TENNESSEE	L 73-81	20413
Turnovers per game	12.3	10.9				
Turnover margin	-1.4	-	* = Conference game			
Assist/turnover ratio	1.0	0.9	1 = State Farm Championship Classic   Madison Squire Garden (New York)			
STEALS	87	93	2 = BBN Showcase   Rupp Arena (Lexington, Ky.)			
Steals per game	5.1	5.5	3 = Neon Hoops Showcase   T-Mobile Arena (Las Vegas)			
BLOCKS	95	58	4 = CBS Sports Classic   T-Mobile Arena (Las Vegas)			
Blocks per game	5.6	3.4	5 = Big 12/SEC Challenge   United Supermarkets Arena (Lubbock, Texas)			
ATTENDANCE	183321	111124				
Home games-Avg/Game	9-20369	8-13890				
Neutral site-Avg/Game	-	0-0				

Score by Periods	1st	2nd	Totals
#6/6 Kentucky	578	685	1263
Opponents	524	638	1162



**THE STAT CREW SYSTEM**  
 #6/6 Kentucky Team Game-by-Game Comparison (as of Mar 04, 2020)  
**All games**



Opponent	1st	2nd	Score	Mar	Total FG	FG Pct	3-Pointers	3FG Pct	Free Throws	FT Pct	Rebounds	Assist	T/Over	Block	Steal	Fouls	
#1/1 Michigan State	34/24	35/38	69-62	+7	19-50/22-56	.380/.393	6-18/5-26	.333/.192	25-32/13-18	.781/.722	30/30	-	9/14	10/16	3/2	4/4	20/22
EASTERN KENTUCKY	46/25	45/24	91-49	+42	34-62/16-64	.548/.250	2-14/8-33	.143/.242	21-32/9-11	.656/.818	54/25	+29	17/7	18/21	6/0	8/10	13/21
EVANSVILLE	30/34	34/33	64-67	(3)	20-54/23-60	.370/.383	4-17/9-30	.235/.300	20-25/12-13	.800/.923	35/38	(3)	6/10	13/14	2/0	6/2	18/18
UTAH VALLEY	35/27	47/47	82-74	+8	25-57/26-64	.439/.406	1-12/11-31	.083/.355	31-34/11-18	.912/.611	46/27	+19	11/14	14/7	2/5	2/4	13/24
MOUNT ST. MARY'S	39/34	43/28	82-62	+20	30-55/22-61	.545/.361	6-15/5-24	.400/.208	16-18/13-18	.889/.722	35/31	+4	21/8	12/10	3/2	4/5	14/18
LAMAR UNIVERSITY	41/21	40/35	81-56	+25	29-57/21-64	.509/.328	10-22/7-17	.455/.412	13-19/7-15	.684/.467	41/34	+7	19/8	11/10	13/2	6/6	14/16
UAB	38/25	31/33	69-58	+11	26-55/24-58	.473/.414	5-15/8-16	.333/.500	12-16/2-5	.750/.400	39/26	+13	19/11	12/12	3/3	2/3	13/18
FAIRLEIGH DICKINSON	43/23	40/29	83-52	+31	32-62/21-65	.516/.323	2-11/5-24	.182/.208	17-19/5-6	.895/.833	42/33	+9	20/8	9/13	4/7	6/2	14/15
GEORGIA TECH	36/30	31/23	67-53	+14	24-51/23-53	.471/.434	4-12/5-17	.333/.294	15-18/2-6	.833/.333	34/25	+9	18/11	16/17	5/4	8/5	13/18
Utah	31/35	35/34	66-69	(3)	26-63/23-42	.413/.548	2-17/8-15	.118/.533	12-16/15-23	.750/.652	31/31	-	14/15	12/17	3/1	7/2	22/19
#5/4 Ohio State	36/37	29/34	65-71	(6)	25-59/22-44	.424/.500	7-23/6-19	.304/.316	8-13/21-27	.615/.778	25/33	(8)	17/15	11/14	3/7	7/5	25/16
#3/4 LOUISVILLE	32/24	29/37	78-70	+8	25-54/27-67	.463/.403	7-15/7-27	.467/.259	21-25/9-20	.840/.450	35/34	+1	12/12	11/11	5/0	5/5	22/25
MISSOURI	31/26	40/33	71-59	+12	20-48/21-58	.417/.362	4-16/6-18	.250/.333	27-30/11-17	.900/.647	36/31	+5	13/7	13/11	8/4	3/8	19/28
NR/RV Georgia	31/37	47/32	78-69	+9	31-62/24-57	.500/.421	6-12/5-23	.500/.217	10-20/16-23	.500/.696	41/35	+6	18/11	12/14	6/2	7/8	19/21
ALABAMA	45/35	31/32	76-67	+9	28-63/28-76	.444/.368	9-15/4-21	.600/.190	11-17/7-12	.647/.583	44/44	-	15/14	14/8	8/6	5/3	13/14
South Carolina	33/25	45/56	78-81	(3)	24-55/29-73	.436/.397	5-15/7-19	.333/.368	25-36/16-30	.694/.533	41/43	(2)	10/13	15/9	6/3	5/5	26/28
RV/RV Arkansas	36/27	37/39	73-66	+7	24-54/19-57	.444/.333	5-14/8-26	.357/.308	20-27/20-30	.741/.667	47/29	+18	12/8	16/11	5/5	5/8	24/22
GEORGIA	41/35	48/44	89-79	+10	31-59/27-62	.525/.435	1-9/6-25	.111/.240	26-33/19-23	.788/.826	38/31	+7	15/12	11/12	8/1	6/5	19/24
#18/18 Texas Tech	36/34	28/30	76-74	+2	24-55/27-64	.436/.422	7-15/3-19	.467/.158	21-25/17-23	.840/.739	38/32	+6	12/14	20/13	6/3	6/6	23/17
VANDERBILT	28/35	43/27	71-62	+9	26-56/21-54	.464/.389	3-10/9-26	.300/.346	16-19/11-16	.842/.688	37/29	+8	13/8	11/12	3/5	4/5	16/19
#17/16 Auburn	35/34	31/41	66-75	(9)	20-49/18-51	.408/.353	6-16/6-23	.375/.261	20-24/33-44	.833/.750	28/42	(14)	8/9	12/7	6/2	0/7	29/19
MISSISSIPPI STATE	31/23	49/49	80-72	+8	24-54/25-68	.444/.368	1-10/5-16	.100/.313	31-36/17-21	.861/.810	37/40	(3)	14/5	8/10	2/4	7/2	14/25
Tennessee	37/30	40/34	77-64	+13	25-46/19-55	.543/.345	5-10/7-26	.500/.269	22-25/19-24	.880/.792	33/29	+4	10/12	14/8	3/6	6/5	21/20
Vanderbilt	27/36	51/28	78-64	+14	28-59/22-59	.475/.373	6-9/11-28	.667/.393	16-19/9-17	.842/.529	43/32	+11	12/13	9/7	12/4	5/3	19/19
OLE MISS	25/27	42/35	67-62	+5	23-59/24-60	.390/.400	2-22/6-17	.091/.353	19-24/8-11	.792/.727	41/33	+8	8/3	11/11	4/4	3/9	16/19
RV/RV LSU	29/28	50/48	79-76	+3	29-61/26-66	.475/.394	9-18/7-20	.500/.350	12-16/17-24	.750/.708	33/45	(12)	15/11	12/12	11/3	5/6	17/16
RV/RV FLORIDA	31/31	34/28	65-59	+6	25-53/22-51	.472/.431	5-15/6-23	.333/.261	10-10/9-14	1000/.643	27/30	(3)	11/10	13/16	2/2	8/8	15/15
Texas A&M	36/27	33/33	69-60	+9	24-46/20-48	.522/.417	11-22/10-22	.500/.455	10-11/10-14	.909/.714	31/23	+8	17/13	17/13	5/2	5/3	18/16
#15/15 AUBURN	40/37	33/29	73-66	+7	22-52/21-57	.423/.368	2-13/8-31	.154/.258	27-33/13-22	.818/.591	38/37	+1	11/10	7/9	2/3	7/3	23/23
TENNESSEE	42/31	31/50	73-81	(8)	25-56/28-53	.446/.528	6-13/8-18	.462/.444	17-20/17-21	.850/.810	26/31	(5)	9/14	14/15	4/2	6/5	20/18

Note: Game totals are displayed in the format TEAM/OPPONENT for each category



THE STAT CREW SYSTEM  
 #6/6 Kentucky Player High/Low Analysis (as of Mar 04, 2020)  
 All games



#6/6 Kentucky - INDIVIDUAL GAME HIGHS

Points	30		Quickley, Immanuel at Texas A&M (2/25/20)
	27		Richards, Nick vs Mississippi State (2/4/20)
	27		Maxey, Tyrese vs #3/4 Louisville (12/28/19)
	26		Quickley, Immanuel vs RV/RV Florida (2/22/20)
	26		Hagans, Ashton vs Utah Valley (11/18/19)
	26		Maxey, Tyrese vs #1/1 Michigan State (11/5/19)
Field Goals Made	12		Montgomery, EJ vs Fairleigh Dickinson (12/7/19)
	11		Quickley, Immanuel at Texas A&M (2/25/20)
Field Goal Att.	19		Quickley, Immanuel at Texas A&M (2/25/20)
	17		Quickley, Immanuel vs RV/RV Florida (2/22/20)
	17		Maxey, Tyrese at Vanderbilt (2/11/20)
	17		Quickley, Immanuel at #18/18 Texas Tech (1/25/20)
	17		Hagans, Ashton vs Georgia (1/21/20)
	17		Maxey, Tyrese vs Alabama (1/11/20)
FG Pct (min 5 made)	1.000	(7-7)	Richards, Nick vs UAB (11/29/19)
	1.000	(5-5)	Richards, Nick vs #15/15 Auburn (2/29/20)
	1.000	(5-5)	Richards, Nick at Tennessee (2/8/20)
3-Point FG Made	8		Quickley, Immanuel at Texas A&M (2/25/20)
	5		Quickley, Immanuel vs Alabama (1/11/20)
	5		Sestina, Nate vs #5/4 Ohio State (12/21/19)
3-Point FG Att.	12		Quickley, Immanuel at Texas A&M (2/25/20)
	8		Quickley, Immanuel vs Ole Miss (2/15/20)
	8		Quickley, Immanuel at #18/18 Texas Tech (1/25/20)
	8		Quickley, Immanuel vs Missouri (1/4/20)
	8		Sestina, Nate vs #5/4 Ohio State (12/21/19)
3-Pt FG Pct (min 2 made)	1.000	(3-3)	Juzang, Johnny at Tennessee (2/8/20)
	1.000	(3-3)	Quickley, Immanuel at NR/RV Georgia (1/7/20)
	1.000	(2-2)	Juzang, Johnny vs Tennessee (3/3/20)
	1.000	(2-2)	Maxey, Tyrese at South Carolina (1/15/20)
Free Throws Made	14		Quickley, Immanuel vs Mississippi State (2/4/20)
	13		Richards, Nick vs Mississippi State (2/4/20)
Free Throw Att.	15		Richards, Nick vs Mississippi State (2/4/20)
	14		Quickley, Immanuel vs Mississippi State (2/4/20)
	14		Richards, Nick at #18/18 Texas Tech (1/25/20)
FT Pct (min 3 made)	1.000	(14-14)	Quickley, Immanuel vs Mississippi State (2/4/20)
	1.000	(12-12)	Hagans, Ashton vs Utah Valley (11/18/19)
	1.000	(11-11)	Quickley, Immanuel vs #15/15 Auburn (2/29/20)
	1.000	(9-9)	Quickley, Immanuel vs Missouri (1/4/20)
	1.000	(8-8)	Quickley, Immanuel vs #3/4 Louisville (12/28/19)
	1.000	(7-7)	Quickley, Immanuel at Vanderbilt (2/11/20)
	1.000	(7-7)	Hagans, Ashton vs Fairleigh Dickinson (12/7/19)
	1.000	(7-7)	Quickley, Immanuel vs Eastern Kentucky (11/8/19)
	1.000	(6-6)	Quickley, Immanuel vs RV/RV Florida (2/22/20)
	1.000	(6-6)	Hagans, Ashton at Tennessee (2/8/20)
	1.000	(6-6)	Richards, Nick vs Georgia (1/21/20)
	1.000	(6-6)	Maxey, Tyrese vs Georgia Tech (12/14/19)
	1.000	(6-6)	Hagans, Ashton vs Mount St. Mary's (11/22/19)
	1.000	(5-5)	Hagans, Ashton at Texas A&M (2/25/20)
	1.000	(5-5)	Quickley, Immanuel vs Vanderbilt (1/29/20)
	1.000	(5-5)	Maxey, Tyrese vs Georgia (1/21/20)
	1.000	(5-5)	Richards, Nick vs Utah Valley (11/18/19)
	1.000	(5-5)	Quickley, Immanuel vs Evansville (11/12/19)
	1.000	(5-5)	Sestina, Nate vs Evansville (11/12/19)

	1.000	(5-5)	Maxey, Tyrese vs Eastern Kentucky (11/8/19)
	1.000	(5-5)	Hagans, Ashton vs #1/1 Michigan State (11/5/19)
	1.000	(4-4)	Montgomery, EJ at Vanderbilt (2/11/20)
	1.000	(4-4)	Sestina, Nate vs Missouri (1/4/20)
	1.000	(4-4)	Hagans, Ashton vs Lamar University (11/24/19)
	1.000	(4-4)	Juzang, Johnny vs Utah Valley (11/18/19)
	1.000	(4-4)	Sestina, Nate vs Utah Valley (11/18/19)
	1.000	(3-3)	Quickley, Immanuel vs Tennessee (3/3/20)
	1.000	(3-3)	Maxey, Tyrese vs Tennessee (3/3/20)
	1.000	(3-3)	Maxey, Tyrese vs RV/RV Florida (2/22/20)
	1.000	(3-3)	Maxey, Tyrese at #18/18 Texas Tech (1/25/20)
	1.000	(3-3)	Richards, Nick vs Utah (12/18/19)
	1.000	(3-3)	Sestina, Nate vs Mount St. Mary's (11/22/19)
Rebounds	14		Richards, Nick at #18/18 Texas Tech (1/25/20)
	13		Richards, Nick vs Lamar University (11/24/19)
Assists	12		Hagans, Ashton vs UAB (11/29/19)
	11		Hagans, Ashton vs Fairleigh Dickinson (12/7/19)
Steals	4		Hagans, Ashton vs Georgia (1/21/20)
	4		Hagans, Ashton at NR/RV Georgia (1/7/20)
	4		Hagans, Ashton vs Utah (12/18/19)
Blocked Shots	7		Richards, Nick vs Lamar University (11/24/19)
	6		Richards, Nick at RV/RV LSU (2/18/20)
Turnovers	6		Hagans, Ashton vs RV/RV Florida (2/22/20)
	6		Hagans, Ashton at #17/16 Auburn (2/1/20)
	6		Quickley, Immanuel at #18/18 Texas Tech (1/25/20)
	6		Hagans, Ashton vs Georgia Tech (12/14/19)
	6		Hagans, Ashton vs Utah Valley (11/18/19)
Fouls	5		Hagans, Ashton vs Ole Miss (2/15/20)
	5		Montgomery, EJ vs Ole Miss (2/15/20)
	5		Richards, Nick at Vanderbilt (2/11/20)
	5		Quickley, Immanuel at #17/16 Auburn (2/1/20)
	5		Hagans, Ashton at #17/16 Auburn (2/1/20)
	5		Sestina, Nate at #18/18 Texas Tech (1/25/20)
	5		Quickley, Immanuel vs Georgia (1/21/20)
	5		Hagans, Ashton at RV/RV Arkansas (1/28/20)
	5		Montgomery, EJ at RV/RV Arkansas (1/28/20)
	5		Hagans, Ashton at South Carolina (1/15/20)
	5		Montgomery, EJ at South Carolina (1/15/20)
	5		Richards, Nick vs Missouri (1/4/20)
	5		Sestina, Nate vs #3/4 Louisville (12/28/19)
	5		Maxey, Tyrese vs #5/4 Ohio State (12/21/19)
	5		Whitney, Kahlil vs Utah (12/18/19)
	5		Richards, Nick vs #1/1 Michigan State (11/5/19)
Minutes	43		Hagans, Ashton at #18/18 Texas Tech (1/25/20)
	43		Hagans, Ashton vs #3/4 Louisville (12/28/19)
	42		Quickley, Immanuel at #18/18 Texas Tech (1/25/20)
	41		Maxey, Tyrese vs #3/4 Louisville (12/28/19)
	40		Quickley, Immanuel vs #15/15 Auburn (2/29/20)
	40		Quickley, Immanuel at RV/RV Arkansas (1/28/20)



THE STAT CREW SYSTEM  
 #6/6 Kentucky Opponent High/Low Analysis (as of Mar 04, 2020)  
 All games



OPPONENT INDIVIDUAL GAME HIGHS

Points	27		John Fulkerson vs Tennessee (3/3/20)
	26		COUISNARD, Jermaine at South Carolina (1/15/20)
	25		Timmy Allen vs Utah (12/18/19)
	23		Samir Doughty at #17/16 Auburn (2/1/20)
	23		Anthony Edwards at NR/RV Georgia (1/7/20)
Field Goals Made	10		John Fulkerson vs Tennessee (3/3/20)
	9		COUISNARD, Jermaine at South Carolina (1/15/20)
Field Goal Att.	22		COUISNARD, Jermaine at South Carolina (1/15/20)
	20		Herbert Jones vs Alabama (1/11/20)
FG Pct (min 5 made)	1.000	(6-6)	Tye Fagan vs Georgia (1/21/20)
	.833	(5-6)	D.J. Carton vs #5/4 Ohio State (12/21/19)
3-Point FG Made	5		Savion Flagg at Texas A&M (2/25/20)
	5		Davion Buster vs Lamar University (11/24/19)
	5		TJ Washington vs Utah Valley (11/18/19)
3-Point FG Att.	12		TJ Washington vs Utah Valley (11/18/19)
	11		Santiago Vescovi at Tennessee (2/8/20)
	11		Isaiah Joe at RV/RV Arkansas (1/28/20)
	11		Davion Buster vs Lamar University (11/24/19)
3-Pt FG Pct (min 2 made)	1.000	(3-3)	Yves Pons vs Tennessee (3/3/20)
	1.000	(3-3)	Charles Manning, Jr. at RV/RV LSU (2/18/20)
	1.000	(2-2)	K.J. Riley vs Evansville (11/12/19)
Free Throws Made	14		Samir Doughty at #17/16 Auburn (2/1/20)
	10		John Fulkerson at Tennessee (2/8/20)
	10		Cassius Winston vs #1/1 Michigan State (11/5/19)
Free Throw Att.	15		Samir Doughty at #17/16 Auburn (2/1/20)
	12		John Fulkerson at Tennessee (2/8/20)
	12		Isaac Okoro at #17/16 Auburn (2/1/20)
	12		Mason Jones at RV/RV Arkansas (1/28/20)
	12		Timmy Allen vs Utah (12/18/19)
FT Pct (min 3 made)	1.000	(8-8)	Jimmy Whitt Jr. at RV/RV Arkansas (1/28/20)
	1.000	(8-8)	K.J. Riley vs Evansville (11/12/19)
	1.000	(7-7)	John Fulkerson vs Tennessee (3/3/20)
	1.000	(5-5)	Nick Weatherspoon vs Mississippi State (2/4/20)
	1.000	(4-4)	Kerry Blackshear vs RV/RV Florida (2/22/20)
	1.000	(4-4)	Santiago Vescovi at Tennessee (2/8/20)
	1.000	(4-4)	Saben Lee vs Vanderbilt (1/29/20)
	1.000	(4-4)	Terrence Shannon, J at #18/18 Texas Tech (1/25/20)
	1.000	(4-4)	Tyree Crump vs Georgia (1/21/20)
	1.000	(4-4)	Kyle Young vs #5/4 Ohio State (12/21/19)
	1.000	(4-4)	D.J. Carton vs #5/4 Ohio State (12/21/19)
	1.000	(4-4)	Brandon Leftwich vs Mount St. Mary's (11/22/19)
	1.000	(4-4)	Damian Chong Qui vs Mount St. Mary's (11/22/19)
	1.000	(4-4)	Trey Woodbury vs Utah Valley (11/18/19)
	1.000	(3-3)	Jeremiah Tilmon vs Missouri (1/4/20)
	1.000	(3-3)	E.J. Liddell vs #5/4 Ohio State (12/21/19)
	1.000	(3-3)	Ty TAYLOR vs Eastern Kentucky (11/8/19)
Rebounds	13		Avery Sullivan vs Lamar University (11/24/19)
	12		Austin Wiley vs #15/15 Auburn (2/29/20)
Assists	7		Javonte Smart at RV/RV LSU (2/18/20)
	6		Andrew Nembhard vs RV/RV Florida (2/22/20)
	6		Rylan Jones vs Utah (12/18/19)
Steals	4		Dru Smith vs Missouri (1/4/20)
	3		Devontae Shuler vs Ole Miss (2/15/20)

	3	Adrio Bailey at RV/RV Arkansas (1/28/20)
	3	Sahvir Wheeler at NR/RV Georgia (1/7/20)
	3	Jordan Harris at NR/RV Georgia (1/7/20)
	3	Davion Buster vs Lamar University (11/24/19)
Blocked Shots	5	Dylan Disu vs Vanderbilt (1/29/20)
	4	Yves Pons at Tennessee (2/8/20)
	4	Abdul Ado vs Mississippi State (2/4/20)
	4	John Petty Jr. vs Alabama (1/11/20)
Turnovers	9	Jomaru Brown vs Eastern Kentucky (11/8/19)
	6	Sam Cunliffe vs Evansville (11/12/19)
Fouls	5	Khadim Sy vs Ole Miss (2/15/20)
	5	Reggie Perry vs Mississippi State (2/4/20)
	5	D.J. Stewart Jr. vs Mississippi State (2/4/20)
	5	TJ Holyfield at #18/18 Texas Tech (1/25/20)
	5	Anthony Edwards vs Georgia (1/21/20)
	5	Mason Jones at RV/RV Arkansas (1/28/20)
	5	Desi Sills at RV/RV Arkansas (1/28/20)
	5	KOTSAR, Maik at South Carolina (1/15/20)
	5	MINAYA, Justin at South Carolina (1/15/20)
	5	Rayshaun Hammonds at NR/RV Georgia (1/7/20)
	5	Mitchell Smith vs Missouri (1/4/20)
	5	Kaleb Wesson vs #5/4 Ohio State (12/21/19)
	5	James Banks III vs Georgia Tech (12/14/19)
	5	Kassim Nicholson vs UAB (11/29/19)
	5	Chidozie Collin Nnam vs Mount St. Mary's (11/22/19)



**THE STAT CREW SYSTEM**  
**#6/6 Kentucky Other Metrics (as of Mar 04, 2020)**  
**All games**



#	Player	Min	AST%	EFG%	TS%	Usg%	DRB%	ORB%	TRB%
12	Brooks Jr., Keion	443	2.6	.470	.493	18.0	15.5	9.0	12.6
14	Canada, Brennan	3	0.0	.000	.000	17.2	0.0	0.0	0.0
00	Hagans, Ashton	995	36.4	.434	.527	22.3	11.7	0.9	6.8
33	Jordan, Ben	1	0.0	.000	.000	51.5	0.0	0.0	0.0
10	Juzang, Johnny	315	4.0	.437	.472	14.8	13.4	4.9	9.6
03	Maxey, Tyrese	1030	18.0	.485	.545	22.9	12.0	1.4	7.2
23	Montgomery, EJ	648	5.0	.523	.551	14.3	16.4	9.5	13.3
05	Quickley, Immanuel	966	11.7	.503	.599	23.3	11.9	2.0	7.4
04	Richards, Nick	888	1.7	.660	.701	19.9	18.7	11.1	15.3
01	Sestina, Nate	527	8.2	.547	.580	14.8	13.0	8.5	11.0
13	Welch, Riley	3	0.0	.000	.000	17.2	0.0	0.0	0.0
02	Whitney, Kahlil	231	6.5	.403	.416	19.4	7.8	7.8	7.8

Estimated possessions: 2074.3  
 Team offensive rating (ORtg): 107.8  
 Team defensive rating (DRtg): 95.3

AST% - An estimate of the pct of teammate field goals assisted while on the floor  
 EFG% - Effective FG% (adjusts to include additional points from 3FGs)  
 TS% - True Shooting% (takes into account field goals, 3-point field goals, and free throws)  
 Usg% - An estimate of the pct of team plays used while on the floor  
 DRB% - An estimate of the pct of available defensive rebounds grabbed while on the floor  
 ORB% - An estimate of the pct of available offensive rebounds grabbed while on the floor  
 TRB% - An estimate of the pct of all available rebounds grabbed while on the floor

ORtg - Offensive rating - points scored per 100 possessions  
 DRtg - Defensive rating - points allowed per 100 possessions





**THE STAT CREW SYSTEM**  
 #6/6 Kentucky Season Box - Average per 40 Minutes (as of Mar 04, 2020)  
**All games**



##	Player	min	fgm	fga	pct	3fgm	3fga	pct	ftm	fta	pct	oreb	dreb	treb	pf	a	to	blk	stl	pts
12	Brooks Jr., Keion	40	4.9	10.7	.458	0.3	1.5	.176	1.5	2.4	.630	2.8	5.9	8.7	3.9	0.5	2.3	1.2	0.8	11.6
14	Canada, Brennan	40	0.0	0.0	.000	0.0	0.0	.000	0.0	0.0	.000	0.0	0.0	0.0	0.0	0.0	13.3	0.0	0.0	0.0
00	Hagans, Ashton	40	4.3	10.7	.404	0.6	2.5	.258	4.6	5.7	.810	0.3	4.4	4.7	3.1	7.7	4.1	0.2	2.3	13.9
33	Jordan, Ben	40	0.0	40.0	.000	0.0	0.0	.000	0.0	0.0	.000	0.0	0.0	0.0	0.0	0.0	0.0	0.0	0.0	0.0
10	Juzang, Johnny	40	3.2	9.0	.352	1.5	5.0	.308	1.3	1.5	.833	1.5	5.1	6.6	3.4	0.9	1.8	0.3	0.6	9.1
03	Maxey, Tyrese	40	5.8	13.2	.438	1.2	4.3	.291	3.7	4.5	.828	0.4	4.5	5.0	2.8	3.5	2.6	0.5	1.0	16.5
23	Montgomery, EJ	40	4.3	8.2	.519	0.1	0.4	.167	1.7	2.6	.667	3.0	6.2	9.2	4.8	1.0	1.7	1.9	0.7	10.3
05	Quickley, Immanuel	40	5.5	13.4	.410	2.5	5.9	.420	6.0	6.5	.923	0.6	4.5	5.1	2.7	2.3	1.9	0.2	1.1	19.5
04	Richards, Nick	40	7.0	10.6	.660	0.0	0.0	.000	4.8	6.3	.757	3.5	7.1	10.5	4.3	0.3	2.1	3.0	0.1	18.7
01	Sestina, Nate	40	4.0	8.8	.457	1.6	3.9	.404	1.9	2.6	.735	2.7	4.9	7.6	5.4	1.7	1.5	1.2	0.8	11.5
13	Welch, Riley	40	0.0	13.3	.000	0.0	0.0	.000	0.0	0.0	.000	0.0	0.0	0.0	0.0	0.0	0.0	0.0	26.7	0.0
02	Whitney, Kahlil	40	4.0	10.7	.371	0.7	2.8	.250	1.7	4.0	.435	2.4	2.9	5.4	4.0	1.4	2.6	0.5	0.9	10.4
	Total.....	40	25.4	55.1	.461	4.9	14.7	.335	18.2	22.9	.796	9.5	27.1	36.6	18.2	13.4	12.5	5.1	5.2	73.9
	Opponents.....	40	22.9	58.5	.391	6.8	22.5	.303	12.9	18.7	.686	10.8	21.7	32.6	19.6	10.6	11.9	3.1	5.0	65.5

Note: All statistics are pro-rated based on an average per 40-minute game.