



2020 KENTUCKY SOFTBALL | WEEK 6 | MISSISSIPPI STATE

UK Communications & PR | 338 Lexington Ave, Lexington, KY, 40506 | www.UKathletics.com
Softball Contact: Chris Shoals | Office: (859) 257-8437 | Cell: (513) 312-2489 | cmsh223@uky.edu
Twitter: @UKSoftball, @UKCoachLawson, @UKAthletics

2020 SCHEDULE/RESULTS

WILDCATS CLAW BACK INTO SEC PLAY VS. MISS. ST.

Date	Opponent	Time/Result
Feb. 7	vs. Liberty ^	W, 6-2
Feb. 7	vs. Texas State ^	W, 2-1
Feb. 8	vs. NC State ^	W, 6-2 (8)
Feb. 9	vs. #8/7 Minnesota ^	W, 7-0
Feb. 14	vs. Boise State #	W, 16-14
Feb. 14	at #23/22 Arizona State #	L, 3-2
Feb. 15	vs. Illinois State #	W, 7-1
Feb. 15	at #23/22 Arizona State #	L, 7-5 (11)
Feb. 16	vs. Detroit #	W, 15-3
Feb. 19	at Middle Tennessee State	W, 9-0 (6)
Feb. 21	vs. Georgia Tech %	W, 10-9 (8)
Feb. 21	at Samford %	W, 7-4
Feb. 22	vs. DePaul %	W, 10-1 (5)
Feb. 22	vs. Georgia Tech %	L, 7-1
Feb. 23	vs. DePaul %	W, 9-0 (6)
Feb. 28	vs. Loyola Chicago &	W, 10-2 (6)
Feb. 28	vs. Florida International &	W, 17-1
Feb. 29	vs. Western Michigan &	W, 13-0
Feb. 29	vs. Detroit &	W, 22-0
March 1	vs. Dartmouth &	W, 4-0
March 7	TEXAS A&M*	W, 11-9
March 8	TEXAS A&M* [SEC Network]	L, 6-3
March 9	TEXAS A&M* [SEC Network]	W, 9-8
March 11	MARSHALL	W, 16-15
March 13	at #21/22 Mississippi State*	7 p.m. ET
March 14	at #21/22 Mississippi State*	2 p.m. ET
March 15	at #21/22 Mississippi State*	1 p.m. ET
March 17	NORTHERN KENTUCKY	6 p.m. ET
March 18	at Miami (OH)	5 p.m. ET
March 20	FLORIDA*	6 p.m. ET
March 21	FLORIDA*	2 p.m. ET
March 22	FLORIDA*	1 p.m. ET
March 25	at Western Kentucky	7 p.m. ET
March 27	TENNESSEE*	6 p.m. ET
March 28	TENNESSEE*	2 p.m. ET
March 29	TENNESSEE*	1 p.m. ET
April 1	at Ohio State	6 p.m. ET
April 4	at Georgia*	6 p.m. ET
April 5	at Georgia* [SEC Network]	7 p.m. ET
April 6	at Georgia* [SEC Network]	7 p.m. ET
April 8	MOREHEAD STATE	6:30 p.m. ET
April 10	at Oklahoma	7:30 p.m. ET
April 11	at Oklahoma	1 p.m. ET
April 17	at Missouri*	8 p.m. ET
April 18	at Missouri [SEC Network]	4 p.m. ET
April 19	at Missouri*	3 p.m. ET
April 22	at Eastern Kentucky	6:30 p.m. ET
April 24	ARKANSAS* [ESPNU]	6 p.m. ET
April 25	ARKANSAS*	Noon ET
April 26	ARKANSAS* [SEC Network]	1 p.m. ET
April 29	LOUISVILLE [SEC Network]	7 p.m. ET
May 1	at Ole Miss*	7 p.m. ET
May 2	at Ole Miss* [SEC Network Wild Card]	5 p.m. ET
May 3	at Ole Miss* [SECN Bases Loaded]	1 p.m. ET
May 6-9	2020 SEC Tournament	Tuscaloosa, Ala.
May 14-17	NCAA Regionals	Campus Sites
May 21-24	NCAA Super Regionals	Campus Sites
May 28-June 3	2020 Women's College World Series // OKC	

Following a comeback that few - if any - saw coming, the No. 11/11 Kentucky Wildcats will head south to Starkville, Mississippi this weekend to face off against the No. 21/22 Mississippi State Bulldogs for a top-25 showdown at Nusz Park.

Kentucky was trailing Marshall by 11 runs going into the fourth inning, and somehow pulled off the win by scoring the final 12 runs of the game, including six runs in the bottom of the sixth inning to win the game and improve the Wildcats' record to 20-4 on the year, the best 24-game start by record in program history.

The Bulldogs will be the third ranked team that Kentucky has faced this season, and second team that the Wildcats will play on the road in true road games (2 - ASU). The series at Nusz Park will run Friday through Sunday, and will follow the Southeastern Conference protocol announced by Greg Sankey on Wednesday as only essential staff and family will be allowed into the ballpark.

All three games of the series will be shown on the SEC Network+ and the ESPN app. Live stats are available through the Mississippi State athletic's website.

Kentucky is 29-30 all-time against the Bulldogs, having won the past four games in a row, dating back to 2017. In 2017, which was UK's last visit to Starkville, the Wildcats lost the series 2-1, winning Sunday's game in 11 innings to salvage a game.



(21/22) MISSISSIPPI STATE BULLDOGS

2020 Record: 25-3, 0-0 SEC
Ranking: 21 (USA Today/NFCA) | 22 (ESPN.com/USA Softball) | Final 2019 NCAA RPI: 20
Coach: Samantha Ricketts (Oklahoma, 2009)
At Mississippi State: 25-3 (1st year)
Career: Same



(11/11) KENTUCKY WILDCATS

2020 Record: 20-4, 2-1 SEC
Ranking: 11 (USA Today/NFCA) | 11 (ESPN.com/USA Softball) | Final 2019 NCAA RPI: 16
Coach: Rachel Lawson (UMASS, 1994)
At Kentucky: 452-279, 142-162 SEC (13th year)
Career: 544-364 (15th year)

CAT SCRATCHES

* Rachel Lawson is in her 13th season at the helm of the UK softball program and already ranks as the winningest head coach in school history. 2019 her 11th-straight 30-win season with UK.

* UK finished the season with the #1 overall strength of schedule in 2019. The Wildcats also were #1 in national strength of schedule in 2018, as well.

* Kentucky's 17-3 start is its best start to a season since 2014, when UK advanced to the WCWS.

* UK returns all five of its pitchers from 2019 in 2020, headlined by Grace Baalman, Meghan Schorman and Autumn Humes.

* Kentucky is one of five schools that are 9-0 in NCAA Tournament regional play over the last three seasons (Alabama, Arizona, Florida State, Washington)

* UK signed the No. 16 nationally-ranked recruiting class according to FLOsoftball in March of 2019, the highest-ranked class in program history.

* 2020 marks the 10th-straight year that Rachel Lawson, Kristine Himes and Molly Belcher will make up the full-time coaching staff. It is the longest-tenured coaching staff at Kentucky.

* Abbey Cheek was named the NFCA/Schutt Sports National Player of the Year in 2019; becoming the first-ever player from Kentucky to win the award. She additionally was named the SEC Player of the Year, also becoming the first Wildcat to do so.

All times Eastern and subject to change; Home games in bold; * denotes SEC games; ^ denotes NFCA Lead-Off Classic (Clearwater, Fla.); # denotes Littlewood Classic (Tempe, Ariz.); % denotes Samford Tournament 2 (Homewood, Ala.); & denotes Perfect Game Inc. Florida Spring Invitational (North Orlando, Fla.)



2020 KENTUCKY SOFTBALL | WEEK 6 | MISSISSIPPI STATE

2020 KENTUCKY ALPHABETICAL ROSTER

No.	Name	Position	Class/EXP	Bats/Throws	Hometown (High School/Last College)
4	Renee Abernathy	Outfield	So.	L/L	Springfield, Ill./Sacred Heart Griffin HS
3	Grace Baalman	RHP	Jr.	R/R	Hardin, Ill./Calhoun HS
14	Jaci Babbs	Outfield	So.	L/R	Sturgis, Ky./Union Co. HS
25	Emmy Blane	Infield	Fr.	R/R	Hopkinsville, Ky./Christian Co. HS
24	Emma Boitnott	Outfield	So.	R/R	Normal, Ill./Normal West HS
44	Gabi Deters	Infield	Fr.	R/R	Bowling Green, Mo./Bowling Green HS
00	Tekiya Garr-Carter	Outfield	So.	L/R	Lexington, Ky./Lafayette HS
17	Sloan Gayan	RHP/Infield	Fr.	R/R	Ottawa, Ill./Ottawa Township HS
7	Autumn Humes	RHP	Sr.-TR	R/R	Bald Knob, Ark./Harding Univ. (Ark.)
9	Lauren Johnson	Outfield	Jr.	L/R	Owensboro, Ky./Davies Co. HS
99	Kayla Kowalik	Catcher	So.	L/R	New Braunfels, Texas/St. John Paul II HS
34	Cassie Lindmark	Infield	Fr.	R/R	Lyons, Ill./Marist HS
33	Alex Martens	Infield	Sr.	L/R	McHenry, Ill./McHenry West HS
13	Mallory Peyton	Infield	Jr.	R/R	Madisonville, Ky./Madisonville HS
26	Meghan Schorman	RHP	So.	R/R	Hazelwood, Mo./Marquette HS
19	Rylea Smith	UTL	Fr.	L/R	St. Louis, Mo./Parkway North HS
5	Tatum Spangler	UTL	So.	L/L	Henderson, Nevada/Coronado HS
30	Larissa Spellman	RHP	Sr.	R/R	Butler, N.J./Butler HS
1	Miranda Stoddard	RHP/UTL	Fr.	R/R	Anaheim, Calif./Orange Lutheran HS
2	Bailey Vick	Outfield	Sr.	L/R	Paducah, Ky./McCracken Co. HS

2020 KENTUCKY NUMERICAL ROSTER

No.	Name	Position	Class/EXP	Bats/Throws	Hometown (High School/Last College)
00	Tekiya Garr-Carter	Outfield	So.	L/R	Lexington, Ky./Lafayette HS
1	Miranda Stoddard	RHP/UTL	Fr.	R/R	Anaheim, Calif./Orange Lutheran HS
2	Bailey Vick	Outfield	Sr.	L/R	Paducah, Ky./McCracken Co. HS
3	Grace Baalman	RHP	Jr.	R/R	Hardin, Ill./Calhoun HS
4	Renee Abernathy	Outfield	So.	L/L	Springfield, Ill./Sacred Heart Griffin HS
5	Tatum Spangler	UTL	So.	L/L	Henderson, Nevada/Coronado HS
7	Autumn Humes	RHP	Sr.-TR	R/R	Bald Knob, Ark./Harding Univ. (Ark.)
9	Lauren Johnson	Outfield	Jr.	L/R	Owensboro, Ky./Davies Co. HS
13	Mallory Peyton	Infield	Jr.	R/R	Madisonville, Ky./Madisonville HS
14	Jaci Babbs	Outfield	So.	L/R	Sturgis, Ky./Union Co. HS
17	Sloan Gayan	RHP/Infield	Fr.	R/R	Ottawa, Ill./Ottawa Township HS
19	Rylea Smith	UTL	Fr.	L/R	St. Louis, Mo./Parkway North HS
24	Emma Boitnott	Outfield	So.	R/R	Normal, Ill./Normal West HS
25	Emmy Blane	Infield	Fr.	R/R	Hopkinsville, Ky./Christian Co. HS
26	Meghan Schorman	RHP	So.	R/R	Hazelwood, Mo./Marquette HS
30	Larissa Spellman	RHP	Sr.	R/R	Butler, N.J./Butler HS
33	Alex Martens	Infield	Sr.	L/R	McHenry, Ill./McHenry West HS
34	Cassie Lindmark	Infield	Fr.	R/R	Lyons, Ill./Marist HS
44	Gabi Deters	Infield	Fr.	R/R	Bowling Green, Mo./Bowling Green HS
99	Kayla Kowalik	Catcher	So.	L/R	New Braunfels, Texas/St. John Paul II HS

2020 COACHING STAFF

Head Coach: Rachel Lawson (13th season)
Associate Head Coach: Kristine Himes (13th season)
Assistant Coach: Molly Belcher (10th season)
Director of Operations: Brittany Cervantes (1st season)
Director of Video Analytics: Tyler Cope (1st season)
Student Managers: CJ Leighton, Shelby Johnson (3rd season)
Athletic Trainer: Bri Papotto (7th season)
Equipment Manager: Myles Poole (4th season)

PRONUNCIATION GUIDE

RENEE Abernathy ... Ruh-NAY
Grace BAALMAN ... Ball-man
JACI Babbs ... Jay-Cee
Emma BOITNOTT ... BOYT-Not
Sloan GAYAN ... GAY-an
TEKIYA Garr-Carter ... TUH-KI-uh
Kayla KOWALIK ... Kuh-Wall-ICK
Meghan SCHORMAN ... SHORE-man
RYLEA Smith ... Ry-lee (Like Riley)
KRISTINE Himes ... Chris-TEEN
Bri PAPOTTO ... Puh-POT-O



2020 KENTUCKY SOFTBALL | WEEK 6 | MISSISSIPPI STATE

WEEKLY SCHEDULE FOR UK SOFTBALL TEAM

MONDAY - 9	TUESDAY - 10	WEDNESDAY - 11	THURSDAY - 12	FRIDAY - 13	SATURDAY - 14	SUNDAY - 15
Kentucky 9 Texas A&M 8 FINAL	NCAA Mandatory Off Day	Kentucky 16 Marshall 15	Practice: 1:15pm-5pm ET Fly to Starkville, Miss.	Kentucky at Mississippi State 7 p.m. ET SEC Network+	Kentucky at Mississippi State 2 p.m. ET SEC Network+	Kentucky at Mississippi State 1 p.m. ET SEC Network+

2020 QUICK FACTS

GENERAL INFORMATION

Location:Lexington, Kentucky
 Founded:1865
 Enrollment:30,000
 Nickname: Wildcats
 Colors: Blue and White
 Conference: Southeastern
 President: Dr. Eli Capilouto
 Athletic Director: Mitch Barnhart

COACHING/SUPPORT STAFF

Head Coach: Rachel Lawson
 Alma mater: UMASS, 1994
 Years at UK:13th Year
 Record at UK:452-279, 142-162 SEC
 Career record: 544-364 (15th Year)
Assistant Coach: Kristine Himes
 Alma mater:..... Ohio State, 2003
 Years at UK:.....13th Year
Assistant Coach: Molly Belcher
 Alma mater: Kentucky, 2010
 Years at UK:.....10th Year
Director of Operations: Brittany Cervantes
 Alma mater:..... Kentucky, 2012
 Years at UK in Role:..... First Year

TEAM INFORMATION

2019 Record:36-24
 2019 SEC record:14-10
 2019 SEC Finish: 1T-2nd
 2019 NCAA Finish:.....Seattle Super Regional
 Final Ranking: 16/15
 Letterwinners: 14 returning, 5 lost
 Starters 6 returning, 3 lost
 Pitchers 5 returning, 0 lost
 Newcomers:7

STADIUM INFORMATION

Stadium: John Cropp Stadium
 Capacity: 2,117
 Dimensions:..... L-200, C-220, R-200

ATHLETIC COMMUNICATIONS AND PR

Contact: Chris Shoals
 Office Phone:859.257.8437
 Mobile Phone:513.312.2489
 Email:..... cmsh223@uky.edu

Lawson Signs Contract Extension

Athletics Director Mitch Barnhart and Rachel Lawson announced on July 18, 2018 that they have agreed to a contract extension that will keep Lawson in Lexington until at least 2023. The deal is an extension to her existing contract.

In the amended contract, Lawson is subject to salary-based bonuses for winning the Southeastern Conference regular season or tournament championship – in addition to possible postseason bonuses for advancing to the NCAA Super Regionals, Women's College World Series, NCAA championship series or by winning the national championship. Base salary is \$300k.

Who Coaches Where on Offense?

On third base - Kristine Himes (10th year coaching third base; 13th on staff)

On first base - Molly Belcher (9th year coaching first base; 10th on staff)

In dugout - Rachel Lawson (pitch caller, substitutions)

Scoring in Bunches

This is the third time in program history that Kentucky has had multiple games of scoring at least 15 runs in the same season (2000, 2008, 2020).

Strong off the Blocks

The 2020 start of 17-3 matches a program best start through 20 games for Kentucky (2014). The Wildcats advanced to the WCWS in 2014.

For the seventh time in the last 11 seasons, and for the first time since 2016, Kentucky recorded a record of 7-2 or better through their first nine games of the season.

Hey Bai Bai

Bailey Vick currently leads the NCAA with a .571 batting average. She is also 14th in hits, fourth in on-base percentage, second in runs per game and fourth in sacrifice bunts.

Bailey Vick SEC Player of the Week and JWOS National Player of the Week

Bailey Vick was named the SEC's Co-Player of the Week on Monday, Feb. 24 after hitting .750 at the plate in week three of the season, with 15 base hits in her 20 official at bats.

Vick recorded hits in her first 11 at bats of the Samford Tournament, as she hit .788 on the weekend, including a 5-for-5 game against Georgia Tech, setting a new career high for most hits in a game.

MEDIA INFORMATION

Credentials

All media credential requests should be submitted at least 24 hours prior to home games through UK Communications & Public Relations contact Chris Shoals. Credentials can be picked up at the Joe Craft Center in the Media Relations office.

Media Services/Interviews

During games, media will be provided with a media guide as well as notes. Final results are available following each game. For fax service, please contact a member of the UK Media Relations Office. Phones are made available on a first-come, first-serve basis in the press box. Interviews with players and coaches are done in an informal manner on the field following each game. For assistance in locating any member of the UK team, find Chris Shoals for help. For assistance with opposing players and coaches, please see the opposing SID.

Practice Interviews

Head coach Rachel Lawson is available for interviews weekday mornings as well as immediately after practice. Her office is located at the Soccer/Softball Offices. Team practices take place from 1-4 p.m., daily during the season. All practices take place at John Cropp Stadium and are subject to change based on class schedules and travel as well as game schedules. Interviews with coaches and/or players are after practice and phone interviews may be arranged. Advance notice is requested for all interviews. Please arrange all interviews through the UK Media Relations Office and softball contact Chris Shoals.



2020 KENTUCKY SOFTBALL | WEEK 6 | MISSISSIPPI STATE

NATIONAL RANKINGS [MARCH 10]

#	Team	Record	Previous
1.	UCLA (16)	25-1	1
2.	Texas (4)	24-3	2
3.	Washington	23-2	3
4.	Arizona	21-3	5
5.	LSU	20-3	4
6.	Oklahoma	20-4	6
7.	Florida	21-4	8
8.	Louisiana	16-6	7
9.	Oregon	20-2	9
10.	Florida State	17-6	11
T-11.	Kentucky	18-3	10
T-11.	Oklahoma State	18-5	12
13.	Alabama	14-8	13
14.	Georgia	22-5	14
15.	Arizona State	19-7	15
16.	South Carolina	15-6	17
17.	Michigan	15-8	16
18.	Baylor	17-5	18
19.	Minnesota	14-9-1	19
20.	Arkansas	17-5	20
21.	Virginia Tech	19-4	21
22.	Mississippi State	24-3	T-22
23.	UCF	19-5-1	T-22
24.	Mizzou	19-6	24
25.	Fresno State	21-4	RV

RV: Utah (35), Stanford (27), San Jose State (20), North Texas (19), Duke (17), Cal State Fullerton (12), South Florida (5), Houston (4), Texas A&M (4), Wisconsin (4), Oregon State (1), Tennessee (1), Wichita State (1)

#	Team	Record	Previous
1.	UCLA (31)	25-1	1
2.	Washington (1)	23-2	2
3.	Texas	24-3	3
4.	Arizona	21-3	4
5.	LSU	20-3	5
6.	Oklahoma	20-4	6
7.	Florida	21-4	7
8.	Louisiana	16-6	8
9.	Oregon	21-2	11
10.	Alabama	14-8	9
11.	Kentucky	18-4	10
12.	Florida State	17-6	12
13.	Oklahoma State	18-5	14
14.	Georgia	22-5	13
15.	Arizona State	20-7	17
16.	South Carolina	15-6	15
17.	Virginia Tech	19-4	19
18.	Michigan	15-8	16
19.	Minnesota	14-9-1	18
20.	Arkansas	17-6	20
21.	Mississippi State	23-3	24
22.	UCF	19-5-1	22
23.	Missouri	19-6	23
24.	Baylor	17-5	21
25.	Fresno State	21-4	25

RV: Stanford (36), North Texas (23), San Jose State (23), Utah (23), Duke (21), Texas Tech (14), Houston (12), Wisconsin (8), Clemson (6), Cal State Fullerton (5), James Madison (5), North Carolina State (1).

Kentucky in the Polls	USA Softball	NFCA
Preseason	16	15
Feb. 11	10 (+6)	10 (+5)
Feb. 18	11 (-1)	13 (-3)
Feb. 25	13 (-2)	12 (+1)
March 3	10 (+3)	10 (+2)
March 10	11 (-1)	11 (-1)
March 17		
March 24		
March 31		
April 7		
April 14		
April 28		
May 5		
May 12		

Vick stole four bases on the week, collected a pair of walks and scored eight runs.

Five-Hit Vick

Bailey Vick went 5-for-5 against Georgia Tech on Feb. 21. It was the third time in program history a player had five hits in a game, and the first time since Christian Stokes in 2015 against Long Beach State.

Kentucky in the NCAA Stats

Stat	Number	NCAA Rank	SEC Rank
Batting Avg.	(.364)	5th	1st
Doubles	(45)	16th	3rd
Home Runs	(33)	8th	1st
On-Base %	(.458)	8th	1st
Scoring	(9.04 r/pg)	1st	1st
Slugging %	(.616)	4th	1st
Triples/Game	(0.50)	7th	1st

Comeback For The Ages vs. Marshall

In one of the wildest games you'll ever see, the No. 11 Kentucky softball team scored 12 runs in the final three innings to overcome a 15-4 deficit and take down the Marshall Thundering Herd 16-15 on Wednesday night at John Cropp Stadium.

Freshman utility player Miranda Stoddard hit the go-ahead home run in the bottom of the sixth inning to plate three runs, and take a 15-13 deficit into a 16-13 lead. It was Stoddard's first-career home run and sailed just over the left-field foul line on the fly to give the Wildcats the lead.

In a match-up of the two highest-scoring offenses in the country on Wednesday, Kentucky and Marshall combined for 31 runs, 27 hits, seven errors, two grand slams, six home runs and 12 extra-base hits.

Kentucky vs. Mississippi State

Overall series: 29-30
 Streak: UK has won the last 4
 Last meeting: UK swept Miss. St. at Lexington (2019)
 UK's last visit to Starkville: Miss. St. won series, 2-1 (2017)
 Lawson vs. MSU: 21-10

Martens The RBI Machine

After setting the UK record with 66 RBI in a single season during 2019, Alex Martens is on pace to smash that already, as the senior leads the NCAA with 47 RBI through the first five week-ends of the 2020 season. Martens has 181 RBI for her career, as she passed Brittany Cervantes for second-most all-time at Kentucky this past weekend. She is also first in the NCAA in RBI per game, 7th in total bases and 19th in doubles nationally.

Fun At The Spring Games

Kentucky went 5-0 at The Spring Games Feb. 28-March 1. Not only did UK impress with five wins, but UK did so in dominating fashion, and here are the numbers to prove it:

- * Outscored opponents 66-3
- * Scored 10+ runs in four of the five games
- * Hit .420 as a team with 29 extra-base hits
- * Mallory Peyton hit four home runs

Runs For All in SEC Opening Weekend

The Kentucky Wildcats scored 23 runs on opening weekend in conference play. The 23 runs scored on SEC opening weekend is the most in program history. Texas A&M also tied Kentucky with 23 runs plated on the weekend.

Two Grand Slams in Two Innings

Autumn Humes and Mallory Peyton both launched grand slams in UK's rubber match of the three-game series, in back-to-back innings. It was the first time since 2016 that Kentucky had recorded two grand slams in a game.



2020 TEAM LEADERS

Hitting

BATTING AVERAGE

Bailey Vick (.571)
 Alex Martens (.507)
 Rylea Smith (.420)

AT-BATS

Rylea Smith (88)
 Kayla Kowalik (83)
 Alex Martens (75)

RUNS

Bailey Vick (33)
 Kayla Kowalik (31)
 Rylea Smith (29)

HITS

Alex Martens (38)
 Rylea Smith (37)
 Bailey Vick (36)

DOUBLES

Alex Martens (9)
 Rylea Smith (6)
 Tatum Spangler (5)

TRIPLES

Kayla Kowalik (8)* New school record
 Bailey Vick (2)
 Rylea Smith, Mallory Peyton (1)

HOME RUNS

Mallory Peyton (11)
 Alec Martens (9)
 Autumn Humes (4)

RBI

Alex Martens (47)
 Mallory Peyton (35)
 Rylea Smith (30)

SLUGGING PCT.

Alex Martens (.987)
 Mallory Peyton (.970)
 Autumn Humes (.767)

Pitching

ERA

Meghan Schorman (1.30)
 Autumn Humes (3.19)
 Grace Baalman (3.45)

STRIKEOUTS

Meghan Schorman (45)
 Grace Baalman (31)
 Autumn Humes (21)

T-Swift Has The Cats Feelin' 22

UK scored 22 runs in its win over Detroit Mercy on February 29 at The Spring Games. The 22 runs set a new school record for most runs in a single game in program history, breaking its prior record of 18 against North Carolina back in 2013.

Additionally, in UK's win against Florida International, UK set a new single-game record for hits with 19 against the Panthers.

Pitching DEPTH Goes A Long Way

Six of Kentucky's seven pitchers have earned a win this season in the circle. That is tied for the most number of pitchers in the SEC who have earned a win for a single team:

1. Kentucky, Mississippi State (6)
3. Missouri, South Carolina, Texas A&M (5)
6. LSU, Florida, Alabama (4)
9. Arkansas, Auburn, Georgia, Ole Miss (3)
13. Tennessee (2)

Kowalik Ringing in the Triples

Kentucky sophomore catcher Kayla Kowalik currently leads the NCAA in triples on the season, with eight. Her eight triples in a single season has already broken the UK single-season record. It was previously held by Tiffany Kruse, who hit seven in 2000.

Picking Up the Slack

UK has the nation's highest-scoring offense in 2020 at the moment, when many thought UK would take a step backwards on offense after losing the class of Abbey Cheek, Katie Reed and Jenny Schaper to graduation, who hit 1-2-3 in the order for Kentucky for 2019.

Cheek, Reed and Schaper last season **alone** accounted for:

- 54% of UK's home runs
- 42% of UK's RBI
- 39% of UK's hits
- 36% of UK's runs scored
- 30% of UK's doubles

Topsy-Turvey College Softball

UK was one of just three teams in the USA Softball/ESPN.com top-25 poll to not lose a game Feb. 23-March 1, joining Oklahoma State and Arizona who both also went 5-0.

Double-Digit Fun

Kentucky has scored double-digit runs in 10 games this season, the most in program history through 24 games. Last season, when UK set just about every statistical offensive record for a season, the Wildcats scored 10+ runs 14 times.

Undefeated at Lead-Off Classic

At the NFCA Lead-Off Classic, Kentucky

2020 MISC. STATS

Multi-Hit Games	2	3	4	5+	Total
Alex Martens	9	3	-	-	12
Rylea Smith	4	6	-	-	10
Bailey Vick	6	3	-	1	10
Kayla Kowalik	5	3	1	-	9
Lauren Johnson	5	2	-	-	7
Tatum Spangler	6	-	-	-	6
Mallory Peyton	2	4	-	-	6
Jaci Babbs	1	1	-	-	2
Renee Abernathy	2	-	-	-	2
Gabi Deters	1	-	-	-	1
Miranda Stoddard	1	-	-	-	1
Autumn Humes	1	-	-	-	1
TEAM	43	22	1	1	67

Multi-RBI Games	2	3	4	5+	Total
Alex Martens	5	6	2	1	14
Mallory Peyton	2	3	3	1	9
Rylea Smith	7	2	-	-	9
Autumn Humes	2	-	2	-	4
Kayla Kowalik	3	1	-	-	4
Lauren Johnson	-	1	2	-	3
Bailey Vick	2	-	1	-	3
Renee Abernathy	1	1	-	-	2
Gabi Deters	1	-	-	-	1
Tatum Spangler	1	-	-	-	1
Emmy Blane	1	-	-	-	1
Miranda Stoddard	-	-	1	-	1
Jaci Babbs	1	-	-	-	1
TEAM	26	14	11	2	53

Hitting Streaks	Longest	Current
Alex Martens	20	20
Bailey Vick	15	-
Rylea Smith	12	4
Kayla Kowalik	7	1
Mallory Peyton	4	2
Autumn Humes	4	-
Lauren Johnson	3	1
Jaci Babbs	3	1
Gabi Deters	3	-
Miranda Stoddard	2	1
Tatum Spangler	2	2
Renee Abernathy	2	1
Grace Baalman	1	-
Emmy Blane	1	-
Cassie Lindmark	1	-

Reach Base Streaks	Longest	Current
Mallory Peyton	22	22
Alex Martens	20	20
Rylea Smith	18	4
Bailey Vick	16	16
Lauren Johnson	14	1
Gabi Deters	7	3
Kayla Kowalik	7	4
Autumn Humes	5	-
Jaci Babbs	4	1
Grace Baalman	3	-
Miranda Stoddard	3	1
Renee Abernathy	3	1
Tatum Spangler	3	3
Emma Boitnott	2	-



went 4-0 with wins over Liberty, Texas State, NC State and #7 Minnesota. The Wildcats only allowed three earned runs on the weekend and outscored opponents 21-5 in the tournament. Kentucky was one of three SEC teams to go undefeated on the weekend, joining Missouri (5-0) and Mississippi State (4-0).

Wildcats Back In Top 10

After going 4-0 in the NFCA Lead-Off Classic, Kentucky cracked the top 10 of the NFCA Coaches' Poll for the first time since the 2015 season in the week 2 release of the polls. The Wildcats gained a lot of national traction with a 7-0 win over No. 7 Minnesota.

#PitchersWhoRake

Kentucky's pitchers on opening weekend did more than compete in the circle - they hit well in the box as well.

Autumn Humes hit a walk-off grand slam vs. NC State and had four RBI.

Tatum Spangler had three extra-base hits, including her first-career HR with a .444 average and five runs scored.

Grace Baalman went 2-for-5 at the plate with an RBI double and a single.

Team USA vs. the Cats

At the NFCA Lead-Off Classic, UK played an exhibition vs. Team USA on Feb. 8. The Wildcats lost 7-0, facing Monica Abbott in the circle. Bailey Vick registered UK's only hit off of Abbott before UK got two hits in the sixth and seventh innings off of relief pitcher Rachel Garcia.

Rylea Smith Strong on Opening Weekend

Rylea Smith had herself quite a debut weekend, hitting .400 with six hits, two runs scored, a walk-off hit vs. Texas State, RBI and a pair of stolen bases.

Martens Preseason All-SEC

Alex Martens was named to the 13th-annual Preseason All-Southeastern Conference Team.

Martens is coming off a season in which she set the UK single-season record with 66 runs batted in. The McHenry,

WHEN WAS THE LAST TIME

A Kentucky hitter:

- Hit 2 extra base hits ... Alex Martens (HR, HR vs. Texas A&M) 3/7/20
- Hit 3 extra base hits. Kayla Kowalik (3B, 3B, 2B vs. Detroit) 2/29/20
- Hit 2 home runs Alex Martens (vs. Texas A&M) 3/7/20
- Hit a Grand Slam Mallory Peyton & Autumn Humes (vs Texas A&M) 3/9/20
- Had 5 hits Bailey Vick (vs. Georgia Tech) 2/21/20
- Scored 4 runs Mallory Peyton, Rylea Smith (vs. Detroit) 2/29/20
- Had 5+ RBI Alex Martens (6 - vs. Texas A&M) 3/7/20
- Had 4+ RBI Miranda Stoddard (4 - vs. Marshall) 3/12/20
- Had 4 walks Abbey Cheek at Alabama - 4) 4/28/19
- Had 2 stolen bases. Bailey Vick (vs. Loyola-Chicago - 2) 2/28/20
- Hit for the cycle Brooke Marnitz (vs. Indiana State) 2/25/06
- Hit an inside-the-park HR Sylver Samuel (vs. DePaul) 5/18/14

A Kentucky fielder:

- Had 15 putouts Griffin Joiner (vs. South Carolina - 15) 4/18/15
- Had 7 assists. Katie Reed (vs. Texas A&M - 8) 4/14/18

A Kentucky pitcher:

- Had 10 strikeouts. Meagan Prince (14 - at UT Martin) 4/27/17
- Pitched a one-hitter. Grace Baalman (vs. Auburn). 4/21/19
- Pitched a no-hitter. Autumn Humes (vs. North Dakota State) 2/17/18
- Pitched a perfect game. Chanda Bell (vs. Austin Peay - Game 1) 4/6/11
- Rachel Riley (vs. Austin Peay - Game 2) 4/6/11

An Opponent hitter:

- Hit 2 extra base hits. Saige Pye (Marshall - HR, HR) 3/12/20
- Hit 2 home runs Saige Pye (Marshall - HR, HR) 3/12/20
- Scored 4 runs Celene Funke (Louisville - 4) 4/17/19
- Had 5 RBI Saige Pye (Marshall - 7) 3/12/20
- Had 3 walks Amanda Lorenz (Florida) 4/16/17
- Had 3 strikeouts. M. Hackbarth (Arizona State - 4) 2/15/20
- Had 2 stolen bases. Bella Loonis (Arizona State - 2) 2/15/20

An Opponent pitcher:

- Had 10 strikeouts. Miranda Elish (Texas) 2/16/19
- Pitched a one hitter. Alexis Osorio (Alabama) 3/31/18
- Pitched a no-hitter. Kelly Barnhill (Florida) 3/9/18

Bold = Event happened in 2020

TRACKING KENTUCKY'S EXTRA-BASE HITS IN CAREER

Player	Doubles 2020 (career)	Triples 2020 (career)	Home Runs 2020 (career)	Totals 2020 (career)
Alex Martens	9 (41)	0 (2)	9 (34)	18 (78)
Bailey Vick	4 (15)	2 (2)	0 (0)	6 (17)
Grace Baalman	1 (1)	0 (0)	1 (1)	2 (2)
Autumn Humes	2 (5)	0 (0)	4 (5)	6 (10)
Lauren Johnson	3 (19)	1 (4)	4 (7)	8 (32)
Mallory Peyton	5 (18)	1 (1)	11 (31)	17 (49)
Renee Abernathy	2 (2)	0 (0)	1 (1)	3 (3)
Jaci Babbs	1 (1)	0 (0)	0 (0)	1 (1)
Tekiya Garr-Carter	0 (0)	0 (0)	0 (0)	0 (0)
Kayla Kowalik	5 (13)	8 (13)	0 (0)	13 (26)
Tatum Spangler	5 (6)	0 (0)	1 (1)	6 (7)
Miranda Stoddard	2 (2)	0 (0)	1 (1)	3 (3)
Sloan Gayan	0 (0)	0 (0)	0 (0)	0 (0)
Rylea Smith	6 (6)	0 (0)	1 (1)	7 (7)
Emma Boltmott	0 (0)	0 (0)	0 (0)	0 (0)
Cassie Lindmark	0 (0)	0 (0)	0 (0)	0 (0)
Gabi Deters	2 (2)	1 (1)	2 (2)	5 (5)
Emmy Blane	0 (0)	0 (0)	0 (0)	0 (0)
TOTALS	45 (330)	14 (24)	33 (84)	87 (436)



2020 KENTUCKY SOFTBALL | WEEK 6 | MISSISSIPPI STATE

WINS OVER TOP-25 TEAMS RACHEL LAWSON ERA

The Breakdown

Total wins over top 25: 107
Total wins over top 10: 54
Total wins over top 5: 29

Career wins over top-25 opponents

Date	Opponent	Score
2/9/20	vs. #7 Minnesota	W, 7-0
2/10/20	vs. #7 Ole Miss	W, 3-0 (13)
2/28/19	at #3 Alabama	W, 4-1
4/26/19	at #3 Alabama	W, 7-0
4/27/19	vs. #14 Auburn	W, 7-3
4/21/19	vs. #14 Auburn	W, 7-0
4/21/19	vs. #14 Auburn	W, 3-2
4/14/19	vs. #5 LSU	W, 11-4
4/5/19	vs. #17 Ole Miss	W, 16-2
3/30/19	at #13 Arkansas	W, 5-1
3/10/19	at #11 South Carolina	W, 11-2
3/8/19	at #11 South Carolina	W, 5-0
3/8/19	at #11 South Carolina	(N) 6-1
2/16/19	vs. No. 2 James Madison (N)	12-3 (5)
2/24/18	at No. 1 Oregon	9-6
2/16/18	vs. No. 12 South Carolina	8-4
2/4/18	vs. No. 12 South Carolina	7-5
4/27/18	at No. 6 Tennessee	9-8 (8)
4/21/18	vs. No. 6 Georgia	4-2
4/15/18	at No. 9 Texas A&M	3-2
3/31/18	vs. No. 16 Alabama	11-6
3/18/18	vs. No. 8 LSU	2-0
3/11/18	vs. No. 8 LSU	4-1
2/10/17	vs. No. 23 South Carolina	7-3
4/30/17	vs. No. 4 Texas A&M	7-3
4/29/17	vs. No. 4 Texas A&M	5-1
4/16/17	vs. No. 3 Florida	1-0
4/17/17	at No. 24 Ole Miss	2-0
3/25/17 (2)	vs. No. 22 Arkansas	7-5
3/25/17 (1)	vs. No. 22 Arkansas	2-1
3/24/17	vs. No. 22 Arkansas	2-1
3/19/17	at No. 16 Georgia	5-1
3/12/17	vs. No. 15 Michigan	2-1 (11)
2/17/17	at No. 5 UCLA	4-0
5/25/16	vs. No. 25 Utah	3-2
4/22/16	at No. 4 Alabama	3-2
4/15/16	vs. No. 18 Missouri	4-0
4/11/16	vs. No. 18 Missouri	2-0
4/10/16	at No. 8 LSU	3-0
4/9/16	at No. 8 LSU	1-0
2/15/16	at No. 22 Arizona State	5-3
2/15/16	vs. No. 20 Utah (N)	1-0
2/13/16	vs. No. 4 Oregon (N)	8-6
2/12/16	vs. No. 25 Notre Dame (N)	10-7
5/17/15	at No. 16 Notre Dame	4-3
4/6/15	vs. No. 5 Alabama	7-1
3/28/15	vs. No. 1 LSU	7-1
3/18/15	at No. 20 Texas A&M	3-2
2/19/15	vs. No. 10 Arizona	3-2
2/8/15	at No. 5 Florida State	4-1
5/29/14	vs. No. 6 La-Lafayette	4-1
5/25/14	at No. 3 UCLA	7-1
5/25/14	at No. 3 UCLA	7-3
5/17/14	vs. No. 25 James Madison	2-1
5/9/14	vs. No. 25 LSU	4-3 (9)
5/8/14	vs. No. 7 Tennessee	2-0
4/5/14	vs. No. 8 Tennessee	2-0
4/5/14	vs. No. 18 Texas A&M	4-2 (2)
4/6/14	vs. No. 18 Texas A&M	2-0
3/30/14	vs. No. 24 Auburn	7-1
3/15/14	at No. 16 Missouri	8-7 (8)
3/15/14	at No. 16 Missouri	3-2
2/16/14	vs. No. 15 Texas	6-5
2/15/14	vs. No. 15 Texas	6-4
2/7/14	vs. No. 2 Oklahoma	5-4 (10)
5/5/13	at No. 7 Alabama	9-5 (8)
5/4/13	at No. 7 Alabama	5-0
4/27/13	vs. No. 11 Missouri	8-2
4/17/13	vs. No. 7 Louisville	2-1
4/17/13	vs. No. 3 Florida	2-1
3/12/13	vs. No. 15 North Carolina	18-0
3/12/13	vs. No. 15 Washington (N)	3-1
5/10/13	vs. No. 20 Stanford (N)	5-1
5/8/13	vs. No. 3 Cal (N)	3-2 (9)
5/6/12	vs. No. 22 LSU	1-0
5/5/12	vs. No. 22 LSU	2-1
5/4/12	vs. No. 22 LSU	4-3 (8)
4/29/12	at No. 2 Florida	5-1
4/27/12	at No. 2 Florida	2-0
4/13/12	vs. No. 10 Georgia	4-0
4/13/12	vs. No. 10 Georgia	4-0
3/30/12	at No. 9 Tennessee	4-0
3/24/12	at No. 18 Auburn	3-2
3/24/12	at No. 18 Auburn	8-4 (2)
2/28/11	vs. No. 5 California	8-0 (5)
2/22/11	at No. 2 Michigan	2-1
5/21/11	at No. 2 Michigan	7-6
5/20/11	vs. No. 21 Notre Dame (N)	8-0 (5)
5/7/11	vs. No. 23 Auburn	10-2 (6)
4/3/11	vs. No. 5 Florida	9-2
4/2/11	vs. No. 5 Florida	7-6
4/1/11	vs. No. 5 Florida	10-2 (6)
3/18/11	at No. 25 LSU	6-1
3/13/11	vs. No. 7 Tennessee	5-4 (10)
3/11/11	vs. No. 7 Tennessee	4-0
5/21/10	vs. No. 22 Ohio State (N)	9-0 (5)
4/17/10	at No. 19 Ohio State	6-5
4/17/10	at No. 3 Florida	5-3
3/27/10	vs. No. 7 Georgia	4-2
3/16/10	vs. No. 5 Alabama	5-4
2/11/10	at No. 5 Arizona State	5-2
5/7/09	vs. No. 7 Georgia (N)	2-0
4/18/09	vs. No. 12 Tennessee	6-5
3/7/09	at No. 19 LSU	6-5 (8)
3/15/08	at No. 6 Tennessee	2-1 (8)

Home: 46 | Away: 39 | Neutral: 19 | SEC: 64

2020 UK HONORS

Bailey Vick
- SEC Player of the Week (2/24/20)
- D1 Softball Player of the Week (2/25/20)
- Justin's World of Softball Player of Week (2/25/20)

Alex Martens
- Preseason All-SEC Team
- Voted team captain

Autumn Humes
- Voted team captain

GAME NOTES (CONT'D)

Illinois native hit .310 with 13 home runs in 187 at bats on the year. She was named NFCA All-Region after the season and was a part of her third-straight NCAA Super Regional in her junior year.

UK Picked for 10 National ESPN Family of Network Broadcasts

Kentucky will have at least eight games shown on the SEC Network, one on ESPNU and one more on SEC Network whip-around Bases Loaded coverage.

UK will see the spotlight for the first time on home-opening weekend March 8 and 9 as both games against Texas A&M will be shown live on the SEC Network with 7 p.m. ET first pitches. March 9 will be head coach Rachel Lawson's night on "Mic'd Up Monday's", as she will be wearing a microphone so fans can get an inside glimpse into the dugout of an SEC game.

Humes & Martens to Captain 2020

At the team's annual Fall Alumni Tailgate, Rachel Lawson announced that seniors Alex Martens and Autumn Humes will captain the 2020 season.

One of the best bats in the SEC, Martens returns for her senior season along with Humes, who was one of the Wildcats' best pitchers for the 2019 season, including recording six wins in SEC play a season ago in the circle.

Cervantes Moving Into New Role

After serving a year (2019) as a graduate assistant in the Kentucky Softball program, Brittany Cervantes will now join the UK Softball staff on a full-time basis, as she is now the Director of Softball Operations.

She will help head coach Rachel Lawson control the day-to-day activities with

UK'S RECORD WHEN ...

	All	SEC
One-run game	4-1	1-0
Single game	9-1	2-1
First of Day	7-0	0-0
Second of Day	4-3	0-0
Home	3-1	2-1
Away	2-2	0-0
Neutral	15-1	0-0
vs. Kentucky schools	0-0	0-0
vs. Top 10	1-0	0-0
vs. Top 25	1-2	0-0
UK scores first	14-1	1-0
UK scores 0-2 runs	1-2	0-0
UK scores 3-5 runs	1-2	0-1
UK scores 6-9 runs	8-0	1-0
UK scores 10+ runs	10-0	1-0
Opp. scores first	6-2	1-0
Opp. scores 0-2 runs	13-0	0-0
Opp. scores 3-5 runs	2-1	0-0
Opp. scores 6-9 runs	3-3	2-1
Opp. scores 10+ runs	2-0	0-0
UK has 3 or fewer hits	0-0	0-0
UK has 4-6 hits	2-4	0-1
UK has 7-9 hits	6-0	1-0
UK has 10+ hits	12-0	1-0
Opp. has 3 or fewer hits	7-0	0-0
Opp. has 4-6 hits	4-2	0-0
Opp. has 7-9 hits	5-2	1-1
Opp. has 10+ hits	4-0	1-0
UK has no errors	8-0	0-0
UK has 1 error	4-2	0-1
UK has 2+ errors	8-2	2-0
Leading or tied after 4 innings	17-1	1-0
Leading or tied after 5 innings	18-1	1-0
Leading or tied after 6 innings	14-1	2-0
Trailing after 4 innings	3-3	1-1
Trailing after 5 innings	2-3	1-1
Trailing after 6 innings	1-3	0-1
Extra-inning games	1-1	0-0
Walk-off's (7+ innings only)	3-1	0-0
UK hits a double	15-1	0-0
UK hits a triple	9-1	1-1
UK hits a home run	17-3	2-1
UK has 4+ extra base hits	12-0	0-0
UK steals a base	14-0	1-0
UK steals 2+ bases	11-0	0-0
In February	16-3	0-0
In March	5-1	2-1
In April	0-0	0-0
In May	0-0	0-0
On Monday	1-0	1-0
On Tuesday	0-0	0-0
On Wednesday	2-0	0-0
On Thursday	0-0	0-0
On Friday	7-1	0-0
On Saturday	6-2	1-0
On Sunday	4-1	0-1



GAME NOTES (CONTINUED FROM PAGE 7)

the program and student-athletes. Coordinating team travel, meals, scheduling and more will be within her roles and responsibilities.

Analytically Speaking ...

Kentucky Softball program announced the addition of Tyler Cope to its staff for the 2020 season, as he will assume the newly-added position of Director of Softball Video Analytics.

As part of Cope's duties, he will be working day-to-day with the players and coaching staff to use video analytics to help strengthen the Wildcats on the field by working closely with software programs to push Kentucky into the next level.

Cope comes to Kentucky after a stint with the Los Angeles Angels minor league system working in the same capacity. Cope worked with the Burlington, Iowa affiliate to concentrate on analytics using the BATS (Baseball Analysis and Tracking System), compiling data on minor league prospects and helping the coaching staff with player analysis.

Fourth In Line

Kentucky was picked to finish fourth in the 2020 Southeastern Conference softball preseason poll, conducted by all 13 head coaches in the league this past week. The Wildcats finished in a three-way tie for second place in 2019, equalling its program-best regular-season finish.

Alabama was picked to win the conference by 11 of the league's 13 coaches with teams not able to vote for themselves. Tennessee was predicted to finish second with the remaining two first-place votes. Points for the poll were awarded on a 1-2-3-4-5-6-7-8-9-10-11-12 basis.

Kentucky Signs Five in November NLI Window

Rachel Lawson announced the addition of five players to the Kentucky Softball team on Friday afternoon, as five new Wildcats signed their National Letter's of Intent to join the UK Softball program beginning in the fall of 2020.

Erin Coffel, Victoria Fragoso, Meeko Harrison, Vanessa Nesby and Stephanie Schoonover all signed their NLI's in the November window. They collectively are ranked as the No. 16 recruiting class in the country by FLOsoftball, and Erin Coffel is one of the highest-ranked players ever to sign at Kentucky, as she is the No. 7 nationally-ranked player in the country.

UK Goes Undefeated (7-0) in the Fall

Kentucky wrapped up an undefeated 7-0 fall season in September and October, with five wins over power-five teams in the seven exhibition games played by the Wildcats this fall.

UK opened the fall season with a 14-0 win over Georgetown College (KY) at John Cropp Stadium in the second weekend of September. The following weekend, Kentucky traveled to Ann Arbor, Michigan for a three-game series with the Michigan Wolverines, a perennial Big Ten contender. UK swept the series with 2-0, 5-3 and 6-5 wins over the Maize and Blue to improve to 4-0.

The following weekend, the Wildcats swept a doubleheader with in-state foes, Louisville, including a 6-1 result over the Cardinals who made the 2019 Evanston Regional final and came within a few outs of the Super Regionals.

To close out the fall, Kentucky shutout Eastern Kentucky 4-0 in a five-inning, rain-shortened game at John Cropp Stadium.

Kentucky Wins Easton/NFCA GPA Award

UK continued its impressive academic run of success, as it was announced UK was a recipient of the Easton/NFCA Team GPA Award. The award is given to college softball teams who achieve a 3.00 team GPA or higher.

The Wildcats finished with the third-highest GPA in the country of any team that made the NCAA Super Regional round and the second-highest GPA in the Southeastern Conference for the 2019 season. A total of 13 individuals for Kentucky were named as a 2018-19 Easton/NFCA All-America Scholar-Athlete – including returners for 2020, Renee Abernathy, Grace Baalman, Jaci Babbs, Autumn Humes, Alex Martens, Mallory Peyton, Tatum Spangler and Bailey Vick.

Cervantes to Represent Mexico in Tokyo 2020

For the first time in the history of the Kentucky Softball team, the Wildcats will be sending a representative to the Olympics as 2012 UK graduate and current Director of Softball Operations, Brittany Cervantes, will be heading to Tokyo this summer.

Cervantes is not only the first UK softball player ever to compete in the Olympics, but is also the first player coached by UK head coach Rachel Lawson to make a roster for the games.

Representing Mexico, Cervantes will be competing in the first Olympic Games to have softball since the 2008 summer games in Beijing.



2020 SEC STANDINGS

School	SEC	Pct.	All	Pct.	Home	Away	Neu.	Streak
Florida	3-0	1.000	23-4	.852	15-2	1-0	7-2	W6
Missouri	3-0	1.000	19-7	.731	7-1	0-0	12-6	L1
Kentucky	2-1	.667	20-4	.833	3-1	3-1	14-2	W2
Georgia	2-1	.667	23-5	.821	20-1	1-1	2-3	W3
Alabama	2-1	.667	14-8	.636	10-3	0-2	4-3	W2
Arkansas	1-2	.333	19-6	.760	11-3	3-2	5-1	W2
South Carolina	1-2	.333	17-6	.739	14-1	2-2	1-3	W2
Texas A&M	1-2	.333	17-9	.654	13-5	1-2	3-2	W1
Mississippi State	0-0	.000	25-3	.893	17-1	1-0	7-2	W14
LSU	0-0	.000	21-3	.875	18-0	0-1	3-2	W6
Tennessee	0-0	.000	14-9	.609	6-2	1-3	7-4	L1
Auburn	0-3	.000	16-11	.593	11-1	1-4	4-6	W2
Ole Miss	0-3	.000	12-13	.480	8-0	2-3	2-10	L3

- SEC Regular Season Champion; \$ - SEC Tournament Champion

SEC WEEKLY AWARDS

Feb. 10, 2020

Player of the Week: Georgia Clark (LSU)
 Pitcher of the Week: Kelsey Oh (South Carolina)
 Freshman of the Week: Taylor Pleasants (LSU)

Feb. 17, 2020

Player of the Week: Kayla Green (Arkansas)
 Pitcher of the Week: Ali Kilponen (LSU)
 Freshman of the Week: Lexi Kilfoyl (Alabama)

Feb. 24, 2020

Player of the Week: **Bailey Vick (UK)**, and Morgan Cummins (LSU)
 Pitcher of the Week: Maribeth Gorsuch (LSU)
 Freshman of the Week: Karsen Ochs (SC)

March 2, 2020

Player of the Week: Alyssa Rivera (AU) and Chloe Malau'ulu (MSU)
 Pitcher of the Week: Samantha Yarbrough (AU) and Annie Willis (MSU)
 Freshman of the Week: Carlee Condichie (AU) and Madisyn Kennedy (MSU)

March 10, 2020

Player of the Week:
 Pitcher of the Week:
 Freshman of the Week:

March 17, 2020

Player of the Week:
 Pitcher of the Week:
 Freshman of the Week:

March 24, 2020

Player of the Week:
 Pitcher of the Week:
 Freshman of the Week:

April 31, 2020

Player of the Week:
 Pitcher of the Week:
 Freshman of the Week:

April 7, 2020

Player of the Week:
 Pitcher of the Week:
 Freshman of the Week:

April 14, 2020

Player of the Week:
 Pitcher of the Week:
 Freshman of the Week:

April 21, 2020

Player of the Week:
 Pitcher of the Week:
 Freshman of the Week:

April 28, 2020

Player of the Week:
 Pitcher of the Week:
 Freshman of the Week:

May 5, 2020

Player of the Week:
 Pitcher of the Week:
 Freshman of the Week:

Postseason Awards:

Player of the Year:
 Pitcher of the Year:
 Freshman of the Year:
 Coach of the Year:
 Scholar-Athlete of the Year:

THE SEC IN THE 2019 NCAA TOURNAMENT

Regional and Super Regional Hosts

- (5) Florida - advanced to SR and WCWS
- (8) Alabama - advanced to SR and WCWS SF

Regional Hosts

- (10) LSU - advanced to SR, lost to Minnesota
- (11) Ole Miss - advanced to SR, lost to Arizona
- (12) Tennessee - advanced to SR, lost to Florida
- (14) Kentucky - advanced to SR, lost to Washington

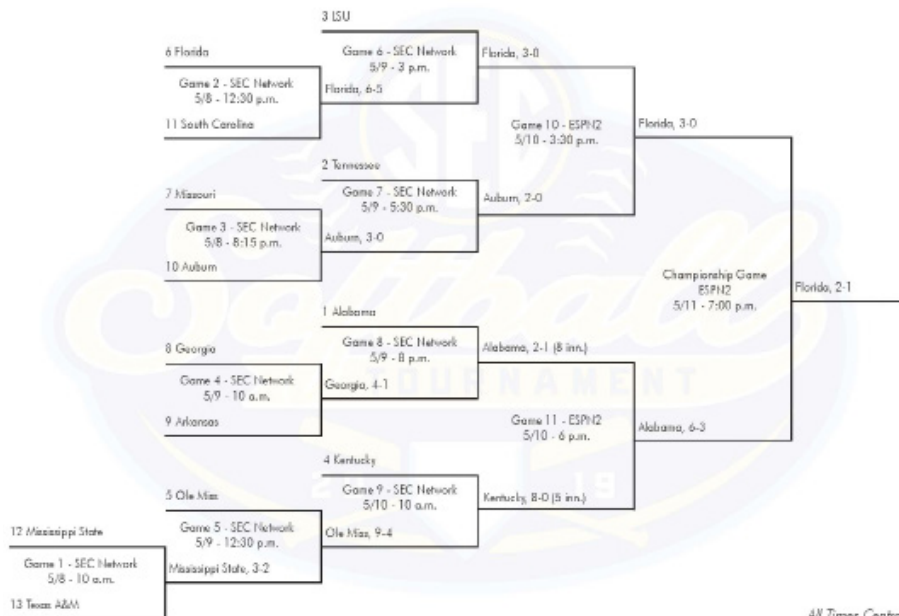
Regional No. 2 Seeds

- Georgia (Minneapolis)
- Arkansas (Stillwater)
- Missouri (Los Angeles)
- Auburn (Fuscon)
- South Carolina (Tallahassee)
- Mississippi State (Starkville)

Regional No. 3 Seed

- Texas A&M (Austin)

2019 SEC Softball Tournament
 May 8-11 • Davis Diamond • College Station, Texas





2020 KENTUCKY SOFTBALL | WEEK 6 | MISSISSIPPI STATE

SOUTHEASTERN CONFERENCE BREAKDOWN KENTUCKY'S HISTORY IN SEC ACTION

<u>Team</u>	<u>Years of UK Series Victories</u>	<u>School:</u>	<u>Consecutive Years Captured Series</u>
Mississippi State (9):	1998, 2002, 2009, 2010, 2011, 2013, 2014, 2016, 2018	South Carolina (3):	2016, 2018, 2019
Auburn (4):	2000, 2001, 2009, 2012		
Florida (3):	2000, 2011, 2012		
Georgia (2):	2000, 2012		
Tennessee (2):	2000, 2011		
Ole Miss (9):	2001, 2007, 2008, 2009, 2010, 2012, 2013, 2014, 2016		
South Carolina (9):	2001, 2006, 2009, 2010, 2011, 2012, 2013, 2016, 2018, 2019		
Arkansas (7):	2002, 2003, 2010, 2011, 2014, 2016, 2017		
Alabama (1):	2013		
LSU (5):	2012, 2015, 2016, 2017, 2018		
Missouri (3):	2014, 2016, 2017		
Texas A&M (3):	2014, 2017, 2020		
Year:	UK's Series Captured that Season		
1997 (0):	-		
1998 (1):	Mississippi State		
1999 (0):	-		
2000 (4):	Auburn, Florida, Georgia, Tennessee		
2001 (3):	Auburn, Ole Miss, South Carolina		
2002 (2):	Arkansas, Mississippi State		
2003 (1):	Arkansas		
2004 (0):	-		
2005 (0):	-		
2006 (1):	South Carolina		
2007 (1):	Ole Miss		
2008 (1):	Ole Miss		
2009 (4):	Auburn, Mississippi State, Ole Miss, South Carolina		
2010 (4):	Arkansas, Mississippi State, Ole Miss, South Carolina		
2011 (5):	Arkansas, Mississippi State, Tennessee, Florida, South Carolina		
2012 (6*):	Auburn, Georgia, Ole Miss, Florida, LSU, South Carolina		
2013 (4):	Ole Miss, Miss. State, South Carolina, Alabama		
2014 (5):	Mississippi State, Missouri, Texas A&M, Ole Miss, Arkansas		
2015 (1):	No. 1 LSU		
2016 (6*):	at South Carolina, Ole Miss, at Arkansas, at No. 8 LSU, No. 18 Missouri, vs. Mississippi State		
2017 (3):	Arkansas, at Missouri, vs. Texas A&M		
2018 (2):	No. 8 LSU, No. 12 South Carolina		
2019 (3):	No. 11 South Carolina, Mississippi State, No. 14 Auburn, at No. 3 Alabama		
2020 (1):	Texas A&M		

*=School Record of SEC series won in single season

2020 Breakdown 2-1

TEXAS A&M (2-1)
Game 1: W, 11-9
Game 2: L, 6-3
Game 3: W, 9-8

at Mississippi State

Game 1:
Game 2:
Game 3:

FLORIDA

Game 1:
Game 2:
Game 3:

TENNESSEE

Game 1:
Game 2:
Game 3:

at Georgia

Game 1:
Game 2:
Game 3:

at Missouri

Game 1:
Game 2:
Game 3:


ARKANSAS

Game 1:
Game 2:
Game 3:

at Ole Miss

Game 1:
Game 2:
Game 3:

KENTUCKY HOME RUN TRACKER UNDER COACH KRISTINE HIMES



*71 = School Record



2020 KENTUCKY SOFTBALL | WEEK 6 | MISSISSIPPI STATE

STARTING LINEUPS BY BATTING ORDER

Opponent	1	2	3	4	5	6	7	8	9
Liberty	Johnson	Kowalik	Smith	Martens	Peyton	Deters	Blane	Spangler	Vick
Texas State	Kowalik	Smith	Peyton	Martens	Baalman	Spangler	Deters	Vick	Johnson
NC State	Kowalik	Smith	Peyton	Martens	Johnson	Humes	Spangler	Lindmark	Vick
Minnesota	Kowalik	Smith	Johnson	Martens	Baalman	Peyton	Blane	Spangler	Vick
Boise State	Kowalik	Smith	Johnson	Martens	Peyton	Baalman	Deters	Stoddard	Vick
Arizona State	Kowalik	Smith	Johnson	Martens	Peyton	Humes	Deters	Spangler	Vick
Illinois State	Kowalik	Smith	Johnson	Martens	Peyton	Abernathy	Humes	Stoddard	Vick
Arizona State	Kowalik	Vick	Smith	Martens	Peyton	Baalman	Abernathy	Spangler	Johnson
Detroit	Kowalik	Vick	Smith	Martens	Peyton	Johnson	Spangler	Blane	Babbs
Middle Tennessee	Kowalik	Vick	Smith	Martens	Peyton	Johnson	Spangler	Blane	Babbs
Georgia Tech	Kowalik	Vick	Smith	Martens	Peyton	Johnson	Humes	Spangler	Babbs
Samford	Kowalik	Vick	Smith	Peyton	Martens	Johnson	Lindmark	Blane	Babbs
DePaul	Kowalik	Vick	Smith	Martens	Peyton	Johnson	Abernathy	Stoddard	Spangler
Georgia Tech	Kowalik	Vick	Smith	Martens	Peyton	Johnson	Abernathy	Blane	Spangler
DePaul	Kowalik	Vick	Smith	Martens	Peyton	Johnson	Deters	Stoddard	Babbs
Loyola-Chicago	Kowalik	Vick	Smith	Martens	Peyton	Johnson	Abernathy	Stoddard	Spangler
Florida Int'l	Kowalik	Vick	Smith	Martens	Peyton	Johnson	Deters	Stoddard	Babbs
Western Michigan	Kowalik	Vick	Smith	Martens	Peyton	Johnson	Blane	Spangler	Babbs
Detroit	Kowalik	Vick	Smith	Martens	Peyton	Johnson	Lindmark	Blane	Spangler
Dartmouth	Kowalik	Vick	Smith	Martens	Peyton	Johnson	Deters	Blane	Spangler
Texas A&M (1)	Kowalik	Vick	Smith	Martens	Peyton	Johnson	Humes	Blane	Spangler
Texas A&M (2)	Kowalik	Vick	Smith	Martens	Peyton	Johnson	Deters	Blane	Spangler
Texas A&M (3)	Kowalik	Vick	Smith	Martens	Peyton	Humes	Deters	Blane	Spangler
Marshall	Kowalik	Smith	Spangler	Martens	Peyton	Humes	Deters	Blane	Abernathy
Mississippi St. (1)									
Mississippi St. (2)									
Mississippi St. (3)									
Northern Kentucky									
Miami (OH)									
Florida (1)									
Florida (2)									
Florida (3)									
Western Kentucky									
Tennessee (1)									
Tennessee (2)									
Tennessee (3)									
Ohio State									
Georgia (1)									
Georgia (2)									
Georgia (3)									
Morehead State									
Oklahoma (1)									
Oklahoma (2)									
Mizzou (1)									
Mizzou (2)									
Mizzou (3)									
Eastern Kentucky									
Arkansas (1)									
Arkansas (2)									
Arkansas (3)									
Louisville									
Ole Miss (1)									
Ole Miss (2)									
Ole Miss (3)									



2020 KENTUCKY SOFTBALL | WEEK 6 | MISSISSIPPI STATE

STARTING LINEUPS BY POSITION

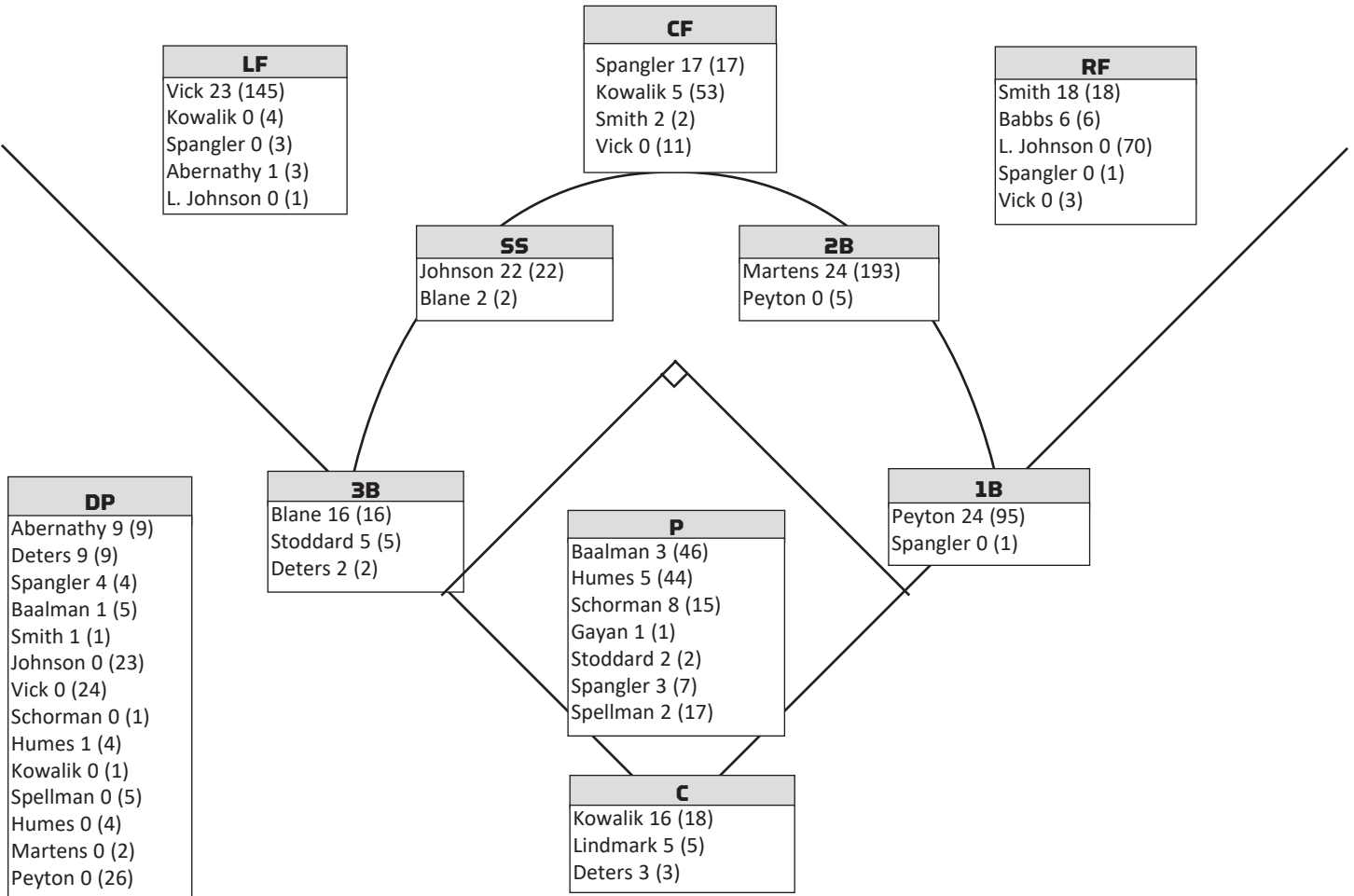
Opponent	C	1B	2B	3B	SS	LF	CF	RF	P
Liberty	Kowalik	Peyton	Martens	Blane	Johnson	Vick	Spangler	Smith	Schorman
Texas State	Deters	Peyton	Martens	Stoddard	Johnson	Vick	Spangler	Smith	Baalman
NC State	Lindmark	Peyton	Martens	Blane	Johnson	Vick	Spangler	Smith	Humes
Minnesota	Kowalik	Peyton	Martens	Blane	Johnson	Vick	Spangler	Smith	Schorman
Boise State	Deters	Peyton	Martens	Blane	Johnson	Vick	Kowalik	Smith	Stoddard
Arizona State	Kowalik	Peyton	Martens	Deters	Johnson	Vick	Spangler	Smith	Schorman
Illinois State	Lindmark	Peyton	Martens	Stoddard	Johnson	Vick	Kowalik	Smith	Humes
Arizona State	Kowalik	Peyton	Martens	Blane	Johnson	Vick	Spangler	Smith	Baalman
Detroit	Kowalik	Peyton	Martens	Blane	Johnson	Vick	Smith	Babbs	Gayan
Middle Tennessee	Kowalik	Peyton	Martens	Blane	Johnson	Vick	Spangler	Babbs	Schorman
Georgia Tech	Kowalik	Peyton	Martens	Blane	Johnson	Vick	Spangler	Babbs	Humes
Samford	Lindmark	Peyton	Martens	Blane	Johnson	Vick	Kowalik	Smith	Schorman
DePaul	Kowalik	Peyton	Martens	Stoddard	Johnson	Vick	Spangler	Smith	Spellman
Georgia Tech	Lindmark	Peyton	Martens	Blane	Johnson	Vick	Kowalik	Smith	Spangler
DePaul	Kowalik	Peyton	Martens	Stoddard	Johnson	Vick	Smith	Babbs	Schorman
Loyola Chicago	Kowalik	Peyton	Martens	Stoddard	Johnson	Vick	Spangler	Smith	Schorman
Florida International	Kowalik	Peyton	Martens	Blane	Johnson	Vick	Smith	Babbs	Stoddard
Western Michigan	Kowalik	Peyton	Martens	Blane	Johnson	Vick	Spangler	Babbs	Humes
Detroit	Deters	Peyton	Martens	Blane	Johnson	Vick	Kowalik	Smith	Spellman
Dartmouth	Lindmark	Peyton	Martens	Blane	Johnson	Vick	Kowalik	Smith	Spangler
Texas A&M (1)	Kowalik	Peyton	Martens	Blane	Johnson	Vick	Spangler	Smith	Schorman
Texas A&M (2)	Kowalik	Peyton	Martens	Blane	Johnson	Vick	Blane	Smith	Baalman
Texas A&M (3)	Kowalik	Peyton	Martens	Deters	Blane	Vick	Spangler	Babbs	Humes
Marshall	Lindmark	Peyton	Martens	Deters	Blane	Abernathy	Kowalik	Smith	Spangler
Mississippi St. (1)									
Mississippi St. (2)									
Mississippi St. (3)									
Northern Kentucky									
Miami (OH)									
Florida (1)									
Florida (2)									
Florida (3)									
Western Kentucky									
Tennessee (1)									
Tennessee (2)									
Tennessee (3)									
Ohio State									
Georgia (1)									
Georgia (2)									
Georgia (3)									
Morehead State									
Oklahoma (1)									
Oklahoma (2)									
Mizzou (1)									
Mizzou (2)									
Mizzou (3)									
Eastern Kentucky									
Arkansas (1)									
Arkansas (2)									
Arkansas (3)									
Louisville									
Ole Miss (1)									
Ole Miss (2)									
Ole Miss (3)									



2020 STARTS BY BATTING ORDER

Player	1	2	3	4	5	6	7	8	9
Renee Abernathy	1	4	.	1
Grace Baalman	2	2	.	.	.
Jaci Babbs	7
Emmy Blane	3	10	.
Emma Boitnott
Gabi Deters	1	9	.	.
Tekiya Garr-Carter
Sloan Gayan
Autumn Humes	4	3	.	.
Lauren Johnson	1	.	4	.	1	14	.	.	2
Kayla Kowalik	23	1
Cassie Lindmark	2	1	.
Alex Martens	.	.	.	23	1
Mallory Peyton	.	.	2	1	20	1	.	.	.
Meghan Schorman
Rylea Smith	.	7	17
Tatum Spangler	.	.	1	.	.	1	3	6	8
Larissa Spellman
Miranda Stoddard	6	.
Bailey Vick	.	16	1	6

STARTS BY POSITION IN 2020 (CAREER)





2020 KENTUCKY SOFTBALL | WEEK 6 | MISSISSIPPI STATE

2020 TEAM GAME-BY-GAME HITTING

Opponent	AB	R	H	RBI	2B	3B	HR	TB	BB	SB	CS	HBP	SAC	SFG	DP	K	PO	E	LOB	Avg
Liberty	28	6	11	6	3	0	2	20	2	0	0	1	0	2	0	3	21	2	5	.393
Texas State	25	2	8	2	0	0	0	8	3	0	2	0	1	0	0	4	21	1	8	.358
NC State	24	6	5	6	1	1	1	11	5	2	0	0	3	0	0	2	24	1	6	.312
Minnesota	28	7	8	6	0	1	1	16	1	0	3	1	1	0	0	10	21	0	2	.305
Boise State	34	16	17	16	8	0	2	31	7	0	3	0	2	0	0	5	21	2	9	.353
Arizona State	25	2	6	2	0	1	1	11	5	0	1	1	0	1	0	9	18	2	8	.335
Illinois State	28	7	9	7	2	0	2	17	3	0	2	0	2	1	0	8	21	1	6	.333
Arizona State	34	5	6	3	0	0	0	6	5	0	0	0	0	0	0	12	31	2	10	.310
Detroit	25	15	17	15	5	0	2	28	4	0	4	0	1	0	1	2	15	0	4	.347
Middle Tennessee	27	9	9	9	1	0	1	13	6	0	1	0	1	0	0	4	18	0	7	.345
Georgia Tech	33	10	13	10	3	0	1	19	4	0	5	0	3	2	2	7	24	1	12	.350
Samford	32	7	13	7	0	0	1	16	1	0	2	1	1	1	0	4	21	2	7	.356
DePaul	26	10	12	10	3	0	2	21	4	0	2	0	2	0	1	1	15	0	8	.363
Georgia Tech	23	1	4	1	1	0	1	8	3	0	0	0	1	2	0	1	18	1	7	.352
DePaul	29	9	10	7	2	0	0	12	3	0	1	0	1	0	1	1	18	0	7	.352
Loyola Chicago	25	10	9	9	2	1	1	16	6	0	3	1	0	0	0	0	18	0	5	.352
Florida International	40	17	19	17	4	2	3	36	4	0	1	0	1	0	0	3	21	2	7	.362
Western Michigan	28	13	13	11	2	2	2	25	6	0	0	1	0	0	0	4	15	0	6	.368
Detroit	31	22	18	18	5	2	0	27	5	0	2	0	1	0	1	3	15	0	4	.380
Dartmouth	26	4	4	4	0	0	3	13	1	0	0	0	0	0	0	8	21	4	2	.370
Texas A&M (1)	28	11	10	11	0	0	2	16	5	0	1	1	2	1	1	4	21	4	8	.369
Texas A&M (2)	26	3	5	3	0	1	1	10	4	0	1	0	0	0	0	2	21	1	6	.362
Texas A&M (3)	24	9	7	9	0	1	2	15	5	5	0	0	0	3	1	5	21	2	6	.359
Marshall	16	15	15	3	2	1	1	25	9	0	2	0	2	0	0	1	21	3	11	.364
Miss. St. (1)																				
Miss. St. (2)																				
Miss. St. (3)																				
Northern Kentucky																				
Miami (OH)																				
Florida (1)																				
Florida (2)																				
Florida (3)																				
Western Kentucky																				
Tennessee (1)																				
Tennessee (2)																				
Tennessee (3)																				
Ohio State																				
Georgia (1)																				
Georgia (2)																				
Georgia (3)																				
Morehead State																				
Oklahoma (1)																				
Oklahoma (2)																				
Missouri (1)																				
Missouri (2)																				
Missouri (3)																				
Eastern Kentucky																				
Arkansas (1)																				
Arkansas (2)																				
Arkansas (3)																				
Louisville																				
Ole Miss (1)																				
Ole Miss (2)																				
Ole Miss (3)																				



2020 KENTUCKY SOFTBALL | WEEK 6 | MISSISSIPPI STATE

2020 HOME RUN TRACKER

#	Player	Game#	Date	Opp.	Pitcher	On-base	Inning	Outs	Count	Score	Final
1.	Alex Martens	1	Feb 07	vs Liberty	KEENEY, K.	* 0...	4	0	1-1	0-0	W, 6-2
2.	Alex Martens (2)	1	Feb 07	vs Liberty	KIRBY, E.	.1..	7	2	3-1	4-0	W, 6-2
3.	Autumn Humes	3	Feb 08	vs NC State	Nester	...3	8	1	0-0	2-2	W, 6-2
4.	Mallory Peyton	4	Feb 09	vs Minnesota	Fiser	0...	2	2	1-0	0-0	W, 7-0
5.	Tatum Spangler	4	Feb 09	vs Minnesota	Pease	* 0...	5	0	1-0	4-0	W, 7-0
6.	Renee Abernathy	5	Feb 14	vs Boise State	BROADUS, K.	..2.	3	1	2-2	4-3	W, 16-14
7.	Mallory Peyton (2)	5	Feb 14	vs Boise State	BAILEY, H.	.1..	5	2	2-0	9-4	W, 16-14
8.	Grace Baalman	6	Feb 14	at Arizona State	Meza, C	0...	6	2	1-1	1-3	L, 2-3
9.	Mallory Peyton (3)	7	Feb 15	vs Illinois State	Day, M.	.1..	4	1	1-0	0-1	W, 7-1
10.	Alex Martens (3)	7	Feb 15	vs Illinois State	Day, M.	..2.	7	1	1-2	4-1	W, 7-1
11.	Alex Martens (4)	9	Feb 16	vs Detroit Mercy	Glenn	.1..	2	1	0-0	5-0	W, 15-3
12.	Mallory Peyton (4)	9	Feb 16	vs Detroit Mercy	Glenn	0...	2	1	1-1	7-0	W, 15-3
13.	Mallory Peyton (5)	10	Feb 19	at Middle Tennessee	Marinakis	* 0...	5	0	1-0	4-0	W, 9-0
14.	Mallory Peyton (6)	11	Feb 21	vs Georgia Tech	L. Ray	...3	3	1	3-1	1-4	W, 10-9
15.	Lauren Johnson (2)	12	Feb 21	at Samford	M. Robertson	...3	3	2	0-2	0-0	W, 7-4
16.	Lauren Johnson (3)	13	Feb 22	vs DePaul	Johnson	.1..	1	2	3-2	2-0	W, 10-1
17.	Gabi Deters	13	Feb 22	vs DePaul	Hocker	* 0...	5	0	1-2	8-1	W, 10-1
18.	Alex Martens (5)	14	Feb 22	vs Georgia Tech	M. Bruce	0...	6	2	2-1	0-6	L, 1-7
19.	Alex Martens (6)	16	Feb 28	vs Loyola-Chicago	D. Brown	.1..	5	1	2-1	4-1	W, 10-2
20.	Lauren Johnson (4)	17	Feb 28	vs Florida Intl	JONES, K.	* 0...	3	0	2-2	5-0	W, 17-1
21.	Mallory Peyton (7)	17	Feb 28	vs Florida Intl	JONES, K.	* 0...	7	0	0-2	8-1	W, 17-1
22.	Mallory Peyton (8)	17	Feb 28	vs Florida Intl	JONES, K.	.1..	7	1	1-0	15-1	W, 17-1
23.	Mallory Peyton (9)	18	Feb 29	vs Western Michigan	Stefanick	..2.	2	2	0-0	4-0	W, 13-0
24.	Autumn Humes (2)	18	Feb 29	vs Western Michigan	Galloway	.1..	4	2	1-1	9-0	W, 13-0
25.	Mallory Peyton (10)	20	Mar 01	vs Dartmouth	Plonka	0...	2	1	2-0	0-0	W, 4-0
26.	Alex Martens (7)	20	Mar 01	vs Dartmouth	Plonka	.1..	6	2	0-1	1-0	W, 4-0
27.	Autumn Humes, (3)	20	Mar 01	vs Dartmouth	Plonka	0...	7	2	0-0	3-0	W, 4-0
28.	Alex Martens (8)	21	Mar 07	Texas A&M	POTTS	..2.	3	1	2-1	1-8	W, 11-9
29.	Alex Martens (9)	21	Mar 07	Texas A&M	POTTS	..2.	4	2	3-1	4-9	W, 11-9
30.	Gabi Deters (2)	22	Mar 08	Texas A&M	POYNTER	.1..	6	2	1-1	1-6	L, 3-6
31.	Autumn Humes (3)	23	Mar 09	Texas A&M	POTTS	...3	1	2	0-2	0-0	W, 9-8
32.	Mallory Peyton (11)	23	Mar 09	Texas A&M	POTTS	...3	2	1	3-0	5-1	W, 9-8
33.	Miranda Stoddard (1)	24	Mar 12	Marshall	Blessin	..2.	6	1	1-0	16-15	W, 16-15

Solo	2-Run	3-Run	Grand Slams	Total Runs from Homers
12	10	6	5	70



RACHEL LAWSON

HEAD COACH - 13TH SEASON - ALL-TIME WINNINGEST HEAD COACH AT UK

When Rachel Lawson was named head coach of the University of Kentucky softball team in July 2007 she saw a program poised for success. She knew athletics director Mitch Barnhart and the rest of UK's administration would give her unwavering support, and most importantly she knew the Big Blue Nation would provide the home-field advantage necessary for her team to compete in the Southeastern Conference.

Entering her 13th season as UK's head coach in 2020, Lawson's vision for the UK softball program has become a realization. The winningest head coach in program history has not only lead UK to its first-ever appearance in the Women's College World Series, seven NCAA Super Regionals the last nine seasons, including a program-best 50 wins in 2014, but UK's administration come through on their promise and commitment to softball by providing Lawson with one of the nation's greatest collegiate softball facilities in the \$9.5 million John Cropp Stadium.

She became the first coach in program history to eclipse 400 wins at Kentucky against Utah on Feb. 15 in a 13-2 win over Utah in the inaugural ESPN St. Pete/Clearwater Elite Invitational Presented by Wilson.

In 2014, Lawson guided Kentucky to the Women's College World Series behind 50 wins. The Wildcats also set single-season records in at-bats, runs scored, doubles, home runs, RBI, total bases, walks, fielding percentage, putouts, lowest ERA and strikeouts. UK, which advanced to the program's first SEC Tournament Championship, started the season with a program-best 12 straight wins.

Six of the last seven seasons, Lawson has led the Wildcats to a national seed in the NCAA Tournament. The school's first-ever national seed was in 2013 - and UK hosted an NCAA Regional for the first time ever. Kentucky, which has made the NCAA Tournament each of the last 11 seasons, is one of just 18 schools nationally to claim that honor.

In 2019, Kentucky had one of its best offensive seasons ever - setting the school record for runs scored, batting average, on-base percentage, slugging and trying the program best with 71 home runs. Abbey Cheek was named the 2019 SEC Player of the Year, becoming the first player under Lawson to win a conference Player of the Year honor. Additionally, UK made its third-straight NCAA Super Regional and swept its way through the Lexington Regional for a third-straight season.

She guided the Wildcats to a run-rule sweep of the 2018 NCAA Lexington Regional, as the Wildcats became just the third team in NCAA history to run rule all three games of a regional. Kentucky beat Illinois-Chicago 10-1 in the opening round, shutout Notre Dame 10-0 in the 1-0 game and then ended the weekend with a 9-1 win over the Fighting Irish to book UK's sixth ticket to the NCAA Super Regionals.

Lawson helped guide Kentucky to its best regular season in program history in 2016, winning 43 games in the regular season, ending with a No. 9 national seed in the NCAA Tournament, a new program best. The Wildcats earned the right to host the NCAA Tournament for the third time in the last four seasons at John Cropp Stadium in Lexington. Lawson was named the 2016 SEC Coach of the Year, and joined Kelsey Nunley (SEC Pitcher of the Year) as the first two Kentucky winners of those awards.

The 2016 team finished with some of the best pitching numbers in program history, setting school records in the circle for lowest team ERA (1.71), lowest opponent batting average (.191), fewest runs allowed (130), fewest earned runs allowed (98), fewest hits allowed (280) and fewest doubles allowed (44)

Lawson has won 524 career games at the head of the dugout and has coached four National Fastpitch Coaches Association All-Americans in the last 10 years. Abbey Cheek became the first unanimous All-American in program history in 2019 after the most prolific offensive season in Kentucky annals. In 2016, senior pitcher Kelsey Nunley became the second All-American in program history (Molly Johnson, 2nd Team), and the first to be named to the First Team. That was followed by Katie Reed in the 2018 season, who was named to the third team.



Now sitting at 524-360 in her 12 seasons at Kentucky, Lawson is the winningest head coach in school history and already has more wins in SEC play than UK had all told as a program when she took over in 2007. UK finished the 2014 season ranked sixth in both national listings for its best final ranking ever. In 2013, Kentucky was ranked in the top 14 of both collegiate softball rankings for the second time in school history with nine wins over ranked teams. In her 12 seasons at Kentucky, Lawson has defeated over 100 ranked foes, including 53 wins vs. top-10 teams and 29 against top-five teams.

Lawson's 2013 squad set the stage for the 2014 run to the Women's College World Series, setting several school records, including a then-program record 41 wins. All told, Lawson has directed the Wildcats to 30 or more victories in 11-straight seasons, which also resonates as a program record. In her 12 years with Kentucky, Lawson has helped UK players earn 50 All-SEC honors and 29 SEC Player of the Week honors.

Lawson's impact on the UK program is obvious, but her ability to develop players sometimes gets overshadowed by her impressive credentials in handling the day-to-day running of a program. Lawson, who serves as the pitching coach for the Wildcats, has guided three different pitchers to throw no-hitters against top-25 teams in just the last seven seasons alone. In all, UK has 17 career no-hitters - all of which have come under Lawson's tenure - including two perfect games.

Kentucky's 2012 season was highlighted by an impressive second-half surge with upsets of 12 ranked opponents, a then Lawson-best fifth place finish in SEC action, a program-record six captured conference series and a senior class who became the first class in school history to tally a .500 record or better in each of their four seasons of play.

In 2011, Lawson directed the Wildcats to their first NCAA Super Regional appearance and finished the season ranked No.12 in the country. The 2011 team earned a 40-16 overall record to set a new single-season standard for wins in a season before Lawson's 2013 team posted 41. UK appeared in the national rankings for a school-record 14 consecutive weeks, defeated 12 top-25 ranked opponents, captured five SEC series and became a national story with a dramatic postseason run which included a seventh-inning rally



RACHEL LAWSON, CONT.

to knock off the nation's No. 2 team in Michigan in Ann Arbor to advance to Super Regionals.

The 2011 Wildcats shattered 12 single-season UK records, including home runs (65), RBI (275) and batting average (.275). Individually, the Wildcats had a school-record five players earn National Fastpitch Coaches Association All-Region honors in Meagan Aull, Cervantes, Kara Dill, Riley and Megan Yocke. Following the end of the impressive 2011 season, Lawson was rewarded with a five-year contract extension keeping her at the helm of the Wildcat program through 2016. That contract has been extended several times since, including June of 2014, which keeps Lawson in UK blue through the 2020 season.

During the season the head coach also charted her 100th career victory in a 5-1 UK triumph over Eastern Illinois on March 1. Lawson became the winningest head coach in program history on April 10, 2013 with win No. 182 against Eastern Kentucky in Richmond, Ky.

Lawson became just the third head coach in the history of the Kentucky softball program after spending three seasons at Western Kentucky. She also served as an assistant coach at Maryland from 1996-2002 and was the associate head coach of the Philadelphia Force professional team in 2006.

Lawson tallied a record of 92-84 (.523) during her tenure with the Hill-toppers. In her first season at WKU, she led the Toppers to a spot in the Sun Belt Conference Tournament championship game. Picked to finish last in the preseason poll, WKU tied for second in the conference standings after setting a school record with 12 Sun Belt victories. The Billings, Mont., native led WKU to a 33-24 record in 2005 and reached the 30-win plateau again in 2007.

The win handed UL its first run-rule defeat in an SBC contest. Three Hill-toppers - Lathrop, Rolfs and Rogge - each earned SBC Player- and Pitcher-of-the-Week honors throughout the season, as Rolfs and outfielder Alana Towns notched all-conference honors.

Lawson was a two-time all-conference player at Massachusetts, where she was part of a program that advanced to the 1992 Women's College World Series, and has seven years experience as an assistant coach at Maryland.

During her four-year career at UMass, Lawson helped the Minutewomen post a combined record of 142-68 (67.6 percent) including a 39-3 (92.9 percent) Atlantic 10 mark. In addition to the 1992 WCWS appearance, she was a part of squads that also advanced to the NCAA Tournament her freshman season, won three A-10 Tournament titles and claimed the league regular-season championship four straight years.

Lawson was honored individually for her accomplishments on and off the field. She was both an All-Conference and All-Atlantic 10 Tournament performer in 1992 and 1994, and was also named to the A-10 Academic all-conference squad following each of her final two seasons.

Lawson joined the Maryland staff in 1996 and helped the Terrapins post six winning seasons in her seven years in College Park. Her responsibilities included recruiting, scheduling, organizing practice and travel, as well as running camps and clinics. In 1999, Lawson and company were selected the National Fastpitch Coaches Association Mid-Atlantic Coaching Staff of the Year after leading the Terrapins to a 51-23 record, their first ACC regular-season title and the championship game of the NCAA Region II Tournament.

During her time at Maryland, Lawson helped eight individuals earn NFCA all-region accolades -- with an All-America honoree in 1999 -- and nine players collected all-conference honors.

A 1994 graduate of Massachusetts with a degree in exercise science, Lawson also earned her master's degree in sports management from UMass in 1998. She is the daughter of Elaine and Gerald Lawson and has 11 siblings.

Before Lawson	Kentucky	During Lawson
11	Seasons	13
1	Winning Seasons	11
242 (.373)	Wins. (Pct.)	449 (.621)
64	SEC Wins	142
11	Wins vs. Top 25	106
0	NCAA Tournaments	11
0	Super Regionals	7
0	WCWS	1
4	All-SEC Honors	50
94	SEC Academic Honor Roll Honorees	171

LAWSON YEAR-BY-YEAR AS HEAD COACH

Year	Team	Overall Record	Conference Record
2005	Western Kentucky	33-24	11-8
2006	Western Kentucky	29-28	8-7
2007	Western Kentucky	30-32	11-13
2008	Kentucky	17-37	3-25
2009	Kentucky	34-23	13-14
2010	Kentucky	32-27	13-15
2011	Kentucky	40-16	14-9
2012	Kentucky	30-30	15-13
2013	Kentucky	41-21	13-11
2014	Kentucky	50-19	13-11
2015	Kentucky	32-26	5-19
2016	Kentucky	46-14	17-7
2017	Kentucky	39-19	12-12
2018	Kentucky	35-21	8-15
2019	Kentucky	36-24	14-10
2020	Kentucky	20-4	2-1
Total	16 Seasons	544-364	211-190
	At Kentucky (13 years)	452-279	142-162
	At WKU	92-84	30-31

2008-Present: Kentucky, Head Coach
2005-07: Western Kentucky, Head Coach
1996-2002: Assistant Coach, Maryland



LAWSON VS. ALL OPPONENTS

Team	Total	At UK	At WKU	Team	Total	At UK	At WKU
Akron	1-1	--	1-1	Morehead State	6-0	6-0	--
Alabama	8-21	8-20	0-1	Murray State	4-0	4-0	--
Albany	1-0	1-0	--	New Mexico	1-0	1-0	--
Arizona	1-0	1-0	--	New Mexico St.	4-4	1-2	3-2
Arizona State	2-5	2-5	--	Nicholls State	1-0	1-0	--
Arkansas	17-13	16-13	1-0	North Carolina	2-0	2-0	--
Auburn	11-20	11-20	--	N.C. State	3-2	2-1	1-1
Austin Peay	10-1	4-0	6-1	North Dakota State	2-0	2-0	--
Ball State	1-0	1-0	--	Northern Kentucky	3-0	3-0	--
Baylor	0-1	0-1	--	North Florida	2-0	2-0	--
Belmont	4-0	--	4-0	Northern Illinois	2-0	2-0	--
Bethune-Cookman	1-0	1-0	--	North Texas	9-4	--	9-4
Boise State	1-0	1-0	--	Northwestern	1-0	1-0	--
Bradley	1-1	1-0	0-1	Notre Dame	5-0	5-0	--
Brigham Young	1-1	1-1	--	Ohio	9-1	8-0	1-0
Buffalo	0-1	--	0-1	Ohio State	3-3	2-3	--
Butler	2-0	2-0	--	Oklahoma	1-3	1-3	--
California	4-4	4-4	--	Oklahoma State	0-1	0-1	--
Cal State Fullerton	3-0	3-0	--	Ole Miss	18-9	18-9	--
Cal Poly	1-0	1-0	--	Oregon	4-5	4-5	--
Canisius	1-0	1-0	--	Oregon State	2-1	2-1	--
Centenary	1-0	1-0	--	Penn State	2-0	2-0	--
Central Florida	2-2	2-2	--	Pacific	1-0	1-0	--
Central Michigan	1-0	1-0	--	Pittsburgh	2-2	2-2	--
Colorado State	1-1	1-0	0-1	Portland State	0-1	0-1	--
Connecticut	2-1	2-1	--	Purdue	2-1	2-0	0-1
Dartmouth	1-0	1-0	--	Radford	1-0	1-0	--
Dayton	2-0	2-0	--	Sam Houston State	1-0	1-0	--
Detroit	2-0	2-0	--	Samford	1-0	1-0	--
DePaul	5-2	5-2	--	Santa Clara	1-0	1-0	--
Drexel	1-0	1-0	--	San Diego	1-0	1-0	--
Duke	1-0	--	1-0	San Diego State	6-1	5-1	1-0
Eastern Illinois	2-0	2-0	--	SE Missouri St.	4-0	2-0	2-0
Eastern Kentucky	15-2	13-0	2-2	South Alabama	2-1	--	2-1
Eastern Michigan	0-1	--	0-1	South Carolina	22-10	22-10	--
Evansville	4-1	3-0	1-1	South Dakota	1-0	1-0	--
Fairfield	1-0	1-0	--	South Florida	3-2	1-0	2-2
Florida	8-20	8-20	--	Southern Illinois	4-0	4-0	--
Florida A&M	4-0	4-0	--	SIUE	2-0	2-0	--
Florida Atlantic	7-3	7-0	0-3	Stanford	1-1	1-1	--
Florida Int.	8-5	2-0	6-5	Stephen F. Austin	2-0	2-0	--
Florida State	2-2	2-2	--	Stetson	2-0	2-0	--
Georgetown	1-0	1-0	--	St. Francis (Pa.)	1-0	1-0	--
Georgia	6-27	6-24	0-3	St. John's	1-0	--	1-0
Georgia State	0-1	0-1	--	St. Louis	1-0	1-0	--
Georgia Southern	4-1	4-1	--	Syracuse	1-0	1-0	--
Georgia Tech	1-2	1-2	--	Tennessee	8-23	8-21	0-2
George Washington	1-0	1-0	--	Tennessee-Chatt.	4-1	3-1	1-0
Harvard	1-0	1-0	--	Tennessee-Martin	2-1	1-0	1-1
Hawaii	1-2	1-2	--	Tennessee State	5-1	--	5-1
Hofstra	1-0	1-0	--	Tennessee Tech	4-0	4-0	--
Houston	1-1	1-1	--	Texas	2-1	2-1	--
Howard	1-0	1-0	--	Texas A&M	8-7	8-7	--
Illinois	4-1	4-1	--	Texas A&M-CC	0-1	0-1	--
Illinois-Chicago	2-0	1-0	--	Texas State	1-0	1-0	--
Illinois State	2-3	1-0	1-3	Texas Tech	1-2	1-2	--
Indiana	8-3	6-2	2-1	Toledo	3-0	3-0	--
Indiana State	0-1	--	0-1	Troy	2-6	--	2-6
Iowa	0-1	0-1	--	UAB	0-2	0-2	--
IPFW	1-0	1-0	--	UC Davis	2-0	2-0	--
IUPUI	2-1	1-0	1-1	UC Riverside	1-0	1-0	--
Jacksonville	2-0	--	2-0	UCLA	3-7	3-7	--
Jacksonville State	2-0	2-0	--	UNC-Wilmington	0-1	--	0-1
James Madison	2-1	2-0	0-1	UNC-Charlotte	0-1	0-1	--
Kansas	2-1	2-1	--	UNLV	1-0	1-0	--
Kent State	5-1	5-1	--	USC Upstate	1-0	1-0	--
Kentucky	2-4	--	2-4	Utah	3-2	3-2	--
Kennesaw State	0-1	0-1	--	Valparaiso	1-0	1-0	--
La.-Lafayette	4-12	1-2	3-10	Virginia	1-1	--	1-1
La.-Monroe	3-0	--	3-0	Virginia Tech	4-3	4-2	0-1
Lehigh	1-0	1-0	--	Wagner Coll.	1-0	--	1-0
Louisiana Tech	2-0	2-0	--	Washington	1-4	1-3	0-1
Liberty	2-0	2-0	--	Western Carolina	1-0	1-0	--
Lipscomb	6-3	2-1	4-2	Western Illinois	1-1	0-1	1-0
Long Beach St.	4-1	3-1	1-0	Western Kentucky	9-1	9-1	--
LIU-Brooklyn	2-0	2-0	--	Western Michigan	4-0	4-0	--
Louisville	10-16	8-13	2-3	Wichita State	1-1	1-1	--
LSU	14-20	14-18	0-2	Winthrop	2-3	1-0	1-3
Loyola-Chicago	1-0	0-0	--	Wright State	6-0	3-0	3-0
Loyola Marymount	3-0	2-0	1-0	Totals	544-364	452-279	92-84
Marshall	9-0	9-0	--				
Maryland	2-1	2-1	--				
Memphis	2-1	2-1	--				
Miami (Ohio)	5-1	5-0	0-1				
Michigan	3-6	3-5	0-1				
Michigan State	1-1	--	1-1				
Middle Tenn. St.	14-3	6-0	8-3				
Minnesota	2-1	2-1	--				
Missouri	8-7	8-7	--				
Mississippi St.	21-10	21-9	0-1				
MS Valley State	3-0	1-0	2-0				
Missouri-Kansas City	1-0	1-0	--				



CAREER RECORDS

Games Played

1. Leslie Kwiatkowski	254	(1998-2001)
2. Tiffany Kruse	252	(1998-2001)
3. Griffin Joiner	249	(2012-2015)
Christian Stokes	249	(2013-2016)
5. Sylver Samuel	244	(2013-2016)
6. Nikki Sagermann	242	(2013-2016)
7. Andy Eilertson	239	(1999-2002)
8. Lauren Cumbess	236	(2011-2014)
Maisie Steed	236	(2013-2016)
10. Emily Jolly	235	(2011-2014)

HITTING

Hits

1. Leslie Kwiatkowski	285	(1998-2001)
2. Nikki Jones	268	(2000-2003)
3. Molly Johnson	264	(2007-2010)
4. Katie Reed	256	(2016-2019)
5. Lyndsey Angus	239	(2000-2003)
6. Abbey Cheek	228	(2016-2019)
7. Tiffany Kruse	224	(1998-2001)
Natalie Smith	224	(2007-2010)
9. Griffin Joiner	212	(2012-2015)
10. Meagan Aull	211	(2008-2011)

Runs Batted In

1. Abbey Cheek	202	(2016-2019)
2. Alex Martens	181	(2017-Pres.)
3. Brittany Cervantes	161	(2009-2012)
4. Griffin Joiner	143	(2012-2015)
5. Leslie Kwiatkowski	137	(1998-2001)
6. Molly Johnson	135	(2007-2010)
7. Jenny Schaper	122	(2016-2019)
8. Nikki Sagermann	121	(2013-2016)
9. Katie Reed	118	(2016-2019)
Lauren Cumbess	118	(2011-2014)
Tiffany Kruse	118	(1998-2001)

Batting Average (min. 200 at bats)

1. Molly Johnson	.389	(2007-2010)
2. Nikki Jones	.365	(2000-2003)
3. Lyndsey Angus	.360	(2000-2003)
4. Leslie Kwiatkowski	.351	(1998-2001)
5. Katie Reed	.345	(2016-2019)
Abbey Cheek	.345	(2016-2019)
7. Alex Martens	.332	(2017-Pres.)
8. Kara Dill	.330	(2010-2013)
9. Natalie Smith	.329	(2007-2010)
10. Abbey Cheek	.324	(2016-Pres.)
11. Brooke Marnitz	.320	(2004-2007)

Doubles

1. Molly Johnson	56	(2007-2010)
2. Leslie Kwiatkowski	47	(1998-2001)
3. Lyndsey Angus	44	(2000-2003)
4. Brittany Cervantes	42	(2009-2012)
Tiffany Kruse	42	(1998-2001)
Griffin Joiner	42	(2012-2015)
7. Katie Reed	41	(2016-2019)
Alex Martens	41	(2017-2020)
9. Angie Del Pozzo	38	(1999-2002)
10. Lauren Cumbess	37	(2011-2014)

Triples

1. Leslie Kwiatkowski	20	(1998-2001)
-----------------------	----	-------------

2. Tiffany Kruse	18	(1998-2001)
3. Kayla Kowalik	13	(2019-Pres.)
4. Nikki Jones	12	(2000-2003)
5. Meghan Cooper	10	(2002-2006)
Angie Del Pozzo	10	(1999-2002)
Molly Johnson	10	(2007-2010)
Megan Yocke	10	(2008-2011)

Walks

1. Griffin Joiner	131	(2012-2015)
2. Megan Yocke	122	(2008-2011)
Nikki Sagermann	122	(2013-2016)
4. Brittany Cervantes	118	(2009-2012)
5. Abbey Cheek	116	(2016-2019)
6. Lyndsey Angus	98	(2000-2003)
7. Destinee Mordecai	89	(2007-2010)
8. Maisie Steed	84	(2013-2016)
9. Brooke Marnitz	77	(2004-2007)
10. Alex Martens	75	(2017-Pres.)

At-Bats

1. Leslie Kwiatkowski	811	(1998-2001)
2. Tiffany Kruse	764	(1998-2001)
3. Katie Reed	741	(2016-2019)
4. Nikki Jones	734	(2000-2003)
5. Griffin Joiner	700	(2012-2015)
6. Meagan Aull	691	(2008-2011)
7. Natalie Smith	681	(2007-2010)
8. Molly Johnson	678	(2007-2010)
9. Christian Stokes	676	(2013-2016)
10. Angie Del Pozzo	664	(1999-2002)
Andy Eilertson	664	(1999-2002)

Runs Scored

1. Abbey Cheek	173	(2016-2019)
2. Molly Johnson	161	(2007-2010)
3. Katie Reed	148	(2016-2019)
4. Leslie Kwiatkowski	145	(1998-2001)
5. Brittany Cervantes	139	(2009-2012)
6. Nikki Jones	138	(2000-2003)
7. Lyndsey Angus	136	(2000-2003)
Megan Yocke	136	(2008-2011)
9. Christian Stokes	125	(2013-2016)
10. Kara Dill	119	(2010-2013)
Sylver Samuel	119	(2013-2016)

Home Runs

1. Abbey Cheek	61	(2016-2019)
2. Brittany Cervantes	48	(2009-2012)
3. Griffin Joiner	35	(2012-2015)
Molly Johnson	35	(2007-2010)
5. Nikki Sagermann	34	(2013-2016)
Alex Martens	34	(2017-Pres.)
7. Brooke Marnitz	31	(2004-2007)
8. Katie Campbell	30	(2004-2007)
Mallory Peyton	30	(2018-Pres.)
9. Jenny Schaper	28	(2016-2019)

Slugging Pct. (min. 200 at bats)

1. Abbey Cheek	.678	(2016-2019)
2. Molly Johnson	.656	(2007-2010)
3. Alex Martens	.583	(2017-Pres.)
4. Brittany Cervantes	.577	(2009-2012)
5. Brooke Marnitz	.575	(2004-2007)
6. Nikki Sagermann	.523	(2013-Pres.)

7. Griffin Joiner	.519	(2012-2015)
8. Leslie Kwiatkowski	.518	(1998-2001)
Megan Yocke	.518	(2008-2011)
10. Lyndsey Angus	.510	(2000-2003)

Total Bases

1. Abbey Cheek	454	(2016-2019)
2. Molly Johnson	445	(2007-2010)
3. Leslie Kwiatkowski	420	(1998-2001)
4. Brittany Cervantes	370	(2009-2012)
5. Katie Reed	367	(2016-2019)
6. Griffin Joiner	363	(2012-2015)
7. Alex Martens	341	(2017-Pres.)
8. Lyndsey Angus	338	(2000-2003)
9. Tiffany Kruse	323	(1998-2001)
10. Megan Yocke	322	(2008-2011)

Stolen Bases

1. Sylver Samuel	84	(2013-2016)
2. Leslie Kwiatkowski	82	(1998-2001)
3. Meagan Aull	71	(2008-2011)
4. Beth Fogel	70	(1999-2002)
5. Molly Johnson	66	(2007-2010)
6. Jessica Nance	64	(2002-2005)
7. Kara Dill	57	(2010-2013)
Katie Reed	57	(2016-2019)
9. Bailey Vick	45	(2017-Pres.)
10. Erin Rethlake	38	(2015-2018)

FIELDING

Fielding Pct. (min. 100 chances)

1. Jenny Schaper	.992	(2016-2019)
Griffin Joiner	.992	(2012-2015)
Megan Yocke	.992	(2008-2011)
4. Lauren Cumbess	.985	(2011-2014)
Jamie Dardis	.985	(2000-2002)
6. Maisie Steed	.984	(2013-2016)
7. Sam. DeMartine	.983	(2008-2011)
8. Lorie Horner	.982	(1997-2098)
Katie Campbell	.982	(2004-2007)
10. Alli Eckman	.981	(2005-2007)



Brittany Cervantes



CAREER RECORDS

Putouts

1. Griffin Joiner	1,557	(2012-2015)
2. Jenny Schaper	1,260	(2016-2019)
3. Megan Yocke	1,203	(2008-2011)
4. Megan Glenn	1,117	(2003-2006)
5. Maisie Steed	1,051	(2013-2016)
6. Sam. DeMartine	1,041	(2008-2011)
7. Andy Eilertson	1,038	(1999-2002)
8. Lauren Cumbess	931	(2011-2014)
9. Katie Campbell	664	(2004-2007)
10. Lyndsey Angus	662	(2000-2003)

Assists

1. Angie Del Pozzo	552	(1999-2002)
2. Katie Reed	532	(2016-2019)
3. Christian Stokes	517	(2013-2016)
4. Molly Johnson	510	(2007-2010)
5. Abbey Cheek	486	(2016-2019)
6. Rachel Friberg	475	(2001-2004)
7. Meghan Cooper	452	(2002-2006)
8. Nikki Sagermann	450	(2013-2016)
9. Nikki Jones	416	(2000-2003)
10. Brittany Cervantes	374	(2009-2012)

PITCHING

Appearances

1. Kelsey Nunley	171	(2013-2016)
2. Keary Camunas	158	(1997-2000)
3. Chanda Bell	143	(2009-2012)
4. Amy Kendall	133	(2003-2006)
5. Meagan Prince	122	(2013-2017)
6. Jennifer Howland	105	(1999-2002)
7. Rachel Riley	97	(2009-2012)
8. Amber Matousek	90	(2007-2010)
9. Morgan Marr	80	(2000-2002)
10. Meghan Cooper	75	(2002-2006)

Innings Pitched

1. Kelsey Nunley	943.1	(2013-2016)
------------------	-------	-------------

2. Keary Camunas	897.2	(1997-2000)
3. Chanda Bell	724.0	(2009-2012)
4. Amy Kendall	586.0	(2003-2006)
5. Meagan Prince	525.1	(2014-2017)
6. Rachel Riley	477.1	(2009-2012)
7. Jennifer Howland	476.2	(1999-2002)
8. Amber Matousek	442.0	(2007-2010)
9. Morgan Marr	371.0	(2000-2002)
10. Meghan Cooper	340.2	(2002-2006)

Games Started

1. Keary Camunas	137	(1997-2000)
2. Kelsey Nunley	117	(2013-2016)
3. Chanda Bell	105	(2009-2012)
4. Amy Kendall	84	(2003-2006)
5. Amber Matousek	77	(2007-2010)
6. Jennifer Howland	74	(1999-2002)
7. Meagan Prince	73	(2014-2017)
8. Morgan Marr	61	(2000-2002)
9. Lauren Cumbess	57	(2011-2014)
Rachel Riley	57	(2009-2012)

ERA (min. 100 IP)

1. Kelsey Nunley	1.96	(2013-2016)
2. Meagan Prince	2.37	(2014-2017)
3. Keary Camunas	2.49	(1997-2000)
4. Chanda Bell	2.55	(2009-2012)
5. Rachel Riley	2.68	(2009-2012)
6. Grace Baalman	2.72	(2018-Pres.)
7. Shannon Smith	2.75	(2014-2016)
8. Lauren Cumbess	2.83	(2011-2014)
9. Jessica Trueblood	2.99	(2006)
10. Gretchen Prugh	3.03	(2004)

Opponent Batting Avg. (min. 250 batters faced)

1. Chanda Bell	.200	(2009-2012)
2. Shannon Smith	.202	(2014-2017)
3. Kelsey Nunley	.211	(2013-2016)
4. Lauren Cumbess	.215	(2011-2014)

5. Meagan Prince	.231	(2014-2017)
6. Gretchen Prugh	.238	(2004)
7. Grace Baalman	.247	(2018-Pres.)
Keary Camunas	.247	(1997-2000)
9. Rachel Riley	.255	(2009-2012)

Strikeouts

1. Chanda Bell	910	(2009-2012)
2. Kelsey Nunley	809	(2013-2016)
3. Keary Camunas	550	(1997-2000)
4. Meagan Prince	446	(2014-2017)
5. Amy Kendall	302	(2003-2006)
6. Rachel Riley	259	(2009-2012)
7. Lauren Cumbess	257	(2011-2014)
8. Amber Matousek	252	(2007-2010)
9. Grace Baalman	231	(2018-Pres.)
9. Shannon Smith	207	(2014-2017)
11. Autumn Humes	177	(2018-Pres.)

Wins

1. Kelsey Nunley	92	(2013-2016)
2. Chanda Bell	68	(2009-2012)
3. Meagan Prince	63	(2014-2017)
4. Keary Camunas	54	(1997-2000)
5. Rachel Riley	40	(2009-2012)
6. Amy Kendall	31	(2003-2006)
7. Lauren Cumbess	29	(2011-2014)
Morgan Marr	29	(2000-2002)
9. Amber Matousek	28	(2007-2010)
10. Jennifer Howland	27	(1999-2002)
Grace Baalman	27	(2018-Pres.)

Saves

1. Kelsey Nunley	9	(2013-2016)
Meagan Prince	9	(2014-2017)
3. Chanda Bell	6	(2009-2012)
4. Keary Camunas	5	(1997-2000)



Chanda Bell



Lauren Cumbess



Rachel Riley



SINGLE SEASON RECORDS

Games Played

1. Joiner/Stokes/Sagermann/Samuel	69	(2014)
2. Lauren Cumbess	67	(2014)
Tiffany Kruse	67	(1999)
Leslie Kwiatkowski	67	(1999)
3. Jennifer Howland	66	(1999)
4. Andy Eilertson	65	(2000)
Nikki Jones	65	(2000)
Tiffany Kruse	65	(2000)
5. Leslie Kwiatkowski	64	(2000)

Hits

1. Molly Johnson	81	(2009)
2. Leslie Kwiatkowski	80	(2000)
3. Leslie Kwiatkowski	77	(1999)
4. Tiffany Kruse	72	(1999)
5. Katie Reed	71	(2017)
Kara Dill	71	(2012)
Nikki Jones	71	(2003)
Leslie Kwiatkowski	71	(1998)
8. Molly Johnson	69	(2010)
Katie Reed	69	(2019)

Megan Yocke	5	(2009)
Kayla Kowalik	5	(2019)

Home Runs

1. Brooke Marnitz	21	(2007)
2. Abbey Cheek	20	(2019)
3. Abbey Cheek	18	(2018)
4. Brittany Cervantes	15	(2011)
5. Nikki Sagermann	13	(2014)
Brittany Cervantes	13	(2012)
Molly Johnson	13	(2010)
Lauren Cumbess	13	(2013)
Alex Martens	13	(2019)
Mallory Peyton	13	(2019)
6. Abbey Cheek	12	(2017)
Katie Campbell	12	(2007)
Amber Janneck	12	(2004)
Jenny Schaper	12	(2019)
7. Mallory Peyton	11	(2020)
Griffin Joiner	11	(2015)
Megan Yocke	11	(2011)
10. Griffin Joiner	10	(2013, 2014)
Lauren Cumbess	10	(2014)
Meagan Aull	10	(2011)
Brittany Cervantes	10	(2010)
Brittany Cervantes	10	(2009)
Samantha DeMartine	10	(2011)
Abbey Cheek	10	(2016)

HITTING

Batting Average

1. Nikki Jones	.442	(2002)
2. Molly Johnson	.433	(2009)
3. Abbey Cheek	.428	(2019)
4. Molly Johnson	.401	(2008)
5. Brooke Marnitz	.399	(2007)
6. Leslie Kwiatkowski	.398	(2000)
7. Nikki Jones	.388	(2003)
8. Lyndsey Angus	.384	(2003)
9. Kara Dill	.377	(2011)
10. Molly Johnson	.375	(2010)

Doubles

1. Molly Johnson	20	(2008)
2. Tiffany Kruse	16	(2000)
Leslie Kwiatkowski	16	(2001)
Katie Reed	16	(2019)
4. Brittany Cervantes	15	(2012)
5. Griffin Joiner	14	(2013)
Molly Johnson	14	(2009)
Lauren Johnson	14	(2019)
8. Christian Stokes	13	(2014)
Lyndsey Angus	13	(2002)
Alex Martens	13	(2017)
Jenny Schaper	13	(2019)
Abbey Cheek	13	(2019)

At-Bats

1. Nikki Jones	212	(2000)
2. Tiffany Kruse	208	(1999)
3. Leslie Kwiatkowski	207	(1999)
4. Leslie Kwiatkowski	206	(1998)
5. Lauren Cumbess	203	(2014)
6. Kara Dill	202	(2012)
7. Jennifer Howland	201	(1999)
Leslie Kwiatkowski	201	(2000)
Lauren Cumbess	201	(2013)
10. Tiffany Kruse	199	(2000)

Triples

1. Kayla Kowalik	8	(2020)
2. Tiffany Kruse	7	(2000)
3. Angie Del Pozzo	6	(2001)
Leslie Kwiatkowski	6	(2000)
Leslie Kwiatkowski	6	(1998)
6. Kara Dill	5	(2012)
Nikki Jones	5	(2003)
Tiffany Kruse	5	(1999)

Runs Batted In

1. Alex Martens	66	(2019)
2. Brooke Marnitz	61	(2007)
3. Abbey Cheek	56	(2018)
4. Abbey Cheek	53	(2019)
5. Brittany Cervantes	52	(2011)
Abbey Cheek	52	(2016)
7. Leslie Kwiatkowski	50	(2000)
8. Nikki Sagermann	49	(2014)
9. Alex Martens	47	(2020)
10. Katie Reed	43	(2019)
Griffin Joiner	43	(2015)
Leslie Kwiatkowski	43	(1999)
Lauren Cumbess	43	(2013)

Runs Scored

1. Brittany Cervantes	55	(2011)
2. Abbey Cheek	54	(2019)
3. Molly Johnson	53	(2009)
4. Kayla Kowalik	49	(2019)
5. Molly Johnson	48	(2010)
6. Megan Yocke	47	(2011)
7. Katie Reed	45	(2018)
8. Kara Dill	44	(2011)
9. Leslie Kwiatkowski	43	(2000)
Katie Reed	43	(2019)
10. Brooke Marnitz	42	(2007)
Abbey Cheek	42	(2016)

Total Bases

1. Abbey Cheek	138	(2019)
2. Brooke Marnitz	137	(2007)



Abbey Cheek



SINGLE SEASON RECORDS

3. Molly Johnson	130	(2009)
4. Molly Johnson	125	(2010)
5. Leslie Kwiatkowski	117	(1999)
6. Lauren Cumbess	116	(2013)
7. Leslie Kwiatkowski	115	(2000)
Abbey Cheek	115	(2018)
8. Meagan Aull	112	(2011)
9. Angie Del Pozzo	110	(2001)
10. Jenny Schaper	108	(2019)
Lauren Cumbess	108	(2014)
Brittany Cervantes	108	(2012)

On-Base Pct.

1. Abbey Cheek	.602	(2019)
2. Molly Johnson	.498	(2009)
3. Brittany Cervantes	.490	(2011)
4. Megan Yocke	.483	(2011)
5. Lyndsey Angus	.478	(2003)
6. Molly Johnson	.472	(2008)
7. Nikki Jones	.466	(2002)
8. Brooke Marnitz	.454	(2007)
9. Griffin Joiner	.451	(2014)
10. Molly Johnson	.450	(2010)

Slugging Pct.

1. Abbey Cheek	.908	(2019)
2. Brooke Marnitz	.895	(2007)
3. Abbey Cheek	.701	(2018)
4. Molly Johnson	.695	(2009)
5. Molly Johnson	.679	(2010)
6. Brittany Cervantes	.677	(2011)
7. Molly Johnson	.669	(2008)
8. Katie Campbell	.640	(2007)
9. Becky Bishop	.632	(2007)
10. Brittany Cervantes	.615	(2012)

Sacrifice Hits

1. Beth Fogle	13	(2001)
Megan Yocke	13	(2009)
3. Lorie Melchi	12	(2003)
Megan Yocke	12	(2010)
Katie Reed	12	(2018)
5. Sarah Rainwater	11	(2017)
Sylver Samuel	11	(2013, 2014)
Michelle Bucci	11	(1997)
Beth Fogle	11	(2000)
Jennifer Howland	11	(1999)
Stephanie Thompson	11	(1998)
Megan Yocke	11	(2008)

Sacrifice Flies

1. Alice O'Brien	5	(2013)
2. Nikki Sagermann	4	(2014)
Lyndsey Angus	4	(2000)
Rachel Friberg	4	(2002)
Brooke Marnitz	4	(2004)
7. Breanne Ray	3	(2017)
Lauren Cumbess	3	(2014)
Meagan Aull	3	(2011)
Meagan Aull	3	(2009)
Meghan Cooper	3	(2004)

Angie Dal Pozzo	3	(2002)
Andy Eilertson	3	(2000)
Lorie Horner	3	(1997)
Brooke Marnitz	3	(2007)
Abbey Cheek	3	(2016)
Katie Reed	3	(2016)
Abbey Cheek	3	(2018)

Stolen Bases

1. Beth Fogle	34	(1999)
2. Leslie Kwiatkowski	28	(2000)
3. Meagan Aull	26	(2009)
4. Molly Johnson	24	(2009)
5. Sylver Samuel	23	(2016)
6. Leslie Kwiatkowski	22	(1999)
7. Sylver Samuel	21	(2013)
Kara Dill	21	(2012)
Jessica Nance	21	(2004)
10. Sylver Samuel	20	(2014, 2015)
Kara Dill	20	(2011)
Molly Johnson	20	(2010)

Walks

1. Abbey Cheek	64	(2019)
2. Brittany Cervantes	48	(2011)
3. Griffin Joiner	47	(2014)
Megan Yocke	47	(2011)
5. Griffin Joiner	36	(2015)
6. Nikki Sagermann	35	(2016)
7. Maisie Steed	34	(2013)
8. Brittany Cervantes	33	(2012)
9. Griffin Joiner	32	(2015)
10. Brooke Marnitz	31	(2006)

Hit by Pitch

1. Meghan Cooper	16	(2006)
2. Ansley Smith	15	(2014)
3. Emily Gaines	13	(2014)
Mallory Peyton	13	(2019)
5. Griffin Joiner	12	(2012)
6. Mallory Peyton	10	(2020)
Molly Johnson	10	(2008)
Molly Johnson	10	(2009)
Molly Johnson	10	(2010)
9. Ansley Smith	9	(2015)
Meagan Aull	9	(2009)
Samantha DeMartine	9	(2011)
Amber Janneck	9	(2005)
Leslie Kwiatkowski	9	(2001)

FIELDING

Putouts

1. Griffin Joiner	442	(2014)
2. Jenny Schaper	399	(2016)
3. Griffin Joiner	390	(2012)
4. Jamie Dardis	382	(2000)
Griffin Joiner	382	(2015)
6. Megan Yocke	369	(2010)
7. Megan Glenn	366	(2006)
8. Samantha DeMartine	363	(2009)

Assists

1. Christian Stokes	167	(2014)
Angie Dal Pozzo	167	(2001)
3. Katie Reed	158	(2018)
4. Abbey Cheek	155	(2018)
5. Abbey Cheek	152	(2017)
6. Lindsay Houser	148	(1998)



Meagan Aull



SINGLE SEASON RECORDS

7. Angie Dal Pozzo	143	(1999)
Molly Johnson	143	(2009)
9. Nikki Sagermann	141	(2014)
Katie Reed	141	(2017)

Fielding Pct.

1. Griffin Joiner	1.000	(2015)
Emily Jolly	1.000	(2014)
Maisie Steed	1.000	(2014)
Meagan Aull	1.000	(2009)
Michelle Bucci	1.000	(1999)
Beth Fogle	1.000	(2002)
Jennifer Howland	1.000	(2001)
7. Griffin Joiner	.998	(2014)
8. Megan Yocke	.997	(2011)
Megan Yocke	.997	(2009)
Jenny Schaper	.997	(2017)

PITCHING

ERA (min. 10 appearances)

1. Kelsey Nunley	1.27	(2016)
2. Keary Camunas	1.68	(2000)
3. Meagan Prince	1.85	(2016)
4. Kelsey Nunley	1.88	(2014)
5. Erin Rethlake	1.95	(2017)
6. Lauren Cumbess	1.99	(2011)
7. Meagan Prince	1.82	(2017)
8. Lauren Cumbess	2.07	(2014)
9. Kelsey Nunley	2.14	(2013)
10. Chanda Bell	2.24	(2011)

Win-loss pct. (min. 10 appearances)

1. Shannon Smith	1.000 (3-0)	(2016)
2. Ellen Weaver	.857 (6-1)	(2011)
3. Kelsey Nunley	.777 (21-6)	(2016)
Meagan Prince	.777 (21-6)	(2016)
5. Lauren Cumbess	.750 (6-2)	(2011)
6. Lauren Cumbess	.731 (30-11)	(2014)
7. Kelsey Nunley	.731 (30-11)	(2014)
8. Rachel Riley	.722 (13-5)	(2011)
9. Kelsey Nunley	.711 (27-11)	(2013)
10. Meagan Prince	.700 (21-9)	(2017)

Wins

1. Kelsey Nunley	30	(2014)
2. Kelsey Nunley	27	(2013)
3. Meagan Prince	21	(2017)
Kelsey Nunley	21	(2016)
Meagan Prince	21	(2016)
Chanda Bell	19	(2009)
Keary Camunas	19	(2000)
8. Chanda Bell	18	(2010)
9. Morgan Marr	17	(2001)
10. Chanda Bell	16	(2012)

Saves

1. Meagan Prince	5	(2017)
Kelsey Nunley	5	(2015)
3. Chanda Bell	4	(2012)
Keary Camunas	4	(1999)
Jessica Trueblood	4	(2006)
5. Kelsey Nunley	2	(2013)
Meghan Cooper	2	(2002)

Jennifer Young	2	(2007)
Meagan Prince	2	(2016)
Autumn Humes	2	(2019)

Innings Pitched

1. Kelsey Nunley	282.1	(2014)
2. Kelsey Nunley	268.2	(2013)
3. Keary Camunas	251.1	(1998)
4. Amy Kendall	229.0	(2003)
5. Keary Camunas	226.2	(1999)
6. Keary Camunas	225.2	(2000)
7. Chanda Bell	219.1	(2010)
8. Kelsey Nunley	211.0	(2015)
9. Morgan Marr	195.2	(2001)
10. Keary Camunas	194.0	(1997)

Appearances

1. Samantha Allen	49	(2005)
2. Kelsey Nunley	47	(2013)
3. Kelsey Nunley	45	(2014)
4. Keary Camunas	43	(1999)
5. Kelsey Nunley	42	(2015)
6. Keary Camunas	41	(2000)
Meagan Prince	41	(2017)
8. Keary Camunas	40	(1998)
Amy Kendall	40	(2003)
10. Chanda Bell	39	(2012)

Games Started

1. Keary Camunas	37	(1998)
2. Kelsey Nunley	36	(2014)
Keary Camunas	36	(2000)
4. Chanda Bell	34	(2010)
Keary Camunas	34	(1999)
6. Amy Kendall	32	(2003)
7. Morgan Marr	31	(2001)
8. Kelsey Nunley	30	(2015)
Keary Camunas	30	(1997)
10. Samantha Allen	29	(2005)
Amber Matousek	29	(2008)

Complete Games

1. Keary Camunas	33	(1998)
2. Kelsey Nunley	31	(2014)
3. Amy Kendall	29	(2003)
Keary Camunas	28	(2000)
5. Chanda Bell	26	(2010)
Keary Camunas	26	(1999)
Amber Matousek	26	(2008)
8. Jessica Trueblood	25	(2006)
Kelsey Nunley	25	(2013)
10. Keary Camunas	23	(1997)
Morgan Marr	23	(2001)

Shutouts

1. Keary Camunas	9	(2000)
2. Kelsey Nunley	7	(2014)
Kelsey Nunley	7	(2016)
Chanda Bell	7	(2011)
4. Keary Camunas	6	(1998)
5. Rachel Riley	5	(2010)
Meagan Prince	5	(2016)
6. Kelsey Nunley	4	(2015)

Chanda Bell	4	(2010)
Keary Camunas	4	(1999)
Jennifer Howland	4	(2000)
Rachel Riley	4	(2011)
Grace Baalman	4	(2019)

Strikeouts

1. Chanda Bell	288	(2010)
2. Kelsey Nunley	219	(2014)
3. Chanda Bell	216	(2009)
4. Chanda Bell	205	(2011)
5. Kelsey Nunley	203	(2016)
6. Chanda Bell	201	(2012)



Keary Camunas 7.

Kelsey Nunley 194 (2015)



Jessica Trueblood 8.



GAME RECORDS

HITTING

At-bats

6	Christian Stokes	vs. South Carolina	4/18/15
	Lauren Cumbess	at Ole Miss	4/13/14
	Kara Dill	at USC Upstate	2/24/13
	Nikki Jones	vs. Arkansas	4/27/03
	Jackie Haynes	vs. Middle Tennessee State	4/1/97
	Michelle Buccia	vs. Middle Tennessee State	4/1/97
	Jacki Haynes	vs. Mississippi State	4/11/97

Runs Scored

4	Rylea Smith	vs. Marshall	3/12/20
	Rylea Smith	vs. Detroit	2/29/20
	Bailey Vick	vs. Detroit	2/29/20
	Abbey Cheek	at Arkansas	3/30/19
	Griffin Joiner	vs. UNC	3/12/13
	Lyndsey Angus	vs. Belmont	2/23/02
	Angie Dal Pozzo	vs. Akron	3/9/01
	Beth Fogle	vs. Tennessee Tech	2/18/00
	Molly Johnson	vs. Ohio State	4/16/08
	Megan Yocke	vs. Indiana	4/1/08

Hits

5	Bailey Vick	vs. Georgia Tech	2/21/20
	Christian Stokes	vs. Long Beach State	2/19/15
	Beth Fogle	vs. Morehead State	3/5/02

RBI

6	Alex Martens	vs. Texas A&M	3/7/20
	Katie Reed	vs. Mississippi State	3/15/19
	Nikki Sagermann	at Alabama	5/5/13
	Griffin Joiner	vs. UNC	3/12/13
	Leslie Kwiatkowski	vs. Eastern Kentucky	3/1/00
	Brooke Marnitz	vs. Southern Miss.	2/10/07
	Rachel Riley	at Austin Peay	4/6/11

Doubles

3	Christian Stokes	vs. South Carolina	4/18/15
	Molly Johnson	vs. Indiana	4/1/08
	Emily Jolly	vs. DePaul	2/12/11

Triples

3	Meghan Cooper	vs. Kent State	2/17/06
---	---------------	----------------	---------

Home Runs

2 (42 times)	Last: Alex Martens	vs. Texas A&M	3/7/20
--------------	--------------------	---------------	--------

Total Bases

10	Griffin Joiner	vs. UNC	3/12/13
	Brooke Marnitz	vs. Indiana State	2/25/06
	Angie Dal Pozzo	vs. Akron	3/9/01

Walks

4 (4 times)	Last: Abbey Cheek	at Alabama	4/28/19
-------------	-------------------	------------	---------

Strikeouts

4 (8 times)	Last: Emily Gaines	vs. DePaul	5/18/14
-------------	--------------------	------------	---------

Sacrifice Hits

2 (45 times)	Last: Bailey Vick	vs. Liberty	2/7/20
--------------	-------------------	-------------	--------

Sacrifice Flies

2	Abbey Cheek	at Georgia	3/18/17
---	-------------	------------	---------

Stolen Bases

4	Bailey Vick	vs. Bradley	2/24/18
	Erin Rethlake	vs. Drexel	3/10/17
	Meagan Aull	vs. Kent State	3/24/09

Hit By Pitch

3	Ashley Dimkich	vs. Youngstown State	3/4/06
---	----------------	----------------------	--------

FIELDING

Putouts

21	Megan Yocke	vs. Tennessee Tech	4/16/11
----	-------------	--------------------	---------

Assists

9	Amber Janneck	vs. Eastern Kentucky	4/6/05
	Amber Janneck	vs. Western Kentucky	4/13/05
	Molly Johnson	vs. Florida	4/11/09
	Angie Dal Pozzo	vs. Louisville	4/18/01

Errors

4	Brooke Marnitz	vs. Alabama	3/21/04
	Nikki Jones	vs. Morehead State	3/5/02
	Angie Dal Pozzo	vs. Texas-San Antonio	2/10/01
	Meredith Seales	vs. UNC Greensboro	2/22/97

Passed Balls

4	Alli Eckman	vs. Ole Miss	3/12/05
---	-------------	--------------	---------

PITCHING

Innings Pitched

11.1	Autumn Humes	at Auburn	3/24/18
------	--------------	-----------	---------

Fewest Hits Allowed

0	18 Times	Last: Autumn Humes	vs. North Dakota State	2/17/18
---	----------	--------------------	------------------------	---------

Perfect Game

	Chanda Bell	at Austin Peay (Game 1)	4/6/11
	Rachel Riley	at Austin Peay (Game 2)	4/6/11

Runs Allowed

16	Lorie Horner	vs. Alabama	3/21/98
	Jennifer Young	vs. Indiana	4/1/08

Earned Runs Allowed

13	Amber Matousek	vs. Alabama	3/22/08
	Amber Matousek	vs. LSU	4/9/08

Walks Allowed

9	Jennifer Young	vs. Indiana	4/1/08
---	----------------	-------------	--------

Strikeouts

16	Chanda Bell	vs. Colorado State	2/25/11
16	Chanda Bell	vs. Tennessee Tech	4/16/11

Hits Allowed

18	Lorie Horner	vs. Alabama	3/21/98
18	Rachel Riley	at Georgia	4/10/11

Doubles Allowed

8	Jennifer Howland	vs. Akron	3/9/01
---	------------------	-----------	--------

Triples Allowed

2	Samantha Allen	vs. Cal-Poly	2/12/05
	Jennifer Howland	vs. Georgia	3/7/01
	Lorie Horner	vs. Missouri	2/15/97

Home Runs Allowed

6	Amber Matousek	vs. Alabama	3/22/08
---	----------------	-------------	---------





TEAM RECORDS

TEAM RECORDS-GAME

Hitting

At Bats: 43 at Ole Miss 4/13/14
Runs Scored:..... 22 vs. Detroit 2/29/20
Hits: 19 vs. Florida International 2/28/20
Doubles: 6 twice, last at Miami (OH) 3/17/09
Triples: 4 vs. Louisville 4/10/02
Home Runs: 6 at Tennessee 4/27/18
RBI: 18 2x, Last: vs. Detroit..... 2/29/20
Total Bases: 36 vs. Florida International 2/28/20
Walks: 13 vs. Indiana 3/2/08
Strikeouts: 18 vs. WKU 4/23/15
Stolen Bases: 8 Samford/Bradley .. 3/20/99 | 2/23/18

Fielding

Putouts: 33 5x, last vs. South Carolina 4/18/15
Assists: 25 at South Carolina 5/2/09
Errors: 7 vs. Texas-San Antonio 2/10/01
Double Plays: 3 seven times, last vs. SIU 2/13/15

Pitching

Innings Pitched: 13.0 at Alabama 4/28/19
Runs Allowed: 18 vs. Florida 3/17/01
Earned Runs Allowed: 17 2x, last vs. Georgia 3/28/10
Hits Allowed: 19 vs. Arkansas 3/31/07
Fewest Hits Allowed: 0 18x, last vs. North Dakota St. 2/17/18
Doubles Allowed: 8 vs. Akron 3/9/01
Triples Allowed: 3 vs. Georgia 3/7/01
Home Runs Allowed: 6 vs. Alabama 3/22/08
Walks Allowed: 9 4x, last at Alabama 5/4/13
Strikeouts: 20 vs. Tennessee Tech 4/16/11

TEAM RECORDS-SEASON

Hitting

Batting Average: 305 2019
At Bats: 1,797 2014
Runs Scored: 381 2019
Hits: 477 2000
Doubles: 94 2019
Triples: 18 2000, 2001, 2002
Home Runs: 71 2014, 2019
RBI: 346 2019
Total Bases: 810 2019
Walks: 227 2019
Strikeouts: 426 2004
Stolen Bases: 89 1999

Fielding

Fielding Percentage: (.976) 2018
Putouts: 1,455 2014
Assists: 673 2001
Errors: 131 1997
Double Plays: 32 2002

Pitching

Lowest ERA: 1.71 2016
Lowest Opponents Batting Average:191 2016
Innings Pitched: 485.0 2014
Runs Allowed: 333 2005
Fewest Runs Allowed: 130 2016
Earned Runs Allowed: 253 2005
Fewest Earned Runs Allowed: 98 2016
Hits Allowed: 523 2005
Fewest Hits Allowed: 250 2016
Doubles Allowed: 101 2003
Fewest Doubles Allowed: 44 2016
Triples Allowed: 16 1997
Fewest Triples Allowed: 2 2004
Home Runs Allowed: 58 2008
Fewest Home Runs Allowed: 10 1997
Walks Allowed: 182 2013
Fewest Walks Allowed: 93 1997
Strikeouts: 403 2014
Shutouts: 16 2000

TEAM RECORDS-SEASON

Games played 69 2014
Wins 50 2014
Losses 44 1997 & 1999
Highest winning percentage781 (43-12) 2016
Lowest winning percentage185 (10-44) 1997
Seasons team fielded 22 (first in 1997)
Winning seasons 13 (last in 2019)
Losing seasons 11 (last in 2008)
First tie UK 2, Texas-Arlington 2 (2/15/04)
Longest coaching tenure Rachel Lawson, 13 yrs (2008-Pres.)
..... Beth Pruitt, 8 yrs (1997-2004)

Consecutive losses 21 3/15/03 - 4/13/03
Consecutive wins 13 2/24/17 - 3/19/17
Consecutive shutout wins: 4 2/20/16 - 2/27/16
Consecutive shutout losses: 6 3/29/06-4/2/06
Consecutive games without an error: 6 3/6/15 - 3/15/15
Extra-inning games: 10 2014
Extra-inning wins: 8 2014
Consecutive games with a stolen base: 16 2/17/02-3/17/02
Consecutive games with a double: 12 3/16/02-4/6/02
Consecutive games without extra-base hit: 5 - 3/9/97-3/12/97
Most Combined Runs in a Game: 29 (4/1/08 Indiana 16, UK 13)
Largest Margin of Victory: 18 3/12/13 vs. UNC



SINGLE SEASON RECORDS BY CLASS

HITTING

Batting Average

Senior	Abbey Cheek	.428	2019
Junior	Nikki Jones	.442	2002
Soph.	Molly Johnson	.401	2008
Fresh.	Natalie Smith	.370	2007

Hits

Senior	Nikki Jones	71	2003
Junior	Molly Johnson	81	2009
Soph.	Leslie Kwiatkowski	77	1999
Fresh.	Leslie Kwiatkowski	71	1998

Doubles

Senior	Kwiatkowski/Reed	16	2001/19
Junior	Tiffany Kruse	16	2000
Soph.	Molly Johnson	20	2008
Fresh.	Alex Martens	13	2017

Triples

Senior	Nikki Jones	5	2003
Junior	Tiffany Kruse	7	2000
Soph.	Kayla Kowalik	8	2020
Fresh.	Leslie Kwiatkowski	6	1998

Home Runs

Senior	Brooke Marnitz	21	2007
Junior	Abbey Cheek	18	2018
Soph.	Sagermann/Peyton	13	2014/19
Fresh.	Amber Janneck	12	2004

Runs Batted In

Senior	Brooke Marnitz	61	2007
Junior	Alex Martens	66	2019
Soph.	Nikki Sagermann	49	2014
Fresh.	Abbey Cheek	52	2016

Runs Scored

Senior	Abbey Cheek	54	2019
Junior	Brittany Cervantes	55	2011
Soph.	Kara Dill	44	2011
Fresh.	Kayla Kowalik	49	2019

Total Bases

Senior	Abbey Cheek	138	2019
Junior	Molly Johnson	130	2009
Soph.	Leslie Kwiatkowski	117	1999
Fresh.	Abbey Cheek	99	2016

On Base Pct.

Senior	Abbey Cheek	.602	2019
Junior	Molly Johnson	.498	2009
Soph.	Molly Johnson	.472	2008
Fresh.	Kayla Kowalik	.452	2019

Slugging Pct.

Senior	Abbey Cheek	.908	2019
Junior	Abbey Cheek	.701	2018
Soph.	Molly Johnson	.669	2008
Fresh.	Abbey Cheek	.576	2016

Sacrifice Hits

Senior	Tiffany Kruse	9	2001
Junior	Beth Fogle	13	2001
Soph.	Megan Yocke	13	2009
Fresh.	Lorie Melchi	12	2003

Sacrifice Flies

Senior	Alice O'Brien	5	2013
Junior	Lorie Horner,	3	1997
Soph.	Nikki Sagermann	4	2014
	Rachel Friberg	4	2002
Fresh.	Lyndsey Angus	4	2000
	Brooke Marnitz	4	2004

Stolen Bases

Senior	Sylver Samuel	23	2016
Junior	Leslie Kwiatkowski	28	2000
Soph.	Meagan Aull	26	2009
Fresh.	Beth Fogle	34	1999

Walks

Senior	Abbey Cheek	64	2019
Junior	Brittany Cervantes	48	2011
Soph.	Ansley Smith	30	2014
Fresh.	Maisie Steed	44	2013

Hit by Pitch

Senior	Meghan Cooper	16	2006
Junior	Molly Johnson	10	2009
Soph.	Ansley Smith	15	2014
Fresh.	Griffin Joiner	12	2012

FIELDING

Putouts

Senior	Maisie Steed	385	2016
Junior	Griffin Joiner	442	2014
Soph.	Griffin Joiner	343	2013
Fresh.	Jenny Schaper	399	2016

Assists

Senior	Molly Johnson	131	2010
Junior	Angie Dal Pozzo	167	2001
Soph.	Christian Stokes	167	2014
Fresh.	Angie Dal Pozzo	143	1999

Fielding Pct.

Senior	Griffin Joiner	1.000	2015
	Beth Fogle	1.000	2002
Junior	Michelle Bucci	1.000	1999
	Jennifer Howland	1.000	2001
Soph.	Meagan Aull	1.000	2009
Fresh.	Jenny Schaper	.993	2016

PITCHING

ERA (min. 10 appearances)

Senior	Kelsey Nunley	1.27	2016
Junior	Meagan Prince	1.85	2016
Soph.	Kelsey Nunley	1.88	2014
Fresh.	Lauren Cumbess	1.99	2011

Win-loss pct. (min. 10 appearances)

Senior	Lauren Cumbess	.909 (10-1)	2014
Junior	Meagan Prince	.778 (21-6)	2016
Soph.	Kelsey Nunley	.731 (30-11)	2014
Fresh.	Ellen Weaver	.857 (6-1)	2011

Wins

Senior	Kelsey Nunley	21	2016
Junior	Meagan Prince	21	2016
Soph.	Kelsey Nunley	30	2014
Fresh.	Kelsey Nunley	27	2013

Appearances

Senior	Keary Camunas	41	2000
Junior	Keary Camunas	43	1999
Soph.	Kelsey Nunley	45	2014
Fresh.	Samantha Allen	49	2005

Games Started

Senior	Keary Camunas	36	2000
Junior	Keary Camunas	34	1999
Soph.	Kelsey Nunley	36	2014
Fresh.	Amy Kendall	32	2003

Complete Games

Senior	Keary Camunas	28	2000
Junior	Keary Camunas	26	1999
Soph.	Keary Camunas	33	1998
Fresh.	Amy Kendall	29	2003

Shutouts

Senior	Keary Camunas	9	2000
Junior	Chanda Bell	7	2011
Soph.	Kelsey Nunley	7	2014
Fresh.	Chanda Bell	3	2009
	Lauren Cumbess	3	2011
	Kelsey Nunley	3	2013

Strikeouts

Senior	Kelsey Nunley	203	2016
Junior	Chanda Bell	205	2011
Soph.	Chanda Bell	288	2010
Fresh.	Chanda Bell	216	2009

Opponent Batting Avg. (min. 200 AB)

Senior	Kelsey Nunley	.178	2016
Junior	Chanda Bell	.175	2011
Soph.	Lauren Cumbess	.193	2012
Fresh.	Lauren Cumbess	.201	2011





#00 Tekiya Garr-Carter



Lexington, Kentucky / Lafayette HS



Sophomore / Public Health



OF



Bats: L / Throws: R



- High School District Championsip (2014, 16, 18)

2020:

2019: Saw her first-career action vs. Houston in a pinch-running capacity ... Pinch ran in 10 games, and scored a run in five of them.

Pre-College:

- Led her high school to a district championship in 2014, 2016 and 2018.
- Hit .286 in her junior season with a .398 OBP.
- Improved her average to over .340 in her senior season of high school.
- All-State honorable mention in 2018.
- Lettered in basketball her sophomore, junior and senior seasons.
- Earned four letters of softball.
- Has five siblings.

Category	Season High (Last)	Career High (Last)
At-Bats	-	-
Runs	-	1 , five times, last at NKU (4/9/19)
Hits	-	-
RBI	-	-
Walks	-	-
Stolen Bases	-	-
Hitting Streak (current)	-	0 games (0)

CAREER STATS

Year	AVG	GP	GS	AB	R	H	2B	3B	HR	RBI	TB	SLG%	BB	HBP	SO	GDP	OB%	SF	SH	SB	ATT	PO	A	E	FLD%
2019	.000	10	0	0	5	0	0	0	0	0	0	.000	0	0	0	0	.000	0	0	0	1	0	0	0	.000
2020	.000	0	0	0	0	0	0	0	0	0	0	.000	0	0	0	0	.000	0	0	0	0	0	0	0	.000
TOTAL	.000	10	0	0	5	0	0	0	0	0	0	.000	0	0	0	0	.000	0	0	0	1	0	0	0	.000



#1 Miranda Stoddard



Anaheim, Calif./Orange Lutheran HS




Freshman / Biology



UTL



Bats: R / Throws: R



2020: Exceptional pitcher who will see time in the circle at third base this season, and can also play third base ... Hit the game-winning HR and got the win in the circle in Kentucky's amazing 16-15 comeback win over Marshall ... Pitched a scoreless inning vs. Team USA in the NFCA Lead-Off Classic ... Got her first hit, walk and run scored in the Littlewood Classic in Tempe during the second weekend of the season ... Pitched a complete game in the circle vs. Florida International, as she picked up her first win of her career... Came in and got her first-career save vs. Samford in a 7-4 UK win.

Pre-College:

- Extra Innings No. 59 nationally-ranked player
- Was the MVP of her high school team in her freshman season and was second team All-League.
- In her sophomore year, she was named All-League and third team All-County.
- Last season, she had a sub-two ERA and struck out 100 batters. Offensively she had a .333 average and hit five home runs.
- Helped lead her high school team to a league championship in her freshman year and CIF qualification in her freshman and sophomore years.
- Family is extremely athletic; Dad was a water polo player and swimmer at California and three different uncles competed at the Air Force Academy (water polo), Long Beach State (football) and Oregon State (football).

Category	Season High (Last)	Career High (Last)
At-Bats	4 vs. Florida International (2/28/20)	4 vs. Florida International (2/28/20)
Runs	2 vs. DePaul (2/23/20)	2 vs. DePaul (2/23/20)
Hits	2 vs. DePaul (2/23/20)	2 vs. DePaul (2/23/20)
RBI	4 vs. Marshall (3/11/20)	4 vs. Marshall (3/11/20)
Walks	1, four times, last vs. Marshall (3/11/20)	1, four times, last vs. Marshall (3/11/20)
Stolen Bases	-	-
Hitting Streak (current)	2 (1)	2 (2020)

CAREER STATS

Year	ERA	W	L	App	GS	CG	SHO	CBO	SV	IP	H	R	ER	BB	SO	2B	3B	HR	BF	B/Avg	WP	HBP	BK	SFA	SHA
2020	4.12	2	0	7	2	1	0	0	1	17.0	18	11	10	3	11	3	0	6	73	.257	1	0	0	0	0
TOTAL	4.12	2	0	7	2	1	0	0	1	17.0	18	11	10	3	11	3	0	6	73	.257	1	0	0	0	0

Year	AVG	GP	GS	AB	R	H	2B	3B	HR	RBI	TB	SLG%	BB	HBP	SO	GDP	OB%	SF	SH	SB	ATT	PO	A	E	FLD%
2020	.333	18	7	21	7	7	2	0	1	8	12	.571	5	2	4	0	.483	1	0	0	0	13	14	4	.871
TOTAL	.333	18	7	21	7	7	2	0	1	8	12	.571	5	2	4	0	.483	1	0	0	0	13	14	4	.871



#2 Bailey Vick



Paducah, Kentucky / McCracken Co. HS



Senior / Accounting



OF



Bats: L / Throws: R



- SEC Player of the Week (2/24/20)
- D1 Softball National Player of the Week (2/25/20)
- 2018 CoSIDA Academic All-District and All-America (1st team)
- 2018 NFCA All-Southeast Region (3rd Team)
- 2017 SEC All-Freshman Team
- 2017 SEC All-Defensive Team (LF)
- Nominated for 2018 Rookie of the Year at the CATSPY Awards
- 2017 SEC First-Year Honor Roll
- 2018 SEC Honor Roll
- SEC Freshman of the Week (4/25/17 and 5/2/17)

2020: SEC Player of the Week (2/24) ... D1 Softball National Player of the Week (2/25) ... Justin's World of Softball Co-National Player of the Week (2/25) ... Currently leads the nation in batting average ... Had a 15-game hit streak snapped on March 9, a career high ... Had a hit in three out of the four games at the NFCA Lead-Off Classic ... Got UK's only hit off of childhood hero Monica Abbott in exhibition vs. Team USA ... Leads Kentucky with a .582 batting average ... Has four doubles on the year ... SEC Player of the Week and D1 Softball National Player of the Week on Feb. 24/25 after a .750 week at the plate, including a stretch of 11-for-11 at the Samford Tournament ... It was her first-career SEC Player of the Week honor.

2019: Scored the walk-off run on her 21st birthday against Miami (OH) on March 12, capping a 2-for-2 night at the plate with two runs scored and a season-high 3 stolen bases ... Reached base in two of the three NCAA regional games, including her first extra-base hit of the season on an infield double ... Started three of the five games on opening weekend, notching a hit against Sam Houston State ... Went 1-for-1 with an RBI against Utah ... Registered hits in back-to-back games at the Mary Nutter Classic vs. #5 Washington and Bethune-Cookman ... Scored two runs in UK's win over Saint Louis and had two stolen bases in the game, as well ... Had four separate two-game hitting streaks and a three-game hitting streak this year ... Had two hits vs. Louisville, including a key hit in the top of the seventh to help tie the game ... Went 2-for-2 vs. Ole Miss in the SEC Tournament vs. Ole Miss.

Category	Season High (Last)	Career High (Last)
At-Bats	5, three times, last vs. Detroit (2/29/20)	5, eight times, last vs. Detroit (2/29/20)
Runs	4 vs. Western Michigan (2/29/20)	4 vs. Western Michigan (2/29/20)
Hits	5 vs. Georgia Tech (2/21/20)	5 vs. Georgia Tech (2/21/20)
RBI	4 vs. Loyola-Chicago (2/28/20)	4 vs. Loyola-Chicago (2/28/20)
Walks	2, twice, last vs. Western Michigan (2/29/20)	2, twice, last vs. Western Michigan (2/29/20)
Stolen Bases	2, twice, last vs. Western Michigan (2/29/20)	4, vs. Bradley (2/24/18) * Tied school record
Hitting Streak (current)	15 games (0)	15 games (2020)

CAREER STATS

Year	AVG	GP	GS	AB	R	H	2B	3B	HR	RBI	TB	SLG%	BB	HBP	SO	GDP	OB%	SF	SH	SB	ATT	PO	A	E	FLD%
2017	.321	58	58	156	21	50	9	0	0	8	59	.378	10	6	32	0	.384	0	8	10	16	26	0	0	1.000
2018	.357	55	54	157	27	56	1	0	0	11	57	.363	10	1	31	0	.399	0	1	17	19	50	4	2	.964
2019	.205	56	52	117	23	24	1	0	0	6	25	.214	8	2	14	0	.268	0	3	10	12	86	3	2	.978
2020	.571	23	23	63	33	36	4	2	0	11	44	.698	9	1	6	0	.630	0	10	8	9	45	3	1	.980
TOTAL	.337	192	187	493	104	166	15	2	0	36	185	.375	37	10	83	0	.394	0	22	45	56	207	10	5	.977



#3 Grace Baalman



Hardin, Illinois / Calhoun HS



Junior / Art Studio



P



Bats: R / Throws: R

2018 All-SEC Freshman Team



2020: Complete-game two-hitter in season-opening win vs. Texas State ... Closed out the win vs. #7 Minnesota with 2.2 scoreless innings in the circle ... Hit her first-career home run vs. Arizona State ... Against Arizona State, struck out 11 batters, setting a new career high ... Picked up win in the circle vs. Georgia Tech in wild 10-9 game.

2019: Became the first pitcher at Kentucky since 2012 to throw a one-hit complete-game shutout against a ranked team since 2012 in a 7-0 win vs. #14 Auburn ... Followed that up with another complete-game shutout vs. Auburn on Monday night to cap off a sweep ... Only allowed 21 earned runs in her last 59.1 innings of work in the circle ... Pitched a complete game shutout in the winner's bracket game vs. Virginia Tech of the 2019 NCAA Regionals ... Won game at #3 Alabama on April 26 and was starting pitcher in 3-2 win to clinch series on Sunday ... Pitched a complete game vs. Houston in a 13-1 win, not allowing an earned run in the game ... Gave up only one hit and no runs while striking out five against North Carolina in her first complete-game shutout of the season ... Then pitched another complete-game shutout vs. California in her next outing in the circle ... Threw a complete game at #11 South Carolina in a 5-1 series-clinching win over the Gamecocks, only allowing five hits and one run in the game ... Pitched two scoreless innings vs. Syracuse and Marshall ... Pitched 9.2 innings against Arkansas only allowing two runs, one earned and lost both games for the tough-luck losses ... Struck out a career-high nine batters at Arkansas on 3/29 in a 1-0 loss.

Pitching Category	Season High (Last)	Career High (Last)
Innings	10.1 vs. Arizona State (2/15/20)	10.1 vs. Arizona State (2/15/20)
Strikeouts	11 vs. Arizona State (2/15/20)	11 vs. Arizona State (2/15/20)
Wins	3	14 (2019)
Appearances	7	33 (2019)

CAREER STATS

Year	ERA	W	L	App	GS	CG	SHO	CBO	SV	IP	H	R	ER	BB	SO	2B	3B	HR	BF	B/Avg	WP	HBP	BK	SFA	SHA
2018	2.72	14	9	31	20	10	3	0	1	136.1	136	65	53	48	98	27	3	9	597	.258	11	9	0	3	10
2019	2.72	10	10	34	22	10	4	1	0	141.2	131	77	55	66	102	25	5	22	636	.237	12	12	0	2	4
2020	3.54	3	2	8	2	1	0	1	0	29.2	26	23	15	23	31	5	0	5	144	.241	2	5	0	3	5
TOTAL	2.80	27	21	73	44	21	7	2	1	307.2	293	165	123	137	231	57	8	36	1377	.247	25	26	0	8	19
Year	AVG	GP	GS	AB	R	H	2B	3B	HR	RBI	TB	SLG%	BB	HBP	SO	GDP	OB%	SF	SH	SB	ATT	PO	A	E	FLD%
2018	.125	18	13	24	0	3	0	0	0	2	3	.125	1	0	7	0	.160	0	1	0	0	4	37	0	1.000
2019	.200	36	22	15	1	3	0	0	0	2	3	.200	2	0	4	0	.294	0	0	0	0	1	30	2	.939
2020	.188	8	4	16	1	3	1	0	1	3	7	.438	2	0	5	0	.263	1	1	0	0	1	2	0	1.000
TOTAL	.164	62	39	55	2	9	1	0	1	7	13	.236	5	0	16	0	.230	1	2	0	0	6	69	2	.974



#4 Renee Abernathy



Springfield, Illinois / Sacred Heart Griffin HS




Soph. / Health Human Science (Physician Asst.)



OF



Bats: L / Throws: L



2020: Tabbed her first-career hit on Sunday, Feb. 9 vs. #7 Minnesota ... Hit her first-career home run vs. Boise State on Valentine's Day ... Had a double and scored a career-high two runs in UK's win over Marshall on March 11.

2019: Earned her first-career start against Sam Houston State on Feb. 9 in the outfield ... Appeared as an outfielder in eight games ... Walked vs. Saint Louis in her one at bat of the Coach B Classic ... Earned her second-career start vs. Marshall on March 20 in RF.

Category	Season High (Last)	Career High (Last)
At-Bats	3, four times, last vs. Marshall (3/11/20)	3, four times, last vs. Marshall (3/11/20)
Runs	2 vs. Marshall (3/11/20)	2 vs. Marshall (3/11/20)
Hits	2, twice, last vs. DePaul (2/22/20)	2, twice, last vs. DePaul (2/22/20)
RBI	3 vs. Boise State (3/14/20)	3 vs. Boise State (3/14/20)
Walks	2 vs. Middle Tennessee (2/19/20)	2 vs. Middle Tennessee (2/19/20)
Stolen Bases	-	-
Hitting Streak (current)	2 games (1)*	2 games (2020)

CAREER STATS

Year	AVG	GP	GS	AB	R	H	2B	3B	HR	RBI	TB	SLG%	BB	HBP	SO	GDP	OB%	SF	SH	SB	ATT	PO	A	E	FLD%
2019	.000	12	2	6	1	0	0	0	0	0	0	.000	2	0	4	0	.250	0	0	0	0	0	0	0	.000
2020	.235	22	6	34	7	8	2	0	1	9	13	.382	6	1	6	0	.366	0	0	0	0	5	0	1	.833
TOTAL	.200	34	8	40	8	8	2	0	1	9	13	.325	8	1	10	0	.347	0	0	0	0	5	0	1	.833



#5 Tatum Spangler



Henderson, Nevada / Coronado HS



Sophomore / Animal Sciences (Veterinary)



INF/OF/P



Bats: L / Throws: L



- Nevada Preps Softball Player of the Year in 2018
- Nevada Preps Pitcher of the Year for the Sunrise Region in 2018 and 2017
- Helped Coronado High School to a Southeast Division championship in her freshman season and a third-place finish in the State Championships her junior year.
- First Team All-State the last 3 years and second team her freshman year

2020: Hit her first-career home run vs. Minnesota on Feb. 9 ... Scored three runs vs. Minnesota, as well ... Pitched a scoreless inning vs. Team USA in an exhibition at the NFCA Lead-Off Classic ... Has five multi-hit games this season ... Set or tied a career high in at bats, runs, hits, walks and RBI in UK's win over Marshall on March 11.

2019: Can play any position on the field but catcher ... Started her first-career game vs. Sam Houston State as a first baseman ... Her first-ever plate appearance was in a pinch-hit capacity with UK trailing 6-5 in the bottom of the 8th and two outs vs. Illinois in her first NCAA game because Alex Martens had been ran for 2x and was not eligible to re-enter ... Scored a run in NCAA Regionals in a pinch-running role ... Pitched her first-career complete game on March 12 in a 9-1 win over Miami (OH) ... Hit a walk-off single to give UK an 8-0 win over Hofstra for her first-career hit and RBI ... Started UK's win against St. Louis, as she pitched three scoreless innings, only allowing two hits in her first-career start and win in the circle ... Earned her first-career SEC start as an outfielder vs. Mississippi St. ... Pitched her first-ever complete-game shutout vs. NKU on April 9.

Category	Season High (Last)	Career High (Last)
At-Bats	4, three times, last vs. Marshall (3/11/20)	4, three times, last vs. Marshall (3/11/20)
Runs	3, twice, last vs. Marshall (3/11/20)	3, twice, last vs. Marshall (3/11/20)
Hits	2, six times, last vs. Marshall (3/11/20)	2, six times, last vs. Marshall (3/11/20)
RBI	2 vs. Marshall (3/11/20)	2 vs. Marshall (3/11/20)
Walks	1, three times, last vs. Texas A&M (3/9/20)	1, four times, last vs. Texas A&M (3/9/20)
Stolen Bases	1 vs. Georgia Tech (2/21/20)	1 vs. Georgia Tech (2/21/20)
Hitting Streak (current)	2 (2)	2 games (2019, 2020)
Innings	2.0, four times, last vs. Dartmouth (3/1/20)	5.0, twice, last vs. NKU (4/9/19)
Strikeouts	3, twice, last vs. Georgia Tech (2/22/20)	3, six times, last vs. Georgia Tech (2/22/20)
Wins	0	4 (2019)

CAREER STATS

Year	AVG	GP	GS	AB	R	H	2B	3B	HR	RBI	TB	SLG%	BB	HBP	SO	GDP	OB%	SF	SH	SB	ATT	PO	A	E	FLD%
2019	.188	41	9	16	8	3	1	0	0	3	4	.250	1	0	4	0	.222	1	1	0	0	17	3	3	.870
2020	.286	21	19	49	13	14	5	0	1	4	22	.449	4	1	8	1	.352	0	1	1	1	7	5	0	1.000
TOTAL	.262	62	28	65	21	17	6	0	1	7	26	.400	5	1	12	1	.319	1	2	1	1	24	8	3	.914
Year	ERA	W	L	App	GS	CG	SHO	CBO	SV	IP	H	R	ER	BB	SO	2B	3B	HR	BF	B/Avg	WP	HBP	BK	SFA	SHA
2019	3.73	4	1	10	4	2	1	1	0	20.2	20	11	11	12	17	4	1	0	99	.238	4	3	0	0	0
2020	4.94	0	1	7	3	0	0	1	0	11.1	10	10	8	7	1	0	2	5	5	.227	2	2	0	1	1
TOTAL	4.16	4	2	17	7	2	1	2	0	32.0	30	21	19	19	29	5	1	2	154	.234	6	5	0	1	1



#7 Autumn Humes



Bald Knob, Arkansas / Harding University (AR)



Senior/ Kinesiology



INF/P



Bats: R / Throws: R



- 2017 NCAA Division II Freshman of the Year (Harding University)
- SEC Pitcher of the Week (3/12/19)
- 2019 SEC All-Tournament Team member

2020: Hit a walk-off grand slam vs. NC State in a game that she won in the circle as well, with a complete-game performance ... Hit her second grand slam of the season against Texas A&M in a game she won in the circle as UK secured the series win ... Pitched a complete game vs. Illinois State, only allowing one run, picking up the win in the circle ... Hit two home runs at The Spring Games, in addition to picking up a win in the circle over Western Michigan.

2019: SEC Pitcher of the Week (3/12/19) ... SEC All-Tournament Team member ... Pitched a complete game vs. #23 James Madison without allowing an earned run in a 6-1 win over the Dukes ... Pitched 7.1 innings in relief in a 3-2, 14-inning series-clinching win at #3 Alabama ... Had a single vs. Oregon in a 12-3 win over the No. 19 Ducks ... Got the start in the circle vs. #5 Washington and #1 UCLA out at the Mary Nutter Classic, pitching admirably in both contests ... Won two games at the Coach B Classic, beating Southern Illinois and Murray State in the circle ... Went 1-0 at South Carolina, throwing a complete-game shutout on Friday night to secure a game-one win, and followed that up with a save on Sunday afternoon getting the final five outs in the game and win SEC Pitcher of the Week ... Picked up a win vs. Arkansas and a save at LSU ... Got a complete-game win vs. Auburn to secure the series win in game two of the set ... Complete-game shutout vs. Ole Miss in SEC Tournament quarterfinals.

Category	Season High (Last)	Career High (Last)
At-Bats	3, five times, last vs. Marshall (3/11/20)	4 vs. Oklahoma State (2/10/19)
Runs	2 vs. Boise State (2/14/20)	2 vs. Boise State (2/14/20)
Hits	2, vs. Texas A&M (3/9/20)	2, vs. Texas A&M (3/9/20)
RBI	4, twice, last vs. Texas A&M (3/9/20)	4, twice, last vs. Texas A&M (3/9/20)
Walks	1, four times, last vs. Georgia Tech (2/21/20)	1, five times, last vs. Georgia Tech (2/21/20)
Stolen Bases	-	1, vs. Oregon (2/16/19)
Hitting Streak (current)	4 (1)	4 (2020)
Innings	8.0 vs. NC State (2/8/20)	11.1 vs. Auburn (3/24/18)
Strikeouts	4, twice, last vs. Illinois State (2/15/20)	9, at #2 Florida (3/11/18)
Wins	5	15 (2019)

CAREER STATS

Year	AVG	GP	GS	AB	R	H	2B	3B	HR	RBI	TB	SLG%	BB	HBP	SO	GDP	OB%	SF	SH	SB	ATT	PO	A	E	FLD%
2018	.217	21	10	23	2	5	2	0	1	1	10	.435	2	0	7	0	.280	0	0	0	0	8	21	1	.967
2019	.190	41	26	42	3	8	1	0	0	3	9	.214	2	0	6	1	.227	0	0	1	1	10	39	2	.961
2020	.333	13	7	27	6	9	2	0	4	15	23	.852	4	0	6	0	.419	0	0	0	0	1	7	0	1.000
TOTAL	.239	75	43	92	11	22	5	0	5	19	42	.457	8	0	19	1	.300	0	0	1	1	19	67	3	.966

Year	ERA	W	L	APP	GS	CG	SHO	CBO	SV	IP	H	R	ER	BB	SO	2B	3B	HR	BF	B/AVG	WP	HBP	BK	SFA	SHA
2018	3.26	9	7	25	16	7	3	0	1	103.0	98	55	48	34	72	19	3	11	439	.251	5	6	0	0	9
2019	3.22	15	11	33	23	12	3	0	2	150.0	156	81	69	38	84	29	2	19	647	.264	5	9	0	3	7
2020	3.19	5	0	8	5	3	1	0	0	37.1	39	24	17	11	21	11	1	6	167	.258	2	1	0	1	3
TOTAL	3.23	29	18	66	44	22	7	0	3	290.1	293	160	134	83	177	59	6	36	1253	.259	12	16	0	4	19



#9 Lauren Johnson



Owensboro, Kentucky / Daviess HS



Junior / Integrated Strategic Communication



UTL



Bats: L / Throws: R



- 2015 Kentucky Region Three Player of the Year and Tournament MVP
- 2017 Kentucky All-State Academic

2020: Started on opening day in the lead-off position ... Can play anywhere in the field defensively, both infield and outfield ... Hit her first-career grand slam vs. Samford in the third inning of a 0-0 game ... Hit another home run at the Samford Tournament, for her second on the weekend ... Hit her third home run of the season vs. Florida International at The Spring Games ... Clubbed a triple vs. Marshall to help spur the UK comeback vs. Marshall.

2019: UK's leading hitter in the last 10 games (.478 batting average) ... Ended the season on a career-high 10-game hitting streak ... UK's leading hitter in the Lexington Regional with a .500 average, 5 hits, 2 runs scored, 4 RBI, a double and a triple ... Had a hit in five of the first six games of the season, resulting in her bolting up to No. 2 in the batting order ... 12 multi-hit games ... Hit a lead-off home run vs. No. 3 Oklahoma to begin the Elite Invitational in the top of the first inning ... Had a double and knocked in UK's only run in a win over North Carolina ... Was UK's leading hitter at the Mary Nutter Collegiate Classic, batting .600 on the weekend with five runs scored, six hits, three doubles two RBI and a pair of walks ... Scored a career-high three runs vs. Bethune-Cookman in UK's win over the BCU Wildcats ... Had two hits, two runs and a walk drawn in UK's 14-4 win over Murray State ... Hit her second home run of the season in UK's Friday night win over #11 South Carolina ... Hit a home run vs. Mizzou ... Hit her first triple of the season vs. NKU on April 9 ... Had two doubles and an RBI single at Louisville in her second-career three-hit game and first of the season ... Had an RBI vs. Alabama in the SEC Tournament semifinals.

Category	Season High (Last)	Career High (Last)
At-Bats	4, six times, last vs. Detroit (2/29/20)	5, twice, last at Alabama (4/28/19)
Runs	3 vs. Detroit (2/29/20)	3, three times, last vs. Detroit (2/29/20)
Hits	3, twice, last vs. Detroit (2/29/20)	3, four times, last vs. Detroit (2/20/20)
RBI	4, twice, last vs. Detroit (2/29/20)	4, twice, last vs. Detroit (2/29/20)
Walks	2 vs. Loyola-Chicago (2/28/20)	3, vs. Indiana (3/14/18)
Stolen Bases	1, three times, last vs. Loyola-Chicago (2/28/20)	2, vs. Harvard, (2/24/18)
Hitting Streak (current)	3 (1)	11 (2019)

CAREER STATS

Year	AVG	GP	GS	AB	R	H	2B	3B	HR	RBI	TB	SLG%	BB	HBP	SO	GDP	OB%	SF	SH	SB	ATT	PO	A	E	FLD%
2018	.242	56	38	99	20	24	2	1	1	17	31	.313	22	4	23	0	.394	2	0	6	9	14	3	0	1.000
2019	.345	59	56	148	39	51	14	2	3	21	78	.527	21	1	22	0	.429	0	3	6	8	27	0	2	.931
2020	.323	24	22	65	16	21	3	1	3	17	35	.538	13	3	10	0	.457	0	1	3	5	28	38	7	.904
TOTAL	.308	139	116	312	75	96	19	4	7	55	144	.462	56	8	55	0	.423	2	4	15	22	69	41	9	.924



#13 Mallory Peyton



Madisonville, Kentucky / Madisonville HS



Junior / Health Human Science (Optometry)



INF



Bats: R / Throws: R



- SEC Freshman of the Week (5/7/18)

2020: Leads Kentucky with 11 home runs on the season and is currently leading the SEC in that category ... Clobbered four HR's at The Spring Games Tournament in Orlando, including two in one game vs. FIU for the second time in her career ... Hit home run off of Amber Fiser to put UK up 1-0 in the top of the second inning during UK's 7-0 win over #7 Minnesota ... Hit her second-career grand slam in UK's 10-9 extra-inning win over Georgia Tech ... Also had a grand slam to win the game for Kentucky over Texas A&M in the rubber match of the series ... Hit her first-career triple vs. Marshall.

2019: Hit a three-run home run vs. Oklahoma State to put the Wildcats up 5-1 in the fourth inning ... Hit four HR's at the Elite Invitational, leading all players ... Hit 13 HR's on the year, tied for second on the team behind Abbey Cheek ... Hit 3 HR's vs. Texas Tech in final weekend of regular season ... Led the Elite Invitational in HR's (4), RBI (12), Slugging (1.313) and total bases (21) ... Has been on base in every game but 11 this season ... Has 19 extra-base hits this season ... Has passed her entire season HR total in 2018 ... 12 multi-RBI games this season ... Stole her first-career base at South Carolina on March 8 in a 5-0 win ... Hit her eighth home run of the year vs. Arkansas ... Hit a huge two-run double on a 13-pitch at bat vs. Ole Miss in the SEC Tournament quarterfinals.

Category	Season High (Last)	Career High (Last)
At-Bats	5 vs. Florida International (2/28/20)	5, three times, last vs. Florida International (2/28/20)
Runs	4 vs. Florida International (2/28/20)	4 vs. Florida International (2/28/20)
Hits	3, four times, last vs. Detroit (2/29/20)	3, six times, last vs. Detroit (2/29/20)
RBI	5 vs. Florida International (2/28/20)	5 vs. Florida International (2/28/20)
Walks	1, 10 times, last vs. Marshall (3/11/20)	3 vs. Murray State (3/3/19)
Stolen Bases	1 vs. Illinois State (2/15/20)	1, three times, last vs. Illinois State (2/15/20)
Hitting Streak (current)	4 (2)	6 (2019)

CAREER STATS

Year	AVG	GP	GS	AB	R	H	2B	3B	HR	RBI	TB	SLG%	BB	HBP	SO	GDP	OB%	SF	SH	SB	ATT	PO	A	E	FLD%
2018	.260	52	36	96	22	25	6	0	7	27	52	.542	10	2	28	0	.339	1	5	2	4	112	11	1	.992
2019	.243	59	59	152	30	37	7	0	13	40	83	.546	20	13	40	0	.372	3	6	2	2	399	6	10	.976
2020	.379	24	24	66	24	25	4	1	11	35	64	.970	10	10	12	0	.517	1	3	1	3	144	8	3	.981
TOTAL	.277	135	119	314	76	87	17	1	31	102	199	.634	40	25	80	0	.396	5	14	5	9	655	25	14	.980



#14 Jaci Babbs



Sturgis, Kentucky / Union Co. HS



Sophomore / Mathematical Economics



OF



Bats: L / Throws: R



- First Team All-State (KY)
- Union Co. HS to four-straight District championships
- Four-time KY Golden Glove winner (HS)

2020: Appears primarily as a pinch runner for the Wildcats ... Launched her first-career double i her first-career start vs. Detroit ... Went for a career-high tying two runs in UK's second win over DePaul at the Samford Tournament ... Had a career-high three-game hitting streak vs. Detroit, MTSU and Georgia Tech

2019: Typically was UK's first pinch runner off the bench ... Appeared in four of the first five games on opening weekend, scoring two runs in that role ... Scored UK's only run in a 1-0 win over North Carolina as well as in UK's game vs. California ... Scored a run in 28 games this season - all in a pinch-running capacity ... Scored in every game of the NCAA Lexington Regional, in which UK advanced out of to move on the the Super Regional round

Category	Season High (Last)	Career High (Last)
At-Bats	5 vs. Florida International (2/28/20)	5 vs. Florida International (2/28/20)
Runs	2, three times, last vs. Florida International (2/28/20)	2, three times, last vs. Florida International (2/28/20)
Hits	3 vs. Florida International (2/28/20)	3 vs. Florida International (2/28/20)
RBI	2 vs. Detroit (2/16/20)	2 vs. Detroit (2/16/20)
Walks	1, three times, last vs. DePaul (2/23/20)	1, three times, last vs. DePaul (2/23/20)
Stolen Bases	1, three times, last vs. Detroit (2/16/20)	1, seven times, last vs. Detroit (2/16/20)
Hitting Streak (current)	3 (1)	3 (2020)

CAREER STATS

Year	AVG	GP	GS	AB	R	H	2B	3B	HR	RBI	TB	SLG%	BB	HBP	SO	GDP	OB%	SF	SH	SB	ATT	PO	A	E	FLD%
2019	.000	53	0	1	28	0	0	0	0	0	0	.000	0	0	0	0	.000	0	0	4	8	0	0	0	.000
2020	.348	19	8	23	15	8	1	0	0	3	9	.391	3	0	6	0	.423	0	0	4	5	6	0	0	1.000
TOTAL	.333	72	8	24	43	8	1	0	0	3	9	.375	3	0	6	0	.407	0	0	8	13	6	0	0	1.000



#17 Sloan Gayan



Ottawa, Illinois / Ottawa Township HS




Freshman / Kinesiology



UTL



Bats: R / Throws: R



2020: Got the win in her first-career start in the circle against Detroit Mercy on Feb. 16 at the Littlewood Classic in Tempe, Ariz. ... Pitched well in relief as Kentucky fell to Georgia Tech in game two of the Samford Tournament ... Also pitched vs. Detroit in The Spring Games, closing out a 22-0 win with two complete innings in the circle ... Played a huge role in the circle during UK's comeback win vs. Marshall, throwing 1.1 scoreless middle innings to keep the Herd at bay.

Pre-College:

- Northern Illinois Big 12 All-Conference in 2016, 2017 and 2018
- Northern Illinois Big 12 Co-MVP in 2018
- IHSA first team 3A All-State in 2017 and 2018 seasons
- Junior year she went 20-5 in the circle with a 1.24 ERA and three saves. Offensively, she hit .479 with 46 RBI, 10 doubles, three triples and six home runs.
- Varsity basketball player for three years, and was Big 12 All-Conference in 2017-18.
- 3.97 GPA, National Honor's Society member, ranked in the top 40 in her class of 330+.

Category	Season High (Last)	Career High (Last)
At-Bats	-	-
Runs	-	-
Hits	-	-
RBI	-	-
Walks	-	-
Stolen Bases	-	-
Hitting Streak (current)	-	-
Innings	4.0 vs. Georgia Tech (2/22/20)	4.0 vs. Georgia Tech (2/22/20)
Strikeouts	3, three times, last vs. Detroit (2/29/20)	3, three times, last vs. Detroit (2/29/20)
Appearances	4	4 (2020)
Wins	1	1 (2020)

CAREER STATS

Year	AVG	GP	GS	AB	R	H	2B	3B	HR	RBI	TB	SLG%	BB	HBP	SO	GDP	OB%	SF	SH	SB	ATT	PO	A	E	FLD%
2020	.000	2	1	1	0	0	0	0	0	0	0	.000	0	0	0	0	.000	0	0	0	0	0	1	0	1.000
TOTAL	.000	2	1	1	0	0	0	0	0	0	0	.000	0	0	0	0	.000	0	0	0	0	0	1	0	1.000
Year	ERA	W	L	APP	GS	CG	SHO	CBO	SV	IP	H	R	ER	BB	SO	2B	3B	HR	BF	B/AVG	WP	HBP	BK	SFA	SHA
2020	4.06	1	0	4	1	0	0	1	0	10.1	8	6	6	410	0	0	3	4	4	.205	2	1	0	0	0
TOTAL	4.06	1	0	4	1	0	0	1	0	10.1	8	6	6	410	0	0	3	4	4	.205	2	1	0	0	0



#19 Rylea Smith



St. Louis, Missouri / Parkway North HS




Freshman / International Studies



OF



Bats: L / Throws: R



2020: Has scored 2+ runs in nine games this season ... Tied the program record with four runs in a game on two different occasions this season ... Walk-off RBI single in win over Texas State ... Had six hits on opening weekend at the NFCA Lead-Off Classic, including an RBI in three of the four games and two stolen bases ... Reached base safely in 18-straight games until 3/1/20 vs. Dartmouth, only failing to reach base in UK's opening day contest - In that span, she had a 16-game hitting streak, and eight of those 16 games were multi-hit games ... Has scored 2+ runs in eight games this season.

Pre-College:

- Conference Player of the Year for her high school
- First team All-District, first team All-Region, second team All-State
- Led her high school to a state championship in 2018 with a .526 batting average. She hit .500 and above in all four years.
- Was also a track athlete in high school, winning All-State honors
- Plans on majoring in International Studies or Modern and Classical Languages, Literature and Culture

Category	Season High (Last)	Career High (Last)
At-Bats	5, three times, last vs. Marshall (3/11/20)	5, three times, last vs. Marshall (3/11/20)
Runs	4, twice, last vs. Marshall (3/11/20)	4, twice, last vs. Marshall (3/11/20)
Hits	3, six times, last vs. Marshall (3/11/20)	3, six times, last vs. Marshall (3/11/20)
RBI	3, twice, last vs. Western Michigan (2/29/20)	3, twice, last vs. Western Michigan (2/29/20)
Walks	1, twice, last vs. Georgia Tech (2/22/20)	1, twice, last vs. Georgia Tech (2/22/20)
Stolen Bases	2 vs. Minnesota (2/9/20)	2 vs. Minnesota (2/9/20)
Hitting Streak (current)	12 games (4)	12 games (2020)

CAREER STATS

Year	AVG	GP	GS	AB	R	H	2B	3B	HR	RBI	TB	SLG%	BB	HBP	SO	GDP	OB%	SF	SH	SB	ATT	PO	A	E	FLD%
2020	.420	24	24	88	29	37	6	1	0	30	45	.511	2	0	12	1	.424	2	0	7	8	12	0	4	.750
TOTAL	.420	24	24	88	29	37	6	1	0	30	45	.511	2	0	12	1	.424	2	0	7	8	12	0	4	.750



#25 Emmy Blane



Hopkinsville, Kentucky / Christian Co. HS




Freshman / Psychology



INF



Bats: R / Throws: R



2020: Defensive specialist that plays third base and shortstop at an elite level ... Went to the same HS as former UK great, Griffin Joiner - who is now the pitching coach at Louisville ... Launched a SAC fly vs. Detroit for her first-career RBI.

Pre-College:

- Extra Innings No. 8 nationally-ranked player
- 2017 Kentucky New Era Player of the Year
- Christian Co. HS leader in doubles (68), runs scored (212) walks (97)
- Four time All-Region, five time All-District, three time All-State
- Hit .420 her junior season with 12 doubles, 16 home runs and 64 RBI
- 4.3 GPA, third in graduating class, first team Academic All-State (2017, 2018), National AP Scholar

Category	Season High (Last)	Career High (Last)
At-Bats	3, three times, last vs. Western Michigan (2/29/20)	3, three times, last vs. Western Michigan (2/29/20)
Runs	1, twice, last vs. Detroit (2/29/20)	1, twice, last vs. Detroit (2/29/20)
Hits	1, three times, last vs. Detroit (2/29/20)	1, three times, last vs. Detroit (2/29/20)
RBI	2 vs. Detroit (2/29/20)	2 vs. Detroit (2/29/20)
Walks	1, twice, last vs. Detroit (2/29/20)	1, twice, last vs. Detroit (2/29/20)
Stolen Bases	-	-
Hitting Streak (current)	1 (0)	1 (2020)

CAREER STATS

Year	AVG	GP	GS	AB	R	H	2B	3B	HR	RBI	TB	SLG%	BB	HBP	SO	GDP	OB%	SF	SH	SB	ATT	PO	A	E	FLD%
2020	.111	23	18	27	2	3	0	0	0	3	3	.111	2	0	9	0	.161	2	0	0	0	24	26	2	.962
TOTAL	.111	23	18	27	2	3	0	0	0	3	3	.111	2	0	9	0	.161	2	0	0	0	24	26	2	.962



#26 Meghan Schorman



Chesterfield, Missouri / Marquette HS



Sophomore / Management



P



Bats: n/a / Throws: R



- First Team All-Metro (MO)

2020: Already surpassed her win total in 2020 (7) from her freshman season (5) ... Was sensational at the NFCA Lead-Off Classic, pitching 8.1 scoreless innings vs. #7 Minnesota and Liberty, earning the wins in both of those games ... Got the start vs. Liberty for the first game of the season ... Pitched a complete-game shutout vs. DePaul in a 9-0 win ... Has won six of her eight starts in the circle ... Leads the team in ERA.

2019: Joined Grace Baalman and Katie Henderson as the only two UK pitchers to throw a complete-game shutout in their first-career start as she shutout Sam Houston State on Feb. 9 in a 6-0 win ... Pitched two scoreless innings in the Lexington Regional vs. Toledo ... The fastest-throwing freshman that UK has ever had under Rachel Lawson (pitches reach as high as 67/68mph) ... Had nine strikeouts vs. Sam Houston State - the most for any UK freshman in her first-career start ... Pitched UK to its first top-25 win of the season over No. 19 Oregon at the Elite Invitational ... Pitched two innings of relief vs. #5 Washington, only surrendering two hits ... Earned her first-career win in the SEC on March 10 at #11 South Carolina, pitching 5.1 innings only allowing one Gamecock run, and striking out three batters ... Picked up the win in UK's 9-8 comeback win over Mississippi State, as she won each of her first two SEC appearances ... Started vs. Texas Tech in final regular season game.

Pitching Category	Season High (Last)	Career High (Last)
Innings	6.0, three times, last vs. Loyola-Chicago (2/28/20)	7.0 vs. Sam Houston State (2/9/19)
Strikeouts	9 vs. Loyola-Chicago (2/28/20)	9, twice, last vs. Loyola-Chicago (2/28/20)
Wins	7	7 (2020)
Appearances	10	20 (2019)

CAREER STATS

Year	ERA	W	L	App	GS	CG	SHO	CBO	SV	IP	H	R	ER	BB	SO	2B	3B	HR	BF	B/Avg	WP	HBP	BK	SFA	SHA
2019	3.48	5	2	21	8	1	1	1	1	52.1	46	29	26	33	46	6	0	5	242	.234	9	9	0	2	1
2020	1.30	7	1	10	8	3	2	2	1	43.0	42	12	8	8	45	5	1	2	180	.250	0	4	0	0	0
TOTAL	2.50	12	3	31	16	4	3	3	2	95.1	88	41	34	41	91	11	1	7	422	.241	9	13	0	2	1



#30 Larissa Spellman



Butler, New Jersey / Butler HS



Senior / Management & Communication



P



Bats: n/a / Throws: R



2020: Pitched 2.0 innings vs. Liberty to close the game with three strikeouts on 47 pitches. Two of her strikeouts ended the innings with runners in scoring position ... Threw her second-career complete-game in a 10-1 win over DePaul on Feb. 22, in which she allowed just one run on two hits and struck out two batters ... Picked up the shutout win vs. Detroit Mercy in UK's record-setting 22-0 win over the Titans at The Spring Games.

2019: Pitched her first-career complete-game shutout vs. Hofstra on Feb. 15 ... Went the distance without allowing any runner to reach past second base ... In the game, she had two strikeouts, two walks and only allowed three hits ... Got the start vs. Bethune-Cookman and did not allow a run in her 2.0 innings of work ... Had a season-high three strikeouts vs. Bethune-Cookman in her two innings in the circle ... Pitched vs. Syracuse for three scoreless innings, earning the win vs. the Orange without allowing a walk ... Got the start in the rubber match vs. Ole Miss.

Category	Season High (Last)	Career High (Last)
Innings	5.0 vs. DePaul (2/22/20)	7.0 vs. Hofstra (2/15/19)
Strikeouts	3 vs. Liberty (2/7/20)	4 vs. Ole Miss (3/31/17)
Wins	2	2 (2017, 19, 20)
Appearances	5	21 (2017)

CAREER STATS - PITCHING

Year	ERA	W	L	APP	GS	CG	SHO	CBO	SV	IP	H	R	ER	BB	SO	2B	3B	HR	BF	B/AVG	WP	HBP	BK	SFA	SHA
2017	4.08	2	2	21	10	0	0	3	0	46.1	45	28	21	33	29	5	1	2	222	.245	5	2	0	0	3
2018	9.33	0	0	8	3	0	0	0	0	12.0	18	18	16	12	6	3	0	5	66	.375	1	2	0	2	2
2019	2.71	2	0	9	3	1	1	1	0	20.2	18	11	8	19	13	4	1	2	100	.228	5	1	0	1	0
2020	2.40	2	0	5	2	1	0	1	0	11.2	7	9	4	10	7	2	0	2	55	.171	0	2	0	1	1
TOTAL	3.78	6	2	43	18	2	1	5	0	90.2	88	66	49	74	55	14	2	11	443	.250	11	7	0	4	6



#33 Alex Martens



McHenry, Illinois / McHenry West HS



Senior / Intergrated Strategic Communication



2B



Bats: L / Throws: L



- Set the UK single season RBI record (66) in 2019
- 2017 NCAA Lexington Regional MVP
- 2017 SEC All-Freshman Team
- Honorable Mention for NFCA Player of the Week (3/12/19)
- 2019 NFCA All-Region Team (2nd Team)
- 2020 Preseason All-SEC

2020: Current NCAA leader with 47 RBI ... Also leads the NCAA in RBI Per Game at the moment ... Currently on a career-high 20-game hitting streak ... Two home runs in the first game of the season vs. Liberty to move to fourth all-time at UK in career RBI ... Hit two three-run HR's in series opener vs. Texas A&M ... Has multi-RBI in eight-of-the last nine games ... Has clubbed nine home runs on the season, two back of team leader, Mallory Peyton ... Passed Griffin Joiner and Brittany Cervantes for third and second all-time at UK in RBI's, as she now has 181 in her career ... Has nine doubles to lead all Wildcats.

2019: NFCA Second Team All-Region ... 16 multi-hit games, including eight of the last 25 games ... Game-winning hit to secure series win at #3 Alabama in the top of the 13th inning on Sunday in rubber game ... Had the crucial three-run triple (the first triple of her career) vs. James Madison in the top of the fifth inning to give UK the win over the No. 23 Dukes ... Had a career-high tying 5-RBI game vs. James Madison in St. Pete/Clearwater ... Also had RBI in the Regional Final vs. Virginia Tech ... Had her fifth two-hit game of the season vs. California at the Mary Nutter Collegiate Classic ... Hit a home run in the Wildcats win over Saint Louis, her fourth long ball of the season ... Led UK in hitting .556 on SEC Opening Weekend at #11 South Carolina with five hits, two runs, a triple, HR and six RBI ... Drove in the winning run vs. Mississippi State on March 17 to clinch a sweep of the Bulldogs ... Hit a solo HR at Louisville ... Had a three-run HR vs. Auburn in game two to seal a series win over the Tigers ... Hit her second grand slam of the season vs. ECU in a 10-2 win over the Colonels ... One of UK's best players on opening weekend, going 6-for-14 with six RBI and two runs scored ... Hit a home run in the Wildcats' 13-1 win against Houston.

Category	Season High (Last)	Career High (Last)
At-Bats	4, 10 times, last vs. Western Michigan (2/29/20)	6, last at Alabama (4/28/19)
Runs	3, twice, last vs. Texas A&M (3/7/20)	3, three times, last vs. Texas A&M (3/7/20)
Hits	3, three times, last vs. Loyola-Chicago (2/28/20)	3, 10 times, last vs. Loyola-Chicago (2/28/20)
RBI	6 vs. Texas A&M (3/7/20)	6 vs. Texas A&M (3/7/20)
Walks	2, three times, last vs. Marshall (3/11/20)	2, nine times, last vs. Marshall (3/11/20)
Stolen Bases	-	1 vs. ECU (4/3/19)
Hitting Streak (current)	20 games (20)	20 (Current, 2020)

CAREER STATS

Year	AVG	GP	GS	AB	R	H	2B	3B	HR	RBI	TB	SLG%	BB	HBP	SO	GDP	OB%	SF	SH	SB	ATT	PO	A	E	FLD%
2017	.295	58	58	176	14	52	13	0	4	30	77	.438	18	2	17	0	.365	1	2	0	0	101	97	13	.938
2018	.313	56	53	147	27	46	10	0	8	38	80	.544	24	3	13	2	.415	2	3	0	0	90	83	2	.989
2019	.310	60	60	187	22	58	9	2	13	66	110	.588	17	3	28	1	.373	2	2	1	1	89	108	5	.975
2020	.507	24	24	75	28	38	9	0	9	47	74	.987	16	2	1	0	.589	2	0	0	0	37	40	2	.975
TOTAL	.332	198	195	585	91	194	41	2	34	181	341	.583	75	10	59	3	.412	7	7	1	1	317	328	22	.967



#34 Cassie Lindmark



Lyons, Illinois / Marist HS



Freshman / Chemistry



C



Bats: R / Throws: R



2020: Will be part of UK's catching core ... Had an RBI vs. Middle Tennessee St., on Feb. 19 for her first-career RBI ... Has logged three walks on the season ... Earned her first-career hit vs. Detroit on Feb. 29.

Pre-College:

- Extra Innings No. 72 nationally-ranked player
- Freshman year and sophomore year was named All-Conference
- Named All-Conference and All-State in her sophomore year
- In her junior campaign she was All-Area and winner of the Golden Glove
- Helped lead her team to a Regional and Sectional championship her junior season. In her sophomore year, the team was fourth at the state tournament and Regional, Sectional and Super Sectional champions.
- Last year hit .465 with a .543 on-base percentage and slugged at a .768 clip.
- President of the school Science Club her junior and senior years, as well as winning the Leadership Award in her freshman year

CAREER STATS

Category	Season High (Last)	Career High (Last)
At-Bats	2, three times, last vs. Detroit (2/29/20)	2, three times, last vs. Detroit (2/29/20)
Runs	-	-
Hits	1 vs. Detroit (2/29/20)	1 vs. Detroit (2/29/20)
RBI	1, twice, last vs. Detroit (2/29/20)	1, twice, last vs. Detroit (2/29/20)
Walks	1, four times, last vs. Florida International (2/28/20)	1, four times, last vs. Florida International (2/28/20)
Stolen Bases	-	-
Hitting Streak (current)	1 (0)	1 (2020)

Year	AVG	GP	GS	AB	R	H	2B	3B	HR	RBI	TB	SLG%	BB	HBP	SO	GDP	OB%	SF	SH	SB	ATT	PO	A	E	FLD%
2020	.077	17	8	13	0	1	0	0	0	2	1	.077	4	0	2	0	.294	0	0	0	0	30	1	1	.969
TOTAL	.077	17	8	13	0	1	0	0	0	2	1	.077	4	0	2	0	.294	0	0	0	0	30	1	1	.969

2020 KENTUCKY SOFTBALL | WEEK 6 | MARSHALL

#44 Gabi Deters



Bowling Green, Missouri / Bowling Green HS




Freshman / Undecided



C



Bats: R / Throws: R



2020: Can play third, but also will be worked into the catching rotation for Kentucky this season ... Got her first-career hit vs. Detroit ... Logged her first-career home run vs. DePaul on Feb. 22 ... Hit a two-run home run vs. Texas A&M for her first-career SEC hit.

Pre-College:

- Extra Innings No. 41 nationally-ranked player
- Four time EMO first-team All-Conference, first team All-District, first team All-Region member and Silver Slugger Award
- Three time member of the All-State first team
- 2017-2018 Gatorade Player of the Year
- Also was All-Conference and All-District as a basketball player for Bowling Green HS
- In her senior year, hit .430 with 11 home runs, 28 RBI, 50 runs scored, 31 walks and 13 stolen bases
- Team won back-to-back state championships in her time with the school

CAREER STATS

Category	Season High (Last)	Career High (Last)
At-Bats	3, twice, last vs. Marshall (3/11/20)	3, twice, last vs. Marshall (3/11/20)
Runs	2 vs. Florida International (2/28/20)	2 vs. Florida International (2/28/20)
Hits	2 vs. Florida International (2/28/20)	2 vs. Florida International (2/28/20)
RBI	2 vs. Texas A&M (3/8/20)	2 vs. Texas A&M (3/8/20)
Walks	1, nine times, last vs. Texas A&M (3/9/20)	1, nine times, last vs. Texas A&M (3/9/20)
Stolen Bases	1 vs. Georgia Tech (2/21/20)	1 vs. Georgia Tech (2/21/20)
Hitting Streak (current)	2 (0)	2 (2020)

Year	AVG	GP	GS	AB	R	H	2B	3B	HR	RBI	TB	SLG%	BB	HBP	SO	GDP	OB%	SF	SH	SB	ATT	PO	A	E	FLD%
2020	.259	21	9	27	5	7	2	1	2	4	17	.630	9	2	8	0	.474	0	0	1	1	23	11	3	.919
TOTAL	.259	21	9	27	5	7	2	1	2	4	17	.630	9	2	8	0	.474	0	0	1	1	23	11	3	.919



#99 Kayla Kowalik



New Braunsfels, Texas / St. John Paul II HS



Sophomore / Finance



UTL



Bats: L / Throws: R



- 2019 SEC All-Freshman Team
- SEC Freshman of the Week (3/4/19)
- SEC Freshman of the Week (3/19/19)
- 2015, 2016 and 2017 All-District (TX)
- 2015, 2016 and 2017 District Champions (HS)

2020: Leads the NCAA in triples with eight, as she had five triples alone at The Spring Games tournament ... Her eight triples breaks the UK single-season record set by Tiffany Kruse back in 2000 (7) ... Had a hit in all four games on opening weekend, including a two-RBI single vs. Minnesota to break open the game ... Scored a run in three of the four games at the NFCA Lead-Off Classic ... Has been UK's lead-off batter the last 23 games.

2019: SEC All-Freshman Team ... Set the record for OBP of a freshman at UK ... SEC Freshman of the Week (3/4/19) ... SEC Freshman of the Week (3/19/19) ... Had a 27-game reached-base streak, the most since Brittany Cervantes in 2011, snapped vs. LSU ... Was UK's breakout freshman on opening weekend, hitting .500 to lead all Wildcats ... Hit .556 to lead all UK players vs. Auburn with five hits in nine official at bats and three RBI ... Hit .500 vs. Mississippi State on the weekend, including the game-tying triple in the bottom of the sixth to complete UK's 6-run comeback in a 9-8 win to clinch the series ... A speedy catcher who can both slap and hit - and did both for base hits ... Had three hits vs. Sam Houston State and also RBI at Houston and vs. Oklahoma State in the seventh inning ... Moved up to lead-off after UK's sixth game of the season, and went 3-for-3 vs. Hofstra in her first game in that role ... Led all UK players by hitting .700 at the Coach B Classic ... Against Murray State alone, she set a new career high with three runs scored, four hits, two extra base hits and four runs batted in during Kentucky's 14-4 win over Murray State ... Team-high and career-high 10-game hitting streak was snapped vs. MSU on March 15 ... Stole a base in each game vs. LSU and also scored the game-winning run on an RBI single up the middle in the fifth inning.

Category	Season High (Last)	Career High (Last)
At-Bats	5 vs. Arizona State (2/15/20)	6 at Alabama (4/28/19)
Runs	3, three times, last vs. Detroit (2/29/20)	3, five times, last vs. Detroit (2/29/20)
Hits	4 vs. Samford (2/21/20)	4, twice, last vs. Samford (2/21/20)
RBI	3 vs. Florida International (2/28/20)	4 vs. Murray State (3/2/19)
Walks	2, three times, last vs. Marshall (3/11/20)	4 vs. Oregon (2/15/19)
Stolen Bases	2, twice, last vs. Marshall (3/11/20)	2 vs. Detroit (2/16/20)
Hitting Streak (current)	7 games (1)	10 games (2019)

CAREER STATS

Year	AVG	GP	GS	AB	R	H	2B	3B	HR	RBI	TB	SLG%	BB	HBP	SO	GDP	OB%	SF	SH	SB	ATT	PO	A	E	FLD%
2019	.357	60	59	185	49	66	8	5	0	25	84	.454	29	3	22	0	.452	0	2	14	17	102	7	2	.982
2020	.373	24	24	83	31	31	4	8	0	13	51	.614	11	2	10	0	.458	0	2	11	11	103	3	2	.981
TOTAL	.362	84	83	268	80	97	12	13	0	38	135	.504	40	5	32	0	.454	0	4	25	28	205	10	4	.982



2020 Kentucky Softball
 Statistics Summary for Kentucky (as of Mar 12, 2020)
 (All games)



Record: 20-4 Home: 3-1 Away: 2-2 Neutral: 15-1 SEC: 2-1

Date	Opponent	Score	Player	avg	gp-gs	ab	r	h	2b	3b	hr	rbi	bb	hbp	so	sb-att
2/7	vs Liberty	w 6-2	Bailey Vick	.571	23-23	63	33	36	4	2	0	11	9	1	6	8-9
2/7	vs Texas State	w 2-1	Alex Martens	.507	24-24	75	28	38	9	0	9	47	16	2	1	0-0
2/8	vs NC State	w 6-2	Rylea Smith	.420	24-24	88	29	37	6	1	0	30	2	0	12	7-8
2/9	vs #8 Minnesota	w 7-0	Mallory Peyton	.379	24-24	66	24	25	4	1	11	35	10	10	12	1-3
2/14	vs Boise State	w 16-14	Kayla Kowalik	.373	24-24	83	31	31	4	8	0	13	11	2	10	11-11
2/14	at #22 Arizona State	L 2-3	Jaci Babbs	.348	19-8	23	15	8	1	0	0	3	3	0	6	4-5
2/15	vs Illinois State	w 7-1	Miranda Stoddard	.333	18-7	21	7	7	2	0	1	8	5	2	4	0-0
2/15	at #22 Arizona State	L 5-7	Lauren Johnson	.323	24-22	65	16	21	3	1	3	17	13	3	10	3-5
2/16	vs Detroit Mercy	w 15-3	Autumn Humes	.300	14-8	30	6	9	2	0	4	15	4	0	6	0-0
2/19	at Middle Tennessee	w 9-0	Tatum Spangler	.286	21-19	49	13	14	5	0	1	4	4	1	8	1-1
2/21	vs Georgia Tech	w 10-9	Gabi Deters	.259	21-9	27	5	7	2	1	2	4	9	2	8	1-1
2/21	at Samford	w 7-4	Renee Abernathy	.235	22-6	34	7	8	2	0	1	9	6	1	6	0-0
2/22	vs DePaul	w 10-1	Emmy Blane	.111	23-18	27	2	3	0	0	0	3	2	0	9	0-0
2/22	vs Georgia Tech	L 1-7	-----													
2/23	vs DePaul	w 9-0	Grace Baalman	.188	8-4	16	1	3	1	0	1	3	2	0	5	0-0
2/28	vs Loyola-Chicago	w 10-2	Cassie Lindmark	.077	17-8	13	0	1	0	0	0	2	4	0	2	0-0
2/28	vs Florida Intl	w 17-1	Emma Boitnott	.000	3-0	1	0	0	0	0	0	0	1	1	0	0-0
2/29	vs Western Michigan	w 13-0	Sloan Gayan	.000	2-1	1	0	0	0	0	0	0	0	0	0	0-0
2/29	vs Detroit Mercy	w 22-0	Larissa Spellman	.000	1-0	0	0	0	0	0	0	0	0	0	0	0-0
3/1	vs Dartmouth	w 4-0	Totals	.364	24	682	217	248	45	14	33	204	101	25	105	36-43
*3/6	TEXAS A&M	w 11-9	Opponents	.242	24	621	95	150	27	2	26	84	66	15	137	9-11
*3/8	TEXAS A&M	L 3-6														
*3/9	TEXAS A&M	w 9-8														
3/11	MARSHALL	w 16-15														

LOB - Team (161), Opp (147). DPs turned - Team (8), Opp (7). CI - Team (0), Opp (1). IBB - Team (2), Martens, A 1, Johnson, L 1. Picked off - Martens, A 1.

Player	era	w-l	app	gs	cg	sh	sv	ip	h	r	er	bb	so
Meghan Schorman	1.30	7-1	10	8	3	2	1	43.0	42	12	8	8	45
Autumn Humes	3.19	5-0	8	5	3	1	0	37.1	39	24	17	11	21
Grace Baalman	3.54	3-2	8	2	1	0	0	29.2	26	23	15	23	31

Larissa Spellman	2.40	2-0	5	2	1	0	0	11.2	7	9	4	10	7
Sloan Gayan	4.06	1-0	4	1	0	0	0	10.1	8	6	6	4	10
Miranda Stoddard	4.12	2-0	7	2	1	0	1	17.0	18	11	10	3	11
Tatum Spangler	4.94	0-1	7	3	0	0	0	11.1	10	10	8	7	12
Totals	2.97	20-4	24	24	9	6	2	160.1	150	95	68	66	137
Opponents	8.30	4-20	24	24	5	0	0	154.1	248	217	183	101	105

PB - Team (1), Deters, G 1, Opp (1). Pickoffs - Team (0), Opp (1). SBA/ATT - Baalman, G (4-5), Kowalik, K (4-4), Deters, G (3-4), Lindmark, C (2-3), Humes, A (1-2), Spangler, T (2-2), Schorman, M (1-1), Stoddard, M (1-1).

Score by innings	1	2	3	4	5	6	7	8	9	EX	Total
Kentucky	23	44	33	30	22	35	21	8	0	1	217
Opponents	9	13	20	12	8	20	7	3	0	3	95

Win-loss breakouts: Day 15-1; Night 5-3; vs Left 2-1; vs Right 18-3;
 1-run games 4-1; 2-run games 2-1; 5+run games 10-1; Extra inns 2-1; Shutouts 6-0.
 Current streak: Won 2; Longest winning streak: 7; Longest losing streak: 1.
 Attendance: Home 3033 (avg 758); Away 5545 (avg 277); Total 8578 (avg 357).



2020 Kentucky Softball
Overall Statistics for Kentucky (as of Mar 12, 2020)
(All games Sorted by Batting avg)



Record: 20-4 Home: 3-1 Away: 2-2 Neutral: 15-1 SEC: 2-1

Player	avg	gp-gs	ab	r	h	2b	3b	hr	rbi	tb	slg%	bb	hp	so	gdp	ob%	sf	sh	sb-att	po	a	e	fld%
Bailey Vick	.571	23-23	63	33	36	4	2	0	11	44	.698	9	1	6	0	.630	0	10	8-9	45	3	1	.980
Alex Martens	.507	24-24	75	28	38	9	0	9	47	74	.987	16	2	1	0	.589	2	0	0-0	37	40	2	.975
Rylea Smith	.420	24-24	88	29	37	6	1	0	30	45	.511	2	0	12	1	.424	2	0	7-8	12	0	4	.750
Mallory Peyton	.379	24-24	66	24	25	4	1	11	35	64	.970	10	10	12	0	.517	1	3	1-3	144	8	3	.981
Kayla Kowalik	.373	24-24	83	31	31	4	8	0	13	51	.614	11	2	10	0	.458	0	2	11-11	103	3	2	.981
Jaci Babbs	.348	19-8	23	15	8	1	0	0	3	9	.391	3	0	6	0	.423	0	0	4-5	6	0	0	1.000
Miranda Stoddard	.333	18-7	21	7	7	2	0	1	8	12	.571	5	2	4	0	.483	1	0	0-0	13	14	4	.871
Lauren Johnson	.323	24-22	65	16	21	3	1	3	17	35	.538	13	3	10	0	.457	0	1	3-5	28	38	7	.904
Autumn Humes	.300	14-8	30	6	9	2	0	4	15	23	.767	4	0	6	0	.382	0	0	0-0	1	7	0	1.000
Tatum Spangler	.286	21-19	49	13	14	5	0	1	4	22	.449	4	1	8	1	.352	0	1	1-1	7	5	0	1.000
Gabi Deters	.259	21-9	27	5	7	2	1	2	4	17	.630	9	2	8	0	.474	0	0	1-1	23	11	3	.919
Renee Abernathy	.235	22-6	34	7	8	2	0	1	9	13	.382	6	1	6	0	.366	0	0	0-0	5	0	1	.833
Emmy Blane	.111	23-18	27	2	3	0	0	0	3	3	.111	2	0	9	0	.161	2	0	0-0	24	26	2	.962

Grace Baalman	.188	8-4	16	1	3	1	0	1	3	7	.438	2	0	5	0	.263	1	1	0-0	1	2	0	1.000
Cassie Lindmark	.077	17-8	13	0	1	0	0	0	2	1	.077	4	0	2	0	.294	0	0	0-0	30	1	1	.969
Sloan Gayan	.000	2-1	1	0	0	0	0	0	0	0	.000	0	0	0	0	.000	0	0	0-0	0	1	0	1.000
Emma Boitnott	.000	3-0	1	0	0	0	0	0	0	0	.000	1	1	0	0	.667	0	0	0-0	0	0	0	.000
Larissa Spellman	.000	1-0	0	0	0	0	0	0	0	0	.000	0	0	0	0	.000	0	0	0-0	0	3	0	1.000
Totals	.364	24	682	217	248	45	14	33	204	420	.616	101	25	105	2	.458	9	18	36-43	481	164	31	.954
Opponents	.242	24	621	95	150	27	2	26	84	259	.417	66	15	137	3	.326	6	10	9-11	463	165	30	.954

LOB - Team (161), Opp (147). DPs turned - Team (8), Opp (7). CI - Team (0), Opp (1). IBB - Team (2), Martens, A 1, Johnson, L 1. Picked off - Martens, A 1.

(All games Sorted by Earned run avg)

Player	era	w-l	app	gs	cg	sho	sv	ip	h	r	er	bb	so	2b	3b	hr	b/avg	wp	hp	bk	sfa	sha
Meghan Schorman	1.30	7-1	10	8	3	2/2	1	43.0	42	12	8	8	45	5	1	2	.250	0	4	0	0	0
Autumn Humes	3.19	5-0	8	5	3	1/0	0	37.1	39	24	17	11	21	11	1	6	.258	2	1	0	1	3
Grace Baalman	3.54	3-2	8	2	1	0/1	0	29.2	26	23	15	23	31	5	0	5	.241	2	5	0	3	5

Larissa Spellman	2.40	2-0	5	2	1	0/1	0	11.2	7	9	4	10	7	2	0	2	.171	0	2	0	1	1
Sloan Gayan	4.06	1-0	4	1	0	0/1	0	10.1	8	6	6	4	10	0	0	3	.205	2	1	0	0	0
Miranda Stoddard	4.12	2-0	7	2	1	0/0	1	17.0	18	11	10	3	11	3	0	6	.257	1	0	0	0	0
Tatum Spangler	4.94	0-1	7	3	0	0/1	0	11.1	10	10	8	7	12	1	0	2	.227	2	2	0	1	1
Totals	2.97	20-4	24	24	9	6/3	2	160.1	150	95	68	66	137	27	2	26	.242	9	15	0	6	10
Opponents	8.30	4-20	24	24	5	0/0	0	154.1	248	217	183	101	105	45	14	33	.364	24	25	0	9	18

PB - Team (1), Deters, G 1, Opp (1). Pickoffs - Team (0), Opp (1). SBA/ATT - Baalman, G (4-5), Kowalik, K (4-4), Deters, G (3-4), Lindmark, C (2-3), Humes, A (1-2), Spangler, T (2-2), Schorman, M (1-1), Stoddard, M (1-1).



2020 Kentucky Softball
 Overall Statistics for Kentucky (as of Mar 12, 2020)
 (All games Sorted by Fielding pct)



Player	c	po	a	e	fld%	dp	sba	csb	sba%	pb	ci
Tatum Spangler	12	7	5	0	1.000	0	2	0	1.000	0	0
Autumn Humes	8	1	7	0	1.000	0	1	1	.500	0	0
Jaci Babbs	6	6	0	0	1.000	0	0	0	.000	0	0
Grace Baalman	3	1	2	0	1.000	1	4	1	.800	0	0
Larissa Spellman	3	0	3	0	1.000	0	0	0	.000	0	0
Sloan Gayan	1	0	1	0	1.000	0	0	0	.000	0	0
Kayla Kowalik	108	103	3	2	.981	0	4	0	1.000	0	0
Mallory Peyton	155	144	8	3	.981	8	0	0	.000	0	0
Bailey Vick	49	45	3	1	.980	0	0	0	.000	0	0
Alex Martens	79	37	40	2	.975	4	0	0	.000	0	0
Cassie Lindmark	32	30	1	1	.969	0	2	1	.667	0	0
Emmy Blane	52	24	26	2	.962	1	0	0	.000	0	0
Gabi Deters	37	23	11	3	.919	0	3	1	.750	1	0
Lauren Johnson	73	28	38	7	.904	4	0	0	.000	0	0
Miranda Stoddard	31	13	14	4	.871	2	1	0	1.000	0	0
Renee Abernathy	6	5	0	1	.833	0	0	0	.000	0	0
Meghan Schorman	5	2	2	1	.800	0	1	0	1.000	0	0
Rylea Smith	16	12	0	4	.750	0	0	0	.000	0	0
Emma Boitnott	0	0	0	0	.000	0	0	0	.000	0	0
Totals	676	481	164	31	.954	8	9	2	.818	1	0
Opponents	658	463	165	30	.954	7	36	7	.837	1	1

Hitting minimums - 1 Games 0.8 AB/Game

Pitching minimums - 1 Games 1.0 IP/Game



2020 Kentucky Softball
Games Summary for Kentucky (as of Mar 12, 2020)
(All games)



Score by innings	1	2	3	4	5	6	7	8	9	EX	Total
Kentucky	23	44	33	30	22	35	21	8	0	1	217
Opponents	9	13	20	12	8	20	7	3	0	3	95

Record when ...											
Overall	20-4							After 4 leading	17-1		
Conference	2-1						 trailing	3-3		
Non-Conference	18-3						 tied	0-0		
Home games	3-1							After 5 leading	12-1		
Away games	2-2						 trailing	2-3		
Neutral site	15-1						 tied	2-0		
Day games	15-1							After 6 leading	10-1		
Night games	5-3						 trailing	0-3		
vs Left starter	2-1						 tied	3-0		
vs Right starter	18-3										
1-Run games	4-1							Hit 0 home runs	3-1		
2-Run games	2-1							... 1 home run	6-3		
5+Run games	10-1							... 2+ home runs	11-0		
Extra innings	2-1										
Shutouts	6-0							Opponent 0 home runs	10-1		
							 1 home run	5-0		
Scoring 0-2 runs	1-2						 2+ HRs	5-3		
..... 3-5 runs	1-2										
..... 6-9 runs	8-0							Made 0 errors	8-0		
..... 10+ runs	10-0						 1 error	4-2		
							 2+ errors	8-2		
Opponent 0-2 runs	13-0										
..... 3-5 runs	2-1							Opp. made 0 errors	8-0		
..... 6-9 runs	3-3						 1 error	5-3		
..... 10+ runs	2-0						 2+ errors	7-1		
Scored in 1st inning	10-0							Out-hit opponent	16-1		
Opp. scored in 1st	4-1							Out-hit by opponent	4-3		
Scores first	14-1							Hits are tied	0-0		
Opp. scores first	6-3										

Record when team scores:											
Runs	0	1	2	3	4	5	6	7	8	9	10+
W-L	0-0	0-1	1-1	0-1	1-0	0-1	2-0	3-0	0-0	3-0	10-0

Record when opponent scores:											
Runs	0	1	2	3	4	5	6	7	8	9	10+
W-L	6-0	4-0	3-0	1-1	1-0	0-0	0-1	0-2	1-0	2-0	2-0

Record when leading after:						
Inn.	1	2	3	4	5	6
W-L	8-0	13-0	15-0	17-1	12-1	10-1

Record when trailing after:						
Inn.	1	2	3	4	5	6
W-L	3-1	4-2	3-3	3-3	2-3	0-3

Record when tied after:						
Inn.	1	2	3	4	5	6
W-L	9-3	3-2	2-1	0-0	2-0	3-0

Current winning streak: 2
Longest winning streak: 7
Longest losing streak: 1

Home attendance : 3033 (4 dates avg = 758)
Away attendance : 5545 (20 dates avg = 277)
Total attendance: 8578 (24 dates avg = 357)



2020 Kentucky Softball
 Batting Leaders for Kentucky (as of Mar 12, 2020)
 (All games)



Hitting minimums - 1 Games 0.8 AB/Game
 Pitching minimums - 1 Games 1.0 IP/Game

Batting avg		Slugging pct		On base pct	
1. Bailey Vick	.571	1. Alex Martens	.987	1. Bailey Vick	.630
2. Alex Martens	.507	2. Mallory Peyton	.970	2. Alex Martens	.589
3. Rylea Smith	.420	3. Autumn Humes	.767	3. Mallory Peyton	.517
4. Mallory Peyton	.379	4. Bailey Vick	.698	4. Miranda Stoddard	.483
5. Kayla Kowalik	.373	5. Gabi Deters	.630	5. Gabi Deters	.474
Runs scored		Hits		Runs batted in	
1. Bailey Vick	33	1. Alex Martens	38	1. Alex Martens	47
2. Kayla Kowalik	31	2. Rylea Smith	37	2. Mallory Peyton	35
3. Rylea Smith	29	3. Bailey Vick	36	3. Rylea Smith	30
4. Alex Martens	28	4. Kayla Kowalik	31	4. Lauren Johnson	17
5. Mallory Peyton	24	5. Mallory Peyton	25	5. Autumn Humes	15
Doubles		Triples		Home runs	
1. Alex Martens	9	1. Kayla Kowalik	8	1. Mallory Peyton	11
2. Rylea Smith	6	2. Bailey Vick	2	2. Alex Martens	9
3. Tatum Spangler	5	3. 4 tied at.....	1	3. Autumn Humes	4
4. 3 tied at..	4			4. Lauren Johnson	3
				5. Gabi Deters	2
Total bases		Walks		Hit by pitch	
1. Alex Martens	74	1. Alex Martens	16	1. Mallory Peyton	10
2. Mallory Peyton	64	2. Lauren Johnson	13	2. Lauren Johnson	3
3. Kayla Kowalik	51	3. Kayla Kowalik	11	3. 4 tied at..	2
4. Rylea Smith	45	4. Mallory Peyton	10		
5. Bailey Vick	44	5. 2 tied at..	9		
Sac bunts		Sac flies		Stolen bases	
1. Bailey Vick	10	1. Rylea Smith	2	1. Kayla Kowalik	11
2. Mallory Peyton	3	Alex Martens	2	2. Bailey Vick	8
3. Kayla Kowalik	2	Emmy Blane	2	3. Rylea Smith	7
4. 3 tied at....	1	4. 3 tied at.....	1	4. Jaci Babbs	4
				5. Lauren Johnson	3
Caught stealing		Steal attempts		Stolen base pct	
1. Lauren Johnson	2	1. Kayla Kowalik	11	1. Kayla Kowalik	1.000
Mallory Peyton	2	2. Bailey Vick	9	Tatum Spangler	1.000
3. Rylea Smith	1	3. Rylea Smith	8	Gabi Deters	1.000
Bailey Vick	1	4. Jaci Babbs	5	4. Bailey Vick	.889
Jaci Babbs	1	Lauren Johnson	5	5. Rylea Smith	.875
Strikeouts		Grounded into DP		Total plate appearances	
1. Mallory Peyton	12	1. Tatum Spangler	1	1. Kayla Kowalik	98
Rylea Smith	12	Rylea Smith	1	2. Alex Martens	95
3. Kayla Kowalik	10			3. Rylea Smith	92
Lauren Johnson	10			4. Mallory Peyton	91
5. Emmy Blane	9			5. Bailey Vick	83
At bats		Games played		Game starts	
1. Rylea Smith	88	1. Rylea Smith	24	1. Rylea Smith	24
2. Kayla Kowalik	83	Kayla Kowalik	24	Kayla Kowalik	24
3. Alex Martens	75	Alex Martens	24	Alex Martens	24
4. Mallory Peyton	66	Mallory Peyton	24	Mallory Peyton	24
5. Lauren Johnson	65	Lauren Johnson	24	5. Bailey Vick	23
Games as sub					
1. Renee Abernathy	16				
2. Gabi Deters	12				
3. Miranda Stoddard	11				
Jaci Babbs	11				
5. Cassie Lindmark	9				



2020 Kentucky Softball
 Batting Per-Game Leaders for Kentucky (as of Mar 12, 2020)
 (All games)



Hitting minimums - 1 Games 0.8 AB/Game
 Pitching minimums - 1 Games 1.0 IP/Game

Hits per game		Runs scored per game		Doubles per game	
1. Alex Martens	1.58	1. Bailey Vick	1.43	1. Alex Martens	0.38
2. Bailey Vick	1.57	2. Kayla Kowalik	1.29	2. Rylea Smith	0.25
3. Rylea Smith	1.54	3. Rylea Smith	1.21	3. Tatum Spangler	0.24
4. Kayla Kowalik	1.29	4. Alex Martens	1.17	4. Bailey Vick	0.17
5. Mallory Peyton	1.04	5. Mallory Peyton	1.00	5. Kayla Kowalik	0.17
Triples per game		Homers per game		RBI s per game	
1. Kayla Kowalik	0.33	1. Mallory Peyton	0.46	1. Alex Martens	1.96
2. Bailey Vick	0.09	2. Alex Martens	0.38	2. Mallory Peyton	1.46
3. Gabi Deters	0.05	3. Autumn Humes	0.29	3. Rylea Smith	1.25
4. Rylea Smith	0.04	4. Lauren Johnson	0.13	4. Autumn Humes	1.07
Mallory Peyton	0.04	5. Gabi Deters	0.10	5. Lauren Johnson	0.71
Stolen bases per game		Walks per game		Strikeouts per game	
1. Kayla Kowalik	0.46	1. Alex Martens	0.67	1. Alex Martens	0.04
2. Bailey Vick	0.35	2. Lauren Johnson	0.54	2. Miranda Stoddard	0.22
3. Rylea Smith	0.29	3. Kayla Kowalik	0.46	3. Bailey Vick	0.26
4. Jaci Babbs	0.21	4. Gabi Deters	0.43	4. Renee Abernathy	0.27
5. Lauren Johnson	0.13	5. Mallory Peyton	0.42	5. Jaci Babbs	0.32
At bats per game		Plate appearances/gam			
1. Rylea Smith	3.67	1. Kayla Kowalik	4.08		
2. Kayla Kowalik	3.46	2. Alex Martens	3.96		
3. Alex Martens	3.13	3. Rylea Smith	3.83		
4. Mallory Peyton	2.75	4. Mallory Peyton	3.79		
5. Bailey Vick	2.74	5. Bailey Vick	3.61		



2020 Kentucky Softball
Pitching Leaders for Kentucky (as of Mar 12, 2020)
(All games)



Hitting minimums - 1 Games 0.8 AB/Game
Pitching minimums - 1 Games 1.0 IP/Game

Earned run avg		Opposing bat avg		Won-loss pct	
1. Meghan Schorman	1.30	1. Grace Baalman	.241	1. Autumn Humes	1.000
2. Autumn Humes	3.19	2. Meghan Schorman	.250	2. Meghan Schorman	.875
3. Grace Baalman	3.54	3. Autumn Humes	.258	3. Grace Baalman	.600
Wins		Losses		Saves	
1. Meghan Schorman	7	1. Grace Baalman	2	1. Miranda Stoddard	1
2. Autumn Humes	5	2. Tatum Spangler	1	Meghan Schorman	1
3. Grace Baalman	3	Meghan Schorman	1		
4. Larissa Spellman	2				
Miranda Stoddard	2				
Innings pitched		Batters struck out		Appearances	
1. Meghan Schorman	43.0	1. Meghan Schorman	45	1. Meghan Schorman	10
2. Autumn Humes	37.1	2. Grace Baalman	31	2. Grace Baalman	8
3. Grace Baalman	29.2	3. Autumn Humes	21	Autumn Humes	8
		4. Tatum Spangler	12	4. Miranda Stoddard	7
		5. Miranda Stoddard	11	Tatum Spangler	7
Games started		Games finished		Games in relief	
1. Meghan Schorman	8	1. Grace Baalman	4	1. Grace Baalman	6
2. Autumn Humes	5	2. Tatum Spangler	3	2. Miranda Stoddard	5
3. Tatum Spangler	3	3. 4 tied at...	2	3. Tatum Spangler	4
4. 3 tied at.....	2			4. 3 tied at.....	3
Wild pitches		Balks		Hit batters	
1. Sloan Gayan	2			1. Grace Baalman	5
Grace Baalman	2			2. Meghan Schorman	4
Tatum Spangler	2			3. Larissa Spellman	2
Autumn Humes	2			Tatum Spangler	2
5. Miranda Stoddard	1			5. 2 tied at...	1
Intentional BB allowed		Runners picked off		Batters SO out looking	
				1. Autumn Humes	8
				Meghan Schorman	8
				3. Grace Baalman	7
				4. Tatum Spangler	5
				5. Miranda Stoddard	3
Sac bunts allowed		Sac flies allowed		Hits allowed	
1. Grace Baalman	5	1. Grace Baalman	3	1. Grace Baalman	26
2. Autumn Humes	3	2. Tatum Spangler	1	2. Autumn Humes	39
3. Tatum Spangler	1	Autumn Humes	1	3. Meghan Schorman	42
Larissa Spellman	1	Larissa Spellman	1		
Runs allowed		Earned runs allowed		Walks allowed	
1. Meghan Schorman	12	1. Meghan Schorman	8	1. Meghan Schorman	8
2. Grace Baalman	23	2. Grace Baalman	15	2. Autumn Humes	11
3. Autumn Humes	24	3. Autumn Humes	17	3. Grace Baalman	23
Doubles allowed		Triples allowed		Home runs allowed	
1. Grace Baalman	5	1. Grace Baalman	0	1. Meghan Schorman	2
Meghan Schorman	5	2. Meghan Schorman	1	2. Grace Baalman	5
3. Autumn Humes	11	Autumn Humes	1	3. Autumn Humes	6



2020 Kentucky Softball
Pitching Per-Game leaders for Kentucky (as of Mar 12, 2020)
(All games)



Hitting minimums - 1 Games 0.8 AB/Game
Pitching minimums - 1 Games 1.0 IP/Game

Innings per game		Strikeouts/game		Walks allowed/game	
1. Autumn Humes	4.67	1. Meghan Schorman	7.33	1. Meghan Schorman	1.30
2. Meghan Schorman	4.30	2. Grace Baalman	7.31	2. Autumn Humes	2.06
3. Grace Baalman	3.71	3. Autumn Humes	3.94	3. Grace Baalman	5.43

Doubles allowed/game		Triples allowed/game		Homers allowed/game	
1. Meghan Schorman	0.81	1. Grace Baalman	0.00	1. Meghan Schorman	0.33
2. Grace Baalman	1.18	2. Meghan Schorman	0.16	2. Autumn Humes	1.12
3. Autumn Humes	2.06	3. Autumn Humes	0.19	3. Grace Baalman	1.18

Fly outs/game		Ground outs/game		Batters faced/game	
1. Meghan Schorman	8.47	1. Autumn Humes	10.88	1. Grace Baalman	33.98
2. Grace Baalman	6.37	2. Grace Baalman	6.13	2. Autumn Humes	31.31
3. Autumn Humes	5.44	3. Meghan Schorman	4.23	3. Meghan Schorman	29.30

Hits allowed/game		Runs allowed/game		Earned runs/game	
1. Grace Baalman	6.13	1. Meghan Schorman	1.95	1. Meghan Schorman	1.30
2. Meghan Schorman	6.84	2. Autumn Humes	4.50	2. Autumn Humes	3.19
3. Autumn Humes	7.31	3. Grace Baalman	5.43	3. Grace Baalman	3.54



2020 Kentucky Softball
 Fielding Leaders for Kentucky (as of Mar 12, 2020)
 (All games)



Hitting minimums - 1 Games
 Pitching minimums - 1 Games 1.0 IP/Game

Fielding pct		Chances		Putouts	
1. Tatum Spangler	1.000	1. Mallory Peyton	155	1. Mallory Peyton	144
Autumn Humes	1.000	2. Kayla Kowalik	108	2. Kayla Kowalik	103
Jaci Babbs	1.000	3. Alex Martens	79	3. Bailey Vick	45
Larissa Spellman	1.000	4. Lauren Johnson	73	4. Alex Martens	37
Grace Baalman	1.000	5. Emmy Blane	52	5. Cassie Lindmark	30
Assists		Errors		Fielding double plays	
1. Alex Martens	40	1. Lauren Johnson	7	1. Mallory Peyton	8
2. Lauren Johnson	38	2. Miranda Stoddard	4	2. Lauren Johnson	4
3. Emmy Blane	26	Rylea Smith	4	Alex Martens	4
4. Miranda Stoddard	14	4. Gabi Deters	3	4. Miranda Stoddard	2
5. Gabi Deters	11	Mallory Peyton	3	5. 2 tied at.	1
Stolen bases against		Caught stealing by		Steal attempts against	
1. Kayla Kowalik	4	1. Cassie Lindmark	1	1. Grace Baalman	5
Grace Baalman	4	Gabi Deters	1	2. Kayla Kowalik	4
3. Gabi Deters	3	Grace Baalman	1	Gabi Deters	4
4. Cassie Lindmark	2	Autumn Humes	1	4. Cassie Lindmark	3
Tatum Spangler	2			5. 2 tied at.....	2
Passed balls		Catchers interference			
1. Gabi Deters	1				



2020 Kentucky Softball
 Game Results for Kentucky (as of Mar 12, 2020)
 (All games)



Date	Opponent	Score	Inns	Overall	SEC	Pitcher of record	Attend	Time
! Feb 07, 2020	vs Liberty	w 6-2	7	1-0-0	0-0-0	Schorman, M (W 1-0)	200	2:16
Feb 07, 2020	vs Texas State	w 2-1	7	2-0-0	0-0-0	Baalman, G (W 1-0)	321	2:15
Feb 08, 2020	vs NC State	w 6-2	(8)	3-0-0	0-0-0	Humes, A (W 1-0)	311	1:54
Feb 09, 2020	vs #8 Minnesota	w 7-0	7	4-0-0	0-0-0	Schorman, M (W 2-0)	0	2:07
! Feb 14, 2020	vs Boise State	w 16-14	7	5-0-0	0-0-0	Baalman, G (W 2-0)	421	3:03
Feb 14, 2020	at #22 Arizona State	L 2-3	7	5-1-0	0-0-0	Schorman, M (L 2-1)	732	2:10
\$ Feb 15, 2020	vs Illinois State	w 7-1	7	6-1-0	0-0-0	Humes, A (W 2-0)	322	1:52
Feb 15, 2020	at #22 Arizona State	L 5-7	(11)	6-2-0	0-0-0	Baalman, G (L 2-1)	739	2:55
\$ Feb 16, 2020	vs Detroit Mercy	w 15-3	5	7-2-0	0-0-0	Gayan, S (W 1-0)	298	1:22
Feb 19, 2020	at Middle Tennessee	w 9-0	6	8-2-0	0-0-0	Schorman, M (W 3-1)	270	2:02
Feb 21, 2020	vs Georgia Tech	w 10-9	(8)	9-2-0	0-0-0	Baalman, G (W 3-1)	213	3:02
Feb 21, 2020	at Samford	w 7-4	7	10-2-0	0-0-0	Schorman, M (W 4-1)	213	2:17
Feb 22, 2020	vs DePaul	w 10-1	5	11-2-0	0-0-0	Spellman, L (W 1-0)	228	1:37
Feb 22, 2020	vs Georgia Tech	L 1-7	7	11-3-0	0-0-0	Spangler, T (L 0-1)	123	1:56
Feb 23, 2020	vs DePaul	w 9-0	6	12-3-0	0-0-0	Schorman, M (W 5-1)	113	1:36
Feb 28, 2020	vs Loyola-Chicago	w 10-2	6	13-3-0	0-0-0	Schorman, M (W 6-1)	193	1:52
Feb 28, 2020	vs Florida Intl	w 17-1	7	14-3-0	0-0-0	Stoddard, M (W 1-0)	321	1:52
Feb 29, 2020	vs Western Michigan	w 13-0	5	15-3-0	0-0-0	Humes, A (W 3-0)	214	1:24
Feb 29, 2020	vs Detroit Mercy	w 22-0	5	16-3-0	0-0-0	Spellman, L (W 2-0)	211	1:32
Mar 01, 2020	vs Dartmouth	w 4-0	7	17-3-0	0-0-0	Schorman, M (W 7-1)	102	1:39
* Mar 06, 2020	TEXAS A&M	w 11-9	7	18-3-0	1-0-0	Humes, A (W 4-0)	942	2:48
* Mar 08, 2020	TEXAS A&M	L 3-6	7	18-4-0	1-1-0	Baalman, G (L 3-2)	818	2:23
* Mar 09, 2020	TEXAS A&M	w 9-8	7	19-4-0	2-1-0	Humes, A (W 5-0)	638	2:48
Mar 11, 2020	MARSHALL	w 16-15	7	20-4-0	2-1-0	Stoddard, M (W 2-0)	635	3:16

() extra inning game

2020 Kentucky Softball
 Team Game-by-Game for Kentucky (as of Mar 12, 2020)
 Batting (All games)

Date	Opponent	ab	r	h	rbi	2b	3b	hr	tb	bb	ibb	sb	cs	hbp	sac	sf	gdp	k	po	a	e	lob	avg
Feb 07	vs Liberty	28	6	11	6	3	0	2	20	2	0	0	1	0	2	0	0	3	21	7	2	5	.393
Feb 07	vs Texas State	25	2	8	2	0	0	0	8	3	0	2	0	0	1	0	0	4	21	6	1	8	.358
Feb 08	vs NC State	24	6	5	6	1	1	1	11	5	2	0	0	1	3	0	0	2	24	12	1	6	.312
Feb 09	vs Minnesota	28	7	8	6	0	1	2	16	1	0	3	1	1	0	0	0	10	21	6	0	2	.305
Feb 14	vs Boise State	34	16	17	16	8	0	2	31	7	0	3	0	2	0	0	0	5	21	6	2	9	.353
Feb 14	at Arizona State	25	2	6	2	0	1	1	11	5	0	1	1	0	1	0	0	9	18	3	2	8	.335
Feb 15	vs Illinois State	28	7	9	7	2	0	2	17	3	0	2	0	2	1	0	0	8	21	7	1	6	.333
Feb 15	at Arizona State	34	5	6	3	0	0	0	6	5	0	0	0	0	3	2	0	12	31	12	2	10	.310
Feb 16	vs Detroit Mercy	25	15	17	15	5	0	2	28	4	0	4	0	1	0	1	0	2	15	3	0	4	.347
Feb 19	at Middle Tennessee	27	9	9	9	1	0	1	13	6	0	1	0	1	0	0	0	4	18	6	0	7	.345
Feb 21	vs Georgia Tech	33	10	13	10	3	0	1	19	4	0	5	0	3	2	2	0	7	24	9	1	12	.350
Feb 21	at Samford	32	7	13	7	0	0	1	16	1	0	2	1	1	1	0	1	4	21	2	2	7	.356
Feb 22	vs DePaul	26	10	12	10	3	0	2	21	4	0	2	0	2	0	1	0	1	15	3	0	8	.363
Feb 22	vs Georgia Tech	23	1	4	1	1	0	1	8	3	0	0	0	1	2	0	1	3	18	7	1	7	.352
Feb 23	vs DePaul	29	9	10	7	2	0	0	12	3	0	1	0	1	0	1	0	1	18	3	0	7	.352
Feb 28	vs Loyola-Chicago	25	10	9	9	2	1	1	16	6	0	3	1	0	0	0	0	0	18	4	0	5	.352
Feb 28	vs Florida Intl	40	17	19	17	4	2	3	36	4	0	1	0	1	0	0	0	3	21	13	2	7	.362
Feb 29	vs Western Michigan	28	13	13	11	2	2	2	25	6	0	0	1	0	0	0	0	4	15	8	0	6	.368
Feb 29	vs Detroit Mercy	31	22	18	18	5	2	0	27	5	0	2	0	1	0	1	0	3	15	5	0	4	.380
Mar 01	vs Dartmouth	26	4	4	4	0	0	3	13	1	0	0	0	0	0	0	0	8	21	2	4	2	.370
*Mar 06	TEXAS A&M	28	11	10	11	0	0	2	16	5	0	1	1	2	1	1	0	4	21	12	4	8	.369
*Mar 08	TEXAS A&M	26	3	5	3	0	1	1	10	4	0	1	0	0	0	0	0	2	21	8	1	6	.362
*Mar 09	TEXAS A&M	24	9	7	9	0	1	2	15	5	0	0	0	3	1	0	0	5	21	13	2	6	.359
Mar 11	MARSHALL	33	16	15	15	3	2	1	25	9	0	2	0	2	0	0	0	1	21	7	3	11	.364
Totals		682	217	248	204	45	14	33	420	101	2	36	7	25	18	9	2	105	481	164	31	161	.364

2020 Kentucky Softball
 Team Game-by-Game for Kentucky (as of Mar 12, 2020)
 Pitching (All games)

Date	Opponent	ip	h	r	er	bb	so	2b	3b	hr	wp	bk	hbp	dp	ibb	score	w-l	sv	era
Feb 07	vs Liberty	7.0	7	2	2	2	7	1	0	0	0	0	1	1	0	6-2	1-0	0	2.00
Feb 07	vs Texas State	7.0	2	1	0	5	8	0	0	0	0	0	0	0	0	2-1	2-0	0	1.00
Feb 08	vs NC State	8.0	8	2	1	0	4	0	1	0	1	0	0	1	0	6-2	3-0	0	0.95
Feb 09	vs Minnesota	7.0	4	0	0	3	7	1	1	0	0	0	3	2	0	7-0	4-0	0	0.72
Feb 14	vs Boise State	7.0	14	14	12	4	6	5	0	3	0	0	0	0	0	16-14	5-0	0	2.92
Feb 14	at Arizona State	6.0	7	3	2	0	7	3	0	0	1	0	0	0	0	2-3	5-1	0	2.83
Feb 15	vs Illinois State	7.0	7	1	1	0	4	2	0	1	0	0	0	0	0	7-1	6-1	0	2.57
Feb 15	at Arizona State	10.1	5	7	3	5	11	0	0	2	0	0	1	0	0	5-7	6-2	0	2.48
Feb 16	vs Detroit Mercy	5.0	3	3	3	3	5	0	0	1	2	0	2	1	0	15-3	7-2	0	2.61
Feb 19	at Middle Tennessee	6.0	5	0	0	1	6	0	0	0	0	0	0	0	0	9-0	8-2	0	2.39
Feb 21	vs Georgia Tech	8.0	11	9	8	8	9	4	0	2	0	0	1	0	0	10-9	9-2	0	2.86
Feb 21	at Samford	7.0	9	4	2	3	9	0	0	1	2	0	1	0	0	7-4	10-2	1	2.79
Feb 22	vs DePaul	5.0	2	1	1	2	2	1	0	0	0	0	2	0	0	10-1	11-2	1	2.71
Feb 22	vs Georgia Tech	6.0	6	7	6	3	6	1	0	2	1	0	0	0	0	1-7	11-3	1	2.98
Feb 23	vs DePaul	6.0	3	0	0	0	5	0	0	0	0	0	0	0	0	9-0	12-3	1	2.80
Feb 28	vs Loyola-Chicago	6.0	4	2	2	0	9	0	0	1	0	0	1	0	0	10-2	13-3	1	2.78
Feb 28	vs Florida Intl	7.0	2	1	1	0	1	0	0	1	0	0	0	1	0	17-1	14-3	1	2.67
Feb 29	vs Western Michigan	5.0	3	0	0	0	2	1	0	0	0	0	1	1	0	13-0	15-3	1	2.56
Feb 29	vs Detroit Mercy	5.0	3	0	0	3	3	1	0	0	0	0	0	0	0	22-0	16-3	1	2.46
Mar 01	vs Dartmouth	7.0	5	0	0	1	7	1	0	0	0	0	0	0	0	4-0	17-3	1	2.33
*Mar 06	TEXAS A&M	7.0	11	9	6	6	5	0	0	2	0	0	0	0	0	11-9	18-3	1	2.51
*Mar 08	TEXAS A&M	7.0	9	6	6	5	5	2	0	3	0	0	1	1	0	3-6	18-4	1	2.68
*Mar 09	TEXAS A&M	7.0	8	8	3	5	3	3	0	2	1	0	0	0	0	9-8	19-4	2	2.69
Mar 11	MARSHALL	7.0	12	15	9	7	6	1	0	5	1	0	1	0	0	16-15	20-4	2	2.97
Totals		160.1	150	95	68	66	137	27	2	26	9	0	15	8	0	217-95	20-4	2	2.97

2020 Kentucky Softball
Individual Game-by-Game for Kentucky (as of Mar 12, 2020)

#4 Renee Abernathy - 22 games (All games)

Date	Opponent	Pos	AB	R	H	RBI	2B	3B	HR	BB	SB	CS	HBP	SAC	SF	GDP	K	PO	A	E	Avg
Feb 07	vs Liberty	ph/dh	2	0	0	0	0	0	0	0	0	0	0	0	0	0	0	0	0	0	.000
Feb 07	vs Texas State	ph	1	0	0	0	0	0	0	0	0	0	0	0	0	0	0	0	0	0	.000
Feb 08	vs NC State	pr/of	1	1	0	0	0	0	0	1	0	0	0	0	0	0	0	0	0	0	.000
Feb 09	vs Minnesota	ph	1	0	1	0	0	0	0	0	0	0	0	0	0	0	0	0	0	0	.200
Feb 14	vs Boise State	ph/of	1	1	1	3	0	0	1	1	0	0	0	0	0	0	2	0	1	0	.333
Feb 14	at Arizona State	ph/of	1	0	0	0	0	0	0	0	0	0	0	0	0	0	1	0	0	0	.286
Feb 15	vs Illinois State	*dh	3	1	2	1	0	0	0	1	0	0	0	0	0	0	1	0	0	0	.400
Feb 15	at Arizona State	*p/dh	3	0	0	0	0	0	0	0	0	0	0	0	0	0	1	0	0	0	.308
Feb 16	vs Detroit Mercy	ph/of	1	0	1	0	1	0	0	0	0	0	1	0	0	0	0	0	0	0	.357
Feb 19	at Middle Tennessee	ph/dh	0	1	0	0	0	0	0	2	0	0	0	0	0	0	0	0	0	0	.357
Feb 21	vs Georgia Tech	ph/of	2	0	0	0	0	0	0	0	0	0	0	0	0	0	1	0	0	0	.312
Feb 21	at Samford	ph	1	0	0	0	0	0	0	0	0	0	0	0	0	0	0	0	0	0	.294
Feb 22	vs DePaul	*dh/of	3	0	2	2	0	0	0	0	0	0	0	0	0	0	0	0	0	0	.350
Feb 22	vs Georgia Tech	*dh	1	0	0	0	0	0	0	0	0	0	0	0	0	0	1	0	0	0	.333
Feb 23	vs DePaul	c/dh	2	0	0	1	0	0	0	0	0	0	0	0	0	0	0	0	0	0	.304
Feb 28	vs Loyola-Chicago	*dh	2	0	0	0	0	0	0	0	0	0	0	0	0	0	0	0	0	0	.280
Feb 28	vs Florida Intl	pr	0	1	0	0	0	0	0	0	0	0	0	0	0	0	0	0	0	0	.280
Feb 29	vs Western Michigan	ph/of	2	0	0	0	0	0	0	0	0	0	0	0	0	0	0	0	0	0	.259
Feb 29	vs Detroit Mercy	ph/of	2	0	0	1	0	0	0	0	0	0	0	0	0	0	1	1	0	0	.241
Mar 06	TEXAS A&M	of	2	0	0	0	0	0	0	0	0	0	0	0	0	0	0	0	0	0	.226
Mar 09	TEXAS A&M	pr	0	0	0	0	0	0	0	0	0	0	0	0	0	0	0	0	0	0	.226
Mar 11	MARSHALL	*of	3	2	1	1	1	0	0	1	0	0	0	0	0	0	0	2	0	0	.235
Totals		6gs	34	7	8	9	2	0	1	6	0	0	1	0	0	0	6	5	0	1	.235

On base pct. .366 • Slugging pct. .382

#4 Renee Abernathy - 1 appearance (All games)

Date	Opponent	GS	IP	H	R	ER	BB	SO	2B	3B	HR	WP	BK	HBP	IBB	Score	W-L	Sv	ERA	NP
Feb 15	at Arizona State	*	0.0	0	0	0	0	0	0	0	0	0	0	0	0	5-7	0-0	0	0.00	-
Totals		1	0.0	0	0	0	0	0	0	0	0	0	0	0	0	5-7	0-0	0	0.00	-

#3 Grace Baalman - 9 games (All games)

Date	Opponent	Pos	AB	R	H	RBI	2B	3B	HR	BB	SB	CS	HBP	SAC	SF	GDP	K	PO	A	E	Avg
Feb 07	vs Liberty	ph	1	0	1	1	1	0	0	0	0	0	0	0	0	0	0	0	0	0	1.000
Feb 07	vs Texas State	*p	1	0	0	0	0	0	0	1	0	0	0	1	0	0	0	0	0	0	.500
Feb 09	vs Minnesota	*dh/p	3	0	1	0	0	0	0	0	0	0	0	0	0	0	1	0	0	0	.400
Feb 14	vs Boise State	*dh/p	2	0	0	0	0	0	0	0	0	0	0	0	0	0	2	0	0	0	.286
Feb 14	at Arizona State	ph	1	1	1	1	0	0	1	0	0	0	0	0	0	0	0	0	0	0	.375
Feb 15	at Arizona State	*dh/p	4	0	0	0	0	0	0	1	0	0	0	0	0	0	1	0	1	0	.250
Feb 21	vs Georgia Tech	p	1	0	0	1	0	0	0	0	0	0	0	0	1	0	0	1	0	0	.231
Mar 06	TEXAS A&M	ph/dh	3	0	0	0	0	0	0	0	0	0	0	0	0	0	1	0	0	0	.188
Mar 08	TEXAS A&M	*p	0	0	0	0	0	0	0	0	0	0	0	0	0	0	0	0	1	0	.188
Totals		5gs	16	1	3	3	1	0	1	2	0	0	0	1	1	0	5	1	2	0	.188

On base pct. .263 • Slugging pct. .438

#3 Grace Baalman - 8 appearances (All games)

Date	Opponent	GS	IP	H	R	ER	BB	SO	2B	3B	HR	WP	BK	HBP	IBB	Score	W-L	Sv	ERA	NP
Feb 07	vs Texas State	*	7.0	2	1	0	5	8	0	0	0	0	0	0	0	2-1	1-0	0	0.00	111
Feb 09	vs Minnesota		2.2	0	0	0	2	3	0	0	0	0	0	2	0	7-0	1-0	0	0.00	40
Feb 14	vs Boise State		1.2	3	4	4	2	2	2	0	1	0	0	0	0	16-14	2-0	0	2.47	46
Feb 15	at Arizona State		10.1	5	7	3	5	11	0	0	2	0	0	1	0	5-7	2-1	0	2.26	157
Feb 21	vs Georgia Tech		3.0	4	1	1	2	3	0	0	1	0	0	0	0	10-9	3-1	0	2.27	61
Feb 21	at Samford		1.1	3	2	0	0	1	0	0	0	1	0	0	0	7-4	3-1	0	2.15	36
Mar 08	TEXAS A&M	*	2.2	6	3	3	4	2	2	0	0	0	0	1	0	3-6	3-2	0	2.69	67
Mar 11	MARSHALL		1.0	3	5	4	3	1	1	0	1	1	0	1	0	16-15	3-2	0	3.54	47
Totals		2	29.2	26	23	15	23	31	5	0	5	2	0	5	0	66-56	3-2	0	3.54	-

2020 Kentucky Softball
Individual Game-by-Game for Kentucky (as of Mar 12, 2020)

#14 Jaci Babbs - 19 games (All games)

Date	Opponent	Pos	AB	R	H	RBI	2B	3B	HR	BB	SB	CS	HBP	SAC	SF	GDP	K	PO	A	E	Avg
Feb 07	vs Liberty	pr	0	0	0	0	0	0	0	0	0	0	0	0	0	0	0	0	0	0	.000
Feb 07	vs Texas State	pr	0	0	0	0	0	0	0	0	0	0	0	0	0	0	0	0	0	0	.000
Feb 09	vs Minnesota	pr	0	0	0	0	0	0	0	0	0	1	0	0	0	0	0	0	0	0	.000
Feb 14	vs Boise State	of	2	1	0	0	0	0	0	1	1	0	0	0	0	0	0	0	0	0	.000
Feb 15	vs Illinois State	pr	0	1	0	0	0	0	0	0	1	0	0	0	0	0	0	0	0	0	.000
Feb 15	at Arizona State	pr	0	0	0	0	0	0	0	0	0	0	0	0	0	0	0	0	0	0	.000
Feb 16	vs Detroit Mercy	*of	3	2	2	2	1	0	0	0	1	0	0	0	0	0	1	2	0	0	.400
Feb 19	at Middle Tennessee	*of/dh	2	1	1	1	0	0	0	1	0	0	0	0	0	0	0	0	0	0	.429
Feb 21	vs Georgia Tech	*of	2	1	1	0	0	0	0	0	0	0	0	0	0	0	1	1	0	0	.444
Feb 21	at Samford	*dh	2	0	0	0	0	0	0	0	0	0	0	0	0	0	2	0	0	0	.364
Feb 23	vs DePaul	*of	2	2	0	0	0	0	0	1	0	0	0	0	0	0	0	2	0	0	.308
Feb 28	vs Florida Intl	*of	5	2	3	0	0	0	0	0	0	0	0	0	0	0	1	0	0	0	.389
Feb 29	vs Western Michigan	*of	1	1	0	0	0	0	0	0	0	0	0	0	0	0	0	1	0	0	.368
Feb 29	vs Detroit Mercy	of	1	1	0	0	0	0	0	0	0	0	0	0	0	0	0	0	0	0	.350
Mar 01	vs Dartmouth	of	1	0	0	0	0	0	0	0	0	0	0	0	0	0	0	0	0	0	.333
Mar 06	TEXAS A&M	ph/of	1	0	0	0	0	0	0	0	0	0	0	0	0	0	1	0	0	0	.318
Mar 08	TEXAS A&M	pr/of	0	1	0	0	0	0	0	0	1	0	0	0	0	0	0	0	0	0	.318
Mar 09	TEXAS A&M	*of/pr	0	1	0	0	0	0	0	0	0	0	0	0	0	0	0	0	0	0	.318
Mar 11	MARSHALL	of	1	1	1	0	0	0	0	0	0	0	0	0	0	0	0	0	0	0	.348
Totals		8gs	23	15	8	3	1	0	0	3	4	1	0	0	0	0	6	6	0	0	.348

On base pct. .423 • Slugging pct. .391

#25 Emmy Blane - 23 games (All games)

Date	Opponent	Pos	AB	R	H	RBI	2B	3B	HR	BB	SB	CS	HBP	SAC	SF	GDP	K	PO	A	E	Avg
Feb 07	vs Liberty	*3b	1	0	0	0	0	0	0	0	0	0	0	0	0	0	0	0	0	0	.000
Feb 07	vs Texas State	3b	0	0	0	0	0	0	0	0	0	0	0	0	0	0	0	0	3	0	.000
Feb 08	vs NC State	*3b	0	0	0	0	0	0	0	0	0	0	0	0	0	0	0	1	1	0	.000
Feb 09	vs Minnesota	*3b	2	0	0	0	0	0	0	0	0	0	0	0	0	0	2	3	1	0	.000
Feb 14	vs Boise State	*3b	0	0	0	0	0	0	0	0	0	0	0	0	0	0	0	0	1	0	.000
Feb 14	at Arizona State	3b	0	0	0	0	0	0	0	0	0	0	0	0	0	0	0	1	0	0	.000
Feb 15	vs Illinois State	ss	2	0	0	0	0	0	0	0	0	0	0	0	0	0	1	0	2	0	.000
Feb 15	at Arizona State	*3b	0	0	0	0	0	0	0	0	0	0	0	0	0	0	0	3	0	1	.000
Feb 16	vs Detroit Mercy	*3b/ss	1	1	0	1	0	0	0	1	0	0	0	0	1	0	1	1	0	0	.000
Feb 19	at Middle Tennessee	*3b	1	0	0	0	0	0	0	0	0	0	0	0	0	0	0	3	0	0	.000
Feb 21	vs Georgia Tech	*3b	0	0	0	0	0	0	0	0	0	0	0	0	0	0	0	0	2	0	.000
Feb 21	at Samford	*3b	3	0	0	0	0	0	0	0	0	0	0	0	0	0	0	4	1	0	.000
Feb 22	vs Georgia Tech	*3b	3	0	1	0	0	0	0	0	0	0	0	0	0	0	0	2	2	0	.077
Feb 23	vs DePaul	ph/ss	1	0	0	0	0	0	0	0	0	0	0	0	0	0	0	1	0	0	.071
Feb 28	vs Loyola-Chicago	ph	1	0	1	0	0	0	0	0	0	0	0	0	0	0	0	0	0	0	.133
Feb 28	vs Florida Intl	*3b	1	0	0	0	0	0	0	0	0	0	0	0	0	0	1	0	4	0	.125
Feb 29	vs Western Michigan	*3b/ss	3	0	0	0	0	0	0	0	0	0	0	0	0	0	1	0	2	0	.105
Feb 29	vs Detroit Mercy	*3b	1	1	1	2	0	0	0	1	0	0	0	0	1	0	0	1	0	0	.150
Mar 01	vs Dartmouth	*3b	1	0	0	0	0	0	0	0	0	0	0	0	0	0	1	1	0	1	.143
Mar 06	TEXAS A&M	*3b/dh	1	0	0	0	0	0	0	0	0	0	0	0	0	0	0	1	1	0	.136
Mar 08	TEXAS A&M	*3b/ss	2	0	0	0	0	0	0	0	0	0	0	0	0	0	1	1	1	0	.125
Mar 09	TEXAS A&M	*ss	2	0	0	0	0	0	0	0	0	0	0	0	0	0	0	1	3	0	.115
Mar 11	MARSHALL	*ss	1	0	0	0	0	0	0	0	0	0	0	0	0	0	1	1	1	0	.111
Totals		18gs	27	2	3	3	0	0	0	2	0	0	0	0	2	0	9	24	26	2	.111

On base pct. .161 • Slugging pct. .111

#24 Emma Boitnott - 3 games (All games)

Date	Opponent	Pos	AB	R	H	RBI	2B	3B	HR	BB	SB	CS	HBP	SAC	SF	GDP	K	PO	A	E	Avg
Feb 16	vs Detroit Mercy	ph	0	0	0	0	0	0	0	1	0	0	0	0	0	0	0	0	0	0	.000
Feb 28	vs Florida Intl	ph	0	0	0	0	0	0	0	0	0	0	1	0	0	0	0	0	0	0	.000
Feb 29	vs Detroit Mercy	ph	1	0	0	0	0	0	0	0	0	0	0	0	0	0	0	0	0	0	.000
Totals		0gs	1	0	0	0	0	0	0	1	0	0	1	0	0	0	0	0	0	0	.000

On base pct. .667 • Slugging pct. .000

2020 Kentucky Softball
Individual Game-by-Game for Kentucky (as of Mar 12, 2020)

#44 Gabi Deters - 21 games (All games)

Date	Opponent	Pos	AB	R	H	RBI	2B	3B	HR	BB	SB	CS	HBP	SAC	SF	GDP	K	PO	A	E	Avg
Feb 07	vs Texas State	*dh/c	3	0	0	0	0	0	0	0	0	0	0	0	0	0	0	8	2	0	.000
Feb 08	vs NC State	ph	1	0	0	0	0	0	0	0	0	0	0	0	0	0	1	0	0	0	.000
Feb 14	vs Boise State	*c	0	0	0	0	0	0	0	1	0	0	0	0	0	0	0	2	0	1	.000
Feb 14	at Arizona State	*3b/c	1	0	0	0	0	0	0	1	0	0	0	0	0	0	1	3	1	0	.000
Feb 15	vs Illinois State	3b	0	0	0	0	0	0	0	0	0	0	0	0	0	0	0	0	0	0	.000
Feb 15	at Arizona State	ph	2	0	0	0	0	0	0	0	0	0	0	0	0	0	2	0	0	0	.000
Feb 16	vs Detroit Mercy	ph/c	1	0	1	1	0	0	0	0	0	0	0	0	0	0	0	2	0	0	.125
Feb 19	at Middle Tennessee	ph	1	0	0	0	0	0	0	0	0	0	0	0	0	0	1	0	0	0	.111
Feb 21	vs Georgia Tech	pr	1	0	0	0	0	0	0	0	1	0	0	0	0	0	1	0	0	0	.100
Feb 21	at Samford	ph	1	0	0	0	0	0	0	0	0	0	0	0	0	0	0	0	0	0	.091
Feb 22	vs DePaul	ph/dh	1	1	1	1	0	0	1	0	0	0	0	0	0	0	0	0	0	0	.167
Feb 22	vs Georgia Tech	c	0	0	0	0	0	0	0	1	0	0	0	0	0	0	0	3	0	0	.167
Feb 23	vs DePaul	*3b/dh	2	0	1	0	0	0	0	0	0	0	0	0	0	0	1	0	0	0	.214
Feb 28	vs Loyola-Chicago	3b	0	0	0	0	0	0	0	1	0	0	0	0	0	0	0	0	0	0	.214
Feb 28	vs Florida Intl	*dh	3	2	2	0	2	0	0	1	0	0	0	0	0	0	0	0	0	0	.294
Feb 29	vs Western Michigan	ph/c	1	0	0	0	0	0	0	1	0	0	0	0	0	0	0	1	1	0	.278
Feb 29	vs Detroit Mercy	c	0	1	0	0	0	0	0	1	0	0	1	0	0	0	0	3	0	0	.278
Mar 01	vs Dartmouth	*dh	2	0	0	0	0	0	0	0	0	0	0	0	0	0	1	0	0	0	.250
Mar 08	TEXAS A&M	*dh/3b	2	1	1	2	0	0	1	1	0	0	0	0	0	0	0	0	1	0	.273
Mar 09	TEXAS A&M	*3b	2	0	1	0	0	1	0	1	0	0	0	0	0	0	0	0	4	1	.292
Mar 11	MARSHALL	*3b/dh	3	0	0	0	0	0	0	0	0	0	1	0	0	0	0	1	2	1	.259
Totals		9gs	27	5	7	4	2	1	2	9	1	0	2	0	0	0	8	23	11	3	.259

On base pct. .474 • Slugging pct. .630

#17 Sloan Gayan - 2 games (All games)

Date	Opponent	Pos	AB	R	H	RBI	2B	3B	HR	BB	SB	CS	HBP	SAC	SF	GDP	K	PO	A	E	Avg
Feb 16	vs Detroit Mercy	*p/dh	0	0	0	0	0	0	0	0	0	0	0	0	0	0	0	0	0	0	.000
Feb 22	vs Georgia Tech	p	1	0	0	0	0	0	0	0	0	0	0	0	0	0	0	0	1	0	.000
Totals		1gs	1	0	0	0	0	0	0	0	0	0	0	0	0	0	0	0	1	0	.000

On base pct. .000 • Slugging pct. .000

#17 Sloan Gayan - 4 appearances (All games)

Date	Opponent	GS	IP	H	R	ER	BB	SO	2B	3B	HR	WP	BK	HBP	IBB	Score	W-L	Sv	ERA	NP
Feb 16	vs Detroit Mercy	*	3.0	3	3	3	1	3	0	0	1	2	0	1	0	15-3	1-0	0	7.00	46
Feb 22	vs Georgia Tech		4.0	3	3	3	2	3	0	0	2	0	0	0	0	1-7	1-0	0	6.00	60
Feb 29	vs Detroit Mercy		2.0	1	0	0	1	3	0	0	0	0	0	0	0	22-0	1-0	0	4.67	37
Mar 11	MARSHALL		1.1	1	0	0	0	1	0	0	0	0	0	0	0	16-15	1-0	0	4.06	26
Totals		1	10.1	8	6	6	4	10	0	0	3	2	0	1	0	54-25	1-0	0	4.06	-

#7 Autumn Humes - 15 games (All games)

Date	Opponent	Pos	AB	R	H	RBI	2B	3B	HR	BB	SB	CS	HBP	SAC	SF	GDP	K	PO	A	E	Avg
Feb 07	vs Liberty	p	0	0	0	0	0	0	0	0	0	0	0	0	0	0	0	0	1	0	.000
Feb 07	vs Texas State	ph	1	0	0	0	0	0	0	0	0	0	0	0	0	0	1	0	0	0	.000
Feb 08	vs NC State	*p	3	1	1	4	0	0	1	1	0	0	0	0	0	0	0	0	0	0	.250
Feb 14	vs Boise State	p/dh	2	2	1	1	1	0	0	1	0	0	0	0	0	0	0	1	0	0	.333
Feb 14	at Arizona State	*dh	3	0	1	0	0	0	0	0	0	0	0	0	0	0	2	0	0	0	.333
Feb 15	vs Illinois State	*p	3	0	1	1	1	0	0	1	0	0	0	0	0	0	0	0	0	0	.333
Feb 21	vs Georgia Tech	*p/dh	2	0	0	0	0	0	0	1	0	0	0	0	0	0	1	0	0	0	.286
Feb 22	vs Georgia Tech	dh	2	0	0	0	0	0	0	0	0	0	0	0	0	0	1	0	0	0	.250
Feb 28	vs Loyola-Chicago	ph	1	0	0	0	0	0	0	0	0	0	0	0	0	0	0	0	0	0	.235
Feb 29	vs Western Michigan	*p	1	1	1	2	0	0	1	0	0	0	0	0	0	0	0	2	0	0	.278
Mar 01	vs Dartmouth	ph/dh	2	1	1	1	0	0	1	0	0	0	0	0	0	0	0	0	0	0	.300
Mar 06	TEXAS A&M	*dh/p	3	0	1	2	0	0	0	0	0	0	0	0	0	0	0	0	2	0	.304
Mar 08	TEXAS A&M	ph	1	0	0	0	0	0	0	0	0	0	0	0	0	0	0	0	0	0	.292
Mar 09	TEXAS A&M	*p	3	1	2	4	0	0	1	0	0	0	0	0	0	0	1	0	2	0	.333
Mar 11	MARSHALL	*dh	3	0	0	0	0	0	0	0	0	0	0	0	0	0	0	0	0	0	.300
Totals		8gs	30	6	9	15	2	0	4	4	0	0	0	0	0	0	6	1	7	0	.300

On base pct. .382 • Slugging pct. .767

2020 Kentucky Softball
Individual Game-by-Game for Kentucky (as of Mar 12, 2020)

#7 Autumn Humes - 8 appearances (All games)

Date	Opponent	GS	IP	H	R	ER	BB	SO	2B	3B	HR	WP	BK	HBP	IBB	Score	W-L	Sv	ERA	NP
Feb 07	vs Liberty		1.0	3	2	2	0	1	1	0	0	0	0	0	0	6-2	0-0	0	14.00	26
Feb 08	vs NC State	*	8.0	8	2	1	0	4	0	1	0	1	0	0	0	6-2	1-0	0	2.33	95
Feb 14	vs Boise State		3.1	6	6	5	1	2	2	0	1	0	0	0	0	16-14	1-0	0	4.54	55
Feb 15	vs Illinois State	*	7.0	7	1	1	0	4	2	0	1	0	0	0	0	7-1	2-0	0	3.26	88
Feb 21	vs Georgia Tech	*	2.2	3	4	4	2	3	3	0	0	0	0	0	0	10-9	2-0	0	4.14	60
Feb 29	vs Western Michigan	*	5.0	3	0	0	0	2	1	0	0	0	0	1	0	13-0	3-0	0	3.37	69
Mar 06	TEXAS A&M		4.2	5	3	3	4	3	0	0	2	0	0	0	0	11-9	4-0	0	3.54	83
Mar 09	TEXAS A&M	*	5.2	4	6	1	4	2	2	0	2	1	0	0	0	9-8	5-0	0	3.19	108
Totals		5	37.1	39	24	17	11	21	11	1	6	2	0	1	0	78-45	5-0	0	3.19	-

#9 Lauren Johnson - 24 games (All games)

Date	Opponent	Pos	AB	R	H	RBI	2B	3B	HR	BB	SB	CS	HBP	SAC	SF	GDP	K	PO	A	E	Avg
Feb 07	vs Liberty	*ss	4	0	2	1	0	0	0	0	0	0	0	0	0	0	1	3	2	1	.500
Feb 07	vs Texas State	*ss	3	1	1	0	0	0	0	0	1	0	0	0	0	0	4	1	0	0	.429
Feb 08	vs NC State	*ss	3	1	0	0	0	0	0	1	0	0	0	0	0	0	1	3	7	0	.300
Feb 09	vs Minnesota	*ss	4	0	0	1	0	0	0	0	0	0	0	0	0	0	1	3	3	0	.214
Feb 14	vs Boise State	*ss	3	2	2	1	1	0	0	1	0	0	1	0	0	0	0	1	1	0	.294
Feb 14	at Arizona State	*ss	3	0	0	0	0	0	0	1	0	0	0	0	0	0	1	0	1	0	.250
Feb 15	vs Illinois State	*ss	2	0	0	0	0	0	0	0	0	0	0	0	0	0	2	0	2	0	.227
Feb 15	at Arizona State	*ss	4	0	1	0	0	0	0	0	0	0	0	0	0	0	0	2	2	0	.231
Feb 16	vs Detroit Mercy	*ss	2	1	1	0	0	0	0	0	0	0	0	0	0	0	0	1	0	0	.250
Feb 19	at Middle Tennessee	*ss/pr	1	1	0	0	0	0	0	1	0	0	1	0	0	0	0	0	3	0	.241
Feb 21	vs Georgia Tech	*ss	3	0	1	0	0	0	0	1	0	0	0	1	0	0	0	0	2	0	.250
Feb 21	at Samford	*ss	4	1	2	4	0	0	1	0	0	0	0	0	0	0	1	1	0	1	.278
Feb 22	vs DePaul	*ss	3	1	1	3	0	0	1	1	0	0	0	0	0	0	1	0	1	0	.282
Feb 22	vs Georgia Tech	*ss	2	0	0	0	0	0	0	1	0	0	0	0	0	0	0	2	2	0	.268
Feb 23	vs DePaul	*ss	2	1	0	0	0	0	0	1	1	0	0	0	0	0	0	0	1	0	.256
Feb 28	vs Loyola-Chicago	*ss	1	0	0	0	0	0	0	2	1	1	0	0	0	0	0	0	1	0	.250
Feb 28	vs Florida Intl	*ss	4	2	3	1	0	0	1	0	0	0	0	0	0	0	0	1	3	2	.292
Feb 29	vs Western Michigan	*ss	1	0	0	0	0	0	0	1	0	1	0	0	0	0	1	0	0	0	.286
Feb 29	vs Detroit Mercy	*ss	4	3	3	4	2	0	0	0	0	0	0	0	0	0	0	2	2	0	.321
Mar 01	vs Dartmouth	*ss	2	0	0	0	0	0	0	1	0	0	0	0	0	0	1	2	2	1	.309
Mar 06	TEXAS A&M	*ss/dh	4	1	2	1	0	0	0	0	0	0	0	0	0	0	0	0	0	1	.322
Mar 08	TEXAS A&M	*ss/dh	3	0	0	0	0	0	0	0	0	0	0	0	0	0	0	2	2	1	.306
Mar 09	TEXAS A&M	ph	1	0	0	0	0	0	0	0	0	0	0	0	0	0	0	0	0	0	.302
Mar 11	MARSHALL	ph/ss	2	1	2	1	0	1	0	1	0	0	1	0	0	0	0	1	0	0	.323
Totals		22gs	65	16	21	17	3	1	3	13	3	2	3	1	0	0	10	28	38	7	.323

On base pct. .457 • Slugging pct. .538

2020 Kentucky Softball
Individual Game-by-Game for Kentucky (as of Mar 12, 2020)

#99 Kayla Kowalik - 24 games (All games)

Date	Opponent	Pos	AB	R	H	RBI	2B	3B	HR	BB	SB	CS	HBP	SAC	SF	GDP	K	PO	A	E	Avg
Feb 07	vs Liberty	*c	3	1	1	1	0	0	0	1	0	0	0	0	0	0	0	7	0	1	.333
Feb 07	vs Texas State	*of	3	0	2	0	0	0	0	1	0	0	0	0	0	0	0	1	0	0	.500
Feb 08	vs NC State	*of/c	4	1	1	0	0	0	0	0	0	0	0	0	0	0	0	4	0	0	.400
Feb 09	vs Minnesota	*c	4	2	1	2	0	1	0	0	1	0	0	0	0	0	2	7	0	0	.357
Feb 14	vs Boise State	*of/c	4	3	3	1	1	0	0	1	1	0	0	0	0	0	0	4	0	0	.444
Feb 14	at Arizona State	*c/of	3	0	1	0	0	1	0	0	0	0	0	1	0	0	1	4	0	0	.429
Feb 15	vs Illinois State	*of	4	1	1	0	0	0	0	0	0	0	0	0	0	0	1	0	0	0	.400
Feb 15	at Arizona State	*c	5	2	0	0	0	0	0	0	0	0	0	0	0	0	3	11	1	0	.333
Feb 16	vs Detroit Mercy	*c	3	2	3	2	1	0	0	0	2	0	0	0	0	0	0	4	0	0	.394
Feb 19	at Middle Tennessee	*c	4	1	2	1	0	0	0	0	0	0	0	0	0	0	0	7	0	0	.405
Feb 21	vs Georgia Tech	*c	2	3	1	0	1	0	0	1	1	0	1	1	0	0	1	9	0	1	.410
Feb 21	at Samford	*of	4	1	4	0	0	0	0	0	1	0	0	0	0	0	0	2	0	0	.465
Feb 22	vs DePaul	*c	4	0	0	0	0	0	0	0	1	0	0	0	0	0	0	2	0	0	.426
Feb 22	vs Georgia Tech	*of	4	0	0	0	0	0	0	0	0	0	0	0	0	0	0	2	0	0	.392
Feb 23	vs DePaul	*c	2	0	0	0	0	0	0	0	0	0	0	0	0	0	0	2	0	0	.377
Feb 28	vs Loyola-Chicago	*c	4	2	2	0	0	1	0	0	0	0	0	0	0	0	0	9	0	0	.386
Feb 28	vs Florida Intl	*c	4	2	2	3	0	1	0	0	0	0	0	0	0	0	0	3	0	0	.393
Feb 29	vs Western Michigan	*c/dh	3	2	2	0	0	1	0	1	0	0	0	0	0	0	0	1	0	0	.406
Feb 29	vs Detroit Mercy	*of/dh	3	3	3	2	1	2	0	2	1	0	0	0	0	0	0	1	1	0	.433
Mar 01	vs Dartmouth	*of/c	3	0	0	0	0	0	0	0	0	0	0	0	0	0	1	8	0	0	.414
Mar 06	TEXAS A&M	*c/of	3	2	0	0	0	0	0	2	1	0	0	0	0	0	1	3	0	0	.397
Mar 08	TEXAS A&M	*c/of	4	0	1	1	0	1	0	0	0	0	0	0	0	0	0	4	0	0	.390
Mar 09	TEXAS A&M	*c	3	1	0	0	0	0	0	0	0	0	1	0	0	0	0	3	0	0	.375
Mar 11	MARSHALL	*of/c	3	2	1	0	0	0	0	2	2	0	0	0	0	0	0	5	1	0	.373
Totals		24gs	83	31	31	13	4	8	0	11	11	0	2	2	0	0	10	103	3	2	.373

On base pct. .458 • Slugging pct. .614

#34 Cassie Lindmark - 17 games (All games)

Date	Opponent	Pos	AB	R	H	RBI	2B	3B	HR	BB	SB	CS	HBP	SAC	SF	GDP	K	PO	A	E	Avg
Feb 07	vs Liberty	*dh/3b	3	0	0	0	0	0	0	0	0	0	0	0	0	0	1	1	0	0	.000
Feb 08	vs NC State	*c	0	0	0	0	0	0	0	1	0	0	0	0	0	0	0	1	0	0	.000
Feb 09	vs Minnesota	ph	1	0	0	0	0	0	0	0	0	0	0	0	0	0	1	0	0	0	.000
Feb 14	at Arizona State	c	0	0	0	0	0	0	0	0	0	0	0	0	0	0	0	0	0	0	.000
Feb 15	vs Illinois State	*c	0	0	0	0	0	0	0	0	0	0	0	0	0	0	0	4	0	0	.000
Feb 16	vs Detroit Mercy	ph	1	0	0	0	0	0	0	0	0	0	0	0	0	0	0	0	0	0	.000
Feb 19	at Middle Tennessee	ph	1	0	0	1	0	0	0	0	0	0	0	0	0	0	0	0	0	0	.000
Feb 21	vs Georgia Tech	ph	0	0	0	0	0	0	0	1	0	0	0	0	0	0	0	0	0	0	.000
Feb 21	at Samford	*c	2	0	0	0	0	0	0	1	0	0	0	0	0	0	0	9	0	0	.000
Feb 22	vs Georgia Tech	*c	0	0	0	0	0	0	0	0	0	0	0	0	0	0	0	3	0	1	.000
Feb 23	vs DePaul	c	2	0	0	0	0	0	0	0	0	0	0	0	0	0	0	3	0	0	.000
Feb 28	vs Florida Intl	ph	0	0	0	0	0	0	0	1	0	0	0	0	0	0	0	0	0	0	.000
Feb 29	vs Detroit Mercy	*c	2	0	1	1	0	0	0	0	0	0	0	0	0	0	0	1	0	0	.083
Mar 01	vs Dartmouth	*c	0	0	0	0	0	0	0	0	0	0	0	0	0	0	0	1	0	0	.083
Mar 06	TEXAS A&M	c	0	0	0	0	0	0	0	0	0	0	0	0	0	0	0	3	1	0	.083
Mar 08	TEXAS A&M	c	0	0	0	0	0	0	0	0	0	0	0	0	0	0	0	1	0	0	.083
Mar 11	MARSHALL	*c	1	0	0	0	0	0	0	0	0	0	0	0	0	0	0	3	0	0	.077
Totals		8gs	13	0	1	2	0	0	0	4	0	0	0	0	0	0	2	30	1	1	.077

On base pct. .294 • Slugging pct. .077

2020 Kentucky Softball
Individual Game-by-Game for Kentucky (as of Mar 12, 2020)

#33 Alex Martens - 24 games (All games)

Date	Opponent	Pos	AB	R	H	RBI	2B	3B	HR	BB	SB	CS	HBP	SAC	SF	GDP	K	PO	A	E	Avg
Feb 07	vs Liberty	*2b	4	2	3	3	0	0	2	0	0	0	0	0	0	0	0	2	4	0	.750
Feb 07	vs Texas State	*2b	2	0	1	0	0	0	0	1	0	0	0	0	0	0	0	1	0	0	.667
Feb 08	vs NC State	*2b	3	1	1	1	1	0	0	1	0	0	0	0	0	0	0	3	3	1	.556
Feb 09	vs Minnesota	*2b	3	0	0	0	0	0	0	0	0	0	0	0	0	0	0	2	1	0	.417
Feb 14	vs Boise State	*2b	4	1	2	4	2	0	0	1	0	0	0	0	0	0	0	3	1	0	.438
Feb 14	at Arizona State	*2b	4	0	1	0	0	0	0	0	0	0	0	0	0	0	1	0	0	0	.400
Feb 15	vs Illinois State	*2b	3	2	2	3	1	0	1	1	0	0	0	0	0	0	0	3	2	0	.435
Feb 15	at Arizona State	*2b	2	0	1	1	0	0	0	2	0	0	0	0	1	0	0	5	3	0	.440
Feb 16	vs Detroit Mercy	*2b	2	1	1	2	0	0	1	1	0	0	0	0	0	0	0	0	1	0	.444
Feb 19	at Middle Tennessee	*2b	4	1	1	4	1	0	0	0	0	0	0	0	0	0	0	1	1	0	.419
Feb 21	vs Georgia Tech	*2b	4	2	2	1	0	0	0	0	0	0	1	0	0	0	0	0	3	0	.429
Feb 21	at Samford	*2b	4	1	2	1	0	0	0	0	0	0	0	0	0	0	0	2	0	1	.436
Feb 22	vs DePaul	*2b	2	1	1	2	1	0	0	1	0	0	0	0	1	0	0	1	1	0	.439
Feb 22	vs Georgia Tech	*2b	2	1	1	1	0	0	1	0	0	0	1	0	0	0	0	0	1	0	.442
Feb 23	vs DePaul	*2b	4	0	3	3	1	0	0	0	0	0	0	0	0	0	0	3	1	0	.468
Feb 28	vs Loyola-Chicago	*2b	4	1	3	3	0	0	1	0	0	0	0	0	0	0	0	1	2	0	.490
Feb 28	vs Florida Intl	*2b	4	2	2	3	1	0	0	1	0	0	0	0	0	0	0	2	4	0	.491
Feb 29	vs Western Michigan	*2b	4	2	2	3	1	0	0	0	0	0	0	0	0	0	0	0	1	0	.492
Feb 29	vs Detroit Mercy	*2b	3	3	2	2	0	0	0	1	0	0	0	0	0	0	0	2	0	0	.500
Mar 01	vs Dartmouth	*2b	3	1	1	2	0	0	1	0	0	0	0	0	0	0	0	0	0	0	.492
Mar 06	TEXAS A&M	*2b	3	3	2	6	0	0	2	1	0	0	0	0	0	0	0	2	3	0	.500
Mar 08	TEXAS A&M	*2b	2	0	1	0	0	0	0	1	0	0	0	0	0	0	0	2	2	0	.500
Mar 09	TEXAS A&M	*2b	2	1	1	0	0	0	0	2	0	0	0	0	0	0	0	1	4	0	.500
Mar 11	MARSHALL	*2b	3	2	2	2	0	0	0	2	0	0	0	0	0	0	0	1	2	0	.507
Totals		24gs	75	28	38	47	9	0	9	16	0	0	2	0	2	0	1	37	40	2	.507

On base pct. .589 • Slugging pct. .987

#13 Mallory Peyton - 24 games (All games)

Date	Opponent	Pos	AB	R	H	RBI	2B	3B	HR	BB	SB	CS	HBP	SAC	SF	GDP	K	PO	A	E	Avg
Feb 07	vs Liberty	*1b	2	0	1	0	0	0	0	1	0	1	0	0	0	0	0	5	0	0	.500
Feb 07	vs Texas State	*1b	2	0	0	0	0	0	0	0	0	0	0	0	0	0	1	5	0	0	.250
Feb 08	vs NC State	*1b	2	0	0	0	0	0	0	0	0	0	1	1	0	0	0	11	1	0	.167
Feb 09	vs Minnesota	*1b	3	1	1	1	0	0	1	0	0	0	0	0	0	0	2	6	0	0	.222
Feb 14	vs Boise State	*1b	4	1	2	3	1	0	1	0	0	0	1	0	0	0	2	6	1	0	.308
Feb 14	at Arizona State	*1b	2	0	0	0	0	0	0	1	0	1	0	0	0	0	0	3	0	0	.267
Feb 15	vs Illinois State	*1b	3	1	1	2	0	0	1	0	1	0	1	0	0	0	1	6	0	0	.278
Feb 15	at Arizona State	*1b	3	0	0	0	0	0	0	1	0	0	0	1	0	0	1	5	4	0	.238
Feb 16	vs Detroit Mercy	*1b	3	2	3	2	1	0	1	0	0	0	0	0	0	0	0	2	0	0	.333
Feb 19	at Middle Tennessee	*1b	4	2	3	1	0	0	1	0	0	0	0	0	0	0	1	5	0	0	.393
Feb 21	vs Georgia Tech	*1b	4	1	1	4	0	0	1	0	0	0	1	0	0	0	1	8	1	0	.375
Feb 21	at Samford	*1b	3	1	1	1	0	0	0	0	0	0	1	0	0	0	0	0	0	0	.371
Feb 22	vs DePaul	*1b	2	3	0	0	0	0	0	1	0	0	1	0	0	0	0	4	0	0	.351
Feb 22	vs Georgia Tech	*1b	2	0	1	0	1	0	0	0	0	0	0	1	0	0	0	5	0	0	.359
Feb 23	vs DePaul	*1b	1	0	0	1	0	0	0	1	0	0	1	0	1	0	0	4	0	0	.350
Feb 28	vs Loyola-Chicago	*1b	2	1	0	0	0	0	0	1	0	0	0	0	0	0	0	4	0	0	.333
Feb 28	vs Florida Intl	*1b	5	2	3	5	1	0	2	0	0	0	0	0	0	0	0	14	0	0	.362
Feb 29	vs Western Michigan	*1b	3	1	1	3	0	0	1	1	0	0	0	0	0	0	1	8	0	0	.360
Feb 29	vs Detroit Mercy	*1b	4	4	3	4	0	0	0	0	0	0	0	0	0	0	0	4	0	0	.389
Mar 01	vs Dartmouth	*1b	3	1	1	1	0	0	1	0	0	0	0	0	0	0	1	4	0	0	.386
Mar 06	TEXAS A&M	*1b	1	1	0	0	0	0	0	1	0	0	2	0	0	0	0	9	1	1	.379
Mar 08	TEXAS A&M	*1b	2	1	0	0	0	0	0	1	0	0	0	0	0	0	0	8	0	0	.367
Mar 09	TEXAS A&M	*1b	3	1	1	4	0	0	1	0	0	0	1	0	0	0	1	13	0	1	.365
Mar 11	MARSHALL	*1b	3	0	2	3	0	1	0	1	0	0	0	0	0	0	0	5	0	1	.379
Totals		24gs	66	24	25	35	4	1	11	10	1	2	10	3	1	0	12	144	8	3	.379

On base pct. .517 • Slugging pct. .970

#26 Meghan Schorman - 4 games (All games)

Date	Opponent	Pos	AB	R	H	RBI	2B	3B	HR	BB	SB	CS	HBP	SAC	SF	GDP	K	PO	A	E	Avg
Feb 09	vs Minnesota	*p	0	0	0	0	0	0	0	0	0	0	0	0	0	0	0	0	1	0	.000
Feb 14	at Arizona State	*p	0	0	0	0	0	0	0	0	0	0	0	0	0	0	0	1	0	1	.000
Feb 28	vs Loyola-Chicago	*p	0	0	0	0	0	0	0	0	0	0	0	0	0	0	0	0	1	0	.000
Mar 01	vs Dartmouth	p	0	0	0	0	0	0	0	0	0	0	0	0	0	0	0	1	0	0	.000
Totals		3gs	0	0	0	0	0	0	0	0	0	0	0	0	0	0	0	2	2	1	.000

On base pct. .000 • Slugging pct. .000

2020 Kentucky Softball
Individual Game-by-Game for Kentucky (as of Mar 12, 2020)

#26 Meghan Schorman - 10 appearances (All games)

Date	Opponent	GS	IP	H	R	ER	BB	SO	2B	3B	HR	WP	BK	HBP	IBB	Score	W-L	Sv	ERA	NP
Feb 07	vs Liberty	*	4.0	4	0	0	0	3	0	0	0	0	0	1	0	6-2	1-0	0	0.00	51
Feb 09	vs Minnesota	*	4.1	4	0	0	1	4	1	1	0	0	0	1	0	7-0	2-0	0	0.00	69
Feb 14	at Arizona State	*	4.0	5	2	1	0	4	3	0	0	0	0	0	0	2-3	2-1	0	0.57	65
Feb 19	at Middle Tennessee	*	6.0	5	0	0	1	6	0	0	0	0	0	0	0	9-0	3-1	0	0.38	92
Feb 21	at Samford	*	5.0	6	2	2	3	6	0	0	1	0	0	1	0	7-4	4-1	0	0.90	90
Feb 23	vs DePaul	*	6.0	3	0	0	0	5	0	0	0	0	0	0	0	9-0	5-1	0	0.72	61
Feb 28	vs Loyola-Chicago	*	6.0	4	2	2	0	9	0	0	1	0	0	1	0	10-2	6-1	0	0.99	102
Mar 01	vs Dartmouth	*	5.0	4	0	0	1	6	1	0	0	0	0	0	0	4-0	7-1	0	0.87	73
Mar 06	TEXAS A&M	*	2.1	6	6	3	2	2	0	0	0	0	0	0	0	11-9	7-1	0	1.31	60
Mar 09	TEXAS A&M	*	0.1	1	0	0	0	0	0	0	0	0	0	0	0	9-8	7-1	1	1.30	9
Totals		8	43.0	42	12	8	8	45	5	1	2	0	0	4	0	74-28	7-1	1	1.30	-

#19 Rylea Smith - 24 games (All games)

Date	Opponent	Pos	AB	R	H	RBI	2B	3B	HR	BB	SB	CS	HBP	SAC	SF	GDP	K	PO	A	E	Avg
Feb 07	vs Liberty	*of	3	1	0	0	0	0	0	0	0	0	0	0	0	0	0	1	0	0	.000
Feb 07	vs Texas State	*of	4	0	3	2	0	0	0	0	0	0	0	0	0	0	0	1	0	0	.429
Feb 08	vs NC State	*of/of	4	1	1	1	0	0	0	0	0	0	0	0	0	0	0	1	0	0	.364
Feb 09	vs Minnesota	*of	4	0	2	1	0	0	0	0	2	0	0	0	0	0	0	1	0	0	.400
Feb 14	vs Boise State	*of/of	5	2	3	2	1	0	0	0	1	0	0	0	0	0	0	1	0	0	.450
Feb 14	at Arizona State	*of/of	4	0	1	1	0	0	0	0	1	0	0	0	0	0	0	1	1	0	.417
Feb 15	vs Illinois State	*of	4	1	1	0	0	0	0	0	0	0	0	0	0	0	0	1	2	0	.393
Feb 15	at Arizona State	*of	4	1	2	2	0	0	0	0	0	0	0	0	1	0	0	1	2	0	.406
Feb 16	vs Detroit Mercy	*of	3	2	2	3	0	0	0	0	1	0	0	0	0	0	0	0	0	0	.429
Feb 19	at Middle Tennessee	*dh/ph	3	1	1	1	0	0	0	1	0	0	0	0	0	0	0	1	0	0	.421
Feb 21	vs Georgia Tech	*dh/of	4	1	1	2	1	0	0	0	0	0	0	0	1	0	0	1	0	0	.405
Feb 21	at Samford	*of	4	2	1	1	0	0	0	0	0	0	0	0	0	0	0	1	0	0	.391
Feb 22	vs DePaul	*of/of	4	2	3	1	1	0	0	0	1	0	0	0	0	0	0	1	0	0	.420
Feb 22	vs Georgia Tech	*of	2	0	0	0	0	0	0	1	0	0	0	0	0	1	0	0	0	0	.404
Feb 23	vs DePaul	*of	4	2	2	1	0	0	0	0	0	0	0	0	0	0	0	0	0	0	.411
Feb 28	vs Loyola-Chicago	*of	4	1	1	1	1	0	0	0	0	0	0	0	0	0	0	1	0	0	.400
Feb 28	vs Florida Intl	*of	5	1	1	2	0	1	0	0	0	0	0	0	0	0	0	1	0	0	.385
Feb 29	vs Western Michigan	*dh/of	3	2	3	3	0	0	0	0	0	0	0	0	0	0	0	0	0	0	.412
Feb 29	vs Detroit Mercy	*of	3	3	3	2	1	0	0	0	1	0	0	0	0	0	0	0	0	0	.437
Mar 01	vs Dartmouth	*of/dh	2	0	0	0	0	0	0	0	0	0	0	0	0	0	0	2	0	0	.425
Mar 06	TEXAS A&M	*of/of	2	0	1	1	0	0	0	0	0	1	0	0	0	0	0	1	0	0	.427
Mar 08	TEXAS A&M	*of/dh	4	0	1	0	0	0	0	0	0	0	0	0	0	0	0	0	0	0	.418
Mar 09	TEXAS A&M	*dh/of	4	2	1	1	0	0	0	0	0	0	0	0	0	0	0	2	0	0	.410
Mar 11	MARSHALL	*of/dh	5	4	3	2	1	0	0	0	0	0	0	0	0	0	0	0	0	0	.420
Totals		24gs	88	29	37	30	6	1	0	2	7	1	0	0	2	1	12	12	0	4	.420

On base pct. .424 • Slugging pct. .511

2020 Kentucky Softball
Individual Game-by-Game for Kentucky (as of Mar 12, 2020)

#5 Tatum Spangler - 21 games (All games)

Date	Opponent	Pos	AB	R	H	RBI	2B	3B	HR	BB	SB	CS	HBP	SAC	SF	GDP	K	PO	A	E	Avg	
Feb 07	vs Liberty	*of	3	2	2	0	2	0	0	0	0	0	0	0	0	0	0	0	0	0	.667	
Feb 07	vs Texas State	*c/dh	2	0	0	0	0	0	0	0	0	0	0	0	0	0	1	0	0	0	.400	
Feb 08	vs NC State	*dh/of	2	0	0	0	0	0	0	0	0	0	0	0	0	0	0	0	0	0	.286	
Feb 09	vs Minnesota	*of	2	3	2	1	0	0	1	0	0	0	1	0	0	0	0	0	0	0	.444	
Feb 14	vs Boise State	pr/of	4	1	2	0	0	0	0	0	0	0	0	0	0	0	1	0	0	0	.462	
Feb 14	at Arizona State	*of/p	1	0	0	0	0	0	0	1	0	0	0	0	0	0	1	1	1	0	.429	
Feb 15	at Arizona State	*of	3	0	0	0	0	0	0	0	0	0	0	1	0	0	2	1	1	0	.353	
Feb 16	vs Detroit Mercy	*dh/p	3	2	2	1	1	0	0	0	0	0	0	0	0	0	0	0	1	0	.400	
Feb 19	at Middle Tennessee	*of	4	0	0	0	0	0	0	0	0	0	0	0	0	0	1	1	0	0	.333	
Feb 21	vs Georgia Tech	*of/dh	2	0	1	0	0	0	0	0	1	0	0	0	0	0	0	0	1	0	.346	
Feb 21	at Samford	ph	1	0	0	0	0	0	0	0	0	0	0	0	0	1	0	0	0	0	.333	
Feb 22	vs DePaul	*of	2	0	0	0	0	0	0	0	0	0	0	0	0	0	0	3	0	0	.310	
Feb 22	vs Georgia Tech	*p/dh	1	0	0	0	0	0	0	0	0	0	0	0	0	0	0	0	0	0	.300	
Feb 28	vs Loyola-Chicago	*of	2	1	0	0	0	0	0	0	0	0	0	0	0	0	0	0	0	0	.281	
Feb 29	vs Western Michigan	*of	3	0	2	0	1	0	0	0	0	0	0	0	0	0	1	0	0	0	.314	
Feb 29	vs Detroit Mercy	*dh	2	0	0	0	0	0	0	0	0	0	0	0	0	0	1	0	0	0	.297	
Mar 01	vs Dartmouth	*p/of	3	0	0	0	0	0	0	0	0	0	0	0	0	0	0	0	0	0	.275	
Mar 06	TEXAS A&M	*of/dh	1	0	0	0	0	0	0	0	0	0	0	0	0	0	0	0	1	0	.268	
Mar 08	TEXAS A&M	*of/p	2	0	0	0	0	0	0	1	0	0	0	0	0	0	0	0	0	0	.256	
Mar 09	TEXAS A&M	*of	2	1	1	0	0	0	0	1	0	0	0	0	0	0	0	0	0	0	.267	
Mar 11	MARSHALL	*p/of	4	3	2	2	1	0	0	1	0	0	0	0	0	0	0	1	0	0	.286	
Totals			19gs	49	13	14	4	5	0	1	4	1	0	1	1	0	1	8	7	5	0	.286

On base pct. .352 • Slugging pct. .449

#5 Tatum Spangler - 7 appearances (All games)

Date	Opponent	GS	IP	H	R	ER	BB	SO	2B	3B	HR	WP	BK	HBP	IBB	Score	W-L	Sv	ERA	NP
Feb 14	at Arizona State		2.0	2	1	1	0	3	0	0	0	1	0	0	0	2-3	0-0	0	3.50	41
Feb 16	vs Detroit Mercy		2.0	0	0	0	2	2	0	0	0	0	0	1	0	15-3	0-0	0	1.75	26
Feb 21	vs Georgia Tech		1.1	1	2	1	4	2	0	0	0	0	0	1	0	10-9	0-0	0	2.62	43
Feb 22	vs Georgia Tech	*	2.0	3	4	3	1	3	1	0	0	1	0	0	0	1-7	0-1	0	4.77	44
Mar 01	vs Dartmouth	*	2.0	1	0	0	0	1	0	0	0	0	0	0	0	4-0	0-1	0	3.75	37
Mar 08	TEXAS A&M		1.0	0	0	0	0	1	0	0	0	0	0	0	0	3-6	0-1	0	3.39	12
Mar 11	MARSHALL	*	1.0	3	3	3	0	0	0	0	2	0	0	0	0	16-15	0-1	0	4.94	15
Totals		3	11.1	10	10	8	7	12	1	0	2	2	0	2	0	51-43	0-1	0	4.94	-

#30 Larissa Spellman - 4 games (All games)

Date	Opponent	Pos	AB	R	H	RBI	2B	3B	HR	BB	SB	CS	HBP	SAC	SF	GDP	K	PO	A	E	Avg
Feb 14	vs Boise State	p/dh	0	0	0	0	0	0	0	0	0	0	0	0	0	0	0	0	0	0	.000
Feb 22	vs DePaul	*p	0	0	0	0	0	0	0	0	0	0	0	0	0	0	0	0	1	0	.000
Feb 29	vs Detroit Mercy	*p	0	0	0	0	0	0	0	0	0	0	0	0	0	0	0	0	1	0	.000
Mar 11	MARSHALL	p	0	0	0	0	0	0	0	0	0	0	0	0	0	0	0	0	1	0	.000
Totals			2gs	0	0	0	0	0	0	0	0	0	0	0	0	0	0	0	3	0	.000

On base pct. .000 • Slugging pct. .000

#30 Larissa Spellman - 5 appearances (All games)

Date	Opponent	GS	IP	H	R	ER	BB	SO	2B	3B	HR	WP	BK	HBP	IBB	Score	W-L	Sv	ERA	NP
Feb 07	vs Liberty		2.0	0	0	0	2	3	0	0	0	0	0	0	0	6-2	0-0	0	0.00	47
Feb 14	vs Boise State		0.0	0	1	1	1	0	0	0	0	0	0	0	0	16-14	0-0	0	3.50	4
Feb 22	vs DePaul	*	5.0	2	1	1	2	2	1	0	0	0	0	2	0	10-1	1-0	0	2.00	72
Feb 29	vs Detroit Mercy	*	3.0	2	0	0	2	0	1	0	0	0	0	0	0	22-0	2-0	0	1.40	42
Mar 11	MARSHALL		1.2	3	7	2	3	2	0	0	2	0	0	0	0	16-15	2-0	0	2.40	51
Totals		2	11.2	7	9	4	10	7	2	0	2	0	0	2	0	70-32	2-0	0	2.40	-

2020 Kentucky Softball
Individual Game-by-Game for Kentucky (as of Mar 12, 2020)

#1 Miranda Stoddard - 18 games (All games)

Date	Opponent	Pos	AB	R	H	RBI	2B	3B	HR	BB	SB	CS	HBP	SAC	SF	GDP	K	PO	A	E	Avg
Feb 07	vs Liberty	ph	1	0	0	0	0	0	0	0	0	0	0	0	0	0	1	0	0	0	.000
Feb 07	vs Texas State	*3b	0	0	0	0	0	0	0	0	0	0	0	0	0	0	0	0	0	1	.000
Feb 14	vs Boise State	*p	1	0	0	0	0	0	0	0	0	0	0	0	0	0	0	0	2	0	.000
Feb 15	vs Illinois State	*3b	2	0	1	0	0	0	0	0	0	0	1	0	0	0	1	1	1	1	.250
Feb 15	at Arizona State	ph	0	0	0	0	0	0	0	1	0	0	0	0	0	0	0	0	0	0	.250
Feb 16	vs Detroit Mercy	3b	0	1	0	0	0	0	0	1	0	0	0	0	0	0	0	1	1	0	.250
Feb 19	at Middle Tennessee	3b	0	0	0	0	0	0	0	0	0	0	0	0	0	0	0	1	1	0	.250
Feb 21	vs Georgia Tech	p	1	0	0	0	0	0	0	0	0	0	0	0	0	0	1	0	0	0	.200
Feb 22	vs DePaul	*3b	2	0	1	1	1	0	0	0	0	0	1	0	0	0	0	1	0	0	.286
Feb 23	vs DePaul	*dh/3b	3	2	2	0	1	0	0	0	0	0	0	0	0	0	0	2	1	0	.400
Feb 28	vs Loyola-Chicago	*3b	2	1	0	1	0	0	0	0	0	0	0	0	0	0	0	0	0	0	.333
Feb 28	vs Florida Intl	*p	4	1	1	1	0	0	0	1	0	0	0	0	0	0	0	1	2	0	.312
Feb 29	vs Western Michigan	3b	1	0	0	0	0	0	0	0	0	0	0	0	0	0	0	1	2	0	.294
Mar 01	vs Dartmouth	dh/3b	1	0	0	0	0	0	0	0	0	0	0	0	0	0	1	0	0	0	.278
Mar 06	TEXAS A&M	3b	1	1	1	1	0	0	0	1	0	0	0	0	1	0	0	3	3	1	.316
Mar 08	TEXAS A&M	p/3b	0	0	0	0	0	0	0	0	0	0	0	0	0	0	0	1	1	0	.316
Mar 09	TEXAS A&M	p	1	0	0	0	0	0	0	0	0	0	0	0	0	0	0	0	0	0	.300
Mar 11	MARSHALL	3b/p	1	1	1	4	0	0	1	1	0	0	0	0	0	0	0	1	0	1	.333
Totals		7gs	21	7	7	8	2	0	1	5	0	0	2	0	1	0	4	13	14	4	.333

On base pct. .483 • Slugging pct. .571

#1 Miranda Stoddard - 7 appearances (All games)

Date	Opponent	GS	IP	H	R	ER	BB	SO	2B	3B	HR	WP	BK	HBP	IBB	Score	W-L	Sv	ERA	NP
Feb 14	vs Boise State	*	2.0	5	3	2	0	2	1	0	1	0	0	0	0	16-14	0-0	0	7.00	50
Feb 21	vs Georgia Tech		1.0	3	2	2	0	1	1	0	1	0	0	0	0	10-9	0-0	0	9.33	15
Feb 21	at Samford		0.2	0	0	0	0	2	0	0	0	1	0	0	0	7-4	0-0	1	7.64	8
Feb 28	vs Florida Intl	*	7.0	2	1	1	0	1	0	0	1	0	0	0	0	17-1	1-0	1	3.28	66
Mar 08	TEXAS A&M		3.1	3	3	3	1	2	0	0	3	0	0	0	0	3-6	1-0	1	4.00	37
Mar 09	TEXAS A&M		1.0	3	2	2	1	1	1	0	0	0	0	0	0	9-8	1-0	1	4.67	27
Mar 11	MARSHALL		2.0	2	0	0	1	2	0	0	0	0	0	0	0	16-15	2-0	1	4.12	25
Totals		2	17.0	18	11	10	3	11	3	0	6	1	0	0	0	78-57	2-0	1	4.12	-

#2 Bailey Vick - 23 games (All games)

Date	Opponent	Pos	AB	R	H	RBI	2B	3B	HR	BB	SB	CS	HBP	SAC	SF	GDP	K	PO	A	E	Avg
Feb 07	vs Liberty	*of	1	0	1	0	0	0	0	0	0	0	0	2	0	0	0	2	0	0	1.000
Feb 07	vs Texas State	*of	3	1	1	0	0	0	0	0	1	0	0	0	0	0	1	1	0	0	.500
Feb 08	vs NC State	*of	1	0	1	0	0	1	0	0	0	0	0	2	0	0	0	0	0	0	.600
Feb 09	vs Minnesota	*of	1	1	0	0	0	0	0	1	0	0	0	0	0	0	0	0	0	0	.500
Feb 14	vs Boise State	*of	2	2	1	1	1	0	0	0	0	0	0	0	0	0	0	1	0	0	.500
Feb 14	at Arizona State	*of	2	1	1	0	0	0	0	1	0	0	0	0	0	0	0	4	0	0	.500
Feb 15	vs Illinois State	*of	2	0	0	0	0	0	0	0	0	0	0	1	0	0	0	5	0	0	.417
Feb 15	at Arizona State	*of	4	2	2	0	0	0	0	0	0	0	0	1	0	0	1	2	0	0	.438
Feb 16	vs Detroit Mercy	*of	2	1	1	1	0	0	0	0	0	0	0	0	0	0	0	2	0	0	.444
Feb 19	at Middle Tennessee	*of	2	1	1	0	0	0	0	1	1	0	0	0	0	0	0	0	1	0	.450
Feb 21	vs Georgia Tech	*of	5	2	5	2	1	0	0	0	2	0	0	0	0	0	0	4	0	0	.560
Feb 21	at Samford	*of	3	1	3	0	0	0	0	0	1	1	0	1	0	0	0	3	1	0	.607
Feb 22	vs DePaul	*of	3	2	3	0	0	0	0	1	0	0	0	0	0	0	0	3	0	0	.645
Feb 22	vs Georgia Tech	*of	3	0	1	0	0	0	0	0	0	0	0	1	0	0	1	1	1	0	.618
Feb 23	vs DePaul	*of	4	2	2	1	0	0	0	0	0	0	0	0	0	0	0	1	0	0	.605
Feb 28	vs Loyola-Chicago	*of	2	3	2	4	1	0	0	2	2	0	0	0	0	0	0	3	0	0	.625
Feb 28	vs Florida Intl	*of	5	2	2	2	0	0	0	0	1	0	0	0	0	0	0	0	0	0	.600
Feb 29	vs Western Michigan	*of	2	4	2	0	0	1	0	2	0	0	0	0	0	0	0	3	0	0	.617
Feb 29	vs Detroit Mercy	*of	5	3	2	0	1	0	0	0	0	0	0	0	0	0	1	1	0	0	.596
Mar 01	vs Dartmouth	*of	3	1	1	0	0	0	0	0	0	0	0	0	0	0	0	4	0	1	.582
Mar 06	TEXAS A&M	*of	3	3	3	0	0	0	0	0	0	0	0	1	0	0	0	0	0	0	.603
Mar 08	TEXAS A&M	*of	4	0	1	0	0	0	0	0	0	0	0	0	0	0	1	2	0	0	.581
Mar 09	TEXAS A&M	*of	1	1	0	0	0	0	0	1	0	0	1	1	0	0	1	3	0	0	.571
Totals		23gs	63	33	36	11	4	2	0	9	8	1	1	10	0	0	6	45	3	1	.571

On base pct. .630 • Slugging pct. .698



2020 Kentucky Softball
 Miscellaneous Stats for Kentucky (as of Mar 12, 2020)
 (All games)



Multiple Hit Games	2	3	4	5+	Total
Alex Martens	9	3	-	-	12
Rylea Smith	4	6	-	-	10
Bailey Vick	6	3	-	1	10
Kayla Kowalik	5	3	1	-	9
Lauren Johnson	5	2	-	-	7
Tatum Spangler	6	-	-	-	6
Mallory Peyton	2	4	-	-	6
Jaci Babbs	1	1	-	-	2
Renee Abernathy	2	-	-	-	2
Gabi Deters	1	-	-	-	1
Miranda Stoddard	1	-	-	-	1
Autumn Humes	1	-	-	-	1
TEAM	43	22	1	1	67

Multiple RBI Games	2	3	4	5+	Total
Alex Martens	5	6	2	1	14
Mallory Peyton	2	3	3	1	9
Rylea Smith	7	2	-	-	9
Autumn Humes	2	-	2	-	4
Kayla Kowalik	3	1	-	-	4
Lauren Johnson	-	1	2	-	3
Bailey Vick	2	-	1	-	3
Renee Abernathy	1	1	-	-	2
Gabi Deters	1	-	-	-	1
Tatum Spangler	1	-	-	-	1
Emmy Blane	1	-	-	-	1
Miranda Stoddard	-	-	1	-	1
Jaci Babbs	1	-	-	-	1
TEAM	26	14	11	2	53

Hitting Streaks	Longest	Current
Alex Martens	20	20
Bailey Vick	15	-
Rylea Smith	12	4
Kayla Kowalik	7	1
Mallory Peyton	4	2
Autumn Humes	4	-
Lauren Johnson	3	1
Jaci Babbs	3	1
Gabi Deters	3	-
Miranda Stoddard	2	1
Tatum Spangler	2	2
Renee Abernathy	2	1
Grace Baalman	1	-
Emmy Blane	1	-
Cassie Lindmark	1	-

Reached Base Streaks	Longest	Current
Mallory Peyton	22	22
Alex Martens	20	20
Rylea Smith	18	4
Bailey Vick	16	16
Lauren Johnson	14	1
Gabi Deters	7	3
Kayla Kowalik	7	4
Autumn Humes	5	-
Jaci Babbs	4	1
Grace Baalman	3	-
Miranda Stoddard	3	1
Renee Abernathy	3	1
Tatum Spangler	3	3
Emma Boitnott	2	-
Cassie Lindmark	2	-
Emmy Blane	1	-



2020 Kentucky Softball
 Miscellaneous Stats for Kentucky (as of Mar 12, 2020)
 (All games)



Starting Lineup By Position
 (Team W-L record when starter)

PITCHER:		
Meghan Schorman	8	(7-1)
Autumn Humes	5	(5-0)
Tatum Spangler	3	(2-1)
Larissa Spellman	2	(2-0)
Grace Baalman	2	(1-1)
Miranda Stoddard	2	(2-0)
Sloan Gayan	1	(1-0)
Renee Abernathy	1	(0-1)
CATCHER:		
Kayla Kowalik	15	(12-3)
Cassie Lindmark	7	(6-1)
Gabi Deters	1	(1-0)
Tatum Spangler	1	(1-0)
FIRST BASE:		
Mallory Peyton	24	(20-4)
SECOND BASE:		
Alex Martens	24	(20-4)
THIRD BASE:		
Emmy Blane	16	(13-3)
Gabi Deters	4	(3-1)
Miranda Stoddard	4	(4-0)
SHORTSTOP:		
Lauren Johnson	22	(18-4)
Emmy Blane	2	(2-0)
LEFT FIELD:		
Bailey Vick	23	(19-4)
Renee Abernathy	1	(1-0)
CENTER FIELD:		
Tatum Spangler	12	(9-3)
Kayla Kowalik	9	(8-1)
Rylea Smith	3	(3-0)
RIGHT FIELD:		
Rylea Smith	17	(13-4)
Jaci Babbs	7	(7-0)
DESIGNATED HITTER:		
Gabi Deters	4	(3-1)
Rylea Smith	4	(4-0)
Renee Abernathy	4	(3-1)
Grace Baalman	3	(2-1)
Autumn Humes	3	(2-1)
Tatum Spangler	3	(3-0)
Miranda Stoddard	1	(1-0)
Jaci Babbs	1	(1-0)
Cassie Lindmark	1	(1-0)

Starting Lineup By Lineup Spot
 (Team W-L record when starter)

LEADOFF:	
Kayla Kowalik	23 (19-4)
Lauren Johnson	1 (1-0)
2ND SPOT:	
Bailey Vick	16 (13-3)
Rylea Smith	7 (6-1)
Kayla Kowalik	1 (1-0)
3RD SPOT:	
Rylea Smith	17 (14-3)
Lauren Johnson	4 (3-1)
Mallory Peyton	2 (2-0)
Tatum Spangler	1 (1-0)
CLEANUP:	
Alex Martens	23 (19-4)
Mallory Peyton	1 (1-0)
5TH SPOT:	
Mallory Peyton	20 (16-4)
Grace Baalman	2 (2-0)
Lauren Johnson	1 (1-0)
Alex Martens	1 (1-0)
6TH SPOT:	
Lauren Johnson	14 (12-2)
Autumn Humes	4 (3-1)
Grace Baalman	2 (1-1)
Mallory Peyton	1 (1-0)
Cassie Lindmark	1 (1-0)
Tatum Spangler	1 (1-0)
Renee Abernathy	1 (1-0)
7TH SPOT:	
Gabi Deters	9 (7-2)
Renee Abernathy	4 (2-2)
Autumn Humes	3 (3-0)
Emmy Blane	3 (3-0)
Tatum Spangler	3 (3-0)
Cassie Lindmark	2 (2-0)
8TH SPOT:	
Emmy Blane	10 (8-2)
Tatum Spangler	6 (4-2)
Miranda Stoddard	6 (6-0)
Cassie Lindmark	1 (1-0)
Bailey Vick	1 (1-0)
9TH SPOT:	
Tatum Spangler	8 (6-2)
Jaci Babbs	7 (7-0)
Bailey Vick	6 (5-1)
Lauren Johnson	2 (1-1)
Renee Abernathy	1 (1-0)



Kentucky Softball Career Stats Individual Career History



Renee Abernathy

Year	avg	gp-gs	ab	r	h	2b	3b	hr	rbi	tb	slg%	bb	hbp	so	gdp	ob%	sf	sh	sb-att	po	a	e	fld%
2019	.000	12-2	6	1	0	0	0	0	0	0	.000	2	0	4	0	.250	0	0	0-0	0	0	0	.000
2020	.235	22-6	34	7	8	2	0	1	9	13	.382	6	1	6	0	.366	0	0	0-0	5	0	1	.833
TOTAL	.200	34-8	40	8	8	2	0	1	9	13	.325	8	1	10	0	.347	0	0	0-0	5	0	1	.833

Year	era	w-l	app	gs	cq	sho	sv	ip	h	r	er	bb	so	2b	3b	hr	bf	bavg	wp	hbp	bk	sfa	sha
2020	0.00	0-0	1	1	0	0/0	0	0.0	0	0	0	0	0	0	0	0	0	.000	0	0	0	0	0
TOTAL	0.00	0-0	1	1	0	0/0	0	0.0	0	0	0	0	0	0	0	0	0	.000	0	0	0	0	0

Grace Baalman

Year	avg	gp-gs	ab	r	h	2b	3b	hr	rbi	tb	slg%	bb	hbp	so	gdp	ob%	sf	sh	sb-att	po	a	e	fld%
2018	.125	18-13	24	0	3	0	0	0	2	3	.125	1	0	7	0	.160	0	1	0-0	4	37	0	1.000
2019	.200	36-22	15	1	3	0	0	0	2	3	.200	2	0	4	0	.294	0	0	0-0	1	30	2	.939
2020	.188	8-4	16	1	3	1	0	1	3	7	.438	2	0	5	0	.263	1	1	0-0	1	2	0	1.000
TOTAL	.164	62-39	55	2	9	1	0	1	7	13	.236	5	0	16	0	.230	1	2	0-0	6	69	2	.974

Year	era	w-l	app	gs	cq	sho	sv	ip	h	r	er	bb	so	2b	3b	hr	bf	bavg	wp	hbp	bk	sfa	sha
2018	2.72	14-9	31	20	10	3/0	1	136.1	136	65	53	48	98	27	3	9	597	.258	11	9	0	3	10
2019	2.72	10-10	34	22	10	4/1	0	141.2	131	77	55	66	102	25	5	22	636	.237	12	12	0	2	4
2020	3.54	3-2	8	2	1	0/1	0	29.2	26	23	15	23	31	5	0	5	144	.241	2	5	0	3	5
TOTAL	2.80	27-21	73	44	21	7/2	1	307.2	293	165	123	137	231	57	8	36	1377	.247	25	26	0	8	19

Jaci Babbs

Year	avg	gp-gs	ab	r	h	2b	3b	hr	rbi	tb	slg%	bb	hbp	so	gdp	ob%	sf	sh	sb-att	po	a	e	fld%
2019	.000	53-0	1	28	0	0	0	0	0	0	.000	0	0	0	0	.000	0	0	4-8	0	0	0	.000
2020	.348	19-8	23	15	8	1	0	0	3	9	.391	3	0	6	0	.423	0	0	4-5	6	0	0	1.000
TOTAL	.333	72-8	24	43	8	1	0	0	3	9	.375	3	0	6	0	.407	0	0	8-13	6	0	0	1.000

Emmy Blane

Year	avg	gp-gs	ab	r	h	2b	3b	hr	rbi	tb	slg%	bb	hbp	so	gdp	ob%	sf	sh	sb-att	po	a	e	fld%
2020	.111	23-18	27	2	3	0	0	0	3	3	.111	2	0	9	0	.161	2	0	0-0	24	26	2	.962
TOTAL	.111	23-18	27	2	3	0	0	0	3	3	.111	2	0	9	0	.161	2	0	0-0	24	26	2	.962

Emma Boitnott

Year	avg	gp-gs	ab	r	h	2b	3b	hr	rbi	tb	slg%	bb	hbp	so	gdp	ob%	sf	sh	sb-att	po	a	e	fld%
2020	.000	3-0	1	0	0	0	0	0	0	0	.000	1	1	0	0	.667	0	0	0-0	0	0	0	.000
TOTAL	.000	3-0	1	0	0	0	0	0	0	0	.000	1	1	0	0	.667	0	0	0-0	0	0	0	.000

Gabi Deters

Year	avg	gp-gs	ab	r	h	2b	3b	hr	rbi	tb	slg%	bb	hbp	so	gdp	ob%	sf	sh	sb-att	po	a	e	fld%
2020	.259	21-9	27	5	7	2	1	2	4	17	.630	9	2	8	0	.474	0	0	1-1	23	11	3	.919
TOTAL	.259	21-9	27	5	7	2	1	2	4	17	.630	9	2	8	0	.474	0	0	1-1	23	11	3	.919

Tekiya Garr-Carter

Year	avg	gp-gs	ab	r	h	2b	3b	hr	rbi	tb	slg%	bb	hbp	so	gdp	ob%	sf	sh	sb-att	po	a	e	fld%
2019	.000	10-0	0	5	0	0	0	0	0	0	.000	0	0	0	0	.000	0	0	0-1	0	0	0	.000
TOTAL	.000	10-0	0	5	0	0	0	0	0	0	.000	0	0	0	0	.000	0	0	0-1	0	0	0	.000



Kentucky Softball Career Stats Individual Career History



Sloan Gayan

Year	avg	gp-gs	ab	r	h	2b	3b	hr	rbi	tb	slg%	bb	hbp	so	gdp	ob%	sf	sh	sb-att	po	a	e	fld%
2020	.000	2-1	1	0	0	0	0	0	0	0	.000	0	0	0	0	.000	0	0	0-0	0	1	0	1.000
TOTAL	.000	2-1	1	0	0	0	0	0	0	0	.000	0	0	0	0	.000	0	0	0-0	0	1	0	1.000

Year	era	w-l	app	gs	cq	sho	sv	ip	h	r	er	bb	so	2b	3b	hr	bf	bavg	wp	hbp	bk	sfa	sha
2020	4.06	1-0	4	1	0	0/1	0	10.1	8	6	6	4	10	0	0	3	44	.205	2	1	0	0	0
TOTAL	4.06	1-0	4	1	0	0/1	0	10.1	8	6	6	4	10	0	0	3	44	.205	2	1	0	0	0

Autumn Humes

Year	avg	gp-gs	ab	r	h	2b	3b	hr	rbi	tb	slg%	bb	hbp	so	gdp	ob%	sf	sh	sb-att	po	a	e	fld%
2018	.217	21-10	23	2	5	2	0	1	1	10	.435	2	0	7	0	.280	0	0	0-0	8	21	1	.967
2019	.190	41-26	42	3	8	1	0	0	3	9	.214	2	0	6	1	.227	0	0	1-1	10	39	2	.961
2020	.300	14-8	30	6	9	2	0	4	15	23	.767	4	0	6	0	.382	0	0	0-0	1	7	0	1.000
TOTAL	.232	76-44	95	11	22	5	0	5	19	42	.442	8	0	19	1	.291	0	0	1-1	19	67	3	.966

Year	era	w-l	app	gs	cq	sho	sv	ip	h	r	er	bb	so	2b	3b	hr	bf	bavg	wp	hbp	bk	sfa	sha
2018	3.26	9-7	25	16	7	3/0	1	103.0	98	55	48	34	72	19	3	11	439	.251	5	6	0	0	9
2019	3.22	15-11	33	23	12	3/0	2	150.0	156	81	69	38	84	29	2	19	647	.264	5	9	0	3	7
2020	3.19	5-0	8	5	3	1/0	0	37.1	39	24	17	11	21	11	1	6	167	.258	2	1	0	1	3
TOTAL	3.23	29-18	66	44	22	7/0	3	290.1	293	160	134	83	177	59	6	36	1253	.259	12	16	0	4	19

Lauren Johnson

Year	avg	gp-gs	ab	r	h	2b	3b	hr	rbi	tb	slg%	bb	hbp	so	gdp	ob%	sf	sh	sb-att	po	a	e	fld%
2018	.242	56-38	99	20	24	2	1	1	17	31	.313	22	4	23	0	.394	2	0	6-9	14	3	0	1.000
2019	.345	59-56	148	39	51	14	2	3	21	78	.527	21	1	22	0	.429	0	3	6-8	27	0	2	.931
2020	.323	24-22	65	16	21	3	1	3	17	35	.538	13	3	10	0	.457	0	1	3-5	28	38	7	.904
TOTAL	.308	139-116	312	75	96	19	4	7	55	144	.462	56	8	55	0	.423	2	4	15-22	69	41	9	.924

Kayla Kowalik

Year	avg	gp-gs	ab	r	h	2b	3b	hr	rbi	tb	slg%	bb	hbp	so	gdp	ob%	sf	sh	sb-att	po	a	e	fld%
2019	.357	60-59	185	49	66	8	5	0	25	84	.454	29	3	22	0	.452	0	2	14-17	102	7	2	.982
2020	.373	24-24	83	31	31	4	8	0	13	51	.614	11	2	10	0	.458	0	2	11-11	103	3	2	.981
TOTAL	.362	84-83	268	80	97	12	13	0	38	135	.504	40	5	32	0	.454	0	4	25-28	205	10	4	.982

Cassie Lindmark

Year	avg	gp-gs	ab	r	h	2b	3b	hr	rbi	tb	slg%	bb	hbp	so	gdp	ob%	sf	sh	sb-att	po	a	e	fld%
2020	.077	17-8	13	0	1	0	0	0	2	1	.077	4	0	2	0	.294	0	0	0-0	30	1	1	.969
TOTAL	.077	17-8	13	0	1	0	0	0	2	1	.077	4	0	2	0	.294	0	0	0-0	30	1	1	.969

Alex Martens

Year	avg	gp-gs	ab	r	h	2b	3b	hr	rbi	tb	slg%	bb	hbp	so	gdp	ob%	sf	sh	sb-att	po	a	e	fld%
2017	.295	58-58	176	14	52	13	0	4	30	77	.438	18	2	17	0	.365	1	2	0-0	101	97	13	.938
2018	.313	56-53	147	27	46	10	0	8	38	80	.544	24	3	13	2	.415	2	3	0-0	90	83	2	.989
2019	.310	60-60	187	22	58	9	2	13	66	110	.588	17	3	28	1	.373	2	2	1-1	89	108	5	.975
2020	.507	24-24	75	28	38	9	0	9	47	74	.987	16	2	1	0	.589	2	0	0-0	37	40	2	.975
TOTAL	.332	198-195	585	91	194	41	2	34	181	341	.583	75	10	59	3	.412	7	7	1-1	317	328	22	.967



Kentucky Softball Career Stats Individual Career History



Mallory Peyton

Year	avg	gp-gs	ab	r	h	2b	3b	hr	rbi	tb	slg%	bb	hbp	so	gdp	ob%	sf	sh	sb-att	po	a	e	fld%
2018	.260	52-36	96	22	25	6	0	7	27	52	.542	10	2	28	0	.339	1	5	2-4	112	11	1	.992
2019	.243	59-59	152	30	37	7	0	13	40	83	.546	20	13	40	0	.372	3	6	2-2	399	6	10	.976
2020	.379	24-24	66	24	25	4	1	11	35	64	.970	10	10	12	0	.517	1	3	1-3	144	8	3	.981
TOTAL	.277	135-119	314	76	87	17	1	31	102	199	.634	40	25	80	0	.396	5	14	5-9	655	25	14	.980

Meghan Schorman

Year	avg	gp-gs	ab	r	h	2b	3b	hr	rbi	tb	slg%	bb	hbp	so	gdp	ob%	sf	sh	sb-att	po	a	e	fld%
2019	.000	22-10	0	0	0	0	0	0	0	0	.000	0	0	0	0	.000	0	0	0-0	2	4	1	.857
2020	.000	0-0	0	0	0	0	0	0	0	0	.000	0	0	0	0	.000	0	0	0-0	2	2	1	.800
TOTAL	.000	22-10	0	0	0	0	0	0	0	0	.000	0	0	0	0	.000	0	0	0-0	4	6	2	.833

Year	era	w-l	app	gs	cq	sho	sv	ip	h	r	er	bb	so	2b	3b	hr	bf	bavg	wp	hbp	bk	sfa	sha
2019	3.48	5-2	21	8	1	1/1	1	52.1	46	29	26	33	46	6	0	5	242	.234	9	9	0	2	1
2020	1.30	7-1	10	8	3	2/2	1	43.0	42	12	8	8	45	5	1	2	180	.250	0	4	0	0	0
TOTAL	2.50	12-3	31	16	4	3/3	2	95.1	88	41	34	41	91	11	1	7	422	.241	9	13	0	2	1

Rylea Smith

Year	avg	gp-gs	ab	r	h	2b	3b	hr	rbi	tb	slg%	bb	hbp	so	gdp	ob%	sf	sh	sb-att	po	a	e	fld%
2020	.420	24-24	88	29	37	6	1	0	30	45	.511	2	0	12	1	.424	2	0	7-8	12	0	4	.750
TOTAL	.420	24-24	88	29	37	6	1	0	30	45	.511	2	0	12	1	.424	2	0	7-8	12	0	4	.750

Tatum Spangler

Year	avg	gp-gs	ab	r	h	2b	3b	hr	rbi	tb	slg%	bb	hbp	so	gdp	ob%	sf	sh	sb-att	po	a	e	fld%
2019	.188	41-9	16	8	3	1	0	0	3	4	.250	1	0	4	0	.222	1	1	0-0	17	3	3	.870
2020	.286	21-19	49	13	14	5	0	1	4	22	.449	4	1	8	1	.352	0	1	1-1	7	5	0	1.000
TOTAL	.262	62-28	65	21	17	6	0	1	7	26	.400	5	1	12	1	.319	1	2	1-1	24	8	3	.914

Year	era	w-l	app	gs	cq	sho	sv	ip	h	r	er	bb	so	2b	3b	hr	bf	bavg	wp	hbp	bk	sfa	sha
2019	3.73	4-1	10	4	2	1/1	0	20.2	20	11	11	12	17	4	1	0	99	.238	4	3	0	0	0
2020	4.94	0-1	7	3	0	0/1	0	11.1	10	10	8	7	12	1	0	2	55	.227	2	2	0	1	1
TOTAL	4.16	4-2	17	7	2	1/2	0	32.0	30	21	19	19	29	5	1	2	154	.234	6	5	0	1	1

Larissa Spellman

Year	avg	gp-gs	ab	r	h	2b	3b	hr	rbi	tb	slg%	bb	hbp	so	gdp	ob%	sf	sh	sb-att	po	a	e	fld%
2017	.000	23-13	0	0	0	0	0	0	0	0	.000	0	0	0	0	.000	0	0	0-0	1	10	2	.846
2018	.000	2-2	0	0	0	0	0	0	0	0	.000	0	0	0	0	.000	0	0	0-0	1	3	0	1.000
2019	.000	9-4	0	0	0	0	0	0	0	0	.000	0	0	0	0	.000	0	0	0-0	1	2	0	1.000
2020	.000	1-0	0	0	0	0	0	0	0	0	.000	0	0	0	0	.000	0	0	0-0	0	3	0	1.000
TOTAL	.000	35-19	0	0	0	0	0	0	0	0	.000	0	0	0	0	.000	0	0	0-0	3	18	2	.913

Year	era	w-l	app	gs	cq	sho	sv	ip	h	r	er	bb	so	2b	3b	hr	bf	bavg	wp	hbp	bk	sfa	sha
2017	3.17	2-2	21	10	0	0/3	0	46.1	45	28	21	33	29	5	1	2	222	.245	5	2	0	0	3
2018	9.33	0-0	8	3	0	0/0	0	12.0	18	18	16	12	6	3	0	5	66	.375	1	2	0	2	2
2019	2.71	2-0	9	3	1	1/1	0	20.2	18	11	8	19	13	4	1	2	100	.228	5	1	0	1	0
2020	2.40	2-0	5	2	1	0/1	0	11.2	7	9	4	10	7	2	0	2	55	.171	0	2	0	1	1
TOTAL	3.78	6-2	43	18	2	1/5	0	90.2	88	66	49	74	55	14	2	11	443	.250	11	7	0	4	6



Kentucky Softball Career Stats Individual Career History



Miranda Stoddard

Year	avg	gp-gs	ab	r	h	2b	3b	hr	rbi	tb	slg%	bb	hbp	so	gdp	ob%	sf	sh	sb-att	po	a	e	fld%
2020	.333	18-7	21	7	7	2	0	1	8	12	.571	5	2	4	0	.483	1	0	0-0	13	14	4	.871
TOTAL	.333	18-7	21	7	7	2	0	1	8	12	.571	5	2	4	0	.483	1	0	0-0	13	14	4	.871

Year	era	w-l	app	gs	cq	sho	sv	ip	h	r	er	bb	so	2b	3b	hr	bf	bavg	wp	hbp	bk	sfa	sha
2020	4.12	2-0	7	2	1	0/0	1	17.0	18	11	10	3	11	3	0	6	73	.257	1	0	0	0	0
TOTAL	4.12	2-0	7	2	1	0/0	1	17.0	18	11	10	3	11	3	0	6	73	.257	1	0	0	0	0

Bailey Vick

Year	avg	gp-gs	ab	r	h	2b	3b	hr	rbi	tb	slg%	bb	hbp	so	gdp	ob%	sf	sh	sb-att	po	a	e	fld%
2017	.321	58-58	156	21	50	9	0	0	8	59	.378	10	6	32	0	.384	0	8	10-16	26	0	0	1.000
2018	.357	55-54	157	27	56	1	0	0	11	57	.363	10	1	31	0	.399	0	1	17-19	50	4	2	.964
2019	.205	56-52	117	23	24	1	0	0	6	25	.214	8	2	14	0	.268	0	3	10-12	86	3	2	.978
2020	.571	23-23	63	33	36	4	2	0	11	44	.698	9	1	6	0	.630	0	10	8-9	45	3	1	.980
TOTAL	.337	192-187	493	104	166	15	2	0	36	185	.375	37	10	83	0	.394	0	22	45-56	207	10	5	.977