

Ole Miss

2020 FOOTBALL GAME NOTES

OLE MISS (0-1)

Rankings AP: NR | Coaches: RV
Last Game L, 35-51 (#5 Florida)
Streak L1
Head Coach Lane Kiffin
 Career Collegiate Record 61-35
 Years as College Head Coach 9th Season
 Record at Ole Miss 0-1
 Years at Ole Miss 1st Season
 Record vs. Kentucky 1-0

KENTUCKY (0-1)

Rankings AP: RV | Coaches: RV
Last Game L, 13-29 (#8 Auburn)
Streak L1
Head Coach Mark Stoops
 Career Collegiate Record 44-45
 Years as College Head Coach 8th Season
 Record at Florida 44-45
 Years at Florida 8th Season
 Record vs. Ole Miss 0-1

SERIES HISTORY

Series Record Ole Miss leads 27-14-1*
Original Record Ole Miss leads 28-14-1
In Lexington Kentucky leads 11-10-1
In Oxford Ole Miss leads 7-2*
At Neutral Site Ole Miss leads 10-1
Last Meeting 2017, in Lexington
First Meeting 1944, in Lexington
Current Streak Won 1
Largest Win OM: 37-7, 1956 | UK: 47-0, 1949
 * - 2010 Ole Miss win vacated due to NCAA ruling

QUICK FACTS

First Year of Football: 1893
Number of Seasons Playing Football: 126
All-Time Overall Record: 642-533-35
All-Time Bowl Record: 23-13
All-Time Overtime Record: 6-9

GAME

2



VS



DATE: Oct. 3, 2020

TIME: 3 p.m. CT

LOCATION: Kroger Field • Lexington, Ky.

TV: SECN - Taylor Zarzour (pxp), Matt Stinchcomb (analyst), Taylor McGregor (reporter)

HOME RADIO: David Kellum (pxp), Harry Harrison (analyst), Richard Cross (sidelines)

WHAT TO WATCH FOR

- Ole Miss and Kentucky will be meeting for the 44th time in a series that dates back to 1944.
- The Rebels lead the all-time series vs. the Wildcats 27-14-1 ... The original record is 28-14-1 but Ole Miss vacated a win in 2010 due to NCAA ruling.
- Kentucky holds an 11-10-1 edge in games played in Lexington, Kentucky.
- This is the third straight meeting between the two teams in Lexington.
- The home team has won the four of the last five contests in the series.
- Lane Kiffin** is in his first season on the sidelines at Ole Miss and ninth overall as a head coach.
- Eight different Rebels started their first game in an Ole Miss uniform Saturday vs. Florida: **Nick Broeker** (OL), **A.J. Finley** (FS), **Jakorey Hawkins** (CB), **KD Hill** (NT), **Jeremy James** (OL), **Reese McIntyre** (OL), **Tavius Robinson** (Buck), **Kenny Yeboah** (TE).
- Ole Miss ranks sixth in the country in total offense (613.0 ypg) and third in passing yards per game (443.0 ypg).
- The Rebels lead the nation in third down conversion percentage (.643).
- Ole Miss is second in the NCAA in net punting (49.0 ypp).
- Eleven Rebels (**Ryder Anderson**, **Mac Brown**, **Jared Farlow**, **Jaylon Jones**, **Luke Logan**, **Royce Newman**, **Hal Northern**, **D'Vaughn Pennamon**, **Jack Propst**, **MoMo Sanogo**, **Kenny Yeboah**) have earned their degrees and are eligible for the 2020 season.
- QB **Matt Corral** leads the SEC and is ranked sixth nationally in passing efficiency (203.5).

227

Elijah Moore's 227 receiving yards vs. Florida were the second-most in school history in a single game and the most by any receiver in the NCAA this season.

18.46

Ole Miss leads the nation with 18.46 yards per completion after tallying 443 passing yards on 24 completions last week vs. Florida.

600/400

In its season opener against the Gators, Ole Miss tallied 600 total yards and 400 passing yards in an SEC game for the first time since 1969.

2020 SCHEDULE



#5 Florida
 Sept. 26
 L, 35-51
 ESPN



at Kentucky
 Oct. 3
 3 p.m. CT
 SECN



Alabama
 Oct. 10
 TBD



at Arkansas
 Oct. 17
 TBD



Auburn
 Oct. 24
 TBD



at Vanderbilt
 Oct. 31
 3 p.m. CT
 SECN



South Carolina
 Nov. 14
 TBD



at Texas A&M
 Nov. 21
 TBD



Mississippi State
 Nov. 28
 TBD



at LSU
 Dec. 5
 TBD

OLE MISS ATHLETICS COMMUNICATIONS

Kyle Campbell.....Associate A.D.
Email: kyle@olemiss.edu
Duties: Primary Contact, Interviews

Brad SheffieldAssociate Director
Email: brads@olemiss.edu
Duties: Credentials, Notes, Player Interviews

Adam KuffnerAssociate Director
Email: kuffner@olemiss.edu
Duties: Flipcard, Stats

Alex SimsAssistant Director
Email: amsims@olemiss.edu
Duties: Digital Program

Mitch PraxlAssistant Director
Email: mjpraxl@olemiss.edu

Tyler WootenAssistant Director
Email: tjwooten@olemiss.edu

Connor Allen.....Communications Assistant
Email: callen7@go.olemiss.edu

Alex KirschCommunications Assistant
Email: adkirsch1@go.olemiss.edu

Madeline MarshallCommunications Assistant
Email: mgmarsh1@go.olemiss.edu

Ashley Mangrum.....Senior Staff Assistant
Email: ash1@olemiss.edu

SEC TELECONFERENCE

Coach Lane Kiffin will be available on the weekly SEC Teleconference every Wednesday from Aug. 28-Nov. 20, from 10-12:10 p.m. CT. The number is available through the SEC office at (205) 348-3000. Below is the order of participants. All times list are CT.

10:00 a.m. Ed Orgeron, LSU
10:10 a.m. Kirby Smart, Georgia
10:20 a.m. Dan Mullen, Florida
10:30 a.m. Derek Mason, Vanderbilt
10:40 a.m. Nick Saban, Alabama
10:50 a.m. Jeremy Pruitt, Tennessee
11:00 a.m. Sam Pittman, Arkansas
11:10 a.m. Will Muschamp, South Carolina
11:20 a.m. Break
11:30 a.m. Jimbo Fisher, Texas A&M
11:40 a.m. Mark Stoops, Kentucky
11:50 a.m. Mike Leach, Mississippi State
12:00 p.m. Eli Drinkwitz, Missouri
12:10 p.m. Gus Malzahn, Auburn
12:20 p.m. Lane Kiffin, Ole Miss

OLE MISS MEDIA SCHEDULE GAME WEEK

SUNDAY	MONDAY	TUESDAY	WEDNESDAY	THURSDAY	FRIDAY
• No practice	• Practice closed • Coach Kiffin virtual press conference at noon CT • Players available following Coach Kiffin	• Practice closed • Players available after practice virtually approximately noon CT	• SEC teleconference - Time TBD • Practice closed • Coach Kiffin available after practice virtually at 1:15 p.m. CT	• Practice closed • No interviews • Reb Talk radio show 6 p.m. at Bourne	• Practice closed • No interviews

WEEKLY MEDIA AVAILABILITY: Ole Miss will host its weekly fall press conferences every Monday at noon CT via Zoom. Lane Kiffin and various players will be made available virtually. Members of the media unable to join the Zoom interview may watch live on SEC Network+ (on the ESPN app). The interviews will also be made available Monday afternoon on Ole Miss' YouTube page and FTP site. Select players will be available during Monday's press conference and after practice on Tuesday. Coach Kiffin will be available on Monday and after practice on Wednesday. All media interviews will be held virtually via Zoom. There is no availability on Thursday or Friday.

PRACTICES: All practices are closed to media and the public.

AUDIO/VIDEO RESTRICTIONS: Press conferences, media opportunities and any form of competition may not be broadcast live, including Facebook Live and related media, without prior consent of the athletics department. Use of footage from practices is limited to three minutes per day. This includes content attained via FTP, which should be credited to Ole Miss Sports Productions. Ole Miss offers free FTP downloads of practice footage, interviews and game highlights for television stations to use during regularly scheduled news/sportscasts. To access the Ole Miss FTP site, please contact Seth Austin with Ole Miss Sports Productions at saaustin@olemiss.edu or 662-816-3436.

WORKING CREDENTIALS: Credential requests will be handled on a single-game basis and should be submitted by the editor/sports director of your media outlet. Ole Miss' credentialing website, www.sportssystem.com/OleMiss, will be available to accept requests 10 days prior to each game (two Wednesdays before) and will close the Wednesday before the game at noon CT. Approvals will take place Wednesday afternoon. The site is currently available for the Florida game. Approved media will receive a COVID screening form on Friday of game week that must be completed in order to receive credentials on Saturday. No credentials will be mailed out. Approved media will receive a unique parking pass via email, and game credentials will be picked up at media check-in. Recognized media members that are denied gameday credentials due to space limitations may be provided virtual credentials for the postgame press conferences.

PHOTOGRAPHERS: Pursuant with SEC guidelines, six media photographers/videographers will be credentialed per game -- two pool shooters on the field and four shooters in the stands. The pool shooters will share their content with other media outlets and will receive details on the process of posting their content on the SEC media portal after the game. Both options may be applied for at the credentialing website. The two pool shooters, which is expected to be one local media photographer and one local TV videographer, must participate in required COVID screening consistent with institutional personnel permitted on the field. One shooter will be assigned to each end of the field. Shooters may move from sideline-to-sideline during the game by moving behind the end zone. At no time may a pool shooter come within six feet of the bench area or move behind the bench area. Shooters will not be permitted to leave the sideline area during the game. There will be a work space off the northeast corner of the field (old photo workroom is not available this season). Per NCAA rule, images or likeness of current student-athletes may not be sold, distributed or used for commercial purposes.

GAMEDAY PARKING: Gameday media parking will be located in the garage adjacent to The Pavilion. Each pass is for a specific numbered parking spot. Cars parked in the wrong spot will be towed. Approved media will receive a unique parking pass via e-mail through the credentialing system.

MEDIA GAMEDAY CHECK-IN: Media check-in will take place in The Pavilion Club. Media should exit the garage on the stadium side and walk along the outside of the building to the club entrance. After check-in, media members will enter Gate 35 on the west side of the stadium. Check-in will begin three and a half (3.5) hours prior to kickoff, and media are encouraged to arrive early. Media must wear a face covering at all times.

RECRUITS: Media are not permitted to have contact with a prospect -- from when they check in until after they have checked out or concluded their visit and are no longer inside our facilities. Media are also forbidden from having direct contact with the prospects' family members who are present at the visit. In addition, media may not be present during any recruiting contact and may not video or photograph a prospect during a visit.

OLE MISS STYLE GUIDE

LOGO



COLORS

Cardinal Red (PMS 186)
Navy Blue (PMS 2767)

MASCOT



TONY

NAME

Ole Miss (preferred)
University of Mississippi
~~Mississippi~~

NICKNAME

Rebels

TEAM STATISTICS

OLE MISS	OPPONENT	CATEGORY	KENTUCKY	OPPONENT
35	51	Total Points	13	29
29	32	First Downs	21	16
13	9	By Rushing	10	4
1	21	By Passing	10	10
1	2	By Penalty	1	2
170	196	Rushing Yards	169	91
45	29	Rushing Attempts	40	30
3.8	6.8	Yards Per Rush	3.6	3.0
170.0	196.0	Rushing Yards Per Game	169.0	91.0
443	446	Passing Yards	239	233
24-33	31-45	Pass Completions-Attempts	24-38	16-27
443.0	446.0	Passing Yards Per Game	239.0	233.0
613	642	Total Offense	384	324
78	74	Total Offensive Plays	78	57
613.0	642.0	Total Offense Per Game	384.0	324.0
0-0	2-0	Fumbles-Lost	2-2	2-0
4-45	4-40	Penalties-Yards	4-40	7-55

INDIVIDUAL STATISTICS

OLE MISS

Rushing	Att.	Yds.	Avg.	TD
Jerrion Ealy	16	79	4.9	1
Matt Corral	13	50	3.8	0
Snoop Conner	8	26	3.2	1

Passing	Comp.	Att.	Yds.	TD/Int.
Matt Corral	22	31	395	3/1
Dontario Drummond	1	1	45	0/0

Receiving	Rec.	Yds.	Avg.	TD
Elijah Moore	10	227	22.7	0
Kenny Yeboah	5	91	18.2	1
Dontario Drummond	2	60	30.0	2

Punting	No.	Yds.	Avg.	Long
Mac Brown	3	147	49.0	54

Punt Returns	No.	Yds.	Avg.	Long
-	-	-	-	-

Kickoff Returns	No.	Yds.	Avg.	Long
Jerrion Ealy	2	38	19.0	19

Scoring	TD	FG	PAT	Total
Dontario Drummond	2	0	0	12

Tackles	UT-AT	TT	TFL	Other
Keidron Smith	8-4	12	0.0	1 PBU
Jacquez Jones	4-4	8	0.5	-
Jaylon Jones	4-3	7	0.0	-
Tariqious Tisdale	2-3	5	1.5	-

KENTUCKY

Rushing	Att.	Yds.	Avg.	TD
Kavosiey Smoke	7	62	8.9	1
Terry Wilson	13	42	3.2	0
Asim Rose	10	31	3.1	0

Passing	Comp.	Att.	Yds.	TD/Int.
Terry Wilson	24	37	239	1/1
Josh Ali	0	1	0	0/0

Receiving	Rec.	Yds.	Avg.	TD
Josh Ali	9	98	10.9	0
Allen Dailey	2	42	21.0	0
Asim Rose	4	37	9.3	0

Punting	No.	Yds.	Avg.	Long
Max Duffy	4	212	53.0	75

Punt Returns	No.	Yds.	Avg.	Long
Josh Ali	1	6	6.0	6

Kickoff Returns	No.	Yds.	Avg.	Long
Zach Johnson	3	72	24.0	28

Scoring	TD	FG	PAT	Total
Akeem Hayes	1	0	0	6

Tackles	UT-AT	TT	TFL	Other
Jamin Davis	5-0	5	1.0	1 SACK
Brandin Echols	4-1	5	0.0	-
Yusuf Corker	3-2	5	0.0	1 PBU
DeAndre Square	3-2	5	0.5	1 QBH

LAST FIVE GAMES AGAINST KENTUCKY

Nov. 4, 2017 • Lexington, Ky. • Ole Miss 37, Kentucky 34: Freshman receiver D.K. Metcalf won a jump ball in the corner of the end zone for the game-winning touchdown with 0:05 left on the clock. Quarterback Jordan Ta'amu was 31-for-40 for 382 yards and four scores, including two to Metcalf in the SEC road victory.

Nov. 5, 2011 • Lexington, Ky. • Kentucky 30, Ole Miss 13: Freshman Nickolas Brassell totaled 96 all-purpose yards and a touchdown, but Ole Miss fell to Kentucky 30-13 at Commonwealth Stadium. Ole Miss used two field goals (31, 37) by junior Bryson Rose to take a 6-0 lead after the first quarter but UK scored 20 points in the fourth quarter to close out the win.

Oct. 2, 2010 • Oxford, Miss. • Ole Miss 42, Kentucky 35: Quarterback Jeremiah Masoli wasn't amazing, but thanks to some help from his defense, he was certainly opportunistic as Ole Miss beat Kentucky 42-35. Ole Miss pulled away in the second half, putting together drives of 75 and 60 yards, respectively, to take a 35-20 lead by the end of the third

quarter. The Rebels added another touchdown early in the fourth quarter on a 4-yard pass from Masoli to Ferbia Allen for a 42-20 lead. Ole Miss' Brandon Bolden rushed for 108 yards and a touchdown on 23 carries. It was his first 100-yard rushing game against an SEC opponent.

Sept. 16, 2006 • Lexington, Ky. • Kentucky 31, Ole Miss 14: Myron Pryor caused three key turnovers and Dicky Lyons Jr. caught his fifth and sixth touchdowns of the season as Kentucky defeated Ole Miss 31-14 to win its first SEC opener in 19 years. Ole Miss got on the board first after Rafael Little fumbled, giving the ball to the Rebels near midfield.

Sept. 22, 2005 • Oxford, Miss. • Ole Miss 13, Kentucky 7: Micheal Spurlock passed for 198 yards and a touchdown and Mico McSwain had 104 yards rushing as Ole Miss held off Kentucky 13-7. The Wildcats were held to 47 yards in the first half, lost three fumbles and punted eight times. Matt Hinkle hit field goals of 45 and 18 yards, but the Rebels missed four field goals. The Rebels forced two turnovers in an 11-second span in the second quarter, but scored just three points off them.

TOP REBEL PERFORMANCES VS. KENTUCKY

INDIVIDUAL

Rushing Yards: Deuce McAllister, 24-188, 10-10-1998
 Passing Yards: Archie Manning, 33-52-1-436 (2 TDs); 10-4-1969
 Receptions: Floyd Franks, 13-191 (TD); 10-4-1969
 Receiving Yards: Floyd Franks, 13-191 (TD); 10-4-1969
 All-Purpose: John Avery, 292; 10-25-1997
 Scoring: Archie Manning, 18 (3 TDs); 10-4-1969
 Kickoff Return yards: Deuce McAllister, 152 (6 ret); 10-16-1999

TEAM

Points Scored: 42 (W, 42-31); 2001 in Lexington
 Points Allowed: 47 (L, 0-47); 1949 in Oxford

SERIES HISTORY

Ole Miss leads 26-14-1

Original Record: Ole Miss leads 27-14-1
 In Oxford: Ole Miss leads 7-2
 Original Record in Oxford: Ole Miss leads 8-2
 In Lexington: Kentucky leads 11-9-1
 In Jackson: Ole Miss leads 5-1
 In Memphis: Ole Miss leads 5-0

Longest Ole Miss Win Streak: 8, 1956-1963
 Longest Kentucky Win Streak: 2, 3x, MR: 1978-1979

Largest Margin of Victory: . . . 30 (37-7), 1956 in Memphis
 Largest Margin of Defeat: 47, (47-0), 1949 in Oxford

Year Site.....Score

1944 Lexington.....L, 7-27
 1945 Memphis.....W, 21-7
 1946 Lexington.....L, 6-20
 1947 Oxford.....W, 14-7
 1948 Lexington.....W, 20-7
 1949 Oxford.....L, 0-46
 1950 Lexington.....L, 0-27
 1951 Oxford.....W, 21-17
 1952 Lexington.....T, 13-13
 1953 Oxford.....W, 22-6
 1954 Memphis.....W, 28-6
 1955 Lexington.....L, 14-21
 1956 Memphis.....W, 37-7
 1957 Lexington.....W, 15-0
 1958 Memphis.....W, 27-6
 1959 Lexington.....W, 16-0
 1960 Memphis.....W, 21-6
 1961 Lexington.....W, 20-6
 1962 Jackson.....W, 14-0
 1963 Lexington.....W, 31-7
 1964 Jackson.....L, 21-27
 1965 Lexington.....L, 7-16
 1966 Jackson.....W, 17-0
 1967 Lexington.....W, 26-13
 1968 Jackson.....W, 30-14
 1969 Lexington.....L, 9-10
 1970 Jackson.....W, 20-17
 1971 Lexington.....W, 34-20
 1978 Oxford.....L, 17-24
 1979 Lexington.....L, 3-14
 1986 Jackson.....W, 33-13
 1987 Lexington.....L, 6-35
 1990 Oxford.....W, 35-29
 1991 Lexington.....W, 35-14
 1992 Oxford.....W, 24-14
 1993 Lexington.....L, 0-21
 2000 Oxford.....W, 35-17
 2001 Lexington.....W, 42-31
 2005 Oxford.....W, 13-7
 2006 Lexington.....L, 14-31
 2010 Oxford.....W, 42-35*
 2011 Lexington.....L, 13-30
 2017 Lexington.....W, 37-34

* - Win vacated due to NCAA ruling

2		MATT CORRAL 6-1 205 So. Ventura, Calif.	<table><tr><th>COMP</th><th>ATT</th><th>YDS</th><th>TD/INT</th></tr><tr><td>22</td><td>31</td><td>395</td><td>3/1</td></tr></table>	COMP	ATT	YDS	TD/INT	22	31	395	3/1	LAST GAME: Set career marks in yards (395), touchdowns (3) and completions (22-for-31) vs. Florida NOTES: Appeared in 10 games in 2019, starting four at quarterback ... Led the team with 1,362 passing yards and six passing TDs ... Named SEC Freshman of the Week after performance in 2019 SEC Opener vs. Arkansas ... Appeared in four games and was redshirted in 2018 ... Former U.S. Army All-American, 4-star prospect.
COMP	ATT	YDS	TD/INT									
22	31	395	3/1									
10		JOHN RHYSLUMLEE 6-0 200 So. Hattiesburg, Miss.	<table><tr><th>PASS YDS</th><th>RUSH YDS</th><th>REC YDS</th><th>TD</th></tr><tr><td>3</td><td>4</td><td>6</td><td>0</td></tr></table>	PASS YDS	RUSH YDS	REC YDS	TD	3	4	6	0	LAST GAME: Recorded yards passing, rushing and receiving vs. Florida NOTES: 2019 Freshman All-American ... Appeared in 9 games, starting 8 at QB ... Finalist for C Spire Conerly Trophy ... Holds Ole Miss freshman records for rushing (1,023 yards), total TDs (16) ... Finished 8th in country w/ 113.7 rush yards/game, highest among freshmen ... Also plays for Ole Miss baseball team.
PASS YDS	RUSH YDS	REC YDS	TD									
3	4	6	0									
9		JERRION EALY 5-8 190 So. Walnut Grove, Miss.	<table><tr><th>ATT</th><th>YDS</th><th>AVG</th><th>TD</th></tr><tr><td>16</td><td>79</td><td>4.9</td><td>1</td></tr></table>	ATT	YDS	AVG	TD	16	79	4.9	1	LAST GAME: Ran 16 times, netting 79 yards on the ground with one touchdown vs. Florida NOTES: 2019 Freshman All-American ... 2019 All-SEC ... 2020 Preseason All-SEC ... Appeared in 12 games, starting four at RB as a true freshman, also holding KOR duties ... Finished season w/ 6 rush TDs, 2nd-most ever by an Ole Miss freshman ... Returned one kick for a TD in 2019 ... Also plays for Ole Miss baseball team.
ATT	YDS	AVG	TD									
16	79	4.9	1									
84		KENNY YEBOAH 6-4 240 Sr. Allentown, Pa.	<table><tr><th>REC</th><th>YDS</th><th>AVG</th><th>TD</th></tr><tr><td>5</td><td>91</td><td>18.2</td><td>1</td></tr></table>	REC	YDS	AVG	TD	5	91	18.2	1	LAST GAME: Caught five passes for 91 yards and one touchdown as starting TE in his Rebel debut vs. UF NOTES: Transferred from Temple in 2020 and joined Ole Miss for spring workouts ... Appeared in 38 career games at Temple from 2016-19, including 11 starts at TE ... Hauled in 47 catches for 538 yards and six touchdowns over his four years with the Owls ... 2019: 11 GP, 8 GS, 19 REC, 233 YDS, 5 TD.
REC	YDS	AVG	TD									
5	91	18.2	1									
8		ELIJAH MOORE 5-9 185 Jr. Fort Lauderdale, Fla.	<table><tr><th>REC</th><th>YDS</th><th>AVG</th><th>TD</th></tr><tr><td>10</td><td>227</td><td>22.7</td><td>0</td></tr></table>	REC	YDS	AVG	TD	10	227	22.7	0	LAST GAME: Notched 2nd-most receiving yds (227) and most vs. an SEC opponent in Rebel history vs. UF NOTES: 2020 Preseason All-SEC 3rd Team ... 2019 All-SEC 3rd Team (Athlon) ... 2019 Biletnikoff Watch List ... Led team in receptions, yards and TDs in 2019 ... Finished No. 5 in the SEC in receptions per game (5.6) and No. 9 in receiving yards per game (70.8) ... Has appeared in all 24 games since arriving on campus, starting all 12 in 2019.
REC	YDS	AVG	TD									
10	227	22.7	0									
11		DONTARIO DRUMMOND 6-0 215 Sr. Laurel, Miss.	<table><tr><th>REC</th><th>YDS</th><th>AVG</th><th>TD</th></tr><tr><td>2</td><td>60</td><td>30.0</td><td>2</td></tr></table>	REC	YDS	AVG	TD	2	60	30.0	2	LAST GAME: Hauled in first two TD catches as a Rebel for a career-high 60 yards vs. Florida NOTES: Started all 12 games at WR as a true freshman ... Recorded catches in six of 12 games last season ... Caught first career touchdown as part of a career-high 74-yard day in 2019 at Alabama ... 2019 Under Armour All-American ... Former 4-star prospect ... Clarion Ledger Dandy Dozen ... No. 6 prospect in MS.
REC	YDS	AVG	TD									
2	60	30.0	2									
64		NICK BROEKER 6-4 305 So. Springfield, Ill.	<table><tr><th>GS</th><th>RUSH/G</th><th>PASS/G</th><th>PPG</th></tr><tr><td>1</td><td>170.0</td><td>443.0</td><td>35.0</td></tr></table>	GS	RUSH/G	PASS/G	PPG	1	170.0	443.0	35.0	LAST GAME: Made first career start at left tackle and 13th career appearance vs. Florida NOTES: 2019 Freshman All-American (247Sports, Pro Football Focus) ... Appeared in all 12 games as a true freshman at the LT position, amassing 474 snaps ... Allowed just one sack in 213 pass block snaps ... Did not miss an assignment, allow a sack or QB hurry in 2019 SEC debut vs. Arkansas ... Former 4-star prospect.
GS	RUSH/G	PASS/G	PPG									
1	170.0	443.0	35.0									
56		REECE MCINTYRE 6-4 315 R-Fr. Buford, Ga.	<table><tr><th>GS</th><th>RUSH/G</th><th>PASS/G</th><th>PPG</th></tr><tr><td>1</td><td>170.0</td><td>443.0</td><td>35.0</td></tr></table>	GS	RUSH/G	PASS/G	PPG	1	170.0	443.0	35.0	LAST GAME: Made first career start and second career appearance vs. Florida NOTES: Appeared in one game in 2019 as a true freshman ... Made Rebel debut on Nov. 9 vs. New Mexico State ... Unanimous 3-star prospect according to 247Sports, Rivals and ESPN ... Led Buford HS to 10-3 record, Class 5A Quarterfinals in Georgia State Playoffs ... Two-time All-State honoree.
GS	RUSH/G	PASS/G	PPG									
1	170.0	443.0	35.0									
55		BEN BROWN 6-5 315 Jr. Vicksburg, Miss.	<table><tr><th>GS</th><th>RUSH/G</th><th>PASS/G</th><th>PPG</th></tr><tr><td>1</td><td>170.0</td><td>443.0</td><td>35.0</td></tr></table>	GS	RUSH/G	PASS/G	PPG	1	170.0	443.0	35.0	LAST GAME: Made 25th consecutive start and first start at center vs. Florida NOTES: Made transition to starting center role during 2020 fall camp ... Had started 25 consecutive games at right guard (2018-19) and center (2020) ... Played a total of 851 snaps in 2019, with 765 coming at right guard and 99 at center ... 2018 SEC All-Freshman ... Redshirted in 2017 ... Two-time SEC Academic Honor Roll.
GS	RUSH/G	PASS/G	PPG									
1	170.0	443.0	35.0									
78		JEREMY JAMES 6-5 330 R-Fr. Cumming, Ga.	<table><tr><th>GS</th><th>RUSH/G</th><th>PASS/G</th><th>PPG</th></tr><tr><td>1</td><td>170.0</td><td>443.0</td><td>35.0</td></tr></table>	GS	RUSH/G	PASS/G	PPG	1	170.0	443.0	35.0	LAST GAME: Made first career start and third career appearance vs. Florida NOTES: Appeared in two games and was redshirted in 2019 ... Made Rebel debut on Nov. 9 against New Mexico State ... Also appeared on Nov. 16 against LSU ... Former 3-star prospect according to Rivals, 247Sports and ESPN ... Three-time All-Region selection.
GS	RUSH/G	PASS/G	PPG									
1	170.0	443.0	35.0									
72		ROYCE NEWMAN 6-6 310 Sr. Nashville, Ill.	<table><tr><th>GS</th><th>RUSH/G</th><th>PASS/G</th><th>PPG</th></tr><tr><td>1</td><td>170.0</td><td>443.0</td><td>35.0</td></tr></table>	GS	RUSH/G	PASS/G	PPG	1	170.0	443.0	35.0	LAST GAME: Made 33rd career appearance, 13th career start (first at RT) vs. Florida NOTES: Has appeared in 33 career games, starting 13 ... Started all 12 games at left guard last season ... Allowed just one sack in 416 pass blocking snaps ... Graded above 80 percent in pass blocking in four games ... Played a total of 895 snaps, with 768 coming at left guard and 141 at right guard.
GS	RUSH/G	PASS/G	PPG									
1	170.0	443.0	35.0									
92		LUKE LOGAN 5-11 180 Sr. Hattiesburg, Miss.	<table><tr><th>FG</th><th>LONG</th><th>PAT</th><th>PTS</th></tr><tr><td>0/1</td><td>-</td><td>3/3</td><td>3</td></tr></table>	FG	LONG	PAT	PTS	0/1	-	3/3	3	LAST GAME: Was 3-for-3 on PAT attempts and missed his only FG attempt (42 yards) vs. Florida NOTES: Appeared in all 12 games as Rebels' primary place kicker in 2019 ... 2019 Lou Groza Watch List ... Was 11-for-19 on FG attempts (Long: 41) ... Finished 2nd on the team w/ 68 points scored ... 2018: 3rd in SEC in scoring, 22-for-27 FG (2nd-most FGM in school history) ... Three-time SEC Academic Honor Roll.
FG	LONG	PAT	PTS									
0/1	-	3/3	3									
96		MAC BROWN 6-3 205 Sr. Eden Prairie, Minn.	<table><tr><th>PUNTS</th><th>AVG</th><th>LONG</th><th>IN 20</th></tr><tr><td>3</td><td>49.0</td><td>54</td><td>1</td></tr></table>	PUNTS	AVG	LONG	IN 20	3	49.0	54	1	LAST GAME: Bested his 2019 average (44.3) by nearly five yards (49.0) on three punts vs. Florida NOTES: Third season as team's starting punter ... Punted 57 times in 2019 for average of 44.3 yards/punt, good for No. 21 nationally ... 2019 Ray Guy, Wuerffel and Mortell Award Watch Lists ... 2019 SEC Community Service Team ... Allstate AFCA Good Works Team Nominee ... Two-time SEC Academic Honor Roll.
PUNTS	AVG	LONG	IN 20									
3	49.0	54	1									

22 DE		TARIQIOUS TISDALE 6-5 295 Sr. Lexington, Tenn. <table> <tr> <th>TACKLES</th><th>TFL</th><th>SACK</th><th>QBH</th></tr> <tr> <td>5</td><td>1.5</td><td>0.0</td><td>0</td></tr> </table>	TACKLES	TFL	SACK	QBH	5	1.5	0.0	0	LAST GAME: Tied career high, led team with 1.5 tackles for loss, finishing with five total tackles vs. Florida NOTES: Appeared in all 12 games in 2019 ... Has appeared in all 25 games since transferring from Northwest Miss. CC in 2018 ... Finished with 28 total tackles in 2019 with 3.5 TFL and two sacks ... Registered 33 total tackles, 3.0 TFL and one sack in 2018 ... Two-time AD's Fall Academic Honor Roll.
TACKLES	TFL	SACK	QBH								
5	1.5	0.0	0								
89 DT		RYDER ANDERSON 6-6 275 Sr. Katy, Texas <table> <tr> <th>TACKLES</th><th>TFL</th><th>SACK</th><th>QBH</th></tr> <tr> <td>2</td><td>0.0</td><td>0.0</td><td>3</td></tr> </table>	TACKLES	TFL	SACK	QBH	2	0.0	0.0	3	LAST GAME: Tied career high with three QB hurries, adding two tackles vs. Florida NOTES: Appeared in the first five contests of the year in 2019, starting four, before suffering a season-ending knee injury at Alabama ... Finished the season with 14 total tackles, including 2.5 tackles for loss and two sacks ... Appeared in 12 games, starting two in 2018 ... Totaled 33 tackles, 4.0 TFL in 2018.
TACKLES	TFL	SACK	QBH								
2	0.0	0.0	3								
55 NT		KD HILL 6-1 320 So. Eufaula, Ala. <table> <tr> <th>TACKLES</th><th>TFL</th><th>SACK</th><th>QBH</th></tr> <tr> <td>1</td><td>0.5</td><td>0.0</td><td>0</td></tr> </table>	TACKLES	TFL	SACK	QBH	1	0.5	0.0	0	LAST GAME: Shared a tackle for loss in first career start vs. Florida NOTES: Made 11 appearances in 2019 as a reserve defensive lineman ... Recorded first career tackle in 31-6 win over Vanderbilt ... Appeared in two games and was redshirted in 2018 ... Made Rebel debut 9/8/2018 vs. Southern Ill. ... Former 3-star prospect ... Played in Mississippi/Alabama All-Star Game.
TACKLES	TFL	SACK	QBH								
1	0.5	0.0	0								
95 BUCK		TAVIUS ROBINSON 6-7 245 Jr. Guelph, Ontario <table> <tr> <th>TACKLES</th><th>TFL</th><th>SACK</th><th>QBH</th></tr> <tr> <td>3</td><td>0.0</td><td>0.0</td><td>0</td></tr> </table>	TACKLES	TFL	SACK	QBH	3	0.0	0.0	0	LAST GAME: Recorded three tackles in first career start vs. Florida NOTES: Transferred to Ole Miss from Guelph (Ontario) over the summer after 2020 U Sports season was cancelled ... Granted immediate eligibility by the NCAA in August ... Potential impact player on the defensive line ... Recorded 39 tackles, 11.5 TFL, 8.5 sacks last season.
TACKLES	TFL	SACK	QBH								
3	0.0	0.0	0								
13 BUCK		SAM WILLIAMS 6-4 265 Sr. Montgomery, Ala. <table> <tr> <th>TACKLES</th><th>TFL</th><th>SACK</th><th>FF</th></tr> <tr> <td>3</td><td>1.0</td><td>1.0</td><td>1</td></tr> </table>	TACKLES	TFL	SACK	FF	3	1.0	1.0	1	LAST GAME: Led Ole Miss with one sack and one forced fumble, totaled three tackles vs. Florida NOTES: Played in all 12 games, starting eight at OLB in 2019 ... Led team with six sacks ... Forced one fumble and tallied two tackles in Rebel debut vs. Memphis ... Transferred to Ole Miss from Northeast Miss. CC for 2019 spring practice ... Former 4-star prospect ... NJCAA All-American.
TACKLES	TFL	SACK	FF								
3	1.0	1.0	1								
0 WILL		LAKIA HENRY 5-11 235 Sr. Vidalia, Ga. <table> <tr> <th>TACKLES</th><th>TFL</th><th>SACK</th><th>PBU</th></tr> <tr> <td>4</td><td>1.0</td><td>0.0</td><td>1</td></tr> </table>	TACKLES	TFL	SACK	PBU	4	1.0	0.0	1	LAST GAME: Filled stat sheet with four tackles, one TFL, one pass breakup and one QB hurry vs. UF NOTES: Started every game at ILB for Ole Miss in 2019 ... Led team in total tackles with 88 ... Led team with seven tackles in Rebel debut vs. Memphis ... Made first career TFL in SEC debut vs. Arkansas ... Named to PFF SEC Team of the Week after 11-tackle performance vs. Cal ... Former No. 1 JUCO ILB, 4-star prospect.
TACKLES	TFL	SACK	PBU								
4	1.0	0.0	1								
32 MIKE		JACQUEZ JONES 6-0 235 Jr. Tuscaloosa, Ala. <table> <tr> <th>TACKLES</th><th>TFL</th><th>SACK</th><th>QBH</th></tr> <tr> <td>8</td><td>0.5</td><td>0.0</td><td>0</td></tr> </table>	TACKLES	TFL	SACK	QBH	8	0.5	0.0	0	LAST GAME: Was second on the team with eight tackles, including a shared tackle for loss vs. Florida NOTES: Appeared in all 12 games, starting nine at ILB in 2019 ... Second on the team in tackles ... Led team with nine tackles, half a sack, 1.5 TFL in 2019 SEC Opener vs. Arkansas ... Named to 2018 SEC All-Freshman team after appearing in all 12 games as a true freshman ... Former 4-star prospect.
TACKLES	TFL	SACK	QBH								
8	0.5	0.0	0								
46 MIKE		MOMO SANOGO 6-1 240 Jr. Plano, Texas <table> <tr> <th>TACKLES</th><th>TFL</th><th>SACK</th><th>QBH</th></tr> <tr> <td>3</td><td>0.0</td><td>0.0</td><td>1</td></tr> </table>	TACKLES	TFL	SACK	QBH	3	0.0	0.0	1	LAST GAME: Recorded three tackles and one QB hurry vs. Florida, first game action since Sept. 7, 2019 NOTES: Appeared in two games, starting one before suffering season-ending right ankle injury in the second game of the 2019 season ... Started all 12 games at linebacker in 2018 ... Finished third in the SEC with 9.3 tackles per game and fifth with 112 total tackles ... Played in 11 games as a freshman in 2017.
TACKLES	TFL	SACK	QBH								
3	0.0	0.0	1								
14 STAR		DAYLEN GILL 5-11 220 Jr. Louisville, Miss. <table> <tr> <th>TACKLES</th><th>TFL</th><th>SACK</th><th>QBH</th></tr> <tr> <td>3</td><td>0.5</td><td>0.0</td><td>0</td></tr> </table>	TACKLES	TFL	SACK	QBH	3	0.5	0.0	0	LAST GAME: Totaled three tackles including a shared tackle for loss in Rebel debut vs. Florida NOTES: Member of 2020 signing class ... Enrolled early and participated in spring workouts ... 2019 NJCAA All-American ... Led Jones College with 61 tackles, 17.0 TFL as a sophomore ... Added 3.5 sacks, one INT, five QB hurries, one forced fumble and one fumble recovery.
TACKLES	TFL	SACK	QBH								
3	0.5	0.0	0								
20 CB		KEIDRON SMITH 6-2 195 Jr. West Palm Beach, Fla. <table> <tr> <th>TACKLES</th><th>TFL</th><th>INT</th><th>PBU</th></tr> <tr> <td>12</td><td>0.0</td><td>0</td><td>1</td></tr> </table>	TACKLES	TFL	INT	PBU	12	0.0	0	1	LAST GAME: Led Ole Miss with a career-high 12 tackles and broke up one pass vs. Florida NOTES: Appeared in all 12 games, including eight starts at CB in 2019 ... Led team with eight PBU, totaled 48 tackles (3.5 TFL) last season ... Named to PFF SEC Team of the Week after LSU game ... Appeared in all 12 games, made four starts as a freshman ... Former 3-star prospect.
TACKLES	TFL	INT	PBU								
12	0.0	0	1								
38 SS		JAYLON JONES 5-11 195 Sr. Allen, Texas <table> <tr> <th>TACKLES</th><th>TFL</th><th>INT</th><th>PBU</th></tr> <tr> <td>7</td><td>0.0</td><td>0</td><td>0</td></tr> </table>	TACKLES	TFL	INT	PBU	7	0.0	0	0	LAST GAME: Finished third on the team with seven tackles vs. Florida NOTES: 2020 Chucky Mullins Courage Award Winner ... Moved to strong safety after spending majority of career at CB ... Appeared in 10 games with four starts at CB in 2019, missing action late in season due to knee sprain ... Tallied five PBU, four TFL ... Missed most of 2018 with ACL injury suffered in opener.
TACKLES	TFL	INT	PBU								
7	0.0	0	0								
21 FS		A.J. FINLEY 6-2 200 So. Mobile, Ala. <table> <tr> <th>TACKLES</th><th>TFL</th><th>INT</th><th>PBU</th></tr> <tr> <td>2</td><td>0.0</td><td>1</td><td>0</td></tr> </table>	TACKLES	TFL	INT	PBU	2	0.0	1	0	LAST GAME: Notched first career interception, added two tackles in first career start vs. Florida NOTES: Appeared in all 12 games in 2019 as a backup defensive back and on special teams ... Recorded 16 tackles on the season with two tackles for loss ... Registered two fumble recoveries, both on special teams coverage ... Former 3-star prospect.
TACKLES	TFL	INT	PBU								
2	0.0	1	0								
23 CB		JAKOREY HAWKINS 5-11 195 So. Montgomery, Ala. <table> <tr> <th>TACKLES</th><th>TFL</th><th>INT</th><th>PBU</th></tr> <tr> <td>4</td><td>0.0</td><td>0</td><td>1</td></tr> </table>	TACKLES	TFL	INT	PBU	4	0.0	0	1	LAST GAME: Broke up one pass and notched a career-high four tackles in first career start vs. Florida NOTES: Appeared in all 12 games last season, primarily on special teams ... Played in four games and was redshirted in 2018 ... Made Rebel debut 9/18/18 vs. Southern Illinois ... Made SEC debut 10/13/18 vs. Arkansas ... Former 3-star prospect.
TACKLES	TFL	INT	PBU								
4	0.0	0	1								

RADIO AFFILIATES

City	Station (Frequency)
Amory	WAMY-AM (1580 AM)
Batesville	WTNM-FM (93.7)
Brookhaven	WBKN-FM (92.1)
Cornith	WXRZ-FM (94.3)
Greenwood	WYMX-FM (99.1)
Hattiesburg	WFMM-FM (97.3)
Hazlehurst	WDXO-FM (92.9)
Jackson	WFMN-FM (97.3)
Laurel	WLAU-FM (99.3)
McComb	WMPK-FM (93.5)
Memphis	WHBQ-AM (560 AM)
Meridian	WZKR-FM (103.3)
Natchez	WKSO-FM (97.3)
Ocean Springs	WOSM-FM (103.1)
Oxford	WOXF-FM (105.1)
Philadelphia	WHOC-AM (1490 AM)
Prentiss	WJDR-FM (98.3)
Tupelo	WFTA-FM (101.9)
Vicksburg	WVBG-AM (1420 AM)
Water Valley	WQLJ-FM (105.5)
Waynesboro	WABO-AM (990 AM)
Nationwide	Satellite Radio (Sirius XM)
Worldwide	Internet Streaming (Sidearm/Tuneln)

Affiliate list subject to change.

OLE MISS

The University of Mississippi

No. 1 Most Beautiful Campus (Newsweek)
 Top 20 Best Buy Colleges (Forbes)
 Top 10 Safest Campuses in the Nation (CollegeSafe.com)
 Top 10 Accountancy School (Public Accounting Report)
 Top 5 Law School for value & job placement (National Jurist)
 Carnegie R-1: Doctoral University - Highest Research Activity

Tailgating in The Grove

Nation's No. 1 Tailgating School (Sports Illustrated)
 "Top Tailgating Spot" (Tailgater Monthly)
 "The Holy Grail of tailgating sites" (The Sporting News)
 "The mother and mistress of outdoor ritual mayhem"
 (New York Times)
 "The mecca of tailgating in American sports"
 (Columbia Missourian)
 "In Oxford lies the most magical place on all of God's
 green, football-playing Earth: the Grove." (SI on Campus)

OXFORD, MISSISSIPPI

No. 2 College Town in America (Livability.com)
 No. 2 College Football Town (NCAA.com)
 Top 6 College Towns in America (USA Today)
 No. 7 College Football Town (Sports Illustrated)
 Top 10 Coolest College Towns in America (Travel & Leisure)
 Top 20 Best Small Towns in America (Smithsonian)
 100 Best Small Towns (USA Today)
 Top 100 Places to Live (Money Magazine)

OLE MISS HEAD COACH LANE KIFFIN

Lane Kiffin (Fresno State, 1998) is in his first season at Ole Miss, taking the reins for the Rebels as the 39th head coach in program history. Kiffin, who won two Conference USA titles in three seasons at Florida Atlantic, has more than 10 years of head coaching experience, including eight years at the NCAA level where he has posted an all-time record of 61-35. In December 2016, Kiffin took over an FAU program that had won a total of nine combined games over the previous three seasons. Kiffin proceeded to take the Owls to new heights over the last three years, including two conference titles and two 10-win seasons. In his head coaching stops at USC, Tennessee and FAU, Kiffin has shown a propensity in helping turn programs around. In his first season at all three locations, Kiffin's team improved in win differential (+3.33), scoring (+10.2), passing (+34.5 ypg) and rushing (+51.3 ypg). Kiffin graduated from Fresno State in 1998 after playing quarterback for three seasons (1994-96) for the Bulldogs. He began his coaching career as a student assistant at Fresno State under Pat Hill in 1997 and 1998. He moved on to Colorado State in 1999 as a graduate assistant. He spent the 2000 season as defensive quality control assistant with the Jacksonville Jaguars under Tom Coughlin.

KENTUCKY HEAD COACH MARK STOOPS

Mark Stoops (Iowa, 1989) is in his eighth year as the Kentucky head coach after successful stops at Arizona and Florida State as defensive coordinator. Stoops is 44-45 over those eight seasons in Lexington. After inheriting a program that had produced a 2-10 record the season before his arrival, Stoops has markedly improved the team's performance. Stoops has led the Wildcats to four straight winning seasons and fourth consecutive postseason appearances. Stoops is only the second coach in Kentucky history to take his team to four straight bowls, and UK's 32 wins over the last four seasons are the most in a four-year span since Paul "Bear" Bryant piloted the Wildcats in 1950-53.

WILDCAT SCOUTING REPORT

Kentucky is 0-1 to the start the 2020 season after a 29-13 loss at No. 8 Auburn. The Wildcats are coming off an 8-5 2019 campaign, their fourth consecutive winning season that also saw them earn a berth in their fourth straight bowl game. Kentucky returns a deep and veteran squad highlighted by one of the nation's top offensive lines with two preseason All-America selections, center Drake Jackson and tackle Darian Kinnard. On offense, the Wildcats will rely on a veteran running attack that tallied three straight games of at least 400 yards rushing, culminated in a school-record 517-yard rushing performance against Louisville in the 2019 regular season finale. Senior QB Terry Wilson returns after missing a majority of the 2019 season due to injury. Wilson completed 24-of-37 passes for 239 yards against Auburn last weekend. He also paced the UK rushing attack with 13 carries. Wilson's favorite target during the season opener was senior wideout Josh Ali. Ali, a preseason All-SEC selection by Phil Steele, hauled in nine catches for 98 yards against the Tigers. On defense, Kentucky limited No. 8 Auburn to just 324 total yards of offense. Five different Wildcats registered five total tackles, including linebacker DeAndre Sqaure. Square started every game in 2019 for Kentucky and is the Wildcats' leading returner in tackles. On special teams, the Wildcats have a weapon in Max Duffy, the 2019 Ray Guy Award winner and All-American. Duffy currently leads the country with 53 yards per punt.

2020 Kentucky Schedule

		Time (CT)			
Sept. 26	at Auburn*	L, 13-29	Nov. 14	VANDERBILT*	TBD
Oct. 3	OLE MISS*	3 p.m.	Nov. 21	at Alabama*	TBD
Oct. 10	MISSISSIPPI STATE*	TBD	Nov. 28	at Florida*	TBD
Oct. 17	at Tennessee*	TBD	Dec. 5	SOUTH CAROLINA*	TBD
Oct. 24	GEORGIA*	TBD			
Oct. 31	at Missouri*	11 a.m.			

* SEC game

HOME GAMES IN CAPS

OLE MISS-KENTUCKY SERIES HISTORY

- Ole Miss and Kentucky will be meeting for the 44th time in a series that dates back to 1944.
- The Rebels lead the all-time series vs. the Wildcats 27-14-1.
- The original series record is 28-14-1, but Ole Miss vacated a win in 2010 due to NCAA ruling.
- Kentucky holds a n11-10-1 edge in games played in Lexington, Kentucky.
- This is the third straight meeting between the two teams in Lexington.
- The home team has won the four of the last five contests in the series.
- This will be just the second time **Lane Kiffin** has faced a Kentucky team ... Kiffin beat the Wildcats 30-24 in an over time contest in 2009 as the head coach at Tennessee.

FIRST-TIME STARTERS

Eight different Rebels started their first game in an Ole Miss uniform Saturday vs. Florida: **Nick Broeker** (OL), **A.J. Finley** (FS), **Jakorey Hawkins** (CB), **KD Hill** (NT), **Jeremy James** (OL), **Reese McIntyre** (OL), **Tavius Robinson** (Buck), **Kenny Yeboah** (TE). QB **John Rhys Plumlee**, who started eight games at quarterback in 2019, registered his first career start at wide receiver.

REBEL DEBUTS

Eight different Rebels made their Ole Miss debut vs. Florida: **Daylen Gill** (LB), **Cedric Johnson** (OLB), **Deane Leonard** (DB), **Henry Parrish Jr.** (RB), **Jamar Richardson** (DB), **Tavius Robinson** (OLB), **Chase Rogers** (TE), **Kenny Yeboah** (TE).

OFFENSIVE EXPLOSION

The Ole Miss offense started the 2020 season with a bang, tallying 613 yards of total offense in the first game under head coach **Lane Kiffin** and offensive coordinator **Jeff Lebby**. The 613 yards were the fourth-most against an SEC opponent in school history. It also marked the first time since 1969 (vs. Alabama) that the Rebels had over 600 yards of total offense and 400-plus yards passing vs. an SEC opponent. The Rebels rank in the top 3 in the SEC in nine offensive categories.

Category	Stat/Avg	SEC	NCAA
3rd Down Conv. Pct.	.643	1	1
Team Pass Eff.	209.43	1	1
Passing Yds/Comp.	18.46	1	1
Fumbles Lost	0	1	1
Completion Pct.	.727	1	5
First Downs	29	2	48
Passing Offense	443.0	3	3
Total Offense	613.0	3	6
Turnovers Lost	1	3	10
Rushing Offense	170.0	3	34

MOORE OF THE SAME

After leading Ole Miss in every statistical receiving category in 2019, WR **Elijah Moore** continued his assault on the Ole Miss record books with a 10-catch, 227-yard performance against Florida in the season opener. The 227 yards are the most by a Rebel against an SEC opponent and the second-most ever in a single game in program history. It was also the most receiving yards by an individual player against Florida since 2014 when Amari Cooper tallied 201 receiving yards against the Gators. Ironically enough, **Lane Kiffin** was Alabama's offensive coordinator that season. Moore is the only receiver in the NCAA this season to record 200-or-more yards receiving in a single game. Despite playing less games than most receivers, Moore ranks No. 13 in the NCAA with eight catches of 10 yards or more.

BIG TARGET

In his first game in an Ole Miss uniform, transfer TE **Kenny Yeboah** tallied five catches for 91 yards and one touchdown. The 91 receiving yards bested his career-high mark of 73 yards set at Temple in 2017. It was the most yards and catches by an Ole Miss tight end since 2017 when Evan Engram hauled in six catches for 102 yards against Vanderbilt.

CAN'T CORRAL HIM

Starting in just his fifth career game, QB **Matt Corral** set career marks for yards (395), passing touchdowns (3) and completions (22) in Saturday's game vs. No. 5 Florida. The 395 passing yards by Corral were 15th most in school history in a single game. Corral leads the SEC in passing efficiency (203.5) and passing yards per completion (17.95). Corral is the only quarterback this season to register two passes of 50 yards-or-greater in the same game.

SPECIAL WEAPON

Punter **Mac Brown**, a preseason All-SEC selection, put his big leg on display Saturday vs. Florida. The senior from Eden Prairie, Minnesota, tallied three punts including a long of 54 yards. Brown's 49.0 yards per punt average ranks No. 4 in the NCAA.

REBELS RACK UP PRESEASON HONORS

Ole Miss players have garnered a bunch of preseason honors headed into 2020. The following Rebels have been recognized on watch lists for some of the biggest awards in college football:

- **Ben Brown:** Preseason All-SEC (Third Team)
- **Mac Brown:** Wuerffel Trophy, Preseason All-SEC (Third Team)
- **Jerrion Ealy:** Doak Walker Award Watch List, Paul Hornung Award Watch List, Preseason All-SEC (First Team [All-Purpose]), Preseason All-SEC (Second Team [All-Purpose, KR]), Preseason All-SEC (Third Team [RB, All-Purpose])
- **Lakia Henry:** Butkus Award Watch List, Reese's Senior Bowl Top 250
- **Elijah Moore:** Biletnikoff Award Watch List, Preseason All-SEC (Second Team), Preseason All-SEC (Third Team), Preseason All-SEC (Fourth Team)
- **Royce Newman:** Reese's Senior Bowl Top 250
- **Jack Propst:** Preseason All-SEC (Second Team)
- **MoMo Sanogo:** Preseason All-SEC (Fourth Team)
- **Tarique Tisdale:** Reese's Senior Bowl Top 250
- **Sam Williams:** Preseason All-SEC (Third Team)

2020 BREAKDOWN

Category	2020
Record	0-1
SEC	0-1
vs. SEC West	0-0
vs. SEC East	0-1
Non-Conference	0-0
Home	0-1
Away	0-0
Neutral	0-0
Day Games	0-1
Night Games (6 p.m. start or later)	0-0
vs. Top 25 teams	0-1
TV games	0-1
on SEC Network	0-0
on SEC Network Alternate	0-0
on ESPN	0-1
on ESPN2	0-0
on ESPNU	0-0
on CBS	0-0
on ABC	0-0
When scoring first	0-0
When opponents score first	0-1
When leading at halftime	0-0
When trailing at halftime	0-1
When tied at halftime	0-0
When leading after third quarter	0-0
When trailing after third quarter	0-1
When tied after third quarter	0-0
In overtime games	0-0
When scoring less than 20 points	0-0
When scoring 20+ points	0-1
When scoring 30+ points	0-1
When allowing less than 20 points	0-0
When allowing 20+ points	0-1
When allowing 30+ points	0-1
When rushing for <100 yards	0-0
When rushing for 100+ yards	0-1
When rushing for 200+ yards	0-0
When passing for 200+ yards	0-1
When passing for 250+ yards	0-1
When passing for 300+ yards	0-1
When totaling <300 yds total offense	0-0
When gaining 300+ yds total offense	0-1
When allowing <100 yds rushing	0-0
When allowing 100+ yds rushing	0-1
When allowing 200+ yds rushing	0-0
When allowing <200 yds passing	0-0
When allowing 200+ yards passing	0-1
When allowing 250+ yards passing	0-1
When allowing 300+ yards passing	0-1
When allowing <300 yds total offense	0-0
When allowing 300+ yds total offense	0-1
When having a 100-yard rusher	0-0
When opp. has a 100-yard rusher	0-0
When having no turnovers	0-0
When having 1-2 turnovers	0-1
When having 3 or more turnovers	0-0
When having no takeaways	0-0
When having 1-2 takeaways	0-1
When having 3 or more takeaways	0-0
When having more than 30:00 TOP	0-0
When having less than 30:00 TOP	0-1

SEC STANDINGS

SEC EAST

	Conf.	Overall
#3 Florida	1-0	1-0
#4 Georgia	1-0	1-0
#21 Tennessee	1-0	1-0
Kentucky	0-1	0-1
South Carolina	0-1	0-1
Missouri	0-1	0-1
Vanderbilt	0-1	0-1

SEC WEST

	Conf.	Overall
#2 Alabama	1-0	1-0
#7 Auburn	1-0	1-0
#13 Texas A&M	1-0	1-0
#16 Mississippi State	1-0	1-0
Ole Miss	0-1	0-1
Arkansas	0-1	0-1
#20 LSU	0-1	0-1

REBELS IN SEC & NCAA STATS

Category	Stat (Avg)	SEC	NCAA
Fewest penalties	4	T-3	T-4
Fewest penalties/g	4.00	T-3	T-10
Fewest penalty yards	45	8	15
Fewest penalty yards/g	45.00	8	T-23
First downs offense	29	2	48
Kick return defense	20.00	10	46
Kickoff returns	19.00	T-6	37
Passes had intercepted	1	T-6	18
Passes intercepted	1	T-5	38
Passing offense	443.0	3	3
Pass yards/completion	18.46	1	1
Red zone offense	0.500	13	68
Rushing defense	196.0	14	57
Rushing offense	170.0	3	34
Sacks allowed	4.0	11	61
Scoring offense	35.0	5	25
Team passing efficiency	209.43	1	1
Team sacks	1.00	T-12	53
Total offense	613.0	3	6
Turnover margin	0.00	7	38
Turnovers lost	1	T-3	T-10

Corral, completion %	0.710	4	12
Corral, completions/g	22.0	6	12
Corral, passing eff.	203.5	1	6
Corral, passing yds	395	3	7
Corral, passing yds/c	17.95	1	3
Corral, passing yds/g	395.0	3	4
Corral, total offense	445	2	2
Drummond, yds/r	30.0	2	5
Ealy, rushing yards	79	4	107
Ealy, rush yards/game	79.0	4	39
Moore, receiving yards	227	1	16
Moore, rec. yards/g	227	1	1
Moore, receptions/g	10.0	T-1	T-2
Moore, yds/r	22.70	5	28

STRONGER TOGETHER INITIATIVE

During the 2020-21 academic year, college and university athletics programs in Mississippi will incorporate a special logo on their uniforms, equipment, warm-up gear or bags. The logo will serve as a visual representation of the state's schools coming together and will feature school-specific branding with the words "Stronger Together" inside the outline of Mississippi. Alcorn State, Blue Mountain College, Delta State, Jackson State, Millsaps College, Mississippi College, Mississippi State, Ole Miss, Southern Miss, Millsaps College, Mississippi University for Women, Mississippi Valley State, Rust College, Tougaloo College and William Carey University are among the schools that will take part in the "Stronger Together" initiative.

MAC BROWN RAISES OVER 100K FOR ALS RESEARCH

When he was in seventh grade, Ole Miss punter **Mac Brown** had a modest goal of raising \$500 for a childhood friend's dad who had been diagnosed with ALS. Along with a group of neighborhood friends, Brown started a lemonade stand, *Awesome Lemonade Stand*, in Eden Prairie, Minnesota, to help his friend's family. Eight years later, that \$500 goal has ballooned to over \$100,000 raised by Brown and his friends for ALS research. The Awesome Lemonade Stand is held on a late day in June, and this year's fundraiser raised more than \$30,000 alone.

SOPHOMORES LOOKING TO GROW OFF DYNAMIC 2019 SEASON

- 88.9 percent of Ole Miss' offense (4,751 of 5,343 yards) in 2019 came from freshmen, the most by any team in the country.

Total Offense	Games	Plays	Rush	Pass	Total	Avg/G
John Rhys Plumlee	9	304	1,023	910	1,933	214.8
Matt Corral	10	235	135	1,362	1,497	149.7
Jerrion Ealy	12	104	722	0	722	60.2
Snoop Conner	12	81	512	0	512	42.7
Grant Tisdale	1	4	10	56	66	66.0
Dannis Jackson	9	2	12	0	12	1.3
Kinthead Dent	1	2	9	0	9	9.0
Total-Freshmen Only	12	728	2,423	2,328	4,751	395.9
Total-All	12	891	3,015	2,328	5,343	445.2

- Thirty-six of Ole Miss' 41 touchdowns last season involved freshmen.
- Seven different freshmen started at least one game last season for the Rebels.
- Thirty-seven freshmen (27 true, 10 redshirt) have seen action for Ole Miss at least once.

CHUCKY MULLINS COURAGE AWARD

DB **Jaylon Jones** became the 30th different Rebel to be awarded the Chucky Mullins Courage Award, which goes to a standout defensive player each year. The award honors the late **Chucky Mullins**, who had his Ole Miss career come to an end during the 1989 Homecoming game against Vanderbilt when he was paralyzed after making a tackle. After returning to his studies at Ole Miss, Mullins passed away May 6, 1991. Jones wears the No. 38 jersey in Mullins' honor this season.

COVID CAUSES ATTENDANCE CHANGES

As established by the State of Mississippi's latest executive orders, Ole Miss home football games will be at 25 percent capacity in Vaught-Hemingway Stadium to begin the 2020 season. Ole Miss' attendance plan is based on guidelines from the state and the Southeastern Conference in response to COVID-19. Key components include face covering requirements throughout the stadium, social distancing between households and no tailgating on campus.

KIFFIN'S WEEKLY RADIO SHOW ON THURSDAYS

RebTalk, the official weekly radio show of Ole Miss Athletics, is moving to a new day and location for this season. Beginning Sept. 24, RebTalk will be broadcast each Thursday this fall at Bouré in downtown Oxford from 6-7 p.m. The show, which is hosted by the "Voice of the Rebels" **David Kellum** and includes special guests, will air live on the Ole Miss IMG Sports Network. Ole Miss Football head coach **Lane Kiffin** and select players will join the broadcast each Thursday throughout the season.

SEC CREATES COUNCIL ON RACIAL EQUITY, SOCIAL JUSTICE

The Southeastern Conference recently announced the creation of the SEC Council on Racial Equity and Social Justice, a league-wide body consisting of a diverse group of student-athletes, administrators, coaches and SEC staff. LB **MoMo Sanogo** and punter **Mac Brown** will represent Ole Miss on the council that will identify resources, outline strategies and assist with implementation of efforts that, when taken together, will promote racial equity and social justice. The council will also foster diversity, helping overcome racism and pursuing non-discrimination in intercollegiate athletics.

OFFENSIVE NOTES

- Ole Miss leads the nation in third down conversion percentage (.643), team passing efficiency (209.43) and passing yards per completion (18.46 ypc).
- The Rebels' .727 completion percentage leads the SEC and is ranked No. 5 nationally.
- The Rebels' 443.0 yards passing per game rank No. 3 in the NCAA.
- Four different Rebels made their first career starts on offense for the Rebels Saturday vs. Florida: [**Nick Broeker** (OL), **Jeremy James** (OL), **Reese McIntyre** (OL), **Kenny Yeboah** (TE)]
- Three offensive players made their Ole Miss debut vs. Florida: [**Henry Parrish Jr.** (RB), **Chase Rogers** (TE), **Kenny Yeboah** (TE)].
- In its season opener against the Gators Ole Miss tallied 600 total yards and 400 passing yards in an SEC game for the first time since 1969.
- WR **Elijah Moore** leads the nation in receiving yards per game (227.0).
- Besides receiving yards per game, Moore also ranks top-3 in the SEC in all-purpose yards (227.0) and receptions per game (10.0).
- Moore's 227 receiving yards vs. Florida were the second-most in school history in a single game and the most by any receiver in the NCAA this season.
- Moore is the only receiver in the NCAA this season to record 200 or more yards receiving in a single game.
- TE **Kenny Yeboah** set career highs in yards (91) and receptions (5) in his Ole Miss debut on Saturday.
- QB **Matt Corral** threw for 395 yards and three touchdowns vs. Florida, both career highs.
- WR **Dontario Drummond**'s two touchdowns on the season rank second in the SEC and No. 14 in the NCAA.

DEFENSIVE NOTES

- Four different Rebels made their first career starts on defense Saturday vs. Florida: [**A.J. Finley** (FS), **Jakorey Hawkins** (CB), **KD Hill** (NT), **Tavius Robinson** (Buck)]
- Five defense players made their Ole Miss debut vs. Florida: [**Daylen Gill** (LB), **Cedric Johnson** (OLB), **Deane Leonard** (DB), **Jamar Richardson** (DB), **Tavius Robinson** (OLB)].
- DB **Keidron Smith** ranks No. 7 nationally in tackles per game (12.0).

SPECIAL TEAMS NOTES

- P **Mac Brown** is fourth in the NCAA in punting average (49.0).
- In Saturday's game vs. Florida, Ole Miss recovered an onside kick for the first time Ole Miss since 2016 when the Rebels recovered one vs. Alabama.

DEGREES IN HAND

Earning a degree from the University of Mississippi is one of the top priorities for Ole Miss student-athletes. Eleven current Rebels have already accomplished that goal with eligibility remaining this fall.

- | | |
|--|---|
| Ryder Anderson, DL - Integrated Marketing Communications | Hal Northern, DT - Multi-Disciplinary Studies |
| Mac Brown, P - Integrated Marketing Communications | D'Vaughn Pennamon, TE - Criminal Justice |
| Jared Farlow, WR - Exercise Science | Jack Propst, LS - Marketing & Corporate Relations |
| Jaylon Jones, DB - Multi-Disciplinary Studies | MoMo Sanogo, LB - Managerial Finance |
| Luke Logan, K - Accountancy | Kenny Yeboah, TE - Advertising |
| Royce Newman, OL - Criminal Justice | |



NFL REBELS

Ole Miss has a big presence in the league again this year. There are currently 25 former Rebels on NFL rosters:

*QUINCY ADEBOYEJO | WR | New England Patriots
 ^BRANDON BOLDEN | RB | New England Patriots
 A.J. BROWN | WR | Tennessee Titans
 *CODY CORE | WR | New York Giants
 EVAN ENGRAM | TE | New York Giants
 WOODROW HAMILTON | NT | Carolina Panthers
 MYLES HARTSFIELD | CB | Carolina Panthers
 MARQUIS HAYNES | DL | Carolina Panthers
 MIKE HILTON | DB | Pittsburgh Steelers
 D.J. JONES | DT | San Francisco 49ers
 BENITO JONES | DT | Miami Dolphins
 CHAD KELLY | QB | Indianapolis Colts
 DAWSON KNOX | TE | Buffalo Bills
 GREG LITTLE | OL | Carolina Panthers
 BOBBY MASSIE | OL | Chicago Bears
 D.K. METCALF | WR | Seattle Seahawks
 DONTE MONCRIEF | WR | New York Jets
 A.J. MOORE | DB | Houston Texans
 C.J. MOORE | DB | Detroit Lions
 SCOTTIE PHILLIPS | RB | Houston Texans
 JORDAN TA'AMU | QB | Kansas City
 LAQUON TREADWELL | WR | Atlanta Falcons
 LAREMY TUNSIL | OL | Houston Texans
 KEN WEBSTER | DB | San Francisco 49ers
 JORDAN WILKINS | RB | Indianapolis Colts

* On Injured Reserve

^ Opted Out

PRO BOWL REBELS

Since 2002

- | | |
|------|---|
| 2002 | Deuce McAllister, RB, New Orleans* |
| | Tim Bowens, DT, Miami Dolphins |
| 2003 | Deuce McAllister, RB, New Orleans* |
| 2005 | Derrick Burgess, DE, Oakland Raiders |
| 2006 | Derrick Burgess, DE, Oakland Raiders |
| 2007 | Patrick Willis, LB, San Francisco 49ers* |
| 2008 | Eli Manning, QB, New York Giants |
| | Patrick Willis, LB, San Francisco 49ers |
| 2009 | Patrick Willis, LB, San Francisco 49ers* |
| 2010 | Patrick Willis, LB, San Francisco 49ers* |
| 2011 | Eli Manning, QB, New York Giants |
| | Mike Wallace, WR, Pittsburgh Steelers |
| | Patrick Willis, LB, San Francisco 49ers* |
| 2012 | Eli Manning, QB, New York Giants |
| | Patrick Willis, LB, San Francisco 49ers* |
| 2013 | Greg Hardy, DE, Carolina Panthers* |
| | Dexter McCluster, KR, Kansas City Chiefs* |
| | Patrick Willis, LB, San Francisco 49ers |
| 2015 | Eli Manning, QB, New York Giants |
| 2019 | Laremy Tunsil, OL, Houston Texans |

*All-Pro selection

UNDER KIFFIN

Category	Career
Record	0-1
SEC	0-1
vs. SEC West	0-0
vs. SEC East	0-1
Non-Conference	0-0
Home	0-1
Away	0-0
Neutral	0-0
Day Games	0-1
Night Games (6 p.m. start or later)	0-0
vs. Top 25 teams	0-1
TV games	0-1
on SEC Network	0-0
on SEC Network Alternate	0-0
on ESPN	0-1
on ESPN2	0-0
on ESPNU	0-0
on CBS	0-0
on ABC	0-0
When scoring first	0-0
When opponents score first	0-1
When leading at halftime	0-0
When trailing at halftime	0-1
When tied at halftime	0-0
When leading after third quarter	0-0
When trailing after third quarter	0-1
When tied after third quarter	0-0
In overtime games	0-0
When scoring less than 20 points	0-0
When scoring 20+ points	0-1
When scoring 30+ points	0-1
When allowing less than 20 points	0-0
When allowing 20+ points	0-1
When allowing 30+ points	0-1
When rushing for <100 yards	0-0
When rushing for 100+ yards	0-1
When rushing for 200+ yards	0-0
When passing for 200+ yards	0-1
When passing for 250+ yards	0-1
When passing for 300+ yards	0-1
When totaling <300 yds total offense	0-0
When gaining 300+ yds total offense	0-1
When allowing <100 yds rushing	0-0
When allowing 100+ yds rushing	0-1
When allowing 200+ yds rushing	0-0
When allowing <200 yds passing	0-0
When allowing 200+ yards passing	0-1
When allowing 250+ yards passing	0-1
When allowing 300+ yards passing	0-1
When allowing <300 yds total offense	0-0
When allowing 300+ yds total offense	0-1
When having a 100-yard rusher	0-0
When opp. has a 100-yard rusher	0-0
When having no turnovers	0-0
When having less than 3 turnovers	0-1
When having 3 or more turnovers	0-0
When having no takeaways	0-0
When having <3 takeaways	0-1
When having 3 or more takeaways	0-0
When having more than 30:00 TOP	0-0
When having less than 30:00 TOP	0-1

OLE MISS ACTIVE CAREER LEADERS

MOST GAMES PLAYED		
Luke Logan	37	
Jack Propst	37	
CONSECUTIVE GAMES PLAYED		
Luke Logan	37	
Jack Propst	37	
MOST STARTS		
Ben Brown	25	
CONSECUTIVE STARTS		
Ben Brown	25	
Elijah Moore	17	
PASSING YARDS		
Matt Corral	143-of-231	1,996 yards
John Rhys Plumlee	80-of-151	913 yards
RUSHING YARDS		
John Rhys Plumlee	158 attempts	1,027 yards
Jerrion Ealy	120 attempts	801 yards
Snoop Conner	89 attempts	538 yards
Isaiah Woullard	94 attempts	459 yards
Matt Corral	83 attempts	268 yards
RECEIVING YARDS		
Elijah Moore	113 catches	1,475 yards
Braylon Sanders	30 catches	528 yards
Dontario Drummond	15 catches	248 yards
Jerrion Ealy	23 catches	216 yards
Jonathan Mingo	12 catches	172 yards
TOUCHDOWNS		
John Rhys Plumlee	16	12 rushing 4 passing
Matt Corral	14	11 passing 3 rushing
Jerrion Ealy	9	7 rushing 1 receiving 1 return
Elijah Moore	8	8 receiving
Snoop Conner	6	6 rushing
Isaiah Woullard	4	4 rushing
D'Vaughn Pennamon	3	3 rushing
Braylon Sanders	2	2 receiving
Jaylon Jones	2	2 return
Dontario Drummond	2	2 receiving
Three tied with	1	1 receiving

2020 GAME CAPTAINS

UF: Elijah Moore, Ben Brown, Jaylon Jones
UK:
ALA:
ARK:
AUB:
VAN:
USC:
TAM:
MSU:
LSU:

2020 COIN TOSSES

Coin Toss	Game Result
UF: Lost	L, 34-51
UK:	
ALA:	
ARK:	
AUB:	
VAN:	
USC:	
TAM:	
MSU:	
LSU:	

HOTTY TODDY

The popular Ole Miss cheer goes like this:

*Are You Ready?
Hell Yeah! Damn Right!
Hotty Toddy, Gosh Almighty,
Who The Hell Are We? Hey!
Flin Flam, Bim Bam
Ole Miss By Damn!*

CAREER STARTS BY POSITION

OFFENSE		DEFENSE	
QB	LT		Knox (2)
Plumlee (8)	Broeker (1)	DE	STAR
Corral (5)	LG	Robinson (11)	Stanley (1)
RB	Newman (12)	Anderson (5)	FS
Ealy (5)	Mclntyre (1)	T. Tisdale (3)	Jay. Jones (6)
Woullard (2)	C	DT	Finley (1)
WR	B. Brown (1)	Anderson (1)	SS
Moore (17)	RG	NT	J. Haynes (10)
Mingo (13)	B. Brown (24)	Hill (1)	Stanley (2)
Drummond (10)	James (1)	BUCK	Jay. Jones (1)
Sanders (5)	RT	Robinson (1)	CB
	Newman (1)	LB	Smith (13)
		Sanogo (14)	Jay. Jones (6)
		Henry (14)	Hawkins (1)
		Jac. Jones (11)	
		S. Williams (8)	

CFB PLAYOFF RANKINGS

DEBUTS EARLY NOVEMBER

ASSOCIATED PRESS POLL

Week 5

Rank	Team	Record	Points
1	Clemson (55)	2-0	1542
2	Alabama (3)	1-0	1473
3	Florida	1-0	1324
4	Georgia	1-0	1310
5	Notre Dame	2-0	1231
6	Ohio State (4)	0-0	1169
7	Auburn	1-0	1133
8	Miami	3-0	1045
9	Texas	2-0	862
10	Penn State	0-0	840
11	UCF	2-0	743
12	North Carolina	1-0	734
13	Texas A&M	1-0	705
14	Oregon	0-0	651
15	Cincinnati	2-0	646
16	Mississippi State	1-0	590
17	Oklahoma State	2-0	555
18	Oklahoma	1-1	535
19	Wisconsin	0-0	510
20	LSU	0-1	401
21	Tennessee	1-0	377
22	BYU	2-0	295
23	Michigan	0-0	277
24	Pittsburgh	3-0	248
25	Memphis	1-0	196

Others receiving votes: Virginia Tech (195), Louisiana (126), Minnesota (110), USC (104), Kansas State (60), SMU (37), Marshall (31), Baylor (22), Iowa (16), Utah (14), Virginia (12), Arkansas State (911), UAB (5), **Kentucky (4)**, Louisville (4), Washington (4), Army (3)

COACHES POLL

Week 5

Rank	Team	Record	Points
1	Clemson (42)	2-0	1194
2	Alabama (4)	1-0	1144
3	Florida	1-0	1038
4	Georgia	1-0	1006
5	Notre Dame	2-0	971
6	Ohio State (2)	0-0	890
7	Auburn	1-0	889
8	Miami	3-0	795
9	Texas	2-0	745
10	Penn State	0-0	589
11	North Carolina	1-0	578
12	UCF	2-0	577
13	Texas A&M	1-0	561
14	Mississippi State	1-0	492
15	Cincinnati	2-0	480
16	Oklahoma	1-1	473
17	LSU	0-1	445
18	Wisconsin	0-0	438
19	Oklahoma State	2-0	374
20	Tennessee	1-0	321
21	Michigan	0-0	271
22	BYU	2-0	260
23	Virginia Tech	1-0	215
24	Memphis	1-0	210
25	Pittsburgh	3-0	179

Others receiving votes: Louisiana (108), Memphis (106), SMU (46), Kansas State (33), Iowa (32), Virginia (29), Baylor (25), Marshall (22), **Kentucky (17)**, Arkansas State (16), Boston College (9), **South Carolina (6)**, Nebraska (4), UAB (3), Coastal Carolina (3), Army (3), Louisiana Tech (2), **Ole Miss 1**

HONORS

BEN BROWN, OL

- Preseason All-SEC Third Team (Athlon)

MAC BROWN, P

- Wuerffel Trophy Watch List
- Preseason All-SEC Third Team (Coaches)
- Preseason All-SEC Fourth Team (Athlon)

JERRION EALY, RB

- Doak Walker Award Watch List
- Paul Hornung Award Watch List
- Preseason All-SEC First Team: AP (Athlon, SI)
- Preseason All-SEC First Team: KR (Athlon, Phil Steele)
- Preseason All-SEC Second Team: AP (Lindy's)
- Preseason All-SEC Second Team: KR (SI, Coaches)
- Preseason All-SEC Third Team: RB (Phil Steele, Coaches)
- Preseason All-SEC Third Team: AP (Coaches)
- No. 7 ranked All-Purpose Player (Lindy's)

LAKIA HENRY, LB

- Butkus Award Watch List
- 2021 Reese's Senior Bowl Top 250

ELIJAH MOORE, WR

- Biletnikoff Award Watch List
- Preseason All-SEC Second Team (Sports Illustrated)
- Preseason All-SEC Third Team (Phil Steele, Coaches)
- Preseason All-SEC Fourth Team (Athlon)

ROYCE NEWMAN

- 2021 Reese's Senior Bowl Top 250

JACK PROPST

- Preseason All-SEC Fourth Team (Athlon)

MOMO SANOGO, LB

- Preseason All-SEC Fourth Team (Athlon)

TARIQIOUS TISDALE, DL

- 2021 Reese's Senior Bowl Top 250

SAM WILLIAMS, OLB

- Preseason All-SEC Third Team (Lindy's, Phil Steele)

LANDSHARK

At Ole Miss, Landshark is a term that was first adopted by the Rebel football team's defensive unit. As part of that identity, defensive players celebrate big plays by putting a hand to their forehead in the shape of a shark fin. A battle cry of "Fins Up" also contributes to the players' persona. With the popularity of both the players and the hand gesture, Ole Miss fans and student-athletes from other sports embraced the spirit of the Landshark, and in October 2017, the university announced the Landshark as the official mascot of the Ole Miss Rebels.

Tony, Ole Miss' new on-field mascot, was unveiled in 2018.

Roots of the Landshark at Ole Miss date back to 2008. After four straight losing seasons, the Rebel football team returned to national prominence with a 9-4 record and a victory over 7th-ranked Texas Tech in the Cotton Bowl. Leading the charge was a defensive squad that ranked fourth in the nation in rushing defense.

The term Landshark originated that season from senior linebacker Tony Fein, an Army veteran who served a one-year tour in the Iraq War before arriving in Oxford. A two-year letterman after transferring from Scottsdale (Ariz.) Community College, Fein was the 2008 recipient of the Pat Tillman Award by the Military Order of the Purple Heart. Fein passed away in October 2009, but his legacy at Ole Miss continues through the Landshark.

HEAD COACH LANE KIFFIN

Lane Kiffin, who won two Conference USA titles in three seasons at Florida Atlantic, was announced as the Rebels' 39th head coach on Dec. 7, 2019.

Kiffin, who arrives in Oxford after three seasons in the same position at FAU, has more than 10 years of head coaching experience, including eight years at the NCAA level where he has posted an all-time record of 61-34.

In December 2016, Kiffin took over an FAU program that had won a total of nine combined games over the previous three seasons. Kiffin proceeded to take the Owls to new heights over the last three years, including two conference titles and two 10-win seasons.

In his head coaching stops at USC, Tennessee and FAU, Kiffin has shown a propensity in helping turn programs around. In his first season at all three locations, Kiffin's team improved in win differential (+3.33), scoring (+10.2), passing (+34.5 ypg) and rushing (+51.3 ypg).

Kiffin led the Owls to a 10-3 record in 2019, including a 49-6 win over UAB in the Conference USA Championship Game. The Owls lead the nation in interceptions (19) and turnovers gained (29). FAU also leads C-USA in scoring offense (34.1), red zone offense (0.911), fumbles lost (3) and turnover margin (1.58).

In his first season in Boca Raton, Kiffin started 1-3 but reeled off a program-high 10 consecutive wins to finish the 2017 campaign at 11-3. The Owls' 11 victories were two more than the previous three seasons combined and earned the program votes in national polls. The seven-game improvement tied for the fifth-best turnaround in FBS history. Along the way, 41 individual or team records were amassed, and an FAU-record 21 players earned All-Conference USA recognition.

The Owls captured their second conference title in program history, the first since joining C-USA and first since 2007. FAU remained a perfect 3-0 in bowl play by defeating Akron in the Boca Raton Bowl, 50-3. Statistically, the Owls finished in the top-25 in 16 team categories, including: No. 2 in passes intercepted, No. 5 in first down offense, No. 6 in rushing offense, No. 8 in kickoff return defense, red zone offense and turnovers lost, and No. 9 in total offense and turnover margin (by comparison, FAU was No. 72 the previous season in total offense and No. 99 in turnovers gained).

Kiffin joined the FAU Owls after three seasons at the University of Alabama, where he served as the Tide's offensive coordinator and quarterbacks coach. He was a finalist for the Frank Broyles Award in 2014, which goes to the country's best assistant coach.

His final season with the Tide, Kiffin mentored Jalen Hurts, the first freshman to start at quarterback in head coach Nick Saban's career. Hurts finished 13-1 as the starting QB and guided Alabama to an SEC title and to the National Championship game. Hurts was a Freshman All-American, the SEC Offensive Player of the Year and the SEC Freshman of the Year. He was a finalist for the Manning Award, the Earl Campbell Tyler Rose Award, a semifinalist for the Walter Camp Player of the Year and the Davey O'Brien Award, presented annually to the nation's top quarterback.

He spent the previous three-plus seasons as the head coach at Southern California, where he compiled a record of 28-15. Kiffin's 2012 USC squad went 7-6 overall and 5-4 in the Pac-12 South, good for second place. Wide receiver Marquise Lee was a unanimous first team All-American and won the Biletnikoff Award while also being named the Pac-12 Offensive Player of the Year.

Kiffin led the Trojans to a 10-2 record in 2011 and a sixth-place finish in the final Associated Press poll. The team finished first in the Pac-12 South with a 7-2 mark. His 2011 USC offense produced a 3,500-yard passer, a pair of 1,000-yard receivers and a 1,000-yard rusher.

In his first year as the head coach at USC, Kiffin led the Trojans to an 8-5 record (5-4 Pac-10). Before his arrival, the Trojans were averaging 26.5 points per game in scoring offense and 389.1 yards per game in total offense. In his first two seasons, those numbers increased to 31.0 points per game and 431.5 yards in 2011 and 35.8 points and 456.8 yards in 2012.

Prior to his tenure at Southern California, Kiffin served as the head coach at Tennessee in 2009. He led the Volunteers to a second-place finish in the SEC East and an appearance in the Chick-fil-A Bowl. The Volunteers' offense jumped at least 34 places in every national statistical category over the 2008 figures. Tennessee improved from 17.3 to 29.3 points per game while going from 268.8 to 383.5 yards per game in total offense.

Kiffin came to Tennessee from the Oakland Raiders, where he served as head coach from 2007-08. At 31, he was the youngest head coach in the NFL's modern era. Oakland's offense significantly improved in his first year, up 7.2 points per game and 48.6 yards per game from 2006.

Kiffin graduated from Fresno State in 1998 after playing quarterback for three seasons (1994-96) for the Bulldogs. He began his coaching career as a student assistant at Fresno State under Pat Hill in 1997 and 1998. He moved on to Colorado State in 1999 as a graduate assistant. He spent the 2000 season as defensive quality control assistant with the Jacksonville Jaguars under Tom Coughlin.

Kiffin attended Bloomington Jefferson High in Bloomington, Minnesota, where he played football, basketball and baseball. He has two daughters, Landry and Presley, and one son, Knox.



THE KIFFIN FILE

PERSONAL INFORMATION

BORN: May 9, 1975

EDUCATION: Fresno State (1998)

FAMILY: Landry and Presley (daughters); Knox (son)

COACHING EXPERIENCE

Ole Miss (Head Coach, 2019-Pres.)

FAU (Head Coach, 2017-19)

Alabama (Off. Coordinator/QBs, 2014-16)

USC (Head Coach, 2010-13)

Tennessee (Head Coach, 2009)

Oakland Raiders (Head Coach, 2007-08)

USC (Passing Game & Off. Coordinator, 2005-06)

USC (Wide Receivers, 2002-04)

USC (Tight Ends, 2001)

Jacksonville Jaguars (Off. Quality Control, 2000)

Colorado State (Graduate Assistant, 1999)

Fresno State (Student Assistant, 1997-98)

COLLEGIATE HEAD COACHING RECORD

Year	School/Team	Record	Finish
2009	Tennessee	7-6	T-2nd SEC East
2010	USC	8-5	T-3rd Pac-10
2011	USC	10-2	1st Pac-12 South
2012	USC	7-6	T-2nd Pac-12 South
2013	USC	3-2	--
2017	FAU	11-3	1st C-USA East
2018	FAU	5-7	5th C-USA East
2019	FAU	10-3	1st C-USA East
2020	Ole Miss	0-1	--
Totals (9 seasons)		61-35 (.635)	

COACHING STAFF LOCATIONS

On the field:

Lane Kiffin	Head Coach
Deke Adams	Defensive Line
Terrell Buckley	Cornerbacks
Randy Clements	Running Game Coord./Offensive Line
D.J. Durkin	Co-Defensive Coord./Linebackers
Joe Jon Finley	Passing Game Coord./Tight Ends
Blake Gideon	Special Teams Coord.
Derrick Nix	Wide Receivers
Kevin Smith	Running Backs
Jarred Gray	Defensive GA
Marquise Watson	Defensive GA

In the press box:

Jeff Lebby	Offensive Coord./Quarterbacks
Chris Partridge	Co-Defensive Coord./Safeties
Alec Abeln	Offensive GA
Matt Holecsek	Offensive GA



Deke Adams
Defensive Line



Terrell Buckley
Cornerbacks




Randy Clements
Offensive Line




D.J. Durkin
Co-Defensive Coord./
Linebackers




Joe Jon Finley
Passing Game Coord./
Tight Ends




Blake Gideon
Special Teams Coord.



Jeff Lebby
Offensive Coord./
Quarterbacks



Derrick Nix
Wide Receivers



Chris Partridge
Co-Defensive Coord./
Safeties



Kevin Smith
Running Backs

ALPHABETICAL

No.	Name	Pos.
73	Eli Acker	OL
89	Ryder Anderson	DL
30	Zikerrion Baker	LB
6	Miles Battle	WR
86	Drake Beck	WR
37	David Beckum	DB
58	John Bergeron	LS
15	Derek Bermudez	DB
94	Quentin Bivens	DL
71	Tobias Braun	OL
27	Marc Britt II	ATH
42	Brooks Brock	DB
64	Nick Broeker	OL
55	Ben Brown	OL
12	Jakivuan Brown	LB
96	Mac Brown	P
22	Kentrel Bullock	RB
89	Jacob Carter	WR
36	Ashanti Cistrunk	LB
17	Demon Clowney	OLB
70	Carter Colquitt	OL
24	Snoop Conner	RB
2	Matt Corral	QB
7	LeDarrius Cox	DL
65	Peyton Cox	OL
50	Jalen Cunningham	OL
29	Lakevias Daniel	DB
93	Sincere David	DT
12	Kinthead Dent	QB
40	Jalen Denton	DB
11	Dontario Drummond	WR
9	Jerrion Ealy	RB
35	Donta Evans	LB
82	Jared Farlow	WR
21	A.J. Finley	DB
97	Land Gebhart	K
14	Daylen Gill	LB
3	Demarcus Gregory	WR
48	Andrew Griffith	LB
91	Casey Griffith	K
77	Hamilton Hall	OL
23	Jakorey Hawkins	DB
5	Jon Haynes	DB
84	Nick Haynes	DL
0	Lakia Henry	LB
80	Jonathan Hess	TE
55	KD Hill	DT
5	Dannis Jackson	WR
17	Jadon Jackson	WR
78	Jeremy James	OL
51	Eric Jeffries	LB
16	Jordan Jernigan	WR
45	Amani Johnson	DL
19	Brice Johnson	WR
33	Cedric Johnson	OLB
32	Jacquez Jones	LB
38	Jaylon Jones	DB
2	Jalen Jordan	DB
81	Casey Kelly	TE
11	Austin Keys	LB
29	Campbell Klein	RB
4	Tylan Knight	RB
16	Luke Knox	OLB
98	Clayton Ladd	DE
49	Jared Lawrence	LS
24	Deane Leonard	DB
92	Luke Logan	K
50	Patrick Lucas Jr.	DT
4	Brandon Mack	OLB

NUMERICAL

No.	Name	Pos.	Ht.	Wt.	Yr.	Hometown/Previous School(s)
0	Lakia Henry	LB	5-11	235	SR-1L	Vidalia, Ga./Vidalia/Dodge City CC
1	Jonathan Mingo	WR	6-2	215	SO-1L	Brandon, Miss./Brandon
2	Matt Corral	QB	6-1	205	SO-2L	Ventura, Calif./Long Beach Poly
2	Jalen Jordan	DB	5-9	180	SO-1L	Lake Cormorant, Miss./Lake Cormorant
3	Demarcus Gregory	WR	6-1	200	SO-1L	Duncan, S.C./Byrnes
4	Tylan Knight	RB	5-7	180	JR-2L	Pearl, Miss./Pearl
4	Brandon Mack	OLB	6-4	235	FR-RS	Montgomery, Ala./Jefferson Davis
5	Jon Haynes	DB	5-11	205	SR-1L	Benoit, Miss./Ray Brooks School/Jones College
5	Dannis Jackson	WR	5-11	165	SO-1L	Sumrall, Miss./Sumrall
6	Miles Battle	WR	6-3	195	SO-2L	Houston, Texas/Cy Creek
7	LeDarrius Cox	DL	6-4	315	FR-RS	Mobile, Ala./McGill-Toolen
8	Elijah Moore	WR	5-9	185	JR-2L	Fort Lauderdale, Fla./St. Thomas Aquinas
9	Jerrion Ealy	RB	5-8	190	SO-1L	Walnut Grove, Miss./Jackson Prep
10	John Rhys Plumlee	QB	6-0	200	SO-1L	Hattiesburg, Miss./Oak Grove
11	Dontario Drummond	WR	6-0	215	SR-1L	Laurel, Miss./Laurel/East Mississippi CC
11	Austin Keys	LB	6-2	240	FR-HS	Collins, Miss./Seminary
12	Jakivuan Brown	LB	6-2	240	FR-HS	Horn Lake, Miss./Horn Lake
12	Kinthead Dent	QB	6-5	205	FR-RS	Yazoo City, Miss./Jackson Academy
13	Braylon Sanders	WR	6-0	190	SR-3L	Hogansville, Ga./Callaway
13	Sam Williams	OLB	6-4	265	SR-1L	Montgomery, Ala./Lee/ Northeast Mississippi CC
14	Daylen Gill	LB	5-11	220	JR-TR	Louisville, Miss./Louisville/Jones College
14	Grant Tisdale	QB	6-0	215	FR-RS	Allen, Texas/Allen
15	Derek Bermudez	DB	6-1	185	FR-HS	Jacksonville, Fla./Sandalwood
15	Sellers Shy	WR	6-0	190	FR-RS	Memphis, Tenn./Memphis University School
16	Jordan Jernigan	WR	6-0	210	FR-RS	Tupelo, Miss./Tupelo
16	Luke Knox	OLB	6-4	245	SO-2L	Brentwood, Tenn./Brentwood Academy
17	Demon Clowney	OLB	6-3	230	FR-HS	Baltimore, Md./St. Frances Academy
17	Jadon Jackson	WR	6-2	195	SO-1L	Centerton, Ark./Bentonville West
19	Brice Johnson	WR	6-0	190	FR-RS	Greenville, Miss./Saint Joseph Catholic
19	Jamar Richardson	DB	5-11	175	JR-RS	Aliceville, Ala./Aliceville/Jones College
20	Kade Renfro	QB	6-3	195	FR-HS	Stephenville, Texas/Stephenville
20	Keidron Smith	DB	6-2	195	JR-2L	West Palm Beach, Fla./Oxbridge Academy
21	A.J. Finley	DB	6-2	200	SO-1L	Mobile, Ala./St. Paul's Episcopal School
21	Damarcus Thomas	TE	6-1	245	FR-HS	Whatley, Ala./Saraland
22	Kentrel Bullock	RB	5-10	215	FR-HS	Columbia, Miss./Columbia
22	Tarigious Tisdale	DL	6-5	295	SR-2L	Lexington, Tenn./Lexington/Northwest Mississippi CC
23	Jakorey Hawkins	DB	5-11	195	SO-2L	Montgomery, Ala./Lee
23	Nevin Wells	WR	6-1	200	SO-1L	Jackson, Miss./Jackson Prep
24	Snoop Conner	RB	5-10	215	SO-1L	Hattiesburg, Miss./Hattiesburg
24	Deane Leonard	DB	6-2	195	SR-TR	Calgary, Alberta/Notre Dame/Calgary
25	Henry Parrish Jr.	RB	5-10	190	FR-HS	Goulds, Fla./Columbus
25	Tavario Standifer	DB	6-1	215	FR-RS	Tupelo, Miss./Tupelo
26	Otis Reese	DB	6-2	215	JR-TR	Leesburg, Ga./Lee County/Georgia
26	Isaiah Woullard	RB	5-9	205	JR-2L	Hattiesburg, Miss./Presbyterian Christian
27	Marc Britt II	ATH	6-0	190	FR-HS	Carol City, Fla./Dade Christian
27	Brandon Pierre	LB	5-10	240	JR-RS	Horn Lake, Miss./Horn Lake/Northwest Mississippi CC
28	D'Vaughn Pennamon	TE	5-11	230	SR-3L	Houston, Texas/Marvel
28	Jay Stanley	DB	6-2	220	SO-1L	Greenwood, Miss./Brandon
29	Lakevias Daniel	DB	6-0	170	JR-TR	Louisville, Miss./Louisville/Jones College
29	Campbell Klein	RB	5-11	220	FR-RS	Hattiesburg, Miss./Sacred Heart
30	Zikerrion Baker	LB	6-1	235	JR-2L	Mooringsport, La./Minden
30	Mario Padilla	DB	5-7	170	FR-RS	Tucson, Ariz./Salpointe Catholic
32	Jacquez Jones	LB	6-0	235	JR-2L	Tuscaloosa, Ala./Hillcrest
33	Cedric Johnson	OLB	6-3	240	FR-HS	Mobile, Ala./Davidson
34	Zavier Miller	RB	5-8	160	FR-HS	Kosciusko, Miss./Kosciusko
34	Jakwaize Walker	DB	5-8	200	JR-RS	Pascagoula, Miss./Pascagoula/Pearl River CC
35	Donta Evans	LB	6-2	235	SR-3L	Orangeburg, S.C./Archer
35	Mark Robinson	LB	6-0	220	SR-TR	Leesburg, Ga./Lee County/Southeast Missouri
35	Urriah Shephard	RB	6-1	205	JR-TR	Houston, Miss./Houston/Northwest Mississippi CC
36	Ashanti Cistrunk	LB	6-1	225	SO-1L	Louisville, Miss./Louisville
37	David Beckum	DB	5-8	155	FR-HS	Columbus, Miss./McQueen
38	Jaylon Jones	DB	5-11	195	SR-4L	Allen, Texas/Allen
39	Jake Springer	DB	6-0	205	SR-TR	Kansas City, Mo./Park Hill South/Navvy
40	Jalen Denton	DB	5-9	170	FR-HS	Memphis, Tenn./Lausanne Collegiate
41	C.J. Terrell	DB	5-9	215	JR-TR	Oxford, Miss./Oxford/East Mississippi CC
42	Brooks Brock	DB	6-1	175	FR-HS	Meridian, Miss./Lamar
43	Daniel Newman	DB	6-0	185	FR-HS	Tallahassee, Fla./Lincoln
44	Payton Rogers	DL	6-0	225	JR-TR	Forest, Miss./Forest/East Central CC
45	Amani Johnson	DL	6-0	235	JR-1L	Abbeville, Miss./Lafayette

No.	Name	Pos.	Ht.	Wt.	Yr.	Hometown/Previous School(s)
46	MoMo Sanogo	LB	6-1	240	JR-3L	Plano, Texas/Plano West
47	Ty Rocconi	DB	5-11	190	JR-2L	Mobile, Ala./UMS-Wright Prep
48	Andrew Griffith	LB	5-11	220	SO-SQ	Bentonville, Ark./Bentonville
49	Jared Lawrence	LS	5-10	200	FR-HS	Lebanon, Tenn./Wilson Central
50	Jalen Cunningham	OL	6-4	340	SO-1L	Odenville, Ala./St. Clair County
50	Patrick Lucas Jr.	DT	6-3	320	FR-RS	Prattville, Ala./Wetumpka
51	Eric Jeffries	LB	6-0	250	FR-RS	Oxford, Miss./Lafayette
52	Luke Shouse	OL	6-6	270	FR-HS	Nolensville, Tenn./Ravenwood
54	Caleb Warren	OL	6-4	305	FR-RS	Louisville, Miss./Nanah Waia
55	Ben Brown	OL	6-5	315	JR-2L	Vicksburg, Miss./St. Aloysius
55	KD Hill	DT	6-1	320	SO-2L	Eufaula, Ala./Eufaula
56	Reece McIntyre	OL	6-4	315	FR-RS	Buford, Ga./Buford
58	John Bergeron	LS	6-0	210	FR-HS	Covington, La./St. Paul's School
59	Sam Plash	OL	6-2	300	JR-2L	Mobile, Ala./UMS-Wright Prep
64	Nick Broeker	OL	6-4	305	SO-1L	Springfield, Ill./Sacred Heart-Griffin
65	Peyton Cox	OL	6-0	315	JR-2L	Metairie, La./Jesusit
70	Carter Colquitt	OL	6-3	310	FR-RS	Buford, Ga./Buford
71	Tobias Braun	OL	6-7	310	FR-HS	Freiburg im Breisgau, Germany/Salisbury School
72	Royce Newman	OL	6-6	310	SR-3L	Nashville, Ill./Nashville Community
73	Eli Acker	OL	6-5	290	FR-HS	Columbus, Miss./Heritage Academy
75	Bryce Ramsey	OL	6-1	340	FR-RS	Gulfport, Miss./Harrison Central
76	Cedric Melton	OL	6-5	310	FR-HS	Houston, Texas/Klein Cain
77	Hamilton Hall	OL	6-4	295	SO-1L	Atlanta, Ga./Chamblee Charter
78	Jeremy James	OL	6-5	330	FR-RS	Cumming, Ga./North Forsyth
80	Jonathan Hess	TE	6-5	245	SO-2L	Vestavia Hills, Ala./Vestavia Hills
80	Josh Ricketts	WR	6-0	200	SR-2L	Madison, Miss./Madison Central
81	Casey Kelly	TE	6-3	240	FR-RS	Niagara Falls, N.Y./Mallard Creek
82	Jared Farlow	WR	6-0	190	SR-1L	Grantville, Ga./Central Christian
83	Chase Rogers	TE	6-2	250	JR-SQ	Pass Christian, Miss./St. Stanislaus/Louisiana
84	Nick Haynes	DL	6-2	240	SR-2L	Washington, Pa./McGuffey/West Liberty University
84	Kenny Yeboah	TE	6-4	240	SR-TR	Allentown, Pa./Parkland/Temple
85	Owen Stayer	TE	6-1	215	FR-RS	Naples, Fla./Community School of Naples
85	Jack White	WR	6-0	205	FR-RS	Destin, Fla./Niceville
86	Drake Beck	WR	5-11	190	JR-2L	Columbus, Ga./Brookstone
87	Sam Murphey	TE	6-3	210	SO-SQ	Paris, Tenn./Henry County
88	Jack Propst	LS	5-10	190	SR-3L	Brentwood, Tenn./Brentwood Academy
89	Ryder Anderson	DL	6-6	275	SR-3L	Katy, Texas/Katy
89	Jacob Carter	WR	5-11	195	JR-2L	Pontotoc, Miss./Pontotoc/East Central CC
91	Casey Griffith	K	6-0	195	JR-1L	Vicksburg, Miss./Vicksburg Catholic/Southwest Miss. CC
91	Hal Northern	DT	6-2	305	SR-2L	Tunica, Miss./Rosa Fort/Northwest Mississippi CC
92	Luke Logan	K	5-11	180	SR-3L	Hattiesburg, Miss./Presbyterian Christian
93	Sincere David	DT	6-2	320	JR-1L	Jacksonville, Fla./Sandalwood
93	Cale Nation	K	5-10	160	FR-RS	Madison, Miss./Madison Central
94	Quentin Bivens	DL	6-2	300	SO-2L	Waynesboro, Miss./Wayne County
94	Walker Thompson	P	6-2	175	FR-RS	Laurel, Miss./West Jones
95	Tavius Robinson	OLB	6-7	245	JR-TR	Guelph, Ontario/Guelph Collegiate Vocational Institute/Guelph
96	Mac Brown	P	6-3	205	SR-3L	Eden Prairie, Minn./Saint Thomas Academy
97	Land Gebhart	K	5-11	155	FR-HS	Ridgeland, Miss./Jackson Academy
98	Clayton Ladd	DE	6-1	240	SO-HS	Brentwood, Tenn./Brentwood Academy
99	DeSanto Rollins	DL	6-3	275	FR-HS	Baton Rouge, La./Parkview Baptist

No.	Name	Pos.
56	Reese McIntyre	OL
76	Cedric Melton	OL
34	Zavier Miller	RB
1	Jonathan Mingo	WR
8	Elijah Moore	WR
87	Sam Murphey	TE
93	Cale Nation	K
43	Daniel Newman	DB
72	Royce Newman	OL
91	Hal Northern	DT
30	Mario Padilla	DB
25	Henry Parrish Jr.	RB
28	D'Vaughn Pennamon	TE
27	Brandon Pierre	LB
59	Sam Plash	OL
10	John Rhys Plumlee	QB
88	Jack Propst	LS
75	Bryce Ramsey	OL
26	Otis Reese	DB
20	Kade Renfro	QB
19	Jamar Richardson	DB
80	Josh Ricketts	WR
35	Mark Robinson	LB
95	Tavius Robinson	OLB
47	Ty Rocconi	DB
83	Chase Rogers	TE
44	Payton Rogers	DL
99	DeSanto Rollins	DL
13	Braylon Sanders	WR
46	MoMo Sanogo	LB
35	Urriah Shephard	RB
52	Luke Shouse	OL
15	Sellers Shy	WR
20	Keidron Smith	DB
39	Jake Springer	DB
25	Tavario Standifer	DB
28	Jay Stanley	DB
85	Owen Stayer	TE
41	C.J. Terrell	DB
21	Damarcus Thomas	TE
94	Walker Thompson	P
14	Grant Tisdale	QB
22	Tariqious Tisdale	DL
34	Jakwaize Walker	DB
54	Caleb Warren	OL
23	Nevin Wells	WR
85	Jack White	WR
13	Sam Williams	OLB
26	Isaiah Woullard	RB
84	Kenny Yeboah	TE

COACHING STAFF

HEAD COACH: Lane Kiffin (Fresno State, 1998)

RECORD AT OLE MISS AS HEAD COACH (YEARS): 0-1 (1st)

CAREER RECORD AS COLLEGE HEAD COACH (YEARS): 61-35 (9th)

ASSISTANTS COACHES (ALMA MATER, YEAR/RESPONSIBILITIES/YEARS AT OLE MISS):

Deke Adams (Southern Miss, 1995/Defensive Line/1st)

Terrell Buckley (Florida State, 2007/Cornerback/1st)

Randy Clements (Stephen F. Austin, 1989/Running Game Coordinator/Offensive Line/1st)

D.J. Durkin (Bowling Green, 2001/Co-Defensive Coordinator/Linebackers/1st)

Joe Jon Finley (Oklahoma, 2008/Passing Game Coordinator/Tight Ends/1st)

Blake Gideon (Texas, 2011/Special Teams Coordinator/1st)

Jeff Leiby (Oklahoma, 2007/Offensive Coordinator/Quarterbacks/1st)

Derrick Nix (Southern Miss, 2005/Wide Receivers/13th)

Chris Partridge (Lafayette College, 2003/Co-Defensive Coordinator/Safeties/1st)

Kevin Smith (UCF, 2015/Running Backs/1st)

GRADUATE ASSISTANT COACHES:

Alec Abenln (Missouri, 2018/Offense/1st)

Jarred Gray (Ole Miss, 2017/Defense/1st)

Matt Holecck (Missouri, 2018/Offense/1st)

Marquise Watson (Bryant, 2017/Defense/1st)

PRONUNCIATION GUIDE

TOBIAS Braun	toe-BYE-es	TYLAN Knight	TIE-lin
Nick BROEKER	BRO-kurr	John RHYS Plumlee	rice
ZIKERRION Baker	zye-CARE-ee-ahn	Ty ROCCONI	Ruh-CONE-ee
JAKIVUAN Brown	Juh-KAY-vee-on	KEIDRON Smith	KEY-dron
Matt CORRAL	CORE-rall	MoMo SANOGO	sa-NO-go
LAKEVIAS Daniel	Luh-KAY-vee-es	TARIQIOUS Tisdale	TIE-ree-kuss
JERRION Ealy	Jair-E-un	JAKWAIZE Walker	Ja-quez
JAKOREY Hawkins	juh-CORE-ee	Isaiah WOULLARD	WOOL-ard
LAKIA Henry	luh-KEY-ah	Kenny YEBOAH	Yuh-BOW-uh
JACQUEZ Jones	Ja-quez		

DEPTH CHART

OFFENSE

WR	1	Jonathan Mingo (6-2, 215, SO-1L)
	3	Demarcus Gregory (6-1, 200, SO-1L)
SLOT	8	Elijah Moore (5-9, 185, JR-2L)
	5	Dannis Jackson (5-11, 165, SO-1L)
RT	72	Royce Newman (6-6, 310, SR-3L)
	73	Eli Acker (6-5, 290, FR-HS)
	76	Cedric Melton (6-5, 310, FR-HS)
	78	Jeremy James (6-5, 330, FR-RS)
RG	54	Caleb Warren (6-4, 305, FR-RS)
	70	Carter Colquitt (6-3, 310, FR-RS)
	70	Carter Colquitt (6-3, 310, FR-RS)
C	55	Ben Brown (6-5, 315, JR-2L)
	65	Peyton Cox (6-0, 315, JR-2L)
LG	56	Reese McIntyre (6-4, 315, FR-RS)
	50	Jalen Cunningham (6-4, 340, SO-1L)
	75	Bryce Ramsey (6-1, 340, FR-RS)
	75	Bryce Ramsey (6-1, 340, FR-RS)
LT	64	Nick Broeker (6-4, 305, SO-1L)
	77	Hamilton Hall (6-4, 295, SO-1L)
	71	Tobias Braun (6-7, 310, FR-HS)
	71	Tobias Braun (6-7, 310, FR-HS)
TE	84	Kenny Yeboah (6-4, 240, SR-TR)
	83	Chase Rogers (6-2, 250, JR-SQ) -OR-
	81	Casey Kelly (6-3, 240, FR-RS)
	81	Casey Kelly (6-3, 240, FR-RS)
WR	11	Dontario Drummond (6-0, 215, SR-1L)
	13	Braylon Sanders (6-0, 190, SR-3L) -OR-
	6	Miles Battle (6-3, 195, SO-2L)
QB	2	Matt Corral (6-1, 205, SO-2L) -OR-
	10	John Rhys Plumlee (6-0, 200, SO-1L)
RB	9	Jerrion Ealy (5-8, 190, SO-1L) -OR-
	25	Henry Parrish Jr. (5-10, 190, FR-HS)
	24	Snoop Conner (5-10, 215, SO-1L) -OR-
	4	Tylan Knight (5-7, 180, JR-2L)

SPECIALISTS

KR	9	Jerrion Ealy (5-8, 190, SO-1L)
	38	Jaylon Jones (5-11, 195, SR-4L)
PR	8	Elijah Moore (5-9, 185, JR-2L)
	5	Dannis Jackson (5-11, 165, SO-1L)
PK	92	Luke Logan (5-11, 180, SR-3L)
	91	Casey Griffith (6-0, 195, JR-1L)
P	96	Mac Brown (6-3, 205, SR-3L)
	94	Walker Thompson (6-2, 175, FR-RS)
KO	92	Luke Logan (5-11, 180, SR-3L)
	91	Casey Griffith (6-0, 195, JR-1L)
LS	88	Jack Propst (5-10, 190, SR-3L)
	49	Jared Lawrence (5-10, 200, FR-HS)
H	96	Mac Brown (6-3, 204, JR-2L)
	94	Walker Thompson (6-2, 175, FR-RS)

DEFENSE

DE	22	Tariqious Tisdale (6-5, 295, SR-2L)
	89	Ryder Anderson (6-6, 275, SR-3L)
DT	89	Ryder Anderson (6-6, 275, SR-3L)
	94	Quentin Bivens (6-2, 300, SO-2L)
	7	LeDarrius Cox (6-4, 315, FR-RS)
NT	55	KD Hill (6-1, 320, SO-2L)
	91	Hal Northern (6-2, 305, SR-2L) -OR-
	50	Patrick Lucas Jr (6-3, 320, FR-RS)
BUCK	95	Tavius Robinson (6-7, 245, JR-TR) -OR-
	13	Sam Williams (6-4, 265, SR-1L)
	4	Brandon Mack (6-4, 235, FR-RS)
WILL	0	Lakia Henry (5-11, 235, SR-1L)
	36	Ashanti Cistrunk (6-1, 225, SO-1L)
MIKE	32	Jacquez Jones (6-0, 235, JR-2L)
	46	MoMo Sanogo (6-1, 240, JR-3L)
	30	Zikerrion Baker (6-1, 235, JR-2L)
STAR	14	Daylen Gill (5-11, 220, JR-TR) -OR-
	28	Jay Stanley (6-2, 220, SO-1L)
CB	20	Keidron Smith (6-2, 195, JR-2L)
	19	Jamar Richardson (5-11, 175, JR-RS)
SS	38	Jaylon Jones (5-11, 195, SR-4L)
	5	Jon Haynes (5-11, 205, SR-1L)
FS	21	A.J. Finley (6-2, 200, SO-1L) -OR-
	2	Jalen Jordan (5-9, 180, SO-1L)
CB	27	Marc Britt II (6-0, 190, FR-HS)
	23	Jakorey Hawkins (5-11, 195, SO-2L)
	24	Deanne Leonard (6-2, 195, SR-TR)

CAREER STARTS

25	Ben Brown
17	Elijah Moore
16	Jaylon Jones
13	Lakia Henry, Jonathan Mingo, Royce Newman, Keidron Smith, MoMo Sanogo
11	Jacquez Jones
10	Dontario Drummond, Jon Haynes
8	John Rhys Plumlee
7	Sam Williams
6	Ryder Anderson
5	Braylon Sanders, Matt Corral, Jerrion Ealy
3	Jay Stanley, Tariqious Tisdale
2	Luke Knox, Isaiah Woullard
1	Jeremy James, Reece McIntyre, Nick Broeker, Kenny Yeboah, KD Hill, A.J. Finley, Jakorey Hawkins, Tavius Robinson

CONSECUTIVE STARTS

25	Ben Brown
17	Elijah Moore
13	Lakia Henry, Jonathan Mingo, Royce Newman
5	Jerrion Ealy, Jacquez Jones, Keidron Smith
2	Dontario Drummond, Jay Stanley, Sam Williams
1	Jeremy James, Reece McIntyre, Nick Broeker, Kenny Yeboah, KD Hill, A.J. Finley, Jakorey Hawkins, Ryder Anderson, Tariqious Tisdale, Tavius Robinson

CAREER GAMES PLAYED

37	Luke Logan, Jack Propst
36	Jaylon Jones
33	Royce Newman
30	D'Vaughn Pennamon
29	Mac Brown
28	Ryder Anderson
26	MoMo Sanogo
25	Ben Brown, Jacquez Jones, Tylan Knight, Elijah Moore, Braylon Sanders, Keidron Smith, Tariqious Tisdale, Isaiah Woullard
20	Ty Rocconi
17	Nick Haynes, Jakorey Hawkins
16	Quentin Bivens
15	Matt Corral
14	Luke Knox, KD Hill, Miles Battle
13	Nick Broeker, Ashanti Cistrunk, Snoop Conner, Dontario Drummond, Jerrion Ealy, A.J. Finley, Lakia Henry, Jonathan Mingo, Sam Williams
12	Jon Haynes, Hal Northern
11	Zikerrion Baker, Jalen Cunningham, Jalen Jordan, Demarcus Gregory, Jonathan Hess
10	John Rhys Plumlee, Jay Stanley
9	Dannis Jackson, Jadon Jackson, Sincere David
5	Patrick Lucas Jr.
4	LeDarrius Cox
3	Peyton Cox, Casey Kelly, Jordan Jernigan, Jeremy James
2	Drake Beck, Jacob Carter, Casey Griffith, Amani Johnson, Sam Plash, Josh Ricketts, Hamilton Hall, Reece McIntyre, Bryce Ramsey, Caleb Warren
1	Kinthead Dent, Jared Farlow, Brice Johnson, Mario Padilla, Josh Ricketts, Sellers Shy, Dallas Smith, Nevin Wells, Jack White, Deane Leonard, Daylen Gill, Jamar Richardson, Henry Parrish Jr., Cedric Johnson, Chase Rogers, Sincere David, Grant Tisdale, Kenny Yeboah, Tavius Robinson

THE LAST TIME

THE LAST TIME OLE MISS HAD ...

30 or more first downs	South Carolina, 2018 (34)
500 yards rushing	Auburn, 1951 (515)
400 yards rushing	LSU, 2019 (402)
300 yards rushing	LSU, 2019 (402)
200 yards rushing	LSU, 2019 (402)
400 yards passing	Florida, 2020 (443)
300 yards passing	Florida, 2020 (443)
600 yards total offense	Florida, 2020 (613)
500 yards total offense	Florida, 2020 (613)
90 plays total offense	South Carolina, 2018 (98)
Four passes intercepted	Vanderbilt, 2011 (5)
Four pass interceptions	Boise State, 2014 (4)
10 sacks	Mississippi State, 2008 (11)
10 penalties	Vanderbilt, 2018 (10)
100 yards in penalties	LSU, 2018 (167)
50 points	ULM, 2018 (72)
99-yard scoring drive	New Mexico State, 2015 (3 plays; Eugene Brazley 78-yard run)
90-plus yard scoring drive	New Mexico State, 2019 (98 yards, 8 plays; Snoop Conner 1-yd run)

THE LAST TIME OLE MISS HELD ITS OPPONENT TO ...

Less than 10 first downs	Vanderbilt, 2014 (9)
10 first downs	Presbyterian, 2014 (10)
Negative yards rushing	Troy, 2013 (-13)
10 yards (or less) rushing	Tennessee, 2014 (0)
100 yards (or less) rushing	New Mexico State, 2019 (66)
Zero yards passing	Alabama, 1988
No pass completions	Alabama, 1988
10 yards (or less) passing	Georgia, 1977 (7)
100 yards (or less) passing	Wofford, 2016 (72)
Zero yards total offense	Sewanee, 1938
50 yards (or less) total offense	Mississippi State, 2008 (24)
75 yards (or less) total offense	Mississippi State, 2008 (24)
150 yards (or less) total offense	Memphis, 2014 (104)
200 yards (or less) total offense	New Mexico State, 2019 (193)
No touchdowns	New Mexico State, 2019 (3 points)

THE LAST TIME OLE MISS ...

Had two passers throw for 100 yards	Mississippi State, 2019 (Matt Corral 124, John Rhys Plumlee 121)
Had two passers complete 10 passes	ULM, 2018 (Jordan Ta'amu, 21-24, Matt Corral, 10-10)
Had two passers throw for 2+ touchdowns	ULM, 2018 (Jordan Ta'amu 3, Matt Corral 2)
Had three passers throw 1+ touchdowns	UT Martin, 2015 (Ryan Buchanan 2, Chad Kelly 2, DeVante Kincade 1)
Had two runners rush for 100 yards	LSU, 2019 (John Rhys Plumlee 212, Jerriion Ealy 141)
Had two receivers over 100 receiving yards	Vanderbilt, 2018 (A.J. Brown 212, DaMarkus Lodge 117)
Had three receivers over 100 receiving yards	ULM, 2018 (DaMarkus Lodge 179, A.J. Brown 133, D.K. Metcalf 115)
Had two receivers catch 10 passes	Arkansas, 2002 (Bill Flowers 11, Chris Collins 10)
Had four receivers catch five passes	Kentucky, 2017 (A.J. Brown 7, D.K. Metcalf 5, Van Jefferson 5, Dawson Knox 5, DaMarkus Lodge 5)
Completed a pass to at least 10 different receivers	Cal, 2019 (10)
Had a 100-yard rusher and a 100-yard receiver	LSU, 2019 (John Rhys Plumlee 212 yds rushing/Jerriion Ealy 141 yds rushing/Elijah Moore 143 yds receiving)
Had two players with 200 all-purpose yards	Missouri, 2007 (BenJarvus Green-Ellis 226, Marshay Green 208)
Returned a punt for a TD	Texas, 2013 (Jeff Scott, 73 yards)
Returned a kickoff for a TD	Southeastern Louisiana, 2019 (Jerriion Ealy, 94 yards)
Returned an interception for a TD	SIU, 2018 (Vernon Dasher, 88 yards)
Returned two interceptions for TDs	Fresno State, 2015 (Elston, 38 yards; C. Brown, 22 yards)
Returned a fumble for a TD	Texas A&M, 2018 (Zedrick Woods, 96 yards)
Recovered a fumble for a TD	Auburn, 2012 (C.J. Johnson)
Scored two defensive TDs	SIU, 2018 (Dasher, 88 yards; V. Evans, 56 yards)
Recovered four fumbles in a game	Texas A&M, 2012
Blocked a punt	UT Martin, 2017 (Ryder Anderson)
Blocked a punt for a TD	Mississippi State, 2013 (T. Grant recovered C. Moore's blocked punt)
Blocked an opponent's FG attempt	Arkansas, 2015 (Tony Bridges blocked Hedlund's 47-yard attempt)
Blocked an opponent's FG attempt for a TD	Louisiana Tech, 2007 (Brandon Jenkins blocked D. Horwedel's 36-yard attempt, Dustin Mouzon 55-yard return)
Blocked two opponent's FG attempts	Northern Arizona, 2009
Had a punt blocked	Alabama, 2019
Had a punt blocked for a TD	Alabama, 2019
Had a kickoff returned for a TD	South Carolina, 2018
Had a punt returned for a TD	Alabama, 2019

Had an interception returned for a TD	Alabama, 2018
Had a fumble returned for a TD	Texas A&M, 2019
Missed a PAT kick	Mississippi State, 2019
Had a PAT kick blocked	Auburn, 2016
Had a PAT kick blocked and returned for a two-point conversion	Auburn, 2009
Blocked an opponent's PAT kick	Florida, 2008 (Kentrell Lockett blocked J. Phillip's attempt)
A successful two-point conversion	Florida, 2020 (Jonathan Mingo pass from Matt Corral, 4th quarter)
Had a field goal attempt blocked	Texas A&M, 2019 (Luke Logan's 35-yard attempt)
Had two field goal attempts blocked	Kentucky, 2005 (Robert Bass' 39-yd attempt, Matt Hinkle's 44-yard attempt)
Gained a first down off a fake field goal attempt	Georgia, 1995
Scored a touchdown off a fake field goal attempt	Alabama, 2008 (Jason Cook 9-yard pass from Rob Park)
Gained a first down off a fake punt	Mississippi State, 2016 (Will Gleeson 14-yard run)
Recovered an onside kick	Florida, 2020 (Jaylon Jones)
Shut out an opponent	Presbyterian, 2014 (48-0)
Was shut out	Arkansas, 2014 (30-0)
Played an overtime game	Vanderbilt, 2018 (L, 29-36)
Scored a safety	Vanderbilt, 2017 (Marquis Haynes sack and forced fumble, recovered by Vanderbilt in the end zone)
Scored 2 safeties in the same game	Northern Illinois, 1993 (team)
Gave up a safety	Memphis, 2019
Had no turnovers	Vanderbilt, 2019
Had no penalties	Alabama, 2011
Defeated a nationally ranked team	Mississippi State, 2017 (31-28, #14 CFP; #16 AP; #17 Coaches)
Was ranked in top 25	Week 8, 2016 (#23 AP; #22 Coaches)
Ended the year ranked in top 25	2015 (#10 AP; #9 Coaches)

THE LAST TIME AN OLE MISS PLAYER ...

Rushed 30 times	BenJarvus Green-Ellis vs. Missouri, 2007 (33)
Rushed 25 times	John Rhys Plumlee vs. Alabama, 2019 (25)
Rushed for 250 yards	Dexter McCluster vs. Tennessee, 2009 (282)
Rushed for 200 yards	John Rhys Plumlee vs. LSU, 2019 (212)
Rushed for 150 yards	John Rhys Plumlee vs. LSU, 2019 (212)
Rushed for 100 yards	John Rhys Plumlee, Jerriion Ealy vs. LSU, 2019 (212, 141)
Passed for 400 yards	Jordan Ta'amu vs. Vanderbilt, 2018 (457)
Passed for 300 yards	Matt Corral vs. Florida, 2020 (395)
Attempted 50 passes	Jordan Ta'amu vs. Vanderbilt, 2017 (52)
Attempted 40 passes	Matt Corral vs. Cal, 2019 (41)
Attempted 30 passes	Matt Corral vs. Florida, 2020 (31)
Completed 30 passes	Jordan Ta'amu vs. Vanderbilt, 2018 (32)
Completed 20 passes	Matt Corral vs. Florida, 2020 (22)
Passed for 4 or more TDs	Jordan Ta'amu vs. SIU, 2018 (5)
Accounted for 6 or more TDs	Chad Kelly vs. Arkansas, 2015 (6 - 3 passing, 3 rushing)
Threw 3 or more interceptions	Shea Patterson vs. LSU, 2017 (3)
Had 400 yards Total Offense	Matt Corral vs. Florida, 2020 (445)
Had 300 yards Total Offense	Matt Corral vs. Florida, 2020 (445)
Had 100 yards rushing and passing	John Rhys Plumlee vs. LSU, 2019 (212 rushing, 123 passing)
Had 100 yards rushing and receiving	Dexter McCluster vs. Arkansas, 2009 (123 rushing, 137 receiving)
Had 250 All-Purpose Yards	Jerriion Ealy vs. Southeastern Louisiana, 2019 (273)
Had 200 All-Purpose Yards	Elijah Moore vs. Florida, 2020 (227)
Caught 10 passes	Elijah Moore vs. Florida, 2020 (10)
Caught 9 passes	Elijah Moore vs. Florida, 2020 (10)
Had 200 receiving yards	Elijah Moore vs. Florida, 2020 (227)
Had 100 receiving yards	Elijah Moore vs. Florida, 2020 (227)
Scored 10 points kicking	Luke Logan vs. Southeastern Louisiana, 2019 (10)
Scored 4 touchdowns rushing	John Rhys Plumlee vs. LSU, 2019 (4)
Scored 3 touchdowns rushing	John Rhys Plumlee vs. LSU, 2019 (4)
Scored 2 touchdowns rushing	John Rhys Plumlee vs. LSU, 2019 (4)
Scored 3 touchdowns receiving	Laquon Treadwell vs. Oklahoma State, 2015 (3)
Scored 2 touchdowns receiving	Dontario Drummond vs. Florida, 2020 (2)
Scored a touchdown passing and receiving	Laquon Treadwell at Memphis, 2015
Scored a touchdown rushing, passing and receiving	Bo Wallace vs. Auburn, 2012
Intercepted 3 passes	Don Price vs. Vanderbilt, 1986 (3)
Intercepted 2 passes	C.J. Moore vs. California, 2017 (2)
Forced 3 fumbles	Rory Johnson vs. Vanderbilt, 2006 (3)
Recovered 2 fumbles	Kentrell Lockett at Auburn, 2011 (2)
Punted for a 70-yard game average	Bill Smith vs. Southern Miss, 1984 (2-84.5)
Kicked a 45-yard Field Goal	Gary Wunderlich vs. Kentucky, 2017 (49)
Kicked a 50-yard Field Goal	Andrew Ritter vs. Idaho, 2013 (50)
Kicked five field goals in game	Luke Logan vs. Vanderbilt, 2018 (5)
Kicked four field goals in game	Luke Logan vs. Vanderbilt, 2018 (5)
Kicked three field goals in game	Luke Logan vs. Vanderbilt, 2018 (5)
Had 10 tackles in a game	Keidron Smith vs. Florida, 2020 (12)
Had 15 tackles in a game	Lakia Henry vs. Vanderbilt, 2019 (15)



2020 OLE MISS REBEL FOOTBALL
Ole Miss Game Results (as of Sep 26, 2020)
All games



Date	Opponent		Score	Overall	Conference	Time	Attend
* Sep 26, 2020	#5 FLORIDA	L	35-51	0-1	0-1	3:34	13926



2020 OLE MISS REBEL FOOTBALL
Ole Miss Overall Team Statistics (as of Sep 26, 2020)
All games



Team Statistics	OM	OPP
SCORING	35	51
Points Per Game	35.0	51.0
Points Off Turnovers	0	7
FIRST DOWNS	29	32
Rushing	13	9
Passing	15	21
Penalty	1	2
RUSHING YARDAGE	170	196
Yards gained rushing	217	202
Yards lost rushing	47	6
Rushing Attempts	45	29
Average Per Rush	3.8	6.8
Average Per Game	170.0	196.0
TDs Rushing	2	0
PASSING YARDAGE	443	446
Comp-Att-Int	24-33-1	31-45-1
Average Per Pass	13.4	9.9
Average Per Catch	18.5	14.4
Average Per Game	443.0	446.0
TDs Passing	3	6
TOTAL OFFENSE	613	642
Total Plays	78	74
Average Per Play	7.9	8.7
Average Per Game	613.0	642.0
KICK RETURNS: #-Yards	2-38	2-40
PUNT RETURNS: #-Yards	0-0	0-0
INT RETURNS: #-Yards	1-0	1-4
KICK RETURN AVERAGE	19.0	20.0
PUNT RETURN AVERAGE	0.0	0.0
INT RETURN AVERAGE	0.0	4.0
FUMBLES-LOST	0-0	2-0
PENALTIES-Yards	4-45	4-40
Average Per Game	45.0	40.0
PUNTS-Yards	3-147	1-47
Average Per Punt	49.0	47.0
Net punt average	49.0	47.0
KICKOFFS-Yards	5-268	10-625
Average Per Kick	53.6	62.5
Net kick average	40.6	41.2
TIME OF POSSESSION/Game	26:31	33:29
3RD-DOWN Conversions	9/14	6/10
3rd-Down Pct	64%	60%
4TH-DOWN Conversions	0/1	0/0
4th-Down Pct	0%	0%
SACKS BY-Yards	1-3	4-31
MISC YARDS	0	0
TOUCHDOWNS SCORED	5	6
FIELD GOALS-ATTEMPTS	0-1	3-3
ON-SIDE KICKS	1-1	0-0
RED-ZONE SCORES	(4-8) 50%	(6-6) 100%
RED-ZONE TOUCHDOWNS	(4-8) 50%	(4-6) 67%
PAT-ATTEMPTS	(3-3) 100%	(6-6) 100%
ATTENDANCE	13926	0
Games/Avg Per Game	1/13926	0/0
Neutral Site Games		0/0

Score by Quarters	1st	2nd	3rd	4th	OT	Total
Ole Miss	7	7	7	14	0	35
Opponents	14	14	13	10	0	51



2020 OLE MISS REBEL FOOTBALL
Ole Miss Overall Individual Statistics (as of Sep 26, 2020)
All games



Rushing	gp	att	gain	loss	net	avg	td	lg	avg/g
Jerrion Ealy	1	16	86	7	79	4.9	1	18	79.0
Matt Corral	1	13	81	31	50	3.8	0	20	50.0
Snoop Conner	1	8	30	4	26	3.2	1	17	26.0
Tylan Knight	1	4	11	0	11	2.8	0	7	11.0
John Rhys Plumlee	1	4	9	5	4	1.0	0	5	4.0
Total	1	45	217	47	170	3.8	2	20	170.0
Opponents	1	29	202	6	196	6.8	0	50	196.0

Passing	gp	effic	comp-att-int	pct	yds	td	lg	avg/g
Matt Corral	1	203.48	22-31-1	71.0	395	3	57	395.0
Dontario Drummond	1	478.00	1-1-0	100.0	45	0	45	45.0
John Rhys Plumlee	1	125.20	1-1-0	100.0	3	0	3	3.0
Total	1	209.43	24-33-1	72.7	443	3	57	443.0
Opponents	1	191.70	31-45-1	68.9	446	6	71	446.0

Receiving	gp	no.	yds	avg	td	lg	avg/g
Elijah Moore	1	10	227	22.7	0	57	227.0
Kenny Yeboah	1	5	91	18.2	1	33	91.0
Jerrion Ealy	1	3	44	14.7	0	45	44.0
Dontario Drummond	1	2	60	30.0	2	46	60.0
Casey Kelly	1	1	9	9.0	0	9	9.0
John Rhys Plumlee	1	1	6	6.0	0	6	6.0
Snoop Conner	1	1	5	5.0	0	5	5.0
Tylan Knight	1	1	1	1.0	0	1	1.0
Total	1	24	443	18.5	3	57	443.0
Opponents	1	31	446	14.4	6	71	446.0

Punt Returns	no.	yds	avg	td	lg
Total	0	0	0.0	0	0
Opponents	0	0	0.0	0	0

Interceptions	no.	yds	avg	td	lg
A.J. Finley	1	0	0.0	0	0
Total	1	0	0.0	0	0
Opponents	1	4	4.0	0	4

Kick Returns	no.	yds	avg	td	lg
Jerrion Ealy	2	38	19.0	0	19
Total	2	38	19.0	0	19
Opponents	2	40	20.0	0	22

Fumble Returns	no.	yds	avg	td	lg
Total	0	0	0.0	0	0
Opponents	0	0	0.0	0	0



2020 OLE MISS REBEL FOOTBALL
Ole Miss Overall Individual Statistics (as of Sep 26, 2020)
All games



Scoring	td	fg	PAT				dxp	saf	pts
			kick	rush	rcv	pass			
Dontario Drummond	2	-	-	-	-	-	-	-	12
Kenny Yeboah	1	-	-	-	-	-	-	-	6
Snoop Conner	1	-	-	-	-	-	-	-	6
Jerrion Ealy	1	-	-	-	-	-	-	-	6
Luke Logan	-	0-1	3-3	-	-	-	-	-	3
Jonathan Mingo	-	-	-	-	1	-	-	-	2
Matt Corral	-	-	-	0-1	-	1-1	-	-	0
Total	5	0-1	3-3	0-1	1	1-1	-	-	35
Opponents	6	3-3	6-6	-	-	-	-	-	51

Total Offense	g	plays	rush	pass	total	avg/g
Matt Corral	1	44	50	395	445	445.0
Jerrion Ealy	1	16	79	0	79	79.0
Dontario Drummond	1	1	0	45	45	45.0
Snoop Conner	1	8	26	0	26	26.0
Tylan Knight	1	4	11	0	11	11.0
John Rhys Plumlee	1	5	4	3	7	7.0
Total	1	78	170	443	613	613.0
Opponents	1	74	196	446	642	642.0

Field Goals	fg	pct.	01-19	20-29	30-39	40-49	50-99	lg	blk
Luke Logan	0-1	0.0	0-0	0-0	0-0	0-1	0-0	0	0

FG Sequence	Ole Miss	Opponents
Florida	42	(55),(37),(23)

Numbers in (parentheses) indicate field goal was made.

Punting	no.	yds	avg	lg	tb	fc	i20	50+	blk
Mac Brown	3	147	49.0	54	0	2	1	1	0
Total	3	147	49.0	54	0	2	1	1	0
Opponents	1	47	47.0	47	0	1	1	0	0

Kickoffs	no.	yds	avg	tb	ob	retn	net	ydln
Luke Logan	5	268	53.6	1	0			
Total	5	268	53.6	1	0	20.0	40.6	24
Opponents	10	625	62.5	7	0	19.0	41.2	23



2020 OLE MISS REBEL FOOTBALL
Ole Miss Overall Individual Statistics (as of Sep 26, 2020)
All games



All Purpose	g	rush	rcv	pr	kr	ir	total	avg/g
Elijah Moore	1	0	227	0	0	0	227	227.0
Jerrion Ealy	1	79	44	0	38	0	161	161.0
Kenny Yeboah	1	0	91	0	0	0	91	91.0
Dontario Drumm	1	0	60	0	0	0	60	60.0
Matt Corral	1	50	0	0	0	0	50	50.0
Snoop Conner	1	26	5	0	0	0	31	31.0
Tylan Knight	1	11	1	0	0	0	12	12.0
John Rhys Pluml	1	4	6	0	0	0	10	10.0
Casey Kelly	1	0	9	0	0	0	9	9.0
Total	1	170	443	0	38	0	651	651.0
Opponents	1	196	446	0	40	4	686	686.0



2020 OLE MISS REBEL FOOTBALL
Ole Miss Overall Defensive Statistics (as of Sep 26, 2020)
All games



##	Defensive Leaders	gp	Tackles				Sacks no-yds	Pass defense			Fumbles		blkd	
			ua	a	tot	tfl/yds		int-yds	brup	qbh	rcv-yds	ff	kick	saf
20	Keidron Smith	1	8	4	12	.	.	.	1
32	Jacquez Jones	1	4	4	8	0.5-0
38	Jaylon Jones	1	4	3	7
2B	Jalen Jordan	1	2	3	5	.	.	.	1	.	.	1	.	.
22	Tariqueus Tisdale	1	2	3	5	1.5-3
36	Ashanti Cistrunk	1	2	3	5
23	Jakorey Hawkins	1	1	3	4	.	.	.	1
28	Jay Stanley	1	2	2	4	.	.	.	1
0	Lakia Henry	1	2	2	4	1.0-2	.	.	1	1
14	Daylen Gill	1	1	2	3	0.5-1
46	MoMo Sanogo	1	.	3	3	1
1W	Sam Williams	1	2	1	3	1.0-3	1.0-3	1	.	.
95	Tavius Robinson	1	2	1	3
21	A.J. Finley	1	1	1	2	.	.	1-0	1
89	Ryder Anderson	1	1	1	2	3
50	Patrick Lucas Jr.	1	1	.	1
24	Snoop Conner	1	.	1	1
94	Quentin Bivens	1	1	.	1
2L	Deane Leonard	1	1	.	1
1K	Luke Knox	1	.	1	1
72	Royce Newman	1	.	1	1
5H	KD Hill	1	.	1	1	0.5-0
91	Hal Northern	1	1
Total		1	37	40	77	5-9	1-3	1-0	6	6	.	2	.	.
Opponents		1	52	28	80	11-53	4-31	1-4	2	3



2020 OLE MISS REBEL FOOTBALL
Ole Miss Team Game-by-Game (as of Sep 26, 2020)
All games



TEAM STATISTICS

Date	Opponent	Rushing				Receiving				Passing				Kick Returns				Punt Returns				tot off
		no.	yds	td	lg	no.	yds	td	lg	cmp-att-int	yds	td	lg	no.	yds	td	lg	no.	yds	td	lg	
Sep 26	FLORIDA	45	170	2	20	24	443	3	57	24-33-1	443	3	57	2	38	0	19	0	0	0	0	613
		45	170	2	20	24	443	3	57	24-33-1	443	3	57	2	38	0	19	0	0	0	0	613
	Opponents	29	196	0	50	31	446	6	71	31-45-1	446	6	71	2	40	0	22	0	0	0	0	642

Games: 1 • Avg/rush: 3.8 • Avg/catch: 18.5 • Pass eff: 209.43 • KR avg: 19.0 • All purpose avg/game: 651.0 • Total offense avg/gm: 613.0

		Tackles				Sacks	Fumble		Pass Defense			blkd	PAT Attempts			off		
Date	Opponent	ua	a	total	tfl-yds	no-yds	ff	fr-yds	int-yds	qbh	brup	kick	kick	rush	rcv	saf	t/o	pts
Sep 26	FLORIDA	37	40	77	5.0-9	1.0-3	2	0-0	1-0	6	6	0	3-3	0	1	0	0	35
		37	40	77	5.0-9	1.0-3	2	0-0	1-0	6	6	0	3-3	0	1	0	0	35
Opponents		52	28	80	11.0-53	4.0-31	0	0-0	1-4	3	2	0	6-6	0	0	0	7	51

		Punting									Field Goals			Kickoffs				
Date	Opponent	no.	yds	avg	long	blkd	tb	fc	50+	i20	md-att	long	blkd	no.	yds	avg	tb	ob
Sep 26	FLORIDA	3	147	49.0	54	0	0	2	1	1	0-1	0	0	5	268	53.6	1	0
		3	147	49.0	54	0	0	2	1	1	0-1	0	0	5	268	53.6	1	0
Opponents		1	47	47.0	47	0	0	1	0	1	3-3	55	0	10	625	62.5	7	0



2020 OLE MISS REBEL FOOTBALL
Ole Miss Opponent Game-by-Game (as of Sep 26, 2020)
All games



OPPONENT STATISTICS

Date	Opponent	Rushing				Receiving				Passing				Kick Returns				Punt Returns				tot off
		no.	yds	td	lg	no.	yds	td	lg	cmp-att-int	yds	td	lg	no.	yds	td	lg	no.	yds	td	lg	
Sep 26	FLORIDA	29	196	0	50	31	446	6	71	31-45-1	446	6	71	2	40	0	22	0	0	0	0	642
		29	196	0	50	31	446	6	71	31-45-1	446	6	71	2	40	0	22	0	0	0	0	642
Ole Miss		45	170	2	20	24	443	3	57	24-33-1	443	3	57	2	38	0	19	0	0	0	0	613

Games: 1 • Avg/rush: 6.8 • Avg/catch: 14.4 • Pass effic: 191.70 • KR avg: 20.0 • All purpose avg/game: 686.0 • Total offense avg/gm: 642.0

Date	Opponent	Tackles				Sacks no-yds	Fumble		Pass Defense			blkd kick	PAT Attempts			off		
		ua	a	total	tfl-yds		ff	fr-yds	int-yds	qbh	brup		kick	rush	rcv	saf	t/o	pts
Sep 26	FLORIDA	52	28	80	11.0-53	4.0-31	0	0-0	1-4	3	2	0	6-6	0	0	0	7	51
		52	28	80	11.0-53	4.0-31	0	0-0	1-4	3	2	0	6-6	0	0	0	7	51
Ole Miss		37	40	77	5.0-9	1.0-3	2	0-0	1-0	6	6	0	3-3	0	1	0	0	35

		Punting									Field Goals			Kickoffs				
Date	Opponent	no.	yds	avg	long	blkd	tb	fc	50+	i20	md-att	long	blkd	no.	yds	avg	tb	ob
Sep 26	FLORIDA	1	47	47.0	47	0	0	1	0	1	3-3	55	0	10	625	62.5	7	0
		1	47	47.0	47	0	0	1	0	1	3-3	55	0	10	625	62.5	7	0
Ole Miss		3	147	49.0	54	0	0	2	1	1	0-1	0	0	5	268	53.6	1	0



2020 OLE MISS REBEL FOOTBALL
Ole Miss Games Played (as of Sep 26, 2020)
All games



##	PLAYER	GP-GS	UF
89	Ryder Anderson	1/1	START
30	Z. Baker	1/-	XXX
94	Quentin Bivens	1/-	XXX
64	Nick Broeker	1/1	START
55	Ben Brown	1/1	START
96	Mac Brown	1/-	XXX
36	A. Cistrunk	1/-	XXX
24	Snoop Conner	1/-	XXX
2A	Matt Corral	1/1	START
7	LeDarrius Cox	1/-	XXX
5C	J. Cunningham	1/-	XXX
93	Sincere David	1/-	XXX
11	D. Drummond	1/1	START
9	Jerrion Ealy	1/1	START
21	A.J. Finley	1/1	START
14	Daylen Gill	1/-	XXX
3	D. Gregory	1/-	XXX
77	Hamilton Hall	1/-	XXX
23	Jakorey Hawkins	1/1	START
5B	Jon Haynes	1/-	XXX
90	Nick Haynes	1/-	XXX
0	Lakia Henry	1/1	START
5H	KD Hill	1/1	START
78	Jeremy James	1/1	START
33	Cedric Johnson	1/-	XXX
32	Jacquez Jones	1/1	START
38	Jaylon Jones	1/1	START
2B	Jalen Jordan	1/-	XXX
81	Casey Kelly	1/-	XXX
4A	Tylan Knight	1/-	XXX
1K	Luke Knox	1/-	XXX
2L	Deane Leonard	1/-	XXX
92	Luke Logan	1/-	XXX
50	Patrick Lucas	1/-	XXX
56	Reece McIntyre	1/1	START
1	Jonathan Mingo	1/1	START
8	Elijah Moore	1/1	START
72	Royce Newman	1/1	START
91	Hal Northern	1/-	XXX
25	Henry Parrish	1/-	XXX
10	J.R. Plumlee	1/-	XXX
88	Jack Propst	1/-	XXX
75	Bryce Ramsey	1/-	XXX
19	J. Richardson	1/-	XXX
95	Tavius Robinson	1/1	START
83	Chase Rogers	1/-	XXX
13	Braylon Sanders	1/-	XXX



2020 OLE MISS REBEL FOOTBALL
Ole Miss Games Played (as of Sep 26, 2020)
All games



##	PLAYER	GP-GS	UF
46	MoMo Sanogo	1/-	XXX
20	Keidron Smith	1/1	START
28	Jay Stanley	1/1	START
22	T. Tisdale	1/1	START
54	Caleb Warren	1/-	XXX
1W	Sam Williams	1/-	XXX
26	Isaiah Woullard	1/-	XXX
84	Kenny Yeboah	1/1	START

Total Offense		UF	UK	ALA	ARK	AUB	VAND	USC	TAMU	MSU	LSU
Yards	UM	613	-	-	-	-	-	-	-	-	-
	Opp	642	-	-	-	-	-	-	-	-	-
Total Plays	UM	78	-	-	-	-	-	-	-	-	-
	Opp	74	-	-	-	-	-	-	-	-	-
Avg/Play	UM	7.9	-	-	-	-	-	-	-	-	-
	Opp	8.7	-	-	-	-	-	-	-	-	-
Rushing Yards	UM	170	-	-	-	-	-	-	-	-	-
	Opp	196	-	-	-	-	-	-	-	-	-
Carries	UM	45	-	-	-	-	-	-	-	-	-
	Opp	29	-	-	-	-	-	-	-	-	-
TDs	UM	2	-	-	-	-	-	-	-	-	-
	Opp	0	-	-	-	-	-	-	-	-	-
Passing Yards	UM	443	-	-	-	-	-	-	-	-	-
	Opp	446	-	-	-	-	-	-	-	-	-
Attempts	UM	33	-	-	-	-	-	-	-	-	-
	Opp	45	-	-	-	-	-	-	-	-	-
Completions	UM	24	-	-	-	-	-	-	-	-	-
	Opp	31	-	-	-	-	-	-	-	-	-
Comp. %	UM	72.7%	-	-	-	-	-	-	-	-	-
	Opp	68.9%	-	-	-	-	-	-	-	-	-
TDs	UM	3	-	-	-	-	-	-	-	-	-
	Opp	6	-	-	-	-	-	-	-	-	-
Intercepted	UM	1	-	-	-	-	-	-	-	-	-
	Opp	1	-	-	-	-	-	-	-	-	-
First Downs	UM	29	-	-	-	-	-	-	-	-	-
	Opp	32	-	-	-	-	-	-	-	-	-
Rushing	UM	13	-	-	-	-	-	-	-	-	-
	Opp	9	-	-	-	-	-	-	-	-	-
Passing	UM	15	-	-	-	-	-	-	-	-	-
	Opp	21	-	-	-	-	-	-	-	-	-
Penalty	UM	1	-	-	-	-	-	-	-	-	-
	Opp	2	-	-	-	-	-	-	-	-	-
Time of Possession	UM	26:31	-	-	-	-	-	-	-	-	-
	Opp	33:29	-	-	-	-	-	-	-	-	-
Third Down	UM	9-14	-	-	-	-	-	-	-	-	-
	Opp	6-10	-	-	-	-	-	-	-	-	-
Fourth Down	UM	0-1	-	-	-	-	-	-	-	-	-
	Opp	0-0	-	-	-	-	-	-	-	-	-
Punting	UM	3-147	-	-	-	-	-	-	-	-	-
	Opp	1-47	-	-	-	-	-	-	-	-	-
Fumbles-Lost	UM	0-0	-	-	-	-	-	-	-	-	-
	Opp	2-0	-	-	-	-	-	-	-	-	-
Penalties	UM	4-45	-	-	-	-	-	-	-	-	-
	Opp	4-40	-	-	-	-	-	-	-	-	-
Punt Returns	UM	0-0	-	-	-	-	-	-	-	-	-
	Opp	0-0	-	-	-	-	-	-	-	-	-
Kickoff Returns	UM	2-38	-	-	-	-	-	-	-	-	-
	Opp	2-40	-	-	-	-	-	-	-	-	-
Sacks By-Yards	UM	1-3	-	-	-	-	-	-	-	-	-
	Opp.	4-31	-	-	-	-	-	-	-	-	-

[illegible]

SCORING DRIVES

vs. Florida					
Started at	Plays	Yards	Time	Result	
Ole Miss 25	7	75	2:05	TD	
Ole Miss 25	11	75	3:46	TD	
Ole Miss 25	2	75	0:36	TD	
Ole Miss 19	5	81	1:47	TD	
Ole Miss 19	25	75	4:16	TD	

at Kentucky					
Started at	Plays	Yards	Time	Result	

vs. Alabama					
Started at	Plays	Yards	Time	Result	

at Arkansas					
Started at	Plays	Yards	Time	Result	

vs. Auburn					
Started at	Plays	Yards	Time	Result	

at Vanderbilt					
Started at	Plays	Yards	Time	Result	

vs. South Carolina					
Started at	Plays	Yards	Time	Result	

at Texas A&M					
Started at	Plays	Yards	Time	Result	

vs. Mississippi State					
Started at	Plays	Yards	Time	Result	

at LSU					
Started at	Plays	Yards	Time	Result	

CHARTING THE BIG PLAYS

— PASSING —						
Player	10-19	20-29	30-39	40-49	50+	Total
Corral	6	1	3	1	2	13
Drummond	-	-	-	1	-	1
TOTAL	6	1	3	2	2	14

— RUSHING —						
Player	10-19	20-29	30-39	40-49	50+	Total
Corral	2	1	-	-	-	3
Ealy	1	-	-	-	-	1
Conner	1	-	-	-	-	1
TOTAL	4	1	0	0	0	5

— RECEIVING —						
Player	10-19	20-29	30-39	40-49	50+	Total
Moore	4	1	1	-	2	8
Drummond	1	-	-	1	0	2
Ealy	-	-	0	1	0	1
Yeboah	1	-	2	-	-	3
TOTAL	6	1	3	2	2	14

IN THE RED ZONE

When the offense moves the ball inside the opponent's 20-yard line, the offense is considered to be in the "red zone," and in prime scoring position. The following chart shows how the Rebel offense performs inside the "red zone" during the 2019 season:

Game	Chances	TD	FG	TO	Downs	Missed FG	Half
Florida	8	4	0	1	1	1	0
Kentucky							
Alabama							
Arkansas							
Auburn							
Vanderbilt							
South Carolina							
Texas A&M							
Mississippi State							
LSU							
Totals	8	4	0	1	1	1	0
Opp. Totals	6	4	2	0	0	0	0

Ole Miss Scoring Percentage: 87.9% (29 of 33)
Opponents Scoring Percentage: 100% (6 of 6)

Ole Miss Points Scored: 28
Opponents Points Scored: 34

GAME ONE #5 FLORIDA 51, OLE MISS 35

Sept. 26, 2020

Attendance: 13,926 • Vaught-Hemingway Stadium • Oxford, Miss.

OXFORD, Miss. — Despite 613 yards of total offense, the Ole Miss Rebels (0-1 SEC) had few answers for Florida quarterback Kyle Trask as they fell 51-35 to the No. 5 ranked Florida Gators to open the 2020 season.

Sophomore quarterback Matt Corral completed 22 of 31 passes for 395 yards and three touchdown passes. Elijah Moore also had 10 catches for 227 yards, the second most in a single game in Ole Miss history and most against an SEC opponent in school history.

Defensively, the Rebels were led by Keidron Smith, who finished with 12 tackles, followed by Jacquez Jones and Jaylon Jones, who combined for 15 tackles.

Corral found Dontario Drummond twice in the first half, both times for touchdowns. Ole Miss kept pace with Florida through most of the first half, but the Gators used a late two-minute drive to push their lead to 28-14 at the half.

It wouldn't take long for Florida to seize control for good. Two plays into the third quarter, Trask found Pitts for the third time with a 71-yard touchdown strike on a deep pattern to take a 35-14 lead. The Rebels responded with a two-play drive of their own, with Corral finding Elijah Moore wide open for a 57-yard gain. Ealy then hit the end zone from 18 yards out with 13:43 remaining in the third quarter to cut Florida's lead to 35-21.

Ole Miss held firm defensively in their own territory, forcing Florida to kick field goals on their three ensuing drives. Senior Kenny Yeboah broke out for the Rebels, sealing a five play, 81-yard drive with an eight-yard TD reception in the fourth quarter. Jonathan Mingo caught the two-point conversion to make the score 44-29 with 11:00 left to play.

The Rebels had a chance late in the fourth quarter, but the Gators drained 5:37 off the clock on another scoring drive. Snoop Conner found the end zone, capping off a 16-play, 75-yard drive with a goal line score with 58 seconds left. The Rebels recovered the ensuing onside kick and marched down to the Florida 10-yard line but could not convert on two pass attempts in the final eight seconds, ultimately falling to Florida, 51-35.

Florida		14	14	13	10	51
Ole Miss		7	7	7	14	35
1st Quarter						V-H
5:48	UF	K. Pitts 1-yard pass from K. Trask (E. McPherson kick)				7-0
3:43	OM	D. Drummond 46-yard pass from M. Corral (L. Logan kick)				7-7
0:50	UF	T. Grimes 22-yard pass from K. Trask (E. McPherson kick)				14-7
2nd Quarter						
12:04	OM	D. Drummond 14-yard pass from M. Corral (L. Logan kick)				14-14
3:10	UF	K. Toney 16-yard pass from K. Trask (E. McPherson kick)				21-14
0:05	UF	K. Pitts. 16-yard pass from K. Trask (E. McPherson kick)				28-14
3rd Quarter						
14:19	UF	K. Pitts 71-yard pass from K. Trask (E. McPherson kick)				35-14
13:43	OM	J. Ealy 18-yard run (E. McPherson kick)				35-21
9:30	UF	E. McPherson 55-yard field goal				38-21
5:06	UF	E. McPherson 37-yard field goal				41-28
4th Quarter						
12:54	UF	E. McPherson 23-yard field goal				44-28
11:00	OM	K. Yeboah 17-yard pass from M. Corral (J. Mingo pass from M. Corral)				44-29
5:14	UF	K. Pitts 17-yard pass from K. Trask (E. McPherson kick)				51-29
0:58	OM	S. Conner 1-yard run (M. Corral rush failed)				51-35

Team Stats	UF	OM	Individual Leaders
First Downs	32	29	Rushing
Rushes-Yards	29-196	45-170	OM: J. Ealy, 16-79 (TD)
Passing Yards	446	443	UF: K. Toney, 2-55
Comp.-Att.-Int.	31-45-1	24-33-1	Passing
Total Plays-Yards	74-642	78-613	OM: M. Corral, 22-31-395 (3 TD)
Fumbles-Lost	2-0	0	UF: K. Trask, 30-42-416 (6 TD)
Penalties-Yards	4-40	4-45	Receiving
Punt Returns-Avg.	0-0	0-0	OM: E. Moore, 10-227
KO Returns-Avg.	2-20.0	2-19.0	K. Yeboah, 5-91 (TD)
Interceptions	1	1	UF: K. Pitts, 8-170 (4 TD)
Possession Time	33:29	26:31	K. Toney, 5-59 (TD)
3rd Down Conv.	6-10	9-14	
4th Down Conv.	0-0	0-1	