



NEW ZOU

2020 MIZZOU FOOTBALL GAME NOTES

GAME
4

Columbia, Mo.

3:00 PM

Memorial Stadium (11,700)

SEC Network

MIZZOU TIGERS

Record 1-2 (1-2 SEC)
Head Coach Eliah Drinkwitz (1st)
Career Record 13-3 (2nd) | 1-2 SEC
OC: Eliah Drinkwitz (field)
DC: Ryan Walters (field)

Scoring Off | Def 25.3 (55th) | 38.0 (68th)
Total Off | Def 417.3 (32nd) | 438.3 (54th)
Rushing Off | Def 125.0 (61st) | 130.7 (27th)
Passing Off | Def 292.3 (18th) | 307.7 (69th)
Time of Possession 29:11 (46th)
Red Zone 6-of-7 (85.7%) (35th)
3rd Down 19-of-41 (46.3%) (24th)

KENTUCKY WILDCATS

Record 2-2 (2-2 SEC)
Head Coach Mark Stoops (8th)
Career Record 46-46 (8th) | 22-38 (SEC)
OC: Eddie Gran/Darin Hinshaw
DC: Brad White

Scoring Off | Def 28.0 (45th) | 20.0 (15th)
Total Off | Def 348.5 (62nd) | 341.3 (19th)
Rushing Off | Def 206.0 (17th) | 106.3 (18th)
Passing Off | Def 142.5 (69th) | 235.0 (34th)
Time of Possession 32:56 (13th)
Red Zone 12-of-15 (37.5%) (50th)
3rd Down 28-of-56 (50.0%) (13th)

FULL MEDIA INFORMATION



SEC NETWORK

PBP: Taylor Zarzour
ANALYST: Matt Stinchcomb
REPORTER: Dawn Davenport



TIGER RADIO NETWORK

XM: 190 | **SIRIUS:** 136 | **INTERNET:** 961
PBP: Mike Kelly
ANALYST: Howard Richards
SIDELINE: Chris Gervino

2020 SCHEDULE (1-2, 1-2 SEC)

DATE	MIZ	RK	OPP	RK	OPPONENT	TV	TIME CT
S 26	-	-	2	2	Alabama	ESPN	L, 38-19
O 3	-	-	21	20	at Tennessee	SEC Network	L, 35-12
O 10	-	-	17	16	LSU	SEC Network Alt	W, 45-41
O 24	-	RV	RV	RV	Kentucky	SEC Network	3 PM
O 31	-	-	-	-	at Florida	SEC Network Alt	6:30 PM
N 14	-	-	-	-	Georgia	TBD	TBD
N 21	-	-	-	-	at South Carolina	TBD	TBD
N 28	-	-	-	-	Arkansas	TBD	TBD
D 5	-	-	-	-	at Mississippi State	TBD	TBD
D 12	-	-	-	-	Vanderbilt	TBD	TBD

#ZOUNOTES - STATS YOU NEED TO KNOW

- 1978: The last time Mizzou defeated the defending National Champions, as Mizzou is coming off a 45-41 win over then-No. 17/16 LSU (Oct. 10). It also marked the first time since 1978 that a Mizzou head coach earned his first victory as a Tiger over a ranked opponent, as **Eliah Drinkwitz** won his first game at Mizzou.
- 12.0: The number of tackles/game from senior LB **Nick Bolton** this season, second-most nationally. His 17 stops at No. 21/20 Tennessee tied for the second-most at Mizzou since the turn of the century and were the most since a 20-tackle performance by LB Sean Weatherspoon against Buffalo on Sept. 20, 2008. He was named Bronko Nagurski National Defensive Player of the Week following Mizzou's win over LSU.
- 85.3: The completion percentage mark for RS freshman QB **Connor Bazelak** vs. LSU, Mizzou's best-ever completion percentage against a ranked opponent or FBS opponent, a mark that is also a Mizzou freshman record. The only performance better than Bazelak's was Chase Daniel's 94.1 completion percentage against Southeast Missouri during his senior season in 2008.
- 180: Rushing yards needed by senior RB **Larry Rountree III** to become Mizzou's all-time leading rusher by a non-QB. With 3,018 yards, he needs just eight yards to move into solo possession of third place on Mizzou's career rushing yards list. He would pass Tiger legend Brock Olivo if he reaches that mark. Rountree was the fastest Tiger to reach 2,000 rushing yards, needing just 28 game to do so, and needs 1,280 rushing yards to catch Mizzou's all-time career rushing leader, QB Brad Smith (4,289 from 2002-05).
- 52: Mizzou freshman K **Harrison Mevis** drilled a 52-yard FG vs. No. 17/16 LSU last week, a Mizzou freshman record. In just three career games, he is already just 1 of 6 players in Mizzou history to make multiple field goals from 50+ yards in their career. He is also the first Mizzou freshman to make a 50+ yard FG since Jeff Jacke in 1988.

STORY LINES

MIZZOU LOOKS TO BUILD OFF SIGNATURE WIN AS IT WELCOMES KENTUCKY FOR 109TH HOMECOMING

- After an unexpected bye week due to COVID-19 concerns with Vanderbilt, Mizzou (1-2, 1-2 SEC) hopes to build off of an impressive 45-41 win over defending national champion and 17th-ranked LSU on Oct. 10, as it welcomes Kentucky (2-2, 2-2 SEC) to Memorial Stadium this Saturday (Oct. 24) for a 3 p.m. kick on SEC Network. The game will serve as the 109th Homecoming at Mizzou, which is the birthplace of Homecoming (more on that later). Saturday's game was of course moved from Oct. 31 due to COVID-related issues with Vanderbilt (originally scheduled for Oct. 17) and Florida (originally scheduled for Oct. 24 in Gainesville).

RECAPING LAST TIME OUT

- Mizzou Football knocked off No. 17/16 LSU in a wild shootout, 45-41, last time out (Oct. 10) at Memorial Stadium as head coach **Eliah Drinkwitz** secured his first victory at the school in dramatic fashion. Mizzou (1-2) used an epic goal-line stop at the 1-yard line to down the defending National Champions in the final seconds. In a game that was originally slated to be played in Baton Rouge, La., and moved to Columbia due to Hurricane Delta, Mizzou ripped off 586 total yards of offense, including 406 through the air in RS freshman QB **Connor Bazelak's** second career start.
- Keep in mind, Mizzou accomplished all of this with six players (five starters/key contributors) out because of COVID contact tracing and injuries to two of its top four defensive tackles. The victory was a true test of the team's character and will to win as it faced with plenty of adversity leading into the game.
- Mizzou's defense limited LSU to 49 total rushing yards as Mizzou overcame three turnovers to claim the heavyweight bout and beat a defending National Champion for the first time since edging No. 5 Notre Dame on Sept. 9, 1978, 3-0 in South Bend, Ind. Mizzou's 45 points marked the most scored against LSU in regulation since Florida in 2008.
- In its previous seven games against defending National Champions, Mizzou was 0-7 with an average margin of defeat at 42 points. It's also worth noting that Mizzou had lost 27 straight games as a two-TD underdog before LSU. The last win as a 14-point dog was when Mizzou defeated No. 12 Oklahoma State, 51-50, in double OT in Stillwater during the 1997 season.
- Mizzou senior RB **Larry Rountree III** ran for 119 yards on 18 attempts, becoming just the fourth Tiger ever to rush for 3,000 career yards, and just the third running back.
- Bazelak was brilliant in his first start of the season, connecting on 29-of-34 passes for 406 yards and four touchdowns, doing so down three starting wideouts. He completed 15 consecutive passes at one point.
- Junior RB **Tyler Badie** continued to be a dual threat for the Tigers in the backfield with two touchdowns on the day. He scored his first touchdown on a 29-yard run in the first quarter, and he hauled in a 21-yard reception for a score in the third quarter. Badie finished the day with 106 all-purpose yards.
- WR **Tauskie Dove** had a career day, as he made his first career start and hauled in six catches for 83 yards vs. LSU, including his first career TD grab on a first-quarter flea-flicker for 58 yards.
- Senior WR and former QB **Micah Wilson** also made his first career start and hauled in a touchdown as part of a two-catch, 45-yard day. His touchdown went for 41 yards in the third quarter.
- True freshman K **Harrison Mevis** connected on six PATs and hit a 52-yard field goal, the longest ever by a Mizzou freshman. He is the only Mizzou freshman kicker ever to connect on his first five FG attempts. Amazingly, two of those five makes have come from 50+ yards.
- Sophomore TE **Niko Hea** caught the go-ahead touchdown with 5:18 left in the fourth quarter to hand Mizzou the victory. Hea finished the day with 19 yards on two receptions.
- Junior LB **Nick Bolton** was all over the field on defense, making a team-high 11 tackles and three pass break-ups.
- Senior DE **Tre Williams** blocked a 45-yard field goal attempt.
- RS sophomore DL **Trajan Jeffcoat** and sophomore LB **Devin Nicholson** each had a sack for Mizzou. Jeffcoat added a game-high four QB hurries as well.

SERIES VS. KENTUCKY

- Mizzou trails the all-time series with Kentucky, 7-3, and the Wildcats have won the last five meetings dating back to the 2015 season, however three of those setbacks have been by eight points or fewer.
- Mizzou won the first three meetings with UK when it joined the league, winning 33-10 in 2012, 48-17 in 2013 and 20-10 in 2014, winning a pair of SEC East titles in that span.
- Since then, Kentucky has had Mizzou's number, starting with a 21-13 win in Lexington in 2015.
- The 2018 game was controlled by Mizzou for much of the contest until a Lynn Bowden Jr. punt return TD with 5:03 remaining got Kentucky back onto the game. TE C.J. Conrad then scored a 2-yard TD on an untimed down after a pass interference call extended the game as No. 12 Kentucky escaped with a 15-14 win.
- Last season, on a rainy Saturday night in Lexington, Mizzou dropped a 29-7 decision to the Wildcats. Mizzou mustered just 289 yards of total offense in the game, as Kentucky opened a 22-0 lead and never looked back despite a Tyler Badie 74-yard TD reception in the third quarter.

2020 MIZZOU FOOTBALL MEDIA SCHEDULE (all times CT)

MONDAY	TUESDAY	WEDNESDAY	THURSDAY	FRIDAY	SATURDAY	SUNDAY
NO MEDIA ACCESS	COACH DRINKWITZ WEEKLY PRESS CONFERENCE 12 p.m. REQUESTED PLAYERS POST-PRACTICE 5:15 p.m.	SEC WEEKLY TELECONFERENCE 12 p.m. COORDINATORS 5:15 p.m.	NO MEDIA ACCESS	NO MEDIA ACCESS	vs. Kentucky 3 p.m. SEC Network	NO MEDIA ACCESS

PLAYER/COACH REQUESTS

- All player/coach requests are due to Mizzou SID Shawn Davis via e-mail (davisshaw@missouri.edu) by the close of business (5 p.m.) each Monday.

CREDENTIALS

- With COVID-19 forcing Mizzou Athletics to take physical distancing measures, the capacity in the Memorial Stadium Press Box will be greatly reduced during the 2020 season. The press box capacity has been capped at 50, with the majority of those seats accounted for already. Below is the breakdown:
 - Seats 1-4:** Mizzou Communications Staff
 - Seats 5-26:** Mizzou Local Beat Media
 - Seats 27-30:** Visiting Communications Staff
 - Seats 31-42:** Visiting Media
 - Seats 43-45:** Local TV Affiliates
 - Seats 46-49:** Floaters for National/Local Media as needed/Lottery
 - Seat 50:** SEC Medical Observer
- * All media in the pressbox must wear face coverings at all times.**

MIZZOU LOCAL BEAT MEDIA

- Those on the Mizzou beat have already been selected for their seats, and Kate Lakin from the Mizzou Strategic Communications staff will be reaching out with how to obtain your credentials. This list includes all print media and radio personalities who cover Mizzou on a regular basis.
- Each local TV affiliate will also have one seat in the press box. Those three affiliates are KMIZ ABC-17, KOMU NBC-8, and KRCG CBS-13. We ask that these affiliates please share video that you shoot with affiliates (home and visiting team) that we are not able to credential due to the space/field restrictions this year.
- *If you do not receive a note, please e-mail both me (Shawn Davis at davisshaw@missouri.edu) and Kate Lakin (lakinke@missouri.edu) to be placed into consideration for one of the rotating floating spots.

VISITING MEDIA

- The seats for the visiting team's media will be selected by the visiting team's communication staff each week. If you are interested in traveling to a game to watch a team that you normally cover, please reach out to the communications staff for that particular team. They will then supply our staff with a list for each home game. Mizzou's communications staff will then assign seats, which will be displayed on the seating chart when media arrives at the press box.

FLOATING SEATS/LOTTERY

- Each week, Mizzou's communications staff has left four seats open as floaters for any national/local media wishing to attend games. This number could change week-to-week, depending upon the RSVPs of our local group and the size of the visiting team media pool. Those interested in applying for these four seats should e-mail both me (Shawn Davis at davisshaw@missouri.edu) and Kate Lakin (lakinke@missouri.edu) for consideration.
- Additionally, if extra seats become available, we will send a note to our local listserve on Tuesdays at 10 a.m. to see if we can accommodate extra media members through a lottery of sorts. We will give preference to those who have covered our team regularly in the past. Should you be approved for one of the extra floating seats, we will communicate that to you by the end of the day every Tuesday before a home game.

CREDENTIAL PICKUP

- All credentials will be distributed on a game-by-game basis this season. Credentials will be available for pickup starting the Wednesday before a home game from the south entrance of Mizzou Arena. Please contact Kate Lakin (lakinke@missouri.edu) if you need alternate pickup arrangements.

FIELD ACCESS (PHOTO/VIDEO)

- The physical distancing policies are not just confined to the press box, as field level will also be greatly impacted this season. In the best interest of the health and well-being of our student-athletes and coaches, Mizzou will be prohibiting field access to all but two wire photography services, and three local television stations (one per each major affiliate – ABC, CBS and NBC), in accordance with the SEC's photography rule. Below is a breakdown of the five external photo/video slots allowed on the sideline at each of Mizzou's five home games:
 - Associated Press Photo
 - USA Today Photo
 - KMIZ TV ABC-17
 - KRCG TV CBS-13
 - KOMU TV NBC-8

IMPORTANT INFO FOR PERMITTED PHOTOGRAPHERS

- These photographers must participate in required COVID screening consistent with institutional personnel permitted on the field.
- Photographers will be assigned a designated spot.
- At no time may a non-institutional media photographer come within 6 feet of the bench area or move behind the bench area.
- Photographers will be required to wear disposable vests. Vests will be distributed when you pick up your credentials.
- Face coverings must be worn at all times while on the field.
- Check-in for photographers will be at the gate on the SW corner of Memorial Stadium, just to the south of the press elevator. That ramp has direct access to the photo work room.

FIELD ACCESS (PRINT/STAND-UPS)

- Field access to print media will be strictly prohibited. Pre- and post-game standups for all media outlets are strictly prohibited on the field. Mizzou asks that for those wishing to do standups to find a spot outside of the stadium.

POSTGAME INTERVIEW PROCEDURES

- All interviews with Mizzou head coach Eliah Drinkwitz and student-athletes will be conducted via Zoom postgame. There will be one Zoom link sent out for Mizzou's press conferences each week. Media will be required to stay in their seats for the press conference with their microphones muted, and earphones in to prevent any feedback on the Zoom call.
- Coach Drinkwitz will address the media first following a brief cooling-off period. The communications staff will give preference to those who are credentialed for the game when asking questions. Immediately following that Zoom call, the Mizzou Strategic Communications office will download and disseminate Coach Drinkwitz's video to all members of the media, regardless of attendance at the game.
- Players will then be available on the Zoom call following Coach Drinkwitz. We anticipate making a maximum of seven players available following the game, based upon the requests of those in attendance. These interviews will also be disseminated to the media regardless of attendance at the game.
- The visiting team will be responsible for their Zoom link, and sharing that with their media.

FOOD

- Mizzou Athletics will provide pre-packaged food and beverages this year, instead of the traditional buffet style meal. This is to help limit the amount of time waiting in food lines, and cross-contamination through food.

STATS

- Mizzou will no longer provide handouts of stat sheets, due to the potential distancing challenges of that process. Traditional stat books will be printed following the conclusion of the game, and they will be available for pickup at the media window for those interested. Of course, every Mizzou Football game will feature a live stats view at www.Mizzou.Statbroadcast.com.

STORY LINES

NOTABLE FEATS FROM THE LSU WIN

- The win marked the first time Mizzou defeated a ranked opponent since its 38-17 win at No. 13 Florida on Nov. 3, 2018.
- The victory also snapped an eight-game losing streak to ranked opponents on Faurot Field, and was the Tigers first at home over a ranked foe since a 25-21 victory over No. 19 Texas A&M to claim the 2013 SEC East title.
- The 45 points Mizzou scored on No. 17 LSU marked its most scored on a ranked opponent since defeating No. 20 Illinois, 52-42, on Aug. 30, 2008.
- Mizzou's offense gained an average of 8.62 yards per play (68 plays/586 yards) against the Bayou Bengals, Mizzou's highest mark in a conference game since 1957.
- The Mizzou offense snapped LSU's 13-game record of stopping opponents from scoring on opening drives.
- The last time LSU gave up 24 points in the first half to an unranked opponent was against Troy on Nov. 15, 2008, and the last time LSU gave up 24 points in the first half to any opponent was vs. No. 25 Ole Miss on Nov. 21, 2015.
- The LSU game marked the first time Mizzou has scored 24 points in the first half against a ranked opponent since it scored 28 in the first half against No. 7 Georgia in 2013. Both games of course were huge wins for the program.
- Other than LSU's seven overtime thriller against Texas A&M in 2018, Mizzou is the first offense to score 45 points against LSU in regulation since Florida did so in 2008.
- After holding LSU's offense to just one rushing yard in the first half, Mizzou's defense held the visiting Tigers to 49 rushing yards, LSU's lowest since it recorded 12 rushing yards against No. 1 Alabama on Nov. 3, 2018.
- Mizzou did not allow a single third-down conversion from LSU on 10 attempts.
- Mizzou is now 10-10 all-time against the SEC West and it was Mizzou's first-ever win over LSU in league play.

LET'S GO BACK TO THAT EPIC GOAL-LINE STAND

- In what was an offensive shootout for much of the game, it was Mizzou's defense that made plays when it mattered most, four of which came as LSU needed just one yard to escape The Zou with a win.
- The entire goal line sequence, as heralded as it was across the nation, would not have been possible without an unheralded play from senior DB **Adam Sparks**, a Louisiana native to boot, as he tackled LSU WR Terrace Marshall at the 1-yard line, keeping him out of the end zone and setting up the sequence.
- **First Down:** A stout Mizzou front plugged the middle, allowing All-American LB **Nick Bolton** to come from the right side and SS **Martez Manuel** to collapse from the left, tackling LSU RB Ty Davis-Price for not gain.
- **Second Down:** LSU snapped the ball quickly as time was moving against the visitors, and senior DT **Markell Utsey** blew up the line of scrimmage to allow the linebackers to get into the backfield to again stifle Davis-Price. LSU calls timeout with 22 second left.
- **Third Down:** Mizzou finished with 10 pass break-ups as a team vs. LSU, three from its defensive star Bolton. Bolton's biggest PBU came on third down as he came from the left side and batted down a swing pass into the flat to a wide-open Marshall. Big-time players make big-time plays, and Bolton's play was one of those.
- **Fourth Down:** With Marshall having a career day – 11 catches for 235 yards – everyone in the stadium knew the ball was likely headed in that direction on fourth down. LSU QB Myles Brennan rolled right and had his favorite target streaking to the pylon, appearing to be open, but senior S **Joshuah Bledsoe** jumped the route and got a hand on the pass, sealing the win. Again, big-time players make big-time plays, and Bledsoe did just that. Bledsoe played like a big-time player when matched against Marshall all game long. According to Pro Football Focus, when Bledsoe was covering Marshall for six targets, he had just three catches for 57 yards

and a touchdown with a pair of PBUs, including the game-winner. All other Mizzou defenders on Marshall combined to allow eight catches for 179 yards and two TDs.

- It's worth noting that Mizzou's goal line stand came exactly 30 years and four days after the notorious 'Fifth Down' game during which eventual National Champion Colorado was erroneously awarded a fifth down, winning the game with a 1-yard run as time expired.

DEFENSE MAKES PLAYS WHEN IT MATTERS

- In what was an offensive shootout for much of the game, it was Mizzou's defense that made plays when it mattered the most. Aside from limiting LSU to becoming a one-dimensional offense with just 49 yards rushing, Mizzou's defense bowed up in key situations.
- LSU scored 17 points off of three Mizzou turnovers, taking over deep in Mizzou territory (one on the MU 25 and another on the MU five). In fact, the last time Mizzou won a game with a multiple-turnover disadvantage was a 33-28 win over Vanderbilt on Nov. 10, 2018. In fact, Mizzou last won a game with a -3 turnover margin in the Comeback at Carolina, a 21-20 comeback win over South Carolina on Sept. 27, 2014, a victory that helped Mizzou claim its second of back-to-back SEC East championships. Mizzou had a -5 turnover margin that game.
- It's worth noting that after LSU scored the go-ahead touchdown to make the score 38-31 with 10:36 remaining in the third quarter, Mizzou actually played stout defense from that point on, allowing just three points over the final 25:36 of play. LSU had four possessions in that span, including the goal line stand, a punt and a blocked FG.

COACH DRINK GETS FIRST WIN, DOES SO IN NOTABLE FASHION

- Of course, the win over LSU marked the first for **Elijah Drinkwitz** as Mizzou head coach. He is now 13-3 in his career as a head coach, but most notably he became the first Mizzou coach to defeat a ranked opponent for his first career Mizzou win since Warren Powers defeated No. 5 Notre Dame, 3-0, on Sept. 9, 1978 in South Bend, Ind.

NATIONAL RECOGNITION FOR MIZZOU

- Following Mizzou's huge win over LSU, several players earned national and conference awards. Below is a snapshot:

QB CONNOR BAZELAK

- SEC Freshman of the Week
- Davey O'Brien National QB of the Week
- Orange Bowl Player of the Week
- Manning Award Start of the Week
- Davey O'Brien Award Great Eight List

LB NICK BOLTON

- Bronko Nagurski National Player of the Week

WR TAUSKIE DOVE

- Earl Campbell Tyler Rose Award Honorable Mention Player of the Week

MIZZOU POSTS HIGHEST YARDS PER PLAY IN LEAGUE GAME SINCE 1957 IN WIN OVER LSU

- Mizzou's offense was arguably the best its ever been in an SEC game last time out vs. LSU. In fact, when looking at one stat in particular, it's easy to see why - Mizzou averaged 8.62 yards per play vs. the defending National Champions. Dating back to 1957, that is Mizzou's best mark ever in a conference game.

- #1 - vs. LSU (2020) - 8.62 yards per play
- #2 - vs. Kansas State (2009) - 8.49 yards per play
- #3 - vs. Kansas (1969) - 8.45 yards per play

QUICK FACTS

GENERAL

Name of School: _____ University of Missouri
City/Zip: _____ Columbia, MO 65205
Founded: _____ 1839
Enrollment: _____ 31,105 (fall 2020)
Nickname/Colors: _____ Tigers / Mizzou Gold (PMS 124c) & Black
Stadium (Opened): _____ Faurot Field/Memorial Stadium (1926)
Capacity: _____ 62,621 (full) / 11,700 (2020)
Surface: _____ Artificial (FieldTurf)
Affiliation/Conference: _____ NCAA FBS / SEC (East Division)
System President & University Chancellor: _____ Dr. Mun Y. Choi
Faculty Athletics Representative: _____ Pamela Bruzina
Director of Athletics: _____ Jim Sterk
Football Sport Administrator: _____ Nick Joos
Athletic Dept. Phone: _____ (573) 882-6501
Ticket Office Phone: _____ 1-800-CAT-PAWS or (573) 884-PAWS

HISTORY

First Year of Football: _____ 1890
Overall All-Time Record: _____ 686-569-52 #
No. of Bowl Appearances (Record): _____ 33 (15-18)
Last Bowl Appearance: _____ Dec. 31, 2018
Result: _____ Lost 38-33 to Oklahoma State, in Liberty Bowl (Memphis)
SEC East Champions _____ 2013, 2014
Big 12 North Champions _____ 2007, 2008, 2010
Big 8 Champions _____ 1909, 1913, 1919, 1924, 1925, 1939, 1941, 1942, 1945, 1960, 1969

- Due to NCAA action, all-time MU record is 677-569-52

COACHING/SUPPORT STAFF

Head Coach: _____ Elijah Drinkwitz
Alma Mater/Year: _____ Arkansas Tech, '04
Record at school/career (yrs): _____ 1-2 (1st)
Football office phone: _____ (573) 882-2213
Best time/day to reach coach: _____ Through SID
Assistant Coaches _____ (Alma Mater/Responsibility):
_____ Ryan Walters (Colorado, '08; Def. Coord./Safetyes)
_____ Erik Link (Drake, '03; Special Teams Coord.)
_____ Brick Haley (Alabama A&M, '88; DL)
_____ Bush Hamdan (Boise State, '08; WR/QB)
_____ Casey Woods (Tennessee, '06; TE/Recruiting Coord.)
_____ Charlie Harbison (Gardner-Webb, '82; DB)
_____ David Gibbs (Colorado, '90; DB)
_____ Marcus Johnson (Mississippi, '04; OL)
_____ D.J. Smith (Appalachian State, '10; LB)
_____ Curtis Luper (Stephen F. Austin, '96; RB)

TEAM INFORMATION

2019 Record: _____ 6-6
SEC Record/Finish: _____ 3-5/T-4th in SEC East
Basic Offense/Defense: _____ Multiple / Multiple
Lettermen Returning (42): _____ 17 (o) / 23 (d) / 2 (spec)
Lettermen Lost (17): _____ 9 (o) / 7 (d) / 1 (spec)
Starters Returning (14): _____ 4 (o) / 8 (d) / 2 (spec)
Starters Lost (11): _____ 7 (o) / 3 (d) / 1 (spec)

COACHING ASSIGNMENTS

Elijah Drinkwitz - Head Coach / OC _____ Field
Ryan Walters - Defensive Coordinator / Safetyes _____ Field
Erik Link - Special Teams Coordinator _____ Field
Brick Haley - Defensive Line _____ Field
Bush Hadman - Wide Receivers / Quarterbacks _____ Field
Casey Woods - Tight Ends _____ Booth
Charlie Harbison - Defensive Backs _____ Booth
David Gibbs - Defensive Backs _____ Booth
Marcus Johnson - Offensive Line _____ Field
D.J. Smith - Linebackers _____ Field
Curtis Luper - Running Backs _____ Field

STORY LINES

A HISTORIC PERFORMANCE FOR BAZELAK

- It's important to note that the LSU win featured a redshirt freshman quarterback making his second career start and first of the season guiding Mizzou's dominant offense. **Connor Bazelak**, who had shined in backup duty in Mizzou's first two games, got the start for Coach Drinkwitz last Saturday and shined against the defending national champions.
- In his second career start, Bazelak engineered an unbelievable day for the Mizzou offense. At 85.3 percent (29-of-34), Bazelak posted Mizzou's best-ever completion percentage against a ranked opponent or FBS opponent, a mark that is also a Mizzou freshman record. The only performance better than Bazelak's was Chase Daniel's 94.1 completion percentage against Southeast Missouri during his senior season in 2008.
- Bazelak's passer rating of 242.4 was the sixth-best mark in program history, with the other five coming against SEMO, Iowa State, Missouri State, Nevada and Idaho, as it was the best-ever rating against a ranked team for a Mizzou QB. The previous best rating by a Mizzou QB in an SEC game was Drew Lock's 210.3 at Florida in 2018.
- The redshirt freshman passed for 406 yards and four touchdowns – the first Mizzou freshman to pass for four touchdowns in a game since Maty Mauk against Kentucky in 2013 – and the 14th-most passing yards by a QB ever.
- Only six Mizzou QBs have ever thrown for more yards than Bazelak did Saturday – keep in mind it was his second career start.
- He led the offense to 586 total yards, including 406 through the air, and at one point completed 15 consecutive passes, the longest such streak since Chase Daniel had 20 straight against Buffalo in 2008 - Bazelak's streak ended on a ball he had to throw away after being flushed from the pocket.
- Bazelak is the only SEC QB since the turn of the century to have 400 yards, 4 TDs, 85% completion pct. and 0 INTs in a game. Only two other QBs have accomplished a similar stat line against a Power-5 opponent over the same time frame - Geno Smith and Philip Rivers.
- Keep in mind, he did all of this with Mizzou's top two WRs and three of the group's top five out of the lineup due to COVID-related issues.
- Bazelak won the following awards following Mizzou's win over LSU:
 - SEC Freshman of the Week
 - Davey O'Brien National QB of the Week
 - Orange Bowl Player of the Week
 - Manning Award Star of the Week
 - Davey O'Brien Award Great Eight List

MIZZOU IS THE HOMECOMING BIRTHPLACE

- Mizzou, which is the birthplace of Homecoming, is 62-40-5 all-time in Homecoming games. Legend says that the Homecoming tradition got its start at the University of Missouri in 1911, thanks to the vision and efforts of Chester L. Brewer, Mizzou's Director of Athletics at the time. Although Illinois staged a similar celebration in 1910, Missouri claims its 1911 effort as one of the first formal Homecoming celebrations surrounding a football game. That year, the Missouri-Kansas game was to be played on a college campus for the first time ever. Previously, the game had been played in either Kansas City or St. Joseph, Mo.
- Brewer wanted to add some spice to the season-ending game in Columbia, so he issued a plea to Mizzou alumni and especially to former Tiger football players to "Come Home" for the game. They did just that, with a record crowd of 9,000 overflowing old Rollins Field.
- With four minutes to play, and Mizzou trailing by three, Tiger captain Glen Shuck booted a tying field goal from a difficult angle. Then, little Billy Blee caught a rampaging KU fullback in the open field in the final seconds to preserve the tie, and was carried off the field a hero. Hence, "Homecoming" was born.
- Mizzou has won 13 of its last 18 Homecoming games, including a landmark 36-27 win over BCS No. 1-ranked Oklahoma in 2010

(36-27). The Tigers also got their first-ever SEC win in the 2012 Homecoming tilt against Kentucky (a 33-10 Tiger victory). Mizzou won last year's Homecoming game, defeating Ole Miss, 38-27, to cap a five-game winning streak at the time.

ROUNTREE RANKS AMONG PROGRAM'S ALL-TIME GREATS

- Mizzou senior RB **Larry Rountree III** ran for 119 yards on 18 attempts vs. LSU, becoming just the fourth Tiger ever to rush for 3,000 career yards, and just the third running back.
- Rountree passed Tiger legend Devin West to move into fourth place on Mizzou's all-time rushing list as he now has 3,018 yards on 587 career carries (5.14 average). He needs eight yards this Saturday to catch another Tiger legend, Brock Olivo whose number is retired at Mizzou. He sits just 180 yards shy of the all-time rushing record by a Mizzou tailback. That record is currently held by Zack Abron (3,198 yards from 2000-03).
- He has an outside shot at catching transcendent QB Brad Smith who is the school's all-time leading rusher with 4,289 career yards. Rountree is 1,280 yards back of that mark. Below is a look:

Rank	Player (years)	Yards	Total Carries
1.	Brad Smith, QB (2002-05)	4,289	799
2.	Zack Abron, RB (2000-03)	3,198	692
3.	Brock Olivo, RB (1994-97)	3,026	686
4.	Larry Rountree III, RB (2017-20)	3,018	587
5.	Devin West, RB (1995-98)	2,954	567

- The LSU game marked Rountree's 10th career 100-yard rushing game and first of the season. He is one of six Tigers to record 10+ games of 100 or more rushing yards, joining Brad Smith (18), Zack Abron (11), Henry Josey (11), Joe Moore (11) and Devin West (11).
- Rountree III tallied his 27th career rushing touchdown at Tennessee three weeks ago. That moved him into a tie for seventh place all-time at Mizzou, matching Brock Olivo (1994-97). He ended the game with 84 tough yards on 18 attempts (4.7 per carry). Below is a look at where Rountree ranks on Mizzou's all-time rushing TD list (running backs unless otherwise denoted):

Rank	Player	Rushing TDs	Years
1.	Brad Smith (QB)	45	2002-05
2.	Zack Abron	40	2000-03
3.	Corby Jones (QB)	38	1995-98
4.	Henry Josey	30	2010-13
5.	Devin West	28	1995-98
6.	Derrick Washington	28	2007-09
7.	Larry Rountree	27	2017-present
	Brock Olivo	27	1994-97

- Rountree is averaging 0.659 touchdowns per game in his career. Should he average that mark for the final seven games this season, he would finish with 31 career rushing TDs, which would be fourth-most in Mizzou history and second-most among Mizzou running backs.
- Additionally, Rountree now has 16 runs of 25+ yards in his career, tied for the third-most in school history. He also has 21 rushes of 20+ yards, fifth-most in Mizzou history. Below is a look:

Rank	Player	Rushes of 25+	Years
1.	Brad Smith (QB)	35	2002-05
2.	Henry Josey	20	2010-13
3.	Larry Rountree	16	2017-present
	Tony Temple	16	2004-07

Rank	Player	Rushes of 20+	Years
1.	Brad Smith (QB)	50	2002-05
2.	Tony Temple	30	2004-07
3.	Henry Josey	27	2010-13
4.	Corby Jones (QB)	24	1995-98
5.	Larry Rountree	21	2017-present

PRO-NUN-SEE-A-SHUN GUIDE

PLAYERS	PLAY-urz
Tyler BADIE	BAY-dee
SIMI BAKARE	SIM-ee BUH-car-EE
Connor BAZELAK	BAY-zuh-lack
Larry BOROM	BORE-um
Z'CORE Brooks	ZUH-corey
D.J. BULLARD	BULL-urd
Ish BURDINE	Burr-dean
AKIAL Byers	uh-KEE-ull
J.C. CARLIES	CAR-lyes (prefers J.C. Carlies)
KIBET CHEPYATOR	KIB-bet SHEP-yuh-tore
KEKE Chism	Kee-Kee
Logan CHRISTOPHERSON	chris-TOFF-er-son
XAVIER Delgado	ZAY-vee-ur
TAUSKIE Dove	TAH-skee (rhymes with PLOW-skee)
Myles EADDY	EDDIE
MONTRA Edwards	MON-truh
Justin EFERBERA	ee-fuh-bare-uh
JAVON Foster	juh-VON
Dominic GICINTO	juh-SIN-toe
TYREE Gillespie	tie-REE
JATORIAN Hansford	JUH-tory-uhn
NIKO HEA	KNEE-coe HAY
JAVIAN Hester	juh-VON (prefers JJ Hester)
TRAJAN Jeffcoat	TRAY-jun
Sean KOETTING	KET-ing (rhymes with setting)
Michael Maietti	MY-eddy
SCI Martin	SIGH
Harrison MEVIS	Mee-vus
THALEN Robinson	THAY-lun
D'IONTE Smith	dee-on-tay (prefers Boo smith)
DAVAL Torres	DUH-vall
Markell UTSEY	ut-SEE
HYRIN White	HIGH-rin
JALANI Williams	juh-LAW-knee
MICAH Wilson	MIKE-uh

MIZZOU CAPTAINS

LB Nick Bolton

OL Case Cook

RB Larry Rountree III

* Fourth captain will rotate game-to-game from senior class

Game 1 vs. Alabama – DB Joshua Bledsoe

Game 2 at Tennessee – DL Markell Utsey

Game 3 vs. LSU – OL Michael Maietti

Game 4 vs. Kentucky –

Game 5 at Florida –

Game 6 vs. Georgia –

Game 7 at South Carolina –

Game 8 vs. Arkansas –

Game 9 at Mississippi State –

Game 10 vs. Vanderbilt –

STORY LINES

TIGERS HAVE A BUDDING YOUNG STAR AT KICKER

- We would be remiss if we didn't mention true freshman kicker **Harrison Mevis** as the Tigers get ready to take on Kentucky this weekend. A native of Warsaw, Ind., Mevis was the No. 2-ranked kicker nationally coming out of Warsaw Community High School by Kohl's Kicking. He has lived up to those expectations early in his young career, connecting on five of his six field goal attempts this season, with his only miss coming from 56 yards.
- He is the first Mizzou kicker ever to connect on his first five field goals as a collegiate kicker, and he did so in incredible fashion, hitting a pair from 50+ yards. His 52-yard field goal vs. LSU marks the longest by a Mizzou freshman in program history.
- He is also the first Mizzou freshman to make a 50+ yard FG since Jeff Jacke in 1988.

BOLTON TACKLING AT HISTORIC PACE

- Entering week five of the season, Mizzou junior All-SEC LB **Nick Bolton** once again finds himself ranked among the national elite in tackles. After posting 11 more tackles and three pass breakups vs. LSU, Bolton sits tied for seventh nationally with 36 tackles while his 12.0 tackles/game is tied for the lead nationally (players who have played multiple games) with Arkansas' Jalen Catalon.
- Since Oct. 12, 2019, after Mizzou senior captain LB Cale Garrett went down with a season-ending injury, Bolton has tallied 107 tackles over the last 10 games (10.7 per-game average). His 10.7 tackle per-game average puts him on pace for 111 tackles over the 10-game, shortened 2020 season.
- The last Tiger to average better than 10.7 tackles per game over a nine-game span was LB Kentrell Brothers during his All-American 2015 season when he led the nation with 152 tackles. Brothers averaged 13.0 tackles per game in the first nine games of the 2015 season.
- Bolton's 17 tackles at Tennessee are tied for the second-most at Mizzou since the turn of the century and are the most since a 20-tackle performance by LB Sean Weatherspoon against Buffalo on Sept. 20, 2008.

TIGERS MAY HAVE THE SEC'S BEST TRIO OF SAFETIES

- One of the strongest position groups for the Tigers on this year's defense is the safety position. Mizzou's two elder statesmen on the back end of the defense — FS **Joshuah Bledsoe** and boundary safety **Tyree Gillespie** — are long-known as being one of the nation's elite safety tandems. But, after week the first three weeks of play, we also need to highlight SS **Martez Manuel** into the conversation.
- Manuel — whose SS spot is a hybrid linebacker/safety position as part of Mizzou's five-DB scheme — is currently third on the team with 22 tackles and leads the team with his 3.5 tackles for loss.
- The trio was disruptive all over the field vs. No. 2 Alabama, combining for 18 tackles, 4.5 tackles for loss and two PBUs.
- They again shined last time out against LSU, posting a combined 16 tackles and two pass breakups, one of which was Bledsoe's to end the game.
- Through three games, they rank third (Manuel with 22), fourth (Gillespie with 17) and fifth (Bledsoe with 16) on the team in total tackles. They have combined for 54 tackles, 4.5 tackles for loss and three pass breakups through the season's first three games.
- Coached by defensive coordinator Ryan Walters, a rising young star in the coaching profession who landed at No. 8 on The Athletic's Assistant Coaches to Watch list over the summer, Mizzou's safeties are a proven commodity in the SEC.
- Gillespie was tabbed a 2020 second-team All-SEC pick during the preseason by the league's coaches after posting 50 tackles over 12 games last year, including 4.0 tackles for loss, one sack and seven pass breakups.
- Bledsoe, who made the jersey change from #18 to #1 this season, finished 2019 ranked third on the team with 49 tackles (35 solo) with 4.0 tackles for loss. He added a team-high 10 pass breakups with a fumble recovery and also forced fumble. His 49 tackles were a new single-season career-high and he became the first Mizzou safety in more than a decade to post 10+ pass breakups in a single season and just the eighth Mizzou defender to do so since 2009.

A QUICK LOOK AT MIZZOU'S FIRST-YEAR BENCH BOSS

- A winner at every stage of his coaching career, Eliah Drinkwitz — considered one of college football's top offensive minds — was named the 33rd head football coach at the University of Missouri in December 2019. Drinkwitz took over at Mizzou following an impressive 2019 season at Appalachian State, where he led the 20th-ranked Mountaineers to a 12-1 record and a Sun Belt Conference championship (Drinkwitz did not coach the bowl game, the team's 13th win, as he had already accepted the Mizzou job).
- Drinkwitz's offensive acumen has been a key element in his teams winning five conference championships while compiling a perfect 8-0 bowl game record in 10 seasons at the FBS level. The combined record of his teams from 2010-19 is 99-36 overall (73.3%), including a 58-24 conference mark (70.7%). Drinkwitz also serves as the program's offensive coordinator.
- The 2019 season saw Drinkwitz turn in one of the most impressive FBS head coaching debut seasons ever. His Mountaineers set a Sun Belt record with their 13 wins, and also set the mark for the best regular season in conference history (11-1). They claimed the Sun Belt championship with a 45-38 win against Louisiana on Dec. 7.
- Prior to App State, Drinkwitz spent three years as offensive coordinator and quarterbacks coach for record-setting North Carolina State teams (2016-18), after excelling in a similar role at Boise State for two years (2014-15), where the Broncos won the 2014 Mountain West title and finished 12-2 and ranked 16th nationally. In 2015, Drinkwitz was promoted to offensive coordinator and quarterbacks coach, and he helped the Bronco offense rank in the Top 15 nationally in points (39.1) and yards (501.3) per game.
- In his five seasons as an offensive coordinator, Drinkwitz has produced five 1,000-yard rushers, four 3,000-yard passers and four 1,000-yard receivers. Three of those years (2015, 2017, 2018) his offenses produced at least one in each category.

DRINKWITZ'S COACHING AWARDS

- 2019 Eddie Robinson Award Finalist
- 2019 North Carolina Coach of the Year (*North State Journal*)
- 2018 Broyles Award Nominee

BAZELAK ACCOMPLISHES RARE FEAT VS. LSU

- In Mizzou's win over LSU, RS freshman QB **Connor Bazelak** threw for four TDs, three of which came in the second half. He became the sixth Mizzou QB to ever throw for three second-half TDs, and first since Drew Lock did so against Wyoming in 2018. He and Lock are the only two Mizzou QBs to do so in a league game. Below is a look:
- 2020 - Connor Bazelak vs. LSU
- 2018 - Drew Lock vs. Wyoming
- 2017 - Drew Lock vs. Tennessee
- 2011 - James Franklin vs. Baylor
- 2008 - Chase Daniel vs. Kansas
- 2001 - Kirk Farmer vs. Oklahoma State
- 1993 - Brian Saltee vs. Kansas State

TOUCHBACK MASTER

- Mizzou RS JR K **Sean Koetting** has mastered the art of the touchback since taking over kickoff duties last season.
- In his career, Koetting has posted 16 touchbacks in 17 attempts, including 15 of 16 through three games this season.

MIZZOU ON 2020 WATCH LISTS

- Bednarik Award (top defensive player) — Junior LB Nick Bolton
- Doak Walker Award (top RB) — Larry Rountree III
- Butkus Award (top LB) — Junior LB Nick Bolton
- Bronko Nagurski Trophy (top defensive player) — Junior LB Nick Bolton, Senior DT Kobie Whiteside
- Outland Trophy (top interior lineman) — Senior DT Kobie Whiteside
- Hornung Award (most versatile) — Junior RB Tyler Badie
- Mackey Award (top TE) — Junior TE Daniel Parker, Jr.
- Wuerffel Trophy — (community service) — Senior DT Kobie Whiteside

MIZZOU IN THE NFL

Beau Brinkley	Tennessee Titans	LS
Chase Daniel	Detroit Lions	QB
Yasir Durant	Kansas City Chiefs	OL
Jordan Elliott	Cleveland Browns	DL
Blaine Gabbert	Tampa Bay Buccaneers	QB
Markus Golden	New York Giants	LB
Charles Harris	Atlanta Falcons	DE
Drew Lock	Denver Broncos	QB
Connor McGovern	New York Jets	OL
Mitch Morse	Buffalo Bills	OL
Albert Okwuegbunam	Denver Broncos	TE
Sheldon Richardson	Cleveland Browns	DL
Aldon Smith	Dallas Cowboys	DL

SERIES HISTORY - KENTUCKY

KENTUCKY LEADS, 7-3

1965 — Kentucky, 7-0 at Columbia
1968 — Kentucky, 12-6 at Lexington

as part of SEC (Kentucky leads, 5-3)

2012 — Missouri, 33-10 at Columbia
2013 — Missouri, 48-17 at Lexington
2014 — Missouri, 20-10 at Columbia
2015 — Kentucky, 21-13 at Lexington
2016 — Kentucky, 35-21 at Columbia
2017 — Kentucky, 40-34 at Lexington
2018 — Kentucky, 15-14 at Columbia
2019 — Kentucky, 29-7 at Lexington

MIZZOU GRADUATES

WR Keke Chism
WR Damon Hazleton
OL Mike Maietti
P Grant McKinniss
DL Markell Utsey
WR Micah Wilson



STORY LINES

SPREADING THE WEALTH

- RS freshman QB **Connor Bazalak's** historic performance against LSU wasn't a solo effort, as the Tiger QB spread the ball around the field with eight different pass catchers, including five who totaled three or more receptions
- In the victory, three WRs - **Boo Smith, Micah Wilson** and **Chance Luper** - recorded their first career receptions and three - Wilson, **Tauskie Dove** and **Niko Hea** - recorded their first career TD receptions.
- Making his first career start, Dove recorded a career day catching the football, as he pulled in six receptions for 83 yards and a score.
- Smith also made the most of his playing time, as the walk-on posted a team-high six catches for 54 yards.
- As a reminder, heading into the LSU game, Mizzou was missing three of its top wide receivers - senior WR **Keke Chism**, senior WR **Damon Hazelton** and junior WR **Dominic Gicinto**, all who ranked in the top-four on the team in receptions heading into the contest.

BADIE A STAR IN THE PASSING GAME, TOO

- One of Bazalak's aforementioned second-half passing TDs against LSU came on a 21-yard catch-and-run to RB **Tyler Badie**. Dating back to last season, Badie has emerged as a threat in the passing game. In fact, he has caught five of Mizzou's last eight TD receptions, and six of the last 10. Here is a look:
 - vs. LSU - Bazalak to Niko Hea for 5
 - vs. LSU - Bazalak to Badie for 21
 - vs. LSU - Bazalak to Micah Wilson for 41
 - vs. Alabama - S. Robinson to Badie for 54
 - at Arkansas - T. Powell to Jonathan Nance for 10
 - vs. Tennessee (2019) - M. Wilson to Badie for 15
 - vs. Tennessee (2019) - K. Bryant to Badie for 7
 - at Kentucky (2019) - K. Bryant to Badie for 74
- On his last five scores, Badie has taken it to the house from all parts of the field, averaging 34.2 yards per score as he continued to be dynamic with the ball in his hands.

OFF THE FIELD NOTES

#MIZZOU4CHANGE

- Mizzou has been heavily active in social justice reform over the offseason following the untimely deaths of numerous Black individuals.
- First, Mizzou Football student-athletes organized a march from Mizzou's columns to the Boone County Courthouse in June. Many notable Mizzou head coaches and Mizzou Athletics staffers joined the student-athletes during this event. Following the march to the courthouse, more than 60 student-athletes registered to vote.
- Next, Mizzou Football participated in a march from the columns to Memorial Stadium in September. The march was organized by the newly-formed Black Student-Athletes Association (BSAA), and kicked off the organization new movement, named #Mizzou4Change. The group's focus is to begin the conversation on social justice, and how to create a better world for everyone moving forward. Representatives from every Mizzou Athletics sport was in attendance for this march.

WHITESIDE NAMED TO THE WUERFFEL TROPHY WATCH LIST

- Mizzou senior DT **Kobie Whiteside** was named to the watch list for The Wuerffel Trophy in July, which recognizes college football's top community servant. Whiteside is one of 114 players from college football's Football Bowl Subdivision (FBS) to be named to the watch list. The number is a record for the award since it first began releasing a watch list in 2015.
- The Wuerffel Trophy, known as "College Football's Premier Award for Community Service," is presented each February in Fort Walton Beach. Named after 1996 Heisman Trophy winning quarterback from the University of Florida, Danny Wuerffel, the Wuerffel Trophy exists to honor college football players who serve others, celebrate their positive impact on society, and inspire greater service in the world.

MIZZOU ARENA TO SERVE AS POLLING LOCATION IN 2020 ELECTION

- Mizzou Athletics and the Boone County Clerk's office have announced that Mizzou Arena will serve as a polling location for the 2020 Election in November. It will be one of the largest voting centers in the state of Missouri. The facility will be open from 6 a.m. to 7 p.m. CT on Nov. 3.
- As part of the SEC Council on Racial Equity and Social Justice, which includes men's basketball head coach **Cuonzo Martin** and five Tiger student-athletes, Mizzou is helping launch and implement the league's new Voter Education Participation Program. Through the initiative, Mizzou Athletics is assisting its student-athletes in the voter registration process and providing educational sessions and resources from community experts for student-athletes, coaches and staff.
- Mizzou Athletics worked in conjunction with Boone County to set up Mizzou Arena as a 2020 polling location and help ensure that registered voters can easily and conveniently participate in this essential part of the nation's democratic process.
- Social distancing and face coverings are required on University property and will be expected on Election Day at Mizzou Arena.

MIZZOU ATHLETICS ACHIEVES RECORD-BREAKING SUCCESS IN THE CLASSROOM

- Amid the challenges of a global pandemic, Mizzou Athletics completed its most successful semester in school history, as its 490 student-athletes recorded a program-best 3.44 grade-point-average (GPA). The accomplishments by Mizzou's student-athletes far exceeds the previous high of 3.15, which was recorded during the 2019 fall semester.
- The 2020 spring term marks the sixth-consecutive semester Mizzou student-athletes have produced an overall GPA of 3.00 or higher and it is the fifth-consecutive term Mizzou has posted a program-best mark for that semester.
- In addition to the record-breaking GPA mark, Mizzou also broke program records in student-athletes to record a 4.0 GPA (90) and student-athletes named to the Dean's List (207). A remarkable 81 percent of Mizzou student-athletes earned a 3.00 GPA or higher, while 18 of 19 varsity sports recorded their best semester team GPA on record.
- In mid-March, all Mizzou students were forced to vacate campus and transition to online classes for the remainder of the semester. With assistance from the hard-working Mizzou Made staff, Mizzou student-athletes faced the challenges of online learning, access to technology, remote tutoring, and many other issues,

head-on and achieved unprecedented success.

- Over the 2019-20 academic year, Mizzou placed 86 student-athletes on the 2019 SEC Fall Academic Honor Roll, 43 on the SEC Winter Academic Honor Roll, 96 on the Spring Academic Honor Roll and 82 on the First-Year Academic Honor Roll. Between December and May graduation ceremonies, 91 current and former Mizzou student-athletes earned degrees from the University of Missouri.

MIZZOU ATHLETICS AS A WHOLE

- Mizzou Athletics has built and established a distinct culture under the leadership of Athletics Director **Jim Sterk**. His Win It Right vision for Mizzou Athletics is built upon the core values of Respect, Integrity, Gratitude, Humility and Together, and his first four years have produced unprecedented academic and athletic achievements for the Tigers. Here is a look at the highlights from the 2019-20 athletic season:
 - Mizzou student-athletes set grade-point average records for both the Fall 2019 (3.15) and Spring 2020 (3.44) semesters with the Spring mark ranking as a school-record for any one term. Mizzou also set new standards for Dean's List honorees (207) and 4.0s (90) during the spring semester.
 - Five Mizzou teams led the Southeastern Conference in 2019 Graduation Success Rate (GSR) scores—Baseball (95), Men's Golf (100), Women's Golf (100), Women's Swimming & Diving (100) and Women's Tennis (100).
 - Mizzou Women's Basketball, Women's Tennis and Women's Cross Country received 2018-19 NCAA Public Recognition Awards for their Academic Progress Rates (APR), as 16 of Mizzou's 18 programs in which APR is tracked either equaled or improved their multi-year score year over year.
 - Eight Mizzou squads were ranked at one point during their respective 2019-20 season and five ended their year ranked among the nation's Top 25 in Men's Swimming & Diving (No. 7), Women's Gymnastics (No. 14), Women's Swimming & Diving (No. 20), Softball (No. 15/No. 25) and Wrestling (No. 23).
 - Mizzou Wrestling claimed its ninth-straight conference tournament title and eighth-straight MAC Tournament championship. MU also won the MAC regular-season crown for the seventh time in eight years.
 - Mizzou Football moved into the \$98M South End Zone Facility ahead of the 2019 season.
 - Eliah Drinkwitz** was introduced as Mizzou's 33rd Head Football Coach on Dec. 10, 2019, and then-Interim Head Volleyball Coach **Josh Taylor** had the interim tag removed, Nov. 14, 2019.

DRINKWITZ ERA TRENDS

DRINKWITZ ERA	RECORD
Home	1-1
Road	0-1
Neutral	0-0
Natural Grass	0-1
Artificial Surface	1-1
Day Games	1-1
Night Games	0-1
Televised Games	1-2
Vs. AP Ranked Opponents	1-2
August	0-0
September	0-1
October	1-1
November	0-0
December	0-0
Leading at Halftime	0-0
Trailing at Halftime	0-2
Tied at Halftime	1-0
Scoring First	1-0
Opponent Scoring First	0-2
Score < 20 Points	0-2
Score > 20 Points	1-0
Score 30+ Points	1-0
Score 40+ Points	1-0
Opponent Scores < 20 Points	0-0
Opponent Scores > 20 Points	1-0
Opponent Scores 30+ Points	1-2
Opponent Scores 40+ Points	1-0
Gain < 20 First Downs	0-1
Gain 20+ First Downs	1-1
Opponent Gains < 20 First Downs	0-0
Opponent Gains 20+ First Downs	1-2
More Rushing Yards Than Opponent	1-0
Fewer Rushing Yards Than Opponent	0-2
Rush < 100 Yards	0-1
Rush For 100+ Yards	1-1
Opponent Rushes For < 100 Yards	1-0
Opponent Rushes For 100+ Yards	0-2
More Passing Yards Than Opponent	0-1
Fewer Passing Yards Than Opponent	1-1
Pass For < 200 Yards	0-0
Pass For 200+ Yards	1-2
Opponent Passes For < 200 Yards	0-1
Opponent Passes For 200+ Yards	1-1
More Total Yards Than Opponent	1-0
Fewer Total Yards Than Opponent	0-2
Gain < 300 Total Yards	0-0
Gain 300+ Total Yards	1-2
Opponent Gains < 300 Total Yards	0-0
Opponent Gains 300+ Total Yards	1-2
Commit No Turnovers	0-0
Commit < 3 Turnovers	0-2
Commit 3+ Turnovers	1-0
Force < 3 Turnovers	0-2
Force 3+ Turnovers	0-0
Commit < 6 Penalties	0-1
Commit 6+ Penalties	1-1
3rd Down % < 25	0-0
3rd Down % 25-49	0-1
3rd Down % 50+	1-1
Opponent 3rd Down % < 25	1-0
Opponent 3rd Down % 25-49	0-1
Opponent 3rd Down % 50+	0-1
Trail Time of Possession	0-2
Lead Time of Possession	1-0



ELIAH DRINKWITZ

A winner at every stage of his coaching career, Eliah Drinkwitz – considered one of college football's top offensive minds – has been named the 33rd head football coach at the University of Missouri in December of 2019. Drinkwitz takes over at Mizzou following an impressive 2019 season at Appalachian State, where he led the 20th-ranked Mountaineers to a 12-1 record and a Sun Belt Conference championship.

Drinkwitz's offensive acumen has been a key element in his teams winning five conference championships while compiling a perfect 8-0 bowl game record in 10 seasons at the FBS level. The combined record of his teams from 2010-19 is 98-34 overall (74.2%), including a 57-22 conference mark (72.2%).

The 2019 season saw Drinkwitz turn in one of the most impressive FBS head coaching debut seasons ever. His Mountaineers set a Sun Belt record with their 12 wins, and also set the mark for the best regular season in conference history (11-1). They claimed the Sun Belt championship with a 45-38 win against Louisiana on Dec. 7.

The 2019 season saw App State become the first-ever Sun Belt program to earn a Top 20 ranking in the Associated Press poll, while also becoming the first team in league history to receive an in-season ranking in the College Football Playoff poll. Drinkwitz's team also made history in 2019 with a pair of Power 5 road wins (at bowl-eligible North Carolina, and later at South Carolina) – making them the first-ever Sun Belt team to register two Power 5 wins in a season. In all, the Mountaineers claimed an FBS-best six road wins this season en route to becoming the first-ever 12-win team among North Carolina's FBS members.

For his efforts, Drinkwitz was named a finalist for the 2019 Eddie Robinson Award, a prestigious award which goes annually to the nation's top coach. He was also named the North Carolina Coach of the Year by the North State Journal in December.

App State proved to be one of the nation's most balanced teams in 2019, thanks in large part to an efficient offense that ranked ninth nationally in scoring (39.4 points per game), coupled with a stingy defense that ranked 22nd nationally in points allowed (20.2 ppg). The Mountaineers also excelled in the critical turnover category, ranking eighth nationally in 2019 with a plus-12 turnover margin. App State junior RB Darrynton Evans was named the Sun Belt Offensive Player of the Year, after rushing for 1,323 yards and 17 touchdowns.

Prior to App State, Drinkwitz spent three years as offensive coordinator and quarterbacks coach for record-setting North Carolina State teams (2016-18), after excelling in a similar role at Boise State for two years (2014-15), where the Broncos won the Mountain West title in 2014 and finished 12-2 and ranked 16th nationally. In 2015, Drinkwitz was promoted to offensive coordinator and quarterbacks coach, and he helped the Bronco offense rank in the top 15 nationally in points (39.1) and yards (501.3) per game.

In his five seasons as an offensive coordinator, Drinkwitz has produced five 1,000-yard rushers, four 3,000-yard passers and four 1,000-yard receivers. Three of those years (2015, 2017, 2018) his offenses produced at least one in each category.

Before Boise, Drinkwitz was a key figure in back-to-back Sun Belt championships in 2012-13 as running backs coach and co-offensive coordinator at Arkansas State. He got his first taste at the FBS level in the Southeastern Conference, as he served as a quality control assistant at Auburn for the 2010-11 seasons. The Tigers won the SEC in 2010, and went on to the BCS Championship that season with a perfect 14-0 record.

Following a 7-6 debut season in 2016 at N.C. State, Drinkwitz helped the Wolfpack to consecutive nine-win seasons (2017-18) for the first time since 1991-92. With an average of 35.6 points per game under his direction in 2018, N.C. State had a 1,000-yard rusher for the third-straight year, two 1,000-yard receivers and a quarterback with nearly 4,000 passing yards. The Wolfpack made a steady rise from 63rd nationally in total offense in his first season in 2016 to 25th in 2017 and 16th in 2018. He was a Broyles Award nominee as one of the nation's top assistant coaches in his final year with the Wolfpack.

The Wolfpack offense had six players selected in the 2018 and 2019 NFL Drafts combined, including record-setting QB Ryan Finley, who was a fourth round selection in 2019 by the Cincinnati Bengals.

Drinkwitz, 37, graduated magna cum laude and was the student body president at Arkansas Tech before beginning his coaching career at the prep level in his hometown of Alma, Ark., in 2005. He and his wife, Lindsey, have four daughters: Addison, Emerson, Ella and Parker Lynn.

DRINKWITZ YEAR-BY-YEAR

YEAR	TEAM	OVERALL	CONF	POST
2019	App. State	12-1	7-1	-
2020	Mizzou	1-2	1-2	-
Total		13-3	8-3	
		.813	.727	

DRINKWITZ FILE

Born _____ April 12, 1983
Hometown _____ Alma, Ark.
Alma Mater _____ Arkansas Tech, 2004 (B.S., education)
Family _____ Wife, Lindsey (Sivils)
_____ Daughters Addison, Emerson, Ella, Parker Lynn
Twitter _____ @CoachDrinkwitz

AS A COACH

2020 _____ Head Coach, Mizzou
2019 _____ Head Coach, Appalachian State
2016-18 _____ Offensive Coordinator/QBs, NC State
2015 _____ Offensive Coordinator/QBs, Boise State
2014 _____ Tight Ends, Boise State
2013 _____ Co-Offensive Coordinator/RBs, Arkansas State
2012 _____ Running Backs, Arkansas State
2010-11 _____ Quality Control Assistant, Auburn
2006-09 _____ Offensive Coordinator, Springdale HS (Ark.)
2005 _____ Assistant, Alma HS (Ark.)

COACHING STAFF

POSITION	NAME (YEAR AT MIZZOU)
Head Coach (OC)	Eliah Drinkwitz (1 st)
	Arkansas Tech, 2004
Defensive Coordinator / Safeties	Ryan Walters (6 th)
	Colorado, 2008
Special Teams Coordinator	Erik Link (1 st)
	Tennessee, 2006
Defensive Line	Brick Haley (4 th)
	Alabama A&M, 1988
Wide Receivers / Quarterbacks	Bush Hadman (1 st)
	Boise State, 2008
Tight Ends / Recruiting Coordinator	Casey Woods (1 st)
	Tennessee, 2006
Defensive Backs	Charlie Harbison (1 st)
	Gardner-Webb, 1982
Defensive Backs	David Gibbs (2 nd)
	Colorado, 1990
Offensive Line	Marcus Johnson (1 st)
	Ole Miss, 2004
Linebackers	D.J. Smith (1 st)
	Appalachian State, 2010
Running Backs	Curtis Luper (1 st)
	Stephen F. Austin, 1996



#8 CONNOR BAZALAK

 RS FR ■ 6-3 ■ 220
Dayton, Ohio | Archbishop Alter HS

- Had career game in win over No. 17/16 LSU (10/10/20), going 29-of-34 for 406 yards and 4 TDs, was named SEC Freshman of the Week in addition to numerous national weekly awards
- Showed flashes at No. 21/20 Tennessee (10/13/20), going 13-of-21 for 218 yards
- Went 7-of-14 for 68 yards vs. No. 2 Alabama (9/26/20) and scored a 4th quarter rushing TD

CAREER HIGHS

Attempts: _____ 34 vs. LSU (10/10/20) Passing TDs: _____ 4 vs. LSU (10/10/20) Rush Yds: _____ 12 vs. Alabama (9/26/20)
 Completions: _____ 29 vs. LSU (10/10/20) Long: _____ 69 vs. LSU (10/10/20) Rush TDs: _____ 1 vs. Alabama (9/26/20)
 Passing Yds: _____ 406 vs. LSU (10/10/20) Rush Attempts: _____ 8 at Tennessee (10/3/20) Long: _____ 9 vs. Alabama (9/26/20)

LAST TIME OUT

 BAY-zuh-lack
 29-of-34 | 406 yards | 4 TDs
 vs. LSU (10/10)


#3 SHAWN ROBINSON

 RS JR ■ 6-2 ■ 220
Desoto, Texas | Desoto HS (TCU)

- Went 19-of-25 (76%) vs. No. 2 Alabama (9/26/20), best comp. pct. of any Tiger QB in debut since 2000
- Sat out 2019 season due to NCAA transfer rules after playing two seasons at TCU
- In 2018, started 7 games, completing 124-of-204 passes (60.8%) for 1,334 yards and 9 TDs
- Completed 24-of-40 passes for 308 yards and a TD against No. 3 Ohio State (9/15/18)

CAREER HIGHS

Attempts: _____ 45 vs. Texas Tech (10/11/18) Passing TDs: _____ 3 vs. Southern U (9/1/18) Rush Yds: _____ 84, at Texas Tech (11/18/17)
 Completions: _____ 26 vs. Texas Tech (10/11/18) Long: _____ 56 vs. Jackson State (9/2/17) Rush TDs: _____ 2 vs. Southern U (9/1/18)
 Passing Yds: _____ 308 vs. Ohio State (9/15/18) Rush Attempts: _____ 13 vs. Iowa State (9/29/18) Long: _____ 41 at Texas Tech (11/18/17)

LAST TIME OUT

 0-of-0 | 0 yards (started at FB)
 vs. LSU (10/10)


#1 TYLER BADIE

 JR ■ 5-9 ■ 200
Memphis, Tenn. | Briarcrest Christian HS

- Hornung Award Watch List (most versatile) ... 2 TDs (1 rush/1 rec) vs. No. 17/16 LSU (10/10)
- Hauled in a 54-yard TD reception for a score vs. No. 2 Alabama (9/26/20)
- Led Mizzou in all-purpose yards (928) and receiving yards (356) as a sophomore in 2019
- His 32 receptions in 2019 were the most by a Mizzou RB in the last decade

CAREER HIGHS

Rush Attempts: _____ 16, at Wyoming (8/31/19) Long: _____ 49 vs. Ole Miss (10/12/19) Receiving TDs: _____ 2 vs. Tennessee (11/23/19)
 Rush Yds: _____ 73 vs. SEMO (9/14/19) Catches: _____ 7 at Wyoming (8/31/19) Long: _____ 74 at Kentucky (10/26/19)
 Rush TDs: _____ 1, six times Yards: _____ 82 at Kentucky (10/26/19)

LAST TIME OUT

 BAY-dee
 5 att | 39 yards | 3 catches | 28 yards | 2 total TDs
 vs. LSU (10/10)


#34 LARRY ROUNTREE III

 SR ■ 5-10 ■ 210
Raleigh, N.C. | Millbrook HS

- Doak Award Watch List and Preseason third-team All-SEC selection ... 2020 Team Captain
- 10th career 100-yard rushing game (18 att. | 119 yards) vs. No. 17/16 LSU (10/10/20)
- Ranks fourth on Mizzou's all-time rushing list with 3,018 career yards ... 1 of 4 to rush for 3,000 yards
- Fastest Tiger to reach 2K (28 games) ... Needs 180 yards to become Mizzou's rushing yards leader by a RB

CAREER HIGHS

Rush Attempts: _____ 29 vs. Arkansas (11/23/18) Long: _____ 64 vs. Tennessee (11/11/17) Receiving TDs: _____ NA
 Rush Yds: _____ 204 vs. Oklahoma St. (12/31/18) Catches: _____ 4 at Florida (11/3/18) Long: _____ 25 vs. Texas (12/27/17)
 Rush TDs: _____ 3, twice Yards: _____ 37 vs. Texas (12/27/17)

LAST TIME OUT

 18 att | 119 yards
 vs. LSU (10/10)


#11 BARRETT BANISTER

 RS JR ■ 6-0 ■ 200
Fayetteville, Ark. | Fayetteville HS

- Season-best 4 catches and 52 yards vs. No. 17/16 LSU (10/10/20)
- Became a dependable option in the passing game in 2019, catching 27 passes for 246 yards and one score
- Posted career-bests in catches (6) and yards (60) against Arkansas (11/29/19)
- Tallied his first career TD grab, a three-yard strike, against West Virginia (9/7/19)

CAREER HIGHS

Catches: _____ 6 at Arkansas (11/29/19) Long: _____ 30 vs. Oklahoma State (12/31/18) Rush TDs: _____ NA
 Yards: _____ 60 at Arkansas (11/29/19) Rush Attempts: _____ NA Long: _____ NA
 TDs: _____ 1 vs. West Virginia (9/7/19) Rush Yds: _____ NA

LAST TIME OUT

 4 catches | 52 yards
 vs. LSU (10/10)


#6 KEKE CHISM

 GR ■ 6-4 ■ 210
Daingerfield, Texas | Daingerfield HS (Angelo State)

- Has posted 3 catches for 40 yards in 2 games in 2020
- Graduate transfer from Angelo State (D-II), was two-time Team Captain
- Was 2019 first-team Lone Star Conference selection after posting 878 yards on 60 catches and 6 TDs
- Recorded 959 yards and 6 TDs in 2018 ... 2,221 receiving yards ranks sixth all-time at ASU

CAREER HIGHS

Catches: _____ 12 vs. Tarleton State (9/29/18) Long: _____ 74 at T-AM-Kingsville (9/21/19) Rush TDs: _____ NA
 Yards: _____ 194 at T-AM-Kingsville (9/21/19) Rush Attempts: _____ 1, twice Long: _____ 8 at W. Texas A&M (10/19/19)
 TDs: _____ 2, twice Rush Yds: _____ 8 at W. Texas A&M (10/19/19)

LAST TIME OUT

 DNP
 vs. LSU (10/10)


#86 TAUSKIE DOVE

 RS SO ■ 6-3 ■ 200
Denton, Texas | Ryan HS

- Career-best game vs. No. 17/16 LSU (10/10/20), recording 6 receptions for 83 yards and 1 TD
- Played in 6 games in 2019, recording 2 catches for 48 yards
- Hauled in a 37-yard reception to convert a 3rd-and-10 that led to the game's final score against Arkansas (11/29/19)

CAREER HIGHS

Catches: _____ 6 vs. LSU (10/10/20) Long: _____ 58 vs. LSU (10/10/20) Rush TDs: _____ NA
 Yards: _____ 83 vs. LSU (10/10/20) Rush Attempts: _____ NA Long: _____ NA
 TDs: _____ 1 vs. LSU (10/10/20) Rush Yds: _____ NA

LAST TIME OUT

 TAH-skee
 6 catches | 83 yards | 1 TD
 vs. LSU (10/10)


#9 JALEN KNOX

 JR ■ 6-0 ■ 196
Mansfield, Texas | Timberview HS

- Recorded a career-high 5 catches for 56 yards and had a rushing TD vs. No. 17/16 LSU (10/10/20)
- Tied career-high in receptions (5) and had 83 receiving yards vs. No. 2 Alabama (9/26/20)
- Played in all 12 games with five starts in 2019, posting 19 catches for 307 yards and 1 TD
- Posted a season-high 104 yards vs. SEMO (9/14/19), his third career 100-yard receiving game

CAREER HIGHS

Catches: _____ 5, four times Long: _____ 59 at Purdue (9/15/18) Rush TDs: _____ 1 vs. LSU (10/10/20)
 Yards: _____ 110, at Purdue (9/15/18) Rush Attempts: _____ 3 vs. LSU (10/10/20) Long: _____ 16 vs. LSU (10/10/20)
 TDs: _____ 1, 4 times Rush Yds: _____ 20 vs. LSU (10/10/20)

LAST TIME OUT

 5 catches | 56 yards | 3 att. | 20 yards | 1 TD
 vs. LSU (10/10)


#31 D'IONTE "BOO" SMITH

 JR ■ 6-0 ■ 155
Kansas City, Mo. | Raytown HS (Coffeyville CC)

- Breakout game vs. No. 17/16 LSU (10/10/20), posting 6 catches for 54 yards
- Joined Mizzou as a walk-on after previously playing at Coffeyville CC (Kan.)
- Closed his prep career at Raytown High School in 2016, after totaling 38 catches and averaging 10.8 receiving yards in his senior year

CAREER HIGHS

Catches: _____ 6 vs. LSU (10/10/20) Long: _____ 17 vs. LSU (10/10/20) Rush TDs: _____ NA
 Yards: _____ 54 vs. LSU (10/10/20) Rush Attempts: _____ NA Long: _____ NA
 TDs: _____ NA Rush Yds: _____ NA

LAST TIME OUT

 dee-on-tay
 (prefers Boo Smith)
 6 catches | 54 yards
 vs. LSU (10/10)


#2 MICAH WILSON

 RS SR ■ 6-3 ■ 204
Tulsa, Okla. | Lincoln Christian HS

- Grabbed 2 catches for 45 yards and first career receiving TD vs. No. 17/16 LSU (10/10/20)
- Played in all 12 games during his redshirt junior season in 2019, seeing the bulk of his action on ST
- Father, Curtis, lettered at Mizzou in 1987 and 1988

CAREER HIGHS

Catches: _____ 2 vs. LSU (10/10/20) Long: _____ 41 vs. LSU (10/10/20) Rush TDs: _____ 1 vs. UConn (10/28/17)
 Yards: _____ 45 vs. LSU (10/10/20) Rush Attempts: _____ 5, twice Long: _____ 29 vs. Tennessee (11/11/17)
 TDs: _____ 1 vs. LSU (10/10/20) Rush Yds: _____ 39 vs. Tennessee (11/11/17)

LAST TIME OUT

 MIKE-uh
 2 catches | 45 yards | 1 TD
 vs. LSU (10/10)


#48 NIKO HEA

 SO ■ 6-5 ■ 250
St. Louis, Mo. | Christian Brothers HS

- First career TD vs. No. 17/16 LSU (10/10/20) which proved to be the game-winner
- 1 catch for 9 yards vs. No. 2 Alabama (9/26/20)
- Played in 10 games as a true freshman, recording 3 catches for 30 yards
- Had 2 receptions for 24 yards against Tennessee (11/23/19), both career-bests

CAREER HIGHS

Catches: _____ 2, twice TDs: _____ 1 vs. LSU (10/10/20)
 Yards: _____ 24 vs. Tennessee (11/23/19) Long: _____ 16 vs. Tennessee (11/23/19)

LAST TIME OUT

 KNEE-coe HAY
 2 catches | 19 yards | 1 TD
 vs. LSU (10/10)


#82 DANIEL PARKER, JR.


 JR ■ 6-4 ■ 245
Kansas City, Mo. | Blue Springs HS

- Mackey Award Watch List selection who posted 15 catches for 140 yards in 12 games (7 starts) in 2019
- Posted career-bests in catches (4) and yards (46) against South Carolina (9/21/19)
- 2018 Freshman All-SEC Team after he converted from defensive end to tight end in the middle of training camp to help out at a position group hit with injuries

CAREER HIGHS

Catches: _____ 4, twice TDs: _____ 1 vs. Vanderbilt (11/10/18)
 Yards: _____ 46 vs. South Carolina (9/21/19) Long: _____ 20 vs. Vanderbilt (11/10/18)

LAST TIME OUT

 0 catches
 vs. LSU (10/10)


#79 LARRY BOROM

 RS JR ■ 6-6 ■ 332
Detroit, Mich. | Brother Rice HS

- Has started at RT in all 3 games to start 2020 season
- Started 11 of 12 games in 2019, playing at both tackle and guard
- Pinned down the starting RT role for the last half of the season after starting the year at LG
- Played in all 13 games as a redshirt freshman in 2018, seeing time on special teams and along the OL

CAREER HIGHS

Attempts: _____ 34 vs. LSU (10/10/20) Passing TDs: _____ 4 vs. LSU (10/10/20) Rush Yds: _____ 12 vs. Alabama (9/26/20)
 Completions: _____ 29 vs. LSU (10/10/20) Long: _____ 69 vs. LSU (10/10/20) Rush TDs: _____ 1 vs. Alabama (9/26/20)
 Passing Yds: _____ 406 vs. LSU (10/10/20) Rush Attempts: _____ 8 at Tennessee (10/3/20) Long: _____ 9 vs. Alabama (9/26/20)

LAST TIME OUT

BORE-umm



#72 XAVIER DELGADO

 RS SO ■ 6-5 ■ 320
Glendale, Ariz. | Deer Valley HS

- Has started at LG in all 3 games to start 2020 season
- Made first career start (LG) vs. No. 2 Alabama (9/26/20)
- Played in all 12 games as a redshirt freshman in 2019, seeing action on the FG protection unit

CAREER HIGHS

Attempts: _____ 34 vs. LSU (10/10/20) Passing TDs: _____ 4 vs. LSU (10/10/20) Rush Yds: _____ 12 vs. Alabama (9/26/20)
 Completions: _____ 29 vs. LSU (10/10/20) Long: _____ 69 vs. LSU (10/10/20) Rush TDs: _____ 1 vs. Alabama (9/26/20)
 Passing Yds: _____ 406 vs. LSU (10/10/20) Rush Attempts: _____ 8 at Tennessee (10/3/20) Long: _____ 9 vs. Alabama (9/26/20)

LAST TIME OUT

ZAY-vee-ur



#55 MICHAEL MAIETTI

 GR ■ 6-1 ■ 291
West Orange, N.J. | Don Bosco HS (Rutgers)

- Graduate transfer who was a 3-year starter at C for Rutgers
- Has started 36 consecutive games at C dating back to 2017 ... Played 744 snaps in 2019
- Named to the Academic All-Big Ten list three times (2017-19)
- Earned a spot on the Rimington Trophy Watch List (nation's top center) prior to 2019 season

CAREER HIGHS

Attempts: _____ 34 vs. LSU (10/10/20) Passing TDs: _____ 4 vs. LSU (10/10/20) Rush Yds: _____ 12 vs. Alabama (9/26/20)
 Completions: _____ 29 vs. LSU (10/10/20) Long: _____ 69 vs. LSU (10/10/20) Rush TDs: _____ 1 vs. Alabama (9/26/20)
 Passing Yds: _____ 406 vs. LSU (10/10/20) Rush Attempts: _____ 8 at Tennessee (10/3/20) Long: _____ 9 vs. Alabama (9/26/20)

LAST TIME OUT

MY-eddy



#59 CASE COOK

 RS JR ■ 6-5 ■ 300
Carrollton, Ga. | Carrollton HS

- 2020 Team Captain ... Has started at RG in all 3 games to start 2020 season
- Played in all 12 games and made 10 starts in 2019 ... Locked down the starting LG spot in 2019
- Was part of OL group that allowed just 6.08 TFL and 2.25 sacker per game in 2019
- His brother, Cole, is an MU Offensive Quality Control/Analyst and played for Coach Drinkwitz at NC State

CAREER HIGHS

Attempts: _____ 34 vs. LSU (10/10/20) Passing TDs: _____ 4 vs. LSU (10/10/20) Rush Yds: _____ 12 vs. Alabama (9/26/20)
 Completions: _____ 29 vs. LSU (10/10/20) Long: _____ 69 vs. LSU (10/10/20) Rush TDs: _____ 1 vs. Alabama (9/26/20)
 Passing Yds: _____ 406 vs. LSU (10/10/20) Rush Attempts: _____ 8 at Tennessee (10/3/20) Long: _____ 9 vs. Alabama (9/26/20)

LAST TIME OUT

 0 catches
 vs. LSU (10/10)


#64 BOBBY LAWRENCE

 RS SO ■ 6-8 ■ 320
St. Joseph, Mo. | Central HS

- Inserted into the starting lineup at LT for the last 2 games
- Played in 4 games during redshirt freshman season, including one start at RT against SEMO (9/14/19)
- Also played against West Virginia (9/7), Troy (10/5) and at Kentucky (10/26)

CAREER HIGHS

Attempts: _____ 34 vs. LSU (10/10/20) Passing TDs: _____ 4 vs. LSU (10/10/20) Rush Yds: _____ 12 vs. Alabama (9/26/20)
 Completions: _____ 29 vs. LSU (10/10/20) Long: _____ 69 vs. LSU (10/10/20) Rush TDs: _____ 1 vs. Alabama (9/26/20)
 Passing Yds: _____ 406 vs. LSU (10/10/20) Rush Attempts: _____ 8 at Tennessee (10/3/20) Long: _____ 9 vs. Alabama (9/26/20)

LAST TIME OUT

 0 catches
 vs. LSU (10/10)


#51 ZEKE POWELL

 JR ■ 6-5 ■ 295
Georgiana, Ala. | Georgiana HS (Coffeyville CC)

- Made start at LT vs. No. 2 Alabama (9/26/20)
- Joins Mizzou from Coffeyville Community College and will have two years of eligibility remaining
- A three-star prospect coming out of junior college according to 247Sports.com and Rivals.com

CAREER HIGHS

Attempts: _____ 34 vs. LSU (10/10/20) Passing TDs: _____ 4 vs. LSU (10/10/20) Rush Yds: _____ 12 vs. Alabama (9/26/20)
 Completions: _____ 29 vs. LSU (10/10/20) Long: _____ 69 vs. LSU (10/10/20) Rush TDs: _____ 1 vs. Alabama (9/26/20)
 Passing Yds: _____ 406 vs. LSU (10/10/20) Rush Attempts: _____ 8 at Tennessee (10/3/20) Long: _____ 9 vs. Alabama (9/26/20)

LAST TIME OUT

 0 catches
 vs. LSU (10/10)



#97 AKIAL BYERS

SR ■ 6-4 ■ 305
Fayetteville, Ark. | Fayetteville HS

- Played in all 12 games in 2019, recording 18 tackles (9 solo) with 3.0 TFL and 1.0 sack
- Added 3 QBH, 1 FF and 1 FR during junior season
- Earned at least 1 tackle in 10 of 12 games in 2019

CAREER HIGHS

Tackles: _____ 6 at Florida (11/3/18) **Sacks:** _____ NA **Fumble Rec:** _____ NA
TFL: _____ 1.0, twice **Sack Yards:** _____ NA **PD:** _____ NA
TFL Yards: _____ 3 vs. Memphis (10/20/18) **Forced Fumble:** _____ NA **INT:** _____ NA



#99 ISAIAH MCGUIRE

SO ■ 6-5 ■ 280
Tulsa, Okla. | Union HS

- 3 tackles vs. No. 17/16 LSU (10/10/20)
- Made first career start at No. 21/20 Tennessee (10/3/20), recording 3 tackles and first career sack
- Played in 6 games as a true freshman in 2019
- Made 4 tackles against Troy (10/5/19)

CAREER HIGHS

Tackles: _____ 4 vs. Troy (10/5/19) **Sacks:** _____ 1.0 at Tennessee (10/3/20) **Fumble Rec:** _____ NA
TFL: _____ 1.0 at Tennessee (10/3/20) **Sack Yards:** _____ 10 at Tennessee (10/3/20) **PD:** _____ NA
TFL Yards: _____ 10 at Tennessee (10/3/20) **Forced Fumble:** _____ NA **INT:** _____ NA



#0 TRE WILLIAMS

RS SR ■ 6-5 ■ 260
Columbia, Mo. | Rock Bridge HS

- Had 3 tackles, a strip-sack and his first career forced fumble vs. No. 2 Alabama (9/26/20)
- Played in 11 games and made 8 starts in 2019, tallying 24 tackles with 3.0 TFL and a sack
- Tallied a career-high 4 tackles at No. 4 Georgia (11/9/19)
- Was named to the 2017 SEC All-Freshman Team after 20 tackles, 4.0 TFL and 3.0 sacks

CAREER HIGHS

Tackles: _____ 4, four times **Sacks:** _____ 2.0 vs. Tennessee (11/11/17) **Fumble Rec:** _____ NA
TFL: _____ 2.0, three times **Sack Yards:** _____ 13 at Florida (11/3/18) **PD:** _____ NA
TFL Yards: _____ 14 at Florida (11/3/18) **Forced Fumble:** 1 vs. Alabama (9/26/20) **INT:** _____ NA



#95 BEN KEY

JR ■ 6-3 ■ 285
Cranbourne West, Australia | E. Los Angeles College

- First-ever native Australian to suit up for the Tiger program
- Ranked as the nation's No. 41 overall JUCO prospect in 2020 by ESPN (No. 4 DT)
- As a sophomore in 2019, totaled 40 tackles, including 6.5 TFL, 3 sacks & 2 FF in 10 games

CAREER HIGHS

Tackles: _____ NA **Sacks:** _____ NA **Fumble Rec:** _____ NA
TFL: _____ NA **Sack Yards:** _____ NA **PD:** _____ NA
TFL Yards: _____ NA **Forced Fumble:** _____ NA **INT:** _____ NA



#33 CHAD BAILEY

RS SO ■ 6-0 ■ 230
Missouri City, Texas | Ridge Point HS

- Made first career tackle at No. 21/20 Tennessee (10/3/20)
- Played in 6 games as a redshirt freshman in 2019, seeing time at LB and on special teams

CAREER HIGHS

Tackles: _____ 1 at Tennessee (10/3/20) **Sacks:** _____ NA **Fumble Rec:** _____ NA
TFL: _____ NA **Sack Yards:** _____ NA **PD:** _____ NA
TFL Yards: _____ NA **Forced Fumble:** _____ NA **INT:** _____ NA



#11 DEVIN NICHOLSON

SO ■ 6-3 ■ 230
Detroit, Mich. | Cass Tech HS

- 7 tackles and first career sack vs. No. 17/16 LSU (10/10/20)
- Made a career-high 10 tackles and had 0.5 TFL vs. No. 2 Alabama (9/26/20)
- Played in 7 games, started the final 5 in 2019 ... Posted 24 tackles (10 solo) with 1.0 TFL and a FF
- Set a then-career-high with 7 tackles (5 solo) against Tennessee (11/23/19)

CAREER HIGHS

Tackles: _____ 10, vs. Alabama (9/26/20) **Sacks:** _____ 1.0 vs. LSU (10/10/20) **Fumble Rec:** _____ NA
TFL: _____ 1.0, twice **Sack Yards:** _____ 7 vs. LSU (10/10/20) **PD:** _____ NA
TFL Yards: _____ 7 vs. LSU (10/10/20) **Forced Fumble:** 1 vs. Tennessee (11/23/19) **INT:** _____ NA




#24 ISH BURDINE

RS FR ■ 6-1 ■ 190
Slidell, La. | Slidell HS

- Had 1 tackle and 2 PD vs. No. 17/16 LSU (10/10/20)
- Made 1 tackle and had 1 PD at No. 21/20 Tennessee (10/3/20)
- Made debut against Arkansas (11/29/19) and made 1 tackle
- Out of high school, was ranked as a four-star recruit by both *ESPN* and *247Sports.com*

CAREER HIGHS

Tackles: _____ 1, 3 times **Forced Fumble:** _____ NA **PD:** _____ 2 vs. LSU (10/10/20)
TFL: _____ NA **Fumble Rec:** _____ NA **INT:** _____ NA
TFL Yards: _____ NA



#14 ADAM SPARKS

SR ■ 6-0 ■ 175
Baton Rouge, La. | Dutchtown HS

- Made 5 tackles and had 1 PD vs. No. 17/16 LSU (10/10/20)
- Inserted into starting lineup at No. 21/20 Tennessee (10/3/20), had 2 tackles and 1 PD
- Played in 11 games in 2019, posting 17 tackles (14 solo) with 2.5 TFL, 1 PD and 1 FF
- Made a season-high 6 tackles (5 solo) against Tennessee (11/23/19)

CAREER HIGHS

Tackles: _____ 11 at Purdue (9/15/18) **Forced Fumble:** _____ 1 vs. Troy (10/5/19) **PD:** _____ 2 at Connecticut (10/28/17)
TFL: _____ 2.5 vs. West Virginia (9/7/19) **Fumble Rec:** _____ NA **INT:** _____ 1, three times
TFL Yards: _____ 5 vs. Wyoming (9/8/18)

uh-KEE-ull



#18 TRAJAN JEFFCOAT

RS SO ■ 6-3 ■ 265
Columbia, S.C. | Irmo HS

- Recorded 1 sack, 3 tackles and 4 QBH vs. No. 17/16 LSU (10/10/20)
- Matched career-highs with 3 tackles and 1 sack in first career start at No. 21/20 Tennessee (10/3/20)
- Career-high 3 tackles and 1 sack in return to team vs. No. 2 Alabama (9/26/20)
- Saw action in 13 games as a true freshman in 2018, making 7 tackles, 1 sack and 3 QBH

CAREER HIGHS

Tackles: _____ 3, 3 times **Sacks:** _____ 1.0, 4 times **Fumble Rec:** _____ NA
TFL: _____ 1.0, 4 times **Sack Yards:** _____ 10 vs. Alabama (9/26/20) **PD:** _____ NA
TFL Yards: _____ 10 vs. Alabama (9/26/20) **Forced Fumble:** _____ NA **INT:** _____ NA



#39 CHRISTURNER

SR ■ 6-4 ■ 270
Hammond, La. | Hammond HS

- Has made 26 starts at DE over the last 3 seasons
- Finished 2019 with 22 total tackles (14 solo) with 2.0 TFL, both sacks
- Posted a career-high 5 tackles at Vanderbilt (10/19/19)
- Has 51 career total tackles, 4.5 sacks and 6.5 TFL

CAREER HIGHS

Tackles: _____ 5 at Vanderbilt (10/19/19) **Sacks:** _____ 1.0, four times **Fumble Rec:** _____ NA
TFL: _____ 1.0, four times **Sack Yards:** _____ 7, twice **PD:** _____ NA
TFL Yards: _____ 7, twice **Forced Fumble:** _____ NA **INT:** _____ NA

TRAY-jun



#90 MARKELL UTSEY

RS SR ■ 6-4 ■ 295
Little Rock, Ark. | Parkview HS

- Career-high 4 tackles and 1.0 TFL vs. No. 17/16 LSU (10/10/20)
- 3 tackles at No. 21/20 Tennessee (10/3/20) ... 3 tackles vs. No. 2 Alabama (9/26/20)
- Played in all 12 games in 2019, recording 9 tackles with 1.0 TFL
- Posted 2 tackles at Kentucky (10/26/19) and forced a fumble

CAREER HIGHS

Tackles: _____ 4, vs. LSU (10/10/20) **Sacks:** _____ 1.0 at Kentucky (10/7/17) **Fumble Rec:** _____ NA
TFL: _____ 1.0, 3 times **Sack Yards:** _____ 6 at Kentucky (10/7/17) **PD:** _____ NA
TFL Yards: _____ 6 at Kentucky (10/7/17) **Forced Fumble:** 1 at Kentucky (10/26/19) **INT:** _____ NA



#32 NICK BOLTON

JR ■ 6-0 ■ 232
Frisco, Texas | Lone Star HS

- Had 11 tackles and 3 PD vs. No. 17/16 LSU (10/10/20), was named Nagurski Trophy National POTW
- Had 17 tackles at No. 21/20 Tennessee (10/3/20), the most by a Tiger since 2008 (Weatherspoon - 20)
- Leads SEC in total tackles (36) ... Watch List for Bednarik, Butkus & Nagurski Trophy Awards
- 2020 Preseason first-team All-SEC pick ... Led SEC in 2019 regular season tackles with 107

CAREER HIGHS

Tackles: _____ 17 at Tennessee (10/3/20) **Sacks:** _____ 1.0 at Georgia (11/9/19) **Fumble Rec:** _____ 1 vs. Alabama (9/26/20)
TFL: _____ 3.0 at Vanderbilt (10/19/19) **Sack Yards:** _____ 9 at Georgia (11/9/19) **PD:** _____ 3 vs. LSU (10/10/20)
TFL Yards: _____ 11 at Georgia (11/9/19) **Forced Fumble:** _____ NA **INT:** _____ 2 vs. West Virginia (9/7/19)



#40 CAMERON WILKINS

JR ■ 6-2 ■ 235
Del Valle, Texas | Del Valle HS

- Had 4 tackles at No. 21/20 Tennessee (10/3/20)
- Made 3 tackles and had 1.0 TFL vs. No. 2 Alabama (9/26/20)
- Played in 10 games as a true sophomore in 2019, including 2 starts
- Finished 2019 with 33 tackles, 4.0 TFL, 1 sack and 1 INT

CAREER HIGHS

Tackles: _____ 8 at Vanderbilt (10/19/19) **Sacks:** _____ 0.5 at Vanderbilt (10/19/19) **Fumble Rec:** _____ NA
TFL: _____ 2.0 vs. SEMO (9/14/19) **Sack Yards:** _____ 2 at Vanderbilt (10/19/19) **PD:** _____ NA
TFL Yards: _____ 2, 3 times **Forced Fumble:** _____ NA **INT:** _____ 1 at Vanderbilt (10/19/19)



#2 ENNIS RAKESTRAW, JR.

FR ■ 6-0 ■ 170
Duncanville, Texas | Duncanville HS

- Had first career TFL vs. No. 17/16 LSU (10/10/20)
- Made 3 tackles and had first career PD at No. 21/20 Tennessee (10/3/20)
- Became first true freshman on defense to start in a season-opener since 2017 (Jordan Ulmer)
- Three-star DB prospect by all the major recruiting services

CAREER HIGHS

Tackles: _____ 4 vs. Alabama (9/26/20) **Forced Fumble:** _____ NA **PD:** _____ 1, twice
TFL: _____ 1.0 vs. LSU (10/10/20) **Sack Yards:** _____ NA **INT:** _____ NA
TFL Yards: _____ 2 vs. LSU (10/10/20)



#8 JARVIS WARE

JR ■ 6-1 ■ 190
Apopka, Fla. | Wekiva HS

- Took over starting role during his true sophomore season in 2019, playing in 11 games with 10 starts
- Tallied 33 tackles (24 solo) and had 4 PD on the season
- Posted a career-high 7 tackles (5 solo) at No. 4 Georgia (11/9/19)

CAREER HIGHS

Tackles: _____ 7 at Georgia (11/9/19) **Forced Fumble:** _____ NA **PD:** _____ 1, four times
TFL: _____ NA **Fumble Rec:** _____ NA **INT:** _____ NA
TFL Yards: _____ NA



#1 JOSHUAH BLEDSOE

SR ■ 6-0 ■ 200
Houston, Texas | DeKaney HS

- 7 tackles and 2 PD vs. No. 17/16 LSU (10/10/20) ... Held T. Marshall to 3 rec. & 57 yards when in coverage
- 6 tackles and 1 PD at No. 21/20 Tennessee (10/3/20)
- 3 tackles, 1 TFL and 1 PD vs. No. 2 Alabama (9/26/20)
- Finished 2019 ranked third on the team with 49 tackles (35 solo) and 4.0 TFL ... Added 10 PD, 1 FF and 1 FR

CAREER HIGHS

Tackles: ____ 10 at Vanderbilt (10/19/19) **Forced Fumble:** 1 vs. Ole Miss (10/12/19) **PD:** ____ 2, five times
TFL: ____ 1.0, six times **Fumble Rec:** ____ 1, twice **INT:** ____ NA
TFL Yards: ____ 12 vs. Alabama (9/26/20)



#9 TYREE GILLESPIE

SR ■ 6-0 ■ 210
Ocala, Fla. | Vanguard HS

- Played in 12 games and started in 11 at both safety spots in 2019, finishing the season with 50 tackles, while adding 4.0 TFL, 1.0 sack, 7 PD, 1 QBH & 1.0 FF
- Had a career-high 9 tackles (8 solo) against Ole Miss (10/12/19) in a 38-27 Mizzou Homecoming win
- Opened his season with 7 tackles (5 solo) at Wyoming (8/31/19)

CAREER HIGHS

Tackles: ____ 9 vs. Ole Miss (10/12/19) **Forced Fumble:** 1 at Kentucky (10/26/19) **PD:** ____ 2, twice
TFL: ____ 2.0 at Kentucky (10/26/19) **Fumble Rec:** ____ NA **INT:** ____ NA
TFL Yards: ____ 9 at Tennessee (11/17/18)



#4 JALANI WILLIAMS

RS FR ■ 6-2 ■ 195
St. Louis, Mo. | Parkway North HS

- Made first career start and had 1 tackle at No. 21/20 Tennessee (10/3/20)
- Preserved a redshirt during his freshman season, and played in 2 games while posting 1 tackle
- Played defensive snaps in Mizzou's wins over Southeast Missouri (9/14) and Troy (10/5), and tallied his first career tackle against SEMO

CAREER HIGHS

Tackles: ____ 1, 3 times **Forced Fumble:** ____ NA **PD:** ____ NA
TFL: ____ NA **Fumble Rec:** ____ NA **INT:** ____ NA
TFL Yards: ____ NA



#19 GRANT MCKINNISS

GR ■ 6-1 ■ 204
Findlay, Ohio | Findlay HS (Kentucky)

- Posted career long punt of 66 yards vs. No. 17/16 LSU (10/10/20)
- Had 4 punts for an average of 42.2 yards with 1 inside the 20 at No. 21/20 Tennessee (10/3/20)
- Handled kickoffs for Kentucky in 2019, kicking 67 times for 4,134 yards and 48 touchbacks (61.7 average)
- Had a 65.0 average on 4 kicks vs. Florida and at Mississippi State

CAREER HIGHS

Punts: ____ 7 vs. Georgia (11/5/16) **Avg (min 3 punts):** 44.7 at Alabama (10/1/16)
Punt Yards: ____ 280 vs. Georgia (11/5/16) **Long:** ____ 66 vs. LSU (10/10/20)



#7 STACY BROWN

SO ■ 6-2 ■ 212
Duncanville, Texas | Duncanville HS

- Played in 11 of 12 games as a true freshman, seeing time on special teams and in the defensive rotation
- Made a pair of tackles and also posted 2 pass breakups in his first year with the program

CAREER HIGHS

Tackles: ____ 1, twice **Forced Fumble:** ____ NA **PD:** ____ NA
TFL: ____ NA **Fumble Rec:** ____ NA **INT:** ____ NA
TFL Yards: ____ NA




#3 MARTEZ MANUEL

SO ■ 6-1 ■ 200
Columbia, Mo. | Rock Bridge HS

- Made career-high 9 tackles at No. 21/20 Tennessee (10/3/20)
- Had 7 tackles and 3.5 TFL vs. No. 2 Alabama (9/26/20) ... 3.5 TFL was the SEC's best mark in week 1
- Played in all 12 games as a true freshman, including one start at safety
- Made 4 tackles (3 solo) in his first season with the program

CAREER HIGHS

Tackles: ____ 9 at Tennessee (10/3/20) **Forced Fumble:** ____ NA **PD:** ____ NA
TFL: ____ 3.5 vs. Alabama (9/26/20) **Fumble Rec:** ____ NA **INT:** ____ NA
TFL Yards: ____ 5 vs. Alabama (9/26/20)



#92 HARRISON MEVIS

FR ■ 6-0 ■ 220
Warsaw, Ind. | Warsaw Community HS

- Made Mizzou freshman record 52-yard FG vs. No. 17/16 LSU (10/10/20)
- Drilled a 50-yard FG at No. 21/20 Tennessee (10/3/20), becoming first Mizzou freshman since 1988 to make a 50+ yard FG ... Made 2-2 FG in debut vs. No. 2 Alabama (9/26/20), drilling FGs from 27- & 37-yards out
- Five-star kicking prospect and the nation's No. 2 kicker and No. 10 punter according to *Kohl's*

CAREER HIGHS

FGs: ____ 2, twice **PATs:** ____ 6 vs. LSU (10/10/20)
Long: ____ 52 vs. LSU (10/10/20)

2020 STARTING LINEUPS

OFFENSE	TE	LT	LG	C	RG	RT	QB	TB	WR/TE/FB	WR	WR
Alabama	Parker	Powell	Delgado	Maietti	Cook	Borom	Robinson	Rountree	Knox	Hazelton	Chism
Tennessee	Parker	Lawrence	Delgado	Maietti	Cook	Borom	Robinson	Badie	Christopherson	Hazelton	Chism
LSU	Parker	Lawrence	Delgado	Maietti	Cook	Borom	Bazelak	Rountree	Robinson	Dove	Wilson

Vanderbilt
 Florida
 Kentucky
 Georgia
 South Carolina
 Arkansas
 Mississippi State

DEFENSE	DE	DT	DT/DE	DE/LB	LB	LB	S	FS	SS	CB	CB
Alabama	Turner	Utsey	Whiteside	Williams	Bolton	Nicholson	Gillespie	Bledsoe	Manuel	Ware	Rakestraw
Tennessee	Jeffcoat	Utsey	Whiteside	McGuire	Bolton	Nicholson	Williams	Bledsoe	Manuel	Sparks	Rakestraw
LSU	Jeffcoat	Utsey	McGuire	Williams	Bolton	Nicholson	Gillespie	Bledsoe	Manuel	Sparks	Rakestraw

Vanderbilt
 Florida
 Kentucky
 Georgia
 South Carolina
 Arkansas
 Mississippi State

OFFENSE

Quarterback

8 Connor Bazelak	6-3	220	RFr.	Dayton, Ohio (Archbishop Alter)
3 Shawn Robinson	6-2	220	RJr.	DeSoto, Texas (DeSoto/TCU)

Running Back

34 Larry Rountree III***	5-10	210	Sr.	Raleigh, N.C. (Millbrook)
1 Tyler Badie**	5-9	200	Jr.	Memphis, Tenn. (Briarcrest Christian)
28 Dawson Downing***	6-0	220	RSr.	Mission, Kan. (Bishop Miede)
4 Elijah Young	5-9	190	Fr.	Knoxville, Tenn. (South Doyle)

Wide Receiver

86 Tauskie Dove -or-	6-3	200	RSo.	Denton, Texas (Ryan)
6 Keke Chism	6-4	210	Gr.	Daingerfield, Texas (Daingerfield/Angelo State)
18 Chance Luper	6-2	180	Fr.	North Richlands Hills, Texas (Fort Worth Christian)

Wide Receiver

31 D'ionte 'Boo' Smith -or-	6-0	155	Jr.	Kansas City, Mo. (Raytown/Coffeyville CC)
2 Micah Wilson***	6-3	205	RSr.	Tulsa, Okla. (Lincoln Christian)
7 Damon Hazelton	6-3	215	Gr.	Baltimore, Md. (Franklin/Virginia Tech)

Slot Receiver

9 Jalen Knox** -or-	6-0	195	Jr.	Mansfield, Texas (Timberview)
11 Barrett Banister**	6-0	200	RJr.	Fayetteville, Ark. (Fayetteville)
14 Dominic Gicinto**	5-9	180	Jr.	Raytown, Mo. (Raytown)

Tight End

82 Daniel Parker, Jr.** -or-	6-4	245	Jr.	Kansas City, Mo. (Blue Springs)
48 Niko Hea* -or-	6-5	250	So.	St. Louis, Mo. (Christian Brothers)
88 Logan Christopherson**	6-6	255	RJr.	Lemont, Ill. (Lemont, Ill.)

Left Tackle

51 Zeke Powell -or-	6-5	295	Jr.	Georgiana, Ala. (Georgiana/Coffeyville CC)
64 Bobby Lawrence	6-8	320	RSo.	St. Joseph, Mo. (Central)

Left Guard

72 Xavier Delgado*	6-5	320	RSo.	Glendale, Ariz. (Deer Valley)
70 Dylan Spencer -or-	6-4	300	Fr.	Madison, Miss. (Madison Central)
73 Mike Ruth	6-7	320	RSo.	Coppell, Texas (Coppell)

Center

55 Michael Maietti	6-1	291	Gr.	West Orange, N.J. (Don Bosco Prep/Rutgers)
69 Drake Heismeyer	6-3	283	Fr.	St. Charles, Mo. (Francis Howell)

Right Guard

59 Case Cook**	6-5	300	RJr.	Carrollton, Ga. (Carrollton)
54 Luke Griffin	6-5	312	RFr.	Chatsworth, Ga. (North Murray)

Right Tackle

79 Larry Borom**	6-6	332	RJr.	Detroit, Mich. (Brother Rice)
76 Javon Foster	6-6	310	RSo.	West Bloomfield, Mich. (West Bloomfield)

DEFENSE

Buck

18 Trajan Jeffcoat*	6-3	265	RSo.	Columbia, S.C. (Irmo)
96 Cannon York -or-	6-3	235	RSo.	Lebanon, Mo. (Lebanon)
49 Sci Martin, Jr.	6-3	250	Se.	New Orleans, La. (McDonogh/LSU/East Miss. CC)

Defensive End

99 Isaiah McGuire*	6-5	280	So.	Tulsa, Okla. (Union)
97 Akial Byers***	6-4	305	Sr.	Fayetteville, Ark. (Fayetteville)

Defensive Tackle

90 Markell Utsey***	6-4	295	RSr.	Little Rock, Ark. (Parkview)
95 Ben Key	6-3	285	Jr.	Cranbourne West, Australia (East LA College)

Defensive End

0 Tre Williams***	6-5	260	RSr.	Columbia, Mo. (Rock Bridge)
39 Chris Turner***	6-4	270	Sr.	Hammond, La. (Hammond)

Weakside Linebacker

32 Nick Bolton**	6-0	232	Jr.	Frisco, Texas (Lone Star)
33 Chad Bailey*	6-0	230	RSo.	Missouri City, Texas (Ridge Point)

Middle Linebacker

11 Devin Nicholson*	6-3	230	So.	Detroit, Mich. (Cass Tech)
25 Jamal Brooks***	6-1	230	Sr.	Bessemer City, Ala. (Bessemer City)

Cornerback

8 Jarvis Ware**	6-1	190	Jr.	Apopka, Fla. (Wekiva)
24 Ishmael Burdine	6-1	190	RFr.	Slidell, La. (Slidell)

Cornerback

2 Ennis Rakestraw, Jr.	6-0	170	Fr.	Duncanville, Texas (Duncanville)
14 Adam Sparks***	6-0	175	Sr.	Baton Rouge, La. (Duchtown)
17 Jaylon 'JC' Carlies	6-2	193	Fr.	Winter Garden, Fla. (West Orange)

Strong Safety

3 Martez Manuel*	6-1	200	So.	Columbia, Mo. (Rock Bridge)
7 Stacy Brown*	6-2	212	So.	Duncanville, Texas (Duncanville)

Free Safety

1 Joshua Bledsoe***	6-0	200	Sr.	Houston, Texas (DeKanay)
4 Jalani Williams	6-2	195	RFr.	St. Louis, Mo. (Parkway North)

Boundary Safety

9 Tyree Gillespie***	6-0	210	Sr.	Ocala, Fla. (Vanguard)
4 Jalani Williams	6-2	195	RFr.	St. Louis, Mo. (Parkway North)

SPECIAL TEAMS

Placekicker/Kickoff

92 Harrison Mevis	6-0	220	Fr.	Warsaw, Ind. (Warsaw Community)
90 Sean Koetting*	6-3	230	RJr.	Columbia, Mo. (Rock Bridge)

Holder

19 Grant McKinniss	6-1	204	Gr.	Findlay, Ohio (Findlay/Kentucky)
11 Barrett Banister**	6-0	200	RJr.	Fayetteville, Ark. (Fayetteville)

Punter

19 Grant McKinniss	6-1	204	Gr.	Findlay, Ohio (Findlay/Kentucky)
90 Sean Koetting*	6-3	230	RJr.	Columbia, Mo. (Rock Bridge)

Snapper

49 Jake Hoffman*	6-4	230	RSo.	Kearney, Mo. (Kearney)
31 Drew Wise**	6-2	240	RJr.	Lawrence, Kan. (Free State)

Kick Returner

1 Tyler Badie**	5-9	200	Jr.	Memphis, Tenn. (Briarcrest Christian)
28 Dawson Downing***	6-0	220	RSr.	Mission, Kan. (Bishop Miede)
15 Kris Abrams-Draine	5-11	179	Fr.	Mobile, Ala. (Spanish Fort)
34 Larry Rountree III***	5-10	210	Sr.	Raleigh, N.C. (Millbrook)

Punt Returner

15 Kris Abrams-Draine -or-	5-11	179	Fr.	Mobile, Ala. (Spanish Fort)
8 Jarvis Ware** -or-	6-1	190	Jr.	Apopka, Fla. (Wekiva)
87 Cade Musser -or-	5-9	185	RSo.	Blue Springs, Mo. (Blue Springs)
31 D'ionte 'Boo' Smith	6-0	155	Jr.	Kansas City, Mo. (Raytown/Coffeyville CC)

* - denotes letters earned.

STARTS BY POSITION

OFFENSE

LINEMEN	'16	'17	'18	'19	'20	Tot.
Maietti	—	9*	12*	12*	3	36
Borom	—	—	0	11	3	14
Cook	—	—	—	10	3	13
White	—	—	0	3	0	3
Delgado	—	—	—	0	3	3
Lawrence	—	—	—	1	2	3
Powell	—	—	—	—	1	1

* - while at Rutgers

RECEIVERS

	'16	'17	'18	'19	'20	Tot.
Chism	—	2*	12*	11*	2	27
Hazelton	7^	—	9^	9^	2	27
Knox	—	—	8	6	1	15
Parker	—	—	2	7	3	12
Banister	—	—	—	2	0	2
Christopherson	—	—	—	1	1	2
Dove	—	—	—	0	1	1
Wilson	—	0	0	0	1	1

* - while at Angelo State

^ - while at Ball State & Virginia Tech

QB's

	'16	'17	'18	'19	'20	Tot.
Robinson	—	6	7	—	3*	16
Bazelak	—	—	—	1	1	2

* - started at FB vs. LSU

TAILBACKS

	'16	'17	'18	'19	'20	Tot.
Rountree	—	0	10	10	2	22
Badie	—	—	0	2	1	3

DEFENSE

LINEMEN	'16	'17	'18	'19	'20	Tot.
Turner	—	0	13	12	1	26
Williams	—	0	6	9	2	17
Whiteside	—	0	0	9	2	11
Utsey	0	6	—	0	3	9
Byers	—	—	6	0	0	6
Hansford	—	—	0	3	0	3
Jeffcoat	—	—	0	—	2	2
McGuire	—	—	—	0	2	2

LINEBACKERS

	'16	'17	'18	'19	'20	Tot.
Bolton	—	—	0	12	3	15
Nicholson	—	—	—	5	3	8
Wilkins	—	—	0	2	0	2

SECONDARY

	'16	'17	'18	'19	'20	Tot.
Gillespie	—	—	8	11	2	21
Bledsoe	—	—	—	12	3	15
Sparks	—	8	5	0	2	15
Ware	—	—	—	10	1	11
Manuel	—	—	—	1	3	4
Rakestraw	—	—	—	—	3	3
Williams	—	—	—	0	1	1

CAREER PARTICIPATION

	Career G-GS	2020 G-GS	2019 G-GS	2018 G-GS	2017 G-GS	2016 G-GS	Cons. Games	Cons. Starts
15 Kris Abrams-Draine	3-0	3-0	-	-	-	-	3	-
1 Tyler Badie	27-3	3-1	12-2	12-0	-	-	18	-
33 Chad Bailey	12-0	3-0	6-0	3-0	-	-	6	-
20 Simi Bakare	21-0	3-0	12-0	6-0	-	-	19	-
11 Barrett Banister	25-2	3-0	11-2	11-0	-	-	11	-
8 Connor Bazelak	6-2	3-1	3-1	-	-	-	4	1
1 Joshua Bledsoe	39-15	3-3	12-12	12-0	12-0	-	26	15
32 Nick Bolton	28-15	3-3	12-12	13-0	-	-	28	15
79 Larry Borom	27-14	3-3	12-11	12-0	-	-	15	12
36 Joe Britton	12-0	3-0	4-0	5-0	-	-	5	-
25 Jamal Brooks	39-0	3-0	12-0	12-0	12-0	-	22	-
92 Z'Core Brooks	1-0	-	1-0	-	-	-	-	-
7 Stacy Brown	13-0	2-0	11-0	-	-	-	-	-
24 Ish Burdine	4-0	3-0	1-0	-	-	-	4	-
97 Akial Byers	34-6	2-0	12-0	13-6	7-0	-	-	-
17 JC Carlies	3-0	3-0	-	-	-	-	3	-
6 Keke Chism	36-27	2-2	11-11	12-12	11-2	-	-	-
88 Logan Christopherson	17-2	3-1	11-1	3-0	-	-	7	-
38 Bryson Clayton	1-0	-	1-0	-	-	-	-	-
59 Case Cook	23-13	3-3	12-10	8-0	-	-	15	13
72 Xavier Delgado	16-3	3-3	12-0	1-0	-	-	15	3
86 Tauskie Dove	9-1	3-1	6-0	-	-	-	5	1
28 Dawson Downing	33-0	3-0	12-0	13-0	5-0	-	28	-
52 Myles Eaddy	3-0	-	1-0	2-0	-	-	-	-
76 Javon Foster	4-0	2-0	2-0	-	-	-	1	-
14 Dominic Gicinto	25-0	2-0	11-0	12-0	-	-	13	-
9 Tyree Gillespie	36-21	3-2	12-11	13-8	8-0	-	28	1
54 Luke Griffin	2-0	2-0	-	-	-	-	2	-
28 Jatorian Hansford	18-3	-	11-3	7-0	-	-	-	-
26 Aidan Harrison	8-0	-	8-0	-	-	-	-	-
7 Damon Hazelton	38-27	2-2	11-9	13-9	-	11-7	-	-
48 Niko Hea	13-0	3-0	10-0	-	-	-	7	-
49 Jake Hoffman	15-0	3-0	12-0	-	-	-	15	-
18 Trajan Jeffcoat	16-2	3-2	-	13-0	-	-	3	2
43 Jerney Jones	26-0	3-0	12-0	11-0	-	-	23	-
9 Jalen Knox	27-14	3-1	12-5	12-8	-	-	17	-
90 Sean Koetting	13-0	3-0	9-0	1-0	-	-	6	-
64 Bobby Lawrence	6-3	2-2	4-1	-	-	-	2	2
18 Chance Luper	1-1	1-1	-	-	-	-	1	-
55 Michael Maietti	36-36	3-3	12-12	12-12	9-9	-	36*	36
3 Martez Manuel	15-4	3-3	12-1	-	-	-	15	3
49 Sci Martin, Jr.	3-0	1-0	2-0	-	-	-	1	-
41 Chance May	1-0	-	1-0	-	-	-	-	-
99 Isaiah McGuire	9-2	3-2	6-0	-	-	-	4	2
19 Grant McKinniss	29-0	3-0	13-0	13-0	-	-	29	-
92 Harrison Mevis	3-0	3-0	-	-	-	-	3	-
10 Chris Mills	2-0	-	2-0	-	-	-	-	-
87 Cade Musser	4-0	-	4-0	-	-	-	-	-
16 Gerald Nathan	9-0	-	7-0	2-0	-	-	-	-
11 Devin Nicholson	10-8	3-3	7-5	-	-	-	9	8
35 Mason Pack	4-0	3-0	1-0	-	-	-	3	-
82 Daniel Parker, Jr.	27-12	3-3	12-7	12-2	-	-	20	5
29 Jamie Pettway	2-0	2-0	-	-	-	-	2	-
51 Zeke Powell	2-1	2-1	-	-	-	-	1	-
2 Ennis Rakestraw, Jr.	3-3	3-3	-	-	-	-	3	3
6 Darius Robinson	7-0	2-0	5-0	-	-	-	-	-
3 Shawn Robinson	16-16	3-3	-	7-7	6-6	-	3	3
34 Larry Rountree	41-22	3-2	12-10	13-10	13-0	-	41	1
73 Mike Ruth	6-0	1-0	3-0	2-0	-	-	1	-
30 Zion Sales	11-0	-	11-0	-	-	-	-	-
85 Zac Schactner	1-0	-	1-0	-	-	-	-	-
31 D'ionte Smith	3-0	3-0	-	-	-	-	3	-
14 Adam Sparks	35-15	3-2	11-0	8-5	13-8	-	11	2
80 Messiah Swinson	4-0	3-0	1-0	-	-	-	3	-
39 Chris Turner	40-26	3-1	12-12	13-13	12-0	-	32	-
90 Markel Utsey	35-9	3-3	12-0	3-0	11-6	6-0	15	3
8 Jarvis Ware	23-11	2-1	11-10	10-0	-	-	1	-
50 Hyrin White	19-2	-	11-2	8-0	-	-	-	-
78 Kobie Whiteside	38-13	2-2	12-11	12-0	12-0	-	-	-
40 Cameron Wilkins	24-2	3-0	10-2	11-0	-	-	3	-
4 Jalani Williams	5-1	3-1	2-0	-	-	-	3	-
0 Tre Williams	37-16	3-2	11-8	12-6	11-0	-	10	1
96 Micah Wilson	19-1	3-1	12-0	2-0	2-0	-	15	1
31 Drew Wise	17-0	-	-	13-0	4-0	-	-	-
96 Cannon York	4-0	3-0	1-0	-	-	-	3	-
4 Elijah Young	1-0	1-0	-	-	-	-	-	-

* - 33 while at Rutgers

LAST TIME MIZZOU HAD...

RUSHING

30 attempts	31 – Ish Witter at Tennessee, 11/19/16
25 attempts	27 – Larry Rountree III vs. Oklahoma State, 12/31/18
100 yards	119 – Larry Rountree III vs. LSU, 10/10/20
200 yards	204 – Larry Rountree III Oklahoma State, 12/31/18
3 TDs	3 – Larry Rountree III vs. Memphis, 10/20/18
4 TDs	4 – Damarea Crockett vs. Middle Tennessee, 10/22/16
50+ yard rush	54 – Dawson Downing vs. Ole Miss, 10/12/19
75+ yard rush	86 – Henry Josey at Kentucky, 11/9/13
Two 100-yard performances	216 – Ish Witter vs. Tennessee, 11/11/17
(same game)	155 – Larry Rountree III vs. Tennessee, 11/11/17
Four consecutive 100-yard games	Henry Josey
(same season)	129 vs. Iowa State, 10/15/11
	138 vs. Oklahoma State, 10/22/11
	162 at Texas A&M, 10/29/11
	132 at Baylor, 11/5/11

PASSING

30-39 attempts	34 – Connor Bazelak vs. LSU, 10/10/20
40-49 attempts	48 – Kelly Bryant at Wyoming, 8/31/19
50 attempts	51 – Drew Lock at West Virginia, 9/3/16
30-39 completions	31 – Kelly Bryant at Wyoming, 8/31/19
300 yards	406 – Connor Bazelak vs. LSU, 10/10/20
400 yards	406 – Connor Bazelak vs. LSU, 10/10/20
75+ yard completion	86 – Drew Lock to Johnathon Johnson vs. Oklahoma State, 12/31/18
Two QBS over 100 yards	Maty Mauk, 181; Drew Lock 138 vs. SEMO, 9/5/15
3 TDs	4 – Connor Bazelak vs. LSU, 10/10/20
4 TDs	4 – Connor Bazelak vs. LSU, 10/10/20
5 TDs	5 – Drew Lock at UConn, 10/28/17
6 TDs	6 – Drew Lock vs. Idaho, 10/21/17
7 TDs	7 – Drew Lock vs. Missouri State, 9/2/17
4 interceptions	Maty Mauk vs. Georgia, 10/11/14
5 interceptions	Terry McMillan vs. Penn State, 1/1/70
6 interceptions	Kent Kiefer vs. Miami (Fla), 9/23/89

RECEIVING

10+ receptions	10 – Emanuel Hall vs. Wyoming, 9/8/18
150 yards	185 – Johnathon Johnson vs. Oklahoma State, 12/31/18
200 yards	233 – Danario Alexander vs. Kansas, 11/28/09
75+ yard reception	86 (TD) – Johnathon Johnson vs. Oklahoma State, 12/31/18
Two 100-yard performances	159 (6) – Albert Okwuegbunam vs. Memphis, 10/20/18
(same game)	109 (5) – Jalen Knox vs. Memphis, 10/20/18
Three 100-yard performances	172 (6) – Jeremy MacLin vs. Nevada, 9/13/08
(same game)	127 (6) – Chase Coffman vs. Nevada, 9/13/08
	100 (6) – Tommy Saunders vs. Nevada, 9/13/08
3 TDs	3 – Albert Okwuegbunam vs. Memphis, 10/20/18
4 TDs	4 – J'Mon Moore vs. Delaware State, 9/24/16

DEFENSIVE

15+ tackles	17 – Nick Bolton at Tennessee, 10/3/20
3.0+ sacks	3.0 – Marcell Frazier vs. Arkansas, 11/25/16
3.0+ TFL	3.5 – Martez Manuel, 9/26/20
4.0+ TFL	4.0 – Marcell Frazier vs. Arkansas, 11/25/16
2 Interceptions	2 – Cale Garrett vs. Troy, 10/5/19

TOTAL OFFENSE (RUSHING & PASSING)

400+ yards	409 – Connor Bazelak vs. LSU, 10/10/20
300-399 yards	409 – Connor Bazelak vs. LSU, 10/10/20

FIELD GOALS

50 yards	52 – Harrison Mevis vs. LSU, 10/10/20
4 FG made	4 – Tucker McCann vs. Ole Miss, 10/12/19
5 FG made	5 – Tucker McCann at South Carolina, 10/6/18
6 FG attempted	6 – Tucker McCann at South Carolina, 10/6/18

TOUCHDOWN RETURNS (YARDAGE)

Kickoff	96 – Marcus Murphy at Florida, 10/18/14
Punt	71 – Richaud Floyd vs. SEMO, 9/14/19
Interception	33 – Cale Garrett vs. Troy, 10/5/19
Fumble	0 – Cale Garrett vs. South Carolina, 9/21/19
Blocked Field Goal	70 – Carlos Posey vs. West Virginia, 12/26/98
Blocked Punt	41 – Aaron Penton vs. SEMO, 9/5/15

TEAM

Shut out opponent at Faurot Field	50-0 vs. SEMO, 9/14/19
Shut out opponent on the road	14-0 at Iowa State, 11/20/10
Shut out opponents, back-to-back	27-0 at Kansas State, 10/8/66
	7-0 vs. Oklahoma, 10/15/66
Won in overtime	51-48 (4 OT) at Tennessee, 11/10/12
Blocked a punt	vs. Memphis (Jerney Jones), 10/20/18
Blocked a field goal	vs. LSU (Tre Williams), 10/10/20
Blocked a PAT	vs. UConn (Kentrell Brothers), 9/19/15
Scored a safety	vs. UConn (Clarence Green blocked punt), 9/19/15
Scored a 2-point conversion	vs. Georgia, Drew Lock pass to Albert Okwuegbunam, 9/22/18
Game-winning field goal	25 yards, Tucker McCann at Purdue, 9/15/18
Scored 50 points	50-0 win vs. SEMO, 9/14/19
Scored 60 points	65-33 win vs. Memphis, 10/20/18
600 yards of total offense	637 vs. Oklahoma State, 12/31/18
700 yards of total offense	815 win vs. Missouri State, 9/2/17
800 yards of total offense	815 win vs. Missouri State, 9/2/17
When scoring 60 points	53-0
When scoring 50 points	67-0
When scoring 40 points	162-3

LAST TIME AN OPPONENT HAD...

RUSHING

30+ attempts	38 – Benny Snell, Kentucky, 10/29/16
200 yards	215 – I'Tavius Mathers, Middle Tennessee, 10/22/16
300 yards	304 – Tre Mason, Auburn, 12/7/13
3 TDs	Najee Harris (3), Alabama, 9/26/20
4 TDs	5, Kerryon Johnson, Auburn, 9/23/17
Two 100-yard performances	Sean Chambers (120), Xazavian Valladay (118), at Wyoming, 8/31/19 (same game)

PASSING

40-49 attempts	48 – Myles Brennan, LSU, 10/10/20
50+ attempts	55 – David Blough, Purdue, 9/15/18
30-39 completions	39 – David Blough, Purdue, 9/15/18
40+ completions	44 – Graham Harrell, Texas Tech, 10/20/07
400 yards	430 – Myles Brennan, LSU, 10/10/20
500 yards	572 – David Blough, Purdue, 9/15/18
4 TDs	Taylor Cornelius, Oklahoma State, 12/31/18
5 TDs	Juice Williams, Illinois, 8/30/08

RECEIVING

10+ receptions	11 – Terrace Marshall Jr., LSU, 10/10/20
200+ yards	235 – Terrace Marshall Jr., LSU, 10/10/20
175-199 yards	180 – Aaron Pflugrad, Arizona State, 9/9/11
150-174 yards	163 – Malik Earl, Missouri State, 9/2/17
2 TDs	3 – Terrace Marshall Jr., LSU, 10/10/20
3 TDs	Terrace Marshall Jr., LSU, 10/10/20
Two 100-yard performances	124 – Palmer, Tennessee, 11/23/19
(same game)	115 – Juwan Jennings, Tennessee, 11/23/19
(same game)	110 – Marquez Callaway, Tennessee, 11/23/19

TOTAL OFFENSE (RUSHING & PASSING)

500 yards	590 – David Blough, 9/15/18
400 yards	428 – Myles Brennan, LSU, 10/10/20

FIELD GOALS

50+ yards	51 – Cade York, LSU, 10/10/20
4 FG made	4 – Rodrigo Blankenship, Georgia, 10/14/17
3 FG made	3 – Joseph Bulovas, Alabama, 10/13/18

TOUCHDOWN RETURNS (YARDAGE)

Kickoff	97 – Deebo Samuel, South Carolina, 9/9/17
Punt	67 – Lynn Bowden Jr., Kentucky, 10/27/18
Interception	12 – Sherrod Green, South Carolina, 10/6/18
Fumble	30 – C.J. Colderon, Wyoming, 8/31/19

TEAM

Shut out Mizzou at Faurot Field	34-0 vs. Georgia, 10/11/14
Shut out Mizzou on road	27-0 at Georgia, 11/9/19
Scored 30-39 points	35, Tennessee, loss, 10/3/20
Scored 40-49 points	41, LSU, win, 10/10/20
Scored 50-59 points	53 - Georgia, loss, 10/14/17
Scored 60+ points	63 - at Tennessee, loss, 11/19/16
Scored safety	Alabama, 10/13/18



#	Name	Pos.	Ht.	Wt.	Yr.	Hometown	High School (Previous)
15	Kris Abrams-Draine	WR	5-11	179	Fr.	Mobile, Ala.	Spanish Fort
1	Tyler Badie	RB	5-9	200	Jr.	Memphis, Tenn.	Briarcrest Christian
33	Chad Bailey	LB	6-0	230	R-So.	Missouri City, Texas	Ridge Point
20	Simi Bakare	RB	5-11	210	Jr.	Round Rock, Texas	Cedar Ridge
11	Barrett Banister	WR	6-0	200	R-Jr.	Fayetteville, Ark.	Fayetteville
93	Luke Bauer	K	6-5	190	Fr.	St. Louis, Mo.	De Smet
8	Connor Bazelak	QB	6-3	220	R-Fr.	Dayton, Ohio	Archbishop Alter
1	Joshuah Bledsoe	S	6-0	200	Sr.	Houston, Texas	Dekaney
32	Nick Bolton	LB	6-0	232	Jr.	Frisco, Texas	Lone Star
79	Larry Borom	OL	6-6	332	R-Jr.	Bloomfield Hills, Mich.	Brother Rice
36	Joe Britton	LB	6-1	225	R-Jr.	Rogers, Ark.	Bentonville
98	Logan Brock	K	6-1	210	R-Fr.	Springfield, Mo.	Springfield Catholic
25	Jamal Brooks	LB	6-1	230	Sr.	Bessemer, Ala.	Bessemer City
92	Z'Core Brooks	DL	6-5	245	R-Fr.	Dallas, Texas	Woodrow Wilson
7	Stacy Brown	DB	6-J	212	So.	Duncanville, Texas	Duncanville
66	Jack Buford	OL	6-4	310	R-Fr.	St. Louis, Mo.	Lutheran North
71	D.J. Bullard	OL	6-3	315	R-Fr.	Fenton, Mo.	Rockwood Summit
24	Ishmael Burdine	DB	6-1	190	R-Fr.	Slidell, La.	Slidell
97	Akial Byers	DL	6-4	305	Sr.	Fayetteville, Ark.	Fayetteville
17	Jaylon Carlies	DB	6-2	193	Fr.	Winter Garden, Fla.	West Orange
45	Kibet Chepyator	TE	6-7	220	Fr.	Carol Stream, Ill.	Glenbard North
6	Keke Chism	WR	6-4	210	Gr.	Daingerfield, Texas	Daingerfield (Angelo State)
88	Logan Christopherson	TE	6-6	255	R-Jr.	Lemont, Ill.	Lemont
38	Bryson Clayton	LB	6-3	225	R-So.	Columbia, Mo.	Rock Bridge
12	Brady Cook	QB	6-3	220	Fr.	St. Louis, Mo.	Chaminade
59	Case Cook	OL	6-5	300	R-Jr.	Carrollton, Ga.	Carrollton
35	Michael Cox	RB	6-0	220	Fr.	Atlanta, Ga.	Holy Innocents' Episcopal School
72	Xavier Delgado	OL	6-5	320	R-So.	Glendale, Ariz.	Deer Valley
91	Josh Dodge	P	6-0	190	R-So.	Blue Springs, Mo.	Blue Springs
86	Tauskie Dove	WR	6-3	200	R-So.	Denton, Texas	Ryan
28	Dawson Downing	RB	6-0	220	R-Sr.	Mission, Kan.	Bishop Miege
52	Myles Eaddy	DL	6-0	247	R-Sr.	Plantation, Fla.	American Heritage
12	Montra Edwards	DL	6-3	293	Fr.	Lexington, Miss.	Holmes County Central
46	Justin Efebera	DB	6-0	185	So.	Columbus, Ohio	Saint Charles Prep
76	Javon Foster	OL	6-6	310	R-So.	West Bloomfield, Mich.	West Bloomfield
14	Dominic Gicinto	WR	5-9	180	Jr.	Raytown, Mo.	Raytown
9	Tyree Gillespie	S	6-0	210	Sr.	Ocala, Fla.	Vanguard
43	Brandon Gregory	DB	6-0	180	Fr.	Kansas City, Mo.	Fort Osage
54	Luke Griffin	OL	6-5	312	R-Fr.	Chatsworth, Ga.	North Murray
28	Jatorian Hansford	DL	6-4	255	Jr.	Forsyth, Ga.	Mary Persons
57	Steven Hardy	OL	6-0	265	R-So.	Raytown, Mo.	South
26	Aidan Harrison	DB	6-3	200	So.	New Lothrop, Mich.	New Lothrop
47	Daniel Hawthorne	LS	6-0	225	Fr.	West Monroe, La.	West Monroe
7	Damon Hazelton	WR	6-3	215	Gr.	Towson, Md.	Franklin (Virginia Tech)
48	Niko Hea	TE	6-5	250	So.	St. Louis, Mo.	Christian Brothers
69	Drake Heismeyer	OL	6-3	283	Fr.	St. Charles, Mo.	Francis Howell
81	Shawn Hendershot	WR	6-4	210	Fr.	Overland Park, Kan.	Blue Valley North
13	Javian Hester	WR	6-3	190	Fr.	Tulsa, Okla.	Booker T. Washington
49	Jake Hoffman	LS	6-4	230	R-So.	Kearney, Mo.	Kearney
18	Trajan Jeffcoat	DL	6-3	245	R-So.	Columbia, S.C.	Columbia
43	Jerney Jones	RB	5-10	190	R-Sr.	Republic, Mo.	Republic
21	Tyler Jones	DB	5-11	185	Fr.	Winter Garden, Fla.	West Orange
95	Ben Key	DL	6-3	285	Jr.	Cranbourne West, Australia	East Los Angeles College
90	Sean Koetting	K	6-3	230	R-Jr.	Columbia, Mo.	Rock Bridge
9	Jalen Knox	WR	6-0	196	Jr.	Mansfield, Texas	Timberview
64	Bobby Lawrence	OL	6-8	320	R-So.	St. Joseph, Mo.	Central
18	Chance Luper	WR	6-2	180	Fr.	North Richland Hills, Texas	Fort Worth Christian
19	Jay Maclin	WR	5-11	185	Fr.	Kirkwood, Mo.	Kirkwood
55	Michael Maietti	OL	6-1	291	Gr.	West Orange, N.J.	Don Bosco Prep (Rutgers)
3	Martez Manuel	S	6-1	200	So.	Columbia, Mo.	Rock Bridge
49	Sci Martin, Jr.	DL	6-3	250	Sr.	New Orleans, La.	McDonogh
41	Chance May	LB	6-1	210	R-Jr.	Kansas City, Mo.	Rockhurst
99	Isaiah McGuire	DL	6-5	280	So.	Tulsa, Okla.	Union
19	Grant McKinnis	P	6-1	204	Gr.	Findlay, Ohio	Findlay (Kentucky)
10	Chris Mills	DB	6-0	175	R-So.	Converse, Texas	Judson
92	Harrison Mevis	K	6-0	220	Fr.	Warsaw, Ind.	Warsaw Community
87	Cade Musser	WR	5-9	185	R-So.	Blue Springs, Mo.	Blue Springs
26	Jaden Nash	WR	5-10	190	Fr.	Jacksonville, Ark.	Benton
16	Gerald Nathan, Jr.	LB	6-1	210	R-So.	Charlotte, N.C.	Vance
11	Devin Nicholson	LB	6-3	230	So.	Detroit, Mich.	Cass Tech
53	Will Norris	LB	6-1	220	Fr.	Columbia, Mo.	Rock Bridge
35	Mason Pack	DB	6-0	205	R-Sr.	Springfield, Mo.	Kickapoo
82	Daniel Parker, Jr.	TE	6-4	245	Jr.	Blue Springs, Mo.	Blue Springs
29	Jamie Pettway	LB	6-2	235	R-Fr.	Albany, Ga.	Westover
51	Zeke Powell	OL	6-5	295	Jr.	Georgiana, Ala.	Georgiana (Coffeyville CC/S. Alabama)
2	Ennis Rakestraw, Jr.	DB	6-0	170	Fr.	Duncanville, Texas	Duncanville

NUMERICAL

No.	Name	Pos.
0	Tre Williams	DL
1	Tyler Badie	RB
1	Joshuah Bledsoe	S
2	Ennis Rakestraw, Jr.	DB
2	Micah Wilson	WR
3	Martez Manuel	S
3	Shawn Robinson	QB
4	Jalani Williams	S
4	Elijah Young	RB
6	Keke Chism	WR
6	Darius Robinson	DL
7	Stacy Brown	DB
7	Damon Hazelton	WR
8	Connor Bazelak	QB
8	Jarvis Ware	DB
9	Tyree Gillespie	S
9	Jalen Knox	WR
10	Chris Mills	DB
11	Barrett Banister	WR
11	Devin Nicholson	LB
12	Brady Cook	QB
12	Montra Edwards	DL
13	Javian Hester	WR
14	Dominic Gicinto	WR
14	Adam Sparks	DB
15	Kris Abrams-Draine	WR
15	Johnny Walker, Jr.	DL
16	Gerald Nathan, Jr.	LB
16	Jack Samsel	QB
17	Jaylon Carlies	DB
18	Trajan Jeffcoat	DL
18	Chance Luper	WR
19	Jay Maclin	WR
19	Grant McKinnis	P
20	Simi Bakare	RB
21	Tyler Jones	DB
24	Ishmael Burdine	DB
25	Jamal Brooks	LB
26	Aidan Harrison	DB
26	Jaden Nash	WR
28	Dawson Downing	RB
28	Jatorian Hansford	DL
29	Jamie Pettway	LB
30	Zion Sales	DB
31	D'ionte Smith	WR
31	Drew Wise	LS
32	Nick Bolton	LB
33	Chad Bailey	LB
34	Larry Rountree III	RB
35	Michael Cox	RB
35	Mason Pack	DB
36	Joe Britton	LB
38	Bryson Clayton	LB
39	Chris Turner	DL
40	Cameron Wilkins	LB
41	Chance May	LB
43	Brandon Gregory	DB
43	Jerney Jones	RB
45	Kibet Chepyator	TE
45	Daval Torres	DB
46	Justin Efebera	DB
47	Daniel Hawthorne	LS
48	Niko Hea	TE
49	Jake Hoffman	LS
49	Sci Martin, Jr.	DL
50	Hyrin White	OL
51	Zeke Powell	OL
52	Myles Eaddy	DL
53	Will Norris	LB
54	Luke Griffin	OL
55	Michael Maietti	OL
57	Steven Hardy	OL
59	Case Cook	OL

#	Name	Pos.	Ht.	Wt.	Yr.	Hometown	High School (Previous)
6	Darius Robinson	DL	6-6	295	So.	Canton, Mich.	Canton
3	Shawn Robinson	QB	6-2	220	R-Jr.	DeSoto, Texas	DeSoto
94	Aaron Rodriguez	K	6-0	200	R-Fr.	Newhall, Calif.	Hart
34	Larry Rountree III	RB	5-10	210	Sr.	Raleigh, N.C.	Millbrook
73	Mike Ruth	OL	6-7	320	R-So.	Coppell, Texas	Coppell
16	Jack Samsel	QB	6-2	200	Jr.	Spanish Fort, Ala.	Spanish Fort (Memphis)
30	Zion Sales	DB	5-10	190	R-Jr.	Southlake, Texas	Carroll
89	Brendan Scales	TE	6-4	255	R-Sr.	Wildwood, Mo.	Lafayette
65	Trenton Sederwall	OL	6-5	290	R-Fr.	Ozark, Mo.	Ozark
93	Andrew Serrano	DL	6-4	240	Fr.	Chicago, Ill.	Notre Dame College Prep
31	D'ionte 'Boo' Smith	WR	6-0	155	Sr.	Kansas City, Mo.	Raytown (Coffeyville CC)
14	Adam Sparks	DB	6-0	175	Sr.	Baton Rouge, La.	Dutchtown
70	Dylan Spencer	OL	6-4	300	Fr.	Madison, Miss.	Madison Central
80	Messiah Swinson	TE	6-7	255	R-So.	Glen Head, N.Y.	Lutheran
61	Richard Taylor	OL	6-4	300	R-So.	Ellenwood, Ga.	Arabia Mountain
45	Daval Torres	DB	5-10	175	Jr.	Bronx, N.Y.	Edwardsville (Illinois)
39	Chris Turner	DL	6-4	270	Sr.	Hammond, La.	Hammond
90	Markell Utsey	DL	6-4	295	R-Sr.	Little Rock, Ark.	Parkview
15	Johnny Walker, Jr.	DL	6-3	204	Fr.	Tampa, Florida	Chamberlain
75	Mitchell Walters	OL	6-7	290	Fr.	St. Louis, Mo.	St. Louis, Mo.
8	Jarvis Ware	DB	6-1	190	Jr.	Apopka, Fla.	Wekiva
50	Hyrin White	OL	6-6	315	R-Jr.	DeSoto, Texas	DeSoto
78	Kobie Whiteside	DL	6-1	300	Sr.	Houston, Texas	Alief Taylor
40	Cameron Wilkins	LB	6-2	235	Jr.	Del Valle, Texas	Del Valle
4	Jalani Williams	S	6-2	195	R-Fr.	St. Louis, Mo.	Parkway North
0	Tre Williams	DL	6-5	260	R-Sr.	Columbia, Mo.	Rock Bridge
98	Keion Willis	DL	6-1	265	R-So.	St. Louis, Mo.	CBC
2	Micah Wilson	WR	6-3	204	R-Sr.	Tulsa, Okla.	Lincoln Christian
31	Drew Wise	LS	6-2	240	R-Jr.	Lawrence, Kan.	Free State
96	Cannon York	DL	6-3	235	R-So.	Lebanon, Mo.	Lebanon
4	Elijah Young	RB	5-9	190	Fr.	Knoxville, Tenn.	South Doyle

NUMERICAL

No.	Name	Pos.
61	Richard Taylor	OL
64	Bobby Lawrence	OL
65	Trenton Sederwall	OL
66	Jack Buford	OL
69	Drake Heismeyer	OL
70	Dylan Spencer	OL
71	D.J. Bullard	OL
72	Xavier Delgado	OL
73	Mike Ruth	OL
75	Mitchell Walters	OL
76	Javon Foster	OL
78	Kobie Whiteside	DL
79	Larry Borom	OL
80	Messiah Swinson	TE
81	Shawn Hendershot	TE
82	Daniel Parker, Jr.	TE
86	Tauskie Dove	WR
87	Cade Musser	WR
88	Logan Christopherson	TE
89	Brendan Scales	TE
90	Sean Koetting	K
90	Markell Utsey	DL
91	Josh Dodge	P
92	Z'Core Brooks	DL
92	Harrison Mevis	K
93	Luke Bauer	K
93	Andrew Serrano	DL
94	Aaron Rodriguez	K
95	Ben Key	DL
96	Cannon York	DL
97	Akial Byers	DL
98	Logan Brock	K
98	Keion Willis	DL
99	Isaiah McGuire	DL

MIZZOU FOOTBALL COACHING STAFF

Elijah Drinkwitz - Head Coach / Offensive Coordinator

Ryan Walters - Defensive Coordinator / Safeties

Erik Link - Special Teams Coordinator

Brick Haley - Defensive Line

Bush Hadman - Wide Receivers / Quarterbacks

Casey Woods - Tight Ends / Recruiting Coordinator

Charlie Harbison - Defensive Backs

David Gibbs - Defensive Backs

Marcus Johnson - Offensive Line

D.J. Smith - Linebackers

Curtis Luper - Running Backs

Mizzou Tigers Combined Team Statistics (as of Oct 10, 2020)

All games

Date	Opponent	Score	Att.	Record:	Overall	Home	Away	Neutral
* Sep 26, 2020	#2 ALABAMA	L 19-38	11738	All games	1-2	0-1	0-1	1-0
* Oct 03, 2020	at #20 Tennessee	L 12-35	21159	Conference	0-2	0-1	0-1	0-0
Oct 10, 2020	vs #17 LSU	W 45-41	10013	Non-Conference	1-0	0-0	0-0	1-0

Rushing	gp	att	gain	loss	net	avg	td	lg	avg/g
Larry Rountree	3	50	275	5	270	5.4	1	29	90.0
Tyler Badie	3	15	75	6	69	4.6	1	29	23.0
Jalen Knox	3	6	44	2	42	7.0	1	16	14.0
Connor Bazalak	3	17	45	19	26	1.5	1	9	8.7
Damon Hazelton	2	2	3	0	3	1.5	0	3	1.5
K. AbramsDraine	3	1	3	0	3	3.0	0	3	1.0
Dawson Downing	3	1	2	0	2	2.0	0	2	0.7
Total	3	104	453	78	375	3.6	4	29	125.0
Opponents	3	107	456	64	392	3.7	8	24	130.7

Passing	gp	effic	comp-att-int	pct	yds	td	lg	avg/g
Connor Bazalak	3	171.49	49-69-1	71.0	692	4	69	230.7
Shawn Robinson	3	133.93	20-29-0	69.0	185	1	54	61.7
Grant McKinnis	3	0.00	0-1-0	0.0	0	0	0	0.0
Total	3	158.76	69-99-1	69.7	877	5	69	292.3
Opponents	3	161.78	66-103-0	64.1	923	7	75	307.7

Receiving	gp	no.	yds	avg	td	lg	avg/g
Jalen Knox	3	14	156	11.1	0	26	52.0
Damon Hazelton	2	9	100	11.1	0	21	50.0
Tauskie Dove	3	7	92	13.1	1	58	30.7
B. Banister	3	7	79	11.3	0	21	26.3
Tyler Badie	3	6	126	21.0	2	54	42.0
D'ionte Smith	3	6	54	9.0	0	17	18.0
Daniel Parker	3	4	11	2.8	0	6	3.7
Dominic Gicinto	2	3	44	14.7	0	22	22.0
Keke Chism	2	3	40	13.3	0	28	20.0
Niko Hea	3	3	28	9.3	1	14	9.3
Micah Wilson	3	2	45	22.5	1	41	15.0
Chance Luper	1	1	69	69.0	0	69	69.0
Christopherson	3	1	37	37.0	0	37	12.3
Dawson Downing	3	1	7	7.0	0	7	2.3
Larry Rountree	3	1	1	1.0	0	1	0.3
Total	3	69	877	12.7	5	69	292.3
Opponents	3	66	923	14.0	7	75	307.7

Field Goals	fg	pct.	01-19	20-29	30-39	40-49	50-99	lg	blk
Harrison Mevis	5-6	83.3	0-0	2-2	1-1	0-0	2-3	52	0

Scoring	td	fg	kick	rush	rcv	pass	dxp	saf	pts
Harrison Mevis	-	5-6	7-7	-	-	-	-	-	22
Tyler Badie	3	-	-	-	-	-	-	-	18
Connor Bazalak	1	-	-	-	-	0-1	-	-	6
Larry Rountree	1	-	-	-	-	-	-	-	6
Micah Wilson	1	-	-	-	-	-	-	-	6
Niko Hea	1	-	-	-	-	-	-	-	6
Tauskie Dove	1	-	-	-	-	-	-	-	6
Jalen Knox	1	-	-	-	-	-	-	-	6
Total	9	5-6	7-7	-	-	0-1	-	-	76
Opponents	15	3-5	15-15	-	-	-	-	-	114

Score by Quarters	1st	2nd	3rd	4th	OT	Total
Mizzou Tigers	14	19	23	20	0	76
Opponents	35	38	31	10	0	114

Team Statistics	MU	OPP
FIRST DOWNS	60	68
Rushing	23	25
Passing	36	41
Penalty	1	2
RUSHING YARDAGE	375	392
Rushing Attempts	104	107
Average Per Rush	3.6	3.7
Average Per Game	125.0	130.7
TDs Rushing	4	8
PASSING YARDAGE	877	923
Comp-Att-Int	69-99-1	66-103-0
Average Per Pass	8.9	9.0
Average Per Catch	12.7	14.0
Average Per Game	292.3	307.7
TDs Passing	5	7
TOTAL OFFENSE	1252	1315
Average Per Play	6.2	6.3
Average Per Game	417.3	438.3
KICK RETURNS: #-Yards	4-87	0-0
PUNT RETURNS: #-Yards	6-14	0-0
INT RETURNS: #-Yards	0-0	1-36
FUMBLES-LOST	10-5	1-1
PENALTIES-Yards	15-124	14-99
PUNTS-AVG	8-44.0	10-43.3
TIME OF POSSESSION/Game	29:11	30:49
3RD-DOWN Conversions	19/41	15/37
4TH-DOWN Conversions	4/7	5/6

Interceptions	no.	yds	avg	td	lg
---------------	-----	-----	-----	----	----

Punting	no.	yds	avg	lg	tb	fc	i20	50+	blk
Grant McKinnis	8	352	44.0	66	1	6	2	1	0

Punt Returns	no.	yds	avg	td	lg
K. AbramsDraine	4	9	2.2	0	6
Jarvis Ware	1	2	2.0	0	2
B. Banister	1	3	3.0	0	0
Total	6	14	2.3	0	6
Opponents	0	0	0.0	0	0

Kick Returns	no.	yds	avg	td	lg
Tyler Badie	4	87	21.8	0	39
Total	4	87	21.8	0	39
Opponents	0	0	0.0	0	0

All Purpose	g	rush	rcv	pr	kr	ir	total	avg/g
Tyler Badie	3	69	126	0	87	0	282	94.0
Larry Rountree	3	270	1	0	0	0	271	90.3
Jalen Knox	3	42	156	0	0	0	198	66.0
Damon Hazelton	2	3	100	0	0	0	103	51.5
Tauskie Dove	3	0	92	0	0	0	92	30.7
Total	3	375	877	14	87	0	1353	451.0
Opponents	3	392	923	0	0	36	1351	450.3

Total Offense	g	plays	rush	pass	total	avg/g
Connor Bazalak	3	86	26	692	718	239.3
Larry Rountree	3	50	270	0	270	90.0
Shawn Robinson	3	40	-39	185	146	48.7
Tyler Badie	3	15	69	0	69	23.0
Jalen Knox	3	6	42	0	42	14.0
Total	3	203	375	877	1252	417.3
Opponents	3	210	392	923	1315	438.3

#	Defensive Leaders	gp	ua	a	tot	tfl/yds	Sacks	Pass defense	Fumbles	blkd	saf
32	Nick Bolton	3	23	13	36	1.0-2					
1X	Devin Nicholson	3	13	9	22	1.5-8	1.0-7				
3D	Martez Manuel	3	12	9	21	3.5-5					
9D	Tyree Gillespie	3	11	6	17						
1D	Joshuah Bledsoe	3	11	5	16	1.0-12					
Total		3	122	66	188	15-64	6-38	16	5	1-8	1
Opponents		3	128	55	183	21-74	5-44	1-36	3	4	5-0

Mizzou Tigers Game Results (as of Oct 10, 2020)
All games

Date	Opponent		Score	Overall	Conference	Time	Attend
* Sep 26, 2020	#2 ALABAMA	L	19-38	0-1	0-1	3:15	11738
* Oct 03, 2020	at #20 Tennessee	L	12-35	0-2	0-2	3:04	21159
Oct 10, 2020	vs #17 LSU	W	45-41	1-2	0-2	3:34	10013

Mizzou Tigers Overall Team Statistics (as of Oct 10, 2020)
All games

Team Statistics	MU	OPP
SCORING	76	114
Points Per Game	25.3	38.0
Points Off Turnovers	7	34
FIRST DOWNS	60	68
Rushing	23	25
Passing	36	41
Penalty	1	2
RUSHING YARDAGE	375	392
Yards gained rushing	453	456
Yards lost rushing	78	64
Rushing Attempts	104	107
Average Per Rush	3.6	3.7
Average Per Game	125.0	130.7
TDs Rushing	4	8
PASSING YARDAGE	877	923
Comp-Att-Int	69-99-1	66-103-0
Average Per Pass	8.9	9.0
Average Per Catch	12.7	14.0
Average Per Game	292.3	307.7
TDs Passing	5	7
TOTAL OFFENSE	1252	1315
Total Plays	203	210
Average Per Play	6.2	6.3
Average Per Game	417.3	438.3
KICK RETURNS: #-Yards	4-87	0-0
PUNT RETURNS: #-Yards	6-14	0-0
INT RETURNS: #-Yards	0-0	1-36
KICK RETURN AVERAGE	21.8	0.0
PUNT RETURN AVERAGE	2.3	0.0
INT RETURN AVERAGE	0.0	36.0
FUMBLES-LOST	10-5	1-1
PENALTIES-Yards	15-124	14-99
Average Per Game	41.3	33.0
PUNTS-Yards	8-352	10-433
Average Per Punt	44.0	43.3
Net punt average	41.5	41.9
KICKOFFS-Yards	16-1006	21-1277
Average Per Kick	62.9	60.8
Net kick average	39.4	41.2
TIME OF POSSESSION/Game	29:11	30:49
3RD-DOWN Conversions	19/41	15/37
3rd-Down Pct	46%	41%
4TH-DOWN Conversions	4/7	5/6
4th-Down Pct	57%	83%
SACKS BY-Yards	6-38	5-44
MISC YARDS	11	0
TOUCHDOWNS SCORED	9	15
FIELD GOALS-ATTEMPTS	5-6	3-5
ON-SIDE KICKS	0-0	0-0
RED-ZONE SCORES	(6-7) 86%	(13-15) 87%
RED-ZONE TOUCHDOWNS	(3-7) 43%	(12-15) 80%
PAT-ATTEMPTS	(7-7) 100%	(15-15) 100%
ATTENDANCE	11738	21159
Games/Avg Per Game	1/11738	1/21159
Neutral Site Games		1/10013

Score by Quarters	1st	2nd	3rd	4th	OT	Total
Mizzou Tigers	14	19	23	20	0	76
Opponents	35	38	31	10	0	114

Mizzou Tigers Overall Individual Statistics (as of Oct 10, 2020)
All games

Rushing	gp	att	gain	loss	net	avg	td	lg	avg/g
Larry Rountree	3	50	275	5	270	5.4	1	29	90.0
Tyler Badie	3	15	75	6	69	4.6	1	29	23.0
Jalen Knox	3	6	44	2	42	7.0	1	16	14.0
Connor Bazalak	3	17	45	19	26	1.5	1	9	8.7
Damon Hazelton	2	2	3	0	3	1.5	0	3	1.5
K. AbramsDraine	3	1	3	0	3	3.0	0	3	1.0
Dawson Downing	3	1	2	0	2	2.0	0	2	0.7
Team	1	1	0	1	-1	-1.0	0	0	-1.0
Shawn Robinson	3	11	6	45	-39	-3.5	0	3	-13.0
Total	3	104	453	78	375	3.6	4	29	125.0
Opponents	3	107	456	64	392	3.7	8	24	130.7

Passing	gp	effic	comp-att-int	pct	yds	td	lg	avg/g
Connor Bazalak	3	171.49	49-69-1	71.0	692	4	69	230.7
Shawn Robinson	3	133.93	20-29-0	69.0	185	1	54	61.7
Grant McKinnis	3	0.00	0-1-0	0.0	0	0	0	0.0
Total	3	158.76	69-99-1	69.7	877	5	69	292.3
Opponents	3	161.78	66-103-0	64.1	923	7	75	307.7

Receiving	gp	no.	yds	avg	td	lg	avg/g
Jalen Knox	3	14	156	11.1	0	26	52.0
Damon Hazelton	2	9	100	11.1	0	21	50.0
Tauskie Dove	3	7	92	13.1	1	58	30.7
B. Banister	3	7	79	11.3	0	21	26.3
Tyler Badie	3	6	126	21.0	2	54	42.0
D'ionte Smith	3	6	54	9.0	0	17	18.0
Daniel Parker	3	4	11	2.8	0	6	3.7
Dominic Gicinto	2	3	44	14.7	0	22	22.0
Keke Chism	2	3	40	13.3	0	28	20.0
Niko Hea	3	3	28	9.3	1	14	9.3
Micah Wilson	3	2	45	22.5	1	41	15.0
Chance Luper	1	1	69	69.0	0	69	69.0
Christopherson	3	1	37	37.0	0	37	12.3
Dawson Downing	3	1	7	7.0	0	7	2.3
Larry Rountree	3	1	1	1.0	0	1	0.3
Shawn Robinson	3	1	-12	-12.0	0	0	-4.0
Total	3	69	877	12.7	5	69	292.3
Opponents	3	66	923	14.0	7	75	307.7

Punt Returns	no.	yds	avg	td	lg
K. AbramsDraine	4	9	2.2	0	6
Jarvis Ware	1	2	2.0	0	2
B. Banister	1	3	3.0	0	0
Total	6	14	2.3	0	6
Opponents	0	0	0.0	0	0

Interceptions	no.	yds	avg	td	lg
Total	0	0	0.0	0	0
Opponents	1	36	36.0	0	36

Kick Returns	no.	yds	avg	td	lg
Tyler Badie	4	87	21.8	0	39
Total	4	87	21.8	0	39
Opponents	0	0	0.0	0	0

Fumble Returns	no.	yds	avg	td	lg
Nick Bolton	1	8	8.0	0	8
Total	1	8	8.0	0	8
Opponents	0	0	0.0	0	0

Mizzou Tigers Overall Individual Statistics (as of Oct 10, 2020)
All games

Scoring	td	fg	PAT				dxp	saf	pts
			kick	rush	rcv	pass			
Harrison Mevis	-	5-6	7-7	-	-	-	-	-	22
Tyler Badie	3	-	-	-	-	-	-	-	18
Jalen Knox	1	-	-	-	-	-	-	-	6
Connor Bazalak	1	-	-	-	-	0-1	-	-	6
Larry Rountree	1	-	-	-	-	-	-	-	6
Niko Hea	1	-	-	-	-	-	-	-	6
Micah Wilson	1	-	-	-	-	-	-	-	6
Tauskie Dove	1	-	-	-	-	-	-	-	6
Total	9	5-6	7-7	-	-	0-1	-	-	76
Opponents	15	3-5	15-15	-	-	-	-	-	114

Total Offense	g	plays	rush	pass	total	avg/g
Connor Bazalak	3	86	26	692	718	239.3
Larry Rountree	3	50	270	0	270	90.0
Shawn Robinson	3	40	-39	185	146	48.7
Tyler Badie	3	15	69	0	69	23.0
Jalen Knox	3	6	42	0	42	14.0
Damon Hazelton	2	2	3	0	3	1.5
K. AbramsDraine	3	1	3	0	3	1.0
Dawson Downing	3	1	2	0	2	0.7
Team	1	1	-1	0	-1	-1.0
Total	3	203	375	877	1252	417.3
Opponents	3	210	392	923	1315	438.3

Field Goals	fg	pct.	01-19	20-29	30-39	40-49	50-99	lg	blk
Harrison Mevis	5-6	83.3	0-0	2-2	1-1	0-0	2-3	52	0

FG Sequence	Mizzou Tigers	Opponents
Alabama	(27),(37)	(34)
Tennessee	(27),(50)	39
LSU	(52),56	(42),(51),45

Numbers in (parentheses) indicate field goal was made.

Punting	no.	yds	avg	lg	tb	fc	i20	50+	blk
Grant McKinnis	8	352	44.0	66	1	6	2	1	0
Total	8	352	44.0	66	1	6	2	1	0
Opponents	10	433	43.3	60	0	2	5	2	0

Kickoffs	no.	yds	avg	tb	ob	retn	net	ydln
Sean Koetting	16	1006	62.9	15	0			
Total	16	1006	62.9	15	0	0.0	39.4	25
Opponents	21	1277	60.8	13	1	21.8	41.2	23

Mizzou Tigers Overall Individual Statistics (as of Oct 10, 2020)
All games

All Purpose	g	rush	rcv	pr	kr	ir	total	avg/g
Tyler Badie	3	69	126	0	87	0	282	94.0
Larry Rountree	3	270	1	0	0	0	271	90.3
Jalen Knox	3	42	156	0	0	0	198	66.0
Damon Hazelton	2	3	100	0	0	0	103	51.5
Tauskie Dove	3	0	92	0	0	0	92	30.7
B. Banister	3	0	79	3	0	0	82	27.3
Chance Luper	1	0	69	0	0	0	69	69.0
D'ionte Smith	3	0	54	0	0	0	54	18.0
Micah Wilson	3	0	45	0	0	0	45	15.0
Dominic Gicinto	2	0	44	0	0	0	44	22.0
Keke Chism	2	0	40	0	0	0	40	20.0
Christopherson	3	0	37	0	0	0	37	12.3
Niko Hea	3	0	28	0	0	0	28	9.3
Connor Bazelak	3	26	0	0	0	0	26	8.7
K. AbramsDrain	3	3	0	9	0	0	12	4.0
Daniel Parker	3	0	11	0	0	0	11	3.7
Dawson Downin	3	2	7	0	0	0	9	3.0
Jarvis Ware	2	0	0	2	0	0	2	1.0
Team	1	-1	0	0	0	0	-1	-1.0
Shawn Robinso	3	-39	-12	0	0	0	-51	-17.0
Total	3	375	877	14	87	0	1353	451.0
Opponents	3	392	923	0	0	36	1351	450.3

Mizzou Tigers Overall Defensive Statistics (as of Oct 10, 2020)
All games

##	Defensive Leaders	gp	Tackles				Sacks no-yds	Pass defense			Fumbles		blkd	
			ua	a	tot	tfl/yds		int-yds	brup	qbh	rcv-yds	ff	kick	saf
32	Nick Bolton	3	23	13	36	1.0-2	.	.	3	.	1-8	.	.	.
1X	Devin Nicholson	3	13	9	22	1.5-8	1.0-7
3D	Martez Manuel	3	12	9	21	3.5-5
9D	Tyree Gillespie	3	11	6	17	.	.	.	1
1D	Joshuah Bledsoe	3	11	5	16	1.0-12	.	.	4
90	Markell Utsey	3	7	3	10	1.0-2
1J	Trajan Jeffcoat	3	6	3	9	3.0-14	3.0-14	.	.	5
1S	Adam Sparks	3	6	2	8	.	.	.	2
2D	Ennis Rakestraw	3	8	.	8	1.0-2	.	.	2
40	Cameron Wilkins	3	5	2	7	1.0-2
99	Isaiah McGuire	3	1	5	6	1.0-10	1.0-10
78	Kobie Whiteside	2	4	1	5
0D	Tre Williams	3	4	1	5	1.0-7	1.0-7	1	1	.
TM	Team	1	3	.	3
6D	Darius Robinson	3	2	1	3
4D	Jalani Williams	3	1	1	2
24	Ishmael Burdine	3	2	.	2	.	.	.	3
39	Chris Turner	3	1	1	2
33	Chad Bailey	3	.	1	1
1C	Jaylon Carlies	3	1	.	1
6	Keke Chism	2	1	.	1
4Y	Sci Martin, Jr.	1	.	1	1
34	Larry Rountree	3	.	1	1
97	Akial Byers	2	.	1	1
2	Micah Wilson	3	1
Total		3	122	66	188	15-64	6-38	.	16	5	1-8	1	1	.
Opponents		3	128	55	183	21-74	5-44	1-36	3	4	5-0	5	.	.

Mizzou Tigers Team Game-by-Game (as of Oct 10, 2020)
All games

TEAM STATISTICS

Date	Opponent	Rushing				Receiving				Passing				Kick Returns				Punt Returns				tot off
		no.	yds	td	lg	no.	yds	td	lg	cmp-att-int	yds	td	lg	no.	yds	td	lg	no.	yds	td	lg	
Sep 26	ALABAMA	34	69	1	11	26	253	1	54	26-39-0	253	1	54	2	38	0	25	2	2	0	0	322
Oct 03	at Tennessee	37	126	1	28	14	218	0	37	14-25-1	218	0	37	1	10	0	10	1	6	0	6	344
Oct 10	vs LSU	33	180	2	29	29	406	4	69	29-35-0	406	4	69	1	39	0	39	3	6	0	2	586
		104	375	4	29	69	877	5	69	69-99-1	877	5	69	4	87	0	39	6	14	0	6	1252
Opponents		107	392	8	24	66	923	7	75	66-103-0	923	7	75	0	0	0	0	0	0	0	0	1315

Games: 3 • Avg/rush: 3.6 • Avg/catch: 12.7 • Pass effic: 158.76 • KR avg: 21.8 • PR avg: 2.3 • All purpose avg/game: 451.0 • Total offense avg/gm: 417.3

Date	Opponent	Tackles				Sacks no-yds	Fumble		Pass Defense			blkd kick	PAT Attempts			off		
		ua	a	total	tfl-yds		ff	fr-yds	int-yds	qbh	brup		kick	rush	rcv	saf	t/o	pts
Sep 26	ALABAMA	41	18	59	9.0-39	2.0-17	1	1-8	0-0	0	2	0	1-1	0	0	0	7	19
Oct 03	at Tennessee	56	16	72	2.0-11	2.0-11	0	0-0	0-0	1	4	0	0-0	0	0	0	0	12
Oct 10	vs LSU	25	32	57	4.0-14	2.0-10	0	0-0	0-0	4	10	1	6-6	0	0	0	0	45
		122	66	188	15.0-64	6.0-38	1	1-8	0-0	5	16	1	7-7	0	0	0	7	76
Opponents		128	55	183	21.0-74	5.0-44	5	5-0	1-36	4	3	0	15-15	0	0	0	34	114

		Punting									Field Goals			Kickoffs				
Date	Opponent	no.	yds	avg	long	blkd	tb	fc	50+	i20	md-att	long	blkd	no.	yds	avg	tb	ob
Sep 26	ALABAMA	3	117	39.0	44	0	0	2	0	1	2-2	37	0	4	260	65.0	4	0
Oct 03	at Tennessee	4	169	42.2	47	0	0	4	0	1	2-2	50	0	4	226	56.5	3	0
Oct 10	vs LSU	1	66	66.0	66	0	1	0	1	0	1-2	52	0	8	520	65.0	8	0
		8	352	44.0	66	0	1	6	1	2	5-6	52	0	16	1006	62.9	15	0
Opponents		10	433	43.3	60	0	0	2	2	5	3-5	51	1	21	1277	60.8	13	1

Mizzou Tigers Opponent Game-by-Game (as of Oct 10, 2020)
All games

OPPONENT STATISTICS

Date	Opponent	Rushing				Receiving				Passing				Kick Returns				Punt Returns				tot off
		no.	yds	td	lg	no.	yds	td	lg	cmp-att-int	yds	td	lg	no.	yds	td	lg	no.	yds	td	lg	
Sep 26	ALABAMA	36	111	3	18	23	303	2	46	23-32-0	303	2	46	0	0	0	0	0	0	0	0	414
Oct 03	at Tennessee	51	232	4	22	14	190	1	36	14-23-0	190	1	36	0	0	0	0	0	0	0	0	422
Oct 10	vs LSU	20	49	1	24	29	430	4	75	29-48-0	430	4	75	0	0	0	0	0	0	0	0	479
		107	392	8	24	66	923	7	75	66-103-0	923	7	75	0	0	0	0	0	0	0	0	1315
Mizzou Tigers		104	375	4	29	69	877	5	69	69-99-1	877	5	69	4	87	0	39	6	14	0	6	1252

Games: 3 • Avg/rush: 3.7 • Avg/catch: 14.0 • Pass effic: 161.78 • All purpose avg/game: 450.3 • Total offense avg/gm: 438.3

Date	Opponent	Tackles				Sacks no-yds	Fumble		Pass Defense			blkd kick	PAT Attempts			off		
		ua	a	total	tfl-yds		ff	fr-yds	int-yds	qbh	brup		kick	rush	rcv	saf	t/o	pts
Sep 26	ALABAMA	48	14	62	8.0-37	3.0-30	1	2-0	0-0	0	1	0	5-5	0	0	0	10	38
Oct 03	at Tennessee	45	15	60	5.0-12	1.0-3	0	0-0	1-36	3	1	0	5-5	0	0	0	7	35
Oct 10	vs LSU	35	26	61	8.0-25	1.0-11	4	3-0	0-0	1	1	0	5-5	0	0	0	17	41
		128	55	183	21.0-74	5.0-44	5	5-0	1-36	4	3	0	15-15	0	0	0	34	114
Mizzou Tigers		122	66	188	15.0-64	6.0-38	1	1-8	0-0	5	16	1	7-7	0	0	0	7	76

		Punting									Field Goals			Kickoffs				
Date	Opponent	no.	yds	avg	long	blkd	tb	fc	50+	i20	md-att	long	blkd	no.	yds	avg	tb	ob
Sep 26	ALABAMA	3	117	39.0	45	0	0	1	0	1	1-1	34	0	7	398	56.9	3	0
Oct 03	at Tennessee	2	90	45.0	52	0	0	1	1	1	0-1	0	0	6	360	60.0	3	1
Oct 10	vs LSU	5	226	45.2	60	0	0	0	1	3	2-3	51	1	8	519	64.9	7	0
		10	433	43.3	60	0	0	2	2	5	3-5	51	1	21	1277	60.8	13	1
Mizzou Tigers		8	352	44.0	66	0	1	6	1	2	5-6	52	0	16	1006	62.9	15	0

Mizzou Tigers Game Superlatives (as of Oct 10, 2020)
All games

INDIVIDUAL GAME HIGHS

Rushes	18	Larry Rountree at Tennessee (Oct 03, 2020)
	18	Larry Rountree vs LSU (Oct 10, 2020)
Yards Rushing	119	Larry Rountree vs LSU (Oct 10, 2020)
TD Rushes	1	Connor Bazalak vs Alabama (Sep 26, 2020)
	1	Larry Rountree at Tennessee (Oct 03, 2020)
	1	Tyler Badie vs LSU (Oct 10, 2020)
	1	Jalen Knox vs LSU (Oct 10, 2020)
Long Rush	29	Tyler Badie vs LSU (Oct 10, 2020)
	29	Larry Rountree vs LSU (Oct 10, 2020)
Pass attempts	34	Connor Bazalak vs LSU (Oct 10, 2020)
Pass completions	29	Connor Bazalak vs LSU (Oct 10, 2020)
Yards Passing	406	Connor Bazalak vs LSU (Oct 10, 2020)
TD Passes	4	Connor Bazalak vs LSU (Oct 10, 2020)
Long Pass	69	Connor Bazalak vs LSU (Oct 10, 2020)
Receptions	6	D'ionte Smith vs LSU (Oct 10, 2020)
	6	Tauskie Dove vs LSU (Oct 10, 2020)
Yards Receiving	83	Tauskie Dove vs LSU (Oct 10, 2020)
TD Receptions	1	Tyler Badie vs Alabama (Sep 26, 2020)
	1	Niko Hea vs LSU (Oct 10, 2020)
	1	Micah Wilson vs LSU (Oct 10, 2020)
	1	Tyler Badie vs LSU (Oct 10, 2020)
	1	Tauskie Dove vs LSU (Oct 10, 2020)
Long Reception	69	Chance Luper vs LSU (Oct 10, 2020)
Field Goals	2	Harrison Mevis vs Alabama (Sep 26, 2020)
	2	Harrison Mevis at Tennessee (Oct 03, 2020)
Long Field Goal	52	Harrison Mevis vs LSU (Oct 10, 2020)
Punts	4	Grant McKinnis at Tennessee (Oct 03, 2020)
Punting Avg	66.0	Grant McKinnis vs LSU (Oct 10, 2020)
Long Punt	66	Grant McKinnis vs LSU (Oct 10, 2020)
Punts inside 20	1	Grant McKinnis vs Alabama (Sep 26, 2020)
	1	Grant McKinnis at Tennessee (Oct 03, 2020)
Long Punt Return	6	K. AbramsDraine at Tennessee (Oct 03, 2020)
Long Kickoff Return	39	Tyler Badie vs LSU (Oct 10, 2020)
Tackles	17	Nick Bolton at Tennessee (Oct 03, 2020)
Sacks	1.0	Tre Williams vs Alabama (Sep 26, 2020)
	1.0	Trajan Jeffcoat vs Alabama (Sep 26, 2020)
	1.0	Trajan Jeffcoat at Tennessee (Oct 03, 2020)
	1.0	Isaiah McGuire at Tennessee (Oct 03, 2020)
	1.0	Devin Nicholson vs LSU (Oct 10, 2020)
	1.0	Trajan Jeffcoat vs LSU (Oct 10, 2020)
Tackles For Loss	3.5	Martez Manuel vs Alabama (Sep 26, 2020)

Mizzou Tigers Game Superlatives (as of Oct 10, 2020)
All games

TEAM GAME HIGHS

Rushes	37	at Tennessee (Oct 03, 2020)
Yards Rushing	180	vs LSU (Oct 10, 2020)
Yards Per Rush	5.5	vs LSU (Oct 10, 2020)
TD Rushes	2	vs LSU (Oct 10, 2020)
Pass attempts	39	vs Alabama (Sep 26, 2020)
Pass completions	29	vs LSU (Oct 10, 2020)
Yards Passing	406	vs LSU (Oct 10, 2020)
Yards Per Pass	11.6	vs LSU (Oct 10, 2020)
TD Passes	4	vs LSU (Oct 10, 2020)
Total Plays	73	vs Alabama (Sep 26, 2020)
Total Offense	586	vs LSU (Oct 10, 2020)
Yards Per Play	8.6	vs LSU (Oct 10, 2020)
Points	45	vs LSU (Oct 10, 2020)
Sacks By	2	vs Alabama (Sep 26, 2020)
	2	at Tennessee (Oct 03, 2020)
	2	vs LSU (Oct 10, 2020)
First Downs	25	vs LSU (Oct 10, 2020)
Penalties	6	at Tennessee (Oct 03, 2020)
	6	vs LSU (Oct 10, 2020)
Penalty Yards	55	vs LSU (Oct 10, 2020)
Turnovers	3	vs LSU (Oct 10, 2020)
Punts	4	at Tennessee (Oct 03, 2020)
Punting Avg	66.0	vs LSU (Oct 10, 2020)
Long Punt	66	vs LSU (Oct 10, 2020)
Punts inside 20	1	vs Alabama (Sep 26, 2020)
	1	at Tennessee (Oct 03, 2020)
Long Punt Return	6	at Tennessee (Oct 03, 2020)

Mizzou Tigers Game Superlatives (as of Oct 10, 2020)
All games

OPPONENT INDIVIDUAL GAME HIGHS

Rushes	19	Chandler,T., at Tennessee (Oct 03, 2020)
Yards Rushing	105	Gray,E., at Tennessee (Oct 03, 2020)
TD Rushes	3	Najee Harris, vs Alabama (Sep 26, 2020)
Long Rush	24	Ty Davis-Price, vs LSU (Oct 10, 2020)
Pass attempts	48	Myles Brennan, vs LSU (Oct 10, 2020)
Pass completions	29	Myles Brennan, vs LSU (Oct 10, 2020)
Yards Passing	430	Myles Brennan, vs LSU (Oct 10, 2020)
TD Passes	4	Myles Brennan, vs LSU (Oct 10, 2020)
Long Pass	75	Myles Brennan, vs LSU (Oct 10, 2020)
Receptions	11	T. Marshall, vs LSU (Oct 10, 2020)
Yards Receiving	235	T. Marshall, vs LSU (Oct 10, 2020)
TD Receptions	3	T. Marshall, vs LSU (Oct 10, 2020)
Long Reception	75	T. Marshall, vs LSU (Oct 10, 2020)
Field Goals	2	Cade York, vs LSU (Oct 10, 2020)
Long Field Goal	51	Cade York, vs LSU (Oct 10, 2020)
Punts	5	Z.Von Rosenberg, vs LSU (Oct 10, 2020)
Punting Avg	45.2	Z.Von Rosenberg, vs LSU (Oct 10, 2020)
Long Punt	60	Z.Von Rosenberg, vs LSU (Oct 10, 2020)
Punts inside 20	3	Z.Von Rosenberg, vs LSU (Oct 10, 2020)
Tackles	11	Daniel Wright, vs Alabama (Sep 26, 2020)
Sacks	1.0	C. Harris, vs Alabama (Sep 26, 2020)
	1.0	Josh Jobe, vs Alabama (Sep 26, 2020)
	1.0	Johnson,D., at Tennessee (Oct 03, 2020)
	1.0	BJ Ojulari, vs LSU (Oct 10, 2020)
Tackles For Loss	2.5	Dylan Moses, vs Alabama (Sep 26, 2020)
Interceptions	1	Jackson,T., at Tennessee (Oct 03, 2020)

Mizzou Tigers Game Superlatives (as of Oct 10, 2020)
All games

OPPONENT TEAM GAME HIGHS

Rushes	51	at Tennessee (Oct 03, 2020)
Yards Rushing	232	at Tennessee (Oct 03, 2020)
Yards Per Rush	4.5	at Tennessee (Oct 03, 2020)
TD Rushes	4	at Tennessee (Oct 03, 2020)
Pass attempts	48	vs LSU (Oct 10, 2020)
Pass completions	29	vs LSU (Oct 10, 2020)
Yards Passing	430	vs LSU (Oct 10, 2020)
Yards Per Pass	9.5	vs Alabama (Sep 26, 2020)
TD Passes	4	vs LSU (Oct 10, 2020)
Total Plays	74	at Tennessee (Oct 03, 2020)
Total Offense	479	vs LSU (Oct 10, 2020)
Yards Per Play	7.0	vs LSU (Oct 10, 2020)
Points	41	vs LSU (Oct 10, 2020)
Sacks By	3	vs Alabama (Sep 26, 2020)
First Downs	26	at Tennessee (Oct 03, 2020)
Penalties	7	vs Alabama (Sep 26, 2020)
Penalty Yards	49	vs Alabama (Sep 26, 2020)
Turnovers	1	vs Alabama (Sep 26, 2020)
Interceptions By	1	at Tennessee (Oct 03, 2020)
Punts	5	vs LSU (Oct 10, 2020)
Punting Avg	45.2	vs LSU (Oct 10, 2020)
Long Punt	60	vs LSU (Oct 10, 2020)
Punts inside 20	3	vs LSU (Oct 10, 2020)

Mizzou Tigers Red-Zone Results (as of Oct 10, 2020)
All games

Mizzou Tigers Inside Opponent Red-Zone

Date	Opponent	Score	Times		Total		Rush		Pass	FGs	Failed to score inside RZ					
			In RZ	Scored	Pts	TDs	TDs	TDs			FGA	Down	Int	Fumb	Half	Game
Sep 26, 2020	ALABAMA	L 19-38	3	3	12	1	1	0	2		0	0	0	0	0	0
Oct 03, 2020	at Tennessee	L 12-35	2	2	9	1	1	0	1		0	0	0	0	0	0
Oct 10, 2020	vs LSU	W 45-41	2	1	7	1	1	0	0		0	0	0	0	1	0
Totals			7	6	28	3	3	0	3		0	0	0	0	1	0

6 of 7 (85.7%)

Opponents Inside Mizzou Tigers Red-Zone

Date	Opponent	Score	Times		Total		Rush		Pass	FGs	Failed to score inside RZ					
			In RZ	Scored	Pts	TDs	TDs	TDs			FGA	Down	Int	Fumb	Half	Game
Sep 26, 2020	ALABAMA	L 19-38	6	5	31	4	3	1	1		0	0	0	1	0	0
Oct 03, 2020	at Tennessee	L 12-35	5	5	35	5	4	1	0		0	0	0	0	0	0
Oct 10, 2020	vs LSU	W 45-41	4	3	21	3	1	2	0		0	1	0	0	0	0
Totals			15	13	87	12	8	4	1		0	1	0	1	0	0

13 of 15 (86.7%)

Mizzou Tigers By-Quarter Statistics (as of Oct 10, 2020)
All games

3rd-Down Conversions

Date	Opponent	Score	Overall		1st Qtr		2nd Qtr		3rd Qtr		4th Qtr		Overtime	
Sep 26, 2020	ALABAMA	L 19-38	8-16	50.0	0-3	0.0	3-5	60.0	3-5	60.0	2-3	66.7		
Oct 03, 2020	at Tennessee	L 12-35	6-15	40.0	1-3	33.3	2-5	40.0	0-3	0.0	3-4	75.0		
Oct 10, 2020	vs LSU	W 45-41	5-10	50.0	2-3	66.7	3-5	60.0	0-1	0.0	0-1	0.0		
Mizzou Tigers			19-41	46.3	3-9	33.3	8-15	53.3	3-9	33.3	5-8	62.5	0-0	0.0
Opponents			15-37	40.5	6-12	50.0	2-8	25.0	3-7	42.9	4-10	40.0	0-0	0.0

4th-Down Conversions

Date	Opponent	Score	Overall		1st Qtr		2nd Qtr		3rd Qtr		4th Qtr		Overtime	
Sep 26, 2020	ALABAMA	L 19-38	2-3	66.7	0-1	0.0	0-0	0.0	1-1	100.0	1-1	100.0		
Oct 03, 2020	at Tennessee	L 12-35	2-3	66.7	0-0	0.0	0-0	0.0	2-2	100.0	0-1	0.0		
Oct 10, 2020	vs LSU	W 45-41	0-1	0.0	0-1	0.0	0-0	0.0	0-0	0.0	0-0	0.0		
Mizzou Tigers			4-7	57.1	0-2	0.0	0-0	0.0	3-3	100.0	1-2	50.0	0-0	0.0
Opponents			5-6	83.3	4-4	100.0	0-0	0.0	0-0	0.0	1-2	50.0	0-0	0.0

Time of Possession

Date	Opponent	Score	Overall		1st Qtr		2nd Qtr		3rd Qtr		4th Qtr		Overtime	
Sep 26, 2020	ALABAMA	L 19-38	28:35		6:13		7:58		11:44		2:40			
Oct 03, 2020	at Tennessee	L 12-35	28:10		4:14		9:38		6:25		7:53			
Oct 10, 2020	vs LSU	W 45-41	30:49		7:04		11:34		6:16		5:55			
Mizzou Tigers			Total	87:34	17:31		29:10		24:25		16:28		0:00	
			Avg.	29:11	5:50		9:43		8:08		5:29		0:00	
Opponents			Total	92:26	27:29		15:50		20:35		28:32		0:00	
			Avg.	30:48	9:09		5:16		6:51		9:30		0:00	

Mizzou Tigers Games Played (as of Oct 10, 2020)
All games

##	PLAYER	GP-GS	UA	UT	LSU
15	K. AbramsDraine	3/-	XXX	XXX	XXX
1	Tyler Badie	3/1	XXX	START	XXX
33	Chad Bailey	3/-	XXX	XXX	XXX
20	Simi Bakare	3/-	XXX	XXX	XXX
11	B. Banister	3/-	XXX	XXX	XXX
8	Connor Bazelak	3/1	XXX	XXX	START
1D	Joshuah Bledsoe	3/3	START	START	START
32	Nick Bolton	3/3	START	START	START
79	Larry Borom	3/3	START	START	START
36	Joe Britton	3/-	XXX	XXX	XXX
25	Jamal Brooks	3/-	XXX	XXX	XXX
7D	Stacy Brown	2/-	XXX	XXX	...
24	Ishmael Burdine	3/-	XXX	XXX	XXX
97	Akial Byers	2/-	XXX	XXX	...
1C	Jaylon Carlies	3/-	XXX	XXX	XXX
6	Keke Chism	2/2	START	START	...
88	Christopherson	3/1	XXX	START	XXX
59	Case Cook	3/3	START	START	START
72	Xavier Delgado	3/3	START	START	START
86	Tauskie Dove	3/1	XXX	XXX	START
28	Dawson Downing	3/-	XXX	XXX	XXX
76	Javon Foster	2/-	XXX	...	XXX
14	Dominic Gicinto	2/-	XXX	XXX	...
9D	Tyree Gillespie	3/2	START	XXX	START
4X	Brandon Gregory	1/-	XXX
54	Luke Griffin	2/-	XXX	XXX	...
7	Damon Hazelton	2/2	START	START	...
48	Niko Hea	3/-	XXX	XXX	XXX
49	Jake Hoffman	3/-	XXX	XXX	XXX
1J	Trajan Jeffcoat	3/2	XXX	START	START
43	Jerney Jones	2/-	XXX	XXX	...
9	Jalen Knox	3/1	START	XXX	XXX
9K	Sean Koetting	3/-	XXX	XXX	XXX
64	Bobby Lawrence	2/2	...	START	START
18	Chance Luper	1/-	XXX
55	Michael Maietti	3/3	START	START	START
3D	Martez Manuel	3/3	START	START	START
99	Isaiah McGuire	3/2	XXX	START	START
1P	Grant McKinnis	3/-	XXX	XXX	XXX
92	Harrison Mevis	3/-	XXX	XXX	XXX
22	Aubrey Miller	1/-	XXX
1X	Devin Nicholson	3/3	START	START	START
3P	Mason Pack	3/-	XXX	XXX	XXX
82	Daniel Parker	3/3	START	START	START
29	Jamie Pettway	2/-	...	XXX	XXX
51	Zeke Powell	2/1	START	...	XXX
2D	Ennis Rakestraw	3/3	START	START	START

Mizzou Tigers Games Played (as of Oct 10, 2020)
All games

##	PLAYER	GP-GS	UA	UT	LSU
6D	Darius Robinson	3/-	XXX	XXX	XXX
3	Shawn Robinson	3/3	START	START	START
34	Larry Rountree	3/2	START	XXX	START
73	Mike Ruth	1/-	XXX
4Y	Sci Martin, Jr.	1/-	XXX
31	D'ionte Smith	3/-	XXX	XXX	XXX
1S	Adam Sparks	3/2	XXX	START	START
80	Messiah Swinson	3/-	XXX	XXX	XXX
39	Chris Turner	3/1	START	XXX	XXX
90	Markell Utsey	3/3	START	START	START
8D	Jarvis Ware	2/1	START	...	XXX
78	Kobie Whiteside	2/2	START	START	...
40	Cameron Wilkins	3/-	XXX	XXX	XXX
4D	Jalani Williams	3/1	XXX	START	XXX
0D	Tre Williams	3/2	START	XXX	START
2	Micah Wilson	3/1	XXX	XXX	START
96	Cannon York	3/-	XXX	XXX	XXX
4	Elijah Young	1/-	XXX

Mizzou Tigers Total Tackles Game-by-Game (as of Oct 10, 2020)
All games

Total Tackles	UA-A	Total	UA	UT	LSU
Nick Bolton LB	23-13	36	3-5	13-4	7-4
Devin Nicholson	13-9	22	6-4	4-1	3-4
Martez Manuel DB	12-9	21	6-1	6-3	0-5
Tyree Gillespie	11-6	17	6-2	4-1	1-3
Joshuah Bledsoe	11-5	16	2-1	6-0	3-4
Markell Utsey DL	7-3	10	3-0	3-0	1-3
Trajan Jeffcoat DE	6-3	9	2-1	2-1	2-1
Adam Sparks DB	6-2	8	1-0	2-0	3-2
Ennis Rakestraw DB	8-0	8	4-0	3-0	1-0
Cameron Wilkins LB	5-2	7	2-1	3-1	-
Isaiah McGuire DL	1-5	6	-	1-2	0-3
Kobie Whiteside DL	4-1	5	2-1	2-0	DNP
Tre Williams DE	4-1	5	2-1	2-0	-
Team	3-0	3	-	-	3-0
Darius Robinson DL	2-1	3	1-0	1-0	0-1
Chris Turner DL	1-1	2	-	1-1	-
Jalani Williams DB	1-1	2	-	1-0	0-1
Ishmael Burdine DB	2-0	2	-	1-0	1-0
Sci Martin, Jr. DL	0-1	1	DNP	DNP	0-1
Keke Chism	1-0	1	-	1-0	DNP
Larry Rountree	0-1	1	-	0-1	-
Akial Byers DL	0-1	1	0-1	-	DNP
Chad Bailey LB	0-1	1	-	0-1	-
Jaylon Carlies DB	1-0	1	1-0	-	-

Mizzou Tigers Passing Game-by-Game (as of Oct 10, 2020)
All games

#8 Connor Bazelak	Comp	Att	Int	Pct	Yards	TD	Long	Sacked	Effic
Alabama	7	14	0	50.0	68	0	22	1-4	90.80
Tennessee	13	21	1	61.9	218	0	37	1-3	139.58
LSU	29	34	0	85.3	406	4	69	1-11	224.42
TOTALS	49	69	1	71.0	692	4	69	3-18	171.49

#3 Shawn Robinson	Comp	Att	Int	Pct	Yards	TD	Long	Sacked	Effic
Alabama	19	25	0	76.0	185	1	54	2-26	151.36
Tennessee	1	4	0	25.0	0	0	0	0-0	25.00
TOTALS	20	29	0	69.0	185	1	54	2-26	133.93

#1P Grant McKinnis	Comp	Att	Int	Pct	Yards	TD	Long	Sacked	Effic
LSU	0	1	0	0.0	0	0	0	0-0	0.00
TOTALS	0	1	0	0.0	0	0	0	0-0	0.00

Mizzou Tigers Rushing/Receiving Game-by-Game (as of Oct 10, 2020)
All games

RUSHING	No-Yds/TD	UA	UT	LSU
Larry Rountree	50-270/1	14-67/0	18-84/1	18-119/0
Tyler Badie RB	15-69/1	4-11/0	6-19/0	5-39/1
Jalen Knox WR	6-42/1	2-9/0	1-13/0	3-20/1
Connor Bazelak QB	17-26/1	3-12/1	8-11/0	6-3/0
Damon Hazelton WR	2-3/0	1-0/0	1-3/0	DNP
K. AbramsDraine	1-3/0	1-3/0	-	-
Dawson Downing RB	1-2/0	1-2/0	-	-
Team OL	1--1/0	DNP	DNP	1--1/0
Shawn Robinson QB	11--39/0	8--35/0	3--4/0	-

RECEIVING	No-Yds/TD	UA	UT	LSU
Jalen Knox WR	14-156/0	5-63/0	4-37/0	5-56/0
Tyler Badie RB	6-126/2	1-54/1	2-44/0	3-28/1
Damon Hazelton WR	9-100/0	5-34/0	4-66/0	DNP
Tauskie Dove WR	7-92/1	1-9/0	-	6-83/1
B. Banister WR	7-79/0	3-27/0	-	4-52/0
Chance Luper WR	1-69/0	DNP	DNP	1-69/0
D'ionte Smith	6-54/0	-	-	6-54/0
Micah Wilson WR	2-45/1	-	-	2-45/1
Dominic Gicinto WR	3-44/0	3-44/0	-	DNP
Keke Chism WR	3-40/0	2-12/0	1-28/0	DNP
Christopherson TE	1-37/0	-	1-37/0	-
Niko Hea TE	3-28/1	1-9/0	-	2-19/1
Daniel Parker TE	4-11/0	3-6/0	1-5/0	-
Dawson Downing RB	1-7/0	1-7/0	-	-
Larry Rountree	1-1/0	-	1-1/0	-
Shawn Robinson QB	1--12/0	1--12/0	-	-

Mizzou Tigers Return Stats Game-by-Game (as of Oct 10, 2020)
All games

PUNT RETURNS	No-Yds	UA	UT	LSU
K. AbramsDraine	4-9	1--1	1-6	2-4
B. Banister	1-3	1-3	-	-
Jarvis Ware	1-2	-	DNP	1-2

KICK RETURNS	No-Yds	UA	UT	LSU
Tyler Badie	4-87	2-38	1-10	1-39

INT. RETURNS	No-Yds	UA	UT	LSU
--------------	--------	----	----	-----

FUMBLE RETURNS	No-Yds	UA	UT	LSU
Nick Bolton	1-8	1-8	-	-

Mizzou Tigers Sacks Game-by-Game (as of Oct 10, 2020)
All games

SACKS	UA-A	Total	UA	UT	LSU
Trajan Jeffcoat DE	3-0	3.0	1.0-10	1.0-1	1.0-3
Devin Nicholson	1-0	1.0	-	-	1.0-7
Isaiah McGuire DL	1-0	1.0	-	1.0-10	-
Tre Williams DE	1-0	1.0	1.0-7	-	-

Mizzou Tigers Tackle For Loss Game-by-Game (as of Oct 10, 2020)
All games

TACKLES FOR LOSS	UA-A	Total	UA	UT	LSU
Martez Manuel DB	3-1	3.5	3.5-5	-	-
Trajan Jeffcoat DE	3-0	3.0	1.0-10	1.0-1	1.0-3
Devin Nicholson	1-1	1.5	0.5-1	-	1.0-7
Joshuah Bledsoe	1-0	1.0	1.0-12	-	-
Cameron Wilkins LB	1-0	1.0	1.0-2	-	-
Nick Bolton LB	1-0	1.0	1.0-2	-	-
Ennis Rakestraw DB	1-0	1.0	-	-	1.0-2
Markell Utsey DL	1-0	1.0	-	-	1.0-2
Isaiah McGuire DL	1-0	1.0	-	1.0-10	-
Tre Williams DE	1-0	1.0	1.0-7	-	-

Mizzou Tigers Fumbles Game-by-Game (as of Oct 10, 2020)
All games

FUMBLES	No-Lost	UA	UT	LSU
Connor Bazelak QB	2-1	-	1-0	1-1
K. AbramsDraine	2-1	-	-	2-1
Shawn Robinson QB	2-1	2-1	-	-
Tauskie Dove WR	1-0	-	-	1-0
Larry Rountree	1-1	-	-	1-1
Michael Maietti OL	1-0	-	1-0	-
B. Banister WR	1-1	1-1	-	-

FUMBLES FORCED	Number	UA	UT	LSU
Tre Williams	1	1	-	-

FUMBLES RECOVERED	Number	UA	UT	LSU
Nick Bolton	1	1	-	-