

KENTUCKY

2020-21 MEN'S BASKETBALL



8 NATIONAL CHAMPIONSHIPS | MOST WINS IN COLLEGE BASKETBALL | 49 SEC TITLES | 31 SEC TOURNAMENT CHAMPIONSHIPS | 55 ALL-AMERICANS | 132 NBA DRAFT PICKS

#7/5 KANSAS (1-1) vs. #20/9 KENTUCKY (1-1)

Tuesday, Dec. 1 • 9:30 p.m. • Bankers Life Fieldhouse • Indianapolis

#KUvsUK #TGT #BuiltDifferent • @KentuckyMBB

THE MATCHUP

Series Breakdown

- Overall - UK, 23-9
- At Neutral Sites - UK, 8-2
- Calipari vs. KU - 4-6
- Self vs. UK - 6-5
- Current UK Streak - W1

John Calipari	Bill Self
Overall Record: 776-218*	Overall Record: 709-215
Record at UK: 331-78	Record at KU: 502-110
Overall Seasons: 29th	Overall Seasons: 28th
At UK: 12th	At KU: 18th

*on-court record

BY THE NUMBERS

2,319	All-time wins, NCAA leader
49	SEC regular-season titles in program history
5-4	Record in the Champions Classic
2	Total double-doubles (Boston Jr., Sarr) vs. UR

TALE OF THE TAPE

UK	STATISTIC	KU
72.5	Points Per Game	92.0
60.5	Opp. Points PG	87.0
45.5	Rebounds PG	37.5
+17.5	Rebound Margin	+4.5
11.5	Assists PG	13.5
4.5	Blocks PG	3.5
6.0	Steals PG	8.0
.458	FG Pct.	.516
.393	Opp. FG Pct.	.482
.231	3-Pt. FG Pct.	.447
.217	Opp. 3-Pt. FG Pct.	.345
.617	FT Pct.	.712

A UK WIN WOULD ...

- Push Kentucky's record to 6-4 in the Champions Classic
- Improve UK's record to 24-9 overall against Kansas
- Mark the second straight over the Jayhawks
- Improve UK to 64-33 against AP Top 25 ranked foes under Calipari
- Move Kentucky to 56-13 in games under Calipari following a loss
- First win over a ranked opponent and away from home this season

LAST GAME'S STARTERS



2 **DEVIN ASKEW**
6-3 • 198 • GUARD • FRESHMAN
SACRAMENTO, CALIF. | MATER DEI HIGH SCHOOL

Averaging 7.0 points and 3.0 assists per game | Averaged 16.7 points, 6.3 assists, 4.9 rebounds as a senior | Tabbed 26th overall player in 2020 class by ESPN and consensus No. 1 PG in the 2021 prior to reclassifying



3 **BRANDON BOSTON JR.**
6-7 • 185 • GUARD • FRESHMAN
NORCROSS, GA. | SIERRA CANYON HIGH SCHOOL

Bluegrass Showcase All-Tournament Team | Double-double vs. Richmond (20 points, 10 boards) | Averaging team-high 17.5 points | Preseason All-SEC First Team | Naismith Trophy watch list | Julius Erving Award watch list (best SF)




5 **TERRENCE CLARKE**
6-7 • 194 • GUARD • FRESHMAN
BOSTON | BREWSTER ACADEMY

Averaging 13.5 points and 5.0 rebounds per game in first two starts | Jerry West Award watch list (best SG) | Naismith Trophy watch list | Consensus five-star prospect | Averaged 16.2 points, 5.1 rebounds, 3.1 assists as a senior



21 **CAM'RON FLETCHER**
6-6 • 215 • FORWARD • FRESHMAN
ST. LOUIS | VASHON HIGH SCHOOL

Started the Richmond game after showing great effort off the bench vs. Morehead State | Posting 6.5 points and 5.5 boards in 16.0 minutes | Averaged 20.6 points, 9.8 rebounds and 2.7 blocks per game as a senior



30 **OLIVIER SARR**
7-0 • 237 • FORWARD • SENIOR
BORDEAUX, FRANCE | WAKE FOREST UNIVERSITY

Double-double vs. Richmond (17 points, 11 rebounds) | Preseason All-SEC Second Team | Kareem Abdul-Jabbar Award preseason watch list (best center) | Averaged 13.7 points, 9.0 rebounds at Wake Forest last season

STAT LEADERS

POINTS PER GAME		
UK	Brandon Boston Jr.	17.5
KU	Christian Braun	19.0
REBOUNDS PER GAME		
UK	Isaiah Jackson	9.0
KU	Jalen Wilson	6.5
ASSISTS PER GAME		
UK	Devin Askew	3.0
KU	Five with	2.5
STEALS PER GAME		
UK	Terrence Clarke	2.0
KU	Braun/Garrett	2.0
BLOCKS PER GAME		
UK	Isaiah Jackson	2.0
KU	Ochai Agbaji	1.0
3-POINTERS		
UK	Askew/Mintz	2
KU	Christian Braun	7
FIELD-GOAL PERCENTAGE		
UK	Terrence Clarke	.526
KU	Christian Braun	.684
FREE-THROW PERCENTAGE		
UK	Brandon Boston Jr.	.714
KU	Ochai Agbaji	.875

NEED TO KNOW

Kentucky has won three of its last four games vs. AP Top 25 competition

The Wildcats' 12-point loss to Richmond, a team receiving votes to begin the season, tied for the highest margin of defeat at home in the Calipari era

UK failed to make a 3-pointer vs. Richmond, marking the first time since not making one against Davidson in the 2018 NCAA Tournament. Prior to that game, UK had made a 3 in 1,047 straight games, which at the time was the longest streak in the nation

Kentucky was tasked with replacing 94.0% of its scoring from a season ago, the most of the Calipari era

Keion Brooks Jr. is doubtful for the game with a left leg injury

UK was picked to finish second in the SEC by the league's media. Brandon Boston Jr. was picked to the All-SEC First Team and Olivier Sarr was tabbed to the second team

SCHEDULE

NOVEMBER

25	10/9	-/	MOREHEAD STATE ¹	SECN	W, 81-45
29	10/9	RV/RV	RICHMOND ¹	ESPN	L, 76-64

DECEMBER

1	20/9	7/5	vs. Kansas ²	ESPN	9:30 p.m.
6	-/	-/	vs. Georgia Tech ³	ESPN	5 p.m.
12	-/	-/	NOTRE DAME	CBS	Noon
19	-/	-/	vs. UCLA ⁴	CBS	4:15 p.m.
26	-/	-/	at Louisville	ESPN2	Noon
29	-/	-/	SOUTH CAROLINA*	TBD	TBD

JANUARY

2	-/	-/	at Mississippi State*	TBD	TBD
5	-/	-/	VANDERBILT*	TBD	TBD
9	-/	-/	at Florida*	TBD	TBD
12	-/	-/	ALABAMA*	TBD	TBD
16	-/	-/	at Auburn*	TBD	TBD
20	-/	-/	at Georgia*	TBD	TBD
23	-/	-/	LSU*	TBD	TBD
26	-/	-/	at Alabama*	TBD	TBD
30	-/	-/	TEXAS ⁵	ESPN/2/U	TBD

FEBRUARY

2	-/	-/	at Missouri*	TBD	TBD
6	-/	-/	TENNESSEE*	TBD	TBD
9	-/	-/	ARKANSAS*	TBD	TBD
13	-/	-/	AUBURN*	TBD	TBD
17	-/	-/	at Vanderbilt*	TBD	TBD
20	-/	-/	at Tennessee*	TBD	TBD
23	-/	-/	TEXAS A&M*	TBD	TBD
27	-/	-/	FLORIDA*	TBD	TBD

MARCH

2	-/	-/	at Ole Miss*	TBD	TBD
10	-/	-/	SEC Tournament ⁶	TBD	TBD

All times Eastern | *SEC conference game | HOME GAMES IN CAPS
¹Bluegrass Showcase (Rupp Arena | Lexington, Ky.)
²Champions Classic (Bankers Life Fieldhouse | Indianapolis)
³Holiday Hoopsgiving (State Farm Arena | Atlanta)
⁴CBS Sports Classic (Rocket Mortgage FieldHouse | Cleveland)
⁵SEC/Big 12 Challenge (Rupp Arena | Lexington, Ky.)
⁶SEC Tournament (Bridgestone Arena | Nashville, Tenn.)

BROADCAST INFO

TELEVISION

Play-by-play: Dan Shulman
 Analyst: Dick Vitale
 Sideline: Holly Rowe



HOME RADIO

Play-by-play: Tom Leach
 Analyst: Mike Pratt



SATELLITE RADIO

Sirus: 206
 XM: 190
 Internet: 961



TV CHART



0 JACOB TOPPIN
Sophomore Forward
 6-9 | 194
 Brooklyn, N.Y.
 Rhode Island
 @Jtoppin0
 @jtoppin_0
(TOPP-in)



2 DEVIN ASKEW
Freshman | Guard
 6-3 | 198
 Sacramento, Calif.
 Mater Dei
 @babydev5
 @babydev
(ASK-you)



3 BRANDON BOSTON JR.
Freshman | Guard
 6-7 | 185
 Norcross, Ga.
 Sierra Canyon
 @bboston_
 @brandonboston



5 TERENCE CLARKE
Freshman | Guard
 6-7 | 194
 Boston
 Brewster Academy
 @terrenceclarke_
 @tclarke



10 DAVION MINTZ
Graduate | Guard
 6-3 | 196
 Charlotte, N.C.
 Creighton
 @deemintz1
 @davion
(DAY-vee-on)
(mints)



11 DONTAIE ALLEN
R-Freshman Guard
 6-6 | 198
 Falmouth, Ky.
 Pendleton County
 @DontaeAllen11
 @dontaieallen11
(DON-tay)



12 KEION BROOKS JR.
Sophomore Forward
 6-7 | 205
 Fort Wayne, Ind.
 La Lumiere School
 @KeionB_12
 @klbj.xii
(KEY-on)



13 RILEY WELCH
Senior | Guard
 6-0 | 185
 Littleton, Colo.
 College of the Desert
 @Riley_Welch
 @riley_welch
 @Riley.Welch13



14 BRENNAN CANADA
Sophomore Forward
 6-6 | 198
 Mount Sterling, Ky.
 George Rogers Clark
 @brennanc14
 @brennanc14



20 ZAN PAYNE
R-Sophomore Guard/Forward
 6-4 | 215
 Lexington, Ky.
 Lexington Catholic
 @young_payne2321
 @alexander.payne23



21 CAM'RON FLETCHER
Freshman Forward
 6-6 | 215
 St. Louis
 Vashon
 @CamRonFletcher1
 @camron
(CAM-run)



23 ISAIAH JACKSON
Freshman | Forward
 6-10 | 206
 Pontiac, Mich.
 Waterford Mott
 @IJackson22
 @isaiahjackson22



25 KAREEM WATKINS
Freshman | Guard
 5-8 | 145
 Camden, N.J.
 Kingsway Regional
 @stink_cvp



30 OLIVIER SARR
Senior | Forward
 7-0 | 237
 Bordeaux, France
 Wake Forest
 @sarr_olivier
 @olivier_sarr
(oh-LIV-ee-ay)



55 LANCE WARE
Freshman | Forward
 6-9 | 223
 Camden, N.J.
 Camden
 @lanceware12
 @lance.ware



JOHN CALIPARI
Head Coach
 12th Season
 @UKCoachCalipari
 @ukcoachcalipari
 @UKCoachCalipari
(cal-uh-PEAR-ee)



TONY BARBEE
Assoc. to the HC
 Seventh season at UK
 First season as assoc. to HC
 @CoachTonyBarbee
 @abarbee2250



BRUISER FLINT
Assistant Coach
 First season at UK
 First season as assistant
 @brufliint14



JOEL JUSTUS
Assistant Coach
 Seventh season at UK
 Fifth season as assistant
 @UKCoachJustus
 @ukcoachjustus



JAI LUCAS
Assistant Coach/ Recruiting Coord.
 First season at UK
 First season as assistant
 @CoachJLuc
 @jai.luc
(jay)



JOHN ROBIC
Special Asst. to the HC/Basketball Ops.
 12th season at UK
 Fifth season as special asst.

Alphabetical Roster

NO.	NAME	POS.	HT.	WT.	CL.	HOMETOWN (PREVIOUS SCHOOL)
11	Dontae Allen	G	6-6	198	R-Fr.	Falmouth, Ky. (Pendleton County)
2	Devin Askew	G	6-3	198	Fr.	Sacramento, Calif. (Mater Dei)
3	Brandon Boston Jr.	G	6-7	185	Fr.	Norcross, Ga. (Sierra Canyon)
12	Keion Brooks Jr.	F	6-7	205	So.	Fort Wayne, Ind. (La Lumiere)
14	Brennan Canada	F	6-6	198	So.	Mount Sterling, Ky. (George Rogers Clark)
5	Terrence Clarke	G	6-7	194	Fr.	Boston (Brewster Academy)
21	Cam'Ron Fletcher	F	6-6	215	Fr.	St. Louis (Vashon)
23	Isaiah Jackson	F	6-10	206	Fr.	Pontiac, Mich. (Waterford Mott)
10	Davion Mintz	G	6-3	196	Gr.	Charlotte, N.C. (Creighton)
21	Zan Payne	G/F	6-4	215	R-So.	Lexington, Ky. (Lexington Catholic)
30	Olivier Sarr	F	7-0	237	Sr.	Bordeaux, France (Wake Forest)
0	Jacob Toppin	F	6-9	194	So.	Brooklyn, N.Y. (Rhode Island)
55	Lance Ware	F	6-9	223	Fr.	Camden, N.J. (Camden)
25	Kareem Watkins	G	5-8	145	Fr.	Camden, N.J. (Kingsway Regional)
13	Riley Welch	G	6-0	185	Sr.	Littleton, Colo. (College of the Desert)

On the Bench

Head Coach: John Calipari (Clarion, 1982)
Associate to the Head Coach: Tony Barbee (UMass, 1993)
Assistant Coaches: James "Bruiser" Flint (St. Joseph's, 1987)
 Joel Justus (UNC Wilmington, 2004)
 Jai Lucas (Texas, 2011)
Special Assistant to the HC/Basketball Ops.: John Robic (Denison, 1986)
Assoc. AD/Basketball Operations: Chris Woolard (UCLA, 1997)
Director of Basketball Admin.: Will Barton (Kentucky, 2013)
Strength and Conditioning Coach: Robert Harris (Kentucky State, 2009)
Athletic Trainer: Geoffrey Staton (North Carolina, 2007)
Equipment Manager: Mark Evans (Kentucky, 2013)
Recruiting Analyst: Brady Kennedy (Kentucky, 2016)




POLLS, STATS, MEDIA INFO

Weekly Media Schedule


all times ET unless indicated otherwise

30 Mon.	1 Tue.	2 Wed.	3 Thu.	4 Fri.	5 Sat.	6 Sun.
Practice: 12:30 p.m. The John Calipari Show UK Sports Network Travel	vs. Kansas 9:30 p.m. ESPN	Off day	Practice: 2:30 p.m. No media availability	Practice: 2:30 p.m. No media availability	Media opportunity: 1:45 p.m. Calipari Players Practice: 2:30 p.m.	vs. Georgia Tech 5 p.m. ESPN

Communications & PR Staff



Eric Lindsey
Director
Cell - 859.619.0944
Email - eric.lindsey@uky.edu



Deb Moore
Associate Director
Cell - 859.559.5781
Email - deb.moore@uky.edu

Media Information

CREDENTIAL REQUESTS

Requests for single-game credentials will open 14 days prior to the contest and close 7 days prior to game day online at sportssystems.com/Kentucky.

CREDENTIAL CRITERIA

The University of Kentucky's decision to issue credentials to a media outlet for the purposes of covering a UK basketball home or away event is determined by a variety of factors. They include the following:

- Amount of coverage given to Kentucky throughout the season
- Intention/ability to cover all 22 sports at Kentucky
- Distribution/size of publication: free, subscription, sale on newsstands, website traffic, etc.
- Radio or TV station program format and size of audience
- Length of existence of the publication, amount of original copy generated, number of full-time employees of the publication and the journalistic experience of the reporter(s)
- Attendance at Kentucky media sessions, including Olympic sport opportunities
- Space availability
- Professionalism, which includes but is not limited to conduct at games, press conferences, practices, on social media, etc.

The University of Kentucky has the right to revoke credentials under its own discretion.

INTERVIEW POLICIES-GENERAL

All interviews with University of Kentucky basketball players or staff members must be arranged through the Communications and Public Relations office. Media should never contact a player or coach directly.

The Wildcat Coal Lodge, dormitories, team locker rooms and other team quarters are private team areas. Media members are not permitted in these areas unless accompanied by appropriate university personnel.

PRACTICE/PRESS CONFERENCES

Other than announced exceptions, UK basketball practices are closed to the media.

Player interviews are conducted prior to practices the day before a game and will be available to all UK media via Zoom. UK will accept requests for player interviews, but they must be submitted 24 hours prior to the scheduled availability.

Coach John Calipari or an assistant coach will meet with members of the media immediately following player interviews via Zoom.

Gameday shoot-arounds are closed to the media.

TELEPHONE PLAYER INTERVIEWS

Telephone interviews are available to the media on a call-back basis. Individual player and coach telephone numbers will not be given to members of the media.

Players are instructed not to conduct interviews when contacted directly by telephone. The Communications and Public Relations office will arrange for telephone interviews at a time most convenient for the student-athlete.

Other special requests are handled on a case-by-case basis.

POSTGAME INTERVIEWS

Following each game, there is a cooling-off period, during which time the players shower and dress. Approximately 10 minutes after the game ends, Coach Calipari conducts his postgame press conference while a player speaks to the UK Sports Network.

Following Coach Calipari's Zoom press conference and the cooling-off period, selected UK players are available via Zoom.

The Polls

Associated Press Top 25 Nov. 29

1. Gonzaga (57)
2. Baylor (6)
3. Iowa
4. Wisconsin
5. Illinois
6. Duke
7. Kansas
8. Michigan State
9. Creighton
10. Houston
11. West Virginia
12. Villanova
13. Tennessee
14. North Carolina
15. Virginia
16. Virginia Tech
17. Texas Tech
17. Texas
19. Richmond
20. **Kentucky**
21. Oregon
22. Florida State
23. Ohio State
24. Rutgers
25. Arizona State

Receiving Votes: Michigan 90, San Diego State 86, Saint Louis 69, Louisville 55, Alabama 52, Florida 45, Indiana 38, UCLA 14, Maryland 9, Providence 7, Stanford 7, UConn 6, Clemson 4, LSU 3, Arkansas 2, TCU 1, Loyola Chicago 1, BYU 1, Colorado 1

USA Today Coaches Poll Preseason

1. Baylor (12)
2. Gonzaga (10)
3. Villanova (8)
4. Virginia
5. Kansas
6. Iowa
7. Wisconsin
8. **Duke**
9. **Kentucky**
10. Illinois
11. Creighton
12. Michigan State
13. Texas Tech
14. Tennessee
15. West Virginia
16. North Carolina
17. Arizona State
18. Houston
19. Florida State
20. Oregon
21. UCLA
22. Texas
23. Rutgers
24. Ohio State
25. Alabama

Receiving Votes: Louisville, Florida, Michigan, LSU, San Diego State, Dayton, Richmond, Maryland, Indiana, Seton Hall, Memphis, UConn, Stanford, Oklahoma State, Northern Iowa, BYU, Syracuse, Providence, Purdue, Arkansas, Western Kentucky, Stephen F. Austin, Saint Mary's, Loyola-Chicago, Georgia Tech

SEC Standings (through Nov. 29)

Team	SEC Record	Overall Record	Games Back
Arkansas	0-0 (.000)	2-0 (1.000)	-
Alabama	0-0 (.000)	1-0 (1.000)	-
Georgia	0-0 (.000)	1-0 (1.000)	-
Missouri	0-0 (.000)	1-0 (.000)	-
Texas A&M	0-0 (.000)	1-0 (1.000)	-
Vanderbilt	0-0 (.000)	1-0 (1.000)	-
Auburn	0-0 (.000)	1-1 (.500)	-
Kentucky	0-0 (.000)	1-1 (.500)	-
LSU	0-0 (.000)	1-1 (.500)	-
South Carolina	0-0 (.000)	1-1 (.500)	-
Florida	0-0 (.000)	0-0 (.000)	-
Ole Miss	0-0 (.000)	0-0 (.000)	-
Tennessee	0-0 (.000)	0-0 (.000)	-
Mississippi State	0-0 (.000)	0-2 (.000)	-

UK in the Rankings (through Nov. 29)

Individual Rankings

Category	Stat	SEC [NCAA]
Scoring	72.5	9th [145th]
Scoring Defense	60.5	4th [56th]
Scoring Margin	+12.0	5th [81st]
Free-Throw %	.617	10th [200th]
Field-Goal %	.458	6th [110th]
Field-Goal % Def.	.393	4th [75th]
3-Point FG %	.231	9th [224th]
3-Point FG % Def.	.217	3rd [30th]
Rebounds Per Game	45.50	3rd [32nd]
Opponent Rebs. Per Game	28.00	1st
Rebounding Margin	+17.50	1st [18th]
Blocks Per Game	4.5	3rd [55th]
Assists Per Game	11.5	T8th [180th]
Steals Per Game	6.0	10th [150th]
Turnover Margin	-3.0	9th [177th]
Assist-to-TO Ratio	0.64	10th [212th]
Off. Rebs. Per Game	16.0	T2nd [20th]
Def. Rebs. Per Game	29.5	5th [69th]
Def. Rebound %	.776	2nd
Off. Rebound %	.451	1st
3-Point FG Per Game	3.0	11th [214th]

Individual Rankings

Category/Player	Stat	SEC [NCAA]
Assists Per Game/Askew	3.0	T13th
Assist-TO-Ratio/Askew	0.86	13th
Blocks Per Game/Jackson	2.0	T2nd [47th]
Blocks Per Game/Sarr	1.5	T7th [108th]
Blocks Per Game/Ware	1.0	T10th [160th]
Def. Rebs. Per Game/Boston Jr.	5.0	T10th [237th]
Def. Rebs. Per Game/Jackson	4.5	T14th
Field-Goal Percentage/Clarke	.526	13th [207th]
Minutes Per Game/Boston Jr.	34.96	6th [105th]
Minutes Per Game/Clarke	33.19	8th [194th]
Minutes Per Game/Askew	31.32	13th
Off. Rebs. Per Game/Jackson	4.50	3rd [31st]
Off. Rebs. Per Game/Boston Jr.	3.5	T9th [80th]
Off. Rebs. Per Game/Sarr	3.0	T11th [101st]
Points Per Game/Boston Jr.	17.5	10th [159th]
Rebounds Per Game/Jackson	9.0	8th [76th]
Rebounds Per Game/Boston Jr.	8.5	T9th [104th]
Steals Per Game/Clarke	2.0	T10th [129th]

Upcoming in the SEC

Contest	Dec. 1-6	
	Time	TV Network
Tuesday, Dec. 1		
UConn vs. Vanderbilt	5 p.m.	ESPN2
Kentucky vs. Kansas	9:30 p.m.	ESPN
Wednesday, Dec. 2		
Florida at Oklahoma	5 p.m.	ESPN2
Tarleton at Texas A&M	7 p.m.	SEC Network
UT Arlington at Arkansas	9 p.m.	SEC Network
Friday, Dec. 4		
Jacksonville at Georgia	7 p.m.	SEC Network
North Texas at Mississippi State	8 p.m.	SEC Network+
South Alabama at Auburn	9 p.m.	SEC Network
Saturday, Dec. 5		
Lipscomb at Arkansas	TBD	SEC Network+
South Carolina at Houston	8 p.m.	ESPN+
Sunday, Dec. 6		
Stetson at Florida	2 p.m.	SEC Network
Missouri at Wichita State	2 p.m.	ESPN2
UT Rio Grande at Texas A&M	4 p.m.	SEC Network
Kentucky vs. Georgia Tech	5 p.m.	ESPN
Louisiana Tech at LSU	6 p.m.	SEC Network

All times Eastern



NOTES

Honoring the Cats

Brandon Boston Jr.

- Bluegrass Showcase All-Tournament Team
- Preseason All-SEC First Team (Media/Coaches)
- Julius Erving Award Preseason Watch List
- CBS Sports Preseason All-America Third Team
- Stadium Preseason All-America Third Team
- Naismith Trophy Preseason Watch List
- NABC Player of the Year Preseason Watch List

Terrence Clarke

- Jerry West Award Preseason Watch List
- Naismith Trophy Preseason Watch List

Isaiah Jackson

- Karl Malone Award Preseason Watch List

Olivier Sarr

- Bluegrass Showcase All-Tournament Team
- Preseason All-SEC Second Team (Media/Coaches)
- Kareem Abdul-Jabbar Award Preseason Watch List
- ESPN's Dick Vitale Preseason All-America First Team

New-Look Champions Classic will Offer Same Stiff Competition

The more things change -- ahem, 2020 -- the more they stay the same.

The Champions Classic wasn't immune to all the changes 2020 has had in store for everyone. Kentucky's game vs. Kansas was originally scheduled for the United Center in Chicago, was moved to ESPN's Wide World of Sports in Orlando over the summer, and then, just weeks ago, changed to Bankers Life Fieldhouse in Indianapolis without fans in attendance. The other two teams, Duke and Michigan State, will play earlier Tuesday night at Duke.

Having said all that, the one consistent in the Champions Classic: The competition is always among the best of any event in college basketball.

That won't be any different this season against the Jayhawks. Despite losing four of their top five scorers from a season ago, one in which Kansas had its sights set on competing for a national title, the Jayhawks are still expected to be among the nation's best teams and in the thick of yet another Big 12 title race.

Guard Ochai Agbaji is the leading returner from a season ago and has lived up to his increased responsibilities early in the season with a 17.5 scoring average, but it's sophomore guard Christian Braun who has stepped up the most so far. He's averaging a team-best 19.0 points and 5.5 rebounds per game and is shooting 68.4% from the field with seven 3-pointers. Kansas is 1-1 on the season but took its lone loss to the top-ranked team in the country, Gonzaga.

UK owns a 5-4 record in the Champions Classic after defeating Michigan State a season ago. Duke leads the four-team field with a 6-3 mark, followed by Kentucky at 5-4, Kansas at 4-5 and Michigan State at 3-6.

The Wildcats are 2-1 vs. the Jayhawks in the Champions Classic matchups, although Kansas won the last meeting in the event, 65-61, at the United Center in Chicago in November 2017.

Kentucky won the last overall meeting in the series vs. Kansas, defeating the Jayhawks 71-63 in Rupp Arena in the SEC/Big 12 Challenge in January 2019. That snapped a three-game skid. UK leads the overall series 23-9 and 8-2 at neutral sites.

This will be the third time the Champions Classic has been held at Bankers Life Fieldhouse in Indianapolis. The previous two games were polar opposites. The Wildcats pummeled Kansas in an unforgettable 72-40 win in November 2014 that propelled Kentucky to a 38-0 start to the 2014-15 season. However, the last time there, in November 2018, resulted in a shocking 118-84 UK loss at the hands of Duke, the worst loss in John Calipari's career. Chances are, with as talented as the two teams are, Tuesday's game won't repeat the script.

Big-Game Cal, Cats

John Calipari's teams aren't just good against the best teams in the country, they're great. Not only does Kentucky own a 63-33 record (.655) vs. Associated Press Top 25 teams under John Calipari, UK is 7-4 when both teams are ranked in the AP top five.

All-time, Calipari is 13-8 when both teams are ranked in the AP top five. When both teams are ranked in the AP Top 25, Calipari's all-time record is 86-56, including a 55-29 mark at Kentucky. When both are ranked in the top 10 he has a 27-19 record, including 16-12 at UK.

Kentucky answered the bell of big-time showdowns again in 2019-20. UK was 4-2 vs. AP Top 25 teams, including 2-1 vs. top-five teams at the time.

By defeating top-ranked Michigan State to start the 2019-20 season, UK knocked off the No. 1 team in consecutive seasons for the first time in school history. Kentucky downed Tennessee on Feb. 19, 2019. With the win over MSU to begin 2019-20, the Wildcats have nine victories over the No. 1 team in 25 tries in program history.

Calipari improved to 6-4 vs. the No. 1 team in his career with the win vs. Michigan State, including 3-2 at Kentucky. According to ESPN, Calipari is the only coach with a winning (.600) percentage against No. 1 ranked teams with a minimum of 10 games faced against the No. 1.

Young Wildcats Upset by Senior-Laden Richmond

As talented as the Kentucky Wildcats are, John Calipari wondered how his team would respond against an experienced and talented team of veterans.

Turns out they've still got a lot of growing up to do.

Led by four seniors in the starting lineup (Kentucky started four freshmen), Richmond earned its first road victory over an Associated Press top-10 team in program history with a 76-64 win on Sunday night at Rupp Arena in the Bluegrass Showcase. The Spiders had been 0-25 against AP top-10 teams and trailed 36-30 just after halftime.

But this was no average mid-major team. Richmond entered the season just outside both major polls, is a favorite to win the Atlantic 10 and will almost surely be an NCAA Tournament team this season.

Richmond dealt two blows in the second half that a young and inexperienced UK team simply didn't know how to respond to. First was a 9-0 burst to take a 39-30 lead and then a 7-0 stretch late in the game dealt the Wildcats a 72-56 hole, essentially a knockout blow.

It was just the 12th loss in Rupp Arena in 196 games under John Calipari, although this one tied for the largest defeat of the Calipari era. Texas A&M also beat Kentucky by 12 in Rupp Arena on Jan. 12, 2013.

Brandon Boston Jr. (20 points, 10 rebounds) and Olivier Sarr (17 points and 11 rebounds) both recorded double-doubles, Isaiah Jackson grabbed 14 rebounds despite a gimpy ankle and the Wildcats outrebounded the Spiders by a whopping 23 (according to UK Athletics historian consultant Corey Price, it was the first time a Kentucky team has lost with a positive rebounding margin of 23 or more since Feb. 9, 1976), but a deeper dive into the stats reveal how Kentucky did all that and still lost:

- UK dished out five assists, tied for the lowest mark of the Calipari era, and zero in the second half
- The Wildcats got to the free-throw line plenty -- 33 times to be exact -- but only made 20 of the opportunities (60.6%)
- Kentucky shot just 36.1% overall
- UK turned the ball over 21 times, among the highest marks of the Calipari era and the most since 22 mishaps in a win vs. ETSU on Nov. 17, 2017
- And perhaps most notably, zero 3-pointers in 10 attempts. After making a 3-pointer in a then-NCAA record 1,047 straight games leading up to the 2018 NCAA Tournament, UK has now gone 0 for the game twice in the last 73 games

Bounce Back

Kentucky doesn't lose often during the John Calipari era, but when the Wildcats do, they almost always bounce back. UK is 55-13 under Calipari following a loss (record does not count end-of-season losses).

The Wildcats did it once last season, losing two straight in Las Vegas, but UK bounced back in a big way by closing the regular season with wins in 17 of its final 20 games, including the Southeastern Conference regular-season championship.

Kentucky has only lost more than two games once under Calipari losing four straight during the 2017-18 season. Previously, the last time UK lost four games in a row was in February 2009, when the Wildcats dropped four straight games to end the regular season. It was the first time Calipari had lost four straight since the end of the 2004-05 season at Memphis.

UK has never lost back-to-back home games under Calipari.

Brooks Doubtful, Needs 'More Time'

Sophomore forward Keion Brooks Jr. -- the only returning scholarship player who played a season ago -- did not play in either of Kentucky's first two games and appears to be doubtful for the matchup vs. Kansas after an update from John Calipari on Monday in a meeting with reporters.

"Let's hope in the next two or three weeks he's back and then we can figure out what we do from there," Calipari said. "The doctors just want



NOTES

2020-21 Lead-Deficit Comparison

Opponent	Biggest Lead	Biggest Deficit	Biggest Run	Changes	Ties	Led	Trailed	Result
MOREHEAD ST.	39 (2nd)	N/A	7-0	0	1	38:29	0:00	W, 81-45
RICHMOND	6 (2nd)	16 (2nd)	6-0	14	12	10:36	21:55	L, 76-64
vs. Kansas								
vs. Georgia Tech								
NOTRE DAME								
vs. UCLA								
at Louisville								
SOUTH CAROLINA								
at Mississippi State								
VANDERBILT								
at Florida								
ALABAMA								
at Auburn								
at Georgia								
LSU								
at Alabama								
TEXAS								
at Missouri								
TENNESSEE								
ARKANSAS								
AUBURN								
at Vanderbilt								
at Tennessee								
TEXAS A&M								
FLORIDA								
at Ole Miss								
BIGGEST/MOST	39	16	7-0	14	12	38:29	21:55	
TOTALS						49:05	21:55	

him to take more time.”

Brooks averaged 4.5 points and 3.2 rebounds in 31 games, including six starts, in 2019-20.

Without him in the lineup, Kentucky has played its first two games without a single scholarship player who played for UK last season.

Boston, Sarr Tabbed Preseason All-SEC

Kentucky newcomers Brandon Boston Jr. and Olivier Sarr were selected to the two preseason All-Southeastern Conference squads by league and national media and the SEC coaches.

Boston and Sarr earned identical honors from the league and the coaches. Boston, a freshman, was an All-SEC First Team pick and Sarr, a senior transfer from Wake Forest, was an All-SEC Second Team selection. Boston picked up votes for SEC Player of the Year in the media poll.

While noteworthy, preseason honors don't always tell the story of the season. Neither Immanuel Quickley nor Nick Richards were picked for the preseason media All-SEC teams or the coaches' All-SEC picks a season ago. Quickley played his way to the coaches' 2020 choice for SEC Player of the Year while making the media's All-SEC First Team, and Richards was an All-SEC First Team selection by both.

Kentucky has featured at least one player on one of the two end-of-the-season All-SEC teams (media or coaches) since 2006-07.

Wildcats are Underdogs?!

For just the second time in 12 seasons under John Calipari and the first since 2010-11, a season that culminated in a Final Four berth, the Wildcats were not picked to win the regular-season league crown. That preseason honor this season goes to the Tennessee Volunteers, who the media predicted will unseat the Wildcats, the defending SEC champions, in 2020-21.

In most seasons, UK has lived up to the high expectations, having won six regular-season SEC crowns in the Calipari era and a league-high 49 overall after posting a 15-3 record last season. The Wildcats also own six SEC Tournament titles under Calipari.

Each school selected media members that cover their team and additional media from across the nation were selected by the conference office to comprise the voting panel. Points were compiled on a 14-13-12-11-10-9-8-7-6-5-4-3-2-1 basis. Ties were not broken.

Four Players on National Watch Lists

Four Wildcats -- Brandon Boston Jr., Terrence Clarke, Isaiah Jackson and Olivier Sarr -- are on major national watch lists to begin the season.

Boston and Clarke are two of 50 players on the Naismith Trophy preseason watch list, awarded annually to the national player of the year by the Atlanta Tipoff Club. Boston is also one of 20 players on the National Association of Basketball Coaches' national player of the year honor.

Four Wildcats are on preseason watch lists for the positional player of the year awards presented by the Naismith Memorial Basketball Hall of Fame.

Boston is on the list for the Julius Erving Award (best small forward), Clarke is nominated for the Jerry West Award (best shooting guard), Jackson is tabbed to the Karl Malone Award watch list (best power forward) and Sarr is among the candidates for the Kareem Abdul-Jabbar award (best center).

Kentucky's Schedule Packs a Punch

Kentucky's schedule is always among the toughest in the country and this season will certainly be no different.

UK's nonconference slate alone will see the Wildcats play Kansas in the Champions Classic, features non-conference games against Atlantic Coast Conference foes Georgia Tech (Dec. 6 in Atlanta), Notre Dame (Dec. 12 in Rupp Arena) and Louisville (Dec. 26 at the KFC Yum! Center), UCLA (Dec. 19) as a part of the CBS Sports Classic, and sees the Wildcats host Texas on Jan. 30 in the SEC/Big 12 Challenge.

Four Kentucky opponents are ranked in the Nov. 30 Associated Press Top 25, including three nonconference opponents in Kansas (No. 7), Texas (No. 17) and Richmond (No. 19). Louisville and UCLA sit just outside of the top 25 and are receiving votes.

Tennessee, at No. 13, is the other Southeastern Conference program ranked among the AP Top 25. Four more teams in LSU, Florida, Alabama and Arkansas sit just outside the top 25 and received votes. Kentucky plays Tennessee, Florida and Alabama twice. Based on the current AP Top 25, UK will have five total matchups in 2020-21 against top-25 opponents.

UK's 2020-21 opponents combined to go 399-286 last season, a .582 winning percentage. Eight of the Wildcats' 22 total competitors ranked in the top 50 of the NCAA Evaluation Tool.

Adhering to the NCAA Division I Council's framework for scheduling, UK will play in 24 regular-season games with one three-game multi-team event, resulting in 27 total games (pending a rescheduling with Detroit Mercy) before postseason play. The Wildcats will play nine nonconference opponents to go



NOTES

along with 18 SEC matchups. SEC play begins Dec. 29.

The league has built-in make-up dates scheduled for March 5-7 in case games are postponed due to COVID-19 safety protocols.

Even by UK Standards, 2020-21 a Major Roster Overhaul

With an unmatched ability to prepare and produce players for the NBA Draft, Kentucky is used to major roster overhauls on an annual basis. But the one the Wildcats are facing in 2020-21 may be their most challenging yet.

UK said farewell to nine players, five starters and eight of the top nine scorers from the 2019-20 roster. Nick Richards, Immanuel Quickley, Ashton Hagans, EJ Montgomery and Tyrese Maxey all forfeited their remaining eligibility and declared for the NBA Draft, with three of them earning selection in the Nov. 18 draft. Nate Sestina's college eligibility expired, Johnny Juzang transferred, Ben Jordan returned to baseball full time and Kahlil Whitney departed for a professional career midseason.

That leaves the Wildcats with just one scholarship player who played in 2019-20: Keion Brooks Jr., who averaged 4.5 points and 3.2 rebounds in 31 games, including six starts. And even he might not be available for the opening week with a leg injury suffered this preseason.

UK will be tasked with replacing 94% of its scoring from last season, 98.6% of its minutes, 84.4% of its rebounds, 92.0% of its assists and 91.5% of its blocks. It's the highest loss of points and assists production of the John Calipari era, and according to a recent NCAA survey of communications directors across the country, UK is replacing a higher scoring percentage than any other school in the country. Only the 2012-13 Kentucky team, which went to the NIT after the 2011-12 won the national title, had to replace more minutes

Dontaie Allen, a highly touted signee in the 2019 class, is also back but redshirted last season as he recovered from a knee injury from high school. Zan Payne is fully recovered from a high school knee injury that prevented him from playing his first two seasons.

Walk-ons Brennan Canada and Riley Welch will also return.

The good news: Calipari and his staff reloaded again.

UK Freshman Class Ranked No. 1

If it's not an annual certainty at this point, it's at least become a yearly expectation for John Calipari to reel in a top-ranked recruiting class every season. He's *only* done it in *every* year at Kentucky.

This year's group is no exception and they have made it known in the team's first two games. Led by Brandon Boston Jr. and Terrence Clarke, the team's two leading scorers, the six scholarship players have accounted for 71.7% of the points, 73.6% of the rebounds, 78.3% of the assists and 75.0% of the steals.

The seven-man class includes guards Devin Askew, Boston and Clarke and forwards Isaiah Jackson, Lance Ware and Cam'Ron Fletcher, plus walk-on guard Kareem Watkins. The Wildcats also added three high-impact transfers (more on them to follow), but they are not included in the official signing class rankings.

As for those rankings, UK finished atop them all. ESPN, 247Sports and Rivals each tabbed the Wildcats' haul the No. 1 class in their final team rankings. The Recruiting Services Consensus Index, which tallies major recruiting rankings and plugs them into a formula to calculate a consensus ranking, also ranked it the top class in the country.

With two players rated consensus top-10, five-star prospects and all six of the scholarship signees tabbed four- or five-star players, UK formed its 12th straight top-three signing class under Calipari. Of those 12 classes, eight have been tabbed No. 1 in the final rankings by at least one of the three major recruiting services, the best mark of any team and coach.

Boston, a consensus five-star prospect, is ranked the highest in UK's class. The 6-foot-7 guard out of Norcross, Georgia, is tabbed as high as No. 5 in the Rivals rankings. Boston is UK's highest rated signee since Skal Labissiere in 2015 (No. 1 in Rivals, No. 2 in ESPN and 247Sports).

Clarke, a 6-7 guard, is just behind Boston in the rankings. The Boston native is also a consensus five star and is ranked as high as No. 8 by Rivals.

Also picking up five-star ratings by at least one of the three major services were Askew, who earned the elite status from ESPN, and Jackson, who earned the distinction from Rivals Fletcher and forward Ware were consensus four-star prospects.

All have had an impact so far. Boston leads the Wildcats in scoring, Clarke is the second-leading scorer and leader in steals, Jackson leads in rebounds, and Askew paces the team in assists.

Three (Transfers) is More

Kentucky's reinforcements won't just be freshmen; the Wildcats have added three high-impact transfers.

UK added Wake Forest forward Olivier Sarr, Creighton guard Davion Mintz and Rhode Island forward Jacob Toppin. Mintz will have immediate eligibility as a graduate transfer and waivers for Sarr and Toppin for immediate eligibility were both granted by the NCAA.

In the team's first two games, the transfers have accounted for 25.5% of the scoring and 23.1% of the rebounding.

Sarr, at 7-feet, 255 pounds, enjoyed a breakthrough season in 2019-20 at Wake Forest, averaging 13.7 points, 9.0 rebounds and 1.2 blocks per game. He shot 52.7% from the floor, made the All-Atlantic Coast Conference Third Team and was the runner-up for the 2020 ACC Most Improved Player award.

Sarr is widely regarded as one of the nation's top transfers. He totaled 664 points, 496 rebounds and 81 blocks with 31 starts in three seasons at Wake Forest. He considered entering the NBA Draft before the coaching change in Winston-Salem, North Carolina. Sarr should provide UK with an elite rim protector with considerable size and good athleticism.

A native of Bordeaux, France, Sarr blossomed in his third season with the Demon Deacons. He led the team with 11 double-doubles and 33 blocks, scored in double figures in 23 games and was a two-time ACC Player of the Week. Sarr was particularly good late in conference play, finishing on a six-game double-figure scoring run with three double-doubles.

Sarr posted a double-double in the game vs. Richmond with 17 points and 11 rebounds.

A 6-3 guard out of Creighton, Mintz played in 97 games with 79 starts for the Bluejays.

He is expected to add valuable leadership, experience and depth, having totaled more than 100 assists in each of his last two active seasons -- 259 total in his three-year career -- with a 35.0% mark from behind the 3-point line.

Mintz redshirted in 2019-20 after battling an ankle injury in the preseason and then re-aggravating it in practice upon his return, but he started all but one game in the previous two seasons. He started all 35 games for Creighton in 2018-19, averaging 9.7 points, 3.0 assists and 3.0 rebounds in 28.8 minutes per game. Mintz was regarded as the Bluejays' best defender and ranked second on the team with 40 steals.

In his junior season, Mintz scored in double figures in 16 games with a career high of 21 points vs. No. 21 Marquette. He also played all 45 minutes vs. No. 14 Villanova and totaled 19 points, eight rebounds and four assists. He was expected to be a key part of the 2019-20 Creighton squad that went 24-7 and won a share of the Big East title. As a sophomore, Mintz led the Big East and ranked 15th nationally with a 2.83 assist-to-turnover ratio. In 10 games vs. ranked opponents in 2017-18, he totaled 38 assists with just 10 turnovers.

Toppin, a 6-8 forward, is the brother of Dayton's Obi Toppin, the consensus national player of the year in 2019-20. Like his brother Obi, who averaged 20.0 points, 7.5 rebounds and 2.2 assists per game as a redshirt sophomore, Jacob possesses a high upside with good size and great athleticism.

Originally from Brooklyn, New York, Toppin became an immediate contributor for a Rhode Island team that went 21-9 on the season and finished 13-5 in the Atlantic 10. He scored in double figures five times in his freshman season, highlighted by 12 points and eight rebounds vs. Richmond, a potential at-large NCAA Tournament team this past season, and 12 points in 11 minutes vs. Saint Joseph's. He also performed well vs. his future SEC foes

Measurables



Olivier Sarr

Wing Span

Max Vertical

Hand Width

3/4-Court Sprint

185-Pound Bench

1. Olivier Sarr - 7'3.50"	1. Jacob Toppin - 42.5"	1. Dontaie Allen - 11.5"	1. Isaiah Jackson - 3.21	1. Davion Mintz - 14 reps
T2. Dontaie Allen - 7'2.50"	2. Cam'Ron Fletcher - 40.0"	2. Keion Brooks Jr. - 10.5"	2. Brennan Canada - 3.31	2. Olivier Sarr - 12 reps
T2. Isaiah Jackson - 7'2.50"	3. Davion Mintz - 39.0"	T3. Brennan Canada - 10.0"	3. Jacob Toppin - 3.33	3. Lance Ware - 7 reps
T4. Keion Brooks Jr. - 7'1"	4. Terrence Clarke - 38.5"	T3. Isaiah Jackson - 10.0"	4. Cam'Ron Fletcher - 3.35	4. Riley Welch - 6 reps
T4. Lance Ware - 7'1"	5. Isaiah Jackson - 37.5"	T5. Devin Askew - 9.75"	T5. Devin Askew - 3.36	5. Keion Brooks Jr. - 5 reps
		T5. Jacob Toppin - 9.75"	T5. Brandon Boston Jr. - 3.36	
		T5. Lance Ware - 9.75"		

Miscellaneous Stats

Charges Drawn

Olivier Sarr - 1

First Sub

Davion Mintz - 2
Isaiah Jackson - 1
Lance Ware - 1

5-Second Violations

Forced by Kentucky - 0
Forced by Opponent - 0

10-Second Violations

Forced by Kentucky - 0
Forced by Opponent - 0

Shot-Clock Violations

Forced by Kentucky - 1
Forced by Opponent - 0

Tipoffs (including OT)

Won by Kentucky - 1
Won by Opponent - 1

3-Point Plays

Brandon Boston Jr. - 1
Terrence Clarke - 1
Olivier Sarr - 1

4-Point Plays



NOTES

Alabama and LSU, scoring 11 points and 10, respectively, in nonconference play.

Toppin showed an ability to stretch the floor with 13 3-pointers, including three vs. Alabama. He shot 42.6% from the floor.

Combining the seven-man freshman class with the three transfers, UK will welcome 10 new players to the roster this year, among the most in college basketball.

With New Assistants, Calipari Builds 'Staff of the Future'

Kentucky's bench will look significantly different this season with the additions of Bruiser Flint and Jai Lucas and the departure of Kenny Payne.

Payne, UK's longtime associate head coach and assistant since 2010-11, accepted an assistant coaching position with the New York Knicks in August on Tom Thibodeau's staff. He joins former UK players Julius Randle and Kevin Knox in New York.

The departure of Payne offered Calipari the opportunity to alter some responsibilities and create a new position.

Tony Barbee has moved to a new position, the associate to the head coach, where he will play a central part in helping Calipari run the program. Barbee, who played a key role in Kentucky's game management and Xs and Os as an assistant, will take on increased responsibility in game planning, scouting opponents, and helping Calipari formulate the team's approach in practices and in games.

In terms of additions, Calipari first brought in Flint, a former Calipari assistant with more than 30 years of coaching experience, to fill Payne's assistant void and hired Lucas, a Texas assistant coach, to be an assistant coach/recruiting coordinator.

Joel Justus will remain in the other assistant role and longtime Calipari right-hand man John Robic will remain a special assistant to the head coach with basketball operations duties.

Calipari looked to NBA coaching staffs as a model for his changes. He has called this new setup "a staff of the future."

With a blue-collar background and an infectious personality, Flint is well known in the college basketball fraternity for his success in both recruiting and developing players. His honest, engaging approach has been the consistent variable behind 20 successful seasons as a Division I head coach at Drexel (2001-02 to 2015-16) and UMass (1996-97 to 2000-01), plus several prominent assistant coaching stops, including seven seasons at UMass under Calipari. He served the last three seasons as an assistant at Indiana.

Flint won 331 games as a head coach during his 20 seasons at the helm at UMass and Drexel. Four times he was named Colonial Athletic Association Coach of the Year (2002, 2004, 2009 and 2012) and National Association of Basketball Coaches District Coach of the Year (1998, 2007, 2009 and 2012).

Flint was a member of Calipari's staff at UMass from 1989 through the 1995-96 season, helping build a national program in Amherst, Massachusetts, after 11 straight losing seasons. With Calipari and Flint on staff, the Minutemen made five NCAA Tournament appearances, including the 1996 Final Four run, to go along with five Atlantic 10 regular-season and

five A-10 Tournament titles.

Lucas is a former McDonald's High School All American and now a highly respected coach. As an assistant, Lucas has been tasked with taking a lead role in Kentucky's recruiting efforts while filling the traditional on-court roles of an assistant, including helping with game and practice preparation and playing a key role in player development through practice and individual workouts. Additionally, as recruiting coordinator, he manages official and unofficial visits and is responsible for the recruiting strategy for the program.

Lucas spent the previous eight seasons at his alma mater on the University of Texas' coaching staff. A native of Houston, Lucas began his career as a special assistant of the basketball program under Rick Barnes for two seasons. Upon Shaka Smart's hiring, Lucas moved into the director of basketball operations role before being elevated to an assistant coach for the 2016-17 season. He is known in basketball circles for his high-level player development and a penchant for formulating strong relationships.

Also of note, DeWayne Peevy, UK's former deputy director of athletics who also served as the basketball administrator, was named director of athletics at DePaul in August. A longtime confidant of Calipari's, Peevy was in charge of Kentucky's schedule. Kevin Sergent, associate athletic director of compliance, is the new basketball administrator. Sergent and Robic will now oversee scheduling.

Big and Tall

This Kentucky team certainly passes the eye test.

The 2020-21 group has length at every position. Ten of the 15 players on the roster are 6-foot-6 or taller, including nine of the 12 scholarship players.

The team has an average height of 77.7 inches, just a touch less than 6-6 per player. That's among John Calipari's tallest teams at Kentucky. Only the 2009-10 (79 inches), 2010-11 (78.6), 2017-18 (78.1) and 2019-20 (77.9) squads averaged more height. Remove UK's three walk-ons of Brennan Canada (78 inches), Riley Welch (72) and Kareem Watkins (68) and the average height goes up to 78.9 inches, about 6-7 per scholarship player.

Senior forward Olivier Sarr is the 10th 7-footer in UK history and the first since Isaac Humphries in 2016-17.

According to KenPom.com, Kentucky's average used height of 79.3 inches is the tallest team in the nation, through games on Nov. 29.

But length isn't just measured by height. Wingspan is perhaps the most important factor of all, which this team has plenty of. Five players feature a wingspan of seven feet or more, led by Sarr at 87.5 inches, almost 7-4.

Measurable-wise, sophomore forward Jacob Toppin has the best maximum vertical leap on the team at 42.5 inches. Cam'Ron Fletcher checked in at 40.0.

Also of note, 6-9 freshman forward Isaiah Jackson ran the fastest 3/4-court spring at 3.21 seconds, and sharpshooting redshirt freshman guard Dontae Allen has a hand width of 11.5 inches, tops on the team.

UK's Record vs. AP Ranked Opponents and as an AP Ranked Opponent Under Cal

Kentucky (RK)	Opponent Rank																									RV	NR	TOTAL
	1	2	3	4	5	6	7	8	9	10	11	12	13	14	15	16	17	18	19	20	21	22	23	24	25			
1	-	0-1	0-1	1-0	2-0	2-0	-	2-0	1-0	-	0-1	-	-	-	2-0	1-0	1-0	-	1-0	3-0	1-0	-	-	-	6-2	46-3	69-8	
2	1-0	-	-	0-1	1-0	0-1	-	-	-	-	1-0	1-0	-	1-0	-	1-0	1-0	0-1	-	-	-	-	-	-	4-0	24-0	34-3	
3	-	-	-	1-0	-	-	-	-	0-1	-	-	1-0	-	-	-	-	-	-	-	0-1	-	-	-	-	-	1-0	17-0	20-2
4	-	0-1	-	-	-	-	0-1	0-1	-	-	-	-	-	1-0	-	-	-	-	-	-	-	-	-	-	1-0	2-0	9-2	13-5
5	1-0	-	-	-	-	0-1	-	-	-	1-0	-	-	-	-	-	-	-	-	0-1	-	-	-	-	1-0	-	1-0	9-0	13-2
6	-	-	-	-	0-1	-	1-0	1-0	-	0-1	-	-	-	-	-	-	-	-	1-0	-	-	-	-	-	-	1-0	9-2	13-4
7	-	-	-	0-1	-	-	-	-	-	-	1-0	-	-	0-1	-	-	-	-	1-0	-	-	-	-	-	-	-	5-1	7-3
8	-	-	-	-	-	-	-	-	1-0	-	-	-	1-0	-	1-0	-	-	-	-	-	-	-	-	1-0	0-1	2-3	13-0	19-4
9	-	-	-	-	-	-	-	-	-	-	-	-	-	-	-	-	-	-	-	-	-	-	-	-	-	-	8-2	8-2
10	-	-	-	-	-	-	-	-	-	-	-	-	-	0-1	-	-	-	-	-	-	-	-	-	-	-	3-4	11-3	14-7
11	1-0	-	-	-	-	-	1-0	0-1	-	-	-	1-0	-	-	-	-	0-1	-	-	-	-	2-0	-	-	-	-	6-1	11-3
12	-	-	-	-	-	-	-	-	-	-	-	-	-	1-0	-	1-0	-	-	-	-	-	-	-	-	-	1-0	4-1	7-1
13	-	-	-	-	-	-	-	-	-	-	-	-	-	-	-	0-1	-	-	-	-	-	-	-	-	-	-	7-2	7-3
14	-	-	0-1	-	-	-	-	-	-	-	-	-	-	-	-	-	-	-	-	-	-	-	-	-	-	1-1	9-1	10-3
15	-	-	-	-	-	-	-	-	-	-	-	1-0	-	-	-	-	1-0	-	-	-	-	-	-	-	-	1-0	6-0	9-0
16	-	-	-	-	-	-	-	-	-	-	-	-	-	-	-	1-0	-	-	-	-	-	-	-	-	-	2-0	4-1	7-1
17	-	-	-	-	-	-	-	-	-	-	-	-	-	-	-	-	-	-	-	-	-	-	1-1	-	-	-	4-2	5-3
18	-	-	-	-	-	-	-	-	-	-	-	-	-	-	-	-	-	-	-	-	-	0-1	-	-	-	3-2	6-1	9-4
19	-	-	1-0	1-0	-	-	-	-	1-0	-	-	-	-	-	-	-	-	-	-	-	-	-	-	-	-	-	2-0	5-0
20	-	-	-	0-1	-	-	-	-	-	-	-	-	-	-	-	-	-	-	-	-	1-0	-	-	-	-	-	3-1	4-2
21	-	-	-	-	-	-	-	-	-	-	-	-	-	-	-	-	-	-	-	-	-	-	-	-	-	1-0	2-1	3-1
22	-	-	-	-	-	-	-	-	-	-	-	1-0	-	-	-	-	-	-	-	-	-	-	-	-	-	1-0	5-1	7-1
23	-	-	-	-	-	-	-	-	-	-	-	-	-	-	-	-	-	-	-	-	-	-	-	-	0-1	3-0	3-1	
24	-	-	-	-	-	-	-	-	-	-	-	-	-	0-1	-	-	-	-	-	-	-	-	-	-	-	-	0-1	0-2
25	0-1	-	-	-	-	-	0-1	-	-	-	-	-	-	-	-	-	-	-	-	-	-	-	-	-	-	-	1-1	1-3
RV	0-1	1-0	-	-	1-0	-	2-0	-	-	0-1	-	1-0	1-0	-	-	-	0-1	-	-	-	-	-	-	-	-	-	-	-
NR	-	-	-	0-1	-	-	-	-	-	-	1-0	-	-	-	1-0	-	-	-	-	-	-	-	-	-	-	-	-	-
TOTAL	3-2	1-2	1-2	3-4	4-1	2-2	4-2	3-1	3-2	1-2	2-1	4-0	5-0	2-2	2-1	4-0	3-1	2-2	2-2	1-1	4-0	4-0	1-2	1-1	1-0	Total	298-68	
																										Total	63-33	



NOTES

Points Per Possession

Game	Off. PPP	Def. PPP
MOREHEAD STATE	1.19	0.66
RICHMOND	0.83	0.99
vs. Kansas		
vs. Georgia Tech		
NOTRE DAME		
vs. UCLA		
at Louisville		
SOUTH CAROLINA*		
at Mississippi State*		
VANDERBILT*		
at Florida*		
ALABAMA*		
at Auburn*		
at Georgia*		
LSU*		
at Alabama*		
TEXAS		
at Missouri*		
TENNESSEE*		
ARKANSAS*		
AUBURN*		
at Vanderbilt*		
at Tennessee*		
TEXAS A&M*		
FLORIDA*		
at Ole Miss*		

Overall

UK offensive high - 1.19 vs. MOREHEAD STATE
 UK offensive low - 0.83 vs. RICHMOND
 Kentucky SEC offensive high -
 Kentucky SEC offensive low -
 Opponent offensive high - 0.99, RICHMOND
 Opponent offensive low - 0.66, MOREHEAD STATE
 Opponent SEC offensive high -
 Opponent SEC offensive low -

Clutch Free Throws

Free throws during a two-possession game (six points or less) at any point with 3:00 or less to play or overtime:

Player	FTs	Pct.
Kentucky	0-0	.000

Cats Deliver the Knockout Punch

Kentucky is 282-8 (.972) in the John Calipari era when leading by at least 10 points at any time in the contest.

Ironically, two of the last four instances UK has let a double-digit lead slip away came on the road at South Carolina. The Wildcats led by as many as 14 in Columbia, South Carolina, on Jan. 15, 2020, but the Gamecocks rallied behind a buzzer-beating 3-pointer for the 81-78 win. It was the first time UK let a double-digit lead slip away since Auburn rallied for an overtime win in the 2019 Elite Eight. Prior to that, UK's last loss was another 14-point advantage at South Carolina during the 2017-18 season.

Seven of the eight losses are to conference opponents. Perhaps most impressive of all is that 71.1% of games Calipari has coached in at Kentucky have produced 10-point leads at some point during the game for UK. The Wildcats have led by 10 points or more in a whopping 85.2% of Calipari's 331 career wins at Kentucky.

Cats Don't Count on the Long Ball

New rules that moved the 3-point line to the international basketball distance of 22 feet, 1.75 inches had an impact on college basketball last season. The Wildcats were not immune.

If you've followed John Calipari's teams over the years, Kentucky has never relied on the 3-point shot. While teams nationally are taking more 3-point shots than ever before, UK has bucked the trend and played to the style that's best suited for that particular group.

The highest percentage of 3-point shots taken under Calipari was the 2010-11 Final Four team that lofted 32.4% of its shots from beyond the arc. No surprise, that team consisted of Brandon Knight and Doron Lamb on the perimeter is also Calipari's top 3-point shooting team at Kentucky.

Calipari typically likes his teams to take between 20 to 24 3-point attempts per game but averaged 14.8 attempts from long distance per game last season. UK has attempted 26 3-pointers in its two games but made just six thus far.

Not relying on the 3 certainly doesn't hurt the Wildcats. UK is 10-2 all-time under Calipari when making one or fewer from long range.

Oddly enough, Kentucky shot the ball from deep considerably better in hostile territory last season. The Wildcats made 47.2% from long range in true road games but only 28.9% at home and 25.9% in their three neutral-site games.

Year	% of Attempts from 3	3-Point FG%
2009-10:	.313	.331
2010-11:	.324 (highest)	.397 (highest)
2011-12:	.265	.378
2012-13:	.293	.346
2013-14:	.276	.332
2014-15:	.271	.349
2015-16:	.310	.366
2016-17:	.316	.353
2017-18:	.258	.357
2018-19:	.296	.354
2019-20	.266	.343
2020-21	.217 (lowest)	.231 (lowest)

Hold Them to 55 Points, 40%

Defense has always been a recipe for success for the Wildcats under John Calipari. The special ingredient: 55 points. UK is a perfect 78-0 under Calipari when holding the opponent to 55 points or fewer, including 1-0 this season after holding Morehead State to 45 points.

The Wildcats are 186-7 (96.4%) under Calipari and 1-0 this season when limiting the opponent to 63 points or less. Kentucky's 61-59 loss to Tennessee in 2017-18 snapped a 60-game winning streak when holding the opponent to 63 or less.

Kentucky also fares well when it keeps the competition to 40% or less from the floor. UK is 203-19 (91.4%) vs. opponents under Calipari when its field-goal percent is 40% or less. The Wildcats are 1-0 this season when that occurs.

Taking Care of Business

Kentucky's 63-33 record vs. opponents ranked in the Associated Press Top 25 in John Calipari's tenure is impressive, but the Wildcats' ability to beat all-comers can't be overlooked. Under Calipari, UK is 268-45 vs. unranked competition, an .856 winning percentage.

Always Efficient

According to Ken Pomeroy's calculations on kenpom.com, UK's teams under John Calipari have consistently ranked among the most efficient teams in the country per possession.

Season	Offense (Rank)	Defense (Rank)	Overall
2020-21	108.7 (31)	88.7 (15)	19th
2019-20	112.7 (24)	95.1 (52)	29th
2018-19	117.6 (14)	90.1 (8)	8th
2017-18	115.8 (24)	95.4 (22)	17th
2016-17	119.1 (12)	91.4 (7)	4th
2015-16	120.4 (5)	98.0 (53)	6th
2014-15	119.3 (5)	86.5 (2)	1st
2013-14	117.6 (10)	96.9 (41)	11th
2012-13	108.8 (42)	99.1 (129)	42nd
2011-12	122.9 (2)	88.2 (9)	1st
2010-11	118.1 (7)	90.4 (15)	6th
2009-10	116.1 (15)	86.2 (6)	3rd

through games on Nov. 29

Brooks Leads On and Off the Court

Keion Brooks Jr. was one of 11 Division I men's basketball student-athletes selected to serve on the newly-formed National Association of Basketball Coaches Player Development Coalition. The group is a diverse collection of players who are tasked with providing valuable perspective and feedback on college basketball-related issues.

In addition to creating a vehicle for student-athletes to address current issues, the Player Development Coalition will also provide members with numerous professional and personal development experiences. The coalition will meet quarterly and have regular opportunities to address the NABC Board of Directors and NCAA committees.

"The importance of the coalition is to make sure the players' voices are heard because the players are what make the NCAA go," Brooks said. "I also believe it's important to educate players beyond basketball, with social justice issues and how to carry yourself as a professional."

Members of the initial Player Development Coalition are North Carolina's Armando Bacot, Colorado's Evan Battey, Brooks, Harvard's Kale Catchings, Villanova's Collin Gillespie, Gonzaga's Corey Kispert, Michigan State's Joshua Langford, Duke's Wendell Moore Jr., TCU's RJ Nembhard, Syracuse's Bourama Sidibe and High Point's John-Michael Wright.

Best in the Bluegrass

Kentucky added to its impressive record vs. local competition under John Calipari with a win over Morehead State in the season opener.

UK is 20-2 against in-state foes with Calipari at the helm, including an 11-2 mark vs. Louisville. Two of the victories over the Cardinals were in postseason play. UK's four-game winning streak was snapped in 2016-17 but the Wildcats have won all six meetings played in Rupp Arena, including a 29-point blowout in 2017-18, the third-biggest margin of victory in the history of the series. Louisville's two wins are by a combined six points.

Here's a list of the meetings between the state's two premier programs since Calipari took over at UK:

- Jan. 2, 2010 - UK won 71-62 at Rupp Arena
- Dec. 31, 2010 - UK won 78-63 at the KFC Yum! Center
- Dec. 31, 2011 - UK won 69-62 at Rupp Arena
- March 31, 2012 - UK won 69-61 at the Superdome (NCAA Final Four in New Orleans)
- Dec. 29, 2012 - Louisville won 80-77 at the KFC Yum! Center
- Dec. 28, 2013 - UK won 73-66 at Rupp Arena
- March 28, 2014 - UK won 74-69 at Lucas Oil Stadium (NCAA Sweet 16 in Indianapolis)
- Dec. 27, 2014 - UK won 58-50 at the KFC Yum! Center
- Dec. 26, 2015 - UK won 75-73 at Rupp Arena
- Dec. 21, 2016 - Louisville won 73-70 at the KFC Yum! Center
- Dec. 29, 2017 - UK won 90-61 at Rupp Arena
- Dec. 29, 2018 - UK won 71-58 at the KFC Yum! Center
- Dec. 28, 2019 - UK won 78-70 (OT) at Rupp Arena



NOTES

Three More Wildcats Drafted

Although Kentucky men's basketball's "Graduation Night" – as dubbed by head coach John Calipari – came months later than normal, three more Wildcats heard their names called in the NBA Draft on Nov. 18.

Tyrese Maxey (No. 21, Philadelphia 76ers), Immanuel Quickley (No. 25, Oklahoma City Thunder) and Nick Richards (No. 42, New Orleans Pelicans) were selected during the 2020 NBA Draft, which was done virtually this season due to the COVID-19 pandemic.

In 11 seasons with Calipari at the helm, Kentucky has churned out three No. 1 selections, 31 first-rounders, 21 lottery picks and 41 total players in the NBA Draft. The 41 draft picks are 14 more than the next closest school (Duke). With two first-round picks, Kentucky has more first-round selections (41) than any other school in the NBA lottery era (since 1985).

Maxey was the first Wildcat off the board and the first UK player selected by Philadelphia since Mike Flynn in 1975.

Quickley was traded to the New York Knicks where former UK associate head coach Kenny Payne is now an assistant and former Kentucky players Kevin Knox and Julius Randle are on the roster. Richards was traded to Charlotte. He joins Wildcats Malik Monk and PJ Washington with the Hornets.

The Wildcats have had more top-10 picks, more lottery selections and more first-round picks in the Calipari era than any other team in the country. UK has had multiple first-round selections in every draft during Calipari's tenure.

Kentucky has had 132 players drafted 134 times in its illustrious history with 55 players selected in the opening round.

It is the 11th consecutive NBA Draft that UK was represented by multiple players in the first round of the draft. Kentucky is the only program since the draft went to two rounds in 1989 to have multiple players selected in the first round in 11 straight years. Calipari is the only coach to have multiple players selected in 13 consecutive NBA Drafts, dating back to his time at Memphis. This marked the first time the Wildcats did not have a lottery pick in the Calipari era. Kentucky previously had at least one lottery pick in 10 straight drafts and multiple lottery selections seven times. Calipari's streak of first-round picks dated back 12 seasons to his time at Memphis.

The Wildcats' three total picks tied Arizona and Duke for the most selections in the 2020 NBA Draft.

Of the 28 players at UK in the Calipari era who have declared for the NBA Draft after their freshman seasons, 26 have been first-round draft picks after Maxey's selections. All previous players (not including Maxey) have played in an NBA game.

Although not confirmed by the individual team yet, Ashton Hagans reportedly inked a two-way deal with the Minnesota Timberwolves, EJ Montgomery signed with the Milwaukee Bucks and Nate Sestina got a deal with the Brooklyn Nets.

Wildcats Ink Three in Fall Signing Period

In a year where a lot has changed, one thing has remained a constant: Kentucky head coach John Calipari and his staff have once again begun to build one of the strongest recruiting classes in the country, signing three of the nation's top players in the early fall signing period. Highly rated prospects Daimion Collins, Bryce Hopkins and Nolan Hickman have all inked national letters of intent with UK.

All three players are consensus four- or five-star prospects and all are ranked in the top 50 by at least one major national recruiting service. They will join the program for the 2021-22 season.

"Our fans have heard me talk a lot about what it means to be 'Built Different.' When you talk about this fall class, you've got three kids who are built to play here at Kentucky," Calipari said. "They wanted to be a part of this culture. They wanted to play against other really good players. They didn't need any promises or guarantees – only the promise that this is going to be the hardest thing they've ever done and that we will challenge them to become the best version of themselves.

"This place isn't for everybody and it takes a certain type of player – a 'Built Different' mentality – to come here and be in this competitive environment. These three are ready to take that step."

With the spring signing period still to go, UK is going to be in the mix for one of the top classes in the nation yet again. Rivals and 247 Sports ranked UK No. 3 with the three fall signees.

In every season in the Calipari era, the Wildcats have signed a top-three recruiting class ac-

ording to the Recruiting Services Consensus Index, which tallies major recruiting rankings and plugs them into a formula to calculate a consensus ranking. With the fall additions, Kentucky has signed 61 top-50 recruits, 47 top-25 players and 26 top-10 players (according to Rivals) in what will now be Calipari's 13 recruiting classes at Kentucky.

UK can only comment on prospective student-athletes who have signed official paperwork to play at Kentucky.

- Collins - Forward | 6-foot-9 | Atlanta, Texas | Averaged 24.6 points, 13.7 rebounds and 7.7 blocks per game as a junior at Atlanta High School | Third Team All-State selection by the Texas Association of Basketball Coaches as a junior | Ranked No. 10 overall player in the 2021 class by Rivals | Five-star prospect | Wingspan of 7-4 | Explosive athlete | Exceptional shot-blocker and has the athletic ability to defend on the perimeter
- Hickman - Guard | 6-2 | Seattle | Four-star prospect | Averaged 17.3 points, 3.4 assists, 3.7 rebounds and 2.0 steals per game for Eastside Catholic as a junior | Connected on 38% of his 3-point field goals | First Team All-State selection by Scorebook and a Class 3A Associated Press First Team honoree as a junior | No. 30 overall player and the No. 3 point guard by 247 Sports | 6-8 wingspan | Versatile offensive game
- Hopkins - Forward | 6-7 | Oak Park, Illinois | Four-star prospect | Averaged 24.1 points, 10.0 rebounds and 3.5 assists per game as a junior | News-Gazette First Team All-State selection and the Illinois High School Association First Team 3A All-State pick | Finished fifth in Mr. Illinois Basketball voting as a junior | Ranked as high as No. 30 overall by Rivals | Versatile combo-forward who can score on all three levels

UK Won 49th SEC Regular-Season Crown in 2019-20

Kentucky won the 2020 Southeastern Conference regular-season championship in 2019-20, the 49th in school history and the sixth in 11 seasons under head coach John Calipari.

The Wildcats wrapped up the title on Feb. 29 with a victory over Auburn and with three games to spare. With a season-ending victory at Florida, UK finished the season three games ahead of second place.

Kentucky's 49 SEC titles are 38 more than the next-closest school (LSU with 11) and nearly as many as the rest of the league has combined (53). It's worth noting UK would have 50 titles had the 1988 championship not been vacated by the league due to violations.

Although it was UK's sixth in 11 seasons under Calipari, it snapped a minor two-season drought. The last regular-season SEC title was in 2017.

The championship marked Calipari's 16th all-time regular-season conference crown, including his time at Memphis and UMass. Including his 15 league tournament titles, Calipari has 31 combined conference championships in his career. That trails only Mark Few of Gonzaga (35 titles) among all active coaches. All-time, only the great Adolph Rupp (41) and Few have more.

Had there been an NCAA Tournament, Kentucky would have surely made its 59th all-time appearance and done so as one of the tournament favorites. The Wildcats were one of the hottest teams in the country down the stretch. Although no one will ever know what the bracket would have looked like on Selection Sunday, there's a good chance UK would have been a four seed or better.

Kentucky finished at No. 21 in the NCAA Evaluation Tool's final rankings, but the Wildcats had an impressive 9-3 record vs. quadrant one teams, including solid wins vs. Michigan State at a neutral site, Louisville and Auburn at home, and Texas Tech and Florida on the road. UK's 14-5 record vs. both quadrant one and two teams was among the best winning percentages in the country. Kentucky was also 4-2 vs. Associated Press Top 25 teams at the time of the game.

The Wildcats were in every game in 2019-20, something few other teams can say. UK lost its six games by a combined 32 points, an average margin of 5.3 points. Of UK's six losses, five were to teams in the top two quadrants.

What could have ultimately separated UK from its competition was its impressive play on the road. Kentucky finished the season 8-2 in true road games, including 3-1 during a gauntlet that included four straight Saturday road games vs. Arkansas, Texas Tech, Auburn and Tennessee and an 18-point comeback victory at Florida. UK's .800 winning percentage on the road ranked as the sixth-best mark in the country. The only five teams with better winning percentages were ranked 1-5 in the final NET.

Although the NCAA doesn't use the a team's recent record as a measuring tool when evaluating teams, Kentucky was 8-2 over the last 10 games and 17-3 over the last 20.

Lineup Comparison

Most Frequent Lineups	Total Minutes	Points For	Points Against	+/-	+/- per 40 min.
Askew, Boston, Clarke, Jackson, Sarr	18:57	37	25	+12	+25.33
Askew, Boston, Clarke, Sarr, Fletcher	17:56	26	36	-10	-22.30
Boston, Clarke, Jackson, Sarr, Mintz	5:48	15	12	+3	+20.69
Askew, Boston, Sarr, Toppin, Fletcher	4:24	10	5	+5	+45.45
Askew, Clarke, Jackson, Sarr, Mintz	3:44	9	7	+2	+21.43
Boston, Clarke, Mintz, Ware, Fletcher	3:02	7	7	+0	+0.00
Askew, Boston, Jackson, Sarr, Mintz	2:58	2	0	+2	+26.97
Askew, Boston, Mintz, Ware, Fletcher	2:41	2	2	+0	+0.00
Boston, Clarke, Jackson, Mintz, Ware	2:12	1	2	-1	-18.18
Boston, Clarke, Ware, Fletcher, Allen	2:10	4	5	-1	-18.46



NOTES

La Familia Dominates NBA Bubble

Kentucky's collegiate success and the NBA's infusion of young and talented superstars have been synonymous for the last decade.

In the John Calipari era, 41 players have been selected in the NBA Draft, more than any other school. Included in the recent run are 31 first-round picks, three No. 1 overall selections (Anthony Davis, Karl-Anthony Towns and John Wall) and 21 lottery selections. A staggering 29 players from Kentucky were on 2019-20 NBA opening-day rosters (including two-way and inactive lists).

As it turns out, the NBA domination could get even stronger. Much stronger.

Former Kentucky players were one of the central storylines of an unforgettable and unique postseason setup at the ESPN Wide World of Sports at Walt Disney World in Orlando, Florida. Whether it was four players currently vying for an NBA championship in the NBA Finals, record-setting scoring performances, early 20-something-year-olds quickly becoming stars or Wildcats making game-winning plays, UK players had their fingerprints all over the NBA Playoffs.

The postseason began with 13 Wildcats on rosters for the NBA Playoffs, the most of any school in the country. But that was only the beginning of the story.

Jamal Murray ascended to superstar status with mind-blowing scoring performance after mind-blowing scoring performance. He led the Denver Nuggets to back-to-back series wins and into the Western Conference finals after starting in a 3-1 hole, making all types of history in the process. Among the most noteworthy, he scored 142 points in a three-game stretch. According to the Elias Sports Bureau, only two other players have scored more points over a three-game span in the NBA Playoffs: Jerry West (1965) and Michael Jordan (1988).

Then there was Bam Adebayo's unforgettable block in game one of the Eastern Conference finals. Already being hailed as one of the game's best big men after a breakthrough season and a do-it-all run through the NBA Playoffs, Adebayo came up with one of the best blocks in postseason history when he stuffed Jayson Tatum at the rim in the final seconds of the first game of the series, which Adebayo's Miami Heat would go on to win.

Just a couple of nights later, Anthony Davis would add to the Kentucky highlight reel by checking off one of the few remaining things he had yet to do in his career: a game-winning shot in the postseason. With the Nuggets giving the Los Angeles Lakers everything they could handle, Davis -- a 6-foot-10 forward -- popped out to the 3-point line and drilled the shot at the buzzer to give the Lakers a 2-0 series lead. They would ultimately advance.

And then there was Tyler Herro, who captivated NBA fans with an unwavering confidence seen in few rookies. He hit clutch shot after clutch shot during the postseason run, highlighted by a 37-point night vs. the Boston Celtics in the Eastern Conference finals. According to StatMuse, he became the youngest player in NBA history to drop 30 points in a playoff game off the bench.

When Adebayo would later go on to score 30 points in that series, UK became the first school with four former players to score 30 or more points in the conference finals. And before the NBA Finals had even started, Kentucky alumni had already scored more points in this NBA Playoffs run than any other school in NBA postseason history.

The NBA Playoffs culminated with Davis and Rondo's Lakers defeating the Heat's Adebayo and Herro 4-2 in the NBA Finals. In winning his first NBA championship, Davis became just the eighth player all-time to win an NCAA title, an NBA ring and an Olympic gold medal. It was Rondo's second NBA championship.

On top of the four players in the NBA Finals, which was tied for the most of any school in NBA history, the Lakers are also coached by Frank Vogel, a former manager and video coordinator at UK, and Pat Riley, a UK Athletics Hall of Famer and All-American, leads the Heat as team president. Riley is one of only two people to win an NBA title as a player, as a coach and as an executive.

UK Continued SEC Awards Dominance in 2020

Kentucky has dominated the weekly Southeastern Conference awards under John Calipari. UK has won more SEC honors (108) than any school during the Calipari era, including 83 SEC Freshman of the Week honors and 25 SEC Player of the Week awards.

Kentucky won eight total SEC honors in 2019-20 with five SEC Player of the Week awards and three SEC Freshman of the Week honors. When Immanuel Quickley won on March 2, he became the first Wildcat in school history to win consecutive SEC Player of the Week honors (dating back to the 1984-85 season).

Quickley won three total SEC Player of the Week honors (Jan. 13, Feb. 24, March 2) this season and Nick Richards was a two-time SEC Player of the Week winner (Dec. 30, Jan. 27). Tyrese Maxey won SEC Freshman of the Week three times (Nov. 11, Dec. 30, Jan. 13).

The Wildcats won four national honors this season. Richards was named the U.S. Basketball Writers Association Oscar Robertson Trophy National Player of the Week after the win over Louisville and the NCAA March Madness National Player of the Week after back-to-back wins vs. Georgia and at Texas Tech. Maxey took home both NCAA March Madness National Player of the Week and USBWA Wayman Tisdale National Freshman of the Week honors following the U of L game.

Mercer and Turner Selected to UK Athletics Hall of Fame

Kentucky basketball greats Ron Mercer (1996-97) and Wayne Turner (1996-99) are two of six former UK stars in the 2020 Hall of Fame class.

The UK Athletics Hall of Fame was started in 2005 to recognize and honor persons whose participation and achievements enriched and strengthened the University's athletics program. The charter class included 88 individuals who had previously had their jersey retired by UK.

There is a five-year waiting period after leaving UK to be eligible for inclusion into the Hall of Fame. A committee consisting of Hall of Famers, media members, campus representatives and current coaches and administrators elects new inductees each year.

This year's honorees will be inducted during a Hall of Fame Weekend at a date to be determined.

Mercer was a member of the 1996 national championship team as well as the 1997 national runner-up team. He was an NCAA Consensus All-America First Team member in 1997 and a two-time NCAA Tournament All-Final Four Team selection.

After making the SEC All-Freshman Team in 1996, he was one of the top players in college basketball in 1997. In that season, he was named the NCAA Tournament West Regional Most Outstanding Player, SEC Player of the Year by both the league's coaches and the Associated Press, and the 1997 SEC Tournament MVP. He scored 725 points in his sophomore season, at the time the fifth most in a season in program history.

Mercer is a member of Kentucky's 1,000-point club (1,013). He declared for the 1997 NBA Draft after his sophomore season and was drafted sixth overall by the Boston Celtics. He played eight seasons in the NBA.

Turner was a member of the 1996 and 1998 national championship teams as well as the 1997 national runner-up team. He finished his career as UK's and the NCAA's all-time games played leader with 151 games (no-w ranks second), UK's all-time steals leader with 238, and a member of UK's 1,000-point club (1,170).

During his career, Turner helped the Wildcats to two SEC regular-season championships and three SEC Tournament titles.

Turner was named to the 1997 NCAA Tournament All-West Regional Team, the 1998 NCAA Tournament All-South Region Most Outstanding Player and the 1998 SEC Tournament MVP. He was also selected for the All-SEC Third Team and the SEC All-Tournament Team in 1999. He played one season in the NBA.

Success Rate

The Wildcats received a NCAA award in the spring of 2020 for placing in the top 10% of all men's basketball teams in the country in the NCAA's annual Academic Progress Rate. UK scored a 994 out of a 1,000.

It's the sixth straight year the men's basketball team has received the award and the seventh time since 2009.

The APR provides a real-time look at a team's academic success by the progress of each student-athlete on scholarship. The APR measures academic eligibility, retention and graduation. The scores are a four-year composite, covering the 2015-16 through 2018-19 school years.

Every Division I sports team across the nation calculates its APR each academic year, similar to a report card. Scholarship student-athletes each semester earn one point for remaining eligible and one point for staying in school or graduating.

UK has received a perfect 1,000 mark in six of the last seven single-year APR rates. Teams scoring below 930 can face consequences intended to direct additional focus on academics. Those penalties can include practice restrictions and playing-season reductions.

Game-Day Changes in Effect During COVID-19 Pandemic

After receiving guidelines from state health officials, UK Athletics has designed a distanced seating plan to host fans at Rupp Arena in the healthiest manner possible for the 2020-21 season during the COVID-19 pandemic. The plan is focused on the recommended health and safety protocols for the well-being of all student-athletes, fans and staff.

At this point, the anticipated attendance for this season at Rupp Arena is up to 15% of normal arena capacity, which includes participants, essential personnel, media and a limited number of spectators. All plans are subject to change based on evolving information as well as local, state and national public health developments.

UK Athletics has taken advice from the Commonwealth of Kentucky, UK health officials, the city of Lexington and the Centers for Disease Control and Prevention. In response, UK's plan includes a number of new measures to promote a healthy game-day experience at Rupp Arena. These measures include, but are not limited to:

- Enhanced cleaning and sanitization procedures throughout the arena prior to and during all events
- Mobile ticketing to reduce contact between staff and fans
- Requiring face coverings for all fans at all times, with the exception of when fans are actively eating or drinking while sitting in their seats

Wins vs. Losses in 2020-21

Result	FG%	Opp. FG%	3-Pt. FG%	Opp 3-Pt. FG%	FT%	RPG	APG	TOPG	BPG	SPG	PPG	Opp PPG
Wins	.559	.340	.375	.143	.643	37.0	18.0	15.0	6.0	8.0	81.0	64.0
Losses	.361	.433	.000	.280	.606	54.0	5.0	21.0	3.0	4.0	64.0	76.0



NOTES

- Requiring fans to keep the proper physical distance
- Providing signage in common areas to assist with physical distancing
- Locating hand sanitization and washing stations located throughout the arena
- Increasing physical spacing while using elevators by reducing capacity of each elevator
- Providing concessions featuring cashless transactions
- Discouraging the bringing of bags of any sort. Only small, clear bags will be admitted

A complete list of the new game-day regulations is available at the UK Athletics Gameday website.

Fans with pre-existing health conditions, or those who are at a greater risk, should consider not attending sporting events at this time. Even with these measures in place, UK Athletics can, in no way, guarantee that fans will not be exposed to COVID-19.

The UK Ticket Office and K Fund are communicating directly with season ticket holders on the 2020-21 ticketing process. Tickets will be sold in season packages and K Fund priority rankings will determine the order for ticket assignment. Ticket holders are encouraged to regularly monitor their email for additional updates.

Available tickets will be physically distanced throughout Rupp Arena and will be primarily sold in small blocks of two, three and four seats to maximize attendance opportunities for a greater number of season ticket accounts. All seating will be reserved, and ticket holders will be required to sit in their assigned seats. UK Athletics hopes to accommodate as many ticket accounts as possible, though there is no guarantee that every season ticket holder will be able to purchase tickets due to the limited capacity.

With arena capacity limited to 15%, there will be approximately 300 tickets that students will have access to purchase on a single-game basis, for select games. Ticket allotments may vary for games that are played during holiday or semester breaks. A single-game lottery process will be implemented to provide opportunities for as many students as possible to attend games. Games will be grouped into multiple lotteries throughout the season, and there will be a random draw for each game to determine the students that will receive tickets through their My UK Athletics Student Account.

Rupp Arena Renovations Continue

Originally announced when UK agreed to a new lease in December 2016 and formalized the agreement last year, upper-level chair-back seating and new club areas were installed to Rupp Arena last season with construction ongoing for club areas.

Two clubs for season ticket holders are on schedule to open for this season with a third scheduled to open in 2021-22. Fans in these new clubs will be able to enjoy first-class amenities before, during and after games. These new clubs are crucial to providing the funds necessary for both the new lease agreement and the ongoing renovation of Rupp Arena.

Club membership does not include a ticketed seat and club members may have seats throughout Rupp Arena. Season ticket holders may purchase club memberships to accompany their season ticket package. Club membership pricing and amenities will be announced as soon as details are finalized, and sales will begin shortly thereafter. Memberships will initially be offered to season ticket holders based on K Fund priority ranking.

This latest phase of Rupp renovations comes on the heels of the addition of a new center-hung scoreboard, ribbon boards, new sound system and lighting that have created a more dynamic game experience in Rupp.

The chair-back seating that was installed last season was undertaken in response to years of feedback from fans asking for more comfortable seating in the upper level. The seating was installed in sections 211-217 and 228-234.

After the seat renovations, Rupp Arena now seats 20,500.

Givens Joins UK Sports Network

Heralded as one of the greatest players in program history, Jack "Goose" Givens has joined the UK Sports Network.

Givens, who scored 41 points in the 1978 national championship game before embarking on a career in professional basketball as both a player and broadcaster, will co-host the Don Franklin Auto Countdown to Tipoff pregame radio show alongside Dave Baker, who returns for his 34th season with the UK Sports Network. Baker previously co-hosted the show with another UK Hall of Famer, Rex Chapman, who will now work with JMI Sports on new media content.

Givens will also provide analysis on television for the UK Sports Network as a featured guest on BBN Gameday and BBN Tonight.

The Don Franklin Auto Countdown to Tipoff pregame show airs 90 minutes prior to all Kentucky men's basketball games on UK Sports Network affiliates and is also available through the UK Athletics app. A stream of the show is also available on UKAthletics.com and on the Kentucky Basketball Facebook page, where fans can ask questions and interact with Baker and Givens.

Once the ball tips, Big Blue Nation will again be guided through game action by The Voice of the Wildcats, Tom Leach, and UK Hall of Famer Mike Pratt. The 2020-21 season marks the 19th season together for the duo, who also host the Ruoff Mortgage Wildcat Wrap Up post-game show, where they are joined each game by a UK basketball player and head coach John Calipari.



KENTUCKY BY THE NUMBERS

Date	Opponent	Result	Points	Rebounds	Assists	Steals	Blocks
N. 25	MOREHEAD STATE¹	W, 81-45	Boston Jr. - 15 [^]	Boston Jr. - 7 [^]	Two tied - 4 [^]	Clarke - 3 [^]	Three tied - 2 [^]
N. 29	RICHMOND¹	L, 76-64	Boston - 20 [^]	Jackson - 14 [^]	Two tied - 2	Four tied - 1	Jackson - 2 [^]
D. 1	vs. Kansas ²						
D. 6	vs. Georgia Tech ³						
D. 12	NOTRE DAME						
D. 19	vs. UCLA ⁴						
D. 26	at Louisville						
D. 29	SOUTH CAROLINA*						
J. 2	at Mississippi State*						
J. 5	VANDERBILT*						
J. 9	at Florida*						
J. 12	ALABAMA*						
J. 16	at Auburn*						
J. 20	at Georgia*						
J. 23	LSU*						
J. 26	at Alabama*						
J. 30	TEXAS⁵						
F. 2	at Missouri*						
F. 6	TENNESSEE*						
F. 9	ARKANSAS*						
F. 13	AUBURN*						
F. 17	at Vanderbilt*						
F. 20	at Tennessee*						
F. 23	TEXAS A&M*						
F. 27	FLORIDA*						
M. 2	at Ole Miss*						

All home games in **BOLD CAPS**

*SEC game, ^game high

1 - Bluegrass Showcase (Rupp Arena | Lexington, Ky.)

2 - Champions Classic (TBD)

3 - Holiday Hoopsgiving (State Farm Arena | Atlanta)

4 - CBS Sports Classic (Rocket Mortgage FieldHouse | Cleveland, Ohio)

5 - SEC/Big 12 Challenge (Rupp Arena | Lexington, Ky.)

Times Led	Times Led	Times Led	Times Led	Times Led
Boston Jr. - 2	Boston Jr. - 1 Jackson - 1	Askew - 2 Boston Jr. - 1 Clarke - 1	Clarke - 2 Boston Jr. - 1 Fletcher - 1 Mintz - 1	Jackson - 2 Sarr - 1 Ware - 1

Comparing the Calipari Era

A look at the statistics of each team throughout the John Calipari era through two games ...

Year	FG%	Opp. FG%	3-Pt. FG%	FT%	RPG	Assists	TOs.	Blocks	Steals	Points	PPG	Record
2020-21	.458	.393	.231	.617	45.5	23	36	9	12	145	72.5	1-1
2019-20	.473	.317	.250	.719	42.0	26	28	9	12	160	80.0	2-0
2018-19	.442	.489	.258	.723	42.5	28	34	11	6	155	77.5	1-1
2017-18	.426	.430	.333	.739	37.0	32	24	12	14	146	73.0	2-0
2016-17	.504	.430	.265	.681	33.5	31	23	15	16	180	90.0	2-0
2015-16	.504	.372	.289	.708	44.0	30	34	17	12	165	82.5	2-0
2014-15	.450	.330	.265	.690	48.0	30	27	17	18	156	78.0	2-0
2013-14	.504	.355	.303	.651	50.0	24	19	11	11	182	91.0	2-0
2012-13	.458	.386	.435	.653	34.0	25	25	15	9	140	70.0	1-1
2011-12	.571	.328	.440	.636	42.5	38	28	26	13	183	91.5	2-0
2010-11	.513	.342	.477	.557	44.0	29	21	16	10	167	83.5	2-0
2009-10	.495	.425	.333	.635	40.0	23	39	15	11	147	73.5	2-0



MISCELLANEOUS STATS

Game Leaders							Games With ...							
No.	Name	Points	Rebounds	Blocks	Assists	Steals	10+ Pts	20+ Pts	10+ Rebs	3+ Assts	3+ Blks	3+ Stls	3+ 3s	Double-Double
0	Jacob Topplin*	- (0)	- (0)	- (3)	- (2)	- (0)	- (5)	- (0)	- (0)	- (1)	- (0)	- (0)	- (1)	- (0)
2	Devin Askew	-	-	-	2 (2)	-	1 (1)	-	-	1 (1)	-	-	-	-
3	Brandon Boston Jr.	2 (2)	1 (1)	-	1 (1)	1 (1)	2 (2)	1 (1)	1 (1)	-	-	-	-	1 (1)
5	Terrence Clarke	-	-	-	1 (1)	2 (2)	2 (2)	-	-	1 (1)	-	1 (1)	-	-
10	Davion Mintz*	- (1)	- (2)	- (6)	- (21)	1 (18)	1 (25)	- (1)	- (0)	1 (41)	- (0)	- (3)	- (5)	- (0)
11	Dontaia Allen	-	-	-	-	-	-	-	-	-	-	-	-	-
12	Keion Brooks Jr.	- (0)	- (2)	- (2)	- (0)	- (2)	- (5)	- (0)	- (0)	- (0)	- (0)	- (0)	- (0)	- (0)
13	Riley Welch*	- (0)	- (0)	- (0)	- (1)	- (0)	- (0)	- (0)	- (0)	- (2)	- (0)	- (0)	- (0)	- (0)
14	Brennan Canada	- (0)	- (0)	- (0)	- (0)	- (0)	- (0)	- (0)	- (0)	- (0)	- (0)	- (0)	- (0)	- (0)
20	Zan Payne	-	-	-	-	-	-	-	-	-	-	-	-	-
21	Cam'Ron Fletcher	-	-	-	-	1 (1)	-	-	-	1 (1)	-	-	-	-
23	Isaiah Jackson	-	1 (1)	2 (2)	-	-	-	-	1 (1)	-	-	-	-	-
25	Kareem Watkins	-	-	-	-	-	-	-	-	-	-	-	-	-
55	Lance Ware	- (9)	- (29)	1 (40)	- (2)	- (8)	1 (28)	- (5)	1 (15)	- (5)	- (5)	- (1)	- (0)	1 (12)

Career total in (parentheses); *Includes pre-UK career

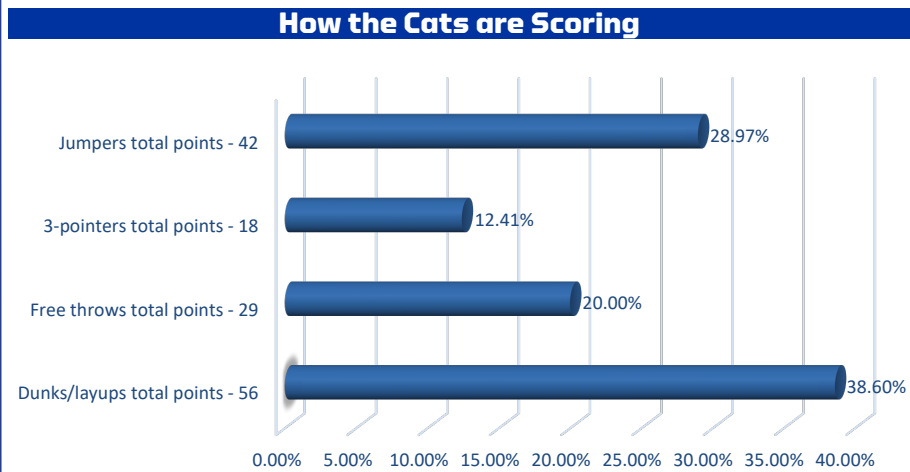
Starting Lineups						
Guard	Guard	G/F	Forward	Forward	Games	W-L
Askew	Boston Jr.	Clarke	Jackson	Sarr	1	1-0
Askew	Boston Jr.	Clarke	Fletcher	Sarr	1	0-1

Starter	Games Started	Wins	Losses
Askew	2	1	1
Boston Jr.	2	1	1
Clarke	2	1	1
Sarr	2	1	1
Fletcher	1	0	1
Jackson	1	1	0

Streaks		Win-Loss Margins		
Overall	Margin	Games Won	Games Lost	
Overall	Lost 1			
Unranked AP teams anywhere	Lost 1			
Ranked AP teams anywhere	Won 1	1		
Home	Lost 1			
Home AP ranked teams	Won 3	2		
Home AP unranked teams	Lost 1			
Home SEC	Lost 1			
Home nonconference	Lost 1			
Home AP ranked SEC	Won 2	4		
Home AP unranked SEC	Lost 1			
Home AP ranked nonconference	Won 2	5		
Home AP unranked nonconference	Lost 1			
Road	Won 5	6		
Road AP ranked teams	Lost 1			
Road AP unranked teams	Won 6	7		
Road SEC	Won 5			
Road nonconference	Won 3	8		
Road AP ranked SEC	Lost 2			
Road AP unranked SEC	Won 6			
Road AP ranked nonconference	Won 2	9		
Road AP unranked nonconference	Won 1			
Neutral	Lost 2	10		
Neutral AP ranked teams	Lost 1			
Neutral AP unranked teams	Lost 1			
Neutral SEC	Lost 2			
Neutral nonconference	Lost 2	11	1	
Neutral AP ranked SEC	Lost 2			
Neutral AP unranked SEC	Won 12	13		
Neutral AP ranked nonconference	Lost 1			
Neutral AP unranked nonconference	Lost 1	14		
Active Consecutive Made Starts		15		
Olivier Sarr	7			
Devin Askew	2	16		
Brandon Boston Jr.	2			
Terrence Clarke	1	17		
Keion Brooks Jr.	1			
Cam'Ron Fletcher	1	18		
Active Consecutive Made Free Throws		19		
Davion Mintz	6			
Jacob Topplin	5	20		
Olivier Sarr	3			
Devin Askew	2	21		
Brandon Boston Jr.	2			
Keion Brooks Jr.	2	22		
Dontaia Allen	1			
Active Consecutive Games with a 3-Pointer		23		
Dontaia Allen	1			
Keion Brooks Jr.	1	24		
		25+	1	

Kentucky's Record When ...		
KENTUCKY RECORD	ALL	SEC
Leading at halftime:	1-1	0-0
Tied at the half:	0-0	0-0
Trailing at halftime:	0-0	0-0
Shoot 50% or better:	1-0	0-0
Shoot less than 50%:	0-1	0-0
Shoot higher % than opp.:	1-0	0-0
Shoot lower % than opp.:	0-1	0-0
Opp. shoot worse than 50%:	1-1	0-0
Opp. shoot 50% or higher:	0-0	0-0
Score less than 60 points:	0-0	0-0
Score 60-69 points:	0-1	0-0
Score 70-79 points:	0-0	0-0
Score 80-89 points:	1-0	0-0
Score 90-99 points:	0-0	0-0
Score 100+ points:	0-0	0-0
Opp. score less than 60 pts.:	1-0	0-0
Opp. score 60-69 pts.:	0-0	0-0
Opp. score 70-79 pts.:	0-1	0-0
Opp. score 80-89 points:	0-0	0-0
Opp. score 90-99 points:	0-0	0-0
Opp. score 100+ points:	0-0	0-0
Outrebounded opponent:	1-1	0-0
Outrebounded by opponent:	0-0	0-0
Equal number of rebounds:	0-0	0-0
Fewer turnovers than opp.:	1-0	0-0
Same turnovers as opp.:	0-0	0-0
More turnovers than opp.:	0-1	0-0
Make 8 or more 3-pointers:	0-0	0-0
Make 7 or fewer 3-pointers:	1-1	0-0
Games decided by 5 or fewer:	0-0	0-0
Overtime games:	0-0	0-0

KENTUCKY RECORD	ALL	SEC
On CBS:	0-0	0-0
On TBS:	0-0	0-0
On ESPN/ESPN2/ESPNU:	0-1	0-0
On FOX:	0-0	0-0
On SEC Network/(+):	1-0	0-0
vs. SEC at home:	0-0	0-0
vs. SEC on road:	0-0	0-0
Games vs. AP ranked opp.:	0-0	0-0
Games following a loss:	0-0	0-0
Games following a win:	0-1	0-0
More points in the paint:	1-0	0-0
Fewer/Same points in the paint:	0-1	0-0
More bench points than opp.:	1-0	0-0
Fewer or same bench pts.:	0-1	0-0
More 2nd-chance points:	1-1	0-0
Fewer or same 2nd-chance pts.:	0-0	0-0
More or same points off TOs:	1-0	0-0
Fewer points off TOs:	0-1	0-0
On Monday:	0-0	0-0
On Tuesday:	0-0	0-0
On Wednesday:	1-0	0-0
On Thursday:	0-0	0-0
On Friday:	0-0	0-0
On Saturday:	0-0	0-0
On Sunday:	0-1	0-0
In November:	1-1	0-0
In December:	0-0	0-0
In January:	0-0	0-0
In February:	0-0	0-0
In March:	0-0	0-0
In April:	0-0	0-0



Dunk Tracker		
Player	Dunks in 2020-21	Dunks in Career
Olivier Sarr	3	53
Jacob Topplin	-	14
Keion Brooks Jr.	-	9
Davion Mintz	-	7
Brandon Boston Jr.	1	1
Terrence Clarke	1	1

Fast Facts	
Shooting Percentage	.458
Avg. Assists Per Game	11.5
Points Off Turnovers	16.5
Second-Chance Points	19.0
Points in the Paint	35.0
Fast Break Points	13.0
Bench Points	15.5
Points Per Possession	100.9
Avg. Time of Possession	15.3

First Points of the Game				
Player	Dunk/Layup	Jumper	3PT	FT
Jackson	1			
Sarr	1			



THE LAST TIME UK ...

INDIVIDUALS

SCORING

Scored 25 points: Immanuel Quickley (30) at Texas A&M, 2/25/20
Scored 30 points: Immanuel Quickley (30) at Texas A&M, 2/25/20
Scored 35 points: De'Aaron Fox (39) vs. UCLA, 3/24/17
Scored 40 points: Malik Monk (47) vs. North Carolina, 12/17/16
Scored 45 points: Malik Monk (47) vs. North Carolina, 12/17/16
Scored 50 points: Jodie Meeks (54) at Tennessee, 1/13/09
Scored 55 points: Never
Two players had 20 points: Nick Richards (27) and Immanuel Quickley (21) vs. Mississippi State, 2/4/20
Three players had 20 points: DeMarcus Cousins (27), John Wall (21), Patrick Patterson (20) vs. Sam Houston State, 11/19/09
Two players had 30 points: Patrick Patterson (33) and Jodie Meeks (32) vs. Tennessee State, 12/22/08
Scored 20 points in two straight games: Immanuel Quickley (3) 2/18/20 - 2/25/20
Scored 20 points in three straight games: Immanuel Quickley (3) 2/18/20 - 2/25/20
Scored 20 points in four straight games: PJ Washington (4) 2/5/19 - 2/16/19
Scored 20 points in five straight games: Jamal Murray (12) 2/2/16 - 3/12/16
Scored 20 points in six straight games: Jamal Murray (12) 2/2/16 - 3/12/16
Scored 20 points in seven straight games: Jamal Murray (12) 2/2/16 - 3/12/16
Scored 20 points in eight straight games: Jamal Murray (12) 2/2/16 - 3/12/16
Scored 20 points in nine straight games: Jamal Murray (12) 2/2/16 - 3/12/16
Scored 20 points in 10 straight games: Jamal Murray (12) 2/2/16 - 3/12/16
Scored 20 points in 11 straight games: Jamal Murray (12) 2/2/16 - 3/12/16
Scored 20 points in 12 straight games: Jamal Murray (12) 2/2/16 - 3/12/16
Scored 20 points in 15 straight games: Dan Issel (18) 12/1/69 - 2/7/70
Scored 25 points in two straight games: Immanuel Quickley (2) 2/22/20-2/25/20
Scored 25 points in three straight games: Tayshaun Prince (3) 3/11/01-3/17/01
Scored 30 points in two straight games: Jodie Meeks vs. Appalachian State (46) 12/20/08; vs. Tennessee State (32) 12/22/08
Scored 30 points in three straight games: Dan Issel (6) 2/14/70 - 3/2/70
Scored in double figures in 10 straight games: Immanuel Quickley (20) 12/28/19-3/7/20
Scored in double figures in 15 straight games: Immanuel Quickley (20) 12/28/19-3/7/20
Scored in double figures in 25 straight games: Malik Monk (30) 11/11/16-2/28/17
Scored in double figures in 30 straight games: Malik Monk (30) 11/11/16-2/28/17
Scored in double figures in 33 straight games: Jamal Murray (34) 11/17/15 - 3/19/16
Scored in double figures in 34 straight games: Jamal Murray (34) 11/17/15 - 3/19/16
Scored in double figures in 35 straight games: Kenny Walker (36) 11/14/85 - 3/22/86
Five players scored in double figures: Immanuel Quickley (21), Tyrese Maxey (14), Nick Richards (13), Nate Sestina (11), Ashton Hagans (11) at LSU, 2/18/20
Six players scored in double figures: Nick Richards (21), Immanuel Quickley (16), Nate Sestina (12), Keion Brooks Jr. (11), Ashton Hagans (11), Kahlil Whitney (11) vs. Eastern Kentucky, 11/8/19
Seven players scored in double figures: Randolph Morris (17), Kelenna Azubuike (15), Patrick Sparks (14), Chuck Hayes (12), Rajon Rondo (11), Ravi Moss (10) and Ramel Bradley (10) vs. Mississippi State 2/19/05
Four players with 15 or more points: Kevin Knox (22), Quade Green (18), Shai Gilgeous-Alexander (17), Wenyen Gabriel (15) vs. Ole Miss, 2/28/18

DOUBLE-DOUBLES

Double-double: Brandon Boston Jr. (20 points, 10 rebounds), Olivier Sarr (17 points, 11 rebounds) vs. Richmond,

11/29/20

Triple-double: Isaiah Briscoe (19 points, 11 rebounds, 10 assists) at Ole Miss, 12/29/16
20-10 (rebs) game: Nick Richards Brandon Boston Jr. (20 points, 10 rebounds) vs. Richmond, 11/29/20
20-10 (assts) game: De'Aaron Fox (24 points, 10 assists) vs. North Carolina, 12/17/16
20-15 game: Nick Richards (25 points, 15 rebounds) vs. Fort Wayne, 11/22/17
30-10 game: Tayshaun Prince (33 points, 11 rebounds) vs. Tennessee State, 12/22/98
Back-to-back 20-10 games: PJ Washington (20 p, 13 r) vs. Kansas, 1/26/19; (26 p, 12 r) at Vanderbilt, 1/29/19
Three straight 20-10 games: Julius Randle (3) 11/8/13 - 11/12/13
Double-double in points and rebs.: Brandon Boston Jr. (20 points, 10 rebounds), Olivier Sarr (17 points, 11 rebounds) vs. Richmond, 11/29/20
Double-double in points and assists: Ashton Hagans (11 points, 11 assists) vs. Fairleigh Dickinson, 12/7/19
Double-double in points and blocks: Never
Double-double in points and steals: Never
Double-double in two consecutive games: Nick Richards (25 p, 14 r) at Texas Tech, 1/25/20; (15 p, 11 r) vs. Vanderbilt, 1/29/20
Double-double in three consecutive games: PJ Washington (20 p, 13 r) vs. Kansas, 1/26/19; (26 p, 12 r) at Vanderbilt, 1/29/19; (15 p, 12 r) at Florida, 2/2/19
Double-double in four consecutive games: Julius Randle (19 p, 15 r) vs. Kansas State, 3/21/14; (13 p, 10 r), vs. Wichita State, 3/23/14; (15 p, 12 r), vs. Louisville, 3/28/14; (16 p, 11 r), vs. Michigan, 3/30/14
Double-double in five consecutive games: Julius Randle (14 p, 10 r) at Arkansas, (2/27/14); (10 p, 15 r) at South Carolina (3/1/14); (12 p, 11 r) vs. Alabama, (3/4/14); (16 p, 10 r) at Florida, (3/8/14); (17 p, 16 r) vs. LSU, (3/14/14); (12 p, 11 r) vs. Georgia, (3/15/14)
Double-double in six consecutive games: Julius Randle (14 p, 10 r) at Arkansas, (2/27/14); (10 p, 15 r) at South Carolina (3/1/14); (12 p, 11 r) vs. Alabama, (3/4/14); (16 p, 10 r) at Florida, (3/8/14); (17 p, 16 r) vs. LSU, (3/14/14); (12 p, 11 r) vs. Georgia, (3/15/14)
Double-double in seven consecutive games: Julius Randle (7) 11/18/13-11/27/13
Double-double in 10 consecutive games: Jim Andrews, 1972-73 season
Two players record double-doubles: Brandon Boston Jr. (20 points, 10 rebounds), Olivier Sarr (17 points, 11 rebounds) vs. Richmond, 11/29/20
Three players record double-doubles: PJ Washington (20 points, 13 rebounds), Reid Travis (18 points, 12 rebounds), Keldon Johnson (15 points, 10 rebounds) vs. Kansas, 1/26/19
Four players record double-doubles: Jack Givens (30 pts, 13 rebs), Kyle Macy (16 pts, 10 assts), Mike Phillips (22 pts, 18 rebs), Rick Robey (23 pts, 13 rebs) vs. Southern Methodist, 11/26/77
Five players record double-doubles: Never

FIELD GOALS

Made 12 FG in a game: EJ Montgomery (12) vs. Fairleigh Dickinson, 12/7/18
Made 15 FG in a game: Malik Monk (18) vs. North Carolina, 12/17/16
Made 16 FG in a game: Malik Monk (18) vs. North Carolina, 12/17/16
Made 17 FG in a game: Malik Monk (18) vs. North Carolina, 12/17/16
Made 18 FG in a game: Malik Monk (18) vs. North Carolina, 12/17/16
Made 19 FG in a game: Dan Issel (19) vs. Alabama, 2/23/70
Made 20 FG in a game: Dan Issel (23) vs. Ole Miss, 2/7/70
Made 21 FG in a game: Dan Issel (23) vs. Ole Miss, 2/7/70
Made 22 FG in a game: Dan Issel (23) vs. Ole Miss, 2/7/70
Made 23 FG in a game: Dan Issel (23) vs. Ole Miss, 2/7/70
Made 24 FG in a game: Never
Attempted 17 FG in a game: Brandon Boston Jr. (20) vs. Richmond, 11/29/20
Attempted 18 FG in a game: Brandon Boston Jr. (20) vs. Richmond, 11/29/20
Attempted 19 FG in a game: Brandon Boston Jr. (20) vs. Richmond, 11/29/20
Attempted 20 FG in a game: Brandon Boston Jr. (20) vs. Richmond, 11/29/20
Attempted 25 FG in a game: Malik Monk (28) vs. North Carolina, 12/17/16

3-POINTERS

Made 5 3-pointers in a game: Immanuel Quickley (8) at Texas A&M, 2/25/20
Made 6 3-pointers in a game: Immanuel Quickley (8) at Texas A&M, 2/25/20
Made 7 3-pointers in a game: Immanuel Quickley (8) at Texas A&M, 2/25/20
Made 8 3-pointers in a game: Immanuel Quickley (8) at Texas A&M, 2/25/20
Made 9 3-pointers in a game: Jodie Meeks (10) at Tennessee, 1/13/09
Made 10 3-pointers in a game: Jodie Meeks (10) at Tennessee, 1/13/09
Made 11 3-pointers in a game: Never
Attempted 10 3-pointers in a game: Immanuel Quickley (12) at Texas A&M, 2/25/20
Attempted 15 3-pointers in a game: Jodie Meeks (15) at Tennessee, 1/13/09
Attempted 16 3-pointers in a game: Derrick Miller (16) vs. LSU 2/15/90
Attempted 17 3-pointers in a game: Derrick Miller (19) vs. Kansas 12/6/89
Attempted 18 3-pointers in a game: Derrick Miller (19) vs. Kansas 12/6/89
Attempted 19 3-pointers in a game: Derrick Miller (19) vs. Kansas 12/6/89
Attempted 20 3-pointers in a game: Never
Made a 3-pointer in 10 straight games: Immanuel Quickley (11), 2/1/20-3/7/20
Made a 3-pointer in 15 straight games: Jamal Murray (36), 11/13/15 - 3/19/16, Derek Willis (17), 1/12/16 - 3/17/16
Made a 3-pointer in 20 straight games: Jamal Murray (36), 11/13/15 - 3/19/16
Made a 3-pointer in 30 straight games: Jamal Murray (36), 11/13/15 - 3/19/16
Made two 3-pointers in 10 straight games: Kevin Knox (11), 2/10/16 - 3/11/18
Made three 3-pointers in 10 straight games: Gerald Fitch (20) 1/14/03 - 3/23/03
Made three 3-pointers in 15 straight games: Gerald Fitch (20) 1/14/03 - 3/23/03
Made three 3-pointers in 20 straight games: Gerald Fitch (20) 1/14/03 - 3/23/03
Made three 3-pointers in 25 straight games: Keith Bogans (29) 3/14/02 - 2/26/03

FREE THROWS

Made 8 FT in a game: Nick Richards (8) vs. Tennessee, 3/3/20
Made 9 FT in a game: Immanuel Quickley (11) vs. Auburn, 2/29/20
Made 10 FT in a game: Immanuel Quickley (11) vs. Auburn, 2/29/20
Made 11 FT in a game: Immanuel Quickley (11) vs. Auburn, 2/29/20
Made 12 FT in a game: Immanuel Quickley (14), Nick Richards (13) vs. Mississippi State, 2/4/20
Made 13 FT in a game: Immanuel Quickley (14), Nick Richards (13) vs. Mississippi State, 2/4/20
Made 14 FT in a game: Immanuel Quickley (14) vs. Mississippi State, 2/4/20
Made 15 FT in a game: Rodrick Rhodes (16) vs. Ole Miss, 1/18/95
Made 16 FT in a game: Rodrick Rhodes (16) vs. Ole Miss, 1/18/95
Made 17 FT in a game: Dwight Anderson (18) vs. Mississippi State, 2/12/79
Made 18 FT in a game: Dwight Anderson (18) vs. Mississippi State, 2/12/79
Made 18 FT in a game: Never
Attempted 10 FT in a game: Olivier Sarr (11) vs. Richmond, 11/29/20
Attempted 15 FT in a game: Nick Richards (15) vs. Mississippi State, 2/4/20
Attempted 20 FT in a game: PJ Washington (20) vs. Kansas State, 3/22/18
Attempted 25 FT in a game: Never
Made 20 Straight FT: Immanuel Quickley (20), 2/22/20-3/3/20
Made 30 Straight FT: Tyler Herro (38), 2/16/19 - 3/29/19

REBOUNDS

15 Rebs: Nick Richards (15) vs. Arkansas, 2/26/19
16 Rebs: Keldon Johnson (17) vs. Auburn, 2/23/19
17 Rebs: Keldon Johnson (17) vs. Auburn, 2/23/19
18 Rebs: PJ Washington (18) vs. VMI, 11/18/18
19 Rebs: Nick Richards (19) vs. Southern Illinois, 11/9/18
20 Rebs: Jared Prickett (20) vs. Arkansas, 2/9/94
25 Rebs: Mike Phillips (25) vs. Tennessee, 1/10/76
30 Rebs: Cotton Nash (30) vs. Ole Miss, 2/8/64



THE LAST TIME A UK OPPONENT ...

INDIVIDUALS

SCORING

Scored 25 points: John Fulkerson (27), Tennessee, 3/3/20
Scored 30 points: Bubba Parham (35), VMI, 11/21/18
Scored 35 points: Bubba Parham (35), VMI, 11/21/18
Scored 40 points: Elston Turner (40), Texas A&M, 1/12/13
Scored 45 points: David Robinson (45), Navy, 1/25/87
Scored 50 points: Austin Carr (50), Notre Dame, 12/29/79
Scored 60 points: Pete Maravich (64), LSU, 2/21/70
Scored 65 points: Never
Two players had 20 points: Jared Harper (26), Bryce Brown (24), Auburn, 3/31/19
Three players had 20 points: R.J. Barrett, Zion Williamson, Cam Reddish, Duke, 11/6/18
Two players had 30 points: Ronnie Henderson (36) and Claren Ceasar (32), LSU, 2/15/94
Five players scored in double figures: LSU, 2/18/20

FIELD GOALS

Made 15 FG in a game: David Robinson (17), Navy, 1/25/87
Made 16 FG in a game: David Robinson (17), Navy, 1/25/87
Made 17 FG in a game: David Robinson (17), Navy, 1/25/87
Made 18 FG in a game: Steve Downing (19), Indiana, 12/11/71
Made 19 FG in a game: Steve Downing (19), Indiana, 12/11/71
Made 20 FG in a game: Johnny Neumann (20), Ole Miss, 1/2/71
Made 21 FG in a game: Austin Carr (21), Notre Dame, 12/29/70
Made 22 FG in a game: Austin Carr (22), Notre Dame, 3/12/70
Made 23 FG in a game: Pete Maravich (23), LSU, 2/21/70
Made 24 FG in a game: Never
Attempted 17 FG in a game: Blake Francis (19), Richmond, 11/29/20
Attempted 18 FG in a game: Blake Francis (19), Richmond, 11/29/20
Attempted 19 FG in a game: Blake Francis (19), Richmond, 11/29/20
Attempted 20 FG in a game: Jermaine Cousinard (22), South Carolina, 1/15/20
Attempted 25 FG in a game: R.J. Barrett (26), Duke, 11/6/18
Attempted 30 FG in a game: Freeman Williams (40), Portland State, 12/16/17
Attempted 35 FG in a game: Freeman Williams (40), Portland State, 12/16/17
Attempted 40 FG in a game: Freeman Williams (40), Portland State, 12/16/17
Attempted 45 FG in a game: Johnny Neumann (50), Ole Miss, 1/2/71
Attempted 50 FG in a game: Johnny Neumann (50), Ole Miss, 1/2/71
Attempted 53 FG in a game: Pete Maravich (53), LSU, 2/22/69
Attempted 54 FG in a game: Never

3-POINTERS

Made 5 3-pointers in a game: Savion Flagg (5), Texas A&M, 2/25/20
Made 6 3-pointers in a game: Armoni Brooks (6), Houston, 3/29/19
Made 7 3-pointers in a game: Bubba Parham (10), VMI, 11/18/18
Made 8 3-pointers in a game: Bubba Parham (10), VMI, 11/18/18
Made 9 3-pointers in a game: Bubba Parham (10), VMI, 11/18/18
Made 10 3-pointers in a game: Bubba Parham (10), VMI, 11/18/18
Made 11 3-pointers in a game: Corey Allmond (11), Sam Houston State, 11/19/2009
Made 12 3-pointers in a game: Never
Attempted 10 3-pointers in a game: Blake Francis (10), Richmond, 11/29/20
Attempted 15 3-pointers in a game: Bubba Parham (16), VMI, 11/18/18
Attempted 16 3-pointers in a game: Bubba Parham (16), VMI, 11/18/18
Attempted 17 3-pointers in a game: Chris Jackson (17), LSU, 2/15/90
Attempted 18 3-pointers in a game: Jeff Boschee (18), Kansas, 3/14/99
Attempted 19 3-pointers in a game: Never

FREE THROWS

Made 10 FT in a game: John Fulkerson (10), Tennessee, 2/8/20
Made 11 FT in a game: Samir Doughty (14), Auburn, 2/1/20
Made 12 FT in a game: Samir Doughty (14), Auburn, 2/1/20
Made 13 FT in a game: Samir Doughty (14), Auburn, 2/1/20

Made 14 FT in a game: Samir Doughty (14), Auburn, 2/1/20
Made 15 FT in a game: Brenton Williams (15), South Carolina, 3/1/14
Made 16 FT in a game: Dan Cross (16), Florida, 2/18/95
Made 17 FT in a game: John Mengelt (17), Auburn, 3/2/70
Made 18 FT in a game: Pete Maravich (18), LSU, 2/21/70
Made 19 FT in a game: Never
Attempted 15 FT in a game: Samir Doughty (15), Auburn, 2/1/20
Attempted 20 FT in a game: Harding McCaleb (25), Louisville, 2/22/16
Attempted 25 FT in a game: Harding McCaleb (25), Louisville, 2/22/16
Attempted 26 FT in a game: Never

REBOUNDS

15 Rebs: Dedric Lawson (15), Kansas, 1/26/19
16 Rebs: Kennedy Meeks (17), North Carolina, 3/26/17
17 Rebs: Kennedy Meeks (17), North Carolina, 3/26/17
18 Rebs: Sean May (19), North Carolina, 12/4/04
19 Rebs: Sean May (19), North Carolina, 12/4/04
20 Rebs: Andrew DeClercq (20), Florida, 1/18/94
25 Rebs: Leon Douglas (25), Alabama, 1/20/75
30 Rebs: Kenneth Stanley (30), USC, 12/4/61
31 Rebs: Never
Two players had 10 rebounds: Desean Murray (11) and Anfernee McLemore (11), Auburn, 2/4/18
Three players had 10 rebounds: Craig Victor II (12), Tim Quarterman (10), Ben Simmons (10), LSU, 1/5/16

ASSISTS

10 assists: Tony Trocha-Morelos (10), Texas A&M, 3/4/2017
11 assists: Dwyane Wade (11), Marquette, 3/29/03
12 assists: Edgar Padilla (12), UMass, 3/30/96
13 assists: Billy McCaffrey (14), Vanderbilt, 1/13/93
14 assists: Billy McCaffrey (14), Vanderbilt, 1/13/93
15 assists: Eric Richardson (15), Alabama, 2/4/84
16 assists: Never

BLOCKS

5 blocks: Dylan Disu (5), Vanderbilt, 1/29/20
6 blocks: Sagaba Konate (7), West Virginia, 1/27/18
7 blocks: Sagaba Konate (7), West Virginia, 1/27/18
8 blocks: Jarvis Varnado (10), Mississippi State, 1/15/08
9 blocks: Jarvis Varnado (10), Mississippi State, 1/15/08
10 blocks: Jarvis Varnado (10), Mississippi State, 1/15/08
11 blocks: Samaki Walker (11), Louisville, 1/1/95
12 blocks: Never

STEALS

5 steals: Jacob Gilyard (5), Richmond, 11/29/20
6 steals: Ben Simmons (7), LSU, 3/5/16
7 steals: Ben Simmons (7), LSU, 3/5/16
8 steals: Never

TEAM

SCORING

Scored 90 or more points: 118, Duke, 11/6/18 (L, 118-84)
Scored 90 or more points (SEC game): 90, Georgia, 3/4/09 (L, 90-85)
Scored 100 or more points: 118, Duke, 11/6/18 (L, 118-84)
Scored 100 or more points (SEC game): 101, Arkansas, 2/10/93 (L, 101-94)
Scored 110 or more points: 118, Duke, 11/6/18 (L, 118-84)
Scored 110 or more points (SEC game): 110, Vanderbilt, 3/4/67 (L, 110-94)
Scored 120 or more points: 121, North Carolina, 12/27/89 (L, 121-110)
Scored 120 or more points (SEC game): Never
Scored 130 or more points: 150, Kansas, 12/9/89 (L, 150-95)
Scored 140 or more points: 150, Kansas, 12/9/89 (L, 150-95)
Scored 150 or more points: 150, Kansas, 12/9/89 (L, 150-95)
Scored 160 or more points: Never
Scored less than 50 points: 45, Morehead State, 11/25/20 (W, 81-45)
Scored less than 50 points (SEC game): 48, South Carolina, 2/5/19 (W, 76-48)
Scored less than 40 points: 39, West Virginia, 3/26/15 (W, 78-39)
Scored less than 40 points (SEC game): 37, Missouri, 1/13/15 (W, 86-37)
Scored less than 30 points: 28, Montana State, 11/23/14 (W, 86-28)
Scored less than 30 points (SEC game): 26, Georgia Tech, 1/28/46 (W, 86-37)
Scored less than 20 points: 18, Western Ontario, 12/10/49

(W, 90-21)

Scored less than 20 points (SEC game): 18, Alabama, 2/10/40 (W, 46-18)

Scored less than 10 points: 9, Tulane, 12/21/34 (W, 39-9)

Scored less than 10 points (SEC game): Never

Scored less than 5 points: Never

SHOOTING PERCENTAGES

Shot 70% from the field: Never
Shot 60% from the field: .640, Florida, 3/4/07
Shot 50% from the field: .521, Florida, 3/7/20
Shot 30% or less from the field: .250, Eastern Kentucky, 11/8/19 (16-64)
Shot 20% or less from the field: .197, Montana State, 11/23/14 (12-61)
Shot 10% or less from the field: Never (shooting percentages not recorded prior to 1947)

3-Pointers

Made 10 or more 3-pointer: 10, Texas A&M, 2/25/20
Made 15 or more 3-pointers: 19, VMI, 11/18/18
Made 20 or more 3-pointers: Never
Made zero 3-pointers: 0, Auburn, 1/19/13 (0-15)
Attempted 30 or more 3-pointers: 31, Utah Valley, 11/18/19

FREE THROWS

Shot 90% or better from FT line: 92.3 (12-13), Evansville, 11/12/19
Shot 100% from FT Line: 5-5, VMI, 11/18/18
Shot 50% or less from FT line: .500 (8-16), Morehead State, 11/25/20
Attempted 40 FT: 44, Auburn, 2/1/20 (33-44)
Attempted five or less FT: 5, UAB, 11/29/19 (2-5)
Made 30 FT: 33, Auburn, 2/1/20 (33-44)

REBOUNDS

Pulled down 50 rebounds: 54 (17-37), Florida, 2/4/17
Pulled down 20 offensive rebounds: 23, LSU, 2/18/20



RUPP ARENA AT CENTRAL BANK CENTER

Year-by-Year Records

Season	W-L	Percentage
2020-21	1-1	.500
2019-20	16-2	.889
2018-19	17-1	.944
2017-18	16-2	.889
2016-17	15-2	.882
2015-16	17-0	1.000
2014-15	19-0	1.000
2013-14	16-2	.889
2012-13	16-2	.889
2011-12	18-0	1.000
2010-11	15-0	1.000
2009-10	18-0	1.000
2008-09	12-6	.667
2007-08	14-4	.778
2006-07	14-2	.875
2005-06	10-5	.667
2004-05	14-1	.933
2003-04	11-2	.846
2002-03	12-1	.923
2001-02	12-3	.800
2000-01	11-1	.917
1999-2000	14-0	1.000
1998-99	12-1	.923
1997-98	9-3	.750
1996-97	12-1	.923
1995-96	13-0	1.000
1994-95	12-1	.923
1993-94	13-1	.929
1992-93	16-0	1.000
1991-92	15-2	.882
1990-91	13-0	1.000
1989-90	13-2	.867
1988-89	8-6	.571
1987-88	14-2	.875
1986-87	13-2	.867
1985-86	18-0	1.000
1984-85	11-3	.786
1983-84	16-0	1.000
1982-83	14-1	.933
1981-82	15-1	.938
1980-81	15-0	1.000
1979-80	12-3	.800
1978-79	11-4	.733
1977-78	16-0	1.000
1976-77	12-2	.857
Total	611-72	.895

Year Opened:	1976
First Game:	Nov. 27, 1976
All-Time Record:	611-72 (.895)
Record Under Calipari:	184-12 (.939)
Capacity:	20,500
Record Crowd:	24,479 (1/20/10)
Longest Win Streak:	54 (11/9/10-12/1/12)
Current Win Streak:	0

Cats Rock at Rupp

The Wildcats are 611-72 (.895) in Rupp Arena. Among the most notable marks of dominance as the nation's toughest venue to play include:

- School record 54-game winning streak to begin the John Calipari era
- Kentucky is 329-42 (.887) in regular-season SEC games in Rupp
- The Wildcats set a program home record of 19 wins in 2014-15
- UK has gone undefeated at home in five of Calipari's 11 seasons
- Kentucky has a perfect mark in 13 of Rupp Arena's 45 seasons

600 Wins at Rupp in Record Time

With a victory over Fairleigh Dickinson on Dec. 7, 2019, Kentucky reached the 600-win mark at Rupp Arena faster than any other program in NCAA Division I level history. UK needed just 670 games to reach win No. 600 in Rupp Arena.

It took UCLA, which previously owned the fastest pace to 600 wins, 689 games in Pauley Pavilion. Only one other team, Kansas, achieved win No. 600 in fewer than 700 games at its home venue. The Jayhawks reached the significant win in their 699th game.

Cal Owns Longest Win Streaks in Rupp

With UK's 2011-12 season-opening victory over Marist, UK head coach John Calipari recorded his 34th consecutive win in Rupp Arena as UK's head coach. It broke former UK head coach Rick Pitino's longest streak of 33 games in the venue.

The winning streak reached as long as 54 games. Calipari didn't suffer his first loss in Rupp Arena until losing to Baylor in his fourth season. The 54-game run, however, was his longest career home winning streak. He also had the second-longest streak in the arena as the Cats won 42 straight from March 4, 2014 to Nov. 25, 2016.

New Chairbacks, Fewer Seats

After receiving a \$16 million upgrade over the 2014-15 and 2015-16 seasons that enhanced the fan experience with the likes of a new Daktronics center-hung scoreboard, ribbons boards, new corner video boards and a new audio system, Rupp Arena is undergoing an additional transformation as a part of UK's new leasing agreement with the Lexington Center.

Chair-back seating in the upper-level sideline was installed in sections 211-217 and 228-234 for the 2019-20 season. Club areas will be available to season ticket holders starting with the 2020-21 season.

The new seating reduced Rupp Arena's capacity to 20,500.

Pack the House

Until reducing capacity for the 2019-20 season, Kentucky had led the nation in average home attendance in 20 of 24 seasons. That number included a Rupp Arena record of 24,110 in John Calipari's first season (2009-10) as head coach.

Kentucky averaged 20,160 fans during the 2019-20 season, the first season with a reduced capacity at 20,500. UK averaged 23,000-plus fans in seven of Calipari's first 10 seasons.

After receiving guidelines from state health officials, attendance for this season at Rupp Arena due to the COVID-19 pandemic will be up to 15% of normal arena capacity (3,075), which includes participants, essential personnel, media and a limited number of spectators.

The Top-Ranked Team at Home

Kentucky has lost just four times at home as the Associated Press top-ranked team in the history of the program and just three times in Rupp Arena. Prior to the losses to Evansville (Nov. 12) and UCLA (Dec. 3, 2016), both by three, the other two losses came by just one point.

The Wildcats are 54-3 all-time as the AP No. 1 team in Rupp Arena since its opening in 1976. The first loss was to Auburn, 53-52, on Jan. 9, 1988.

Coach Cal in Rupp Arena

It's been downright difficult to beat Kentucky in Rupp Arena during the John Calipari era. UK is 184-12 (.939) in Rupp Arena under Calipari.

- Kentucky is 22-5 (.815) vs. Associated Press Top 25 opponents in Rupp in the Calipari era
- UK is 162-7 (.959) vs. unranked teams in Rupp under Calipari
- The Wildcats are 95-5 (.950) at home vs. nonconference foes under Calipari
- Calipari notched his 100th career win in Rupp Arena as Kentucky's coach with the Wildcats' 110-75 rout of Auburn on Feb. 21, 2014. It took Calipari 104 games to reach the century mark, the fastest of any UK coach

Cal Passes Hall for Rupp Record

With a 101-70 victory over Cleveland State on Nov. 23, 2016, John Calipari passed former UK head coach Joe B. Hall for wins in Rupp Arena. Calipari currently has 184 wins inside the historic venue. Hall won 122.

2020-21 Opponent Breakdown

Morehead State (Nov. 25)

All-time games in Rupp Arena: 9
UK record in Rupp vs. MSU: 9-0
Last time in Rupp Arena: UK, 81-45 (11/25/20)

Richmond (Nov. 29)

All-time games in Rupp Arena: 1
UK record in Rupp vs. UR: 0-1
Last time in Rupp Arena: UR, 76-64

Notre Dame (Dec. 12)

All-time games in Rupp Arena: 5
UK record in Rupp vs. ND: 5-0
Last time in Rupp Arena: UK, 88-73 (1/18/03)

South Carolina (Dec. 29)

All-time games in Rupp Arena: 27
UK record in Rupp vs. USC: 25-2
Last time in Rupp Arena: UK, 76-48 (2/5/19)

Vanderbilt (Jan. 5)

All-time games in Rupp Arena: 42
UK record in Rupp vs. VU: 40-2
Last time in Rupp Arena: UK, 71-62 (1/29/20)

Alabama (Jan. 12)

All-time games in Rupp Arena: 32
UK record in Rupp vs. UA: 27-5
Last time in Rupp Arena: UK, 76-67 (1/11/20)

LSU (Jan. 23)

All-time games in Rupp Arena: 32
UK record in Rupp vs. LSU: 26-6
Last time in Rupp Arena: LSU, 73-71 (2/12/19)

Texas (Jan. 30)

All-time games in Rupp Arena: 1
UK record in Rupp vs. Texas: 1-0
Last time in Rupp Arena: UK, 63-51 (12/5/14)

Tennessee (Feb. 6)

All-time games in Rupp Arena: 44
UK record in Rupp vs. UT: 38-6
Last time in Rupp Arena: UT, 81-73 (3/3/20)

Arkansas (Feb. 9)

All-time games in Rupp Arena: 16
UK record in Rupp vs. UA: 13-3
Last time in Rupp Arena: UK, 70-66 (2/26/19)

Auburn (Feb. 13)

All-time games in Rupp Arena: 31
UK record in Rupp vs. AU: 29-2
Last time in Rupp Arena: UK, 73-66 (2/29/20)

Texas A&M (Feb. 23)

All-time games in Rupp Arena: Six
UK record in Rupp vs. TAMU: 4-2
Last time in Rupp Arena: UK, 85-74 (1/8/19)

Florida (Feb. 27)

All-time games in Rupp Arena: 44
UK record in Rupp vs. UF: 36-8
Last time in Rupp Arena: UK, 65-59 (2/22/20)



COACH CALIPARI

UK vs. AP Ranked Foes Under Cal

Record: 63-33 (.656)

vs. No. 15 Auburn	Feb. 29, 2020	W, 73-66
at No. 17 Auburn	Feb. 1, 2020	L, 75-66
at No. 18 Texas Tech	Jan. 25, 2020	W, 78-76 ^{OT}
vs. No. 3 Louisville	Dec. 28, 2019	W, 78-70 ^{OT}
vs. No. 5 Ohio State (Las Vegas)	Dec. 21, 2019	L, 71-65
vs. No. 1 Michigan State (New York)	Nov. 5, 2019	W, 69-62
vs. No. 14 Auburn (NCAAT)	March 31, 2019	L, 77-71 ^{OT}
vs. No. 11 Houston (NCAAT)	March 29, 2019	W, 62-58
vs. No. 19 Wofford (NCAAT)	March 23, 2019	W, 62-56
vs. No. 8 Tennessee (SECT)	March 16, 2019	L, 82-78
at No. 7 Tennessee	March 2, 2019	L, 71-52
vs. No. 1 Tennessee	Feb. 16, 2019	W, 86-69
vs. No. 19 LSU	Feb. 13, 2019	L, 73-71
vs. No. 9 Kansas	Jan. 26, 2019	W, 71-63
vs. No. 22 Mississippi State	Jan. 22, 2019	W, 76-55
at No. 14 Auburn	Jan. 19, 2019	W, 82-80
vs. No. 9 North Carolina (Chicago)	Dec. 22, 2018	W, 80-72
vs. No. 4 Duke (Indianapolis)	Nov. 6, 2018	L, 118-84
vs. No. 13 Tennessee (SECT)	March 11, 2018	W, 77-72
at No. 10 Auburn	Feb. 14, 2018	L, 76-66
vs. No. 15 Tennessee	Feb. 6, 2018	L, 61-59
at No. 7 West Virginia	Jan. 27, 2018	W, 83-76
at No. 23 Tennessee	Jan. 6, 2018	L, 76-65
vs. No. 4 Kansas (Chicago)	Nov. 14, 2017	L, 65-61
vs. No. 6 North Carolina (NCAAT)	March 26, 2017	L, 75-73
vs. No. 8 UCLA (NCAA)	March 24, 2017	W, 86-75
vs. No. 19 Wichita State (NCAAT)	March 19, 2017	W, 65-62
vs. No. 13 Florida	Feb. 25, 2017	W, 76-66
at No. 24 Florida	Feb. 4, 2017	L, 88-66
vs. No. 2 Kansas	Jan. 28, 2017	L, 79-73
vs. No. 24 South Carolina	Jan. 21, 2017	W, 85-69
at No. 10 Louisville	Dec. 21, 2016	L, 73-70
vs. No. 7 North Carolina (Las Vegas)	Dec. 17, 2016	W, 103-100
vs. No. 11 UCLA	Dec. 3, 2016	L, 97-92
vs. No. 13 Michigan State (New York)	Nov. 15, 2016	W, 69-48
vs. No. 14 Indiana (NCAAT)	March 19, 2016	L, 73-67
vs. No. 17 Texas A&M (SECT)	March 13, 2016	W, 82-77
at No. 4 Kansas	Jan. 30, 2016	L, 90-84
vs. No. 16 Louisville	Dec. 27, 2015	W, 75-73
vs. No. 5 Duke (Chicago)	Nov. 17, 2015	W, 74-63
vs. No. 3 Wisconsin (NCAAT)	April 4, 2015	L, 71-64
vs. No. 8 Notre Dame (NCAAT)	March 28, 2015	W, 68-66
vs. No. 20 West Virginia (NCAAT)	March 26, 2015	W, 78-39
vs. No. 21 Arkansas (SECT)	March 15, 2015	W, 78-63
vs. No. 18 Arkansas	Feb. 28, 2015	W, 84-67
at No. 4 Louisville	Dec. 27, 2014	W, 58-50
vs. No. 21 North Carolina	Dec. 13, 2014	W, 84-70
vs. No. 6 Texas	Dec. 5, 2014	W, 63-51
vs. No. 5 Kansas (Indianapolis)	Nov. 18, 2014	W, 72-40
vs. No. 18 UConn (NCAAT)	April 7, 2014	L, 60-54
vs. No. 12 Wisconsin (NCAAT)	April 5, 2014	W, 74-73
vs. No. 7 Michigan (NCAAT)	March 30, 2014	W, 75-72
vs. No. 5 Louisville (NCAAT)	March 28, 2014	W, 74-69
vs. No. 2 Wichita State (NCAAT)	March 23, 2014	W, 78-76
vs. No. 1 Florida (SECT)	March 16, 2014	L, 61-60
at No. 1 Florida	March 8, 2014	L, 84-65
vs. No. 3 Florida	Feb. 15, 2014	L, 69-59
vs. No. 4 Louisville	Dec. 28, 2013	W, 73-66
at No. 18 North Carolina	Dec. 14, 2013	L, 82-77
vs. No. 20 Baylor (Dallas)	Dec. 6, 2013	L, 67-62
vs. No. 2 Michigan St. (Chicago)	Nov. 12, 2013	L, 78-74
vs. No. 11 Florida	March 9, 2013	W, 61-57
at No. 7 Florida	Feb. 12, 2013	L, 69-52
at No. 16 Ole Miss	Jan. 29, 2013	W, 87-74
at No. 4 Louisville	Dec. 29, 2012	L, 80-77
vs. No. 9 Duke (Atlanta)	Nov. 13, 2012	L, 75-68
vs. No. 6 Kansas (NCAAT)	April 2, 2012	W, 67-59
vs. No. 17 Louisville (NCAAT)	March 31, 2012	W, 69-61
vs. No. 9 Baylor (NCAAT)	March 25, 2012	W, 82-70
vs. No. 16 Indiana (NCAAT)	March 23, 2012	W, 87-71
vs. No. 22 Florida (SECT)	March 10, 2012	W, 74-71
at No. 16 Florida	March 4, 2012	W, 74-59
vs. No. 8 Florida	Feb. 7, 2012	W, 78-58
vs. No. 4 Louisville	Dec. 31, 2011	W, 69-62
vs. No. 5 North Carolina	Dec. 3, 2011	W, 73-72
vs. No. 12 Kansas (New York)	Nov. 15, 2011	W, 75-65
vs. No. 9 UConn (NCAAT)	April 2, 2011	L, 56-55
vs. No. 7 North Carolina (NCAAT)	March 27, 2011	W, 76-69
vs. No. 1 Ohio State (NCAAT)	March 25, 2011	W, 62-60
vs. No. 22 West Virginia (NCAAT)	March 19, 2011	W, 71-63
vs. No. 12 Florida (SECT)	March 13, 2011	W, 70-54
vs. No. 21 Vanderbilt	March 1, 2011	W, 68-66
vs. No. 13 Florida	Feb. 26, 2011	W, 76-68
at No. 21 Vanderbilt	Feb. 12, 2011	L, 81-77
at No. 22 Louisville	Dec. 31, 2010	W, 78-63
vs. No. 23 Notre Dame (Louisville)	Dec. 8, 2010	W, 72-58
vs. No. 13 Washington (Maui)	Nov. 23, 2010	W, 74-67
vs. No. 6 West Virginia (NCAAT)	March 27, 2010	L, 73-66
vs. No. 15 Tennessee (SECT)	March 13, 2010	W, 74-45
at No. 19 Tennessee	Feb. 27, 2010	L, 74-65
at No. 17 Vanderbilt	Feb. 20, 2010	W, 58-56
vs. No. 12 Tennessee	Feb. 13, 2010	W, 73-62
vs. No. 25 Ole Miss	Feb. 2, 2010	W, 85-75
vs. No. 21 Vanderbilt	Jan. 30, 2010	W, 85-72
vs. No. 14 UConn (New York)	Dec. 9, 2009	W, 64-61
vs. No. 10 North Carolina	Dec. 5, 2009	W, 68-66

Calipari's Record at Kentucky ...

vs. No. 1	3-2	vs. Top 25	63-33
vs. Top 3	5-6	Home	22-5
vs. Top 5	12-11	Away	8-13
vs. Top 10	25-20	Neutral	33-15
vs. Top 15	40-24	SEC Tourney	5-2
vs. Top 20	52-30	NCAA Tourney	17-7

Calipari Named 2020 SEC, USBWA District IV, NABC District 20 Coach of the Year

Unflinching to early growing pains when his team stumbled out of the gate and resolute in his belief in his players and the annual process of preparing young teams for March, John Calipari was recognized for another stellar coaching job in 2019-20 by winning Southeastern Conference Coach of the Year, U.S. Basketball Writers Association District IV Coach of the Year and National Association of Basketball Coaches District 20 Coach of the Year honors.

It was Calipari's fourth SEC Coach of the Year award at Kentucky and his 10th conference coach of the year honors in 28 seasons as a college head coach.

Calipari was also a semifinalist for the Naismith Coach of the Year for a second consecutive season. He is one of just two coaches to win the Naismith Coach of the Year three times (Duke's Mike Krzyzewski is the other).

Calipari guided the Wildcats to a 25-6 regular season in 2019-20 that included a 15-3 league record, an SEC regular-season championship, an 8-2 record on the road and a top-10 national ranking.

Calipari Ahead of the Pack at Kentucky

Through 11 years at Kentucky, John Calipari's time in Lexington has been every bit as successful -- and more -- as fans hoped it would when he agreed to become the head coach at Kentucky in the spring of 2009.

By just about every measure, he's the most successful coach in college basketball during the last decade. Among schools who have been to at least two Elite Eights and a Final Four since 2009-10, Calipari ranks:

- First in NCAA Tournament wins (31)
- First in Final Four appearances (four)
- First in Elite Eight appearances (seven)
- First in Sweet 16 appearances (eight)
- Second in league tournament titles (six)
- Third in wins (331) as of Nov. 29, 2020
- Third in regular-season conference titles (six)
- Fourth in NCAA titles (one)

Calipari Named Coach of the Decade

Underscored by more victories than any other coach or program in his first 10 seasons at the helm at Kentucky, more Final Four appearances, a record number of NBA Draft picks, and the 2012 national championship, John Calipari was named the College Basketball Coach of the Decade by Sporting News in January 2020.

In a piece penned by national writer Mike DeCourcy, Sporting News credited Calipari for changing the college basketball landscape. Detailing Calipari's success -- what DeCourcy described as a "college basketball revolution" -- DeCourcy wrote that "no one defined the 2010s in the same way as Calipari ... nor achieved the same degree of consistent success."

In an era where kids can enter the NBA Draft at 19 years old, Calipari masterfully balances the priority of players' long-term professional dreams with individual and team development, leading to on-court success that no other team has matched.

"I knew we were going to make the program -- and I said it at the press conference -- it was going to be a players-first program," Calipari told Sporting News. "We were going to make decisions based on them and their needs. And it's not just about the name on the front. It'll be about the name on the back. That's how we're going to do this."

First-Ballot Hall of Famer

Kentucky men's basketball coach John Calipari joined basketball's fraternity of legends in September 2015 after being elected to the Naismith Memorial Basketball Hall of Fame on the first ballot.

Calipari joined an elite group of basketball players and coaches in the Naismith Hall of Fame, considered to be one of the ultimate honors in the sport. The Class of 2015 included Calipari, Dick Bevetta, Wildcat Louie Dampier, Lindsay Gaze, Tom Heinsohn, John Isaacs, Spencer Haywood, Lisa Leslie, Dikembe Mutombo, George Raveling and JoJo White.

Moving Up the Kentucky Career Wins, Games Coached List

With an 80-53 victory vs. Auburn on Feb. 23, 2019, John Calipari moved past Joe B. Hall for the second-most wins in program history. Calipari trails only the legendary Adolph Rupp (876 wins) for the most wins at UK and earned win No. 300 at Ole Miss on March 5, 2019. When Calipari tied Hall with his 297th win at Missouri on Feb. 19, 2019, he did so 32 games faster than Hall and just two games slower than Rupp.

Although he's still climbing the charts, he's doing it nearly as fast as anyone else in NCAA history. With the aforementioned win over Ole Miss, Calipari became the fourth-fastest coach to 300 wins (369 games) at one program in NCAA history. Only Bill Self (358 games at Kansas), Claire Bee (359 games at Long Island) and Rupp (366 at UK) got there faster.

Calipari also passed Hall for the second-most coached games at UK. Hall's 13-year career with the Wildcats ended with his 397th game. Calipari and Kentucky's win over Mississippi State on Feb. 4, 2020, marked his 398th career game at the UK helm. Rupp is first in games coached with a 41-season tenure spanning 1,066 career games.

700 Victories and Counting

With Kentucky's win over UIC on Nov. 26, 2017, John Calipari reached 700 on-court wins. At the time he was one of just 41 coaches, regardless of NCAA level of classification, to reach that barrier. Only 29 coaches have done it with at least 10 seasons at the Division I level.

Calipari became the fourth-fastest coach to 700 on-court wins ever. Only Adolph Rupp (836 games), Jerry Tarkanian (876 games) and Roy Williams (879 games) did it faster.

Calipari is currently the only coach in NCAA history with at least 189 victories at three different schools.

ON PACE WITH THE BARON OF THE BLUEGRASS

Legendary coach Adolph Rupp won 876 career games while he was the coach of UK. He also led Kentucky to four NCAA titles during his 41-year tenure. John Calipari is just behind pace with Rupp to begin his career at UK in total victories. Calipari (.809) is slightly behind Rupp (.822) in total UK career winning percentage.

Coach	Games	Record	Next Game (410th Game)
Adolph Rupp	409	339-70	def. Tennessee 69-42 (Feb. 14, 1948)
John Calipari	409	331-78	vs. Kansas (Dec. 1)



COACH CALIPARI

With a Sweet 16 win over Houston in the 2019 NCAA Tournament, Calipari and the Cats clinched a 30-win season for the fifth time as UK's head coach. Calipari has 11 seasons with 30 or more on-court wins. Only Krzyzewski (15) and Roy Williams (12) have more 30-win seasons as an active head coach. Calipari is the first coach in NCAA Division I history to record five straight on-court 30-win seasons, notching 30 wins in consecutive seasons from 2005-06 to 2009-10.

There's No Place Like Home

Since his 1991-92 season at UMass, John Calipari-coached teams have posted a 394-33 (.923) record at home. At UK, Coach Cal is 184-12 (.939) in Rupp Arena.

In five of Calipari's 12 seasons at Kentucky, the Wildcats have posted an undefeated record at home, including a school-record 19-0 mark during the 2014-15 season.

Calipari owns both of UK's longest winning streaks in the arena. He began his career at UK with a 54-game winning streak at Rupp Arena. It was the longest winning streak since the arena opened in 1976. With a win over Georgia on Feb. 9, 2016, he secured the second-longest streak in the storied building at 34 games (which ended at 42).

Coach	Streak (Yrs)
1. John Calipari	54 (2010-13)
2. John Calipari	42 (2014-17)
3. Rick Pitino	33 (1992-94)
4. Joe B. Hall	30 (1981-82)
5. Rick Pitino	27 (1995-97)

Life Away From Home Isn't So Bad Either

As good as John Calipari's team's have been at home, they're pretty good in hostile environments on the road. Dating back to the 2005-06 season, Calipari has recorded a 108-47 (.697) record on the road. At neutral-site venues, Kentucky is 78-23 (.772) under Calipari.

Calipari at No. 1

John Calipari is one of just two coaches (Frank McGuire) to lead three programs to a No. 1 ranking.

Calipari has led seven of his 11 UK teams to the No. 1 ranking and eight of his last 13 teams to the top (he's done it 10 times overall). When Coach Cal's teams are at the top, they're difficult to knock off:

- Calipari is 110-13 (.894) as the top-ranked Associated Press Top 25 coach in the country
- He's 69-8 (.896) when his team is atop the AP Top 25 as UK's head coach
- Calipari tallied a 32-4 mark at UMass at No. 1 and he was 9-1 at Memphis
- He (110) trails only Duke's Mike Krzyzewski (219) in active coaches with victories at No. 1
- Calipari has coached 123 career games as a No. 1 team, fourth most in NCAA history, trailing Krzyzewski (254), John Wooden (228) and Adolph Rupp (127)
- Among coaches who have owned a No. 1 ranking in at least 119 games, Calipari's winning percentage of .894 trails only Wooden (.952) and is ahead of active coach Krzyzewski (.862)
- Calipari is 6-4 vs. the AP top-ranked team in the land, including 3-2 at Kentucky after defeating Michigan State on Nov. 5
- According to ESPN, his .600 winning percentage against the No. 1 ranked team is the best for any head coach

The Success Rate

John Calipari has graduated 100% of the players (20 of 20) who have been eligible to receive their diploma by the end of their senior years and exhausted their athletic eligibility. Of that group, Brad Calipari, Patrick Patterson, Jarrod Polson and Alex Poythress completed their degrees in three years.

In the NCAA's Academic Progress Rate, which measures eligibility, retention and graduation, Kentucky has posted a single-year Academic Progress Rate of 977 or higher in every season under Calipari, including a perfect 1,000 in six of the last seven single-year reports. UK's four-year composite score in the most recent report, which was released in May 2020, was a 994 out of 1,000, earning the team an NCAA academic award for the sixth year in a row for finishing in the top 10% of Division I men's basketball programs.

Dream Maker

As someone who prides himself on helping young men reach their dreams, John Calipari has helped 52 players earn selection in the NBA Draft during his college coaching career, including 41 in his first 11 seasons at Kentucky, more than any other coach.

- Four No. 1 overall selections (Derrick Rose, John Wall, Anthony Davis and Karl-Anthony Towns) during the nine drafts from 2008 to 2016. No other coach has more than three No. 1 picks
- In 2010, five of his UK players were selected in the first round for the first time in NBA history
- His six players in the 2012 and 2015 NBA drafts are the most in the two-round era
- Churned out 41 NBA Draft picks, 31 first-rounders, three No. 1 selections, seven top-five picks and 21 lottery picks at Kentucky
- Of the 66 players who have finished their college careers at Kentucky under Calipari (through the 2019-20 season), 41 have been selected in the NBA Draft, a 62.1% success rate. Another six of those made the NBA, and the majority of the rest were walk-ons
- Of the 28 players at UK who have declared for the NBA Draft after their freshman seasons, 26 have been first-round picks. All previous players (not including Maxey) have played game in the NBA. He is 30 for 32 in that regard when including his players from Memphis
- Only coach to produce the top two picks in the same draft (2012 - Anthony Davis and Michael Kidd-Gilchrist)
- Produced a top-10 pick in 12 straight drafts from 2008-19, the only school to do so during that time period
- Seven of his former players have been named NBA All-Stars (23 total), five have been tabbed All-NBA, three have been named NBA Rookie of the Year, and 14 players from Calipari's first 10 teams at Kentucky have made the NBA All-Rookie teams. Derrick Rose was named NBA MVP in 2011 and Anthony Davis won NBA All-Star MVP honors in 2017

Recruiting Trail

The Wildcats have signed more top-25 players under John Calipari's leadership than any other school. Nearly a quarter of all Rivals' top-10 prospects nationally over the past 12 classes have signed with Coach Cal and the Cats. The following list does not include transfers (freshman signees only).

PLAYER (YEAR)	ESPN	RIVALS	247	MCD	JB
Daimion Collins ('21)	24	10	19		
Nolan Hickman ('21)	61	52	30		
Bryce Hopkins ('21)	32	30	39		
Devin Askew ('20)	26	33	37		Y
Brandon Boston Jr. ('20)	7	5	6	Y	Y
Terrence Clarke ('20)	10	8	10	Y	Y
Cam'Ron Fletcher ('20)	61	49	80		
Isaiah Jackson ('20)	34	28	34		Y
Lance Ware ('20)	46	36	43		
Kareem Watkins ('20)	NR@	NR@	NR@		
Dontaie Allen ('19)	NR	68	98		
Keion Brooks Jr. ('19)	36	29	14		Y
Brennan Canada ('19)	NR@	NR@	NR@		
Johnny Juzang ('19)	30	34	31		
Tyrese Maxey ('19)	13	10	10	Y	Y
Kahlil Whitney ('19)	12	14	11	Y	Y
Ashton Hagans ('18)	20	13	12		
Tyler Herro ('18)	30	36	38		Y
Keldon Johnson ('18)	7	15	18	Y	Y
EJ Montgomery ('18)	14	11	6	Y	Y
Zan Payne ('18)	NR	NR	NR		
Immanuel Quickley ('18)	25	22	19	Y	
Jemarl Baker Jr. ('17)	66	82	90		
Hamidou Diallo ('17)	11~	10~	11		
Shai Gilgeous-Alexander ('17)	35	34	20		
Quade Green ('17)	24	22	33	Y	Y
Kevin Knox ('17)	10	10	18	Y	Y
Nick Richards ('17)	17	17	15	Y	Y
Jarrod Vanderbilt ('17)	19	14	12	Y	Y
PJ Washington ('17)	12	15	9	Y	Y
Bam Adebayo ('16)	5	7	12	Y	Y
Brad Calipari ('16)	NR	NR	NR		
De'Aaron Fox ('16)	6	6	6	Y	Y
Wenyen Gabriel ('16)	14	13	14	Y	Y
Sacha Killeya-Jones ('16)	24	24	25	Y	Y
Malik Monk ('16)	9	9	10	Y	Y
Tai Wynyard ('16)	NR	NR	NR		
Isaiah Briscoe ('15)	13	10	16	Y	Y
Jonny David ('15)	NR@	NR@	NR@		
Isaac Humphries ('15)	49	NR^	62		
Skal Labissiere ('15)	2	1	2	Y	Y
Charles Matthews ('15)	42	48	74	Y	Y
Jamal Murray ('15)	NA^	9	10		
Devin Booker ('14)	18	29	22	Y	Y
Trey Lyles ('14)	6	13	17	Y	Y
Karl-Anthony Towns ('14)	9	5	2	Y	Y
Tyler Ulis ('14)	25	21	20	Y	Y
EJ Floreal ('13)	NR@	NR@	NR@		
Aaron Harrison ('13)	9	7	5	Y	Y
Andrew Harrison ('13)	5	5	3	Y	Y
Dominique Hawkins ('13)	NR	NR	151		
Dakari Johnson ('13)	7	9	8	Y	Y
Marcus Lee ('13)	25	19	14	Y	Y
Julius Randle ('13)	3	2	2	Y	Y
Derek Willis ('13)	NR	115	58		
James Young ('13)	8	11	10	Y	Y
Archie Goodwin ('12)	15	14	18	Y	Y
Willie Cauley-Stein ('12)	40	40	47		
Nerlens Noel ('12)	1	2	1	Y	Y
Alex Poythress ('12)	13	8	7	Y	Y
Anthony Davis ('11)	1	2	1	Y	Y
Michael Kidd-Gilchrist ('11)	4	3	2	Y	Y
Sam Malone ('11)	NR@	NR@	NR@		
Brian Long ('11)	NR@	NR@	NR@		
Marquis Teague ('11)	8	5	6	Y	Y
Kyle Wiltjer ('11)	19	22	21	Y	Y
Terrence Jones ('10)	9	13	8*	Y	Y
Enes Kanter ('10)	25	3	3*		
Brandon Knight ('10)	4	6	6*	Y	Y
Doron Lamb ('10)	29	21	28*	Y	Y
Jarrod Polson ('10)	NR@	NR@	NR*@		
Stacey Poole, Jr. ('10)	51	33	67*		
Eric Bledsoe ('09)	NR	23	37*		
DeMarcus Cousins ('09)	4	2	3*	Y	Y
Jon Hood ('09)	92	40	46*		
Daniel Orton ('09)	13	22	17*	Y	Y
John Wall ('09)	5	1	2*	Y	Y

Top-10 Players	23	26	25		
Top-25 Players	45	47	47		
Top-50 Players	57	61	60		
McDonald's All-Americans					37
Jordan Brand Classic All-Americans					44

* Scout.com ranking | ~ final ranking in the 2017 class before early enrollment | ^ reclassified after final rankings were released @ originally joined team as walk-on



COACH CALIPARI

Developing Talent

John Calipari hasn't just signed the best talent in the country while he's been at Kentucky; he's been the best at developing that talent and getting it ready for the next level.

Of the 39 top-25 Rivals.com players Kentucky has signed who have completed their college eligibility at UK, 33 were drafted and 26 were selected in the first round. But that's only half the story. Calipari's players don't just make it to the pros; they're better prepared than anyone else. The proof is in the numbers.

Entering the 2019-20 NBA season, Calipari's NBA pros had amassed more than \$2.26 billion in career NBA contracts, which doesn't include endorsement deals and overseas contracts. Of his UK players in the NBA, they had \$1.9 billion in guaranteed career contracts through the 2019-20 season. With free agency currently underway in the NBA, that number is expected to balloon again, especially after the recent max contracts De'Aaron Fox and Bam Adebayo landed.

There's more: Of UK's 21 lottery picks in the Calipari era, 16 have earned second contracts in the NBA with nine of them cashing in on max contracts. Of the four who haven't earned second contracts, all have been drafted in the last five years and are still on their rookie deal. Over the last 11 years, there have been 27 lottery picks who earned max contracts in the NBA. Nine of them attended Kentucky.

Double-Digit Win Streaks

John Calipari's teams have posted 19 streaks of 10 or more wins at Kentucky, Memphis and UMass, including seven at UK. They have won 15 or more straight games nine times, 20 or more six times, 25 or more five times, and 30 or more one time. Of course, the most famous streak was the 38-0 start during the 2014-15 season.

1. 38 Kentucky, 2014-15	6. 24 Kentucky, 2011-12	T10. 14 UMass, 1991-92	T16. 10 Kentucky, 2018-19
2. 27 Memphis, 2008-09	7. 19 Kentucky, 2009-10	T12. 12 Memphis, 2007-08	T16. 10 Kentucky, 2010-11
T3. 26 Memphis, 2007-08	8. 16 UMass, 1994-95	T12. 12 Memphis, 2002-03	T16. 10 Memphis, 2001-02
T3. 26 UMass, 1995-96	9. 15 Memphis, 2005-06	T12. 12 UMass, 1992-93	T16. 10 UMass, 1993-94
5. 25 Memphis, 2006-07	T10. 14 Kentucky, 2016-17	15. 11 Memphis, 2003-04	

Calipari Knows Defense

Defense has always been a staple of John Calipari-coached teams. Dating back to complete NCAA records beginning in 2001-02, Calipari's teams have been among national leaders in several critical defensive categories.

Year	FG% Def.	3PT FG% Def.	Rebound Margin	Scoring Margin	Blocks
2001-02 (UM)	13th (39.5)	N/A (29.3)	11th (+6.6)	15th (+11.2)	54th (4.4)
2002-03 (UM)	28th (40.6)	N/A (29.3)	44th (+4.1)	32nd (+8.0)	26th (5.1)
2003-04 (UM)	34th (40.5)	N/A (35.8)	58th (+3.4)	48th (+7.1)	20th (5.0)
2004-05 (UM)	4th (38.4)	N/A (32.7)	75th (+2.9)	62nd (+5.9)	13th (5.4)
2005-06 (UM)	2nd (38.0)	N/A (30.3)	9th (+6.7)	5th (+14.6)	8th (6.4)
2006-07 (UM)	12th (39.0)	N/A (31.3)	28th (+5.3)	5th (+5.8)	12th (5.9)
2007-08 (UM)	12th (39.1)	N/A (30.2)	16th (+6.2)	2nd (+18.0)	8th (6.1)
2008-09 (UM)	1st (37.1)	10th (30.0)	19th (+6.1)	2nd (+16.3)	7th (6.0)
2009-10 (UK)	3rd (37.8)	47th (31.3)	4th (+8.1)	6th (+14.3)	4th (7.2)
2010-11 (UK)	15th (39.4)	59th (32.4)	60th (+3.6)	13th (+11.4)	3rd (6.3)
2011-12 (UK)	1st (37.4)	67th (31.8)	12th (+6.8)	1st (+16.8)	1st (8.6)
2012-13 (UK)	30th (39.2)	104th (32.4)	48th (+4.3)	48th (+8.2)	3rd (6.6)
2013-14 (UK)	59th (41.1)	67th (32.2)	2nd (+9.4)	43rd (+8.2)	13th (5.9)
2014-15 (UK)	1st (35.4)	3rd (27.1)	15th (+6.8)	1st (+20.1)	2nd (6.9)
2015-16 (UK)	24th (39.7)	75th (32.6)	39th (+5.2)	17th (+11.4)	6th (5.8)
2016-17 (UK)	98th (42.4)	12th (30.6)	39th (+4.7)	9th (+13.4)	15th (5.3)
2017-18 (UK)	14th (40.4)	4th (30.1)	40th (+5.1)	68th (+6.5)	31st (4.8)
2018-19 (UK)	19th (40.0)	189th (34.3)	4th (+9.4)	21st (+11.1)	21st (4.8)
2019-20 (UK)	20th (39.4)	58th (30.7)	58th (+4.2)	40th (+8.3)	17th (4.9)
2020-21 (UK)	75th (39.3)	30th (21.7)	18th (+17.5)	81st (+12.0)	55th (4.5)

Calipari Perfect vs. Former Assistants

John Calipari has made it known that he doesn't enjoy coaching against friends. That hasn't stopped him from winning anyway. Calipari is 17-0 all-time when coaching against former assistants.

- Orlando Antigua - 1-0
- Tony Barbee - 8-0
- Bruiser Flint - 2-0
- Derek Kellogg - 1-0
- Chuck Martin - 2-0
- Josh Pastner - 1-0

#LaFamilia NBA Awards

NBA Player of the Year Derrick Rose	2011	All-NBA Rookie Team Tyler Herro (2nd) PJ Washington (2nd)	2020 2020	Anthony Davis (2nd) John Wall (2nd)	2015 2015	Anthony Davis John Wall	2014 2014
NBA Rookie of the Year Karl-Anthony Towns Tyreke Evans Derrick Rose	2016 2010 2009	Shai Gilgeous-Alexander (2nd) Jamal Murray (2nd) Karl-Anthony Towns (1st) Devin Booker (1st) Willie Cauley-Stein (2nd)	2019 2017 2016 2016 2016	Marcus Camby (1st) Marcus Camby (1st) Marcus Camby (2nd)	2007 2006 2005	Derrick Rose Derrick Rose Derrick Rose	2011 2011 2010
NBA Defensive Player of the Year Marcus Camby	2007	Nerlens Noel (1st) Anthony Davis (1st) Michael Kidd-Gilchrist (2nd) Brandon Knight (1st) DeMarcus Cousins (1st) John Wall (1st)	2015 2013 2013 2012 2011 2011	NBA All-Star Team Bam Adebayo Devin Booker Anthony Davis Anthony Davis Karl-Anthony Towns DeMarcus Cousins Anthony Davis	2020 2020 2020 2019 2019 2018 2018	All-Star Game MVP Anthony Davis	2017
NBA Cares Community Assist Award DeMarcus Cousins John Wall	2017 2016	Eric Bledsoe (2nd) Tyreke Evans (1st) Derrick Rose (1st) Marcus Camby (1st)	2011 2010 2010 1997	DeMarcus Cousins Anthony Davis John Wall DeMarcus Cousins Anthony Davis John Wall DeMarcus Cousins Anthony Davis John Wall DeMarcus Cousins Anthony Davis John Wall	2018 2018 2018 2017 2017 2016 2016 2015 2015 2015	Rising Stars Challenge MVP Jamal Murray John Wall Tyreke Evans	2017 2011 2010
All-NBA Team Anthony Davis (1st) Anthony Davis (1st) Karl-Anthony Towns (3rd) Anthony Davis (1st) John Wall (3rd) DeMarcus Cousins (2nd) Anthony Davis (1st) DeMarcus Cousins (2nd) Derrick Rose (1st) Derrick Rose (1st)	2020 2018 2018 2017 2017 2016 2015 2015 2012 2011	All-NBA Defensive Team Bam Adebayo (2nd) Anthony Davis (1st) Eric Bledsoe (2nd) Eric Bledsoe (1st) Anthony Davis (1st) Anthony Davis (2nd)	2020 2020 2020 2019 2018 2017	DeMarcus Cousins Anthony Davis John Wall DeMarcus Cousins Anthony Davis John Wall DeMarcus Cousins Anthony Davis John Wall	2018 2018 2018 2017 2017 2016 2016 2015 2015	Slam Dunk Contest Winner Hamidou Diallo John Wall	2019 2014
						3-Point Contest Winner Devin Booker	2018
						Skills Challenge Winner Bam Adebayo Karl-Anthony Towns	2020 2016



COACH CALIPARI

A “players-first” coach with a penchant for helping people reach their dreams, John Calipari, a Naismith Memorial Basketball Hall of Famer, has guided six teams to the Final Four, led one to a national championship and helped 52 players earn selection in the NBA Draft during his 28-year college coaching career.

Calipari guided Kentucky to its eighth national championship and his first national title in 2012. In becoming only the second coach in NCAA history to lead three different schools to the Final Four, he has racked up nearly 800 on-court victories, 20 NCAA Tournament on-court appearances, six Final Fours and numerous national coach of the year honors.

From UMass to Memphis and now Kentucky, Calipari’s career has been successful throughout, but his most recent run in Lexington has been the best stretch of his career. During Calipari’s first 11 seasons at UK, he’s led all coaches in NCAA Tournament wins (31), Final Fours (four), Elite Eights (seven) and Sweet 16s (eight). He’s in the top three in total wins (330) in that time span.

In 2015, Coach Cal led college basketball’s first ever 38-0 team, and became one of just three coaches to make four Final Fours in a five-year span. At the end of the season, Calipari became the 96th coach to join the Naismith Memorial Basketball Hall of Fame.

While building a program out of obscurity at Massachusetts, laying the foundation at Memphis and restoring luster at the sport’s greatest program at Kentucky, he totaled the second-most wins in NCAA history in the first 20 years of a college coaching career.

Quite honestly, though, Calipari’s on-court success overshadows a much more significant picture.

In his goal to lead a players-first program, he has helped more than 50 young men realize their dreams and reach the NBA level with 52 players earning NBA Draft selections, including a record five first-round draft picks in 2010. Two years later, six Wildcats heard their names called at the 2012 draft, the most in the two-round draft era. UK, with Calipari’s help, would tie those six picks again in 2015, including a record-tying four lottery selections. His four No. 1 overall picks are more than any other coach, and he’s had 41 players drafted during his first 11 years at Kentucky, including 31 first-round picks.

Calipari’s players have entered the league NBA-ready. His players have garnered 23 All-Star selections, with Anthony Davis winning the game’s MVP honor in 2017. Derrick Rose was named NBA MVP in 2011. Five of his players have been tabbed All-NBA, three have been named NBA Rookie of the Year, and 14 players from Calipari’s first 10 teams at Kentucky have made the NBA All-Rookie teams.

Much like he did at UMass, where his players graduated at nearly 80%, Calipari has stressed academics. Fifteen of his last 18 seniors at Memphis earned their bachelor’s degrees, and all 18 players at UK who were eligible to graduate by the end of their senior years walked away with a diploma in hand, including four players who earned their degree in just three years. Calipari’s teams routinely have posted a combined team grade-point average of 3.0 or better.

Calipari has raised millions of dollars to help the lives of those in need in the Commonwealth and beyond. He has had a particular passion to assist those impacted by natural disasters. For instance, in 2010, he used a telethon to raise more than \$1 million for victims of the devastating earthquake in Haiti. He followed that up with telethons in 2012, raising \$1 million for victims of Superstorm Sandy, and in 2017, for victims of Hurricane Harvey.

Calipari launched his foundation in 2012, and since then the foundation has worked with several key partners and donated more than \$1.5 million, a figure that does not include matching funds that have been contributed from individuals and corporations. In 2013, Calipari initiated hosting an annual alumni weekend around his basketball fantasy experience with the intent to raise money for charity. After generating \$350,000 for selected organizations and charities during the inaugural game, the weekend has generated millions of dollars for charity since its inception.

In 2019, when federal workers were without pay due to a government shutdown, he, his wife and his foundation assisted workers with financial help and grocery gift cards. He and his wife, Ellen, teamed up with Fayette County Public Schools to help families in need during the COVID-19 pandemic.

His latest efforts include spearheading the creation of the John McLendon Minority Leadership Initiative, a nationwide coach-driven initiative to provide minorities a jump-start to their careers through practical experiences, opportunities to build their network and instilling the values of John McLendon: integrity, education, leadership and mentorship. Participants in the initiative will be known as MLI Future Leaders.

In 2017, Coach Cal was named the head coach of the 2017 USA Basketball Men’s U19 World Cup Team, which finished third at the 2017 FIBA U19 World Cup in Cairo.

Author of five books, including the New York Times Best Seller “Players First: Coaching from the Inside Out,” Calipari is a master of communication and maximizing talent. He lives by the motto that “it’s never a matter of how far you have fallen, but instead it’s about how high you bounce back.”



BIOGRAPHICAL INFORMATION

Date of Birth: Feb. 10, 1959 | **Wife:** Ellen
Children: Erin, Megan, Brad

Education

Clarion State (1982)

Head Coaching Experience

University of Massachusetts (1989-96)

New Jersey Nets (NBA) (1997-99)

University of Memphis (2001-09)

University of Kentucky (2010-present)

COACHING AWARDS

- NABC District 20 Coach of the Year
- USBWA District IV Coach of the Year
- 2020 SEC Coach of the Year (Coaches)
- 2019 *The Sporting News* Coach of the Decade
- 2018 Naismith Hall of Fame 'Service Above Self' Honoree
- 2018 NABC Metropolitan Award
- 2015 Naismith Memorial Basketball Hall of Fame Inductee
- 2015 AP National Coach of the Year
- 2015 Naismith National Coach of the Year
- 2015 NABC National Coach of the Year
- 2015 *The Sporting News* National Coach of the Year
- 2015 Adolph Rupp National Coach of the Year
- 2015 SEC Coach of the Year (AP/Coaches)
- 2015 USBWA District IV Coach of the Year
- 2012 Nell & John Wooden Coach of the Year Leadership Award
- 2012 Naismith National Coach of the Year Finalist
- 2012 SEC Coach of the Year (AP/Coaches)
- 2010 Adolph Rupp National Coach of the Year
- 2010 Naismith National Coach of the Year Finalist
- 2010 SEC Coach of the Year (AP)
- 2010 *Sporting News* SEC Coach of the Year
- 2010 Yahoo! Sports SEC Coach of the Year
- 2010 USBWA District IV Coach of the Year
- 2009 NABC National Co-Coach of the Year
- 2009 *Sports Illustrated* National Coach of the Year
- 2009 Phelan National Coach of the Year
- 2009 Iba National Coach of the Year Finalist
- 2009 C-USA Coach of the Year
- 2008 Naismith National Coach of the Year
- 2008 C-USA Coach of the Year
- 2008 Iba National Coach of the Year Finalist
- 2008 Phelan National Coach of the Year Finalist
- 2007 Phelan National Coach of the Year Finalist
- 2007 USBWA District IV Coach of the Year
- 2007 *Basketball Times* South Region Coach of the Year
- 2006 C-USA Coach of the Year
- 2004 NABC District 7 Coach of the Year
- 1996 Naismith National Coach of the Year
- 1996 NABC National Coach of the Year
- 1996 *The Sporting News* National Coach of the Year
- 1996 Atlantic 10 Coach of the Year
- 1995 Naismith National Coach of the Year Finalist
- 1994 Naismith National Coach of the Year Finalist
- 1994 Atlantic 10 Coach of the Year
- 1993 USBWA District I Coach of the Year
- 1993 Atlantic 10 Coach of the Year
- 1992 Eastern Basketball Coach of the Year



COACH CALIPARI

NCAA DIVISION I ACTIVE WINNINGEST COACHES

(On-court by percentage - min. 10 yrs. at Division I level)

NO.	COACH/TEAM	YRS.	PCT.
1.	Mark Few/Gonzaga	21	.828
2.	John Calipari/Kentucky	28	.781
3.	Roy Williams/UNC	32	.778
4.	Mike Krzyzewski/Duke	45	.768
	Bill Self/Kansas	27	.768

*numbers at the conclusion of the 2019-20 season

SINCE 2005-06 ...

Since the 2005-06 season, John Calipari's on-court record ranks him as the winningest coach. Totals through games on Nov. 29.

COACH	RECORD
1. John Calipari	468-92
2. Bill Self	455-94
3. Mark Few	442-87
4. Mike Krzyzewski	437-104
5. Roy Williams	416-136

MISCELLANEOUS ON-COURT RECORDS

Overall On-Court Record: 776-218 (.781)
 March/April Record: 164-48 (.774)
 NCAAT Record: 56-19 (.747)
 Record in Conference Games: 359-107 (.770)
 Record in Conference Tournament: 57-12 (.826)

- Calipari owns the NCAA's most single-season wins with 38, tying his own record (Memphis in '08 and UK in '12) in 2015 with 38 wins. He owns the most single-season wins at UMass, Memphis and UK
- Calipari is the winningest coach in NCAA Division I history for a five-year span with 173 victories (2008-12)
- Calipari is the first coach in NCAA Division I history to record five straight on-court 30-win seasons. Memphis hit the 30-win plateau from 2006-09
- Calipari is one of only two coaches (Rick Pitino) to lead three different schools to a Final Four
- Calipari is one of only three coaches (John Wooden, Mike Krzyzewski) to go to four Final Fours in five seasons
- Calipari has advanced to the Sweet 16 in 12 of the last 14 NCAA Tournaments and the Elite Eight in 10 of the last 14
- Calipari started with a 54-0 record in Rupp Arena as head coach of the Wildcats
- Calipari has helped 41 players earn selection in the NBA Draft (31 first-round picks) over the last 11 seasons
- Calipari has more wins (327) in a 10-year period (2006-15) than any other coach in college basketball history
- Calipari is the fourth-fastest NCAA Division I men's basketball coach to reach 300 victories at a single school
- Calipari's 31 combined regular season and tournament league titles trail only Mark Few (35) of Gonzaga for the most among active coaches
- Calipari became the fourth-fastest coach to 700 on-court wins, behind Adolph Rupp, Jerry Tarkanian and Roy Williams
- Calipari has the second-most wins in school history, behind only Adolph Rupp
- Calipari's 31 NCAA Tournament wins are the most in school history. Rupp had 30

CAL IN CONFERENCE

SEC COACHES	CONFERENCE	Tournament	Conference
	CHAMPIONSHIPS	Championships	Coach of the Year
Nate Oats, Alabama	2	3	2
Eric Musselman, Arkansas	3	1	1
Bruce Pearl, Auburn	8	3	7
Michael White, Florida	3	0	3
Tom Crean, Georgia	3	0	3
John Calipari, Kentucky	16	15	10
Will Wade, LSU	1	0	1
Cuonzo Martin, Missouri	1	0	1
Kermit Davis, Ole Miss	7	4	4
Ben Howland, Mississippi State	7	4	3
Frank Martin, South Carolina	0	0	1
Rick Barnes, Tennessee	4	1	6
Buzz Williams, Texas A&M	1	0	0
Jerry Stackhouse, Vanderbilt	0	0	0
TOTALS	56	31	42

CALIPARI VS. ALL OPPONENTS

Abilene Christian 1-0	Furman 1-0	Mount St. Mary's 1-0	St. Joseph's 15-5
Alabama 17-4	George Mason 1-0	Murray State 1-0	St. Mary's 1-0
Albany 1-0	George Washington 8-9	Nevada 1-0	St. Peter's 1-0
Arizona 1-1	Georgetown 2-1	New Hampshire 5-0	Stanford 3-2
Arizona State 2-1	Georgia 19-2	New Mexico 1-0	Stephen F. Austin 1-0
Arkansas 13-6	Georgia Tech 2-1	New Orleans 1-0	Stony Brook 1-0
Arkansas-Little Rock 3-0	Gonzaga 4-0	NJIT 1-0	Syracuse 3-2
Arkansas-Pine Bluff 1-0	Grand Canyon 1-0	North Carolina 7-3	TCU 7-1
Arkansas State 4-0	Hampton 1-0	North Carolina State 1-0	Temple 13-11
Auburn 12-4	Hartford 2-0	North Dakota 1-0	Tennessee 17-12
Austin Peay 6-1	Harvard 2-0	North Texas 1-0	Tennessee State 1-0
Baylor 1-2	Hofstra 1-0	Northeastern 3-1	Tennessee Tech 1-0
Belmont 2-0	Holy Cross 4-1	Northern Kentucky 2-0	Texas 2-2
Boise State 1-0	Houston 17-3	Northwestern State 1-0	Texas A&M 10-3
Boston 7-1	Howard 1-0	Notre Dame 2-1	Texas Tech 1-0
Boston College 2-0	Illinois 1-1	Oakland 1-0	Towson State 1-0
Bradley 1-0	Illinois State 1-0	Ohio State 1-3	Troy 1-0
Bucknell 1-0	Indiana 3-2	Oklahoma 5-1	Tulane 16-0
Buffalo 3-0	Iowa 0-1	Oklahoma State 0-2	Tulsa 11-1
BYU 1-0	Iowa State 2-0	Old Dominion 2-0	UAB 15-3
Cal State Northridge 1-0	Jackson State 2-0	Ole Miss 16-4	UCF 5-0
Canisius 1-0	Kansas 4-6	Oral Roberts 1-0	UCLA 4-4
Central Conn. St. 2-0	Kansas State 2-1	Oregon State 1-0	UNC 1-0
Charlotte 2-3	Keene State 1-0	Pennsylvania 3-0	UNC Asheville 2-0
Chattanooga 2-0	Kentucky 2-4	Penn State 4-4	UNC Greensboro 2-0
Christian Brothers 2-0	La Salle 3-0	Pepperdine 1-0	UNC Wilmington 1-0
Cincinnati 6-7	Lafayette (Pa.) 1-0	Pittsburgh 2-1	USF 10-1
Cleveland State 4-0	Lamar 5-0	Portland 3-0	Utah 2-2
Coastal Carolina 1-0	LIU-Brooklyn 1-0	Princeton 2-0	Utah Valley 2-0
Colorado 1-1	Lipscomb 1-0	Providence 3-1	UTEP 5-0
Colorado State 0-1	Long Beach State 1-0	Purdue 2-1	UT Arlington 3-0
Columbia 1-0	Louisiana Tech 1-1	Radford 1-0	UT Martin 5-0
Connecticut 2-5	Louisville 17-7	Rhode Island 16-2	Valparaiso 1-0
Coppin State 1-0	Loyola 1-0	Rice 4-0	Vanderbilt 19-4
Cornell 1-0	Lowell 2-1	Richmond 1-1	Vermont 3-0
Dartmouth 1-0	LSU 12-3	Rider 1-0	Villanova 2-0
Davidson 1-0	Manhattan 2-0	Robert Morris 1-1	Virginia 0-1
Dayton 1-0	Marist 2-0	Rutgers 11-4	Virginia Tech 3-0
DePaul 4-2	Marquette 3-1	Saint Louis 4-3	VMI 1-0
Detroit 1-0	Marshall 6-0	Sam Houston State 1-0	Wake Forest 2-1
Drexel 2-0	Maryland 5-3	Samford 3-0	Washington 1-0
Duke 1-3	Massachusetts 1-0	Santa Clara 1-0	West Virginia 13-7
Duquesne 12-4	Memphis 1-0	Savannah State 1-0	Western Kentucky 2-0
East Carolina 7-0	Miami (Fla.) 0-1	Seton Hall 1-1	Wichita State 2-0
East Tennessee State 4-0	Miami (Ohio) 2-0	Siena 4-0	Winthrop 3-0
Eastern Kentucky 4-0	Michigan 1-0	SMU 7-0	Wisconsin 1-1
Eastern Michigan 2-0	Michigan State 3-1	South Carolina 14-4	Wofford 2-0
Evansville 0-1	Middle Tennessee 3-0	Southern Cal 2-0	Wright State 1-0
Fairfield 1-0	Milwaukee 1-0	South Connecticut 1-0	Xavier 2-2
Fairleigh Dickinson 1-0	Mississippi State 15-0	Southeastern Louisiana 3-0	Yale 1-0
Florida 19-8	Mississippi Valley St. 1-0	Southern Illinois 1-0	
Florida State 1-1	Missouri 10-3	Southern Miss 15-4	
Florida Tech 0-1	Monmouth 2-0	Southwest Texas St. 1-0	
Fordham 5-0	Montana State 1-0	St. Bonaventure 17-1	
Fort Wayne 1-0	Morehead State 3-0	St. John's 1-0	



JACOB TOPPIN

Sophomore | Forward | 6-9 | 194 lbs | Brooklyn, N.Y. | Rhode Island



[@JtoppinO](#) |
 [@jtoppin_0](#)

2020-21 SEASON/CAREER HIGHS*		
Points		
Season	2, MOREHEAD STATE (11/25/20)	
Career	12, 2x, last vs. ST. JOE'S (2/15/20)	
Rebounds		
Season	2, MOREHEAD STATE (11/25/20)	
Career	8, vs. RICHMOND (1/5/20)	
Field Goals		
Season	1, MOREHEAD STATE (11/25/20)	
Career	5, 2x, last vs. RICHMOND (1/5/20)	
Field Goals Attempted		
Season	4, MOREHEAD STATE (11/25/20)	
Career	11, vs. LSU (11/24/19)	
3-Point Field Goals		
Season	-	
Career	3, vs. ALABAMA (11/15/19)	
3-Point Field Goals Attempted		
Season	-	
Career	4, 3x, last at Fordham (2/26/20)	
Free Throws		
Season	-	
Career	5, vs. LIU BROOKLYN (11/5/19)	
Free Throws Attempted		
Season	-	
Career	6, vs. LIU BROOKLYN (11/5/19)	
Assists		
Season	1, MOREHEAD STATE (11/25/20)	
Career	3, at Fordham (2/26/20)	
Steals		
Season	1, MOREHEAD STATE (11/25/20)	
Career	1, 12x, last vs. MOREHEAD ST. (11/25/20)	
Blocked Shots		
Season	-	
Career	1, 12x, last at Fordham (2/26/20)	
Minutes Played		
Season	9, MOREHEAD STATE (11/25/20)	
Career	32, at Fordham (2/26/20)	
MISCELLANEOUS		
	2020-21	CAREER*
Dunks	-	14
Double-Figure Scoring Games	-	5
Double-Figure Rebounding Games	-	0
Games With Double-Double	-	0
Games Led UK in Scoring	-	0
Games Led UK in Rebounding	-	0
Games Led UK in Assists	-	2
Games Led UK in Steals	-	0
Games Led UK in Blocks	-	3
Games With 3+ Assists	-	1
Games With 3+ Blocks	-	0
Games With 3+ Steals	-	0
Games With 3+ Three-Pointers	-	1

*includes Rhode Island statistics

- Made his UK debut against Morehead State, registering two points with a pair of rebounds and a steal in eight minutes
- Granted immediate eligibility to play for Kentucky this season after transferring from Rhode Island
- Top vertical on the team with at 42.5 inches
- Immediate contributor as a freshman with Rhode Island, helping the team to a 21-9 record and 13-5 mark in the Atlantic 10
 - Appeared in all 30 games as a freshman
 - Averaged 5.1 points and 3.9 rebounds per game
 - Scored in double figures five times and made 13 3-pointers
 - Started and scored nine points, grabbed six rebounds, had three assists and hit the game-winning free throws with 6.6 seconds left in a 76-75 win at Fordham
 - Made his first career start and posted nine points and four rebounds against Davidson
 - Scored a career-high 12 points with eight rebounds against Richmond
- Averaged 15.6 points and 8.8 rebounds per game for Woodstock Academy his senior season
- Unranked prospect who received his first offer six months before signing a national letter of intent

BIO BLAST

Birthdate: May 8

Parents: Roni and Obadiah Toppin

Major: Undeclared/exploratory studies in agriculture

Secret talent ...
Can play the piano

Did you know ...
His favorite food is Italian

Need to know ...
Younger brother of 2020 National Player of the Year, Obi Toppin

Game-By-Game Statistics

Opponent	Date	GS	Min	FG-A	Pct.	3FG-A	Pct.	FT-A	Pct.	Off-Def-Tot	PF	Ast	TO	Blk	Stl	Pts
MOREHEAD ST.	11/25/20	9	1-4	.250	0-0	.000	0-0	.000	0-2-2	0	1	2	0	1	2	
RICHMOND	11/29/20	2	0-0	.000	0-0	.000	0-0	.000	0-1-1	0	0	1	0	0	0	

Career Statistics

Year	GP-GS	Min-Avg	FG-FGA	Pct	3FG-FGA	Pct	FT-FTA	Pct	Off-Def-Tot-Avg	PF-FO	Ast	TO	Blk	Stl	Pts	Avg
2019-20	30-3	556-18.5	55-129	.426	13-53	.245	29-45	.644	42-75-117-3.9	63-0	15	17	12	11	152	5.1
2020-21	2-0	11-5.5	1-4	.250	0-0	.000	0-0	.000	0-3-3-1.5	0-0	1	3	0	1	2	1.0
TOTAL	32-3	567-17.7	56-133	.421	13-53	.245	29-45	.644	42-78-120-3.8	63-0	16	20	12	12	154	4.8

DEVIN ASKEW

Freshman | Guard | 6-3 | 198 lbs | Sacramento, Calif. | Mater Dei

2

[@babydev5](#) | [@babydev](#)



2020-21 SEASON/CAREER HIGHS		
Points		
Season	12, MOREHEAD STATE (11/25/20)	
Career	12, MOREHEAD STATE (11/25/20)	
Rebounds		
Season	3, 2x, last vs. RICHMOND (11/29/20)	
Career	3, 2x, last vs. RICHMOND (11/29/20)	
Field Goals		
Season	5, MOREHEAD STATE (11/25/20)	
Career	5, MOREHEAD STATE (11/25/20)	
Field Goals Attempted		
Season	9, MOREHEAD STATE (11/25/20)	
Career	9, MOREHEAD STATE (11/25/20)	
3-Point Field Goals		
Season	2, MOREHEAD STATE (11/25/20)	
Career	2, MOREHEAD STATE (11/25/20)	
3-Point Field Goals Attempted		
Season	3, MOREHEAD STATE (11/25/20)	
Career	3, MOREHEAD STATE (11/25/20)	
Free Throws		
Season	2, RICHMOND (11/29/20)	
Career	2, RICHMOND (11/29/20)	
Free Throws Attempted		
Season	2, RICHMOND (11/29/20)	
Career	2, RICHMOND (11/29/20)	
Assists		
Season	4, MOREHEAD STATE (11/25/20)	
Career	4, MOREHEAD STATE (11/25/20)	
Steals		
Season	-	
Career	-	
Blocked Shots		
Season	-	
Career	-	
Minutes Played		
Season	36, RICHMOND (11/29/20)	
Career	36, RICHMOND (11/29/20)	
MISCELLANEOUS		
	2020-21	CAREER
Dunks	-	-
Double-Figure Scoring Games	1	1
Double-Figure Rebounding Games	-	-
Games With Double-Double	-	-
Games Led UK in Scoring	-	-
Games Led UK in Rebounding	-	-
Games Led UK in Assists	2	2
Games Led UK in Steals	-	-
Games Led UK in Blocks	-	-
Games With 3+ Assists	1	1
Games With 3+ Blocks	-	-
Games With 3+ Steals	-	-
Games With 3+ Three-Pointers	-	-

- Scored 12 points and dished out a team-high-tying four assists in his college debut vs. Morehead State
- Five-star prospect rating by ESPN
- Tabbed the No. 26 overall player in the 2020 class by ESPN and the consensus No. 1 point guard in the 2021 class prior to reclassifying
- Averaged 16.7 points, 6.3 assists and 4.9 rebounds in his senior season at Mater Dei High School
- Named to the Jordan Brand Classic roster
- Tabbed California Interscholastic Federation First Team as a senior and the Trinity League Player of the Year
- Led his team as a sophomore to the CIF Open Division Southern California Regional championship
- Directed his team to the Peach Jam finals in the summer of 2019 and averaged 11.6 points, 5.1 assists and 4.8 rebounds per game while shooting 41.4% from 3 in the Nike Elite Youth Basketball League

BIO BLAST

Birthdate: July 26

Parents: Katie and Brian Askew

Major: Finance

Superstition ...
Plays with a \$5 bill in his left sock

Did you know ...
His father played soccer at Fresno State and professionally

Good works ...
Participated in Anaheim Stadium Buddy Walks, helped serve food to the homeless in Santa Ana and assisted in coaching youth basketball

Game-By-Game Statistics

Opponent	Date	GS	Min	FG-A	Pct.	3FG-A	Pct.	FT-A	Pct.	Off-Def-Tot	PF	Ast	TO	Blk	Stl	Pts
MOREHEAD ST.	11/25/20	*	27	5-9	.556	2-3	.667	0-0	.000	0-3-3	1	4	4	0	0	12
RICHMOND	11/29/20	*	36	0-3	.000	0-2	.000	2-2	1.000	0-3-3	1	2	3	0	0	2

Career Statistics

Year	GP-GS	Min-Avg	FG-FGA	Pct	3FG-FGA	Pct	FT-FTA	Pct	Off-Def-Tot-Avg	PF-FO	Ast	TO	Blk	Stl	Pts	Avg
2020-21	2-2	63-31.5	5-12	.417	2-5	.400	2-2	1.000	0-6-6-3.0	2-0	6	7	0	0	14	7.0
TOTAL	2-2	63-31.5	5-12	.417	2-5	.400	2-2	1.000	0-6-6-3.0	2-0	6	7	0	0	14	7.0

BRANDON BOSTON JR.

Freshman | Guard | 6-3 | 185 lbs | Norcross, Ga. | Sierra Canyon

3

[@bboston_](#) | [@brandonboston](#)



2020-21 SEASON/CAREER HIGHS		
Points		
Season	20, RICHMOND (11/29/20)	
Career	20, RICHMOND (11/29/20)	
Rebounds		
Season	10, RICHMOND (11/29/20)	
Career	10, RICHMOND (11/29/20)	
Field Goals		
Season	8, RICHMOND (11/29/20)	
Career	8, RICHMOND (11/29/20)	
Field Goals Attempted		
Season	20, RICHMOND (11/29/20)	
Career	20, RICHMOND (11/29/20)	
3-Point Field Goals		
Season	-	
Career	-	
3-Point Field Goals Attempted		
Season	4, MOREHEAD STATE (11/25/20)	
Career	4, MOREHEAD STATE (11/25/20)	
Free Throws		
Season	4, RICHMOND (11/29/20)	
Career	4, RICHMOND (11/29/20)	
Free Throws Attempted		
Season	6, RICHMOND (11/29/20)	
Career	6, RICHMOND (11/29/20)	
Assists		
Season	2, RICHMOND (11/29/20)	
Career	2, RICHMOND (11/29/20)	
Steals		
Season	1, 2x, last vs. RICHMOND (11/29/20)	
Career	1, 2x, last vs. RICHMOND (11/29/20)	
Blocked Shots		
Season	-	
Career	-	
Minutes Played		
Season	38, RICHMOND (11/29/20)	
Career	38, RICHMOND (11/29/20)	
MISCELLANEOUS		
	2020-21	CAREER
Dunks	1	1
Double-Figure Scoring Games	2	2
Double-Figure Rebounding Games	1	1
Games With Double-Double	1	1
Games Led UK in Scoring	2	2
Games Led UK in Rebounding	1	1
Games Led UK in Assists	1	1
Games Led UK in Steals	1	1
Games Led UK in Blocks	-	-
Games With 3+ Assists	-	-
Games With 3+ Blocks	-	-
Games With 3+ Steals	-	-
Games With 3+ Three-Pointers	-	-

- Leads UK in scoring through the first two games with a 17.5 average and ranks second with 8.5 boards per game
- Posted his first career double-double with a game-high 20 points and 10 rebounds against Richmond
- Naismith Trophy preseason watch list
- One of 20 players on the NABC National Player of the Year preseason watch list
- Preseason All-SEC First Team selection by the coaches and the media
- Preseason All-America Third Team pick by CBS Sports and Stadium
- Preseason watch list for Julius Erving Award, presented annually to the nation's best small forward by the Naismith Memorial Basketball Hall of Fame
- Consensus five-star prospect and Kentucky's top-ranked player in the 2020 class
- Ranked as high as No. 5 overall by Rivals
- Averaged 19.7 points and 7.0 rebounds per game in helping lead Sierra Canyon to a 30-4 mark and a No. 2 national ranking as a senior
- Named the California Male Athlete of the Year and the California Basketball Player of the Year by USA Today. Was also tabbed a First Team Naismith All-American, Second Team Sports Illustrated All-American, SLAM Magazine All-American, California Mr. Basketball and the Gold Coast League MVP
- Selected to the McDonald's All American Game, the Allen Iverson Roundball Classic and the Jordan Brand Classic
- Averaged 22.8 points, 8.1 rebounds, 3.2 assists and 1.9 steals per game in the Nike Elite Youth Basketball League circuit prior to his senior season
- Earned 2018-19 MaxPreps Boys Basketball Junior All-American Team Honorable Mention distinction after averaging 18.4 points, 5.4 rebounds 1.9 steals while leading his previous high school in Norcross, Georgia, to the state semifinals as a junior

BIO BLAST

Birthday: November 28

Parents: Alissa and Brandon Boston Sr.

Major: Business management

Secret talent ...
Enjoys drawing

Did you know ...
He is interested in film and wants to one day own a production company

Superstitious ...
Eats candy before games and always has a dollar bill in his shoe

Game-By-Game Statistics

Opponent	Date	GS	Min	FG-A	Pct.	3FG-A	Pct.	FT-A	Pct.	Off-Def-Tot	PF	Ast	TO	Blk	Stl	Pts
MOREHEAD ST.	11/25/20	*	33	7-14	.500	0-4	.000	1-1	1.000	2-5-7	3	1	2	0	1	15
RICHMOND	11/29/20	*	38	8-20	.400	0-3	.000	4-6	.667	5-5-10	2	2	2	0	1	20

Career Statistics

Year	GP-GS	Min-Avg	FG-FGA	Pct	3FG-FGA	Pct	FT-FTA	Pct	Off-Def-Tot-Avg	PF-FO	Ast	TO	Blk	Stl	Pts	Avg
2020-21	2-2	71-35.5	15-34	.441	0-7	.000	5-7	.714	7-10-17-8.5	5-0	3	4	0	2	35	17.5
TOTAL	2-2	71-35.5	15-34	.441	0-7	.000	5-7	.714	7-10-17-8.5	5-0	3	4	0	2	35	17.5

TERRENCE CLARKE

Freshman | Guard | 6-7 | 194 lbs | Boston | Brewster Academy

5



[@terrenceclarke_](#) |
 [@tclarke](#)

2020-21 SEASON/CAREER HIGHS		
Points		
Season	15, RICHMOND (11/29/20)	
Career	15, RICHMOND (11/29/20)	
Rebounds		
Season	6, RICHMOND (11/29/20)	
Career	6, RICHMOND (11/29/20)	
Field Goals		
Season	5, 2x, last vs. RICHMOND (11/29/20)	
Career	5, 2x, last vs. RICHMOND (11/29/20)	
Field Goals Attempted		
Season	10, RICHMOND (11/29/20)	
Career	10, RICHMOND (11/29/20)	
3-Point Field Goals		
Season	-	
Career	-	
3-Point Field Goals Attempted		
Season	2, 2x, last vs. RICHMOND (11/29/20)	
Career	2, 2x, last vs. RICHMOND (11/29/20)	
Free Throws		
Season	5, RICHMOND (11/29/20)	
Career	5, RICHMOND (11/29/20)	
Free Throws Attempted		
Season	9, RICHMOND (11/29/20)	
Career	9, RICHMOND (11/29/20)	
Assists		
Season	4, MOREHEAD STATE (11/25/20)	
Career	4, MOREHEAD STATE (11/25/20)	
Steals		
Season	3, MOREHEAD STATE (11/25/20)	
Career	3, MOREHEAD STATE (11/25/20)	
Blocked Shots		
Season	-	
Career	-	
Minutes Played		
Season	35, RICHMOND (11/29/20)	
Career	35, RICHMOND (11/29/20)	
MISCELLANEOUS		
	2020-21	CAREER
Dunks	1	1
Double-Figure Scoring Games	2	2
Double-Figure Rebounding Games	-	-
Games With Double-Double	-	-
Games Led UK in Scoring	-	-
Games Led UK in Rebounding	-	-
Games Led UK in Assists	1	1
Games Led UK in Steals	2	2
Games Led UK in Blocks	-	-
Games With 3+ Assists	1	1
Games With 3+ Blocks	-	-
Games With 3+ Steals	1	1
Games With 3+ Three-Pointers	-	-

- Second on the team with a 13.5 scoring average
- Solid all-around game with 12 points and a game-high four assists and a game-high three steals in his collegiate debut vs. Morehead State
- Naismith Trophy preseason watch list
- Preseason watch list for Jerry West Award, presented annually to the nation's best shooting guard by the Naismith Memorial Basketball Hall of Fame
- Consensus five-star prospect who is ranked as high as No. 8 in the final Rivals rankings
- Tabbed to the Sports Illustrated All-American Third Team, Naismith All-American Honorable Mention, New England Preparatory School Athletic Council AAA Player of the Year and a NEPSAC AAA First Team selection
- Chosen for the McDonald's All American Game, the Allen Iverson Roundball Classic and the Jordan Brand Classic
- Member of the Brewster Academy team that won the 2019 National Prep Championships and led his team back to the 2020 finals with a 34-3 record before the COVID-19 pandemic canceled the rest of the event
- Averaged 16.2 points per game to go along with 5.1 rebounds and 3.7 assists per game in the 2019 Nike Elite Youth Basketball League

BIO BLAST

Birthday: September 6

Parents: Osmine Clarke and Adrian Briggs

Major: Communication

Did you know ...
He played Caribbean pan as a kid

Few of his favorites ...
The Fast and Furious series are his favorite movies and macaroni and cheese is his favorite food

Favorite memory as a hooper ...
Winning the 2019 national championship with Brewster Academy

Game-By-Game Statistics

Opponent	Date	GS	Min	FG-A	Pct.	3FG-A	Pct.	FT-A	Pct.	Off-Def-Tot	PF	Ast	TO	Blk	Stl	Pts
MOREHEAD ST.	11/25/20	*	31	5-9	.556	0-2	.000	2-5	.400	1-3-4	1	4	2	0	3	12
RICHMOND	11/29/20	*	35	5-10	.500	0-2	.000	5-9	.556	1-5-6	2	1	4	0	1	15

Career Statistics

Year	GP-GS	Min-Avg	FG-FGA	Pct	3FG-FGA	Pct	FT-FTA	Pct	Off-Def-Tot-Avg	PF-FO	Ast	TO	Blk	Stl	Pts	Avg
2020-21	2-2	66-33.0	10-19	.526	0-4	.000	7-14	.500	2-8-10-5.0	3-0	5	6	0	4	27	13.5
TOTAL	2-2	66-33.0	10-19	.526	0-4	.000	7-14	.500	2-8-10-5.0	3-0	5	6	0	4	27	13.5

DAVION MINTZ

Graduate Student | Guard | 6-3 | 196 lbs | Charlotte, N.C. | Creighton

10

[@deemintz1](#) | [@davion](#)



2020-21 SEASON/CAREER HIGHS*		
Points		
Season	10, MOREHEAD STATE (11/25/20)	
Career	21, vs. MARQUETTE (1/9/19)	
Rebounds		
Season	1, 2x, last vs. RICHMOND (11/29/20)	
Career	9, vs. VILLANOVA (2/24/18)	
Field Goals		
Season	2, MOREHEAD STATE (11/25/20)	
Career	8, vs. MARQUETTE (1/9/19)	
Field Goal Attempted		
Season	4, 2x, last vs. RICHMOND (11/29/20)	
Career	14, 2x, last at Villanova (2/6/19)	
3-Point Field Goals		
Season	2, MOREHEAD STATE (11/25/20)	
Career	5, vs. MARQUETTE (1/9/19)	
3-Point Field Goals Attempted		
Season	3, MOREHEAD STATE (11/25/20)	
Career	8, vs. MARQUETTE (1/9/19)	
Free Throws		
Season	4, MOREHEAD STATE (11/25/20)	
Career	7, vs. MARQUETTE (1/21/17)	
Free Throws Attempted		
Season	4, MOREHEAD STATE (11/25/20)	
Career	10, vs. UCLA (11/20/17)	
Assists		
Season	3, MOREHEAD STATE (11/25/20)	
Career	8, vs. MARQUETTE (1/21/17)	
Steals		
Season	1, 2x, last vs. RICHMOND (11/29/20)	
Career	6, at Marquette (3/3/19)	
Blocked Shots		
Season	-	
Career	2, vs. Loyola Chicago (3/19/19)	
Minutes Played		
Season	17, MOREHEAD STATE (11/25/20)	
Career	45, at Villanova (2/6/19)	
MISCELLANEOUS		
	2020-21	CAREER*
Dunks	-	7
Double-Figure Scoring Games	1	25
Double-Figure Rebounding Games	-	0
Games With Double-Double	-	0
Games Led UK in Scoring	-	1
Games Led UK in Rebounding	-	2
Games Led UK in Assists	-	21
Games Led UK in Steals	1	18
Games Led UK in Blocks	-	6
Games With 3+ Assists	1	41
Games With 3+ Blocks	-	0
Games With 3+ Steals	-	3
Games With 3+ Three-Pointers	-	5

*includes Creighton statistics

- Scored 10 points with a pair of 3-pointers against Morehead State in his first game as a Wildcat and first collegiate game since 2018-19
- Graduate transfer who redshirted for Creighton's Big East champion team that finished 24-7 after battling ankle injuries throughout the season
- Missed all of last season with an injury at Creighton
- 2020 Big Blue Madness 3-point contest champion
- Versatile guard who can play the point, off the ball, defend and shoot
- Most 185-pound bench lifts on the team with 14 reps
- Appeared in 97 career games with 79 starts at Creighton
 - In 2018-19, started all 35 games in the backcourt, averaging 9.7 points, 3.0 assists and 3.0 rebounds in 28.8 minutes per game
 - Ranked second on the team with 40 steals, third with 60 free throws made and fourth with 43 3-pointers made
 - Poured in a career-high 21 points and made 5 of 8 trifectas vs. No. 21 Marquette
 - As a sophomore, started all but one game at point guard and averaged 6.1 points, 3.2 rebounds and a team-high 3.1 assists per game
 - Led the Big East and ranked 15th nationally in assist-to-turnover ratio and also led the Big East in assist-to-turnover ratio in league play only

BIO BLAST

Birthday: June 30

Parents: Sean and Sandy Mintz

Major: Graduate degree in kinesiology and health promotion

Why No. 10 ...
Because it means complete and is one of his favorite numbers

Furry friend ...
Adopted a dog in 2020 and named her Kogji after Kobe and Gianna Bryant

What's playing pregame ...
Listens to Eric Thomas, a hip-hop motivational preacher, R&B, gospel

Game-By-Game Statistics

Opponent	Date	GS	Min	FG-A	Pct.	3FG-A	Pct.	FT-A	Pct.	Off-Def-Tot	Pf	Ast	TO	Blk	Stl	Pts
MOREHEAD ST.	11/25/20	17	2-4	.500	2-3	.667	4-4	1.000	0-1-1	1	3	2	0	1	10	
RICHMOND	11/29/20	9	0-4	.000	0-2	.000	0-0	.000	1-0-1	1	0	0	0	1	0	

Career Statistics

Year	GP-GS	Min-Avg	FG-FGA	Pct	3FG-FGA	Pct	FT-FTA	Pct	Off-Def-Tot-Avg	Pf-FO	Ast	TO	Blk	Stl	Pts	Avg
2016-17	29-12	354-12.2	30-78	.385	9-25	.360	26-33	.788	1-31-32-1.1	35-0	52	34	4	15	95	3.3
2017-18	33-32	696-21.1	61-151	.404	19-54	.352	60-82	.732	8-96-104.32	44-1	102	36	3	14	201	6.1
2018-19	35-35	1009-28.8	119-286	.416	43-124	.347	60-83	.723	18-87-105-3.0	70-0	105	76	4	40	341	9.7
2020-21	2-0	26-13.0	2-8	.250	2-5	.400	4-4	1.000	1-1-2-1.0	2-0	3	2	0	2	10	5.0
TOTAL	99-79	2085-21.1	212-523	.405	73-208	.351	150-202	.743	28-215-243-2.5	151-1	262	148	11	71	647	6.5

DONTAIE ALLEN

R-Freshman | Guard | 6-6 | 198 lbs | Falmouth, Ky. | Pendleton County

11

[@DontaieAllen11](#) |
 [@dontaieallen11](#) |
 [@tay.allen.3139](#)



2020-21 SEASON/CAREER HIGHS		
Points		
Season	4, MOREHEAD STATE (11/25/20)	
Career	4, MOREHEAD STATE (11/25/20)	
Rebounds		
Season	1, MOREHEAD STATE (11/25/20)	
Career	1, MOREHEAD STATE (11/25/20)	
Field Goals		
Season	1, MOREHEAD STATE (11/25/20)	
Career	1, MOREHEAD STATE (11/25/20)	
Field Goal Attempted		
Season	3, MOREHEAD STATE (11/25/20)	
Career	3, MOREHEAD STATE (11/25/20)	
3-Point Field Goals		
Season	1, MOREHEAD STATE (11/25/20)	
Career	1, MOREHEAD STATE (11/25/20)	
3-Point Field Goals Attempted		
Season	3, MOREHEAD STATE (11/25/20)	
Career	3, MOREHEAD STATE (11/25/20)	
Free Throws		
Season	1, MOREHEAD STATE (11/25/20)	
Career	1, MOREHEAD STATE (11/25/20)	
Free Throws Attempted		
Season	2, MOREHEAD STATE (11/25/20)	
Career	2, MOREHEAD STATE (11/25/20)	
Assists		
Season	-	
Career	-	
Steals		
Season	-	
Career	-	
Blocked Shots		
Season	-	
Career	-	
Minutes Played		
Season	6, MOREHEAD STATE (11/25/20)	
Career	6, MOREHEAD STATE (11/25/20)	
MISCELLANEOUS		
	2020-21	CAREER
Dunks	-	-
Double-Figure Scoring Games	-	-
Double-Figure Rebounding Games	-	-
Games With Double-Double	-	-
Games Led UK in Scoring	-	-
Games Led UK in Rebounding	-	-
Games Led UK in Assists	-	-
Games Led UK in Steals	-	-
Games Led UK in Blocks	-	-
Games With 3+ Assists	-	-
Games With 3+ Blocks	-	-
Games With 3+ Steals	-	-
Games With 3+ Three-Pointers	-	-

- Knocked down a 3-pointer and scored four points in his collegiate debut in a win over Morehead State
 - First action in any official game -- high school or college -- since December 2018
- Redshirted his freshman year after suffering a torn ACL in his left knee during his senior high school season, limiting his final year to just 13 games
- Made his debut in practice in at the beginning of January but did not play
- Top-100 prospect by Recruiting Services Consensus Index
- Became the first in-state signee for Kentucky since 2013
- 18th player in program history to earn Kentucky Mr. Basketball honors
- All-State First Team selection
- Concluded high school career with 3,255 points, 11th all-time in state history
 - Also snared 1,228 career rebounds, the 22nd-best mark in state history
- Averaged 42.9 points and 14.2 boards per game during his senior season
 - Dropped 50 or more points in six of his first 12 games
- Averaged 31.8 points and 11.4 rebounds per game during his junior season
 - Shot 59.1% from the floor and 39.6% from 3-point range
- Great size and frame, including an 86.5-inch wingspan and a team-high hand width of 11.5 inches

BIO BLAST

Birthday: November 5

Parents: April and Tony Thomas

Major: Communication

Most prized possession ...
His shoe collection

Why No. 11 ...
Because it's his favorite number, No. 1, twice

Inked ...
His favorite tattoo is the one of him on his left shoulder sitting on a basketball

Game-By-Game Statistics

Opponent	Date	GS	Min	FG-A	Pct.	3FG-A	Pct.	FT-A	Pct.	Off-Def-Tot	PF	Ast	TO	Blk	Stl	Pts
MOREHEAD ST.	11/25/20	6	1-3	.333	1-3	.333	1-2	.500	1-0-1	1	0	1	0	0	0	4
RICHMOND	11/29/20									DNP - Coach's decision						

Career Statistics

Year	GP-GS	Min-Avg	FG-FGA	Pct	3FG-FGA	Pct	FT-FTA	Pct	Off-Def-Tot-Avg	PF-FO	Ast	TO	Blk	Stl	Pts	Avg
2020-21	1-0	6-6.0	1-3	.333	1-3	.333	1-2	.500	1-0-1-1.0	1-0	0	1	0	0	4	4.0
TOTAL	1-0	6-6.0	1-3	.333	1-3	.333	1-2	.500	1-0-1-1.0	1-0	0	1	0	0	4	4.0

KEION BROOKS JR.

Sophomore | Forward | 6-7 | 205 lbs | Fort Wayne, Ind. | La Lumiere

12



[@KeionB_12](#) | [@klbj.xii](#)

2020-21 SEASON/CAREER HIGHS		
Points		
Season	-	
Career	15, vs. FAIRLEIGH DICKINSON (12/7/19)	
Rebounds		
Season	-	
Career	9, at Tennessee (2/8/20)	
Field Goals		
Season	-	
Career	6, vs. FAIRLEIGH DICKINSON (12/7/19)	
Field Goals Attempted		
Season	-	
Career	11, vs. FAIRLEIGH DICKINSON (12/7/19)	
3-Point Field Goals		
Season	-	
Career	2, at Florida (3/7/20)	
3-Point Field Goals Attempted		
Season	-	
Career	2, 6x, last at Florida (3/7/20)	
Free Throws		
Season	-	
Career	4, at Arkansas (1/28/20)	
Free Throws Attempted		
Season	-	
Career	6, 2x, last at Arkansas (1/28/20)	
Assists		
Season	-	
Career	1, 6x, last vs. Ohio State (12/21/19)	
Steals		
Season	-	
Career	2, 2x, last at Florida (3/7/20)	
Blocked Shots		
Season	-	
Career	2, vs. Ohio State (12/21/19)	
Minutes Played		
Season	-	
Career	27, at Florida (3/7/20)	
MISCELLANEOUS		
	2020-21	CAREER
Dunks	-	9
Double-Figure Scoring Games	-	5
Double-Figure Rebounding Games	-	0
Games With Double-Double	-	0
Games Led UK in Scoring	-	0
Games Led UK in Rebounding	-	2
Games Led UK in Assists	-	0
Games Led UK in Steals	-	2
Games Led UK in Blocks	-	2
Games With 3+ Assists	-	0
Games With 3+ Blocks	-	0
Games With 3+ Steals	-	0
Games With 3+ Three-Pointers	-	0

- Limited in the preseason with a leg injury and did not play in the first two games
 - Calipari on his status: "I do not believe he'll be here the first week. It's day-to-day kind of stuff, but he hasn't done live stuff yet. So, we've gotta get him doing live stuff even though he's conditioning and all the other stuff. Until he's in there, I don't feel comfortable"
- Played in all 31 games with six starts and five double-figure scoring games in his freshman season
 - Played a career-high 27 minutes in the 18-point comeback at Florida, posting his fifth double-figure scoring game of the season with 10 points, including a career-high two 3-pointers
 - After coming up with a key defensive rebound, hit the game-clinching free throws in the final seconds vs. Ole Miss
 - Grabbed a career-high nine rebounds in 26 minutes at Tennessee
 - Emerged as a spark in the games at Arkansas and vs. Georgia, posting 10 points and seven rebounds vs. the Razorbacks and eight points and five rebounds vs. the Bulldogs, igniting game-changing runs in both games
 - Scored a career-high 15 points to go along with five rebounds vs. Fairleigh Dickinson on 6-of-11 shooting in an efficient 16 minutes of action
 - Posted his first double-figure scoring game as a Wildcat against Eastern Kentucky with 11 points
- 85-inch wingspan
- Ranked the No. 24 overall player by the Recruiting Services Consensus Index
- Averaged 20.1 points and 7.5 rebounds per game for La Lumiere School, which appeared in the GEICO High School Nationals
 - In the semifinals of that tournament scored a team-high 20 points
- Underrated athlete who is considered to be one of the best dunkers on the team with a 37-inch vertical

BIO BLAST

Birthday: August 7

Parents: Sarita and Keion Brooks Sr.

Major: Communication

Did you know ...

His father played basketball at Wright State and Keion wears No. 12 because that was his father's number as well

Get involved ...

Member of the 2020-21 NABC Player Development Coalition, the 2020-21 SEC Council on Racial Equality and Social Justice

Game-By-Game Statistics

Opponent	Date	GS	Min	FG-A	Pct.	3FG-A	Pct.	FT-A	Pct.	Off-Def-Tot	PF	Ast	TO	Blk	Stl	Pts
MOREHEAD ST.	11/25/20					DNP										
RICHMOND	11/29/20					DNP										

Career Statistics

Year	GP-GS	Min-Avg	FG-FGA	Pct	3FG-FGA	Pct	FT-FTA	Pct	Off-Def-Tot-Avg	PF-FO	Ast	TO	Blk	Stl	Pts	Avg
2019-20	31-6	470-15.2	58-123	.472	5-19	.263	17-27	.630	31-68-99-3.2	46-0	6	25	13	11	138	4.5
2020-21																
TOTAL	31-6	470-15.2	58-123	.472	5-19	.263	17-27	.630	31-68-99-3.2	46-0	6	25	13	11	138	4.5

RILEY WELCH

Senior | Guard | 6-0 | 185 lbs | Littleton, Colo. | College of the Desert

13



[@Riley_Welch](#) |
 [@riley_welch](#) |
 [@Riley.Welch13](#)

2020-21 SEASON/CAREER HIGHS*	
Points	
Season	-
Career	5, at Denver (11/12/17)
Rebounds	
Season	-
Career	4, vs. UC RIVERSIDE (1/24/18)
Field Goals	
Season	-
Career	1, 4x, last at Hawaii (2/24/18)
Field Goals Attempted	
Season	-
Career	3, at Hawaii (2/24/18)
3-Point Field Goals	
Season	-
Career	1, 2x, last vs. CHAPMAN (11/14/17)
3-Point Field Goals Attempted	
Season	-
Career	1, 8x, last at Hawaii (2/24/18)
Free Throws	
Season	-
Career	2, 2x, last vs. UC RIVERSIDE (1/24/18)
Free Throws Attempted	
Season	-
Career	2, 2x, last vs. UC RIVERSIDE (1/24/18)
Assists	
Season	-
Career	4, vs. CHAPMAN (11/14/17)
Steals	
Season	-
Career	1, 4x, last vs. LAMAR (11/24/19)
Blocked Shots	
Season	-
Career	-
Minutes Played	
Season	1, MOREHEAD STATE (11/25/20)
Career	14, vs. UC RIVERSIDE (1/24/18)
MISCELLANEOUS	
2020-21 CAREER*	
Dunks	-
Double-Figure Scoring Games	0
Double-Figure Rebounding Games	0
Games With Double-Double	0
Games Led UK in Scoring	0
Games Led UK in Rebounding	0
Games Led UK in Assists	2
Games Led UK in Steals	0
Games Led UK in Blocks	0
Games With 3+ Assists	2
Games With 3+ Blocks	0
Games With 3+ Steals	0
Games With 3+ Three-Pointers	0

*Division I statistics only

- Walk-on
- Saw action vs. Morehead State in the last minute
- Made four appearances with two steals in 2019-20
 - Made first appearance as a Wildcat in regular-season action vs. Eastern Kentucky and recorded a steal
- Saw action in 27 games a season ago at the College of the Desert
 - Averaged 8.2 points, 5.0 assists and 3.5 rebounds per game
 - Dished out a team-high 134 assists and sunk 31 shots from beyond the arc
 - Scored a career-high 29 points vs. San Jacinto on 9-of-11 shooting and 10 of 11 from the free-throw line
- Played at UC Irvine his freshman season, appearing in 27 games
 - Saw double-digit minutes four times
 - Scored five points in his collegiate debut at Denver
- Played for Chatfield High School to conclude his prep career
 - Won a league or county championship during all four years of his high school career
 - 2016 Chauncey Billups regional champion
 - School reached the Colorado High School Activities Association Final Four in 2016
 - Two-time All-Conference performer
 - Academic All-State

BIO BLAST

Birthday: September 26

Parents: Jean and John Welch

Major: Liberal studies

Why No. 13 ...
Because it was Steve Nash's number

Most famous people he's hooped with ...
Carmelo Anthony, Allen Iverson and Chris Paul

Basketball's in the blood ...
Father played basketball at UNLV and has served as a coach in the NBA for 15 years

Game-By-Game Statistics

Opponent	Date	GS	Min	FG-A	Pct.	3FG-A	Pct.	FT-A	Pct.	Off-Def-Tot	PF	Ast	TO	Blk	Stl	Pts
MOREHEAD ST.	11/25/20	1	0-0	.000	0-0	.000	0-0	.000	0-0-0	0	0	0	0	0	0	0
RICHMOND	11/29/20															

DNP - Coach's decision

Career Statistics

Year	GP-GS	Min-Avg	FG-FGA	Pct	3FG-FGA	Pct	FT-FTA	Pct	Off-Def-Tot-Avg	PF-FO	Ast	TO	Blk	Stl	Pts	Avg
2017-18	27-0	143-5.8	4-13	.308	2-8	.250	4-5	.800	2-12-14-0.5	22-0	15	7	0	2	14	0.5
2019-20	4-0	3-0.8	0-1	.000	0-0	.000	0-0	.000	0-0-0-0.0	0-0	0	0	0	2	0	0.0
2020-21	1-0	1-1.0	0-0	.000	0-0	.000	0-0	.000	0-0-0-0.0	0-0	0	0	0	0	0	0.0
TOTAL	32-0	147-4.6	4-14	.286	2-8	.250	4-5	.800	2-12-14-0.5	22-0	15	7	0	4	14	0.5

BRENNAN CANADA

Sophomore | Forward | 6-6 | 198 lbs | Mount Sterling, Ky. | George Rogers Clark

14



Twitter: @brennanc14 | Instagram: @brennanc14

2020-21 SEASON/CAREER HIGHS		
Points		
Season	-	
Career	-	
Rebounds		
Season	-	
Career	-	
Field Goals		
Season	-	
Career	-	
Field Goal Attempted		
Season	-	
Career	-	
3-Point Field Goals		
Season	-	
Career	-	
3-Point Field Goals Attempted		
Season	-	
Career	-	
Free Throws		
Season	-	
Career	-	
Free Throws Attempted		
Season	-	
Career	-	
Assists		
Season	-	
Career	-	
Steals		
Season	-	
Career	-	
Blocked Shots		
Season	-	
Career	-	
Minutes Played		
Season	1, MOREHEAD STATE (11/25/20)	
Career	1, 4x, last vs. MOREHEAD (11/25/20)	
MISCELLANEOUS		
	2020-21	CAREER
Dunks	-	0
Double-Figure Scoring Games	-	0
Double-Figure Rebounding Games	-	0
Games With Double-Double	-	0
Games Led UK in Scoring	-	0
Games Led UK in Rebounding	-	0
Games Led UK in Assists	-	0
Games Led UK in Steals	-	0
Games Led UK in Blocks	-	0
Games With 3+ Assists	-	0
Games With 3+ Blocks	-	0
Games With 3+ Steals	-	0
Games With 3+ Three-Pointers	-	0

- Walk-on
- Saw action vs. Morehead State in the last minute
- Made four appearances in his first season
 - Made first appearance as a Wildcat in regular-season action vs. Eastern Kentucky
- Capped his high school career with 1,371 career points and 776 rebounds
 - Two-year captain
 - Named an All-10th Region First Team selection
 - Averaged 15.0 points and 9.5 rebounds per game as a senior
 - Had 13 double-doubles
 - Double-digit scorer over his final three seasons
 - Three-time All-District Team selection and a three-time All-District Tournament Team pick
- Team claimed two District 40 titles
- 10th Region runners-up in 2019

BIO BLAST

Birthday: July 15

Parents: Melissa and Lynn Canada

Major: Communication

I'll be your hero ...

His definition of a hero is someone who you can rely on and follow

Fan of the Wildcats ...

Born in Lexington, Ky., and cheered for the Wildcats growing up. De'Aaron Fox is his favorite former Wildcat

Giving back ...

Participated in Big Brothers, Big Sisters

Game-By-Game Statistics

Opponent	Date	GS	Min	FG-A	Pct.	3FG-A	Pct.	FT-A	Pct.	Off-Def-Tot	PF	Ast	TO	Blk	Stl	Pts
MOREHEAD ST.	11/25/20	1	0-0	.000	0-0	.000	0-0	.000	0-0-0	0	0	0	0	0	0	0
RICHMOND	11/29/20															

DNP - Coach's decision

Career Statistics

Year	GP-GS	Min-Avg	FG-FGA	Pct	3FG-FGA	Pct	FT-FTA	Pct	Off-Def-Tot-Avg	PF-FO	Ast	TO	Blk	Stl	Pts	Avg
2019-20	4-0	3-0.8	0-0	.000	0-0	.000	0-0	.000	0-0-0-0.0	0-0	0	1	0	0	0	0.0
2020-21	1-0	1-1.0	0-0	.000	0-0	.000	0-0	.000	0-0-0-0.0	0-0	0	0	0	0	0	0.0
TOTAL	5-0	4-0.8	0-0	.000	0-0	.000	0-0	.000	0-0-0-0.0	0-0	0	1	0	0	0	0.0

CAM'RON FLETCHER

Freshman | Forward | 6-6 | 215 lbs | St. Louis | Vashon

21



[@CamRonFletcher1](#)

[@camron](#)

2020-21 SEASON/CAREER HIGHS

Points		
Season	9, MOREHEAD STATE (11/25/20)	
Career	9, MOREHEAD STATE (11/25/20)	
Rebounds		
Season	6, RICHMOND (11/29/20)	
Career	6, RICHMOND (11/29/20)	
Field Goals		
Season	4, MOREHEAD STATE (11/25/20)	
Career	4, MOREHEAD STATE (11/25/20)	
Field Goal Attempted		
Season	5, MOREHEAD STATE (11/25/20)	
Career	5, MOREHEAD STATE (11/25/20)	
3-Point Field Goals		
Season	1, MOREHEAD STATE (11/25/20)	
Career	1, MOREHEAD STATE (11/25/20)	
3-Point Field Goals Attempted		
Season	1, MOREHEAD STATE (11/25/20)	
Career	1, MOREHEAD STATE (11/25/20)	
Free Throws		
Season	-	
Career	-	
Free Throws Attempted		
Season	-	
Career	-	
Assists		
Season	3, MOREHEAD STATE (11/25/20)	
Career	3, MOREHEAD STATE (11/25/20)	
Steals		
Season	1, 2x, last vs. RICHMOND (11/29/20)	
Career	1, 2x, last vs. RICHMOND (11/29/20)	
Blocked Shots		
Season	-	
Career	-	
Minutes Played		
Season	17, MOREHEAD STATE (11/25/20)	
Career	17, MOREHEAD STATE (11/25/20)	
MISCELLANEOUS		
2020-21	CAREER	
Dunks	-	-
Double-Figure Scoring Games	-	-
Double-Figure Rebounding Games	-	-
Games With Double-Double	-	-
Games Led UK in Scoring	-	-
Games Led UK in Rebounding	-	-
Games Led UK in Assists	-	-
Games Led UK in Steals	1	1
Games Led UK in Blocks	-	-
Games With 3+ Assists	1	1
Games With 3+ Blocks	-	-
Games With 3+ Steals	-	-
Games With 3+ Three-Pointers	-	-

- Logged his first career start vs. Richmond
- Did a little bit of everything for the Wildcats in his collegiate debut vs. Morehead State with nine points, five boards, three assists and a steal in an efficient 17 minutes
- Gaining an early reputation as an energy and defensive X-factor
- Consensus four-star prospect who was ranked as high as No. 49 in the country by Rivals
- Averaged 20.6 points, 9.8 rebounds and 2.7 blocks per game to lead Vashon High School to the Missouri State High School Activities Association Class 4 state semifinals before postseason play was canceled
- Named the Missouri Basketball Coaches Association Class 4 Player of the Year and was a MBCAC CLASS 5 All-State Team selection
- Two-time state champion
- During the 2019 Nike Elite Youth Basketball League, averaged 11.8 points, 6.5 rebounds and 1.4 assists per game
- Climbed the rankings after his surge in the Nike EYBL circuit and a standout performance at the NBPA Top 100 Camp in 2019

BIO BLAST

Birthdate: July 10

Parents: Tamika Fletcher and Michael Henderson

Major: Undeclared/exploratory studies in agriculture

First flush ...
Dunked for the first time at age 13

Few of his favorites ...
Movie is Boyz n the Hood and favorite food is chicken

Best basketball memory ...
Winning the state championship

Game-By-Game Statistics

Opponent	Date	GS	Min	FG-A	Pct.	3FG-A	Pct.	FT-A	Pct.	Off-Def-Tot	PF	Ast	TO	Blk	Stl	Pts
MOREHEAD ST.	11/25/20	17	4-5	.800	1-1	1.000	0-0	.000	1-4-5	3	3	0	0	1	9	
RICHMOND	11/29/20 *	15	2-3	.667	0-0	.000	0-0	.000	2-4-6	2	0	2	0	1	4	

Career Statistics

Year	GP-GS	Min-Avg	FG-FGA	Pct	3FG-FGA	Pct	FT-FTA	Pct	Off-Def-Tot-Avg	PF-FO	Ast	TO	Blk	Stl	Pts	Avg
2020-21	2-1	32-16.0	6-8	.750	1-1	1.000	0-0	.000	3-8-11-5.5	4-0	3	2	0	2	13	6.5
TOTAL	2-1	32-16.0	6-8	.750	1-1	1.000	0-0	.000	3-8-11-5.5	4-0	3	2	0	2	13	6.5

ISAIAH JACKSON

Freshman | Forward | 6-10 | 206 lbs | Pontiac, Mich. | Waterford Mott

23



[@IJackson22](#)

[@isaiahjackson22](#)

2020-21 SEASON/CAREER HIGHS

Points		
Season	9, MOREHEAD STATE (11/25/20)	
Career	9, MOREHEAD STATE (11/25/20)	
Rebounds		
Season	14, RICHMOND (11/29/20)	
Career	14, RICHMOND (11/29/20)	
Field Goals		
Season	4, MOREHEAD STATE (11/25/20)	
Career	4, MOREHEAD STATE (11/25/20)	
Field Goal Attempted		
Season	8, RICHMOND (11/29/20)	
Career	8, RICHMOND (11/29/20)	
3-Point Field Goals		
Season	-	
Career	-	
3-Point Field Goals Attempted		
Season	1, RICHMOND (11/29/20)	
Career	1, RICHMOND (11/29/20)	
Free Throws		
Season	2, RICHMOND (11/29/20)	
Career	2, RICHMOND (11/29/20)	
Free Throws Attempted		
Season	5, RICHMOND (11/29/20)	
Career	5, RICHMOND (11/29/20)	
Assists		
Season	1, MOREHEAD STATE (11/25/20)	
Career	1, MOREHEAD STATE (11/25/20)	
Steals		
Season	-	
Career	-	
Blocked Shots		
Season	2, 2x, last vs. RICHMOND (11/29/20)	
Career	2, 2x, last vs. RICHMOND (11/29/20)	
Minutes Played		
Season	25, RICHMOND (11/29/20)	
Career	25, RICHMOND (11/29/20)	
MISCELLANEOUS		
2020-21	CAREER	
Dunks	-	-
Double-Figure Scoring Games	-	-
Double-Figure Rebounding Games	1	1
Games With Double-Double	-	-
Games Led UK in Scoring	-	-
Games Led UK in Rebounding	1	1
Games Led UK in Assists	-	-
Games Led UK in Steals	-	-
Games Led UK in Blocks	2	2
Games With 3+ Assists	-	-
Games With 3+ Blocks	-	-
Games With 3+ Steals	-	-
Games With 3+ Three-Pointers	-	-

- Despite tweaking his ankle vs. Morehead State, grabbed 14 rebounds and blocked two shots vs. Richmond
- Introduced himself to the country with an all-around game against Morehead State, posting nine points and four rebounds and led the team with a pair of blocks
- Leads the Wildcats with in rebounds per game (9.0) and blocks per game (2.0)
- Preseason watch list for Karl Malone Award, presented annually to the nation's best power forward by the Naismith Memorial Basketball Hall of Fame
- Considered a five-star prospect by Rivals, where he was ranked the No. 28 overall player in the class
- Consistently lauded in the preseason as the surprise player on the team
- 2020 Big Blue Madness slam dunk contest champion
- Impressive athletic ability with an 86.5-inch wingspan and clocked the fastest 3/4-court sprint on the team at 3.21 seconds
- Averaged 19.7 points, 13.0 rebounds, 7.7 blocks, 3.3 assists and 2.1 steals per game for Waterford Mott his senior season
- Michigan All-State Division I (Associated Press) recipient and finalist for the Mr. Michigan Basketball award
- Three-time All-State selection and four-time defensive player of the year in his conference
- Led his high school to two district and two league championships
- During the Nike Elite Youth Basketball League in 2019, averaged 11.0 points, 6.2 rebounds and 2.7 blocks per game
- Named to the Jordan Brand Classic

BIO BLAST

Birthdate: January 10

Parents: DeUngela and Wesley Jackson

Major: Undeclared/exploratory studies in agriculture

First flush and favorite memory ...
Considers his favorite basketball memory to be his first dunk, which he did in the eighth grade at a basketball camp in Rochester, Michigan

UK bigs ...
Favorite Wildcats are Anthony Davis and Karl-Anthony Towns

Game-By-Game Statistics

Opponent	Date	GS	Min	FG-A	Pct.	3FG-A	Pct.	FT-A	Pct.	Off-Def-Tot	PF	Ast	TO	Blk	Stl	Pts
MOREHEAD ST.	11/25/20	*	17	4-5	.800	0-0	.000	1-2	.500	2-2-4	3	1	1	2	0	9
RICHMOND	11/29/20		25	2-8	.250	0-1	.000	2-5	.400	7-7-14	1	0	3	2	0	6

Career Statistics

Year	GP-GS	Min-Avg	FG-FGA	Pct	3FG-FGA	Pct	FT-FTA	Pct	Off-Def-Tot-Avg	PF-FO	Ast	TO	Blk	Stl	Pts	Avg
2020-21	2-1	42-21.0	6-13	.462	0-1	.000	3-7	.429	9-9-18-9.0	4-0	1	4	4	0	15	7.5
TOTAL	2-1	42-21.0	6-13	.462	0-1	.000	3-7	.429	9-9-18-9.0	4-0	1	4	4	0	15	7.5

OLIVIER SARR

Senior | Forward | 7-0 | 237 lbs | Bordeaux, France | Wake Forest

30

[@sarr_olivier](#)

[@olivier_sarr](#)



2020-21 SEASON/CAREER HIGHS*		
Points		
Season	17, RICHMOND (11/29/20)	
Career	30, vs. NOTRE DAME (2/20/20)	
Rebounds		
Season	11, RICHMOND (11/29/20)	
Career	17, vs. NOTRE DAME (2/20/20)	
Field Goals		
Season	5, RICHMOND (11/29/20)	
Career	12, vs. NOTRE DAME (2/20/20)	
Field Goals Attempted		
Season	13, RICHMOND (11/29/20)	
Career	18, vs. Pittsburgh (3/10/20)	
3-Point Field Goals		
Season	-	
Career	1, 11x, last at Duke (1/11/20)	
3-Point Field Goals Attempted		
Season	-	
Career	3, 4x, last at Virginia (1/22/19)	
Free Throws		
Season	7, RICHMOND (11/29/20)	
Career	11, vs. DUKE (2/25/20)	
Free Throws Attempted		
Season	11, RICHMOND (11/29/20)	
Career	14, vs. DUKE (2/25/20)	
Assists		
Season	1, MOREHEAD STATE (11/25/20)	
Career	4, at Pittsburgh (1/4/20)	
Steals		
Season	-	
Career	4, vs. N. CAROLINA A&T (12/21/19)	
Blocked Shots		
Season	2, MOREHEAD STATE (11/25/20)	
Career	5, at Charlotte (11/17/19)	
Minutes Played		
Season	38, RICHMOND (11/29/20)	
Career	38, RICHMOND (11/29/20)	
MISCELLANEOUS		
	2020-21	CAREER*
Dunks	3	53
Double-Figure		
Scoring Games	1	28
Double-Figure		
Rebounding Games	1	15
Games With		
Double-Double	1	12
Games Led UK		
in Scoring	-	9
Games Led UK		
in Rebounding	-	29
Games Led UK		
in Assists	-	2
Games Led UK		
in Steals	-	8
Games Led UK		
in Blocks	1	40
Games With		
3+ Assists	-	5
Games With		
3+ Blocks	-	5
Games With		
3+ Steals	-	1
Games With		
3+ Three-Pointers	-	0
<i>*includes Wake Forest statistics</i>		

- Posted the first double-double of his UK career with 17 points and 11 rebounds in a career-high 38 minutes vs. Richmond
- Had eight points, three rebounds and a pair of blocks -- all in the second half -- in his UK debut vs. Morehead State
- Granted immediate eligibility to play for Kentucky this season after transferring from Wake Forest
- Considered one of the top graduate transfers in the offseason
- Preseason All-SEC Second Team selection by the coaches and the media
- Preseason watch list for Kareem Abdul-Jabbar Award, presented annually to the nation's best center by the Naismith Memorial Basketball Hall of Fame
- Top wingspan on the team at 87.5 inches
- All-Atlantic Coast Conference Third Team selection and runner-up for ACC Most Improved Player in 2019-20
- Appeared in 85 career games with 31 starts for Wake Forest
- Played in 30 games for Wake Forest last season with 15 starts
 - Averaged 13.7 points and 9.0 rebounds per game
 - Led the team with 11 double-doubles and 33 blocks
 - Scored in double figures in 23 games
 - Two-time ACC Player of the Week, becoming the 12th different Demon Deacon to win it twice in a season
 - Ended the season with six straight games in double figures, including 20 points and 13 rebounds vs. Pittsburgh in the finale
 - Also tallied eight offensive rebounds in the game vs. Pitt, which tied a school ACC Tournament record
- Set career highs of 30 points and 17 rebounds vs. Notre Dame to become the third Deacon in the past 50 years to have a 30-and-15 game against an ACC opponent

BIO BLAST

BirthDay: February 20

Parents: Marie and Massar Sarr

Major: Communication

Renaissance Man ...
Hobbies include fishing, yoga, playing cards, reading, cooking

Hidden talent ...
Can play the clarinet

The Dream ...
Favorite basketball player is Hakeem Olajuwon

Game-By-Game Statistics

Opponent	Date	GS	Min	FG-A	Pct.	3FG-A	Pct.	FT-A	Pct.	Off-Def-Tot	PF	Ast	TO	Blk	Stl	Pts
MOREHEAD ST.	11/25/20	*	21	4-6	.667	0-0	.000	0-0	.000	2-1-3	3	1	1	2	0	8
RICHMOND	11/29/20	*	38	5-13	.385	0-0	.000	7-11	.636	4-7-11	3	0	5	1	0	17

Career Statistics

Year	GP-GS	Min-Avg	FG-FGA	Pct	3FG-FGA	Pct	FT-FTA	Pct	Off-Def-Tot-Avg	PF-FO	Ast	TO	Blk	Stl	Pts	Avg
2017-18	30-0	453-15.1	32-92	.348	6-24	.250	27-45	.600	30-59-89-3.0	76-2	11	32	21	10	97	3.2
2018-19	25-16	540-21.6	54-114	.474	4-16	.250	43-61	.705	58-79-137-5.5	72-2	12	37	25	10	155	6.2
2019-20	30-15	802-26.7	137-260	.527	1-7	.143	137-180	.761	80-190-270-9.0	94-4	28	47	35	12	412	13.7
2020-21	2-2	59-29.5	9-19	.474	0-0	.000	7-11	.636	6-8-14-7.0	6-0	1	6	3	0	25	12.5
TOTAL	87-33	1854-21.3	232-485	.478	11-47	.234	214-297	.721	174-336-510-5.9	248-6	52	122	84	32	689	7.9

LANCE WARE

Freshman | Forward | 6-9 | 223 lbs | Camden, N.J. | Camden

55

[@lanceware12](#) | [@lance.ware](#)



2020-21 SEASON/CAREER HIGHS		
Points		
Season	-	
Career	-	
Rebounds		
Season	5, MOREHEAD STATE (11/25/20)	
Career	5, MOREHEAD STATE (11/25/20)	
Field Goals		
Season	-	
Career	-	
Field Goal Attempted		
Season	-	
Career	-	
3-Point Field Goals		
Season	-	
Career	-	
3-Point Field Goals Attempted		
Season	-	
Career	-	
Free Throws		
Season	-	
Career	-	
Free Throws Attempted		
Season	-	
Career	-	
Assists		
Season	-	
Career	-	
Steals		
Season	1, MOREHEAD STATE (11/25/20)	
Career	1, MOREHEAD STATE (11/25/20)	
Blocked Shots		
Season	2, MOREHEAD STATE (11/25/20)	
Career	2, MOREHEAD STATE (11/25/20)	
Minutes Played		
Season	19, MOREHEAD STATE (11/25/20)	
Career	19, MOREHEAD STATE (11/25/20)	
MISCELLANEOUS		
	2020-21	CAREER
Dunks	-	-
Double-Figure Scoring Games	-	-
Double-Figure Rebounding Games	-	-
Games Led UK in Scoring	-	-
Games Led UK in Rebounding	-	-
Games Led UK in Assists	-	-
Games Led UK in Steals	-	-
Games Led UK in Blocks	1	1
Games With 3+ Assists	-	-
Games With 3+ Blocks	-	-
Games With 3+ Steals	-	-
Games With 3+ Three-Pointers	-	-

- Grabbed five rebounds and blocked a team-high-tying two shots in his debut vs. Morehead State
- Four-star prospect ranked as high as No. 36 in the class by Rivals
- Physical forward with a prowess for rebounding
- 85-inch wingspan
- Led high school team to a 29-1 record his senior season
- Averaged 11.8 points, 7.9 rebounds, 1.3 assists, 1.4 steals and 1.3 blocks for a team that won its final 25 games
- Squad claimed the South Jersey, Group 2 championship and the No. 1 spot in the final NJ.com Top 50 rankings
- Named the NJ.com Player of the Year and was a NJ.com All-State First Team selection
- Averaged 11.4 points, 6.0 rebounds and 1.3 blocks per game during the Nike Elite Youth Basketball League in 2019
- Also performed well at the Peach Jam finals in 2019, averaging 14.4 points, 6.4 rebounds and 2.4 blocks per game
- Selected to the Allen Iverson Roundball Classic
- Began pursuing basketball as a future career after meeting and training with Louisville great Pervis Ellison in middle school

BIO BLAST

Birthday: February 8

Parents: Monique Ripka and Stephen Ware

Major: Undeclared/exploratory studies in agriculture

Why No. 55 ...
Because it is unique

What's playing pregame ...
Drake

Favorite memory on the court ...
Going 29-1 his final season of high school

Game-By-Game Statistics

Opponent	Date	GS	Min	FG-A	Pct.	3FG-A	Pct.	FT-A	Pct.	Off-Def-Tot	PF	Ast	TO	Blk	Stl	Pts
MOREHEAD ST.	11/25/20	19	0-0	.000	0-0	.000	0-0	.000	0-5-5	3	0	0	2	1	0	0
RICHMOND	11/29/20	2	0-0	.000	0-0	.000	0-0	.000	0-0-0	3	0	1	0	0	0	0

Career Statistics

Year	GP-GS	Min-Avg	FG-FGA	Pct	3FG-FGA	Pct	FT-FTA	Pct	Off-Def-Tot-Avg	PF-FO	Ast	TO	Blk	Stl	Pts	Avg
2020-21	2-0	21-10.5	0-0	.000	0-0	.000	0-0	.000	0-5-5-2.5	6-0	0	1	2	1	0	0.0
TOTAL	2-0	21-10.5	0-0	.000	0-0	.000	0-0	.000	0-5-5-2.5	6-0	0	1	2	1	0	0.0

THE STAT CREW SYSTEM
#10/9 Kentucky Combined Team Statistics (as of Nov 29, 2020)
All games

RECORD:	OVERALL	HOME	AWAY	NEUTRAL
ALL GAMES	1-1	1-1	0-0	0-0
CONFERENCE	0-0	0-0	0-0	0-0
NON-CONFERENCE	1-1	1-1	0-0	0-0

##	Player	gp-gs	min	avg	Total		3-Point		F-Throw		Rebounds				pf	dq	a	to	blk	stl	pts	avg		
					fg-fga	fg%	3fg-fga	3fg%	ft-fla	ft%	off	def	tot	avg										
03	Brandon Boston Jr.	2-2	71	35.5	15-34	.441	0-7	.000	5-7	.714	7	10	17	8.5	5	0	3	4	0	2	35	17.5		
05	Terrence Clarke	2-2	66	33.0	10-19	.526	0-4	.000	7-14	.500	2	8	10	5.0	3	0	5	6	0	4	27	13.5		
30	Olivier Sarr	2-2	59	29.5	9-19	.474	0-0	.000	7-11	.636	6	8	14	7.0	6	0	1	6	3	0	25	12.5		
23	Isaiah Jackson	2-1	42	21.0	6-13	.462	0-1	.000	3-7	.429	9	9	18	9.0	4	0	1	4	4	0	15	7.5		
02	Devin Askew	2-2	63	31.5	5-12	.417	2-5	.400	2-2	1.000	0	6	6	3.0	2	0	6	7	0	0	14	7.0		
21	Cam'Ron Fletcher	2-1	32	16.0	6-8	.750	1-1	1.000	0-0	.000	3	8	11	5.5	4	0	3	2	0	2	13	6.5		
10	Davion Mintz	2-0	26	13.0	2-8	.250	2-5	.400	4-4	1.000	1	1	2	1.0	2	0	3	2	0	2	10	5.0		
11	Dontae Allen	1-0	6	6.0	1-3	.333	1-3	.333	1-2	.500	1	0	1	1.0	1	0	0	1	0	0	4	4.0		
00	Jacob Toppin	2-0	11	5.5	1-4	.250	0-0	.000	0-0	.000	0	3	3	1.5	0	0	1	3	0	1	2	1.0		
55	Lance Ware	2-0	21	10.5	0-0	.000	0-0	.000	0-0	.000	0	5	5	2.5	6	0	0	1	2	1	0	0.0		
20	Zan Payne	1-0	1	1.0	0-0	.000	0-0	.000	0-0	.000	0	0	0	0.0	0	0	0	0	0	0	0	0.0		
13	Riley Welch	1-0	1	1.0	0-0	.000	0-0	.000	0-0	.000	0	0	0	0.0	0	0	0	0	0	0	0	0.0		
14	Brennan Canada	1-0	1	1.0	0-0	.000	0-0	.000	0-0	.000	0	0	0	0.0	0	0	0	0	0	0	0	0.0		
Team											3	1	4											
Total.....		2	400		55-120	.458	6-26	.231	29-47	.617	32	59	91	45.5	33	0	23	36	9	12	145	72.5		
Opponents.....		2	400		46-117	.393	10-46	.217	19-30	.633	17	39	56	28.0	42	1	22	30	3	15	121	60.5		

TEAM STATISTICS	UK	OPP	Date	Opponent	Score	Att.	
SCORING	145	121	1	11/25/20	MOREHEAD ST.	W 81-45	3075
Points per game	72.5	60.5	1	11/29/20	RV/RV RICHMOND	L 64-76	3075
Scoring margin	+12.0	-	* = Conference game				
FIELD GOALS-ATT	55-120	46-117	1 = Bluegrass Showcase (Rupp Arena Lexington, Ky.)				
Field goal pct	.458	.393					
3 POINT FG-ATT	6-26	10-46					
3-point FG pct	.231	.217					
3-pt FG made per game	3.0	5.0					
FREE THROWS-ATT	29-47	19-30					
Free throw pct	.617	.633					
F-Throws made per game	14.5	9.5					
REBOUNDS	91	56					
Rebounds per game	45.5	28.0					
Rebounding margin	+17.5	-					
ASSISTS	23	22					
Assists per game	11.5	11.0					
TURNOVERS	36	30					
Turnovers per game	18.0	15.0					
Turnover margin	-3.0	-					
Assist/turnover ratio	0.6	0.7					
STEALS	12	15					
Steals per game	6.0	7.5					
BLOCKS	9	3					
Blocks per game	4.5	1.5					
ATTENDANCE	6150	0					
Home games-Avg/Game	2-3075	0-0					
Neutral site-Avg/Game	-	0-0					

Score by Periods	1st	2nd	Totals
#10/9 Kentucky	77	68	145
Opponents	54	67	121

THE STAT CREW SYSTEM

#10/9 Kentucky Team Game-by-Game Comparison (as of Nov 29, 2020)

All games

Opponent	1st	2nd	Score	Mar	Total FG	FG Pct	3-Pointers	3FG Pct	Free Throws	FT Pct	Rebounds	Assist	T/Over	Block	Steal	Fouls
MOREHEAD ST.	45/26	36/19	81-45	+36	33-59/17-50	.559/.340	6-16/3-21	.375/.143	9-14/8-16	.643/.500	37/25 +12	18/7	15/20	6/1	8/5	18/18
RV/RV RICHMOND	32/28	32/48	64-76	(12)	22-61/29-67	.361/.433	0-10/7-25	.000/.280	20-33/11-14	.606/.786	54/31 +23	5/15	21/10	3/2	4/10	15/24

Note: Game totals are displayed in the format TEAM/OPPONENT for each category

THE STAT CREW SYSTEM
 #10/9 Kentucky Player High/Low Analysis (as of Nov 29, 2020)
 All games

#10/9 Kentucky - INDIVIDUAL GAME HIGHS

Points	20		Brandon Boston Jr. vs RV/RV Richmond (11/29/20)
	17		Olivier Sarr vs RV/RV Richmond (11/29/20)
	15		Terrence Clarke vs RV/RV Richmond (11/29/20)
	15		Brandon Boston Jr. vs Morehead St. (11/25/20)
	12		Terrence Clarke vs Morehead St. (11/25/20)
	12		Devin Askew vs Morehead St. (11/25/20)
Field Goals Made	8		Brandon Boston Jr. vs RV/RV Richmond (11/29/20)
	7		Brandon Boston Jr. vs Morehead St. (11/25/20)
Field Goal Att.	20		Brandon Boston Jr. vs RV/RV Richmond (11/29/20)
	14		Brandon Boston Jr. vs Morehead St. (11/25/20)
FG Pct (min 5 made)	.556	(5-9)	Terrence Clarke vs Morehead St. (11/25/20)
	.556	(5-9)	Devin Askew vs Morehead St. (11/25/20)
3-Point FG Made	2		Devin Askew vs Morehead St. (11/25/20)
	2		Davion Mintz vs Morehead St. (11/25/20)
3-Point FG Att.	4		Brandon Boston Jr. vs Morehead St. (11/25/20)
	3		Brandon Boston Jr. vs RV/RV Richmond (11/29/20)
	3		Devin Askew vs Morehead St. (11/25/20)
	3		Dontaie Allen vs Morehead St. (11/25/20)
	3		Davion Mintz vs Morehead St. (11/25/20)
3-Pt FG Pct (min 2 made)	.667	(2-3)	Davion Mintz vs Morehead St. (11/25/20)
	.667	(2-3)	Devin Askew vs Morehead St. (11/25/20)
Free Throws Made	7		Olivier Sarr vs RV/RV Richmond (11/29/20)
	5		Terrence Clarke vs RV/RV Richmond (11/29/20)
Free Throw Att.	11		Olivier Sarr vs RV/RV Richmond (11/29/20)
	9		Terrence Clarke vs RV/RV Richmond (11/29/20)
FT Pct (min 3 made)	1.000	(4-4)	Davion Mintz vs Morehead St. (11/25/20)
	.667	(4-6)	Brandon Boston Jr. vs RV/RV Richmond (11/29/20)
Rebounds	14		Isaiah Jackson vs RV/RV Richmond (11/29/20)
	11		Olivier Sarr vs RV/RV Richmond (11/29/20)
Assists	4		Devin Askew vs Morehead St. (11/25/20)
	4		Terrence Clarke vs Morehead St. (11/25/20)
Steals	3		Terrence Clarke vs Morehead St. (11/25/20)
	1		Davion Mintz vs RV/RV Richmond (11/29/20)
	1		Brandon Boston Jr. vs RV/RV Richmond (11/29/20)
	1		Cam'Ron Fletcher vs RV/RV Richmond (11/29/20)
	1		Terrence Clarke vs RV/RV Richmond (11/29/20)
	1		Brandon Boston Jr. vs Morehead St. (11/25/20)
	1		Cam'Ron Fletcher vs Morehead St. (11/25/20)
	1		Davion Mintz vs Morehead St. (11/25/20)
	1		Lance Ware vs Morehead St. (11/25/20)
	1		Jacob Toppin vs Morehead St. (11/25/20)
Blocked Shots	2		Isaiah Jackson vs RV/RV Richmond (11/29/20)
	2		Olivier Sarr vs Morehead St. (11/25/20)
	2		Isaiah Jackson vs Morehead St. (11/25/20)
	2		Lance Ware vs Morehead St. (11/25/20)
Turnovers	5		Olivier Sarr vs RV/RV Richmond (11/29/20)
	4		Terrence Clarke vs RV/RV Richmond (11/29/20)
	4		Devin Askew vs Morehead St. (11/25/20)
Fouls	3		Olivier Sarr vs RV/RV Richmond (11/29/20)
	3		Lance Ware vs RV/RV Richmond (11/29/20)
	3		Olivier Sarr vs Morehead St. (11/25/20)
	3		Brandon Boston Jr. vs Morehead St. (11/25/20)
	3		Isaiah Jackson vs Morehead St. (11/25/20)

	3	Lance Ware vs Morehead St. (11/25/20)
Minutes	38	Brandon Boston Jr. vs RV/RV Richmond (11/29/20)
	38	Olivier Sarr vs RV/RV Richmond (11/29/20)
	36	Devin Askew vs RV/RV Richmond (11/29/20)
	35	Terrence Clarke vs RV/RV Richmond (11/29/20)
	33	Brandon Boston Jr. vs Morehead St. (11/25/20)

THE STAT CREW SYSTEM
 #10/9 Kentucky Opponent High/Low Analysis (as of Nov 29, 2020)
 All games

OPPONENT INDIVIDUAL GAME HIGHS

Points	18		Blake Francis vs RV/RV Richmond (11/29/20)
	18		Nathan Cayo vs RV/RV Richmond (11/29/20)
	13		Grant Golden vs RV/RV Richmond (11/29/20)
	11		Tyler Burton vs RV/RV Richmond (11/29/20)
	11		Johni Broome vs Morehead St. (11/25/20)
	11		Julius Dixon vs Morehead St. (11/25/20)
Field Goals Made	8		Nathan Cayo vs RV/RV Richmond (11/29/20)
	6		Blake Francis vs RV/RV Richmond (11/29/20)
Field Goal Att.	19		Blake Francis vs RV/RV Richmond (11/29/20)
	13		Jacob Gilyard vs RV/RV Richmond (11/29/20)
	13		Nathan Cayo vs RV/RV Richmond (11/29/20)
FG Pct (min 5 made)	.833	(5-6)	Johni Broome vs Morehead St. (11/25/20)
	.615	(8-13)	Nathan Cayo vs RV/RV Richmond (11/29/20)
3-Point FG Made	3		Blake Francis vs RV/RV Richmond (11/29/20)
	2		Julius Dixon vs Morehead St. (11/25/20)
3-Point FG Att.	10		Blake Francis vs RV/RV Richmond (11/29/20)
	8		Jacob Gilyard vs RV/RV Richmond (11/29/20)
3-Pt FG Pct (min 2 made)	.300	(3-10)	Blake Francis vs RV/RV Richmond (11/29/20)
	.286	(2-7)	Julius Dixon vs Morehead St. (11/25/20)
Free Throws Made	4		Grant Golden vs RV/RV Richmond (11/29/20)
	4		James Baker vs Morehead St. (11/25/20)
Free Throw Att.	5		Nathan Cayo vs RV/RV Richmond (11/29/20)
	4		Grant Golden vs RV/RV Richmond (11/29/20)
	4		James Baker vs Morehead St. (11/25/20)
	4		James Baker vs Morehead St. (11/25/20)
FT Pct (min 3 made)	1.000	(4-4)	Grant Golden vs RV/RV Richmond (11/29/20)
	1.000	(4-4)	James Baker vs Morehead St. (11/25/20)
	1.000	(3-3)	Blake Francis vs RV/RV Richmond (11/29/20)
Rebounds	7		Grant Golden vs RV/RV Richmond (11/29/20)
	6		Nathan Cayo vs RV/RV Richmond (11/29/20)
Assists	6		Jacob Gilyard vs RV/RV Richmond (11/29/20)
	5		Grant Golden vs RV/RV Richmond (11/29/20)
Steals	5		Jacob Gilyard vs RV/RV Richmond (11/29/20)
	3		Blake Francis vs RV/RV Richmond (11/29/20)
Blocked Shots	1		Souleymane Koureissi vs RV/RV Richmond (11/29/20)
	1		Tyler Burton vs RV/RV Richmond (11/29/20)
	1		James Baker vs Morehead St. (11/25/20)
Turnovers	5		Ta'lon Cooper vs Morehead St. (11/25/20)
	4		Nathan Cayo vs RV/RV Richmond (11/29/20)
Fouls	5		Matt Grace vs RV/RV Richmond (11/29/20)
	4		Grant Golden vs RV/RV Richmond (11/29/20)

THE STAT CREW SYSTEM
#10/9 Kentucky Other Metrics (as of Nov 29, 2020)
All games

##	Player	Min	AST%	EFG%	TS%	Usg%	DRB%	ORB%	TRB%
03	Brandon Boston Jr.	71	8.9	.441	.472	26.2	14.8	11.1	13.0
11	Dontae Allen	6	0.0	.500	.515	36.8	0.0	18.8	9.1
02	Devin Askew	63	15.7	.500	.543	14.3	10.0	0.0	5.2
14	Brennan Canada	1	0.0	.000	.000	0.0	0.0	0.0	0.0
05	Terrence Clarke	66	14.1	.526	.537	21.4	12.8	3.4	8.2
21	Cam'Ron Fletcher	32	18.8	.812	.812	14.1	26.3	10.6	18.7
23	Isaiah Jackson	42	4.4	.462	.466	21.6	22.6	24.1	23.3
10	Davion Mintz	26	18.9	.375	.512	20.5	4.0	4.3	4.2
20	Zan Payne	1	0.0	.000	.000	0.0	0.0	0.0	0.0
30	Olivier Sarr	59	3.2	.474	.524	22.9	14.3	11.5	12.9
00	Jacob Toppin	11	15.2	.250	.250	28.8	28.7	0.0	14.8
55	Lance Ware	21	0.0	.000	.000	2.2	25.1	0.0	13.0
13	Riley Welch	1	0.0	.000	.000	0.0	0.0	0.0	0.0

Estimated possessions: 145.6

Team offensive rating (ORtg): 99.6

Team defensive rating (DRtg): 83.1

AST% - An estimate of the pct of teammate field goals assisted while on the floor

EFG% - Effective FG% (adjusts to include additional points from 3FGs)

TS% - True Shooting% (takes into account field goals, 3-point field goals, and free throws)

Usg% - An estimate of the pct of team plays used while on the floor

DRB% - An estimate of the pct of available defensive rebounds grabbed while on the floor

ORB% - An estimate of the pct of available offensive rebounds grabbed while on the floor

TRB% - An estimate of the pct of all available rebounds grabbed while on the floor

ORtg - Offensive rating - points scored per 100 possessions

DRtg - Defensive rating - points allowed per 100 possessions

THE STAT CREW SYSTEM

#10/9 Kentucky Season Box - Average per 40 Minutes (as of Nov 29, 2020)

All games

##	Player	min	fgm	fga	pct	3fgm	3fga	pct	ftm	fta	pct	oreb	dreb	treb	pf	a	to	blk	stl	pts
03	Brandon Boston Jr.	40	8.5	19.2	.441	0.0	3.9	.000	2.8	3.9	.714	3.9	5.6	9.6	2.8	1.7	2.3	0.0	1.1	19.7
11	Dontae Allen	40	6.7	20.0	.333	6.7	20.0	.333	6.7	13.3	.500	6.7	0.0	6.7	6.7	0.0	6.7	0.0	0.0	26.7
02	Devin Askew	40	3.2	7.6	.417	1.3	3.2	.400	1.3	1.3	1.000	0.0	3.8	3.8	1.3	3.8	4.4	0.0	0.0	8.9
14	Brennan Canada	40	0.0	0.0	.000	0.0	0.0	.000	0.0	0.0	.000	0.0	0.0	0.0	0.0	0.0	0.0	0.0	0.0	0.0
05	Terrence Clarke	40	6.1	11.5	.526	0.0	2.4	.000	4.2	8.5	.500	1.2	4.8	6.1	1.8	3.0	3.6	0.0	2.4	16.4
21	Cam'Ron Fletcher	40	7.5	10.0	.750	1.2	1.2	1.000	0.0	0.0	.000	3.8	10.0	13.8	5.0	3.8	2.5	0.0	2.5	16.2
23	Isaiah Jackson	40	5.7	12.4	.462	0.0	1.0	.000	2.9	6.7	.429	8.6	8.6	17.1	3.8	1.0	3.8	3.8	0.0	14.3
10	Davion Mintz	40	3.1	12.3	.250	3.1	7.7	.400	6.2	6.2	1.000	1.5	1.5	3.1	3.1	4.6	3.1	0.0	3.1	15.4
20	Zan Payne	40	0.0	0.0	.000	0.0	0.0	.000	0.0	0.0	.000	0.0	0.0	0.0	0.0	0.0	0.0	0.0	0.0	0.0
30	Olivier Sarr	40	6.1	12.9	.474	0.0	0.0	.000	4.7	7.5	.636	4.1	5.4	9.5	4.1	0.7	4.1	2.0	0.0	16.9
00	Jacob Toppin	40	3.6	14.5	.250	0.0	0.0	.000	0.0	0.0	.000	0.0	10.9	10.9	0.0	3.6	10.9	0.0	3.6	7.3
55	Lance Ware	40	0.0	0.0	.000	0.0	0.0	.000	0.0	0.0	.000	0.0	9.5	9.5	11.4	0.0	1.9	3.8	1.9	0.0
13	Riley Welch	40	0.0	0.0	.000	0.0	0.0	.000	0.0	0.0	.000	0.0	0.0	0.0	0.0	0.0	0.0	0.0	0.0	0.0
	Total.....	40	27.5	60.0	.458	3.0	13.0	.231	14.5	23.5	.617	16.0	29.5	45.5	16.5	11.5	18.0	4.5	6.0	72.5
	Opponents.....	40	23.0	58.5	.393	5.0	23.0	.217	9.5	15.0	.633	8.5	19.5	28.0	21.0	11.0	15.0	1.5	7.5	60.5

Note: All statistics are pro-rated based on an average per 40-minute game.