



CRIMSON TIDE

FOOTBALL

17 NATIONAL CHAMPIONSHIPS » 134 FIRST TEAM ALL-AMERICANS » 71 POSTSEASON GAMES » 39 BOWL VICTORIES » 27 SEC CHAMPIONSHIPS



GAME 7



ALABAMA **VS** KENTUCKY

NOVEMBER 21, 2020 / 3 P.M. CT / TUSCALOOSA, ALA.

BRYANT-DENNY STADIUM (19,424)

TV: SEC NETWORK

(Play-by-Play: Tom Hart, Analyst: Jordan Rodgers, Sideline: Cole Cubelic)

RADIO: CRIMSON TIDE SPORTS NETWORK

(Play-By-Play: Eli Gold, Analyst: John Parker Wilson, Sideline: Rashad Johnson, Host: Chris Stewart)
CTSN on Sirius/XM: 81/81

NATIONAL RADIO: ESPN RADIO

(Play-By-Play: Sean Kelley, Analyst: Barrett Jones)

CRIMSON TIDE

2020 Record/SEC Record 6-0/6-0
AP/Amway Coaches Poll..... 1/1
Head Coach Nick Saban
Record at Alabama (Years) .. 163-23* (14th)
Career Record (Years) 254-65-1* (25th)

*158-23/249-65-1 after vacations

WILDCATS

2020 Record/SEC Record 3-4/3-4
AP/Amway Coaches Poll..... NR/NR
Head Coach Mark Stoops
Record at Kentucky (Years) 95-46 (8th)
Career Record (Years) 95-46 (8th)

INSIDE THE SERIES

Overall: 41st Meeting (Alabama leads, 37-2-1)

In Tuscaloosa: Alabama leads, 11-0

Current Streak: Alabama, Won 6

Last Meeting: Oct. 1, 2016 (W, 34-6)

Series Notes: Alabama and Kentucky will meet for the 41st time in series history when the two teams square off on Saturday. The Crimson Tide owns a 37-2-1 all-time advantage in the series and has won six straight against UK. The two teams first met in 1917 and then met every year from 1922-47, with the exception of 1943. Since that 1947 season, the Tide and Wildcats have met just 14 times with Alabama holding a 13-1 advantage over that stretch. Crimson Tide head coach Nick Saban is 7-0 in his career against the Wildcats, including a 4-0 mark while at Alabama. Kentucky head coach Mark Stoops is 0-2 against the Tide.

SOCIAL MEDIA:



Follow us on Facebook and
Instagram @AlabamaFBL



Follow us on Twitter
at @AlabamaFTBL

Follow **ALABAMA FOOTBALL** on the social media sites
listed for up-to-date news, exclusive content and more.

2020 SCHEDULE

1/1 ALABAMA (6-0, 6-0 SEC)

S26	at Missouri*	ESPN	W, 38-19
03	13/13 TEXAS A&M*	CBS	W, 52-24
010	at RV/RV Ole Miss*	ESPN	W, 63-48
017	3/3 GEORGIA*	CBS	W, 41-24
024	at RV/RV Tennessee*	CBS	W, 48-17
031	MISSISSIPPI STATE*	ESPN	W, 41-0
N14	at LSU*	CBS	Postponed
N21	KENTUCKY*	SEC Network	3 p.m.
N28	AUBURN*	CBS	2:30 p.m.
D5	at Arkansas*	TBA	TBA

KENTUCKY (3-4, 3-4 SEC)

S26	at 8/8 Auburn*	SEC Network	L, 14-23
03	NR/RV OLE MISS*	SEC Network	L, 41-42 (OT)
010	RV/RV MISSISSIPPI STATE*	SEC Network+	W, 24-2
017	at 18/17 Tennessee*	SEC Network	W, 34-7
024	at Missouri*	SEC Network	L, 10-20
031	5/5 GEORGIA*	SEC Network	L, 3-14
N14	VANDERBILT*	SEC Network	W, 38-35
N21	at 1/1 Alabama*	SEC Network	3 p.m.
N28	at Florida*	ESPN	11 a.m.
D5	SOUTH CAROLINA*	TBA	TBA

* - Conference game

BOLD indicates home game

Rankings listed are AP/Coaches

All times Central

CRIMSON TIDE FOOTBALL MEDIA SERVICES

Monday	Tuesday	Wednesday	Thursday	Friday	Saturday	Sunday
MEDIA DAY Noon - Coach Saban 12:30 p.m. - Players	PRACTICE 1 p.m. - Players	SEC COACHES TELECONFERENCE 10:40 a.m. PRACTICE 6 p.m. - Coach Saban	NO MEDIA AVAILABILITY	NO MEDIA AVAILABILITY	KENTUCKY 3 p.m. CT SEC Network	OFF DAY

All times CT

MONDAY

Noon - Coach Saban Press Conference – Alabama head coach Nick Saban will be available to the media for his weekly press conference in the Naylor Stone Media Room in the Mal Moore Athletic Facility at 12 p.m. Media will be asked to participate over a Zoom call. If you are requesting to be added to the e-mail list that receives the link, please contact Josh Maxson. Selected players that have been requested 24 hours in advance will be available on the same Zoom link in the Naylor Stone Media Room following Coach Saban's press conference at 12:30 p.m. Player requests should be made by contacting Josh Maxson or Alex Thompson. Josh can be reached by e-mail (jmaxson@ia.ua.edu) or phone (205) 348-3631. Alex can be reached by e-mail (athompson@ia.ua.edu) or phone (205) 348-6084. Requests must be made no later than 5 p.m. CT on Sunday.

MONDAY PRESS CONFERENCE SCHEDULE

11:30 a.m. – Game notes posted on RollTide.com

Noon - Coach Saban

12:30 p.m. - Selected players available via Zoom in the Naylor Stone Media Room

3 p.m. – Press conference video posted on RollTide.com

TUESDAY

1 p.m. – Selected players available via Zoom in the Naylor Stone Media Room

WEDNESDAY

10 a.m.-12:10 p.m. – SEC Weekly Teleconference – Nick Saban (10:40-10:50 a.m.) - 1-877-381-5694 (Confidential). Contact SEC Office 1-205-458-3000 for weekly passcode to access the call

6 p.m. – Coach Saban available to the media via Zoom following practice in the Naylor Stone Media Room

THURSDAY

No media availability

FRIDAY

No media availability

ON THE INTERNET

RollTide.com – Alabama's official athletics website serves as a resource for in-depth information on current and historical Crimson Tide student-athletes, coaches and teams. The football page includes links to rosters, coaching staff, notes packages, practice reports and schedules as well as Tide TV and all of Alabama's rich football history and tradition.

SECsportsmedia.com – Media covering the Southeastern Conference have its own website to get the latest information on the league. Through the services of Sports Systems, Inc., the site has the latest updated standings, results, schedules, statistics, notes and PDF versions of all SEC releases and media guides. On the site, the SEC has a digital image platform that provides access to the SEC's latest photographs, images, logos and links to all of the SEC school media web sites and home pages.

CRIMSON TIDE VIDEO FTP – Links to download footage for broadcast television use only will be emailed when footage is made available. For questions or to be added to the list, please contact Christopher England by e-mail at cengland@ia.ua.edu.

ALABAMA PLAYERS – Interview requests for Alabama players should be made through Alex Thompson (athompson@ia.ua.edu). Player interviews are usually conducted at Monday's press conference beginning at 12:30 p.m. and before practice on Tuesday. All player requests for Monday's press conference need to be made by 5 p.m. on the Sunday before so that proper notice can be given to the players. Players are off limits for interviews beginning Thursday.

GAME CREDENTIALS – Media should apply for credentials at www.RollTide.com/ media. All credentials are held at media will call, which is located in the northwest corner of Bryant-Denny Stadium at Ticket Window 8, located next to Gate 4. The media will call window opens three hours prior to kickoff. Any questions can be directed to Roots Woodruff (rwoodruff@ia.ua.edu).

ALABAMA ATHLETICS COMMUNICATIONS

Phone: (205) 348-6084

Fax: (205) 348-8841

Assistant Athletics Director, Football Communications:

Josh Maxson
Office: (205) 348-3631
e-mail: jmaxson@ia.ua.edu

Senior Associate Athletics Director, Athletics Communications:

Jessica Paré (Logistics/Credentials)
Phone: (205) 394-5985
e-mail: jpare@ia.ua.edu

Assistant Director of Athletics Communications:

Alex Thompson (Football Players/Notes)
Phone: (440) 666-7615
e-mail: athompson@ia.ua.edu

Assistant Director of Athletics Communications:

Haley Peterson (Notes/Game Program)
Phone: (559) 356-8802
e-mail: hpeterson@ia.ua.edu

Director of Athletics Communications:

Aaron Jordan (Football Stats)
Phone: (205) 913-1979
e-mail: ajordan@ia.ua.edu

Associate Director of Athletics Communications:

Roots Woodruff (Football Credentials)
Phone: (205) 394-2758
e-mail: rwoodruff@ia.ua.edu

Assistant Director of Athletics Communications:

Nathan Sheehan
Phone: (847) 846-9894
e-mail: nsheehan@ia.ua.edu

THE FRIENDLY CONFINES OF BRYANT-DENNY STADIUM: Alabama has won 52 of the last 54 games at its home stadium following the Crimson Tide's 41-0 shutout win over Mississippi State on Oct. 31. Alabama boasts the best all-time home winning percentage in the FBS with an .833 (275-54-3) mark at Bryant-Denny Stadium since its opening in 1929. Georgia Southern's Paulson Stadium (202-41), which debuted in 1984, ranks second at .831 while Marshall's Joan C. Edwards Stadium (1991) is third at .829 (170-35). Boise State's Albertsons Stadium (274-57), which opened in 1970, is fourth at .828 with Oklahoma's Gaylord Family-Oklahoma Memorial Stadium (1923) in fifth at .814 (405-87-15). The Crimson Tide is 86-8 (.915) at Bryant-Denny Stadium during the tenure of Nick Saban, including an 82-5 (.943) record since the 2008 season.

Home Winning Percentage (Current Stadium)

School	Stadium Name (Opened)	Record (Percentage)
1. ALABAMA	BRYANT-DENNY STADIUM (1929)	275-54-3 (.833)
2. Georgia Southern	Paulson Stadium (1984)	202-41 (.831)
3. Marshall	Joan C. Edwards Stadium (1991)	170-35 (.829)
4. Boise State	Albertsons Stadium (1970)	274-57 (.828)
5. Oklahoma	Gaylord Family-Oklahoma Memorial Stadium (1923)	405-87-15 (.814)

SABAN'S HOME RECORD: Alabama head coach Nick Saban is 145-20 (.879) in home games during his collegiate head coaching career. He owns an advantage at every stop he has made as a college head coach, including an 86-8 (.915) mark while at UA. Following the Crimson Tide's 41-0 shutout win over Mississippi State on Halloween, Saban has won 56 of his last 59 contests at Bryant-Denny Stadium.

EASTERN STREAK: Alabama's 48-17 win at Tennessee on Oct. 24 was the Crimson Tide's 29th consecutive victory over an SEC Eastern Division opponent, dating back to a 35-21 loss at then-No. 19 South Carolina on Oct. 9, 2010. The 29 wins include a 5-0 record in SEC Championship Games. During the current run, the Tide is 11-0 vs. Tennessee; , 5-0 vs. Georgia (2-0 in SEC CG, 1-0 in CFP NCG); 4-0 vs. Florida (2-0 in SEC CG) and Missouri (1-0 in SEC CG); 2-0 vs. Kentucky and Vanderbilt; and 1-0 vs. South Carolina. Overall, under Nick Saban the Crimson Tide is 39-3 (.929) against the SEC East, including a 7-1 (.875) record in the SEC Championship Game.

UNRANKED, NO PROBLEM UNDER SABAN: With its 41-0 shutout win over Mississippi State on Oct. 31, Alabama has defeated 95 consecutive unranked teams under head coach Nick Saban, the longest streak in FBS history. The current streak began with a win over Colorado on December 30, 2007 in the Independence Bowl. The previous record was 72 games, shared by Miami (Fla.) (1984-95) and Florida (1989-2000). Over the 95-game stretch, only Ohio State has single-digit losses to unranked opponents with nine. Under Saban, Alabama holds a 99-3 (.971) (95-3, .969 after vacations) mark against unranked opponents.

ALABAMA IN THE AP POLL: Alabama's No. 1 ranking in this week's Associated Press Top 25 Poll marks the 207th consecutive week that the Crimson Tide has appeared in the poll. That streak is the longest active streak in college football. The 207 weeks more than doubles second-place Clemson with the Tigers appearing in the poll for 96 consecutive weeks. Ohio State previously held the second-longest streak behind the Crimson Tide but did not appear in the Week 2 iteration of the poll. Prior to their absence, the Buckeyes had appeared in the AP rankings for 132 straight weeks. Alabama's 207 straight weeks tops the Crimson Tide's previous program-long streak of 71 straight weeks under head coach Gene Stallings in the mid-1990s.

PRONUNCIATION GUIDE

#5 JAVON Baker	JAY-von
#65 DEONTE Brown	dee-ON-tay
#97 Joseph BULOVAS	bull-uh-VUS
#57 JAVION Cohen	jay-V-on
#92 Justin EBOIGBE	ee-BOYG-bee
#55 EMIL EKIYOR Jr.	eh-MEAL eck-E-or
#87 Miller FORRISTALL	forrest-ALL
#22 NAJEE Harris	NAH-gee
#29 DeMarcco HELLAMS	HELL-ums
#52 Braylen INGRAHAM	INGRAM
#14 THAIU Jones-Bell	TIE-u
#10 ALE KAHU	AH-lay KAH-ho
#37 DEMOUY Kennedy	dem-OYE
#81 Cameron LATU	LAH-two
#48 PHIDARIAN Mathis	fuh-DARE-ee-un
#30 King MWIKUTA	MUH-coo-tuh
#99 Ty PERINE	PEA-rine
#16 Will REICHARD	RYE-curd
#21 JAHQUEZ Robinson	JAH-quez
#95 ISHMAEL SOPSHER	ish-MALL sop-SURE
#2 Patrick SURTAIN II	sir-TAN
#17 Jaylen WADDLE	WAD-uhl

ALABAMA FOOTBALL

QUICK FACTS

Location	Tuscaloosa, Ala.
Enrollment	37,842
Founded	April 12, 1831
Conference	Southeastern (West)
Colors	Crimson and White
Nickname	Crimson Tide
President	Dr. Stuart Bell
Director of Athletics	Greg Byrne
Faculty Athletics Representative	Dr. James King

FOOTBALL HISTORY

First Season	1892
All-Time Record	922-331-43 (.728)
All-Time SEC Record	421-170-20 (.705)
National Championships	17
SEC Championships	27
First Team All-Americans	134 players, 155 times
First Team All-Conference	261 players, 348 times
Bowl Appearances/Postseason Games	67/71
Bowl Victories	39

COACHING STAFF

Head Coach	Nick Saban
Alma Mater	Kent State, 1973
Collegiate Career Record (Years)	254-65-1 (25th)
Alabama Record (Years)	163-23 (14th)
Offensive Coordinator	Steve Sarkisian
Alma Mater	BYU, 1997
Defensive Coordinator	Pete Golding
Alma Mater	Delta State, 2005

TEAM INFORMATION

2019 Overall Record	11-2
2019 SEC Record/Finish	6-2/Second (West)
2019 Bowl	Vrbo Citrus Bowl
Bowl Result	Alabama 35, Michigan 16
Final Ranking	No. 8 Associated Press No. 8 USA TODAY Coaches

2020 SOUTHEASTERN CONFERENCE STANDINGS

EASTERN DIVISION

School	Overall	SEC
Florida	5-1	5-1
Georgia	4-2	4-2
Kentucky	3-4	3-4
Missouri	2-3	2-3
Tennessee	2-4	2-4
South Carolina	2-5	2-5
Vanderbilt	0-6	0-6

WESTERN DIVISION

School	Overall	SEC
Alabama	6-0	6-0
Texas A&M	5-1	5-1
Auburn	4-2	4-2
Arkansas	3-4	3-4
Ole Miss	3-4	3-4
LSU	2-3	2-3
Mississippi State	2-4	2-4



PRESEASON & WATCH LIST HONORS

Will Anderson Jr.

Chuck Bednarik Award Watch List (Midseason)

Deonte Brown

First Team All-American (ESPN.com)
Second Team All-American (The Sporting News)
Outland Trophy Watch List

Landon Dickerson

Outland Trophy Watch List
Rimington Trophy Watch List

Miller Forristall

Wuerffel Trophy Watch List

Najee Harris

Second Team All-American (Associated Press)
Second Team All-American (The Sporting News)
Second Team All-American (USA Today)
Second Team All-American (Walter Camp)
Doak Walker Award Watch List
Maxwell Award Watch List

Mac Jones

Davey O'Brien Award Watch List
Johnny Unitas Golden Arm Award Watch List
Maxwell Award Watch List (Midseason)

Alex Leatherwood

First Team All-American (Associated Press)
First Team All-American (ESPN.com)
First Team All-American (The Sporting News)
First Team All-American (USA Today)
Second Team All-American (Walter Camp)
Outland Trophy Watch List

Shane Lee

Butkus Award Watch List

John Metchie III

Biletnikoff Award Watch List (Midseason)

Dylan Moses

First Team All-American (Associated Press)
First Team All-American (ESPN.com)
First Team All-American (USA Today)
Second Team All-American (The Sporting News)
Second Team All-American (Walter Camp)
Butkus Award Watch List
Chuck Bednarik Award Watch List
Bronko Nagurski Trophy Watch List
Lott IMPACT Trophy Watch List

LaBryan Ray

Outland Trophy Watch List
Bronko Nagurski Trophy Watch List

DeVonta Smith

First Team All-American (Associated Press)
First Team All-American (ESPN.com)
First Team All-American (The Sporting News)
First Team All-American (USA Today)
First Team All-American (Walter Camp)
Biletnikoff Award Watch List
Maxwell Award Watch List

Patrick Surtain II

First Team All-American (ESPN.com)
Second Team All-American (Associated Press)
Second Team All-American (The Sporting News)
Second Team All-American (USA Today)
Second Team All-American (Walter Camp)
Chuck Bednarik Award Watch List
Bronko Nagurski Trophy Watch List
Lott IMPACT Trophy Watch List (Midseason)
Jim Thorpe Award Watch List

Carl Tucker

John Mackey Award Watch List

Jaylen Waddle

First Team All-American (ESPN.com)
First Team All-American (The Sporting News)
First Team All-American (USA Today)
Second Team All-American (Associated Press)
Second Team All-American (Walter Camp)
Biletnikoff Award Watch List
Earl Campbell/Tyler Rose Watch List
Paul Hornung Award Watch List
Maxwell Award Watch List

ALABAMA IN THE AP SINCE 2008: Alabama opened the 2008 season at No. 24 in the Associated Press Preseason Poll. The Crimson Tide began that year with a dominant 34-10 win over then-No. 9 Clemson in Atlanta, Ga. Since that win over the Tigers, Alabama has not been ranked lower than No. 17 in 205 polls that have followed since. According to College Poll Archive, the Tide has now spent 96.1 percent of the 12-plus years ranked in the top 10, bettering No. 2 Ohio State (75.8 percent) over that stretch. A whopping 86.5 percent of that time Alabama has been ranked in the top five. The next best team is the Buckeyes at 45.9 percent. The Crimson Tide has also been ranked No. 1 a total of 93 times since 2008, or 44.9 percent of the time. Only 13 other teams have earned the No. 1 ranking over that time, with the second-most appearances coming from Clemson at 23.

ALABAMA vs. AP TOP 25 IN 2020: Alabama is one of 39 teams in the nation that have faced at least two opponents ranked in the current Associated Press Top 25. The Crimson Tide is the only team in the group of 39 that is undefeated in those contests, going 2-0 against current AP Top 25 teams. The Tide is also part of a collection of six teams with two wins against teams ranked in the AP Top 25 at the time of the game, joining Cincinnati, Georgia, Indiana, North Carolina and Tulsa. Alabama first defeated then-No. 13 Texas A&M, 52-24, in Tuscaloosa on Oct. 3 before taking down then-No. 3 Georgia, 41-24, two weeks later at Bryant-Denny Stadium. Despite the losses to Alabama, both teams currently rank in the top 13 of this week's poll with the Aggies sitting at No. 5 while the Bulldogs are No. 13.

MORE THAN A DECADE AT NO. 1: With Alabama's Nov. 8 ranking at No. 1, the Crimson Tide has been ranked No. 1 in the Associated Press poll at least once each season since 2008. The 13-year streak is the longest in the history of the AP rankings. The previous long streak was seven seasons by Miami (Fla.) from 1986-92. The Crimson Tide began the 2020 campaign ranked at No. 3 in the AP.

SABAN AT NO. 1: Among active head coaches during the 2020 campaign, Alabama head coach Nick Saban has coached the most games as the Associated Press Poll's No. 1 team. Saban has coached 80 games as the nation's top-ranked team entering this weekend's matchup with Kentucky, which is 59 more games than second-place Dabo Swinney, who has totaled 21 games at No. 1. Third on the list is Kansas' Les Miles, who has coached 14 games as the top-ranked team in the AP Poll. The fourth coach on the list is Texas A&M's Jimbo Fisher who coached 10, all coming during the 2013-14 seasons at Florida State. Ranking fifth is a trio of coaches at seven games in UCLA's Chip Kelly, LSU's Ed Orgeron and Ohio's Frank Solich.

SABAN vs. AP TOP 25: The Crimson Tide's 41-24 win over then-No. 3 Georgia on Oct. 17 was Nick Saban's 86th career win and 63rd at Alabama vs. the Associated Press Top 25. That victory over the Bulldogs ties Saban with Joe Paterno at 86 career wins against the AP Top 25, a total that is tops in the history the poll. Last season, Saban's win over then-No. 24 Texas A&M moved him ahead of Florida State legend Bobby Bowden for second all-time. Alabama's Paul "Bear" Bryant is fourth at 66. Former Duke, Florida and South Carolina coach Steve Spurrier is fifth at 64. Saban's winning percentage against AP ranked teams (86-42, .672) tops Bryant (.592), Bowden (.557), Spurrier (.529) and Paterno (.512).

Most Wins vs. Opponents Ranked in the Associated Press Top 25

Coach	Wins (Pct.)
NICK SABAN	86 (.672)
Joe Paterno	86 (.512)
Bobby Bowden	82 (.557)
Paul "Bear" Bryant	66 (.592)
Steve Spurrier	64 (.529)

ALWAYS IN THE HUNT: Since the 2008 season, Alabama has played in 147 of 150 regular season games that have had national championship implications. The final three games of the 2010 season marked the only three regular season contests without direct national championship implications over the last 13 seasons.

COACHING ASSIGNMENTS

Jeff Banks - Special Teams Coordinator/Tight Ends	Field
Kyle Flood - Offensive Line	Field
Pete Golding - Defensive Coordinator/Inside Linebackers	Field
Charles Huff - Associate Head Coach/Running Backs	Booth
Charles Kelly - Associate Defensive Coordinator/Safeties	Booth
Freddie Roach - Defensive Line	Field
Steve Sarkisian - Offensive Coordinator/Quarterbacks	Field
Karl Scott - Cornerbacks	Field
Sal Sunseri - Outside Linebackers	Booth
Holmon Wiggins - Wide Receivers	Field

ONE AND ONLY: Since 2014, the start of the College Football Playoff era, Alabama has only lost one game by 13-plus points. The Crimson Tide's only loss by 13-plus points or more in that time period came in the Crimson Tide's 16-44 loss to Clemson in the College Football Playoff National Championship on Jan. 7, 2019. To compare, Clemson has three losses by 13-plus points in the same time span while Oklahoma has four and Ohio State has five.

ALABAMA HAS MOST WINS SINCE 2008: Dating back to the start of the 2008 season, Alabama has won 156 games, which is the most in the Football Bowl Subdivision. The Crimson Tide won 12 games in 2008, followed by a perfect 14-0 record in 2009, a 10-3 mark in 2010 and a 12-1 record in 2011. Alabama finished 13-1 in 2012 and 2017, 11-2 in 2013 and 2019, 12-2 in 2014, and 14-1 in 2015, 2016 and 2018. Ohio State is second with 141 wins followed closely by Clemson at 140. Boise State ranks fourth with 136 victories, while Oklahoma rounds out the top five, totaling 134 over that span.

Total Wins (since 2008)

Team	Wins	2008+09+10+11+12+13+14+15+16+17+18+19+20
1. ALABAMA	156	12+14+10+12+13+11+12+14+14+13+14+11+6
2. Ohio State	141	10+11+12+6+12+12+14+12+11+12+13+13+3
3. Clemson	140	7+9+6+10+11+11+10+14+14+12+15+14+7
4. Boise State	136	12+14+12+12+11+8+12+9+10+11+10+12+3
5. Oklahoma	134	12+8+12+10+10+11+8+11+11+12+12+12+5

NON-OFFENSIVE TOUCHDOWNS IN THE SABAN ERA: Malachi Moore's 28-yard fumble recovery for a score on Tennessee's first drive of the second half on Oct. 24 marked Alabama's 77th non-offensive touchdown of the Nick Saban era and the second in 2020. Alabama totaled seven non-offensive scores in both 2019 and 2018 and recorded a single-season record 15 in 2016, which led the Football Bowl Subdivision and was the most in a season by any FBS team in the last 20 years. Alabama scored a non-offensive touchdown in 10 consecutive games dating from to the CFP Semifinal vs. Michigan State on Dec. 31, 2015, to the Texas A&M game on Oct. 22, 2016, and had 14 non-offensive touchdowns in that span – four interceptions, four punt returns, five fumble recoveries and a kickoff return.

Non-Offensive TDs in the Saban Era

Season	INT	FR	KOR	PR	BkPR	Totals
2020	1	1	—	—	—	2
2019	2	1	1	1	2	7
2018	4	1	1	1	—	7
2017	2	—	—	—	—	2
2016	6	5	—	3	1	15
2015	4	—	1	4	1	10
2014	—	1	—	—	—	1
2013	3	—	1	2	1	7
2012	1	1	1	—	—	3
2011	3	—	—	1	1	5
2010	2	—	1	—	1	4
2009	2	1	—	1	—	4
2008	4	1	—	4	—	9
2007	—	—	—	1	—	1
TOTALS	34	12	6	18	7	77

FIRST TIME STARTERS: The Crimson Tide had one student-athlete make his first career start in the Oct. 31 matchup with Mississippi State as defensive back Brian Branch got the nod. Branch joined a collection of 12 players that have made their first career start this season. That group of 12 includes: Slade Bolden and Charlie Scott (Tennessee); DeMarcco Hellams (Georgia); Christopher Allen and John Metchie III (Ole Miss); and Chase Allen, Will Anderson Jr., Emil Ekiyor Jr., Sam Johnson, Malachi Moore, Carl Tucker and Daniel Wright (Missouri).

FIRST TIME PLAYERS: In Alabama's Oct. 31 matchup with Mississippi State, four total student-athletes made their first career appearance in the crimson and white. That group included freshmen Thau Jones-Bell (WR), DJ Douglas (DJ Douglas) and Jah-Marien Latham (DL), in addition to junior defensive back Ronald Williams Jr. The foursome joined a group of 19 Crimson Tide players who have earned their first career playing time this season including freshmen Chase Allen (PK), Will Anderson Jr. (LB), Javon Baker (WR), Brian Branch (DB), Jamil Burroughs (DL), Javion Cohen (OL), Traeshon Holden (WR), Sam Johnson (P), Demouy Kennedy (LB), Jase McClellan (RB), Malachi Moore (DB), Drew Sanders (LB), Trey Sanders (RB), Tim Smith (DL), Roydell Williams (RB) and Bryce Young (QB), along with seniors Joshua Lanier (WR), Charlie Scott (P) and Carl Tucker (TE).

ALABAMA IN THE AP POLL

Alabama has been ranked in 818 of the 1,180 Associated Press college football polls since 1936, according to the AP Poll Archive. The Crimson Tide owns a 498-132-8 (.787) all-time record in games when ranked in the Associated Press college football poll, including a 139-20 (.874) mark under head coach Nick Saban. Alabama is also ranked in the AP poll for the 207th consecutive week, topping its previous streak set in the mid-1990s when UA was ranked for 71 straight weeks under head coach Gene Stallings. Alabama has started seven seasons at No. 1 (2018, 2017, 2016, 2013, 2010, 1978, 1966).

ASSOCIATED PRESS TOP 25 - WEEK 11

Rank	Team (FPV)	Record	Points	Previous Rank
1	ALABAMA (60)	6-0	1,548	1
2	Notre Dame (1)	8-0	1,467	2
3	Ohio State (1)	3-0	1,445	3
4	Clemson	7-1	1,355	4
5	TEXAS A&M	5-1	1,240	5
6	Florida	5-1	1,222	6
7	Cincinnati	7-0	1,198	7
8	BYU	8-0	1,094	8
9	Indiana	4-0	997	10
10	Wisconsin	2-0	950	13
11	Oregon	2-0	949	11
12	Miami	7-1	940	9
13	GEORGIA	4-2	824	12
14	Oklahoma State	5-1	750	14
15	Marshall	7-0	557	16
	Coastal Carolina	7-0	557	15
17	Iowa State	5-2	498	17
18	Oklahoma	5-2	497	18
19	Northwestern	4-0	378	23
20	USC	2-0	377	20
21	Liberty	8-0	307	22
22	Texas	5-2	296	21
23	AUBURN	4-2	187	24
24	Louisiana	7-1	177	25
25	Tulsa	4-1	155	-

Others Receiving Votes: North Carolina 101, SMU 20, Utah 17, Washington 15, Arizona State 9, Boise State 6, San Jose State 5, Appalachian State 5, Nevada 3, Iowa 2, Buffalo 1, UCF 1.

2020 Opponents in **BOLD**

SABAN AMONG THE BEST

TOP WINNING PERCENTAGE (DIVISION I) BY ACTIVE COACHES (10+ YEARS)

Dabo Swinney	Clemson (12th)	137-32	.811
NICK SABAN	ALABAMA (25th)	254-65-1	.795
Brian Kelly	Notre Dame (17th)	153-59	.722
Gary Patterson	TCU (21st)	175-74	.703
Mike Gundy	Oklahoma State (16th)	134-65	.673

ALABAMA IN THE COACHES POLL

The Crimson Tide has enjoyed much success in the coaches rankings over the past half century. The United Press International debuted the coaches poll in 1950 and ran the poll through the 1990 season. USA TODAY has administered the poll for the past 30 seasons (1991-2020), and in 2014, Amway became the title sponsor. Alabama was ranked No. 1 in the 2010 preseason coaches' poll after starting out the 2009 preseason poll at No. 5. Alabama remained in the top five the entire season, reaching No. 1 after defeating Florida in the SEC Championship and holding the position to claim the national championship after defeating Texas in Pasadena. The Tide then claimed the No. 1 spot to close out the 2011, 2012, 2015 and 2017 seasons. The Tide has compiled four UPI (1961, 1964, 1973 and 1979) and six USA TODAY (1992, 2009, 2011, 2012, 2015 and 2017) coaches poll national titles.

AMWAY COACHES - WEEK 11

Rank	Team (FPV)	Record	Points	Previous Rank
1	ALABAMA (57)	6-0	1,545	1
2	Notre Dame (3)	8-0	1,468	2
3	Ohio State (2)	3-0	1,430	3
4	Clemson	7-1	1,349	4
5	Florida	5-1	1,232	5
6	TEXAS A&M	5-1	1,230	6
7	Cincinnati	7-0	1,168	7
8	BYU	8-0	1,100	8
9	Miami	7-1	987	9
10	Indiana	4-0	983	10
11	GEORGIA	4-2	879	11
12	Wisconsin	2-0	853	14
13	Oregon	2-0	849	12
14	Oklahoma State	5-1	790	13
15	Marshall	7-0	572	15
16	Iowa State	5-2	543	16
17	Oklahoma	5-2	492	18
18	Coastal Carolina	7-0	485	17
19	USC	2-0	384	20
20	Northwestern	4-0	362	23
21	AUBURN	4-2	317	21
22	Liberty	8-0	305	22
23	Texas	5-2	219	24
24	North Carolina	6-2	153	-
25	Louisiana	7-1	137	-

Others Receiving Votes: Tulsa 67, Utah 35, SMU 28, Appalachian State 24, Purdue 22, **MISSOURI 19, KENTUCKY 19, ARKANSAS 13**, Nevada 12, San Jose State 11, Boise State 11, Army 11, Memphis 10, Maryland 10, Boston College 10, **TENNESSEE 6**, Washington 4, Kansas State 3, Colorado 3.

2020 Opponents in **BOLD**

LEADING THE WAY TO THE NFL: Alabama has had more draft picks over the last 12 drafts (93) than any other college in the nation. An impressive 33 of those picks have been first-round selections. The list of 93 features seven Super Bowl champions, 22 Pro Bowl selections, nine First Team All-Pro members and one Offensive Rookie of the Year. The 2020 Draft featured nine former Alabama standouts that heard their name called across the three-day event. Following the 2020 edition, the Crimson Tide has now had 41 players taken in the last four NFL Drafts, marking four consecutive years that Alabama has had nine or more players drafted.

2020 NFL DRAFT: The Crimson Tide saw nine former players selected in the 2020 NFL Draft, including four first-round picks in Tua Tagovailoa (No. 5, Miami Dolphins), Jedrick Wills Jr. (No. 10, Cleveland Browns), Henry Ruggs III (No. 12, Las Vegas Raiders) and Jerry Jeudy (No. 15, Denver Broncos). Xavier McKinney (No. 36, New York Giants), Trevon Diggs (No. 51, Dallas Cowboys) and Raekwon Davis (No. 56, Miami Dolphins) followed in round two. Linebackers Terrell Lewis (No. 84, Los Angeles Rams) and Anfernee Jennings (No. 87, New England Patriots) rounded out the Tide's selections, each going in the third round. Alabama has now had at least nine players selected in four consecutive drafts and has produced multiple first-round picks in nine of the last 12 NFL Drafts with single first-round selections in 2009, 2015 and 2016.

OFF-THE-FIELD NOTES

ALABAMA DEGREES: Alabama's success on the field over the past 13 seasons under Nick Saban has coincided with the Tide's success in the classroom. The 2020 squad is no exception as Alabama entered the season with 15 players who already had degrees in hand heading into Fall Camp. The list of 15 includes: Deonte Brown, Joseph Bulovas, Logan Burnett, Ben Davis, Landon Dickerson, Joe Donald, Thomas Fletcher, Miller Forristall, Mac Jones, Alex Leatherwood, Joshua McMillon, Chris Owens, DeVonta Smith, Carl Tucker and Daniel Wright. Additionally, Forristall and Owens each earned both their bachelor's and master's degrees prior to the start of the 2020 slate. Since 2013, UA has seen 173 degrees earned (graduate and undergraduate) by players who were still suiting up for the Crimson Tide after having graduated. Since the 2010 season, Alabama has seen an impressive 26 players earn a master's degree before stepping foot on the field for the final time.

GRADUATING WITH THE BEST: The Alabama football team has not only been dominant on the field, but also in the classroom. In May of this year, the Crimson Tide posted a program record Academic Progress Rate (APR) mark of 990, which bettered the national average for Football Bowl Subdivision (FBS) teams by 22 points. Alabama football also earned public recognition from the NCAA for their APR score figuring in the top-10 percentile nationally among all football teams. The Tide also moved up to an 85 in the most recent Graduation Success Rate (GSR) figures released last October. Those numbers covered student-athletes who attended the University during 2009-12. Alabama's 85 ranked third amongst Southeastern Conference football programs, marking the 11th year in a row that the Tide football squad has ranked in the top four in the SEC by GSR.

ALABAMA SHARES 2019 AFCA ACADEMIC ACHIEVEMENT AWARD: The Alabama football program was among six recipients of the 2019 American Football Coaches Association (AFCA) Academic Achievement Award. It marked the second time in the last three years the Crimson Tide earned the recognition. Alabama was one of six football programs to receive the honor last year, joining the Air Force Academy, Clemson, Louisville, Rice and Utah. The NCAA's single-year Academic Progress Rate (APR) is used to select the winner and all six schools posted perfect scores of 1,000 for 2017-18. Each student-athlete receiving athletically related financial aid earns one point for staying in school and one point for being academically eligible. A team's total points are divided by points possible and then multiplied by 1,000 to equal the team's Academic Progress Rate. The award recognized the CFA-member Football Bowl Subdivision institution with the highest graduation rate among members of its football team. When the CFA disbanded in 1997, the AFCA stepped in to present the award.

DICKERSON, WILLS JR. EARN CoSIDA ACADEMIC ALL-DISTRICT HONORS: Offensive linemen Landon Dickerson and Jedrick Wills Jr. were both voted to the College Sports Information Directors of America (CoSIDA) Academic All-District IV team. It was the second such honor for Wills Jr. and the first for Dickerson. Now pursuing his master's in business administration (MBA), Dickerson previously earned his undergraduate degree in management with a 3.68 GPA at Florida State. Wills Jr. carried a 3.44 GPA while pursuing a degree in finance. Following their selections a year ago, Alabama football has now tallied 19 CoSIDA All-District honors since 2009, including Academic All-America honors eight times under head coach Nick Saban, the most notable being Barrett Jones, the only four-time honoree in CoSIDA Football Academic All-America history.

HARRIS NAMED WITTEN COLLEGIATE MOTY SEMIFINALIST: Najee Harris was selected as one of 20 semifinalists for the fourth annual Jason Witten Collegiate Man of the Year Award on Nov. 17. The award focuses primarily on a player's leadership, both on and off the field. The semifinalists have all demonstrated leadership by exhibiting exceptional courage, integrity and sportsmanship. The finalists will be named on Dec. 16 with the winner being announced at the award ceremony on Feb. 16, 2021. The winner of the Jason Witten Collegiate Man of the Year Award will also receive a \$10,000 contribution in his name to his school's athletic scholarship fund.

ACADEMIC PROWESS: The Tide has been a model of success on the football field, but the team has generated plenty of accolades in the classroom as well. Below are some of the academic highlights under Nick Saban.

- A total of 15 Crimson Tide players will take the field with their degrees in hand for the season opener against Missouri.
- Earned Graduation Success Rate (GSR) of 85 in 2018-19 ranked third among SEC football programs.
- In 2018, Alabama ranked among the national leaders with 22 graduates on its roster during postseason play. The Tide led the nation in graduates on its roster during postseason play in 2015 (29), 2014 (22) and 2013 (28).
- Alabama's five national title football teams under Nick Saban (2009, 2011, 2012, 2015, 2017) included 114 players who had earned their degrees prior to game time.
- The 2014 team was recognized as one of the nation's top academic programs, ranking third in the annual academic rankings of the top 25 college football teams produced by New America, a Washington D.C. think-tank.
- The 2011 BCS national championship team had 21 graduates playing in the bowl game, which was the second most in the country.
- That 2011 team led the SEC with 38 student-athletes being named to the SEC Academic Honor Roll.
- The 2009 BCS national championship team led the country with 11 graduates playing in the bowl game.
- In 2017-18, Alabama finished second in the number of football student-athletes being named to the SEC First-Year Academic Honor Roll with 10 honorees. Alabama topped that list in 2009, 2010 and 2011 and shared the top spot in the 2015-16 academic year.

DICKERSON NAMED SEMIFINALIST FOR WILLIAM V. CAMPBELL TROPHY:

Offensive lineman Landon Dickerson was selected as a semifinalist for the William V. Campbell Trophy, awarded to the college football player who possesses the best combination of academics, community service and on-field performance. He is one of 199 candidates nominated for the award. Now in graduate school, Dickerson wrapped up his undergraduate degree at Florida State University with a 3.684 cumulative grade-point average in sports management. His efforts helped him to graduate Cum Laude from FSU in just three years. While in Tallahassee, he was selected to the Dean's List five times and named to the ACC All-Academic Team in 2016. Arriving in Tuscaloosa in 2019, Dickerson enrolled in the University's MBA program and was selected to the CoSIDA Academic All-District IV team in 2019 in addition to earning SEC First-Year Academic Honor Roll recognition as a redshirt junior. In addition to his standout efforts in the classroom, he has taken part in nearly 40 hours of community service across his two schools while also being selected to Alabama Football's Leadership Group for his senior season.

CRIMSON TIDE IN THE COMMUNITY: Last season, Alabama worked 100-plus hours of community service in Tuscaloosa and the surrounding areas. The team volunteered its time across numerous areas during the 2019 season including in schools, hospitals, local food banks, retirement homes, with Habitat for Humanity and on campus.

ALLSTATE AFCA GOOD WORKS TEAM NOMINEE NAJEE HARRIS: Running back Najee Harris was nominated for the 2020 Allstate AFCA Good Works Team. The award is one of the most esteemed off-the-field honors in college football and recognizes nominees across all NCAA and NAIA divisions for the 2020 season. While at UA, Harris has been one of the Crimson Tide football team's most active members in the community. He has recorded nearly 50 hours of community service, highlighted by his volunteer efforts with the Alberta Head Start Unity Project where he has served as a positive role model for the children, reading to and mentoring the youth. Additionally, Harris and his teammates visited Fun Spot America in Orlando, Fla., for the Vrbo Citrus Bowl Day for Kids. Following that, Harris participated in the Dance Marathon for the Children's Miracle Network to help raise money for the Children's of Alabama hospital. His most recent volunteer effort saw the senior attend a "Night to Shine" as a prom buddy. The event is an unforgettable prom night experience for people with special needs and is hosted around the world in more than 720 host churches across 50 states and 34 countries.

HARRIS NAMED WITTEN COLLEGIATE MOTY SEMIFINALIST: Najee Harris was selected as one of 20 semifinalists for the fourth annual Jason Witten Collegiate Man of the Year Award on Nov. 17. The award focuses primarily on a player's leadership, both on and off the field. The semifinalists have all demonstrated leadership by exhibiting exceptional courage, integrity and sportsmanship. The finalists will be named on Dec. 16 with the winner being announced at the award ceremony on Feb. 16, 2021. The winner of the Jason Witten Collegiate Man of the Year Award will also receive a \$10,000 contribution in his name to his school's athletic scholarship fund.

FORRISTALL SELECTED TO WUERFFEL TROPHY WATCH LIST: Tight end Miller Forristall was tabbed to the 2020 Wuerffel Trophy Watch List, joining a group of 114 candidates up for the honor given to the college football player who best combines exemplary community service with athletic and academic achievement. The redshirt senior has contributed over 200 hours of service across various communities during his time at the Capstone. He took two separate mission trips with the American Football Coaches Association (AFCA) and Fellowship of Christian Athletes (FCA). While on those two trips, Forristall spent a week in Costa Rica coaching football camps while also helping to educate the community on healthy habits and conditions and followed that by traveling to a Nicaraguan Refugee Camp with fellow FCA student-athletes. In addition to his mission work, Forristall participated in hospital visits and community service events as part of the Tide's bowl trips during his time with the football team.

FORRISTALL NAMED TO SENIOR CLASS AWARD LIST: Redshirt senior Miller Forristall was named as a candidate for the Senior CLASS Award on Nov. 13. He is one of 30 candidates for the award. An acronym for 'Celebrating Loyalty and Achievement for Staying in School', the award focuses on the total student-athlete and encourages students to use their platform in athletics to make a positive impact as leaders in their communities. The list will be narrowed to 10 finalists at the end of the regular season with the winner being announced during bowl season.

ALABAMA ATHLETICS AS A WHOLE: The University of Alabama has built a total program, winning championships on the field and bringing home plenty of academic awards in the classroom.

- Since 2008, Crimson Tide athletics teams have won 11 national championships in five different sports and 26 SEC championships in eight different sports. That tally includes two College Football Playoff National Championships and five SEC team titles in four different sports over the last five years. Overall, the Crimson Tide has won 27 national championships and 106 conference titles.
- Alabama Athletics tallied more than 150 graduates over the past academic year. That number includes an NCAA and World champion, 25 All-Americans and eight Academic All-Americans, as well as 16 master's degrees between winter, spring and summer graduates. The Tide's latest NCAA Graduation Success Rate was 91, two points higher than the year before, and stood third among SEC schools.
- On a department-wide basis, Alabama's more than 600 student-athletes averaged over a 3.5 grade-point average during 2019-20. All 17 programs earned better than a 2.9 GPA with 16 earning better than a 3.0 and 11 achieving a 3.5 GPA for the year, marking the 10th year in a row that at least five teams have met that standard.
- Alabama was also prolific when it came to the SEC Academic Honor Roll, coming away with the 385 honors during the 2019-20 academic year. The Tide had 78, 60 and 127 student-athletes named to the SEC Fall, Winter and Spring Academic Honor Rolls, respectively, and 120 named to the First-Year Academic Honor Roll.
- The Crimson Tide was once again among the national leaders when it comes to Academic All-America honors, totaling 12 during the 2019-20 academic year. With a dozen in 2019-20, Alabama is the only school to earn double-digit honors the last seven years in a row, totaling an NCAA-best 78 over that span. The Tide also leads the nation in Academic All-America honors since 2000 with 156 and is No. 1 in the SEC and fifth all-time with 192.
- Alabama student-athletes were voted the SEC Scholar-Athlete of the Year for their respective sports a conference-record eight times during the 2019-20 academic year. Crimson Tide student-athletes from 13 different teams have earned SEC Scholar-Athlete of the Year recognition for their respective sports a conference-best 60 times since the honor's inception in 2003, tallying more than a dozen better than the next closest school.

2020 COACHING STAFF PLAYERS OF THE WEEK

The Alabama coaching staff recognizes players of the week after each game. Below is a game-by-game look at the winners.

MISSOURI (ANNOUNCED SEPT. 27)

Offense Mac Jones, Jaylen Waddle
Defense Christian Harris, Josh Jobe
Specialists DeMarcco Hellams

TEXAS A&M (ANNOUNCED OCT. 4)

Offense Deonte Brown, Mac Jones, John Metchie III
Defense Christopher Allen, Malachi Moore
Specialists Will Reichard, Jaylen Waddle

OLE MISS (ANNOUNCED OCT. 11)

Offense Miller Forristall, Najee Harris, DeVonta Smith
Defense Christopher Allen, Patrick Surtain II
Specialists John Metchie III

GEORGIA (ANNOUNCED OCT. 18)

Offense Mac Jones, Alex Leatherwood, DeVonta Smith
Defense Christopher Allen, Dylan Moses, Patrick Surtain II
Specialists Will Reichard

TENNESSEE (ANNOUNCED OCT. 25)

Offense Landon Dickerson, Mac Jones
Defense Christian Harris, Malachi Moore
Specialists Will Reichard, Drew Sanders

MISSISSIPPI STATE (ANNOUNCED NOV. 1)

Offense Evan Neal, DeVonta Smith
Defense Christopher Allen, Will Anderson Jr., Christian Barmore, Brian Branch, DJ Dale, Christian Harris, DeMarcco Hellams, Josh Jobe, Phidarian Mathis, Malachi Moore, Dylan Moses, Patrick Surtain II, Daniel Wright, Byron Young
Specialists Jase McClellan, Will Reichard

KENTUCKY (ANNOUNCED NOV. 22)

Offense
Defense
Specialists

AUBURN (ANNOUNCED NOV. 29)

Offense
Defense
Specialists

ARKANSAS (ANNOUNCED DEC. 6)

Offense
Defense
Specialists

OFFENSIVE NOTES

35-OR-MORE IN 19 STRAIGHT: The Crimson Tide scored 41 points in the Halloween matchup with Mississippi State. That total marked the 19th straight game that Alabama's offense has scored 35-or-more points, which is the longest streak in major-college football history. Oregon scored at least 35 points in 15 consecutive games from Nov. 5, 2011 through a Nov. 17, 2012 loss to Stanford by a score of 17-14. Alabama's last game of not posting 35-or-more points came in the Tide's 44-16 loss to Clemson in the College Football Playoff National Championship Game on Jan. 7, 2019.

SCORING 38-PLUS ON THE ROAD: Included in Alabama's 19 straight games of 35-or-more points is a streak of seven straight road games with 38-plus points scored. That streak ties the current Ohio State team for the second-longest stretch of 38-or-more points on the road in the Associated Press Poll Era (since 1936). The only program with a longer run was Oregon with the Ducks posting a nine-game streak from 2011-13.

700+ YARDS OF TOTAL OFFENSE: The Crimson Tide posted 723 yards of total offense at Ole Miss on Oct. 10. That total ranks as the second-most yards ever produced by an Alabama offense in a single game. Alabama amassed 417 yards passing and 306 yards rushing against the Rebels, making them the first team since Oklahoma in 2016 to pass for 400 yards and rush for 300 yards against a Power 5 opponent. The all-time record for yards in a game by a UA offense is 833 at home in Tuscaloosa against Virginia Tech on Oct. 27, 1973.

600+ YARDS OF TOTAL OFFENSE: Alabama eclipsed the 600-plus yard mark by rolling up 723 yards of total offense against Ole Miss on Oct. 10. The Crimson Tide has gone over the 600-yard marker only seven times prior to the matchup with the Rebels, most recently at Vanderbilt on Sept. 23, 2017, when the UA produced 677 yards of offense against the Commodores.

500+ YARDS OF TOTAL OFFENSE: Alabama recorded 587 yards of total offense at Tennessee on Oct. 24, marking the 37th time in the last 78 games, dating to the start of the 2015 season, that the Crimson Tide has eclipsed the 500-yard mark. In 2018, UA totaled 500 or more yards in 12-of-15 games to set a single-season record. The Tide followed that up by eclipsing 500 yards of offense in nine of the 13 games of the 2019 campaign. Alabama has gone over the 500-yard marker in four of six games so far this season.

75-PLUS FOR A SCORE UNDER SARK: Since Steve Sarkisian took over as offensive coordinator in 2018, the Crimson Tide has had an FBS-leading six different players catch a touchdown pass of 75 yards or more. So far this season, the Alabama offense has posted three, including a 90-yard connection for Jaylen Waddle against Georgia on Oct. 17. That scoring strike joined an 87-yard and 78-yard scoring play against Texas A&M on Oct. 3. The 87-yarder came from Waddle and was preceded by a 78-yarder from John Metchie III for the first score of the game.

Alabama 75-Plus Yard Scoring Receptions (since 2018)

Rank	Player	Total 75+ Rec.	Long Rec.
1.	JAYLEN WADDLE	4 (94, 90, 87, 77)	94
2.	Jerry Jeudy	3 (85, 81, 79)	85
3.	DEVONTA SMITH	1 (85)	85
	Henry Ruggs III	1 (81)	81
	JOHN METCHIE III	1 (78)	78
	Irv Smith Jr.	1 (76)	76

STACKING UP 100s: Alabama's explosive offense has produced nine individual 100-plus yard receiving performances through six games this season, including at least one 100-plus yard receiver in every game. The Crimson Tide has also had multiple players in the same game over the 100-yard mark in three of six contests so far. The impressive numbers by the Tide wideouts have come against SEC defenses. For perspective, Alabama's offense produced 11 100-plus yard efforts through 13 games last season and did so 13 times in 15 games during 2018 across conference and non-conference pairings.

TWO OVER 100: With 100-plus yard receiving performances from both senior DeVonta Smith (167) and junior Jaylen Waddle (161) against Georgia on Oct. 17, Alabama has now recorded 12 games in program history with two receivers over the 100-yard mark. The performance against the Bulldogs was Alabama's third time this season with two wideouts posting 100-plus yards, joining the Oct. 10 performance from Smith (164) and Waddle (120) at Ole Miss in addition to the Oct. 3 output against Texas A&M from sophomore John Metchie III (181) and Waddle (142). Alabama's 12 total games with two over 100 yards includes one game in 2019 and three in 2018. Prior to 2018, the Crimson Tide had only seen receiving duos post 100 or more receiving yards in the same game five times in history and only once in the Nick Saban era.

FIRST-HALF 100s: DeVonta Smith recorded 159 yards receiving in the first half of the Oct. 31 matchup with Mississippi State, including a first quarter that saw the senior total 130 yards and two scores on six catches. With Smith's 159-yard half, Crimson Tide wideouts have totaled 100-plus yards in the first half on nine occasions in UA's last 19 games, including the first three games to start the year and four of six contests overall in 2020.

100-Yard Receiving Halves

Player	Opponent (Date)	Catches-Yards-TDs
DeVonta Smith	Mississippi State (Oct. 31, 2020)	9-159-3
DeVonta Smith	at Ole Miss (Oct. 10, 2020)	7-105-1
John Metchie III	Texas A&M (Oct. 3, 2020)	4-118-1
Jaylen Waddle	at Missouri (Sept. 26, 2020)	7-121-2
Jerry Jeudy	vs. Michigan (Jan. 1, 2020)	4-132-1
Jaylen Waddle	Western Carolina (Nov. 23, 2019)	3-101-1
Jerry Jeudy	at Mississippi State (Nov. 16, 2019)	6-104-0
DeVonta Smith	Ole Miss (Sept. 28, 2019)	8-221-4
Henry Ruggs III	Southern Miss (Sept. 21, 2019)	4-148-2

OPENING DRIVE TOUCHDOWNS: Redshirt junior Mac Jones connected with senior DeVonta Smith for a 14-yard touchdown on the Crimson Tide's opening drive of the Oct. 10 matchup at Ole Miss. With that score, Alabama extended its winning streak to 36 straight games when scoring a touchdown on the first offensive possession of the game. The Tide's last loss after finding the end zone on its first drive was to the Oklahoma Sooners in the 2014 Allstate Sugar Bowl.

SCORING STREAK CONTINUES: Alabama extended its school record for consecutive games with a score to 261 thanks to Will Reichard's 40 yard field on the Crimson Tide's opening possession of the Oct. 31 matchup with Mississippi State. Alabama was last held off the scoreboard in a 9-0 loss to Auburn on Nov. 18, 2000. Alabama has a 203-55 (.787) record over the course of the current streak.

BALL PROTECTION: In the last 173 games dating to the start of the 2008 season, Alabama has turned the ball over only 188 times (103 fumbles, 85 interceptions) for 1.09 turnovers per game. Since 2009, the Tide has turned the ball over only 170 times in 159 games (1.07/game). That number since 2009 includes 67 interceptions in 4,080 attempts (1 INT every 60.9 attempts) by UA starting quarterbacks and 29 fumbles in 4,156 carries (one fumble lost every 143.3 carries) by the Tide's top two running backs.

WHO? MAC JONES: Following the Oct. 31 contest against Mississippi State, redshirt junior Mac Jones has totaled 10 starts across his Alabama career. Through those 10 starts his passing numbers are impressive when compared to his predecessors Tua Tagovailoa and Jalen Hurts. Jones is the only player in the group of three to eclipse the 400-yard mark at least once across his first 10 starts (three times, vs. A&M - Oct. 3; at Ole Miss - Oct. 10; vs. Georgia - Oct. 17) and is averaging 336.8 yards per game across that stretch to lead the trio. Below is a look at Jones compared to his former teammates.

Jones, Tagovailoa, Hurts

Player	Comp. %	Yds. Passing	TDs	INTs
Mac Jones	76.0 (209-275)	3,368	29	4
Tua Tagovailoa	67.9 (146-215)	2,525	28	2
Jalen Hurts	65.2 (176-270)	2,050	17	6

WHERE #10 RANKS: Through five games, Mac Jones ranks in the top 10 of nearly every passing statistic. Below is a look at where Jones currently stands nationally among quarterbacks with a minimum of 20 percent of 365 dropbacks.

Mac Jones in National Rankings

Rank	Statistic	Total
1st	Adjusted Completion Percentage	84.1
	PFF Offensive Grade (among QBs)	93.8
	Yards per Pass Attempt	12.41
2nd	Collegiate Passing Efficiency	210.30
	Total QBR	95.4
	Completion Percentage	78.5
	Yards per Pass Completion	15.80
3rd	NFL Passer Rating	142.3
	Passing Grade (from PFF)	92.5
	Passing Yards per Game	366.00
8th	Passing Yards	2,196
11th	First Downs Accounted for	101
T13th	Passing Touchdowns	16

JONES STARTING AT AN IMPRESSIVE PACE: Through six games this season, Mac Jones has totaled 2,196 yards and 16 touchdowns while sporting a 78.5 completion percentage. His passing yards are the most by any Alabama quarterback through the first six games of a season in program history, surpassing Tua Tagovailoa's previous program mark of 2,011 passing yards through the first six contests in 2019. Jones' 16 touchdowns through the air are tied with AJ McCarron in 2012 for the third-most through six games to start a season with the top total being Tua's 2019 record of 27 scores. In addition, Jones' 78.5 completion percentage is the program-high mark by a quarterback with at least 15 attempts through the first six games in the last 20-plus years. He passed Tagovailoa's 2018 number of 75.2 (76-101).

MAC vs. THE PACK: Alabama quarterback Mac Jones has been one of the nation's top-rated passers. The redshirt junior has continued to impress as the season has worn on and looks to continue that impressive pace. Below is a look at Jones' numbers against current NCAA Division I quarterbacks along with past Heisman winners.

Jones vs. Current Quarterbacks

Player	Comp. %	Yds. Passing	TD-INT	Rating
Mac Jones	75.5 (139-177)	2,196	16-2	210.3
Justin Fields	86.7 (72-83)	908	11-0	222.4
Trevor Lawrence	70.7 (135-191)	1,833	17-2	178.6
Kyle Trask	70.1 (148-211)	2,171	28-3	197.5

Jones vs. Past Heisman Winners

Player (Games)	Comp. %	Yds. Passing	TD-INT	Rating
Mac Jones (6)	75.5	2,196	16-2	210.3
Joe Burrow (15)	76.3	5,671	60-6	202.0
Kyler Murray (14)	69.0	4,361	42-7	199.2
Baker Mayfield (14)	70.5	4,627	43-6	198.9
Lamar Jackson (13)	59.1	3,660	27-20	196.4

2020 PRESEASON ALL-SEC TEAM [COACHES]

First Team (8)

Landon Dickerson (OL)	LaBryan Ray
Najee Harris	DeVonta Smith
Alex Leatherwood	Patrick Surtain II
Dylan Moses	Jaylen Waddle

Second Team (1)

Deonte Brown

Third Team (3)

Landon Dickerson (center)
Josh Jobe
Evan Neal

JONES GOES OVER 400 PASSING...AGAIN: Mac Jones finished the Oct. 17 game against then-No. 3/3 Georgia with 417 passing yards on the night. His performance against the Bulldogs marked his third consecutive 400-plus yard performance this season and the third of his career. Thanks to his efforts against UGA, Jones now owns three of Alabama's nine all-time 400-plus yard passing performances and is tied with Tua Tagovailoa (2017-19) for the most 400-yard passing performances in Alabama history. Tagovailoa's all came during his junior campaign in 2019.

Alabama Career 400+ Passing Performances

Rank	Player	Opponent	C-A-TD-INT	Yards
1.	Scott Hunter	Auburn (Nov. 29, 1969)	30-55-2-2	484
2.	Blake Sims	Florida (Sept. 20, 2014)	23-33-4-1	445
3.	Tua Tagovailoa	South Carolina (Sept. 14, 2019)	28-36-5-0	444
4.	MAC JONES	TEXAS A&M (Oct. 3, 2020)	20-27-4-1	435
5.	Tua Tagovailoa	Southern Miss (Sept. 21, 2019)	26-35-5-0	418
6.	Tua Tagovailoa	LSU (Nov. 9, 2019)	21-40-4-1	418
7.	MAC JONES	GEORGIA (Oct. 17, 2020)	24-32-4-1	417
8.	MAC JONES	OLE MISS (Oct. 10, 2020)	28-32-2-0	417
9.	David Smith	Army (Dec. 24, 1988)	33-52-2-0	412

JONES' 400-YARD PASSING GAMES IN THE SEC RANKS: Mac Jones is on the cusp of a Southeastern Conference record with his three 400-yard passing games. The league's single-season mark for 400-yard passing games is four which has been accomplished three times in SEC history - Tim Couch (1998), Johnny Manziel (2013) and Joe Burrow (2019).

DON'T SLEEP ON MAC'S DEEP BALL: Mac Jones has been efficient this season when throwing the deep ball. He is currently 20-of-32 (62.5) with two drops (adjusted completion percentage of 68.8) and has accumulated 901 yards with nine touchdowns (leads the nation) and one interception on passes thrown more than 20 yards beyond the line of scrimmage. That comes out to a 132.81 NFL passer rating and a 385.58 mark by NCAA standards. On throws 30 yards down the field, Mac leads all of the FBS completing 79 percent of those passes (17 completions) and seven touchdowns.

MR. 85-PLUS, MAC JONES: Redshirt junior quarterback Mac Jones has totaled four passing touchdowns of 85 yards or more during his Alabama career to set the program-high total. Jones first connected with Jaylen Waddle for a 94-yarder against Louisiana on Sept. 29, 2018. The quarterback followed a year later by finding Jerry Jeudy for an 85-yard score to open the Vrbo Citrus Bowl against Michigan on Jan. 1 to close out last season. Jones found Waddle for an 87-yarder against Texas A&M on Oct. 7 and most recently connected with Waddle for a 90-yard score against then-No. 3/3 Georgia on Oct. 17. Brodie Croyle and AJ McCarron are each tied for second with two passing touchdowns of 85 yards or more. McCarron holds the Alabama record for longest passing touchdown in program history at 99 yards when he connected with Amari Cooper against Auburn on Nov. 30, 2013.

AT HIS BEST, AGAINST THE BEST: Mac Jones has started two games this season against teams ranked in the top 15 at the time of the game, leading Alabama to wins over then-No. 3/3 Georgia (41-24) and then-No. 13/13 Texas A&M (52-24). In those two matchups, Jones has combined to post a collegiate passer efficiency rating of 233.84 (141.77 NFL) after throwing for 852 yards and eight touchdowns while completing 74.5 percent of his passes. He has four career starts against top 20 competition, including 2019 starts at then-No. 15/16/16 Auburn and against then-No. 14/17/17 Michigan in the Vrbo Citrus Bowl. Across his four starts against ranked opponents, Jones has averaged 378.5 passing yards per game (1,514 yards) with 15 touchdowns and owns a passer rating of 207.05.

MAC CAN BRING YOU BACK: Alabama has maintained a lead in a majority of its minutes played so far this season, but in the time that the Tide has trailed, Mac Jones has shined. When Alabama has been behind in games during the 2020 campaign, Jones is 28-of-33 (84.4 percent) passing for 469 yards. Of those 28 completions, 24 accounted for UA first downs and 12 of his passes gained 15-plus yards. Alabama has trailed in both the Ole Miss and Georgia games.

JONES SETS UA CONSECUTIVE COMPLETIONS MARK: Mac Jones completed 19 consecutive passes across the Oct. 17 matchup with Georgia and into the Tennessee game a week later. The 19 straight completions set a new Alabama record for consecutive completions, surpassing Greg McElroy's all-time mark of 16. Jones finished 8-of-8 to close out the Georgia game and began the contest in Knoxville by completing 11 passes in a row before an incompletion to break the streak. Jones also completed 13 straight earlier this season across the Texas A&M and Ole Miss matchups, a number that ranked third all-time by a UA signal-caller.

HIGH PRAISE FOR SMITTY FROM PFF: Senior DeVonta Smith has received exceptional grades from Pro Football Focus this season. According to the site, Smith is the top-rated wideout in college football with a 92.3 overall grade. He has totaled a team-high 759 yards and eight touchdowns on a team-best 56 catches this season. Those numbers all third nationally. Included in those stats are 42 first downs converted on his 56 receptions (75.0 percent), a total that is tops in college football. He also has 355 yards after the catch, or 6.3 yards per reception, to rank second nationally. Even more impressive is the fact that Smith has only one drop across his 72 targets in 2020.

SMITH REWRITING ALABAMA RECORD BOOKS: Wide receiver DeVonta Smith passed up the 2020 NFL Draft to return for his senior season and is on-pace to rewrite the Alabama record books. Smith has totaled 174 catches for 2,868 yards and 31 touchdowns while averaging 16.5 yards per grab. His career totals all rank him in the top-five for each receiving category. Below is a look at where Smith's numbers rank.

Alabama Career Receptions List

Rank	Player	Years	Receptions
1.	Amari Cooper	2012-14	228
2.	Calvin Ridley	2015-17	224
3.	DJ Hall	2004-07	194
4.	Julio Jones	2008-10	179
5.	DEVONTA SMITH	2017-Present	174

Alabama Career Receiving Yards List

Rank	Player	Years	Yards
1.	Amari Cooper	2012-14	3,463
2.	DJ Hall	2004-07	2,923
3.	DEVONTA SMITH	2017-Present	2,868
4.	Calvin Ridley	2015-17	2,781
5.	Jerry Jeudy	2017-19	2,742

Alabama Career Receiving Touchdowns List

Rank	Player	Years	Touchdowns
1.	Amari Cooper	2012-14	31
	DEVONTA SMITH	2017-Present	31

Alabama Career Yards Per Catch List (Min. 100 catches)

Rank	Player	Years	YPC
1.	Ozzie Newsome	1974-77	20.3
2.	JAYLEN WADDLE	2018-Present	19.1
3.	Jerry Jeudy	2017-19	17.2
4.	DEVONTA SMITH	2017-Present	16.5

METCHIE STEPPING UP: Second-year wideout John Metchie III has filled in nicely this season following the departures of first-rounders Jerry Jeudy and Henry Ruggs III. He has continued to step up in the absence of Jaylen Waddle. Metchie is currently producing the second-best passer rating (150.9) when targeted among Power 5 receivers. He has become one of Mac Jones' favorite deep targets, averaging 16.9 yards per target. Fourteen of the sophomore's 24 total receptions have been passes of 15-plus yards, to tie for the fifth-most in Division I, while he is averaging a whopping 21.5 yards per catch to rank second in the Power 5 and third overall in the FBS.

HARRIS FOR SIX: Najee Harris has racked up 14 touchdowns in only six games during the 2020 season. Those 14 scores rank second in Alabama records across the first six games to start a season, trailing only Trent Richardson's 15 in 2011. Harris was kept out of the end zone in the Mississippi State game. Prior to the matchup with the Bulldogs, his 14 touchdowns through the first five games tied with Lamar Jackson for the second-most scores through his team's first five games over the last 25 seasons. Ricky Williams was the only player with more, totaling 20 in 1998.

NAJ YOU SEEM HIM, NOW YOU DON'T: Najee Harris has proven to be tough to tackle throughout his career and this season is no different. According to Pro Football Focus, the senior tailback has forced 46 missed tackles through six games to rank third in the nation in that category. Harris also owns a 31.3 percent forced missed tackle rate which ranks him in the top 10 nationally and better than the NCAA average of 21.2 percent.

HARRIS MOVING UP THE CHARTS: Najee Harris exploded onto the scene in 2019 after taking over Alabama's starting tailback job. In that junior season, he accumulated 1,224 rushing yards to propel him into the top-15 for career rushers at UA while his 13 rushing touchdowns also moved him into the top-15. After carrying 21 times for 119 yards against Mississippi State on Halloween, Harris has totaled 3,091 rushing yards and 34 touchdowns for his career. Those numbers include 783 yards and four scores as a sophomore to go with 370 yards and three touchdowns as a freshman, in addition to his junior totals. Alabama's all-time leader for career rushing yards is Derrick Henry with 3,591 from 2013-15 while the career rushing touchdowns leader is split between Mark Ingram (2008-10) and Henry at 42.

Alabama Career Rushing Yards List

Rank	Player	Years	Rushing Yards
4.	Kenneth Darby	2003-06	3,329
5.	T.J. Yeldon	2012-14	3,322
6.	Mark Ingram	2008-10	3,261
7.	Trent Richardson	2009-11	3,130
8.	NAJEE HARRIS	2017-Present	3,091

Alabama Career Rushing Touchdowns List

Rank	Player	Years	Rushing TDs
3.	Shaun Alexander	1996-99	41
4.	T.J. Yeldon	2012-14	37
5.	Trent Richardson	2009-11	35
6.	NAJEE HARRIS	2017-Present	34
	Johnny Musso	1969-71	

VS. MISSISSIPPI STATE

SMITTY OVER 200 AGAIN: Wide receiver DeVonta Smith totaled 203 receiving yards in the Crimson Tide's Oct. 31 matchup with Mississippi State. The 200-plus yard performance was the third of Smith's career and was the 10th instance in program history. His three 200-plus yard receiving games tie Amari Cooper for the most in Alabama history. Smith holds the Crimson Tide's program record with 274 yards on 11 catches against Ole Miss on Sept. 29 of last season. That 2019 campaign also saw him total 213 yards on seven receptions against LSU on Nov. 9.

FOUR MORE SCORES FOR DEVONTA: DeVonta Smith totaled four touchdowns to go with his 203 yards against Mississippi State on Halloween. His four scoring grabs rank as the second-most in a single game in Alabama history, trailing only his own record of five which came against Ole Miss on Sept. 29 last year. Smith also became the only player in Southeastern Conference history with multiple career games with four or more receiving touchdowns.

AT TENNESSEE

JONES NAMED SEC OFFENSIVE PLAYER OF THE WEEK: Mac Jones was selected as the Southeastern Conference Player of the Week following the matchup with Tennessee. The honor was Jones' third this season and second in as many weeks. The redshirt junior led the Crimson Tide to a dominant 48-17 victory in Knoxville. He racked up 387 yards on 25-of-31 passing and produced a passer rating of 185.5 against one of the league's top defensive units. Jones finished with over 380 yards for the fourth straight game while averaging 15.5 yards per completion. He also added one rushing touchdown for the Tide's second score of the afternoon.

METCHIE OVER 150: John Metchie III finished the contest in Knoxville on Oct. 24 with a team-best 151 yards on a career-high seven catches. The 150-plus yard performance is his second this season. Metchie totaled a career-high total against Texas A&M on Oct. 3 when he totaled 181 yards through the air.

12 IN A ROW WITH A TD FOR NAJEE: With Najee Harris' one-yard rushing score in the first quarter of the Oct. 24 matchup at Tennessee, the senior notched a rushing touchdown in 12 straight games dating back to the Oct. 19 matchup with the Volunteers last season. Over the 12-game streak, Harris accumulated 26 rushing touchdowns and two-or-more scores in eight of those games. He also totaled 1,368 yards on 238 carries during that stretch. Included in those numbers were his 14 touchdowns through the first five games of this season which were a new Alabama program record for rushing scores through the first five games of a season.

HARRIS' TOUCHDOWN STREAK - WHERE IT RANKS: Senior tailback Najee Harris rushed for a touchdown in 12 straight games from the Oct. 19, 2019 matchup against Tennessee through this season's contest against the Vols. The 12 games ranks as the second-longest streak in Alabama history and ranked third in Southeastern Conference annals. The Crimson Tide's all-time record is 20 straight games by Derrick Henry from 2014-15, which is also the league-high mark. Ranking second in SEC history is Tim Tebow, who notched a rushing score across 14 games from 2006-07.

VS. GEORGIA

JONES COLLECTS WEEKLY RECOGNITION: Mac Jones picked up multiple honors for his standout performance against the then-No. 3/3 Georgia Bulldogs on Oct. 17. The Tide signal-caller was selected to the Davey O'Brien Award Great 8, tabbed as one of the Manning Award Stars of the Week and also earned SEC Offensive Player of the Week accolades. Jones posted his third straight 400-plus yard passing performance and recorded an impressive 219.5 passer rating against the nation's top-ranked defense on the way to a 41-24 Alabama win.

OFFENSE CONTINUES TO SHINE vs. THE DAWGS: Alabama's offense showed no signs of slowing down despite playing the nation's top-ranked defense when the Crimson Tide squared off with then-No. 3/3 Georgia on Oct. 17. The Tide racked up 564 yards of offense, including 417 passing and 147 on the ground. Mac Jones totaled all 417 passing yards, including connections with DeVonta Smith for 167 yards and Jaylen Waddle for 161 yards through the air. Najee Harris led the UA rushers, recording a career-high 31 carries for 152 yards rushing. With the impressive output from the Tide's four starters, Alabama became the first SEC team over the last 20 years with a 400-yard passer, two 150-plus yard receivers and a 150-yard rusher in the same game.

SMITH, WADDLE OVER 150+: DeVonta Smith and Jaylen Waddle put on a performance against Georgia's top-ranked defense on Oct. 17. The duo combined for 328 of the Crimson Tide's 417 receiving yards with Smith pacing the team at 167 yards and Waddle close behind at 161 yards receiving. Their impressive night marked the first time in Alabama history that two Crimson Tide pass-catchers have eclipsed 150 yards in the same game.

JONES OUTDUELS THE PROS: Mac Jones went off against the nation's top-ranked defense in Alabama's 41-24 win over Georgia on Oct. 17. The redshirt junior finished with the most passing yards (417), most yards per attempt (13.0), highest completion percentage (75.0) and best overall passer rating (219.5) of any opposing quarterback with more than 10 attempts against Georgia in over a decade. Those totals are better than Tua Tagovailoa in both of his matchups with the Bulldogs. They are also better than Baker Mayfield in the 2018 College Football Playoff Semifinal and Joe Burrow in the 2019 SEC Championship Game.

DEFENSIVE NOTES

LAST 10 QUARTERS FOR THE TIDE DEFENSE: Alabama's defense has come into its own over the last 10 quarters of football (2.5 games). Since halftime of a 41-24 win over then-No. 3/3 Georgia on Oct. 17, Alabama has only allowed 17 points (0 to UGA; 17 at Tennessee; 0 vs. Mississippi State) or 6.8 points per game. The Crimson Tide has allowed an average of just 65.5 yards per quarter (655 yards in 10 quarters) in that same time frame or 262 yards per game.

SHUTOUTS SINCE 2007: Since head coach Nick Saban arrived in 2007, Alabama has recorded 24 shutouts, including 12 in Southeastern Conference play. With its 41-0 win over Mississippi State on Halloween night, the Crimson Tide defense has 10 more shutouts than its nearest competitor over that span. Ranking second in shutouts during that time is Ohio State with 14.

PITCHING THE SHUTOUT vs. STATE: Alabama's shutout effort against Mississippi State on Oct. 31 was the Crimson Tide's first defensive shutout since Nov. 10, 2018, also against the Bulldogs. That game resulted in a 24-0 win over State. The shutout on Halloween was also the first time in Mississippi State head coach Mike Leach's career that the offensive mastermind was held to zero points. His career as a head coach spanned 197 games prior to Halloween night in Tuscaloosa.

STINGY FIRST-HALF DEFENSE ON HALLOWEEN: The Alabama defense limited Mississippi State to only 38 yards of offense through the first half of the Oct. 31 matchup with the Bulldogs. That total is the fewest yards allowed in the first half by a UA defense since the 2016 team limited Auburn to only 31 yards on Nov. 26. The Crimson Tide also outgained the Bulldogs by 299 yards through those first two halves of play.

SECOND-HALF SHUTOUT OF THE DAWGS: Alabama's defense allowed 24 points in the first half of the Oct. 17 showdown with Georgia. The Crimson Tide returned from the halftime break to post a shutout of the Bulldogs offense on the way to a 42-21 victory. After allowing 268 yards of offense through the first two quarters, including 91 rushing yards, the Crimson Tide defense rebounded to limit UGA to only 146 yards in the second half and just 54 on the ground. Alabama also forced two interceptions in the second half, both of which came on the Tide's half of the field to halt the driving Bulldogs.

DEFENSE GETTING PRESSURE: Sacks aren't the only way a defense can affect the quarterback and Alabama's defense has been proof of that this season. Alabama ranks 11th in the Southeastern Conference and 93rd nationally in team sacks with 1.50 per game (nine on the year), but the Crimson Tide is one of the nation's best at affecting the quarterback with pressure. The Alabama defense has accounted for 115 total pressures in six games (19.2 per game), according to Pro Football Focus, along with 24 additional hits on the quarterback and 80 hurries. Freshman outside linebacker Will Anderson Jr. is second in the nation with nine hits while ranking first in the SEC with 25 pressures. He is also tied for second in the conference with 16 quarterback hurries.

TURNOVERS, TURNOVERS, TURNOVERS: Alabama's defense forced three total turnovers in the Crimson Tide's Oct. 31 contest against the Bulldogs. That number included one fumble recovery and two interceptions, one of which was returned for a 25 yard touchdown by Patrick Surtain II. With the three turnovers, the Crimson Tide has forced at least one turnover in 72 of the last 78 contests dating back to the start of the 2015 season. During the current run, Alabama has forced 131 turnovers (86 interceptions, 45 fumbles) and returned 28 of those miscues for touchdowns.

HOLDING OPPONENTS UNDER 200: Western Carolina's 179 yards of total offense on Nov. 23 of last season marked the 51st time in the last 173 games under Nick Saban (since the start of the 2008 season) that the Crimson Tide defense has held the opposition to fewer than 200 yards of total offense.

Fewest Total Yards Allowed under Nick Saban

Yards Allowed	Opponent	Date
78	at Vanderbilt	Sept. 23, 2017
84	Chattanooga	Nov. 21, 2009
90	Kent State	Sept. 3, 2011
92	ULM	Sept. 26, 2015
92	LSU	Jan. 9, 2012
108	Tennessee	Oct. 21, 2017

HOLDING OPPONENTS UNDER 300: The Crimson Tide defense limited Mississippi State to only 200 yards of total offense in Alabama's 41-0 victory over the Bulldogs on Halloween. The victory over State marked the 113th time in 186 games (60.8 percent) under head coach Nick Saban that the Tide has held an opponent to less than 300 yards of total offense. More recently, the Crimson Tide has kept 25 of its last 48 opponents below 300 yards, dating back to the 2017 campaign.

HARD TO FIND THE END ZONE AGAINST THE TIDE: Since the start of the 2009 season, no team has allowed fewer touchdowns than the Crimson Tide. Alabama has surrendered only 259 touchdowns over the last 159 games. That is 64 fewer than the second most in the nation (Wisconsin with 323).

Fewest TDs Allowed since 2009

Team	Touchdowns
1. ALABAMA	259
2. Wisconsin	323
3. LSU	329
4. Florida	330
5. Iowa	339

TOUGH SLEDDING ON THE GROUND: Alabama's defense has been a force in the run game since head coach Nick Saban's arrival on campus. More recently, the Crimson Tide has given up just 47 rushing scores in the last 78 games, dating to the start of the 2015 season. The Crimson Tide allowed 11 rushing touchdowns in 2018 after allowing nine rushing touchdowns in 2017. The Tide defense led the nation in 2016 with only five rushing touchdowns allowed, one year after giving up only seven rushing scores through 15 games in 2015, the second-lowest total in the country. Since head coach Nick Saban arrived in 2007, the Crimson Tide has allowed 105 rushing touchdowns. Iowa is No. 2 in that category, giving up 149 since 2007, followed by Ohio State and Utah who are both tied for third at 162. TCU (178) rounds out the group at No. 5.

Fewest Rushing Touchdowns Allowed (FBS teams since 2007)

1. ALABAMA	105
2. Iowa	149
3. Ohio State	162
Utah	
5. TCU	178

RUSHING DEFENSE: Alabama has surrendered only 28 individual 100-yard rushing performances dating back to the 2005 season, a mark that is the fewest in the nation. Since head coach Nick Saban's arrival in 2007, the Tide has allowed 23 players to rush for more than 100 yards in a game.

Fewest 100-Yard Rushers Allowed (FBS teams since 2005)

1. ALABAMA	28
2. Ohio State	37
3. Boston College	48
4. Boise State	53
5. Penn State	56

LOCKDOWN SURTAIN: In each of his first two seasons at the Capstone, Patrick Surtain II has been lock-down and his junior campaign has been no different. Surtain has allowed 25 yards or fewer in five of six games played in 2020 while posting an 89.0 coverage grade (according to Pro Football Focus) which is tops in the FBS. For his career, the Plantation, Fla., native has given up an average of 0.62 yards per coverage snap against SEC wideouts when lined up as the outside corner. In comparison, the FBS average for outside corners is 1.1 yards. In addition, Surtain has made as many plays on the ball as first down allowed (seven), including a pick-six against Mississippi State on Oct. 31.

PS2 ISN'T PLAYING GAMES IN 2020: Patrick Surtain II has been one of the nation's top corners since stepping foot on campus. The junior has continued that trend in 2020, grading out as Pro Football Focus' top Power 5 corner and overall defender at 89.2. Surtain has played coverage on 246 total snaps and leads the nation in coverage snaps per target (11.3). He has been targeted 22 times with 10 completions and has allowed just 110 yards with one touchdown through six games. Surtain's lockdown skills have forced one interception that he returned for a score while and the junior has limited opposing quarterbacks to a lowly passer rating of 57.0 when targeting him in coverage.

SURTAIN vs. STATE: Junior corner Patrick Surtain II locked down his half of the field in the Crimson Tide's Oct. 31 matchup with Mississippi State. Despite employing a pass-happy attack on offense, the Bulldogs targeted Surtain only one in his 47 coverage snaps. That one target resulted in a pick-six for the Tide defender.

MALACHI IN THE SLOT: Freshman defensive back Malachi Moore has put together an impressive resume in his short time on campus. The first-year defender has already recorded two interceptions to tie for the team lead in addition to breaking up a team-high six passes. Moore has moved all over the field but when he is lined up in the slot, he has excelled. According to Pro Football Focus, the freshman leads the nation with eight forced incompletions from the slot.

MOORE INTERCEPTIONS FOR THE FRESHMAN: First-year defender Malachi Moore has made an immediate impact since stepping foot on campus. The freshman defensive back has already forced three turnovers this season, including two interceptions. Those two picks make him the first Alabama freshman since 2015 to intercept multiple passes. That 2015 season saw Minkah Fitzpatrick, Ronnie Harrison and Marlon Humphrey (redshirt freshman) all record multiple interceptions. Humphrey finished with three picks that season while Fitzpatrick and Harrison each recorded two. Moore has also forced one fumble which he then recovered for a scoop-and-score of 28 yards against Tennessee on Oct. 24.

ANOTHER SEC HONOR FOR MOORE AFTER STATE: Malachi Moore picked up his second SEC Freshman of the Week honor following the Crimson Tide's Oct. 31 matchup with Mississippi State. The defensive back played a key role in shutting out State's high-powered offense. Moore made a team-high eight tackles, including one for loss (-2 yards), while adding two pass breakups. He joined his teammates in forcing the Bulldog passers into a 28-of-48 night for just 163 yards passing with two interceptions.

MOORE EARNS SEC FRESHMAN OF THE WEEK AFTER A&M: Malachi Moore was selected as the SEC Freshman of the Week following his standout play against Texas A&M on Oct. 3. The first-year player tied for third on the UA defense with six tackles and led the Tide with two pass breakups. His day was highlighted by an interception in the end zone to halt an Aggie drive. The pick was the first of his Crimson Tide career.

SPECIAL TEAMS NOTES

PERFECT SO FAR FOR REICHARD: Alabama placekicker Will Reichard is currently perfect on all kicking attempts during the 2020 season. The sophomore is 45-for-45 overall, including 8-of-8 on field goals to go with 37 made PATs in as many attempts. Reichard has also contributed on kickoffs, totaling 1,374 yards on 24 boots for a 57.2 yards per kick average with six touchbacks.

REICHARD FROM 50-PLUS: Will Reichard connected on a 52-yard field goal to close out the first half of the Crimson Tide's Oct. 17 matchup with then-No. 3/3 Georgia. The made field goal was the sophomore's career-long score and Alabama's first from 50-or-more yards since Adam Griffith hit from 50 against Auburn on Nov. 28, 2015.

OPPONENT FIELD GOAL STREAK BROKEN: In the Crimson Tide's Oct. 3 matchup with Texas A&M, the Aggies' Seth Small became the first opposing kicker to miss a field goal against Alabama since Georgia's Rodrigo Blankenship missed from 30 yards out in the third quarter of the 2018 SEC Championship Game (Dec. 1, 2018). Opponents had made 25 consecutive field goals, including 20-of-20 across the 2019 season.

SERIES NOTES

THE ALABAMA-KENTUCKY SERIES: Alabama and Kentucky will meet for the 41st time in series history when the two teams square off on Saturday at Bryant-Denny Stadium. The Crimson Tide holds a 37-2-1 all-time advantage in the series and has won six straight against the Wildcats. The two teams first met on Nov. 17, 1917, with Thomas Kelley's Crimson Tide squad posting a 27-0 win in Lexington. UA and UK then met every year from 1922-47, with the exception of 1943 due to World War II. Since that 1947 season, the Tide and Wildcats have met just 14 times with Alabama holding a 13-1 advantage over that stretch. The Alabama-Kentucky series has been played at five different sites, including Birmingham, Lexington, Louisville, Montgomery and Tuscaloosa. The Crimson Tide is 21-0-1 all-time against UK in the state of Alabama, including a perfect 11-0 record in Tuscaloosa.

Kentucky (Alabama leads, 37-2-1)

Date	Result	Site	Score	Total
Nov. 17, 1917	W	A	27-0	27-0
Nov. 18, 1922	L	A	0-6	27-6
Nov. 10, 1923	W	H	16-8	43-14
Nov. 8, 1924	W	H	42-7	85-21
Nov. 7, 1925	W	H*	31-0	116-21
Nov. 6, 1926	W	H*	14-0	130-21
Nov. 5, 1927	W	H*	21-6	151-27
Nov. 10, 1928	W	H**	14-0	165-27
Nov. 9, 1929	W	H**	24-13	189-40
Nov. 1, 1930	W	A	19-0	208-40
Oct. 31, 1931	W	H	9-7	217-47
Oct. 29, 1932	W	A	12-7	229-54
Nov. 4, 1933	W	H*	20-0	249-54
Nov. 3, 1934	W	A	34-14	283-68
Nov. 2, 1935	W	H*	13-0	296-68
Oct. 31, 1936	W	A	14-0	310-68
Oct. 30, 1937	W	H	41-0	351-68
Oct. 29, 1938	W	A	26-6	377-74
Nov. 4, 1939	T	H*	7-7	384-81
Nov. 2, 1940	W	A	25-0	409-81
Nov. 1, 1941	W	H	30-0	439-81
Oct. 24, 1942	W	A	14-0	453-81
Oct. 27, 1944	W	H**	41-0	494-81
Nov. 3, 1945	W	A***	60-19	554-100
Oct. 26, 1946	W	H**	21-7	575-107
Nov. 1, 1947	W	A	13-0	588-107
Sept. 23, 1972	W	H*	35-0	623-107
Sept. 22, 1973	W	A	28-14	651-121
Oct. 4, 1980	W	H	45-0	696-121
Sept. 19, 1981	W	A	19-10	715-131
Oct. 1, 1988	W	A	31-27	746-158
Sept. 23, 1989	W	H	15-3	761-161
Oct. 5, 1996	W	H	35-7	796-168
Oct. 4, 1997	L/OT	A	34-40	830-208
Sept. 13, 2003	W	H	27-17	857-225
Oct. 9, 2004	W	A	45-17	902-242

Oct. 4, 2008	W	H	17-14	919-256
Oct. 3, 2009	W	A	38-20	957-276
Oct. 12, 2013	W	A	48-7	1,005-283
Oct. 1, 2016	W	H	34-6	1,039-289

*---Birmingham

**---Montgomery

***---Louisville, Ky.

SABAN vs. KENTUCKY: Alabama head coach Nick Saban is 7-0 in his career against Kentucky and owns a 4-0 mark against the Wildcats while at Alabama. The two teams last met in Tuscaloosa on Oct. 1, 2016, with the Crimson Tide claiming a 34-6 win over the Wildcats on Homecoming.

Saban vs. Kentucky (Saban leads, 7-0)

Date	Result	Site	Score	Total
Oct. 14, 2000	W	H	34-0	34-0
Oct. 13, 2001	W	A	29-25	63-25
Nov. 9, 2002	W	H	33-30	96-55
Oct. 4, 2008	W	H	17-14	113-69
Oct. 3, 2009	W	A	38-20	151-89
Oct. 4, 2013	W	A	48-7	199-96
Oct. 1, 2016	W	H	34-6	233-102

GENERAL NOTES

SABAN MOVING UP SEC WINS LIST: Alabama head coach Nick Saban's 129 conference wins (including SEC championship games) ranks No. 3 on the SEC career conference wins list. Saban ranks first in league history in SEC regular season winning percentage at .822 (129-28). He is also second in SEC history in winning percentage in all games at .840 (205-39). Saban is also third on the league's career wins list at 205 victories.

SEC Regular Season Conference Victories*

Coach	School(s)	Wins
1. Paul "Bear" Bryant	Kentucky 1946-53/Alabama 1958-82	159
2. Steve Spurrier	Florida 1990-2001/South Carolina 2005-15	131
3. NICK SABAN	LSU 2000-04/Alabama 2007-Present	129
4. Johnny Vaught	Ole Miss 1947-70, 1973	106
5. Vince Dooley	Georgia 1964-88	105

SEC Regular Season Conference Winning Percentage**

Coach	School(s)	Pct.
1. NICK SABAN	LSU 2000-04/Alabama 2007-Present	.822
2. Robert Neyland	Tennessee 1926-34, 1936-40, 46-52	.787
3. Frank Thomas	Alabama 1931-46	.765
4. Paul "Bear" Bryant	Kentucky 1946-53/Alabama 1958-82	.764
5. Urban Meyer	Florida 2005-10	.750

Regular Season Victories - All Games*

Coach	School(s)	Wins
1. Paul "Bear" Bryant	Kentucky 1946-53/Alabama 1958-82	292
2. Steve Spurrier	Florida 1990-2001/South Carolina 2005-15	206
3. NICK SABAN	LSU 2000-04/Alabama 2007-Present	205
4. Vince Dooley	Georgia 1964-88	201
5. Dan McGugin	Vanderbilt 1904-17, 1919-34	197

* - all categories include SEC Championship Games; # - minimum five years

143-8 UNDER SABAN WHEN LEADING AT THE HALF: Under head coach Nick Saban, Alabama is 143-8 (.947) when leading at the half. The Crimson Tide has held the lead in 60 of its last 78 games dating back to the start of the 2015 season. UA is also 127-4 (.970) when leading by seven or more points at the break during the Saban era.

ALABAMA'S TV RECORD: The Crimson Tide's matchup with Mississippi State on Oct. 31 was the Tide's 437th televised game. Alabama has compiled a 297-136-4 (.684) all-time record in televised games (not including pay-per-view, tape-delayed or closed-circuit telecasts).

156 NATIONAL TV APPEARANCES IN 172 GAMES: Alabama's appearance on ESPN for the Halloween matchup with Mississippi State was the UA's 156th nationally televised game since the start of the 2008 season, including every contest since the start of 2014.

DOMINATING THE TOP 25: Alabama's 52-24 win over then-No. 13 Texas A&M on Oct. 3 was head coach Nick Saban's 19th career win by 25-plus points against a ranked opponent. That total ties Tom Osbourne for the second-most wins by 25-plus in the Associated Press Poll era (since 1936). Bobby Bowden is the all-time leader with 20 total wins of 25-plus against a ranked opponent. Saban is also tied with Osbourne for the all-time lead with 20 career wins by 20-plus points against AP top-15 opponents, 17 of which have come while at Alabama. The 52 points against the Aggies also tied for the fourth-most points by an Alabama team against a ranked opponent under Saban.

Most Points by UA vs. Ranked Opponents Under Saban

Rank	Opponent	Date	Score (Points)
1.	#21 Texas A&M	Oct. 18, 2014	59-0 (59)
2.	#15 Auburn	Nov. 29, 2014	55-44 (55)
3.	#15 Florida	Dec. 3, 2016	54-16 (54)
4.	#13 Texas A&M	Oct. 3, 2020	52-24 (52)
	#20 USC	Sept. 3, 2016	52-6 (52)

SABAN LEADS IN WINS VS. TOP-FIVE TEAMS: Alabama's 41-24 win over then-No. 3/3 Georgia on Oct. 17 was Nick Saban's 25th career victory against a team ranked in the top five of the Associated Press Top 25 Poll, the most in college football history. Saban's 25-14 career record in top-five contests gives him a .641 winning percentage, which is also college football's best. Following Saban on the all-time victory list are Bobby Bowden (18/.378 winning percentage), Barry Switzer (15/.516), Woody Hayes (15/.516), Steve Spurrier (15/.429) and Lou Holtz (15/.419). Saban's record includes six wins in the College Football Playoff: No. 3 Michigan State (38-0) and No. 1 Clemson (45-40) in 2015; No. 4 Washington (24-7) in 2016; No. 1 Clemson (24-6) and No. 3 Georgia (26-23) in 2017; and a 45-34 victory over fourth-ranked Oklahoma in 2018. Alabama also went 3-0 in BCS National Championship Games (vs. Texas, 37-21, 2009; vs. LSU, 21-0, 2011; vs. Notre Dame, 42-14, 2012).

AGAINST THE TOP 10: Alabama owns an 80-77-1 all-time record against teams ranked in the top-10 of the Associated Press Poll. Among the 114 teams who have squared off with top-10 opponents at least 10 times in their program's history, the Crimson Tide is the only one with a winning record. Since the start of the 2008 season, the Crimson Tide has posted a 31-11 (.738) overall record against top-10 teams, including a 16-5 (.762) mark versus the top 10 since the inception of the College Football Playoff. In Saban's five national championship seasons at Alabama, his teams have gone 17-2 against top-10 opponents.

BEATING THE BEST: The Crimson Tide is 62-17 (.785) against the Associated Press Top 25 since the start of 2008. Alabama is 2-0 against the Top 25 this season with a 41-24 win over then-No. 3 Georgia on Oct. 17 and a 52-24 win over then-No. 13 Texas A&M on Oct. 3. The Tide finished 2-2 against ranked opponents in 2019, one year removed from going 5-1 against ranked opponents in 2018. Alabama was tasked with a gauntlet schedule in 2017 that featured 10 teams ranked in the AP Poll, going 9-1 and outscoring those opponents by an average score of 38.0-17.3.

OUTSIDE THE TOP 15: In addition to its 95-game winning streak against unranked teams, Alabama has lost just two games to teams ranked outside the top 15 in the Associated Press poll since the start of the 2008 season (No. 19 South Carolina in 2010, No. 16 Auburn in 2019). For perspective, no team in the FBS has lost fewer than 10 games to teams outside the top 15 in that same time frame.

RETURNING SUCCESS: The Alabama Crimson Tide returned 18 starters and 55 lettermen for the 2020 season. On offense, 27 letterwinners and eight starters returned while the defense welcomed back 23 lettermen and another seven starters. In addition, Alabama has three starting specialists returning. The offense welcomes back a bevy of experience, including Najee Harris, Alex Leatherwood and DeVonta Smith, who all elected to forego the NFL Draft and return for their senior seasons. Harris is joined by fellow senior rusher Brian Robinson Jr. to provide UA with one of the top running back combos in the nation. The offense also features the explosive wide receiver pairing of Smith and junior Jaylen Waddle to go with redshirt senior tight end Miller Forristall. Alabama's defense welcomes back its leader in the middle in senior Dylan Moses along with fellow veteran Joshua McMillon. The two backers will help direct a defensive front that returned redshirt junior LaBryan Ray, who missed most of the 2019 season due to injury. Ray is joined by sophomores Christian Barmore, DJ Dale, Justin Eboigbe and Byron Young who all saw significant playing time a season ago. The back end of the defense is led by one of the nation's top cornerback prospects in junior Patrick Surtain II who will be tasked with directing an inexperienced secondary. Alabama's specialist group is headlined by Waddle, who is the reigning SEC Special Teams Player of the Year and provides UA with a scoring threat each time he touches the ball in the return game.

NEW HIRES: Saban's 2020 coaching staff features only one new face in Freddie Roach. Most recently at Ole Miss from 2018-19, Roach was hired to direct Alabama's defensive line. He returns to the Capstone after serving as the Tide's director of player development from 2015-17. Roach's first stint on the Alabama coaching staff came from 2008-10 as an assistant strength and conditioning coach. As a player for the Crimson Tide, Roach was a four-year letterman at linebacker from 2002-05. He was named the National Freshman of the Year in addition to earning Freshman All-America accolades and was twice tabbed as a second team All-SEC honoree.

SEC RECORD: Alabama extended its record for most consecutive 10-win seasons in SEC history to 13 when it defeated Western Carolina 66-3, on Nov. 23 of last season. The Crimson Tide finished 11-2 on the year following a win in the Vrbo Citrus Bowl over Michigan. UA had a 12-2 record in 2008, 14-0 in 2009, 10-3 in 2010, 12-1 in 2011, 13-1 in 2012, 11-2 in 2013, 12-2 in 2014, 14-1 marks in 2015, 2016 and 13-1 in 2017 and a 14-1 mark in 2018.

LONGEST TOP-FIVE STREAK: The Crimson Tide's Nov. 24, 2019, ranking at No. 5 in the Associated Press Top 25 marked the 68th consecutive AP poll in which Alabama had been ranked in the top-five. That stretch of top-five rankings was the longest streak in the poll's history, surpassing the previous record of 54 straight weeks set by Miami from Oct. 8, 2000 through Oct. 26, 2003. Alabama's run in the top-five began on Nov. 8, 2015, following a dominant 30-16 victory by the seventh-ranked Tide over then-No. 4 LSU at Bryant-Denny Stadium and concluded in a 45-48 loss at then No. 16 Auburn on Nov. 30. During that span, the Crimson Tide maintained a 57-5 (.919) record and claimed two national championships to go with three Southeastern Conference titles.

LONGEST ACTIVE TOP-10 STREAK: Alabama's No. 5 ranking in the Nov. 24 Associated Press Top 25 Poll marked the 74th consecutive week the Tide appeared in the AP top-10, which led the Football Bowl Subdivision for most consecutive weeks in the top-10 in the writers' poll. The streak was ended following Alabama's loss at Auburn on Nov. 30. Prior to the 2019 set of rankings released prior to the season, Alabama's last appearance below No. 10 was the week of Sept. 27, 2015, when the Tide was No. 13 heading to a matchup at Georgia, which resulted in a 38-10 UA victory over the No. 8 Bulldogs.

ALABAMA vs. NO. 1: Alabama is tied with Miami for the most wins all-time against the Associated Press Poll's No. 1 team since the poll was introduced in 1936. The Crimson Tide has compiled nine wins against the AP's top-ranked team in program history, most recently against No. 1 Clemson in the 2017 College Football Playoff Semifinal at the Allstate Sugar Bowl. Six of those nine wins have come during the Nick Saban era with the first being Alabama's victory over defending national champion Florida in the 2009 SEC Championship Game to send the Crimson Tide to the BCS National Championship Game against Texas. Three of the next four occurred in national title games, including LSU (2011), Notre Dame (2012) and Clemson (2015). The sixth win during the Saban era came when the Crimson Tide took down top-ranked Mississippi State inside Bryant-Denny Stadium on Nov. 15, 2014.

Most Wins All-Time vs. AP No. 1 (since 1936)

1. ALABAMA	9
Miami	
3. Notre Dame	8
4. Oklahoma	7
Purdue	
USC	
7. Auburn	5
Ohio State	
9. Arkansas	4
Penn State	
Texas	
UCLA	
Wisconsin	

THE 2010s WERE THE TIDE'S DECADE: Alabama won 124 games during the 2010s to lead all NCAA Football Bowl Subdivision teams and tie for college football's all-time mark. Ohio State was second on the wins list during the last decade with 116. Alabama has been the wins leader in two other decades in program history, including the 1960s (85 wins) and 1970s (103 wins). Predating the creation of the NCAA, Penn won 124 games and Harvard won 116 as major college football powers in the 1890s.

10-YEAR RUN: Nick Saban entered 2018 with a 125-14 (.899) record over his previous 10 seasons in Tuscaloosa (2008-17), which is the best of any major college school over a 10-year span since Bud Wilkinson and Oklahoma in the late 1940s through the late 1950s. UA's 125 wins over that decade are the most for any FBS school during a 10-year span in the Associated Press poll era (since 1936).

SABAN AMONG 20-YEAR LEADERS: Alabama's 45-40 win over Clemson in the 2016 College Football Playoff Championship Game was head coach Nick Saban's 191st victory in his first 20 years as a college head coach. That total is the second-most in FBS history for a coach in the first 20 seasons of his career. Former Nebraska head coach Tom Osborne won 195 games in the opening two decades of his tenure in Lincoln. Long-time Penn State head coach Joe Paterno ranks third with 187. Saban's five national championships in 20 seasons tops both Osborne (none) and Paterno (one).

SABAN AND FIRST ROUND NFL DRAFT PICKS: Since the advent of the NFL Draft, Alabama head coach Nick Saban has produced the most first-rounders of any NCAA Division I head coach. Saban has coached a total of 38 players who were chosen in the opening round of the draft, including 33 while at Alabama. This year's four selections in the 2020 NFL Draft extended Saban's all-time mark. He has now produced five more first-rounders than second-place Joe Paterno. With the first-round selection of quarterback Tua Tagovailoa in the 2020 NFL Draft, Saban has produced at least one first-rounder at every starting position on offense and defense during his illustrious collegiate head coaching career.

Most NFL First Round Draft Picks by Head Coach (Through 2020 Draft)

	Coach	School(s)	First Round Picks
1.	NICK SABAN	Toledo, Michigan State, LSU, Alabama	38
2.	Joe Paterno	Penn State	33
3.	Bobby Bowden	Samford, West Virginia, Florida State	32

CRIMSON TIDE PLAYERS ON NFL ROSTERS: The Alabama football program is again well-represented in the NFL during the 2020 season with numerous former players on league rosters. The Tide has 72 former players (active, injured reserve, practice squad) working on an NFL roster. Heading into Week 1 of the new league year, 57 of those players were on an active roster - a total that led all of college football programs. In the last 12 NFL Drafts (including 2020), Alabama has had 96 players selected, including 33 players in first round and 30 across the second and third rounds.

Alabama Players in the NFL

Jonathan Allen	Washington Football Team	Defensive Tackle
Ryan Anderson	Washington Football Team	Defensive End
*Anthony Averett	Baltimore Ravens	Cornerback
*Mark Barron	Denver Broncos	Linebacker
Bradley Bozeman	Baltimore Ravens	Guard/Center
Tony Brown	Cincinnati Bengals	Cornerback
Isaiah Buggs	Pittsburgh Steelers	Defensive End
James Carpenter	Atlanta Falcons	Offensive Guard
^Shyheim Carter	Atlanta Falcons	Safety
*Landon Collins	Washington Football Team	Safety
Amari Cooper	Dallas Cowboys	Wide Receiver
Raekwon Davis	Miami Dolphins	Defensive Tackle
^Gehrig Dieter	Kansas City Chiefs	Wide Receiver
*Trevon Diggs	Dallas Cowboys	Cornerback
Kenyan Drake	Arizona Cardinals	Running Back
Rashaan Evans	Tennessee Titans	Linebacker
Minkah Fitzpatrick	Pittsburgh Steelers	Safety
D.J. Fluker	Baltimore Ravens	Guard
*Reuben Foster	Washington Football Team	Linebacker
Robert Foster	Washington Football Team	Wide Receiver
Shaun Dion Hamilton	Washington Football Team	Linebacker
Da'Shawn Hand	Detroit Lions	Defensive Lineman
Damien Harris	New England Patriots	Running Back
Ronnie Harrison	Cleveland Browns	Safety
J.C. Hassenauer	Pittsburgh Steelers	Center
Derrick Henry	Tennessee Titans	Running Back
^Hale Hentges	Indianapolis Colts	Tight End
Dont'a Hightower	New England Patriots	Linebacker
*O.J. Howard	Tampa Bay Buccaneers	Tight End
Marlon Humphrey	Baltimore Ravens	Cornerback
Jalen Hurts	Philadelphia Eagles	Quarterback
Mark Ingram II	Baltimore Ravens	Running Back
Eddie Jackson	Chicago Bears	Safety
Kareem Jackson	Denver Broncos	Safety
Josh Jacobs	Oakland Raiders	Running Back
Anfernee Jennings	New England Patriots	Linebacker
Jerry Jeudy	Denver Broncos	Wide Receiver
Julio Jones	Atlanta Falcons	Wide Receiver
Ryan Kelly	Indianapolis Colts	Center
Dre Kirkpatrick	Arizona Cardinals	Cornerback
Terrell Lewis	Los Angeles Rams	Outside Linebacker
^Jared Mayden	San Francisco 49ers	Safety
Cole Mazza	Los Angeles Chargers	Long Snapper
AJ McCarron	Houston Texans	Quarterback
*Xavier McKinney	New York Giants	Safety
Christian Miller	Carolina Panthers	Linebacker/Defensive End
C.J. Mosley	New York Jets	Linebacker
Da'Ron Payne	Washington Football Team	Defensive Tackle
^Ross Pierschbacher	Washington Football Team	Center
Reggie Ragland	Detroit Lions	Linebacker
Jarran Reed	Seattle Seahawks	Defensive Tackle
Calvin Ridley	Atlanta Falcons	Wide Receiver
A'Shawn Robinson	Los Angeles Rams	Defensive Tackle
Cam Robinson	Jacksonville Jaguars	Offensive Lineman
Henry Ruggs III	Las Vegas Raiders	Wide Receiver

JK Scott	Green Bay Packers	Punter
Cam Sims	Washington Football Team	Wide Receiver
Irv Smith Jr.	Minnesota Vikings	Tight End
Saivion Smith	Dallas Cowboys	Cornerback
Damion Square	Los Angeles Chargers	Nose Tackle
Tua Tagovailoa	Miami Dolphins	Quarterback
Deionte Thompson	Arizona Cardinals	Safety
^Carson Tinker	New York Giants	Long Snapper
Dalvin Tomlinson	New York Giants	Defensive Lineman
Levi Wallace	Buffalo Bills	Cornerback
Chance Warmack	Seattle Seahawks	Offensive Guard
*DeAndrew White	Baltimore Ravens	Wide Receiver
Jonah Williams	Cincinnati Bengals	Offensive Tackle
Quinnen Williams	New York Jets	Defensive Lineman
Jedrick Wills Jr.	Cleveland Browns	Offensive Tackle
Mack Wilson	Cleveland Browns	Linebacker
T.J. Yeldon	Buffalo Bills	Running Back

^ - Practice Squad

* - Injured Reserve

ALABAMA STARTERS IN THE NFL: Not only does Alabama has an impressive group of players currently on NFL rosters but many of those players have grown into impact players since leaving Tuscaloosa. As of Week 8 of the NFL season, the Crimson Tide has at least one former player starting at all 22 starting positions on the offensive and defensive sides of the ball. Alabama is the only college football program in the country that featured at least one starter at every position this season.

Alabama Starters in the NFL

OFFENSE

Position	Player	Team
Quarterback	Tua Tagovailoa	Miami Dolphins
Running Back	Kenyan Drake	Arizona Cardinals
Running Back	Damien Harris	New England Patriots
Running Back	Derrick Henry	Tennessee Titans
Running Back	Josh Jacobs	Las Vegas Raiders
Running Back	Mark Ingram II	Baltimore Ravens
Tight End	O.J. Howard	Tampa Bay Buccaneers
Tight End	Irv Smith Jr.	Minnesota Vikings
Wide Receiver	Amari Cooper	Dallas Cowboys
Wide Receiver	Jerry Jeudy	Denver Broncos
Wide Receiver	Julio Jones	Atlanta Falcons
Wide Receiver	Calvin Ridley	Atlanta Falcons
Wide Receiver	Henry Ruggs III	Las Vegas Raiders
Wide Receiver	Cam Sims	Washington Football Team
Offensive Tackle	Cam Robinson	Jacksonville Jaguars
Offensive Tackle	Jonah Williams	Cincinnati Bengals
Offensive Tackle	Jedrick Wills Jr.	Cleveland Browns
Offensive Guard	Bradley Bozeman	Baltimore Ravens
Offensive Guard	James Carpenter	Atlanta Falcons
Center	Ryan Kelly	Indianapolis Colts

DEFENSE

Position	Player	Team
Defensive Lineman	Jonathan Allen	Washington Football Team
Defensive Lineman	Isaiah Buggs	Pittsburgh Steelers
Defensive Lineman	Raekwon Davis	Miami Dolphins
Defensive Lineman	Da'Ron Payne	Washington Football Team
Defensive Lineman	Jarran Reed	Seattle Seahawks
Defensive Lineman	Dalvin Tomlinson	New York Giants
Defensive Lineman	Quinnen Williams	New York Jets
Linebacker	Rashaan Evans	Tennessee Titans
Linebacker	Anfernee Jennings	New England Patriots
Linebacker	Reggie Ragland	Detroit Lions
Linebacker	Mack Wilson	Cleveland Browns
Cornerback	Trevon Diggs	Dallas Cowboys
Cornerback	Marlon Humphrey	Baltimore Ravens
Cornerback	Levi Wallace	Buffalo Bills
Safety	Landon Collins	Washington Football Team
Safety	Ronnie Harrison	Cleveland Browns
Safety	Eddie Jackson	Chicago Bears
Safety	Kareem Jackson	Denver Broncos
Safety	Minkah Fitzpatrick	Pittsburgh Steelers
Safety	Deionte Thompson	Arizona Cardinals

SPECIAL TEAMS

Position	Player	Team
Long Snapper	Cole Mazza	Los Angeles Chargers
Punter	JK Scott	Green Bay Packers

ALABAMA FOOTBALL CAREER PARTICIPATION CHART

	Career G-GS	2020 G-GS	2019 G-GS	2018 G-GS	2017 G-GS	2016 G-GS	Consecutive Games	Consecutive Starts
Chase Allen (KO/PK)	5-4	5-4	—	—	—	—	1	—
Christopher Allen	26-2	6-2	13-0	RS	7-0	—	19	—
Will Anderson Jr.	6-6	6-6	—	—	—	—	6	6
Jalyn Armour-Davis	13-0	5-0	8-0	RS	—	—	1	—
Javon Baker	2-0	2-0	—	—	—	—	2	—
Marcus Banks	10-0	3-0	7-0	—	—	—	—	—
Christian Barmore	17-2	5-1	12-1	RS	—	—	5	—
Jordan Battle	19-9	6-5	13-4	—	—	—	19	2
Jahleel Billingsley	14-0	5-0	9-0	—	—	—	3	—
Melvin Billingsley	1-0	—	1-0	—	—	—	—	—
Slade Bolden	20-1	6-1	13-0	1-0 (RS)	—	—	19	—
Tanner Bowles	2-0	1-0	1-0 (RS)	—	—	—	—	—
Brian Branch	5-1	5-1	—	—	—	—	5	1
Deonte Brown	41-19	6-6	9-8	12-5	14-0	RS	15	14
Tommy Brown	12-0	4-0	8-0	RS	—	—	2	—
Joseph Bulovas (PK/KO)	26-24	—	11-9	15-15	RS	—	—	—
Jamil Burroughs	3-0	3-0	—	—	—	—	3	—
Javion Cohen	2-0	2-0	—	—	—	—	2	—
Darrian Dalcourt	11-0	4-0	7-0	—	—	—	3	—
DJ Dale	16-15	6-5	10-10	—	—	—	6	—
Ben Davis	18-0	4-0	11-0	2-0	1-0	RS	—	—
Skyler DeLong (P)	10-10	—	5-5	5-5	—	—	—	—
Landon Dickerson	19-19	6-6	13-13	TR	—	—	19	19
DJ Douglas	1-0	1-0	—	—	—	—	1	—
Justin Eboigbe	16-6	6-4	10-2	—	—	—	10	—
Emil Ekiyor Jr.	16-6	6-6	8-0	2-0 (RS)	—	—	6	6
Thomas Fletcher (LS)	48-48	6-6	13-13	15-15	14-14	—	48	48
Miller Forristall	48-17	6-6	9-9	15-0	3-0 (RS)	15-2	7	7
Christian Harris	19-18	6-6	13-12	—	—	—	19	15
Najee Harris	48-18	6-6	13-12	15-0	14-0	—	48	18
DeMarcco Hellams	19-1	6-1	13-0	—	—	—	19	—
Traeshon Holden	2-0	2-0	—	—	—	—	2	—
Braylen Ingraham	3-0	1-0	2-0 (RS)	—	—	—	1	—
Josh Jobe	32-8	6-6	12-2	14-0	—	—	12	7
Sam Johnson (P)	4-4	4-4	—	—	—	—	—	—
Mac Jones	32-10	6-6	12-4	14-0	RS	—	13	9
Thaiu Jones-Bell	1-0	1-0	—	—	—	—	1	—
Ale Kaho	33-0	5-0	13-0	15-0	—	—	2	—
Demouy Kennedy	2-0	2-0	—	—	—	—	1	—
Amari Knight	2-0	1-0	1-0 (RS)	—	—	—	1	—
Joshua Lanier	4-0	4-0	—	TR	—	—	2	—
Jah-Marien Latham	1-0	1-0	—	—	—	—	1	—
Cameron Latu	19-0	6-0	11-0	2-0 (RS)	—	—	12	—
Alex Leatherwood	41-34	6-6	13-13	15-15	7-0	—	35	34
Shane Lee	17-13	4-0	13-13	—	—	—	3	—
Phidarian Mathis	33-5	6-3	12-2	15-0	RS	—	8	2
Jase McClellan	6-0	6-0	—	—	—	—	6	—
Joshua McMillon	22-0	4-0	RS	10-0	8-0	—	4	—
John Metchie III	19-4	6-4	13-0	—	—	—	19	4
Jaylen Moody	33-0	6-0	13-0	14-0	—	—	24	—
Malachi Moore	6-5	6-5	—	—	—	—	6	2
Dylan Moses	32-23	6-6	—	15-15	11-2	—	6	6
King Mwikuta	15-0	5-0	10-0	—	—	—	—	—
Evan Neal	19-19	6-6	13-13	—	—	—	19	19
Chris Owens	31-4	4-0	11-4	13-0	3-0	RS	2	—
Michael Parker	1-0	—	1-0	RS	—	—	—	—
Jarez Parks	5-0	—	5-0	RS	—	—	—	—
Ty Perine (P)	6-5	—	6-5	—	—	—	—	—
Pierce Quick	7-0	3-0	4-0 (RS)	—	—	—	2	—
Kendall Randolph	19-5	6-2	13-3	—	RS	—	19	1
LaBryan Ray	27-7	3-3	3-3 (RS)	15-1	6-0	—	—	—
Will Reichard (PK)	11-11	6-6	5-5	—	—	—	6	6
Brian Robinson Jr.	45-0	6-0	13-0	15-0	11-0	—	45	—
Keilan Robinson	8-0	—	8-0	—	—	—	—	—
Drew Sanders	6-0	6-0	—	—	—	—	6	—
Trey Sanders	4-0	4-0	RS	—	—	—	2	—
Charlie Scott (P)	2-2	2-2	TR	—	—	—	2	2
DeVonta Smith	47-27	6-6	13-11	14-10	14-0	—	26	12
Eddie Smith	9-0	1-0	1-0 (RS)	7-0	—	—	1	—
Tim Smith	3-0	3-0	—	—	—	—	3	—
Ishmael Sopsher	1-0	—	1-0 (RS)	—	—	—	—	—
Patrick Surtain II	34-31	6-6	13-13	15-12	—	—	34	31
Major Tennison	27-1	5-0	13-1	4-0 (RS)	5-0	—	18	—
Carl Tucker	4-2	4-2	TR	—	—	—	1	—
Brandon Turnage	2-0	1-0	1-0 (RS)	—	—	—	1	—
Paul Tyson	1-0	—	1-0 (RS)	—	—	—	—	—
Jaylen Waddle	33-9	5-3	13-3	15-3	—	—	—	—
Ronald Williams Jr.	1-0	1-0	JC	—	—	—	1	—
Roydell Williams	5-0	5-0	—	—	—	—	3	—
Xavier Williams	6-0	1-0	4-0	1-0 (RS)	—	—	—	—
Daniel Wright	37-5	6-5	13-0	4-0 (RS)	14-0	—	19	3
Stephon Wynn Jr.	13-0	1-0	9-0	3-0 (RS)	—	—	1	—
Bryce Young	4-0	4-0	—	—	—	—	2	—
Byron Young	19-6	6-1	13-5	—	—	—	19	1

ALABAMA'S MILESTONE VICTORIES

Win	Result of Game (Date and Site)
1	Alabama 56, Birmingham HS 0 Nov. 11, 1892 - Birmingham, Ala.
100	Alabama 49, Ole Miss 0 Oct. 11, 1919 - Tuscaloosa, Ala.
150	Alabama 34, Florida 0 Nov. 14, 1925 - Montgomery, Ala.
200	Alabama 28, George Washington 6 Oct. 8, 1932 - Washington, D.C.
250	Alabama 26, Kentucky 6 Oct. 29, 1938 - Lexington, Ky.
300	Alabama 54, SW Louisiana 0 Oct. 12, 1946 - Tuscaloosa, Ala.
350	Alabama 33, Georgia 12 Oct. 31, 1953 - Athens, Ga.
400	Alabama 36, Miami (Fla.) 3 Nov. 10, 1962 - Tuscaloosa, Ala.
450	Alabama 17, Southern Miss 14 Sept. 28, 1968 - Mobile, Ala.
500	Alabama 21, LSU 7 Nov. 22, 1973 - Baton Rouge, La.
550	Alabama 35, Virginia Tech 0 Oct. 28, 1978 - Tuscaloosa, Ala.
600	Alabama 28, Southern Miss 16 Nov. 12, 1983 - Birmingham, Ala.
650	Alabama 32, LSU 16 Nov. 11, 1989 - Baton Rouge, La.
700	Alabama 23, Ole Miss 9 Oct. 21, 1995 - Oxford, Miss.
750	Alabama 34, Tennessee 14 Oct. 26, 2002 - Knoxville, Tenn.
800	Alabama 30, Mississippi State 10 Nov. 13, 2010 - Tuscaloosa, Ala.
850	Alabama 42, Missouri 13 Dec. 6, 2014 - Atlanta, Ga.
900	Alabama 29, LSU 0 Nov. 3, 2018 - Baton Rouge, La.

ALABAMA'S 10-WIN FOOTBALL SEASONS

Year	Record
1920	10-1
1925	10-0
1930	10-0
1934	10-0
1945	10-0
1952	10-2
1961	11-0
1962	10-2
1964	10-1
1966	11-0
1971	11-1
1972	10-2
1973	11-1
1974	11-1
1975	11-1
1977	11-1
1978	11-1
1979	12-0
1980	10-2
1986	10-3
1989	10-2
1991	11-1
1992	13-0
1994	12-1
1996	10-3
1999	10-3
2002	10-3
2008	12-2
2009	14-0
2010	10-3
2011	12-1
2012	13-1
2013	11-2
2014	12-2
2015	14-1
2016	14-1
2017	13-1
2018	14-1
2019	11-2

BRYANT-DENNY STADIUM ALL-TIME OPPONENTS

Opponent	Record
Arkansas	12-2
Arkansas State	2-0
AUBURN	5-5
BYU	1-0
Central Florida	0-1
Charleston Southern	1-0
Chattanooga	7-0
Cincinnati	2-0
The Citadel	1-0
Clemson	6-0
Colorado State	2-0
Duke	1-0
Duquesne	2-0
Florida	8-4
Florida Atlantic	2-0
Florida International	2-0
Florida State	2-0
Fresno State	1-0
Furman	3-0
GEORGIA	6-2
Georgia Southern	1-0
Georgia State	2-0
Hawai'i	1-0
Houston	5-0
Howard	9-0
Kent State	2-0
KENTUCKY	8-0
LSU	9-9
Louisiana (Lafayette)	5-0
Louisiana Tech	0-1
ULM	2-1
Louisville	2-0
Mercer	3-0
Memphis	4-0
Miami (Fla.)	6-0
Middle Tennessee	2-0
Millsaps	1-0
Ole Miss	19-2
Mississippi College	1-0
MISSISSIPPI STATE	39-8-1
Missouri	1-0
New Mexico State	1-0
N.C. State	4-0
North Texas	4-0
Northern Illinois	0-1
Oglethorpe	1-0
Oklahoma	0-1
Penn State	2-2
Pensacola N.A.S.	1-0
Richmond	1-0
Rutgers	1-0
San Jose State	1-0
Sewanee	1-0
South Carolina	8-1
Southern Miss	21-1-1
Southwestern Presbyterian	1-0
Tampa	1-0
Temple	1-0
Tennessee	8-3
TEXAS A&M	4-1
TCU	0-2
Tulane	2-0
Tulsa	3-0
UCLA	0-1
Utah State	2-0
Vanderbilt	15-1
Villanova	0-1
Virginia Tech	7-0
Washington	1-0
Western Carolina	5-0
Western Kentucky	3-0
Wichita State	1-0

BOLD indicates 2020 home opponents

ALABAMA HEAD COACH NICK SABAN



PREVIOUS COACHING EXPERIENCE

Miami Dolphins	Head Coach (2005-06)
LSU	Head Coach (2000-04)
Michigan State	Head Coach (1995-99)
Cleveland Browns	Def. Coordinator (1991-94)
Toledo	Head Coach (1990)
Houston Oilers	Secondary (1988-89)
Michigan State	Defensive Coordinator Secondary (1983-87)

YEAR-BY-YEAR RECORD

TOLEDO (9-2, .818)

Year	Overall	Conf.	Notes
1990	9-2	7-1	MAC Champs

MICHIGAN STATE (34-24-1, .585)

Year	Overall	Conf.	Notes
1995	6-5-1	4-3-1	Independence Bowl
1996	6-6	5-3	Sun Bowl
1997	7-5	4-4	Aloha Bowl
1998	6-6	4-4	
1999	9-2	6-2	Second Place Big Ten

LSU (48-16, .750)

Year	Overall	Conf.	Notes
2000	8-4	5-3	Peach Bowl
2001	10-3	5-3	SEC Champions; Sugar Bowl
2002	8-5	5-3	SEC West Champions, Cotton Bowl
2003	13-1	7-1	BCS and SEC Champions
2004	9-3	6-2	Capital One Bowl

MIAMI DOLPHINS (15-17, .469)

Year	Overall	Notes
2005	9-7	Dolphins' 5-game improvement
2006	6-10	was among NFL's best

ALABAMA [163-23, .876] (158-23, .873)

Year	Overall	Conf.	Notes
2007	%2-6 (7-6)	1-4 (4-4)	Independence Bowl
2008	12-2	8-0	Sugar Bowl
2009	14-0	8-0	BCS and SEC Champions
2010	10-3	5-3	Capital One Bowl Champs
2011	12-1	7-1	BCS National Champions
2012	13-1	7-1	BCS and SEC Champions
2013	11-2	7-1	Sugar Bowl
2014	12-2	7-1	SEC Champions; CFB Playoff
2015	14-1	7-1	CFP and SEC Champions
2016	14-1	8-0	SEC and Peach Bowl Champions
2017	13-1	7-1	CFP National Champions
2018	14-1	8-0	SEC and Orange Bowl Champions
2019	11-2	6-2	Citrus Bowl Champions
2020	6-0	6-0	

% Five wins later vacated by NCAA

COLLEGE:	[254-65-1, .795] 249-65-1 (.792)
TOTAL:	[269-82-1, .766] 264-82-1 (.762)

- Saban has compiled a 254-65-1 (.795) record as a college head coach to date (249-65-1, .792 after vacations). He has six national championships – five at Alabama – nine conference championships and 20 of his teams have played in postseason bowl games, including a trip to the BCS National Championship Game following the 2003, 2009, 2011 and 2012 seasons and the College Football Playoff Semifinals in five of the last six seasons including the last four CFP National Championship Games.

- Saban is the only coach to win four BCS national championships, the only coach to win back-to-back BCS national championships and one of only two coaches to win multiple CFP National Championships. He has won six titles in his last 15 years coaching college football, most recently capturing the CFP National Championship following the 2017 season. Saban is one of three college coaches in the poll era (since 1936) to win three national championships in four years. He is also just the second coach in the poll era to win six national championships (Paul "Bear" Bryant) and the first to ever win five titles in a nine-year span.

- In 2009, Saban produced Alabama's first national championship in 17 years by guiding the Crimson Tide to a 14-0 season with dominant wins over Florida in the SEC championship and Texas in the Citi BCS National Championship Game. He then followed that up with his second BCS championship in three years with a 21-0 shutout of LSU following the 2011 season at the Allstate BCS National Championship Game. He made it back-to-back BCS national championships in 2012 with a 42-14 win over Notre Dame in the Discover BCS National Championship Game. He took down Clemson 45-40 to capture title No. 5 following the 2015 season in the CFP National Championship Game. He captured his sixth national championship – and fifth at Alabama – in 2017 with a 26-23 overtime win over Georgia in the 2018 CFP National Championship Game.

- In addition to the on-field success, the 2011 team was also recognized with the Disney Spirit Award, which was presented to snapper Carson Tinker, for the team's response to the community following the tornado that devastated Tuscaloosa on April 27, 2011. The Tide also had extensive success in the classroom that year with 38 SEC Academic Honor Roll selections, a league record, and produced an Academic All-American in Barrett Jones.

- A five-season run at LSU (2000-04) produced a record of 48-16 (.750), one national championship (2003), two Southeastern Conference championships and three SEC West Division championships. The Tigers constructed a 28-12 (.700) record against SEC opponents under Saban's guidance. He was named the 2003 National Coach of the Year by the Associated Press and earned both the Paul W. "Bear" Bryant National Coach of the Year Award and the Eddie Robinson Coach of the Year Award by the Football Writers Association of America.

- Saban served as head coach at Michigan State from 1995-99, his second stint at the East Lansing school as he also spent 1983-87 as the Spartans' defensive coordinator/secondary coach. Saban led MSU to a 34-24-1 (.585) record as head coach, including four postseason appearances. In 1999, Saban led his final Spartans team to a No. 7 national ranking as MSU finished in a tie for second in the Big Ten. The Spartans defeated Notre Dame, Michigan, Ohio State and Penn State in the same year for the first time since 1965 and recorded six wins at home for the first time since the 1912 season.

- Saban's first head coaching position came at the University of Toledo in 1990, as he guided the Rockets to a record of 9-2 that year, finishing as co-champions of the Mid-American Conference. The Rockets ranked among the NCAA leaders in both total defense (12th at 284.8 yards) and scoring defense (16th at 16.2 points) and missed posting an undefeated record by a mere five points.

- A native of Fairmont, W.Va., Saban is a 1973 graduate of Kent State University where he earned a bachelor's degree in business. He earned a master's degree in sports administration from Kent State in 1975. Born October 31, 1951, Saban and his wife, the former Terry Constable, have two children, Nicholas and Kristen. They have one granddaughter, Amélie, and one grandson, James.

- At Michigan State, the Sabans started the Nick's Kids Foundation, which is dedicated to raising awareness for deserving organizations throughout the state of Alabama and the southeast. Thanks to the generosity of the donors and the efforts of Nick and Terry Saban, the Nick's Kids Foundation has donated nearly \$9 million dollars to many deserving organizations and causes since arriving in Tuscaloosa.

- Personally, Nick and Terry have given over \$1 million dollars to their First Generation Scholarship at The University of Alabama and have pledged \$1 million dollars to The Crimson Standard Initiative. They have also made major contributions to their church, St. Francis Catholic Church, to build the Saban Catholic Student Center that was completed in August of 2016.

SABAN PERSONAL QUICK FACTS

Born:	October 31, 1951	
Wife:	Terry	
Children:	Nicholas and Kristen	
Grandchildren:	Amélie Saban, James Nickolas Setas	
Education:	Kent State Bachelor's Degree Business (1973)	Kent State Master's Degree Sports Administration (1975)

SABAN YEAR-BY-YEAR RESULTS [PRIOR TO ALABAMA]

1990 - TOLEDO (9-2-0, 7-1 MAC)

Date	Opponent	Score
Sept. 8	at Miami (Ohio)	W, 20-14
Sept. 15	Northern Illinois	W, 23-14
Sept. 22	at Ball State	W, 28-16
Sept. 29	at Ohio	W, 27-20
Oct. 6	Eastern Michigan	W, 37-23
Oct. 13	Bowling Green	W, 19-13
Oct. 20	at Central Michigan	L, 12-13
Oct. 27	Kent State	W, 28-14
Nov. 3	at Western Michigan	W, 37-9
Nov. 10	Navy	L, 10-14
Nov. 17	Arkansas State	W, 43-28

1995 - MICHIGAN STATE (6-5-1, 4-3-1 Big 10)

Date	Opponent	Score
Sept. 9	Nebraska	L, 10-50
Sept. 16	at Louisville	W, 30-7
Sept. 23	at Purdue	T, 35-35
Sept. 30	Boston College	W, 25-21
Oct. 7	Iowa (HC)	L, 7-21
Oct. 14	at Illinois	W, 27-21
Oct. 21	Minnesota	W, 34-31
Oct. 28	at Wisconsin	L, 14-45
Nov. 4	Michigan	W, 28-25
Nov. 11	at Indiana	W, 31-13
Nov. 25	Penn State	L, 20-24
Dec. 29	vs. LSU (Independence Bowl)	L, 26-45

1996 - MICHIGAN STATE (6-6, 5-3 Big 10)

Date	Opponent	Score
Aug. 31	Purdue	W, 52-14
Sept. 7	at Nebraska	L, 14-55
Sept. 21	Louisville	L, 20-30
Sept. 28	Eastern Michigan	W, 47-0
Oct. 5	at Iowa	L, 30-37
Oct. 12	Illinois (HC)	W, 42-14
Oct. 19	at Minnesota	W, 27-9
Oct. 26	Wisconsin	W, 30-13
Nov. 2	at Michigan	L, 29-45
Nov. 9	Indiana	W, 38-15
Nov. 23	at Penn State	L, 29-32
Dec. 31	vs. Stanford (Sun Bowl)	L, 0-38

1997 - MICHIGAN STATE (7-5, 4-4)

Date	Opponent	Score
Sept. 6	Western Michigan	W, 42-10
Sept. 13	Memphis	W, 51-21
Sept. 20	at Notre Dame	W, 23-7
Oct. 4	Minnesota (HC)	W, 31-10
Oct. 11	at Indiana	W, 38-6
Oct. 18	at Northwestern	L, 17-19
Oct. 25	Michigan	L, 7-23
Nov. 1	Ohio State	L, 13-37
Nov. 8	at Purdue	L, 21-22
Nov. 22	at Illinois	W, 27-17
Nov. 29	Penn State	W, 49-14
Dec. 25	vs. Washington (Aloha Bowl)	L, 23-51

1998 - MICHIGAN STATE (6-6, 4-4 Big 10)

Date	Opponent	Score
Aug. 29	Colorado State	L, 16-23
Sept. 5	at Oregon	L, 14-48
Sept. 12	Notre Dame	W, 45-23
Sept. 26	at Michigan	L, 17-29
Oct. 3	Central Michigan	W, 38-7
Oct. 10	Indiana (HC) (2 OT)	W, 38-31
Oct. 24	at Minnesota	L, 18-19
Oct. 31	Northwestern	W, 29-5
Nov. 7	at Ohio State	W, 28-24
Nov. 14	Purdue	L, 24-25
Nov. 21	Illinois	W, 41-9
Nov. 28	at Penn State	L, 28-51

1999 - MICHIGAN STATE (9-2, 6-2 Big 10)

Date	Opponent	Score
Sept. 2	Oregon	W, 27-20
Sept. 11	Eastern Michigan	W, 51-7
Sept. 18	at Notre Dame	W, 23-13
Sept. 25	at Illinois	W, 27-10
Oct. 2	Iowa (HC)	W, 49-3
Oct. 9	Michigan	W, 34-31
Oct. 16	at Purdue	L, 28-52
Oct. 30	at Wisconsin	L, 10-40
Nov. 6	Ohio State	W, 23-7
Nov. 13	at Northwestern	W, 34-0
Nov. 20	Penn State	W, 35-28

2000 - LSU (8-4, 5-3 SEC)

Date	Opponent	Score
Sept. 2	Western Carolina	W, 58-0
Sept. 9	Houston	W, 28-13
Sept. 16	at Auburn	L, 17-34
Sept. 23	UAB (HC)	L, 10-13
Sept. 30	Tennessee (OT)	W, 38-31
Oct. 7	at Florida	L, 9-41
Oct. 14	Kentucky	W, 34-0
Oct. 21	Mississippi State (OT)	W, 45-38
Nov. 4	Alabama	W, 30-28
Nov. 11	at Ole Miss	W, 20-9
Nov. 24	at Arkansas	L, 3-14
Dec. 29	vs. Georgia Tech (Peach Bowl)	W, 28-14

2001 - LSU (10-3, 5-3 SEC)

Date	Opponent	Score
Sept. 1	Tulane	W, 48-17
Sept. 8	Utah State	W, 31-14
Sept. 29	at Tennessee	L, 18-26
Oct. 6	Florida	L, 15-44
Oct. 13	at Kentucky	W, 29-25
Oct. 20	at Mississippi State	W, 42-0
Oct. 27	Ole Miss	L, 24-35
Nov. 3	at Alabama	W, 35-21
Nov. 10	Middle Tennessee (HC)	W, 30-14
Nov. 23	Arkansas	W, 41-38
Dec. 1	Auburn	W, 27-14
Dec. 8	vs. Tennessee (SEC Champ.)	W, 30-21
Jan. 1	vs. Illinois (Sugar Bowl)	W, 47-34

2002 - LSU (8-5, 5-3 SEC)

Date	Opponent	Score
Sept. 1	at Virginia Tech	L, 8-26
Sept. 7	The Citadel	W, 35-10
Sept. 14	Miami (Ohio)	W, 33-7
Sept. 28	Mississippi State	W, 31-13
Oct. 5	Louisiana-Lafayette (HC)	W, 48-0
Oct. 12	at Florida	W, 36-7
Oct. 19	South Carolina	W, 38-14
Oct. 26	at Auburn	L, 7-32
Nov. 9	at Kentucky	W, 33-30
Nov. 16	Alabama	L, 0-31
Nov. 23	Ole Miss	W, 14-13
Nov. 29	at Arkansas	L, 20-21
Jan. 1	vs. Texas (Cotton Bowl)	L, 20-35

2003 - LSU (13-1, 7-1 SEC)

Date	Opponent	Score
Aug. 30	Louisiana-Monroe	W, 49-7
Sept. 6	at Arizona	W, 59-13
Sept. 13	Western Illinois	W, 35-7
Sept. 20	Georgia	W, 17-10
Sept. 27	at Mississippi State	W, 41-6
Oct. 11	Florida	L, 7-19
Oct. 18	at South Carolina	W, 33-7
Oct. 25	Auburn	W, 31-7
Nov. 1	Louisiana Tech (HC)	W, 49-10
Nov. 15	at Alabama	W, 27-3
Nov. 22	at Ole Miss	W, 17-14
Nov. 29	Arkansas	W, 55-24
Dec. 6	vs. Georgia (SEC Champ.)	W, 34-13
Jan. 4	vs. Oklahoma (BCS Champ.)	W, 21-14

2004 - LSU (9-3, 6-2 SEC)

Date	Opponent	Score
Sept. 4	Oregon State (OT)	W, 22-21
Sept. 11	Arkansas State	W, 55-3
Sept. 18	at Auburn	L, 9-10
Sept. 25	Mississippi State	W, 55-0
Oct. 2	at Georgia	L, 16-45
Oct. 9	at Florida	W, 24-21
Oct. 23	Troy (HC)	W, 24-20
Oct. 30	Vanderbilt	W, 24-7
Nov. 13	Alabama	W, 26-10
Nov. 20	Ole Miss	W, 27-24
Nov. 26	Arkansas	W, 43-14
Jan. 1	vs. Iowa (Capital One Bowl)	L, 25-30

2007 - ALABAMA (2-6, 1-4 SEC) [7-6, 4-4 SEC]

Date	Opponent	Score
Sept. 1	Western Carolina	%W, 52-6
Sept. 8	at Vanderbilt	%W, 24-10
Sept. 15	Arkansas	%W, 41-38
Sept. 22	Georgia (OT)	L, 23-26
Sept. 29	vs. Florida State (Jacksonville)	L, 14-21
Oct. 6	Houston (HC)	%W, 30-24
Oct. 13	at Ole Miss	%W, 27-24
Oct. 20	Tennessee	W, 41-17
Nov. 3	LSU	L, 34-41
Nov. 10	at Mississippi State	L, 12-17
Nov. 17	Louisiana-Monroe	L, 14-21
Nov. 25	at Auburn	L, 10-17
Dec. 30	vs. Colorado (Independence Bowl)	W, 30-24

% Later vacated by NCAA ruling.

2008 - ALABAMA (12-2, 8-0 SEC)

Date	Opponent	Score
Aug. 30	vs. Clemson (Atlanta)	W, 34-10
Sept. 6	Tulane	W, 20-6
Sept. 13	Western Kentucky	W, 41-7
Sept. 20	at Arkansas	W, 49-14
Sept. 27	at Georgia	W, 41-30
Oct. 4	Kentucky	W, 17-14
Oct. 18	Ole Miss	W, 24-20
Oct. 25	at Tennessee	W, 29-9
Nov. 1	Arkansas State (HC)	W, 35-0
Nov. 8	at LSU (OT)	W, 27-21
Nov. 15	Mississippi State	W, 32-7
Nov. 29	Auburn	W, 36-0
Dec. 6	vs. Florida (SEC Champ.)	L, 20-31
Jan. 1	vs. Utah (Sugar Bowl)	L, 17-31

2009 - ALABAMA (14-0, 8-0 SEC)

Date	Opponent	Score
Sept. 5	vs. Virginia Tech (Atlanta)	W, 34-24
Sept. 12	Florida International	W, 40-14
Sept. 19	North Texas	W, 53-7
Sept. 26	Arkansas	W, 35-7
Oct. 3	at Kentucky	W, 38-20
Oct. 10	at Ole Miss	W, 22-3
Oct. 17	South Carolina (HC)	W, 20-6
Oct. 24	Tennessee	W, 12-10
Nov. 7	LSU	W, 24-15
Nov. 14	at Mississippi State	W, 31-3
Nov. 21	Chattanooga	W, 45-0
Nov. 27	at Auburn	W, 26-21
Dec. 5	vs. Florida (SEC Champ.)	W, 32-13
Jan. 7	vs. Texas (BCS Champ.)	W, 37-21

SABAN YEAR-BY-YEAR RESULTS [AT ALABAMA]

2010 - ALABAMA (10-3, 5-3 SEC)

Date	Opponent	Score
Sept. 4	San Jose State	W, 48-3
Sept. 11	Penn State	W, 24-3
Sept. 18	at Duke	W, 62-13
Sept. 25	at Arkansas	W, 24-20
Oct. 2	Florida	W, 31-6
Oct. 9	at South Carolina	L, 21-35
Oct. 16	Ole Miss (HC)	W, 23-10
Oct. 23	at Tennessee	W, 41-10
Nov. 6	at LSU	L, 21-24
Nov. 13	Mississippi State	W, 30-10
Nov. 18	Georgia State	W, 63-7
Nov. 26	Auburn	L, 27-28
Jan. 1	vs. Michigan State (Capital One Bowl)	W, 49-7

2011 - ALABAMA (12-1, 7-1 SEC)

Date	Opponent	Score
Sept. 3	Kent State	W, 48-7
Sept. 10	at Penn State	W, 27-11
Sept. 17	North Texas	W, 41-0
Sept. 24	Arkansas	W, 38-14
Oct. 1	at Florida	W, 38-10
Oct. 8	Vanderbilt	W, 34-0
Oct. 15	at Ole Miss	W, 52-7
Oct. 22	Tennessee	W, 37-6
Nov. 5	LSU (OT)	L, 6-9
Nov. 12	at Mississippi State	W, 24-7
Nov. 19	Georgia Southern	W, 45-21
Nov. 26	at Auburn	W, 42-14
Jan. 9	vs. LSU (BCS Champ.)	W, 21-0

2012 - ALABAMA (13-1, 7-1 SEC)

Date	Opponent	Score
Sept. 1	vs. Michigan (Arlington)	W, 41-14
Sept. 8	Western Kentucky	W, 35-0
Sept. 15	at Arkansas	W, 52-0
Sept. 22	Florida Atlantic	W, 40-7
Sept. 29	Ole Miss	W, 33-14
Oct. 13	at Missouri	W, 42-10
Oct. 20	at Tennessee	W, 44-13
Oct. 27	Mississippi State	W, 38-7
Nov. 3	at LSU	W, 21-17
Nov. 10	Texas A&M	L, 24-29
Nov. 17	Western Carolina	W, 49-0
Nov. 24	Auburn	W, 49-0
Dec. 1	vs. Georgia (SEC Champ.)	W, 32-28
Jan. 7	vs. Notre Dame (BCS Champ.)	W, 42-14

2013 - ALABAMA (11-2, 7-1 SEC)

Date	Opponent	Score
Aug. 31	vs. Virginia Tech (Atlanta)	W, 35-10
Sept. 14	at Texas A&M	W, 49-42
Sept. 21	Colorado State	W, 31-6
Sept. 28	Ole Miss	W, 25-0
Oct. 5	Georgia State	W, 45-3
Oct. 12	at Kentucky	W, 48-7
Oct. 19	Arkansas	W, 52-0
Oct. 26	Tennessee	W, 45-10
Nov. 9	LSU	W, 38-17
Nov. 16	at Mississippi State	W, 20-7
Nov. 23	Chattanooga	W, 49-0
Nov. 30	at Auburn	L, 28-34
Jan. 2	vs. Oklahoma (Sugar Bowl)	L, 31-45

2014 - ALABAMA (12-2, 7-1 SEC)

Date	Opponent	Score
Aug. 30	vs. West Virginia (Atlanta)	W, 33-23
Sept. 6	Florida Atlantic	W, 41-0
Sept. 13	Southern Miss	W, 52-12
Sept. 20	Florida	W, 42-21
Oct. 4	at Ole Miss	L, 17-23
Oct. 11	at Arkansas	W, 14-13
Oct. 18	Texas A&M	W, 59-0
Oct. 25	at Tennessee	W, 34-20
Nov. 8	at LSU (OT)	W, 20-13
Nov. 15	Mississippi State	W, 25-20
Nov. 22	Western Carolina	W, 48-14
Nov. 29	Auburn	W, 55-44
Dec. 6	vs. Missouri (SEC Champ.)	W, 42-13
Jan. 1	vs. Ohio State (CFP Semifinal)	L, 35-42

2015 - ALABAMA (14-1, 7-1 SEC)

Date	Opponent	Score
Sept. 5	vs. Wisconsin (Arlington)	W, 35-17
Sept. 12	Middle Tennessee	W, 37-10
Sept. 19	Ole Miss	L, 37-43
Sept. 26	Louisiana-Monroe	W, 34-0
Oct. 3	at Georgia	W, 38-10
Oct. 10	Arkansas	W, 27-14
Oct. 17	at Texas A&M	W, 41-23
Oct. 24	Tennessee	W, 19-14
Nov. 7	LSU	W, 30-16
Nov. 14	at Mississippi State	W, 31-6
Nov. 21	Charleston Southern	W, 56-6
Nov. 28	at Auburn	W, 29-13
Dec. 5	vs. Florida (SEC Champ.)	W, 29-15
Dec. 31	vs. Michigan State (CFP Semi.)	W, 38-0
Jan. 11	vs. Clemson (CFP Champ.)	W, 45-40

2016 - ALABAMA (14-1, 8-0 SEC)

Date	Opponent	Score
Sept. 3	vs. USC (Arlington)	W, 52-6
Sept. 10	Western Kentucky	W, 38-10
Sept. 17	at Ole Miss	W, 48-43
Sept. 24	Kent State	W, 48-0
Oct. 1	Kentucky	W, 34-6
Oct. 8	at Arkansas	W, 49-30
Oct. 15	at Tennessee	W, 49-10
Oct. 22	Texas A&M	W, 33-14
Nov. 5	at LSU	W, 10-0
Nov. 12	Mississippi State	W, 51-3
Nov. 19	Chattanooga	W, 31-3
Nov. 26	Auburn	W, 30-12
Dec. 3	vs. Florida (SEC Champ.)	W, 54-16
Dec. 31	vs. Washington (CFP Semi.)	W, 24-7
Jan. 9	vs. Clemson (CFP Champ.)	L, 31-35

2017 - ALABAMA (13-1, 7-1 SEC)

Date	Opponent	Score
Sept. 2	vs. Florida State (Atlanta)	W, 24-7
Sept. 9	Fresno State	W, 41-10
Sept. 16	Colorado State	W, 41-23
Sept. 23	at Vanderbilt	W, 59-0
Sept. 30	Ole Miss	W, 66-3
Oct. 7	at Texas A&M	W, 27-19
Oct. 14	Arkansas	W, 41-9
Oct. 21	Tennessee	W, 45-7
Nov. 4	LSU	W, 24-10
Nov. 11	at Mississippi State	W, 31-24
Nov. 18	Mercer	W, 56-0
Nov. 25	at Auburn	L, 14-26
Jan. 1	vs. Clemson (CFP Semi.)	W, 24-6
Jan. 8	vs. Georgia (CFP Champ.) (OT)	W, 26-23

2018 - ALABAMA (14-1, 8-0 SEC)

Date	Opponent	Score
Sept. 1	vs. Louisville (Orlando)	W, 51-14
Sept. 8	Arkansas State	W, 57-7
Sept. 15	at Ole Miss	W, 62-7
Sept. 22	Texas A&M	W, 45-23
Sept. 29	Louisiana	W, 56-14
Oct. 6	at Arkansas	W, 65-31
Oct. 13	Missouri (HC)	W, 39-10
Oct. 20	at Tennessee	W, 58-21
Nov. 3	at LSU	W, 29-0
Nov. 10	Mississippi State	W, 24-0
Nov. 17	The Citadel	W, 50-17
Nov. 24	Auburn	W, 52-21
Dec. 1	vs. Georgia (SEC Championship)	W, 35-28
Dec. 29	vs. Oklahoma (CFP Semifinal)	W, 45-34
Jan. 7	vs. Clemson (CFP Championship)	L, 16-44

2019 - ALABAMA (11-2, 6-2 SEC)

Date	Opponent	Score
Aug. 31	vs. Duke (Atlanta)	W, 42-3
Sept. 7	New Mexico State	W, 62-10
Sept. 14	at South Carolina	W, 47-23
Sept. 21	Southern Miss	W, 49-7
Sept. 28	Ole Miss	W, 59-31
Oct. 12	at Texas A&M	W, 47-28
Oct. 19	Tennessee	W, 35-13
Oct. 26	Arkansas	W, 48-7
Nov. 9	LSU	L, 41-46
Nov. 16	at Mississippi State	W, 38-7
Nov. 23	Western Carolina	W, 66-3
Nov. 30	at Auburn	L, 45-48
Jan. 1	vs. Michigan	W, 35-16

2020 - ALABAMA (6-0, 6-0 SEC)

Date	Opponent	Score
Sept. 26	at Missouri	W, 38-19
Oct. 3	Texas A&M	W, 52-24
Oct. 10	at Ole Miss	W, 63-48
Oct. 17	Georgia	W, 41-24
Oct. 24	at Tennessee	W, 48-17
Oct. 31	Mississippi State	W, 41-0
Nov. 14	at LSU	Postponed
Nov. 21	Kentucky	
Nov. 28	Auburn	
Dec. 5	at Arkansas	

THE LAST TIME IT HAPPENED

INDIVIDUAL

Kickoff Returned for a Touchdown	Alabama:	Jaylen Waddle vs. Auburn in Auburn, Nov. 30, 2019 (98 yards)
	Opponent:	Mario Alford, West Virginia in Atlanta, Aug. 30, 2014 (100 yards)
Punt Returned for a Touchdown	Alabama:	Jaylen Waddle vs. LSU in Tuscaloosa, Nov. 9, 2019 (77 yards)
	Opponent:	Antonio Callaway, Florida in Atlanta, Dec. 5, 2015 (85 yards)
Interception Returned for a Touchdown	Alabama:	Patrick Surtain II vs. Mississippi State in Tuscaloosa, Oct. 31, 2020 (25 yards)
	Opponent:	Smoke Monday; Zakoby McClain, Auburn in Auburn, Nov. 30, 2019 (29 yards; 100 yards)
Fumble Return/Recovery for a Touchdown	Alabama:	Malachi Moore vs. Tennessee in Knoxville, Oct. 24, 2020 (28 yards)
	Opponent:	John Youngblood, Ole Miss in Oxford, Sept. 17, 2016 (44 yards)
Blocked Punt Returned for a Touchdown	Alabama:	Ale Kaho (blk)/Tyrell Shavers (ret) vs. Texas A&M in College Station, Oct. 12, 2019 (2 yards)
	Opponent:	Thomas Davis, Georgia in Athens, Oct. 4, 2003 (7 yards)
Blocked FG Returned for a Touchdown	Alabama:	Dont'a Hightower (blk)/Dre Kirkpatrick (ret) vs. Ga. Southern in Tuscaloosa, Nov. 19, 2011 (55 yards)
	Opponent:	Cornelius Washington (blk)/Alec Ogletree (ret), Georgia in Atlanta, Dec. 1, 2012 (55 yards)
Blocked PAT for Two-Point Conversion	Alabama:	Kenny Smith, Kecal Bailey vs. East Carolina in Tuscaloosa, Oct. 17, 1998
	Opponent:	Jabari Zuniga (blk)/David Reese (ret), Florida in Atlanta, Dec. 3, 2016
Blocked Punt	Alabama:	Ale Kaho vs. Michigan in Orlando, Jan. 1, 2020
	Opponent:	Smoke Monday, Auburn in Tuscaloosa, Nov. 24, 2018
Blocked PAT	Alabama:	Xavier McKinney vs. LSU in Tuscaloosa, Nov. 9, 2019
	Opponent:	Jayden Peevy, Texas A&M in College Station, Oct. 12, 2019
Blocked Field Goal	Alabama:	Minkah Fitzpatrick vs. Florida State in Atlanta, Sept. 2, 2017
	Opponent:	Cornelius Washington, Georgia in Atlanta, Dec. 1, 2012
300-399 Yards Total Offense	Alabama:	391, Mac Jones vs. Tennessee in Knoxville, Oct. 24, 2020 (387 passing, 4 rushing)
	Opponent:	337, Kellen Mond, Texas A&M in Tuscaloosa, Oct. 3, 2020 (318 passing, 19 rushing)
400+ Yards Total Offense	Alabama:	418, Mac Jones vs. Ole Miss in Oxford, Oct. 10, 2020 (417 passing, 1 rushing)
	Opponent:	405, Matt Corral, Ole Miss in Oxford, Oct. 10, 2020 (365 passing, 40 rushing)
100 Yards Rushing	Alabama:	119, Najee Harris vs. Mississippi State in Tuscaloosa, Oct. 31, 2020
	Opponent:	128, Snoop Conner; 120 Jerrion Ealy, Ole Miss in Oxford, Oct. 10, 2020
200 Yards Rushing	Alabama:	206, Najee Harris vs. Ole Miss in Oxford, Oct. 10, 2020
	Opponent:	230, Ezekiel Elliott, Ohio State in New Orleans, Jan. 1, 2015
250 Yards Rushing	Alabama:	271, Derrick Henry vs. Auburn in Auburn, Nov. 28, 2015
	Opponent:	256, Bo Jackson, Auburn in Birmingham, Dec. 3, 1983
300 Yards Rushing	Alabama:	Has not occurred
	Opponent:	Has not occurred
Three Rushing Touchdowns	Alabama:	Najee Harris vs. Tennessee in Knoxville, Oct. 24, 2020
	Opponent:	Clyde Edwards-Helaire, LSU in Tuscaloosa, Nov. 9, 2019
Four Rushing Touchdowns	Alabama:	Trent Richardson vs. Ole Miss in Oxford, Oct. 15, 2011
	Opponent:	N/A
Five Rushing Touchdowns	Alabama:	Najee Harris vs. Ole Miss in Oxford, Oct. 10, 2020
	Opponent:	N/A
Two 100-Yard Rushers	Alabama:	Jalen Hurts (132); Bo Scarbrough (109) vs. Tennessee in Knoxville, Oct. 15, 2016
	Opponent:	Snoop Conner (128); Jerrion Ealy (120), Ole Miss in Oxford, Oct. 10, 2020
Three or More 100-Yard Rushers	Alabama:	4 (James Taylor, 142; Wilbur Jackson, 138; Calvin Culliver, 127; Richard Todd, 102), vs. Va. Tech in Tuscaloosa, Oct. 27, 1973
	Opponent:	Has not occurred

THE LAST TIME IT HAPPENED

300-399 Yards Passing	Alabama:	387, Mac Jones vs. Tennessee in Knoxville, Oct. 24, 2020
	Opponent:	365, Matt Corral, Ole Miss in Oxford, Oct. 10, 2020
400-499 Yards Passing	Alabama:	417, Mac Jones vs. Georgia in Tuscaloosa, Oct. 17, 2020
	Opponent:	420, Deshaun Watson, Clemson in Tampa, Jan. 9, 2017
500-599 Yards Passing	Alabama:	Has not occurred
	Opponent:	528, Rohan Davey, LSU in Tuscaloosa, Nov. 3, 2001
Three Passing Touchdowns	Alabama:	Mac Jones vs. Michigan in Orlando, Jan. 1, 2020
	Opponent:	Kellen Mond, Texas A&M in Tuscaloosa, Oct. 3, 2020
Four Passing Touchdowns	Alabama:	Mac Jones vs. Mississippi State in Tuscaloosa, Oct. 31, 2020
	Opponent:	Deshaun Watson, Clemson in Glendale, Jan. 11, 2016
Five Passing Touchdowns	Alabama:	Tua Tagovailoa vs. Southern Miss in Tuscaloosa, Sept. 21, 2019
	Opponent:	Johnny Manziel, Texas A&M in College Station, Sept. 14, 2013
Six Passing Touchdowns	Alabama:	Tua Tagovailoa vs. Ole Miss in Tuscaloosa, Sept. 28, 2019
	Opponent:	Danny Wuerffel, Florida in Atlanta, Dec. 7, 1996
Three Interceptions Thrown	Alabama:	Blake Sims vs. Ohio State in New Orleans, Jan. 1, 2015
	Opponent:	Stetson Bennett, Georgia in Tuscaloosa, Oct. 17, 2020
Four Interceptions Thrown	Alabama:	Andrew Zow vs. Central Florida in Tuscaloosa, Oct. 28, 2000
	Opponent:	Drew Little, Georgia State in Tuscaloosa, Nov. 18, 2010
Five Interceptions Thrown	Alabama:	Jeff Rutledge vs. Nebraska in Lincoln, Sept. 17, 1977
	Opponent:	Kent Austin, Ole Miss in Tuscaloosa, Sept. 17, 1983
10 or More Receptions in a Game	Alabama:	11, DeVonta Smith vs. Mississippi State in Tuscaloosa, Oct. 31, 2020
	Opponent:	11, Elijah Moore, Ole Miss in Oxford, Oct. 10, 2020
100-199 Yards Receiving	Alabama:	151, John Metchie III vs. Tennessee in Knoxville, Oct. 24, 2020
	Opponent:	101, James Cook, Georgia in Tuscaloosa, Oct. 17, 2020
200-299 Yards Receiving	Alabama:	203, DeVonta Smith vs. Mississippi State in Tuscaloosa, Oct. 31, 2020
	Opponent:	206, Sammie Coates, Auburn in Tuscaloosa, Nov. 29, 2014
Two 100-Yard Receivers	Alabama:	167, DeVonta Smith; 161, Jaylen Waddle vs. Georgia in Tuscaloosa, Oct. 17, 2020
	Opponent:	181, Kenny Yeboah; 143, Elijah Moore, Ole Miss in Oxford, Oct. 10, 2020
Four or More Field Goals in a Game	Alabama:	5, Adam Griffith vs. Auburn in Auburn, Nov. 28, 2015
	Opponent:	4, Anders Carlson, Auburn in Auburn, Nov. 30, 2019
50-Yard or Longer Field Goal	Alabama:	52, Will Reichard vs. Georgia in Tuscaloosa, Oct. 17, 2020
	Opponent:	50, Jack Podlesny, Georgia in Tuscaloosa, Oct. 17, 2020
Two Interceptions in a Game	Alabama:	Xavier McKinney; Jared Mayden vs. Western Carolina in Tuscaloosa, Nov. 23, 2019
	Opponent:	Daniel Thomas, Auburn in Tuscaloosa, Nov. 26, 2016
Three Interceptions in a Game	Alabama:	Minkah Fitzpatrick vs. Arkansas in Fayetteville, Oct. 8, 2016
	Opponent:	Has not occurred
Three Quarterback Sacks in a Game	Alabama:	Isaiah Buggs vs. Texas A&M in Tuscaloosa, Sept. 22, 2018 (3.5 total sacks)
	Opponent:	Kevin Dodd, Clemson in Glendale, Jan. 11, 2016
Four Quarterback Sacks in a Game	Alabama:	Derrick Thomas vs. Kentucky in Lexington, Oct. 1, 1988
	Opponent:	Has not occurred
Five Quarterback Sacks in a Game	Alabama:	Derrick Thomas vs. Texas A&M in College Station, Dec. 1, 1988
	Opponent:	Has not occurred

THE LAST TIME IT HAPPENED

TEAM		
Shutout (Defensive)	Alabama:	vs. Mississippi State (41-0) in Tuscaloosa, Oct. 31, 2020
	Opponent:	Auburn (9-0) in Tuscaloosa, Nov. 18, 2000
Safety	Alabama:	vs. Missouri in Tuscaloosa, Oct. 13, 2018 (Quinnen Williams sack)
	Opponent:	vs. Texas A&M in College Station, Oct. 7, 2017 (blocked punt out of back of end zone)
Held to No Offensive Touchdowns	Alabama:	vs. LSU in Tuscaloosa, Nov. 5, 2011
	Opponent:	Mississippi State in Tuscaloosa, Oct. 31, 2020
30 First Downs in a Game	Alabama:	30 vs. Tennessee in Knoxville, Oct. 24, 2020
	Opponent:	31 by Ole Miss in Oxford, Oct. 10, 2020
Held Under 10 First Downs	Alabama:	8 vs. LSU in Baton Rouge, Nov. 13, 2004
	Opponent:	6 by Mississippi State in Tuscaloosa, Nov. 10, 2018
450-499 Yards Total Offense	Alabama:	499 vs. Mississippi State in Tuscaloosa, Oct. 31, 2020 (291 passing, 208 rushing)
	Opponent:	450 by Texas A&M in Tuscaloosa, Oct. 3, 2020 (335 passing, 115 rushing)
500-599 Yards Total Offense	Alabama:	587 vs. Tennessee in Knoxville, Oct. 24, 2020 (417 passing, 170 rushing)
	Opponent:	559 by LSU in Tuscaloosa, Nov. 9, 2019 (393 passing, 166 rushing)
600-699 Yards Total Offense	Alabama:	603 vs. New Mexico State in Tuscaloosa, Sept. 7, 2019 (285 passing, 318 rushing)
	Opponent:	647 by Ole Miss in Oxford, Oct. 10, 2020 (379 passing, 268 rushing)
700+ Yards Total Offense	Alabama:	723 vs. Ole Miss in Oxford, Oct. 10, 2020 (417 passing, 306 rushing)
	Opponent:	Has not occurred
800+ Yards Total Offense	Alabama:	833 vs. Virginia Tech in Tuscaloosa, Oct. 27, 1973 (748 rushing, 85 passing)
	Opponent:	Has not occurred
Held Under 200 Yards Total Offense in a Game	Alabama:	172 vs. Tulane in Tuscaloosa, Sept. 13, 2008 (73 passing, 99 rushing)
	Opponent:	179 by Western Carolina in Tuscaloosa, Nov. 23, 2019 (112 passing, 67 rushing)
300+ Yards Rushing in a Game	Alabama:	306 vs. Ole Miss in Oxford, Oct. 10, 2020
	Opponent:	302 by Georgia Southern in Tuscaloosa, Nov. 19, 2011
400+ Yards Rushing in a Game	Alabama:	409 vs. Tennessee in Knoxville, Oct. 15, 2016
	Opponent:	485 by USC in Birmingham, Sept. 12, 1970
450+ Yards Rushing in a Game	Alabama:	496 vs. Vanderbilt in Nashville, Sept. 23, 2017
	Opponent:	485 by USC in Birmingham, Sept. 12, 1970
500+ Yards Rushing in a Game	Alabama:	514 vs. Mississippi State in Starkville, Nov. 1, 1986
	Opponent:	Has not occurred
600+ Yards Rushing in a Game	Alabama:	748 vs. Virginia Tech in Tuscaloosa, Oct. 27, 1973
	Opponent:	Has not occurred
700+ Yard Rushing in a Game	Alabama:	748 vs. Virginia Tech in Tuscaloosa, Oct. 27, 1973
	Opponent:	Has not occurred
Held Under 100 Yards Rushing in a Game	Alabama:	76 vs. South Carolina in Columbia, Sept. 14, 2019
	Opponent:	37 by Mississippi State in Tuscaloosa, Oct. 31, 2020
Negative Yards Rushing in a Game	Alabama:	Has not occurred
	Opponent:	-8 by Western Carolina in Tuscaloosa, Nov. 22, 2014
300-399 Yards Passing	Alabama:	303 vs. Missouri in Columbia, Sept. 26, 2020
	Opponent:	379 by Ole Miss in Oxford, Oct. 10, 2020
400-499 Yards Passing	Alabama:	417 vs. Tennessee in Knoxville, Oct. 24, 2020
	Opponent:	420 by Clemson in Tampa, Jan. 9, 2017

THE LAST TIME IT HAPPENED

500 Yards Passing	Alabama:	Has not occurred
	Opponent:	528 by LSU in Tuscaloosa, Nov. 3, 2001
Held Under 100 Yards Passing	Alabama:	57 vs. Washington in Atlanta, Dec. 31, 2016
	Opponent:	82 by Mississippi State in Starkville, Nov. 16, 2019
200 Yards in Punt Returns	Alabama:	204 vs. LSU in Baton Rouge, Nov. 10, 1947
	Opponent:	Has not occurred
200 Yards in Kickoff Returns	Alabama:	250 vs. Boston College in Birmingham, Sept. 8, 1984
	Opponent:	243 (8) by Virginia Tech in Atlanta, Sept. 5, 2009
Scored 50-59 Points in a Game	Alabama:	52 vs. Texas A&M in Tuscaloosa, Oct. 3, 2020
	Opponent:	51 by Tennessee in Tuscaloosa, Oct. 26, 2003
Scored 60-69 Points in a Game	Alabama:	63 vs. Ole Miss in Oxford, Oct. 10, 2020
	Opponent:	Has not occurred
Scored 70-79 Points in a Game	Alabama:	77 vs. Virginia Tech in Tuscaloosa, Oct. 27, 1973
	Opponent:	78 by Vanderbilt in Nashville, Oct. 20, 1906
Scored 80-89 Points in a Game	Alabama:	89 vs. Delta State in Tuscaloosa, Sept. 21, 1950
	Opponent:	Has not occurred
Scored 90 or More Points in a Game	Alabama:	110 vs. Marion Institute in Tuscaloosa, Sept. 30, 1922
	Opponent:	Has not occurred
Four Interceptions Thrown in a Game	Alabama:	vs. Kent State in Tuscaloosa, Sept. 3, 2011 (AJ McCarron, 2; Phillip Sims, 2)
	Opponent:	by Western Carolina in Tuscaloosa, Nov. 23, 2019 (Tyrie Adams 4)
Five Interceptions Thrown in a Game	Alabama:	vs. Penn State in Tuscaloosa, Oct. 29, 1990 (Gary Hollingsworth, 4; Danny Woodson, 1)
	Opponent:	by Ole Miss in Tuscaloosa, Sept. 17, 1983 (Kent Austin, 5)
Five or More Quarterback Sacks in a Game	Alabama:	5 vs. LSU in Tuscaloosa, Nov. 9, 2019
	Opponent:	5 by Mississippi State in Starkville, Nov. 11, 2017
Five or More Fumbles	Alabama:	7 vs. South Carolina in Columbia, Sept. 29, 2001 (lost two)
	Opponent:	8 by Arkansas in Fayetteville, Sept. 15, 2012 (lost three)
40 Minutes Time of Possession	Alabama:	42:55 vs. Vanderbilt in Nashville, Sept. 23, 2017
	Opponent:	N/A
Five Turnovers	Alabama:	vs. Ole Miss in Tuscaloosa, Sept. 19, 2015 (3 INT, 2 FUM)
	Opponent:	by Western Carolina in Tuscaloosa, Nov. 23, 2019 (4 INT, 1 FUM)
Six Turnovers	Alabama:	vs. Arkansas in Tuscaloosa, Sept. 25, 1999
	Opponent:	by Tennessee in Knoxville, Oct. 26, 2002
Penalized for 100 Yards	Alabama:	111 vs. Louisville in Orlando, Sept. 1, 2018
	Opponent:	106 by Mississippi in Tuscaloosa, Oct. 17, 2010
Penalized for Less Than 20 Yards	Alabama:	15 yards vs. Southern Miss in Tuscaloosa, Sept. 21, 2019
	Opponent:	0 by Arkansas in Tuscaloosa, Oct. 26, 2019
15 or More Penalties	Alabama:	16 vs. Middle Tennessee in Tuscaloosa, Aug. 31, 2002
	Opponent:	15 by Mississippi State in Starkville, Nov. 11, 2000
Recovered Onside Kick	Alabama:	vs. Clemson in Glendale, Jan. 11, 2016 (Adam Griffith kick/Marlon Humphrey recovery)
	Opponent:	by Clemson in Tampa, Jan. 9, 2017

CRIMSON TIDE SPORTS NETWORK

The multimedia rights holder for The University of Alabama is Crimson Tide Sports Marketing. CTSM is a joint venture of Learfield Communications of Jefferson City, Mo., and IMG College, based in Winston Salem, N.C. Jim Carabin serves as the network's general manager. CTSM may be reached by calling (205) 348-9600.

Alabama Football on Radio and TV

Live Radio: Crimson Tide Sports Network
CTS on Sirius/XM: 81/81

Live TV: SEC Network
Tom Hart, Jordan Rodgers, Cole Cubelic

CTSN Media Services

Saturday, Nov. 21	12 p.m. (CT)	APS Crimson Tide Pregame Show Join Roger Hoover from the CTSN Studios in Tuscaloosa with Eli Gold live in the press box from Bryant-Denny
	1 p.m.	Conecuh Sausage Crimson Tide Tailgate Show Roger Hoover, Rashad Johnson, Chris Stewart and John Parker Wilson preview today's game
	2 p.m.	Nick Saban Interview Eli Gold chats with Alabama head coach Nick Saban about today's game
	2:10 p.m.	Sun South/John Deere Countdown to Kickoff Join Eli Gold, John Parker Wilson, Rashad Johnson and Chris Stewart live from Bryant-Denny Stadium
	3 p.m.	Kickoff Eli Gold with the play-by-play, John Parker Wilson with color commentary and Rashad Johnson from the sidelines; Chris Stewart is your host for the broadcast
	6 p.m.	Regions Bank 5th Quarter Show Eli Gold, John Parker Wilson and Rashad Johnson with game stats and analysis along with the Nick Saban press conference and player interviews
	7 p.m.	Everwood Crimson Tide Postgame Party Roger Hoover from the CTSN Studios in Tuscaloosa with more postgame reports and analysis

CTSN RADIO AFFILIATES

Anniston	WHMA-95.5
Arab	WAFN-92.7
Ashland	WCKF-100.7
Birmingham	WAGG-100.1, WBHJ-95.7-2
Birmingham	WBHJ-2-89.9, WBPT-106.9
Birmingham	WENN-1320, WENN-100.1
Brewton	WKNU-106.3
Centre	WEIS-990, WEIS-100.5
Chattanooga, Tenn.	WUUQ-97.3, WUUQ-99.3
Columbia, Tenn.	WKOM-101.7
Columbus	WVOL-95.7
Cookeville, Tenn.	WUCT-1600, WUCT-94.1
Corinth, Miss.	WADI-95.3
Cowan	WZYX-1440, WZYX-94.5, WZYX-95.3
Cullman	WFMH-1340
Decatur	WWTM-1400, WWTM-97.3
Dothan	WFXX-107.7, WBBK-93.1
Fayette	WLDX-990, WLDX-97.1
Florence	WYTK-93.9
Ft. Payne	WFFA-1400
Ft. Walton Beach, Fla.	WZLB-103.1
Gadsden	WAAX-570, WGMZ-93.1
Georgiana/Greenville	WFXX-107.7
Haleyville	WWWH-92.7
Hartsville, Tenn.	WTNK-1090, WTNK-93.5
Hattiesburg, Miss.	WFOR-1400, WFOR-92.7
Hiland, Fla.	WBPC-106.3
Huntsville	WZZN-97.7
Jackson, Ala.	WHOD-94.5
Jackson, Miss.	WJQS-1400, WJQS-106.3
Jasper	WJLX-1240, WJLX-101.5
Linden/Demopolis	WINL-98.5
Lynchburg, Tenn.	WHMT-740, WHMT-105.1
Meridian	WALT-910, WALT-102.1
Mobile	WNXP-105.5, WZEW-92.1
Mobile	WZEW-96.5, WZEW-101.1
Monroeville	WMFC-99.3, WLWI-1440
Montgomery	WXFX-95.1, WXFX-3-95.1-3
Murfreesboro, Tenn.	WPRT-97.5
Opelika/Auburn	WMXA-96.7
Opp	WAMI-102.3
Panama City Beach, Fla.	WBPC-95.1
Pensacola, Fla.	WPNN-790, WPNN-103.7
Port St. Joe / Apalachicola, Fla.	WTKP-93.5
Richmond, Va.	WURV-106.1
Richmond, Va.	WURV-103.7
Rome, Ga.	WLAQ-1410
Russellville	WGOL-920, WGOL-100.7
Saraland	WZEW-92.5
Scottsboro	WKEA-98.3, WKEA-105.7
Selma	WDXX-100.1
Shelbyville, Tenn.	WHMT-95.9
Spartanburg, S.C.	WASC-1530
Sylacauga	WFEB-1340, WFEB-100.9
Tallassee	WTLS-1300, WTLS-106.5
Tupelo, Miss.	WZLQ-98.5
Tuscaloosa	WFFN-95.3, WTID-102.9
Vernon	WJEC-106.5
West Point	WCJM-100.9
Winfield	WKXM-1300, WKXM-97.7

2020 ALABAMA ROSTER

NUMERICAL ROSTER			No.	Name	Pos.	Class	Ht.	Wt.	Exp.	Hometown/Last School
1	Ben Davis	LB	82	Chase Allen	PK	Fr.	6-2	188	HS	Colleyville, Texas/Colleyville Heritage
2	Keilan Robinson	RB	4	Christopher Allen	LB	R-Jr.	6-4	252	2L	Baton Rouge, La./Southern Lab School
2	Patrick Surtain II	DB	31	Will Anderson Jr.	LB	Fr.	6-4	235	HS	Hampton, Ga./Dutchtown
3	Xavier Williams	WR	5	Jalyn Armour-Davis	DB	R-So.	6-1	192	1L	Mobile, Ala./St. Paul's
3	Daniel Wright	DB	5	Javon Baker	WR	Fr.	6-2	195	HS	Powder Springs, Ga./McEachern
4	Christopher Allen	LB	26	Marcus Banks	DB	So.	6-0	180	1L	Houston, Texas/Dekaney
4	Brian Robinson Jr.	RB	7	Braxton Barker	QB	R-So.	6-1	202	SQ	Birmingham, Ala./Spain Park
5	Jalyn Armour-Davis	DB	58	Christian Barmore	DL	R-So.	6-5	310	1L	Philadelphia, Pa./Neumann Goretti
5	Javon Baker	WR	53	Matthew Barnhill	LB	So.	6-1	209	SQ	Woodway, Texas/Midway
6	DeVonta Smith	WR	9	Jordan Battle	DB	So.	6-1	210	1L	Fort Lauderdale, Fla./St. Thomas Aquinas
7	Braxton Barker	QB	25	Jonathan Bennett	WR	Fr.	5-8	178	HS	Birmingham, Ala./Oak Mountain
7	Brandon Turnage	DB	19	Jahleel Billingsley	TE	So.	6-4	230	1L	Chicago, Ill./Phillips Academy
8	Christian Harris	LB	46	Melvin Billingsley	TE	Jr.	6-3	230	SQ	Opelika, Ala./Opelika
8	John Metchie III	WR	35	Cooper Bishop	RB	R-Fr.	6-0	195	SQ	Vestavia Hills, Ala./Vestavia Hills
9	Jordan Battle	DB	18	Slade Bolden	WR	R-So.	5-11	191	1L	West Monroe, La./West Monroe
9	Bryce Young	QB	36	Bret Bolin	WR	R-Jr.	6-0	176	SQ	Lemont, Ill./Lemont/Indiana
10	Mac Jones	QB	96	Landon Bothwell	DL	R-So.	5-11	220	SQ	Oneonta, Ala./Oneonta/Culver-Stockton
10	Ale Kaho	LB	51	Tanner Bowles	OL	R-Fr.	6-5	293	RS	Glasgow, Ky./Glasgow
11	Traeshon Holden	WR	14	Brian Branch	DB	Fr.	6-0	190	HS	Tyrone, Ga./Sandy Creek
11	Kristian Story	DB	41	Chris Braswell	LB	Fr.	6-3	220	HS	Baltimore, Md./St. Frances Academy
12	Logan Burnett	QB	33	Jackson Bratton	LB	Fr.	6-3	225	HS	Muscle Shoals, Ala./Muscle Shoals
12	Skyler DeLong	P	65	Deonte Brown	OL	R-Sr.	6-4	350	3L	Decatur, Ala./Austin
13	Malachi Moore	DB	75	Tommy Brown	OL	R-So.	6-7	320	1L	Santa Ana, Calif./Mater Dei
14	Brian Branch	DB	97	Joseph Bulovas	PK	R-Jr.	6-0	215	2L	Mandeville, La./Mandeville
14	Thaiu Jones-Bell	WR	12	Logan Burnett	QB	Sr.	6-2	200	TR	Pelham, Ala./Bessemer Academy/TCU/Mississippi State
15	Eddie Smith	DB	98	Jamil Burroughs	DL	Fr.	6-3	326	HS	Powder Springs, Ga./McEachern
15	Paul Tyson	QB	66	Brandon Cade	OL	Fr.	6-2	264	HS	Birmingham, Ala./Minor
16	Jayden George	QB	57	Javion Cohen	OL	Fr.	6-4	325	HS	Phenix City, Ala./Central
16	Will Reichard	PK	71	Darrian Dalcourt	OL	So.	6-3	300	1L	Havre de Grace, Md./St. Frances Academy
17	Jaylen Waddle	WR	94	DJ Dale	DL	So.	6-3	307	1L	Birmingham, Ala./Clay-Chalkville
18	Slade Bolden	WR	1	Ben Davis	LB	R-Sr.	6-4	250	1L	Gordo, Ala./Gordo
18	LaBryan Ray	DL	12	Skyler DeLong	P	Jr.	6-4	188	2L	Fort Mill, S.C./Nation Ford
19	Jahleel Billingsley	TE	69	Landon Dickerson	OL	R-Sr.	6-6	325	1L	Hickory, N.C./South Caldwell/Florida State
19	Stone Hollenbach	QB	57	Joe Donald	LB	R-Sr.	6-3	216	SQ	Mountain Brook, Ala./Mountain Brook
20	Drew Sanders	LB	25	DJ Douglas	DB	R-Fr.	6-0	202	SQ	Montgomery, Ala./Thompson
21	Jase McClellan	RB	92	Justin Eboigbe	DL	So.	6-5	285	1L	Forest Park, Ga./Forest Park
21	Jahquez Robinson	DB	38	Jalen Edwards	DB	R-Fr.	6-0	177	SQ	Columbus, Miss./Eufala
22	Najee Harris	RB	27	Kyle Edwards	RB	Fr.	6-0	209	HS	Destrehan, La./Destrehan
22	Ronald Williams Jr.	DB	55	Emil Ekiyor Jr.	OL	R-So.	6-3	324	1L	Indianapolis, Ind./Cathedral
23	Jarez Parks	LB	51	Robert Ellis	LB	Fr.	6-0	220	HS	Enterprise, Ala./Enterprise
23	Roydell Williams	RB	45	Thomas Fletcher	SN	Sr.	6-2	231	3L	Georgetown, Texas/IMG Academy
24	Clark Griffin	LB	54	Kyle Flood	LB	Fr.	6-0	209	HS	Middlesex, N.J./St. Joseph
24	Trey Sanders	RB	87	Miller Forristall	TE	R-Sr.	6-5	244	3L	Cartersville, Ga./Cartersville
25	Jonathan Bennett	WR	74	Damieon George Jr.	OL	Fr.	6-6	345	HS	Houston, Texas/North Shore
25	DJ Douglas	DB	16	Jayden George	QB	R-Fr.	6-3	192	SQ	Indianapolis, Ind./Warren Central
25	Jacobi McBride	DB	24	Clark Griffin	LB	Fr.	5-9	195	HS	Mountain Brook, Ala./Mountain Brook
26	Marcus Banks	DB	59	Jake Hall	SN	R-So.	6-3	238	SQ	Saraland, Ala./Saraland
27	Joshua Robinson	DB	67	Donovan Hardin	OL	Fr.	6-3	285	HS	Dublin, Ohio/Dublin Scioto
28	Josh Jobe	DB	8	Christian Harris	LB	So.	6-2	232	1L	Baton Rouge, La./University Lab
29	DeMarcco Hellams	DB	44	Kevin Harris II	LB	R-Fr.	6-4	228	RS	Loganville, Ga./Grayson
30	King Mwikuta	LB	22	Najee Harris	RB	Sr.	6-2	230	3L	Antioch, Calif./Antioch
31	Will Anderson Jr.	LB	29	DeMarcco Hellams	DB	So.	6-1	208	1L	Washington D.C./DeMatha Catholic
31	Shatarius Williams	WR	11	Traeshon Holden	WR	Fr.	6-3	208	HS	Kissimmee, Fla./Narbonne
32	Dylan Moses	LB	19	Stone Hollenbach	QB	R-Fr.	6-3	208	SQ	Catawissa, Pa./Southern Columbia
32	C.J. Williams	WR	83	Richard Hunt	TE	R-Fr.	6-7	235	SQ	Memphis, Tenn./Briarcrest Christian
33	Jackson Bratton	LB	97	LT Ikner	DL	Jr.	6-4	261	TR	Daphne, Ala./Daphne/Hutchinson C.C.
34	Quandarrius Robinson	LB	52	Braylen Ingraham	DL	R-Fr.	6-4	289	RS	Fort Lauderdale, Fla./St. Thomas Aquinas
35	Cooper Bishop	RB	28	Josh Jobe	DB	Jr.	6-1	192	2L	Miami, Fla./Cheshire Academy (Conn.)
35	Shane Lee	LB	98	Sam Johnson	P	Fr.	6-3	230	HS	Birmingham, Ala./Oak Mountain
36	Bret Bolin	WR	10	Mac Jones	QB	R-Jr.	6-3	214	2L	Jacksonville, Fla./The Bolles School
37	Demouy Kennedy	LB	14	Thaiu Jones-Bell	WR	Fr.	6-0	190	HS	Hallandale, Fla./Miami Carol City
37	Sam Willoughby	DB	10	Ale Kaho	LB	Jr.	6-1	235	2L	Reno, Nev./Reno
38	Jalen Edwards	DB	37	Demouy Kennedy	LB	Fr.	6-3	215	HS	Theodore, Ala./Theodore
39	Carson Ware	DB	78	Amari Kight	OL	R-Fr.	6-7	318	RS	Alabaster, Ala./Thompson
40	Joshua McMillon	LB	85	Drew Kobayashi	WR	R-Sr.	6-2	200	SQ	Honolulu, Hawai'i/St. Louis/Cal/Riverside C.C./Wash. State
41	Chris Braswell	LB	89	Grant Krieger	WR	So.	6-2	192	SQ	Pittsburgh, Pa./Pine-Richland
42	Jaylen Moody	LB								

2020 ALABAMA ROSTER

NUMERICAL ROSTER			No.	Name	Pos.	Class	Ht.	Wt.	Exp.	Hometown/Last School
42	Sam Reed	WR	84	Joshua Lanier	WR	R-Sr.	5-11	160	SQ	Tuscaloosa, Ala./Tuscaloosa Academy/North Alabama
43	A.J. Gates	WR	93	Jah-Marien Latham	DL	Fr.	6-3	285	HS	Reform, Ala./Pickens County
43	Jordan Smith	LB	81	Cameron Latu	TE	R-So.	6-5	250	1L	Salt Lake City, Utah/Olympus
44	Kevin Harris II	LB	70	Alex Leatherwood	OL	Sr.	6-6	312	3L	Pensacola, Fla./Booker T. Washington
45	Thomas Fletcher	SN	35	Shane Lee	LB	So.	6-0	240	1L	Burtonsville, Md./St. Frances Academy
46	Melvin Billingsley	TE	49	Julian Lowenstein	LB	R-Fr.	6-0	201	SQ	Sarasota, Fla./Riverview
46	Christian Swann	DB	89	Kyle Mann	DL	Fr.	6-0	270	HS	Powder Springs, Ga./McEachern
47	Byron Young	DL	95	Jack Martin	P	So.	6-0	206	SQ	Mobile, Ala./McGill-Toolen
48	Phidarian Mathis	DL	48	Phidarian Mathis	DL	R-Jr.	6-4	312	2L	Wisner, La./Neville
49	Julian Lowenstein	LB	25	Jacobi McBride	DB	Fr.	6-1	143	HS	Madison, Ala./Madison Academy
50	Gabe Pugh	SN	21	Jase McClellan	RB	Fr.	5-11	212	HS	Aledo, Texas/Aledo
50	Tim Smith	DL	56	Seth McLaughlin	OL	Fr.	6-4	280	HS	Buford, Ga./Buford
51	Tanner Bowles	OL	40	Joshua McMillon	LB	Gr.	6-3	240	2L	Memphis, Tenn./Whitehaven
51	Robert Ellis	LB	8	John Metchie III	WR	So.	6-0	195	1L	Bramton, Canada/St. James School (Md.)
52	Braylen Ingraham	DL	42	Jaylen Moody	LB	Jr.	6-2	225	2L	Conway, S.C./Conway
53	Matthew Barnhill	LB	13	Malachi Moore	DB	Fr.	6-0	182	HS	Trussville, Ala./Hewitt-Trussville
54	Kyle Flood	LB	32	Dylan Moses	LB	Sr.	6-3	240	2L	Alexandria, La./IMG Academy
55	Emil Ekiyor Jr.	OL	30	King Mwikuta	LB	So.	6-5	238	1L	West Point, Ga./Troup County
56	Seth McLaughlin	OL	73	Evan Neal	OL	So.	6-7	360	1L	Okeechobee, Fla./IMG Academy
56	Charlie Skehan	LB	79	Chris Owens	OL	R-Sr.	6-3	315	3L	Arlington, Texas/Lamar
57	Javion Cohen	OL	80	Michael Parker	TE	R-So.	6-6	232	SQ	Huntsville, Ala./Westminster Christian
57	Joe Donald	LB	23	Jarez Parks	LB	R-So.	6-4	240	1L	Fellsmere, Fla./Sebastian River
58	Christian Barmore	DL	99	Ty Perine	P/PK	So.	6-1	218	1L	Prattville, Ala./Prattville
59	Jake Hall	SN	50	Gabe Pugh	SN	R-Fr.	6-5	273	RS	Tuscaloosa, Ala./Northridge
59	Bennett Whisenhunt	LB	72	Pierce Quick	OL	R-Fr.	6-5	280	RS	Trussville, Ala./Hewitt-Trussville
62	Jackson Roby	OL	85/60	Kendall Randolph	TE/OL	R-Jr.	6-4	298	1L	Madison, Ala./Bob Jones
63	Rowdy Garza	OL	18	LaBryan Ray	DL	R-Jr.	6-5	295	2L	Madison, Ala./James Clemens
65	Deonte Brown	OL	42	Sam Reed	WR	So.	6-1	165	SQ	Mountain Brook, Ala./Mountain Brook
66	Brandon Cade	OL	91	Gavin Reeder	DL	R-Fr.	6-0	291	SQ	Charlotte, N.C./Providence
67	Donovan Hardin	OL	16	Will Reichard	PK	So.	6-1	190	1L	Hoover, Ala./Hoover
68	Alajjuwan Sparks Jr.	OL	4	Brian Robinson Jr.	RB	Sr.	6-1	228	3L	Tuscaloosa, Ala./Hillcrest
69	Landon Dickerson	OL	21	Jahquez Robinson	DB	Fr.	6-2	190	HS	Jacksonville, Fla./Sandalwood
70	Alex Leatherwood	OL	27	Joshua Robinson	DB	R-Jr.	5-9	180	SQ	Hoover, Ala./Hoover
71	Darrian Dalcourt	OL	2	Keilan Robinson	RB	So.	5-9	190	1L	Washington, D.C./St. John's
72	Pierce Quick	OL	34	Quandarrius Robinson	LB	Fr.	6-5	220	HS	Birmingham, Ala./Jackson-Olin
73	Evan Neal	OL	62	Jackson Roby	OL	Jr.	6-5	285	SQ	Huntsville, Ala./Huntsville
74	Damion George Jr.	OL	20	Drew Sanders	LB	Fr.	6-5	230	HS	Denton, Texas/Ryan
75	Tommy Brown	OL	24	Trey Sanders	RB	R-Fr.	6-0	214	RS	Port Saint Joe, Fla./IMG Academy
78	Amari Knight	OL	85	Charlie Scott	P	Sr.	6-1	190	TR	Greenwood Village, Colo./Cherry Creek/Air Force
79	Chris Owens	OL	56	Charlie Skehan	LB	Fr.	6-2	232	HS	Columbia, S.C./Cardinal Newman
80	Michael Parker	TE	93	Tripp Slyman	PK/P	R-So.	6-1	180	SQ	Huntsville, Ala./Randolph
81	Cameron Latu	TE	6	DeVonta Smith	WR	Sr.	6-1	175	3L	Amite, La./Amite
82	Chase Allen	PK	15	Eddie Smith	DB	R-So.	6-0	196	1L	Slidell, La./Salmen
83	Richard Hunt	TE	43	Jordan Smith	LB	Fr.	5-10	210	HS	Chelsea, Ala./Chelsea
84	Joshua Lanier	WR	50	Tim Smith	DL	Fr.	6-4	320	HS	Sebastian, Fla./Sebastian River
85	Drew Kobayashi	WR	68	Alajjuwan Sparks Jr.	OL	Fr.	6-4	345	HS	Hoover, Ala./Hoover
85/60	Kendall Randolph	TE/OL	11	Kristian Story	DB	Fr.	6-1	215	HS	Lanett, Ala./Lanett
85	Charlie Scott	P	2	Patrick Surtain II	DB	Jr.	6-2	202	2L	Plantation, Fla./American Heritage
86	Carl Tucker	TE	46	Christian Swann	DB	Sr.	5-9	179	SQ	Mableton, Ga./Pebblebrook
87	Miller Forristall	TE	88	Major Tennon	TE	R-Jr.	6-5	252	2L	Flint, Texas/Bullard
88	Major Tennon	TE	86	Carl Tucker	TE	Sr.	6-2	248	TR	Concord, N.C./Hough/North Carolina
89	Grant Krieger	WR	7	Brandon Turnage	DB	R-Fr.	6-1	186	RS	Oxford, Miss./Lafayette
89	Kyle Mann	DL	15	Paul Tyson	QB	R-Fr.	6-5	228	RS	Trussville, Ala./Hewitt-Trussville
90	Stephon Wynn Jr.	DL	17	Jaylen Waddle	WR	Jr.	5-10	182	2L	Houston, Texas/Episcopal
91	Gavin Reeder	DL	39	Carson Ware	DB	R-Fr.	6-1	190	SQ	Muscle Shoals, Ala./Muscle Shoals
92	Justin Eboigbe	DL	59	Bennett Whisenhunt	LB	Fr.	6-1	222	HS	Vestavia Hills, Ala./Vestavia Hills
93	Jah-Marien Latham	DL	32	C.J. Williams	WR	Fr.	5-10	159	HS	Gallion, Ala./Demopolis
93	Tripp Slyman	PK/P	22	Ronald Williams Jr.	DB	Jr.	6-2	190	TR	Ferriday, La./Ferriday/Hutchinson C.C.
94	DJ Dale	DL	23	Roydell Williams	RB	Fr.	5-10	210	HS	Hueytown, Ala./Hueytown
95	Jack Martin	P	31	Shatarius Williams	WR	Fr.	6-3	187	HS	Demopolis, Ala./Demopolis
96	Landon Bothwell	DL	3	Xavier Williams	WR	R-So.	6-1	190	1L	Hollywood, Fla./Chaminade-Madonna Prep
97	Joseph Bulovas	PK	37	Sam Willoughby	DB	Fr.	5-10	165	HS	Vestavia Hills, Ala./Vestavia Hills
97	LT Ikner	DL	3	Daniel Wright	DB	R-Jr.	6-1	195	2L	Fort Lauderdale, Fla./Boyd Anderson
98	Jamil Burroughs	DL	90	Stephon Wynn Jr.	DL	R-So.	6-4	310	1L	Anderson, S.C./IMG Academy
98	Sam Johnson	P	9	Byce Young	QB	Fr.	6-0	194	HS	Pasadena, Calif./Mater Dei
99	Ty Perine	P/PK	47	Byron Young	DL	So.	6-3	292	1L	Laurel, Miss./West Jones

ALABAMA CRIMSON TIDE DEPTH CHART

DEFENSE

DE	18	LaBryan Ray	6-5	295	R-Jr.	Madison, Ala.	
	47	Byron Young	6-3	292	So.	Laurel, Miss.	
	90	Stephon Wynn Jr.	6-4	310	R-So.	Anderson, S.C.	
NG	94	DJ Dale	6-3	307	So.	Birmingham, Ala.	
	50	Tim Smith	6-4	320	Fr.	Sebastian, Fla.	
DE	92	Justin Eboigbe	6-5	285	So.	Forest Park, Ga.	OR
	58	Christian Barmore	6-5	310	R-So.	Philadelphia, Pa.	OR
	48	Phidarian Mathis	6-4	312	R-Jr.	Wisner, La.	
SAM	4	Christopher Allen	6-4	252	R-Jr.	Baton Rouge, La.	OR
	1	Ben Davis	6-4	250	R-Sr.	Gordo, Ala.	
	30	King Mwikuta	6-5	238	So.	West Point, Ga.	
MIKE	32	Dylan Moses	6-3	240	Sr.	Alexandria, La.	
	42	Jaylen Moody	6-2	225	Jr.	Conway, S.C.	OR
	35	Shane Lee	6-0	240	So.	Burtonsville, Md.	
WILL	8	Christian Harris	6-2	232	So.	Baton Rouge, La.	
	40	Joshua McMillon	6-3	240	Gr.	Memphis, Tenn.	OR
	10	Ale Kaho	6-1	235	Jr.	Reno, Nev.	OR
	37	Demouy Kennedy	6-3	215	Fr.	Theodore, Ala.	
JACK	31	Will Anderson Jr.	6-4	235	Fr.	Hampton, Ga.	
	20	Drew Sanders	6-5	230	Fr.	Denton, Texas	
CB	2	Patrick Surtain II	6-2	202	Jr.	Plantation, Fla.	
	5	Jalyn Armour-Davis	6-1	192	R-So.	Mobile, Ala.	
CB	28	Josh Jobe	6-1	192	Jr.	Miami, Fla.	
	26	Marcus Banks	6-0	180	So.	Houston, Texas	OR
	7	Brandon Turnage	6-1	186	R-Fr.	Oxford, Miss.	
FS	3	Daniel Wright	6-1	195	R-Jr.	Fort Lauderdale, Fla.	
	29	DeMarcco Hellams	6-1	208	So.	Washington, D.C.	
SS	9	Jordan Battle	6-1	210	So.	Fort Lauderdale, Fla.	
	15	Eddie Smith	6-0	196	R-So.	Slidell, La.	
STAR	13	Malachi Moore	6-0	182	Fr.	Trussville, Ala.	OR
	14	Brian Branch	6-0	190	Fr.	Tyrone, Ga.	

OFFENSE

LT	70	Alex Leatherwood	6-6	312	Sr.	Pensacola, Fla.	
	79	Chris Owens	6-3	315	R-Sr.	Arlington, Texas	
LG	65	Deonte Brown	6-4	350	R-Sr.	Decatur, Ala.	
	75	Tommy Brown	6-7	320	R-So.	Santa Ana, Calif.	
C	69	Landon Dickerson	6-6	325	R-Sr.	Hickory, N.C.	OR
	79	Chris Owens	6-3	315	R-Sr.	Arlington, Texas	
	71	Darrian Dalcourt	6-3	300	So.	Havre de Grace, Md.	
RG	55	Emil Ekiyor Jr.	6-3	324	R-So.	Indianapolis, Ind.	
	72	Pierce Quick	6-5	280	R-Fr.	Trussville, Ala.	OR
	78	Amari Kight	6-7	318	R-Fr.	Alabaster, Ala.	
RT	73	Evan Neal	6-7	360	So.	Okeechobee, Fla.	
	85/60	Kendall Randolph	6-4	298	R-Jr.	Madison, Ala.	OR
	57	Javion Cohen	6-4	325	Fr.	Phenix City, Ala.	
TE	87	Miller Forristall	6-5	244	R-Sr.	Cartersville, Ga.	
	85/60	Kendall Randolph	6-4	298	R-Jr.	Madison, Ala.	OR
	88	Major Tennison	6-5	252	R-Jr.	Flint, Texas	OR
	86	Carl Tucker	6-2	248	Sr.	Concord, N.C.	OR
	19	Jahleel Billingsley	6-4	230	So.	Chicago, Ill.	OR
	81	Cameron Latu	6-5	250	R-So.	Salt Lake City, Utah	
QB	10	Mac Jones	6-3	214	R-Jr.	Jacksonville, Fla.	
	9	Bryce Young	6-0	194	Fr.	Pasadena, Calif.	OR
	15	Paul Tyson	6-5	228	R-Fr.	Trussville, Ala.	
RB	22	Najee Harris	6-2	230	Sr.	Antioch, Calif.	
	4	Brian Robinson Jr.	6-1	228	Sr.	Tuscaloosa, Ala.	
	21	Jase McClellan	5-11	212	Fr.	Aledo, Texas	OR
	23	Roydell Williams	5-10	210	Fr.	Hueytown, Ala.	
WR (Z)	8	John Metchie III	6-0	195	So.	Brampton, Canada	
	3	Xavier Williams	6-1	190	R-So.	Hollywood, Fla.	OR
WR (X)	6	DeVonta Smith	6-1	175	Sr.	Amite, La.	
	5	Javon Baker	6-2	195	Fr.	Powder Springs, Ga.	OR
	11	Traeshon Holden	6-3	208	Fr.	Kissimmee, Fla.	
WR (H)	18	Slade Bolden	5-11	191	R-So.	West Monroe, La.	
	14	Thaiu Jones-Bell	6-0	190	Fr.	Hallandale, Fla.	

SPECIAL TEAMS

PK/KO	16	Will Reichard	6-1	190	So.	Hoover, Ala.	
	97	Joseph Bulovas	6-0	215	R-Jr.	Mandeville, La.	OR
	82	Chase Allen	6-2	188	Fr.	Colleyville, Texas	
HOLD	10	Mac Jones	6-3	214	R-Jr.	Jacksonville, Fla.	OR
	18	Slade Bolden	5-11	191	R-So.	West Monroe, La.	
P	85	Charlie Scott	6-1	195	Sr.	Greenwood Village, Colo.	OR
	98	Sam Johnson	6-3	215	Fr.	Birmingham, Ala.	OR
	99	Ty Perine	6-1	218	So.	Prattville, Ala.	
SN	45	Thomas Fletcher	6-2	231	Sr.	Georgetown, Texas	
PR	18	Slade Bolden	5-11	191	R-So.	West Monroe, La.	
	8	John Metchie III	6-0	195	So.	Brampton, Canada	
	2	Patrick Surtain II	6-2	202	Jr.	Plantation, Fla.	
KOR	4	Brian Robinson Jr.	6-1	228	Sr.	Tuscaloosa, Ala.	AND
	18	Slade Bolden	5-11	191	R-So.	West Monroe, La.	
	19	Jahleel Billingsley	6-4	230	So.	Chicago, Ill.	AND
	22	Najee Harris	6-2	230	Sr.	Antioch, Calif.	

SCHEDULE/RESULTS/RECORD BREAKDOWN

Date	Opponent	Score	Overall	Conference	Time	Attend
* Sep 26, 2020	at Missouri	W 38-19	1-0	1-0	3:15	11738
* Oct 03, 2020	#13 TEXAS A&M	W 52-24	2-0	2-0	3:18	19424
* Oct 10, 2020	at Ole Miss	W 63-48	3-0	3-0	3:47	14419
* Oct 17, 2020	#3 GEORGIA	W 41-24	4-0	4-0	3:22	19424
* Oct 24, 2020	at Tennessee	W 48-17	5-0	5-0	3:14	23394
* Oct 31, 2020	MISSISSIPPI STATE	W 41-0	6-0	6-0	3:31	19424

TEAM STATISTICS

Team Statistics	UA	OPP
SCORING	283	132
Points Per Game	47.2	22.0
Points Off Turnovers	59	21
FIRST DOWNS	170	124
Rushing	57	45
Passing	101	68
Penalty	12	11
RUSHING YARDAGE	1051	773
Yards gained rushing	1161	921
Yards lost rushing	110	148
Rushing Attempts	226	204
Average Per Rush	4.7	3.8
Average Per Game	175.2	128.8
TDs Rushing	18	6
PASSING YARDAGE	2280	1562
Comp-Att-Int	147-193-2	134-228-7
Average Per Pass	11.8	6.9
Average Per Catch	15.5	11.7
Average Per Game	380.0	260.3
TDs Passing	16	10
TOTAL OFFENSE	3331	2335
Total Plays	419	432
Average Per Play	7.9	5.4
Average Per Game	555.2	389.2
KICK RETURNS: #-Yards	8-121	16-326
PUNT RETURNS: #-Yards	7-43	2-2
INT RETURNS: #-Yards	7-137	2-43
KICK RETURN AVERAGE	15.1	20.4
PUNT RETURN AVERAGE	6.1	1.0
INT RETURN AVERAGE	19.6	21.5
FUMBLES-LOST	5-4	6-4
PENALTIES-Yards	44-324	39-315
Average Per Game	54.0	52.5
PUNTS-Yards	16-575	27-1136
Average Per Punt	35.9	42.1
Net punt average	34.6	39.0
KICKOFFS-Yards	50-2715	25-1549
Average Per Kick	54.3	62.0
Net kick average	40.8	40.1
TIME OF POSSESSION/Game	30:28	29:32
3RD-DOWN Conversions	39/68	40/97
3rd-Down Pct	57%	41%
4TH-DOWN Conversions	0/2	10/15
4th-Down Pct	0%	67%
SACKS BY-Yards	9-68	10-65
MISC YARDS	0	0
TOUCHDOWNS SCORED	37	16
FIELD GOALS-ATTEMPTS	8-8	7-9
ON-SIDE KICKS	0-0	0-3
RED-ZONE SCORES	(30-33) 91%	(16-20) 80%
RED-ZONE TOUCHDOWNS	(24-33) 73%	(10-20) 50%
PAT-ATTEMPTS	(37-37) 100%	(15-15) 100%
ATTENDANCE	58272	49551
Games/Avg Per Game	3/19424	3/16517
Neutral Site Games		0/0

BREAKDOWN

Overall	6-0
Home	3-0
Away	3-0
Neutral	0-0
SEC	6-0
Non-Conference	0-0
Overtime	0-0
Day	2-0
Night	4-0
Televised	6-0
Non-Televised	0-0
vs. Top 25	2-0
vs. Top 15	2-0
vs. Top 10	1-0
vs. Top 5	1-0
Scores First	5-0
Opponent Scores First	1-0
Leading after 1st Qtr	4-0
Trailing after 1st Qtr	0-0
Tied after 1st Qtr	2-0
Leading at Half	4-0
Trailing at Half	1-0
Tied at Half	1-0
Leading after 3rd Qtr	6-0
Trailing after 3rd Qtr	0-0
Tied after 3rd Qtr	0-0
Wins Coin Toss	2-0
Loses Coin Toss	4-0
Natural Grass	5-0
Artificial Surface	1-0

SCORE BY QUARTERS

	1st	2nd	3rd	4th	OT	Total
Alabama	73	86	63	61	-	283
Opponents	21	51	27	33	-	132

ALABAMA GAME-BY-GAME STATISTICS

TEAM STATISTICS

Date	Opponent	Rushing				Receiving				Passing				Kick Returns				Punt Returns				tot off
		no.	yds	td	lg	no.	yds	td	lg	cmp-att-int	yds	td	lg	no.	yds	td	lg	no.	yds	td	lg	
Sep 26	at Missouri	36	111	3	18	23	303	2	46	23-32-0	303	2	46	0	0	0	0	0	0	0	0	414
Oct 03	TEXAS A&M	28	109	2	16	20	435	4	87	20-27-1	435	4	87	0	0	0	0	1	11	0	11	544
Oct 10	at Ole Miss	39	306	7	39	28	417	2	45	28-32-0	417	2	45	5	67	0	23	0	0	0	0	723
Oct 17	GEORGIA	43	147	1	17	24	417	4	90	24-33-1	417	4	90	1	22	0	22	1	2	0	2	564
Oct 24	at Tennessee	40	170	5	20	28	417	0	45	28-36-0	417	0	45	1	15	0	15	1	4	0	4	587
Oct 31	MISSISSIPPI STATE	40	208	0	25	24	291	4	53	24-33-0	291	4	53	1	17	0	17	4	26	0	14	499
Alabama		226	1051	18	39	147	2280	16	90	147-193-2	2280	16	90	8	121	0	23	7	43	0	14	3331
		204	773	6	34	134	1562	10	82	134-228-7	1562	10	82	16	326	0	35	2	2	0	0	2335

Games: 6 • Avg/rush: 4.7 • Avg/catch: 15.5 • Pass effc: 200.68 • KR avg: 15.1 • PR avg: 6.1 • All purpose avg/game: 605.3 • Total offense avg/gm: 555.2

Date	Opponent	Tackles				Sacks	Fumble		Pass Defense			blkd	PAT Attempts			off		
		ua	a	total	tfl-yds	no-yds	ff	fr-yds	int-yds	qbh	brup	kick	kick	rush	rcv	saf	t/o	pts
Sep 26	at Missouri	48	14	62	8.0-37	3.0-30	1	2-0	0-0	0	1	0	5-5	0	0	0	10	38
Oct 03	TEXAS A&M	41	18	59	5.0-11	0.0-0	0	0-0	2-47	8	4	0	7-7	0	0	0	7	52
Oct 10	at Ole Miss	49	44	93	7.0-21	2.0-13	0	0-0	0-0	3	2	0	9-9	0	0	0	0	63
Oct 17	GEORGIA	31	34	65	4.0-19	2.0-14	1	0-0	3-64	4	10	0	5-5	0	0	0	21	41
Oct 24	at Tennessee	42	8	50	8.0-15	0.0-0	1	1-28	0-0	1	8	0	6-6	0	0	0	7	48
Oct 31	MISSISSIPPI STATE	32	30	62	6.0-21	2.0-11	1	1-0	2-26	8	9	0	5-5	0	0	0	14	41
Alabama		243	148	391	38.0-124	9.0-68	4	4-28	7-137	24	34	0	37-37	0	0	0	59	283
		254	154	408	27.0-115	10.0-65	3	4-27	2-43	8	15	0	15-15	0	0	0	21	132

		Punting									Field Goals			Kickoffs				
Date	Opponent	no.	yds	avg	long	blkd	tb	fc	50+	i20	md-att	long	blkd	no.	yds	avg	tb	ob
Sep 26	at Missouri	3	117	39.0	45	0	0	1	0	1	1-1	34	0	7	398	56.9	3	0
Oct 03	TEXAS A&M	2	66	33.0	40	0	0	1	0	0	1-1	27	0	9	410	45.6	2	0
Oct 10	at Ole Miss	1	40	40.0	40	0	1	0	0	0	0-0	0	0	10	507	50.7	3	0
Oct 17	GEORGIA	4	131	32.8	36	0	0	3	0	3	2-2	52	0	7	401	57.3	0	1
Oct 24	at Tennessee	2	69	34.5	41	0	0	2	0	2	2-2	39	0	9	515	57.2	3	2
Oct 31	MISSISSIPPI STATE	4	152	38.0	46	0	0	3	0	1	2-2	40	0	8	484	60.5	3	0
Alabama		16	575	35.9	46	0	1	10	0	7	8-8	52	0	50	2715	54.3	14	3
		27	1136	42.1	58	0	2	11	4	6	7-9	50	0	25	1549	62.0	17	0

Alabama Inside Opponent Red-Zone

				Times	Times	Total	Rush		Pass	FGs	Failed to score inside RZ						
Date	Opponent		Score	In RZ	Scored	Pts	TDs	TDs	TDs	Made	FGA	Down	Int	Fumb	Half	Game	
Sep 26, 2020	at Missouri	W	38-19	6	5	31	4	3	1	1	0	0	0	1	0	0	
Oct 03, 2020	TEXAS A&M	W	52-24	4	4	24	3	2	1	1	0	0	0	0	0	0	
Oct 10, 2020	at Ole Miss	W	63-48	8	7	49	7	5	2	0	0	0	0	1	0	0	
Oct 17, 2020	GEORGIA	W	41-24	4	4	24	3	1	2	1	0	0	0	0	0	0	
Oct 24, 2020	at Tennessee	W	48-17	7	7	41	5	5	0	2	0	0	0	0	0	0	
Oct 31, 2020	MISSISSIPPI STATE	W	41-0	4	3	17	2	0	2	1	0	0	0	1	0	0	
Totals				33	30	186	24	16	8	6	0	0	0	3	0	0	
30 of 33 (90.9%)																	

OPPONENT GAME-BY-GAME STATISTICS

OPPONENT STATISTICS

		Rushing				Receiving				Passing				Kick Returns				Punt Returns				tot		
Date	Opponent	no.	yds	td	lg	no.	yds	td	lg	cmp	att	int	yds	td	lg	no.	yds	td	lg	no.	yds	td	lg	off
Sep 26	at Missouri	34	69	1	11	26	253	1	54	26	39	0	253	1	54	2	38	0	25	2	2	0	0	322
Oct 03	TEXAS A&M	30	115	0	22	26	335	3	47	26	47	2	335	3	47	0	0	0	0	0	0	0	0	450
Oct 10	at Ole Miss	57	268	4	34	22	379	2	68	22	29	0	379	2	68	2	22	0	19	0	0	0	0	647
Oct 17	GEORGIA	30	145	1	24	18	269	2	82	18	40	3	269	2	82	6	161	0	35	0	0	0	0	414
Oct 24	at Tennessee	38	139	0	15	14	163	2	48	14	25	0	163	2	48	2	33	0	27	0	0	0	0	302
Oct 31	MISSISSIPPI STATE	15	37	0	20	28	163	0	19	28	48	2	163	0	19	4	72	0	22	0	0	0	0	200
Opponents		204	773	6	34	134	1562	10	82	134	228	7	1562	10	82	16	326	0	35	2	2	0	0	2335
		226	1051	18	39	147	2280	16	90	147	193	2	2280	16	90	8	121	0	23	7	43	0	14	3331

Games: 6 • Avg/rush: 3.8 • Avg/catch: 11.7 • Pass effic: 124.65 • KR avg: 20.4 • PR avg: 1.0 • All purpose avg/game: 451.0 • Total offense avg/gm: 389.2

Date	Opponent	Tackles				Sacks		Fumble		Pass Defense			blkd	PAT Attempts			off	
		ua	a	total	tfl-yds	no-yds	ff	fr-yds	int-yds	qbh	brup	kick	kick	rush	rcv	saf	t/o	pts
Sep 26	at Missouri	41	18	59	9.0-39	2.0-17	1	1-8	0-0	0	2	0	1-1	0	0	0	7	19
Oct 03	TEXAS A&M	32	18	50	3.0-15	1.0-4	0	0-0	1-43	1	2	0	3-3	0	0	0	7	24
Oct 10	at Ole Miss	45	30	75	2.0-8	1.0-6	1	1-6	0-0	2	2	0	6-6	0	0	0	7	48
Oct 17	GEORGIA	42	36	78	4.0-22	3.0-20	0	0-0	1-0	3	3	0	3-3	0	0	0	0	24
Oct 24	at Tennessee	51	18	69	5.0-12	2.0-8	1	1-0	0-0	1	5	0	2-2	0	0	0	0	17
Oct 31	MISSISSIPPI STATE	43	34	77	4.0-19	1.0-10	0	1-13	0-0	1	1	0	0-0	0	0	0	0	0
Opponents		254	154	408	27.0-115	10.0-65	3	4-27	2-43	8	15	0	15-15	0	0	0	21	132
		243	148	391	38.0-124	9.0-68	4	4-28	7-137	24	34	0	37-37	0	0	0	59	283

		Punting									Field Goals			Kickoffs				
Date	Opponent	no.	yds	avg	long	blkd	tb	fc	50+	i20	md-att	long	blkd	no.	yds	avg	tb	ob
Sep 26	at Missouri	3	117	39.0	44	0	0	2	0	1	2-2	37	0	4	260	65.0	4	0
Oct 03	TEXAS A&M	2	79	39.5	47	0	0	1	0	0	1-2	29	0	5	325	65.0	5	0
Oct 10	at Ole Miss	2	81	40.5	51	0	1	0	1	0	2-2	39	0	7	381	54.4	2	0
Oct 17	GEORGIA	4	196	49.0	58	0	0	3	2	3	1-2	50	0	5	323	64.6	4	0
Oct 24	at Tennessee	6	275	45.8	48	0	1	3	0	0	1-1	33	0	3	195	65.0	2	0
Oct 31	MISSISSIPPI STATE	10	388	38.8	54	0	0	2	1	2	0-0	0	0	1	65	65.0	0	0
Opponents		27	1136	42.1	58	0	2	11	4	6	7-9	50	0	25	1549	62.0	17	0
		16	575	35.9	46	0	1	10	0	7	8-8	52	0	50	2715	54.3	14	3

Opponents Inside Alabama Red-Zone

Date	Opponent	Score	Times		Total Pts	Rush		Pass	FGs	Failed to score inside RZ					
			In RZ	Scored		TDs	TDs	TDs	Made	FGA	Down	Int	Fumb	Half	Game
Sep 26, 2020	at Missouri	W 38-19	3	3	12	1	1	0	2	0	0	0	0	0	0
Oct 03, 2020	TEXAS A&M	W 52-24	5	3	17	2	0	2	1	1	0	1	0	0	0
Oct 10, 2020	at Ole Miss	W 63-48	7	7	41	5	4	1	2	0	0	0	0	0	0
Oct 17, 2020	GEORGIA	W 41-24	3	2	14	2	1	1	0	1	0	0	0	0	0
Oct 24, 2020	at Tennessee	W 48-17	1	1	3	0	0	0	1	0	0	0	0	0	0
Oct 31, 2020	MISSISSIPPI STATE	W 41-0	1	0	0	0	0	0	0	0	0	1	0	0	0
Totals			20	16	87	10	6	4	6	2	0	2	0	0	0
16 of 20 (80.0%)															

TEAM COMPARISON GAME-BY-GAME

Opponent	Score	First Downs				Rushing Number-Yards	Passing		Total Offense Plays-Yards	Return Yards	Turn- Overs
		Total	Rush	Pass	Pen		Comp-Att-Int	Yards			
Missouri	38 - 19	22 / 20	7 / 8	15 / 11	0 / 1	36-111 / 34-69	23-32-0 / 26-39-0	303 / 253	68-414 / 73-322	0 / 48	1 / 2
TEXAS A&M	52 - 24	22 / 25	6 / 8	14 / 16	2 / 1	28-109 / 30-115	20-27-1 / 26-47-2	435 / 335	55-544 / 77-450	58 / 43	1 / 2
Ole Miss	63 - 48	37 / 31	13 / 12	22 / 16	2 / 3	39-306 / 57-268	28-32-0 / 22-29-0	417 / 379	71-723 / 86-647	67 / 28	1 / 0
GEORGIA	41 - 24	33 / 20	10 / 7	19 / 11	4 / 2	43-147 / 30-145	24-33-1 / 18-40-3	417 / 269	76-564 / 70-414	88 / 161	1 / 3
Tennessee	48 - 17	30 / 16	9 / 7	20 / 7	1 / 2	40-170 / 38-139	28-36-0 / 14-25-0	417 / 163	76-587 / 63-302	47 / 33	1 / 1
MISSISSIPPI STATE	41 - 0	26 / 12	12 / 3	11 / 7	3 / 2	40-208 / 15-37	24-33-0 / 28-48-2	291 / 163	73-499 / 63-200	69 / 85	1 / 3
Totals	283 - 132	170 / 124	57 / 45	101 / 68	12 / 11	226-1051 / 204-773	147-193-2 / 134-228-7	2280 / 1562	419-3331 / 432-2335	329 / 398	6 / 11

Opponent	3rd Down Conversions	4th Down Conversions	Time of Possession	TOP Margin	Avg Yds/Rush	Avg Yds/Pass	Avg Yds/Play	Punting Number-Avg	Penalties Number-Yards	Sacks
Missouri	9-14 / 8-16	0-0 / 2-3	31:25 / 28:35	2:50	3.1 / 2.0	9.5 / 6.5	6.1 / 4.4	3-39.0 / 3-39.0	7-49 / 3-20	3 / 2
TEXAS A&M	5-10 / 10-17	0-0 / 0-2	22:18 / 37:42	-15:24	3.9 / 3.8	16.1 / 7.1	9.9 / 5.8	2-33.0 / 2-39.5	6-40 / 7-58	0 / 1
Ole Miss	6-7 / 9-17	0-0 / 4-4	28:45 / 31:15	-2:30	7.8 / 4.7	13.0 / 13.1	10.2 / 7.5	1-40.0 / 2-40.5	8-76 / 6-67	2 / 1
GEORGIA	6-11 / 7-16	0-0 / 0-0	33:59 / 26:01	7:58	3.4 / 4.8	12.6 / 6.7	7.4 / 5.9	4-32.8 / 4-49.0	6-43 / 6-52	2 / 3
Tennessee	7-12 / 4-16	0-0 / 2-4	34:38 / 25:22	9:16	4.2 / 3.7	11.6 / 6.5	7.7 / 4.8	2-34.5 / 6-45.8	7-45 / 8-33	0 / 2
MISSISSIPPI STATE	6-14 / 2-15	0-2 / 2-2	31:42 / 28:18	3:24	5.2 / 2.5	8.8 / 3.4	6.8 / 3.2	4-38.0 / 10-38.8	10-71 / 9-85	2 / 1
Totals	39-68 / 40-97	0-2 / 10-15	182:47 / 177:13	5:34	4.7 / 3.8	11.8 / 6.9	7.9 / 5.4	16-35.9 / 27-42.1	44-324 / 39-315	9 / 10

Note: Game totals are displayed in the format TEAM/OPPONENT for each category

ALABAMA INDIVIDUAL STATISTICS

Rushing	gp	att	gain	loss	net	avg	td	lg	avg/g
Najee Harris	6	124	718	4	714	5.8	14	39	119.0
B. Robinson Jr.	6	37	212	4	208	5.6	2	18	34.7
Trey Sanders	4	30	140	6	134	4.5	0	25	33.5
Jaylen Waddle	5	3	14	2	12	4.0	0	11	2.4
R. Williams	5	2	4	1	3	1.5	0	4	0.6
DeVonta Smith	6	2	14	12	2	1.0	1	14	0.3
Slade Bolden	6	1	1	0	1	1.0	0	1	0.2
Bryce Young	4	6	19	19	0	0.0	0	12	0.0
Mac Jones	6	18	39	48	-9	-0.5	1	14	-1.5
TEAM	3	3	0	14	-14	-4.7	0	0	-4.7
Total	6	226	1161	110	1051	4.7	18	39	175.2
Opponents	6	204	921	148	773	3.8	6	34	128.8

Passing	gp	effc	comp-att-int	pct	yds	td	lg	avg/g
Mac Jones	6	210.32	139-177-2	78.5	2196	16	90	366.0
Bryce Young	4	100.37	8-15-0	53.3	84	0	23	21.0
TEAM	3	0.00	0-1-0	0.0	0	0	0	0.0
Total	6	200.68	147-193-2	76.2	2280	16	90	380.0
Opponents	6	124.65	134-228-7	58.8	1562	10	82	260.3

Receiving	gp	no.	yds	avg	td	lg	avg/g
DeVonta Smith	6	56	759	13.6	8	53	126.5
Jaylen Waddle	5	25	557	22.3	4	90	111.4
John Metchie	6	24	517	21.5	3	78	86.2
Najee Harris	6	20	183	9.1	0	24	30.5
M. Forristall	6	10	141	14.1	1	34	23.5
Slade Bolden	6	9	114	12.7	0	30	19.0
J. Billingsley	5	1	13	13.0	0	13	2.6
Trey Sanders	4	1	-2	-2.0	0	0	-0.5
B. Robinson Jr.	6	1	-2	-2.0	0	0	-0.3
Total	6	147	2280	15.5	16	90	380.0
Opponents	6	134	1562	11.7	10	82	260.3

Punt Returns	no.	yds	avg	td	lg
Slade Bolden	5	30	6.0	0	14
Jaylen Waddle	2	13	6.5	0	11
Total	7	43	6.1	0	14
Opponents	2	2	1.0	0	0

ALABAMA INDIVIDUAL STATISTICS

Interceptions	no.	yds	avg	td	lg
Daniel Wright	2	65	32.5	1	47
Malachi Moore	2	42	21.0	0	42
Dylan Moses	1	1	1.0	0	1
Justin Eboigbe	1	4	4.0	0	4
Patrick Surtain	1	25	25.0	1	25
Total	7	137	19.6	2	47
Opponents	2	43	21.5	0	43

Kick Returns	no.	yds	avg	td	lg
Jaylen Waddle	4	39	9.8	0	22
DeVonta Smith	2	42	21.0	0	22
Trey Sanders	1	17	17.0	0	17
Carl Tucker	1	23	23.0	0	23
Total	8	121	15.1	0	23
Opponents	16	326	20.4	0	35

Scoring	td	fg	PAT				dxp	saf	pts
			kick	rush	rcv	pass			
Najee Harris	14	-	-	-	-	-	-	-	84
Will Reichard	-	8-8	37-37	-	-	-	-	-	61
DeVonta Smith	9	-	-	-	-	-	-	-	54
Jaylen Waddle	4	-	-	-	-	-	-	-	24
John Metchie	3	-	-	-	-	-	-	-	18
B. Robinson Jr.	2	-	-	-	-	-	-	-	12
Mac Jones	1	-	-	-	-	-	-	-	6
M. Forristall	1	-	-	-	-	-	-	-	6
Patrick Surtain	1	-	-	-	-	-	-	-	6
Daniel Wright	1	-	-	-	-	-	-	-	6
Malachi Moore	1	-	-	-	-	-	-	-	6
Total	37	8-8	37-37	-	-	-	-	-	283
Opponents	16	7-9	15-15	-	-	-	-	-	132

Total Offense	g	plays	rush	pass	total	avg/g
Mac Jones	6	195	-9	2196	2187	364.5
Najee Harris	6	124	714	0	714	119.0
B. Robinson Jr.	6	37	208	0	208	34.7
Trey Sanders	4	30	134	0	134	33.5
Bryce Young	4	21	0	84	84	21.0
Jaylen Waddle	5	3	12	0	12	2.4
R. Williams	5	2	3	0	3	0.6
DeVonta Smith	6	2	2	0	2	0.3
Slade Bolden	6	1	1	0	1	0.2
TEAM	3	4	-14	0	-14	-4.7
Total	6	419	1051	2280	3331	555.2
Opponents	6	432	773	1562	2335	389.2

Field Goals	fg	pct.	01-19	20-29	30-39	40-49	50-99	lg	blk
Will Reichard	8-8	100.0	0-0	3-3	3-3	1-1	1-1	52	0

FG Sequence	Alabama	Opponents
Missouri	(34)	(27),(37)
Texas A&M	(27)	37,(29)
Ole Miss	-	(39),(29)
Georgia	(33),(52)	(50),35
Tennessee	(39),(24)	(33)
Mississippi State	(40),(24)	-

Numbers in (parentheses) indicate field goal was made.

Punting	no.	yds	avg	lg	tb	fc	i20	50+	blk
Sam Johnson	10	354	35.4	45	1	5	4	0	0
Charlie Scott	6	221	36.8	46	0	5	3	0	0
Total	16	575	35.9	46	1	10	7	0	0
Opponents	27	1136	42.1	58	2	11	6	4	0

Kickoffs	no.	yds	avg	tb	ob	retn	net	ydln
Chase Allen	26	1341	51.6	8	1			
Will Reichard	24	1374	57.2	6	2			
Total	50	2715	54.3	14	3	20.4	40.8	24
Opponents	25	1549	62.0	17	0	15.1	40.1	24

All Purpose	g	rush	rcv	pr	kr	ir	total	avg/g
Najee Harris	6	714	183	0	0	0	897	149.5
DeVonta Smith	6	2	759	0	42	0	803	133.8
Jaylen Waddle	5	12	557	13	39	0	621	124.2
John Metchie	6	0	517	0	0	0	517	86.2
B. Robinson Jr.	6	208	-2	0	0	0	206	34.3
Trey Sanders	4	134	-2	0	17	0	149	37.2
Slade Bolden	6	1	114	30	0	0	145	24.2
M. Forristall	6	0	141	0	0	0	141	23.5
Daniel Wright	6	0	0	0	0	65	65	10.8
Malachi Moore	6	0	0	0	0	42	42	7.0
Patrick Surtain	6	0	0	0	0	25	25	4.2
Carl Tucker	4	0	0	0	23	0	23	5.8
J. Billingsley	5	0	13	0	0	0	13	2.6
Justin Eboigbe	6	0	0	0	0	4	4	0.7
R. Williams	5	3	0	0	0	0	3	0.6
Dylan Moses	6	0	0	0	0	1	1	0.2
Mac Jones	6	-9	0	0	0	0	-9	-1.5
TEAM	3	-14	0	0	0	0	-14	-4.7
Total	6	1051	2280	43	121	137	3632	605.3
Opponents	6	773	1562	2	326	43	2706	451.0

ALABAMA DEFENSIVE STATISTICS

#	Defensive Leaders	gp	Tackles				Sacks no-yds	Pass defense			Fumbles		blkd	
			ua	a	tot	tfl/yds		int-yds	brup	qbh	rcv-yds	ff	kick	saf
32	Dylan Moses	6	29	21	50	5.5-30	1.5-20	1-1
8	C. Harris	6	30	8	38	3.5-13	1.0-10	.	1	4
9	Jordan Battle	6	19	13	32	1.0-2	.	.	2
13	Malachi Moore	6	17	11	28	3.0-5	.	2-42	6	1	1-28	1	.	.
3	Daniel Wright	6	22	6	28	1.0-1	.	2-65	2
29	D. Hellams	6	16	9	25	.	.	.	1
31	W. Anderson Jr.	6	13	9	22	3.0-12	.	.	.	4
2	Patrick Surtain	6	10	12	22	1.0-2	.	1-25	5	2	1-0	.	.	.
4A	C. Allen	6	12	8	20	6.0-25	2.0-17	.	.	2
28	Josh Jobe	6	16	4	20	1.0-4	1.0-4	.	5	1	.	1	.	.
48	P. Mathis	6	9	5	14	4.5-8	1.0-4	.	3	3
94	DJ Dale	6	4	9	13	1.0-2	.	.	2
58	C. Barmore	5	6	6	12	2.5-5	2.0-5	.	3	3	.	1	.	.
47	Byron Young	6	4	7	11	3.0-6
18	LaBryan Ray	3	7	4	11	0.5-8	0.5-8	.	.	1
14	Brian Branch	5	6	3	9	0.5-0	.	.	3	1
92	Justin Eboigbe	6	5	3	8	.	.	1-4	.	2
1G	Drew Sanders	6	2	3	5
42	Jaylen Moody	6	3	1	4
50	Tim Smith	3	2	2	4	1-0	1	.	.
40	Joshua McMillon	4	2	1	3	1.0-1
22	Najee Harris	6	1	.	1
4	B. Robinson Jr.	6	1	.	1
90	S. Wynn Jr.	1	.	1	1
24	Trey Sanders	4	1	.	1
5	J. Armour-Davis	5	.	1	1
26	Marcus Banks	2	1	.	1
69	L. Dickerson	6	1	.	1
17	Jaylen Waddle	5	1	.	1
35	Shane Lee	4	.	1	1
2C	R. Williams Jr.	1	1	.	1
6	DeVonta Smith	6	1	.	1
60	K. Randolph	6	1	.	1
45	Thomas Fletcher	5	1-0	.	.	.
7	Brandon Turnage	1	1
Total		6	243	148	391	38-124	9-68	7-137	34	24	4-28	4	.	.
Opponents		6	254	154	408	27-115	10-65	2-43	15	8	4-27	3	.	.

PARTICIPATION CHART

##	PLAYER	GP-GS	MU	TAMU	OM	UGA	UT	MS
4	B. Robinson Jr.	6/-	XXX	XXX	XXX	XXX	XXX	XXX
55	Emil Ekiyor Jr.	6/6	START	START	START	START	START	START
2C	R. Williams Jr.	1/-	XXX
90	S. Wynn Jr.	1/-	XXX
31	W. Anderson Jr.	6/6	START	START	START	START	START	START
4A	C. Allen	6/2	XXX	XXX	START	START	XXX	XXX
82	Chase Allen	5/-	XXX	XXX	XXX	XXX	...	XXX
5	J. Armour-Davis	5/-	XXX	XXX	XXX	XXX	...	XXX
5A	Javon Baker	2/-	XXX	XXX
26	Marcus Banks	3/-	XXX	XXX	XXX	...
58	C. Barmore	5/1	...	XXX	XXX	START	XXX	XXX
9	Jordan Battle	6/5	START	START	START	XXX	START	START
19	J. Billingsley	5/-	XXX	XXX	...	XXX	XXX	XXX
1H	Slade Bolden	6/1	XXX	XXX	XXX	XXX	START	XXX
51	Tanner Bowles	1/-	XXX	...
14	Brian Branch	5/1	...	XXX	XXX	XXX	XXX	START
65	Deonte Brown	6/6	START	START	START	START	START	START
75	Tommy Brown	4/-	...	XXX	XXX	...	XXX	XXX
98	Jamil Burroughs	3/-	XXX	XXX	XXX
57	Javion Cohen	2/-	XXX	XXX
71	D. Dalcourt	4/-	...	XXX	...	XXX	XXX	XXX
94	DJ Dale	6/5	START	START	START	START	START	XXX
1	Ben Davis	4/-	XXX	XXX	XXX	XXX
69	L. Dickerson	6/6	START	START	START	START	START	START
92	Justin Eboigbe	6/4	START	START	START	START	START	START
45	Thomas Fletcher	6/-	XXX	XXX	XXX	XXX	XXX	XXX
87	M. Forristall	6/6	START	START	START	START	START	START
1F	Jayden George	1/-	...	XXX
8	C. Harris	6/6	START	START	START	START	START	START
22	Najee Harris	6/6	START	START	START	START	START	START
29	D. Hellams	6/1	XXX	XXX	XXX	START	XXX	XXX
11	T. Holden	2/-	XXX	XXX
52	B. Ingraham	1/-	XXX
28	Josh Jobe	6/6	START	START	START	START	START	START
9B	Sam Johnson	4/-	XXX	XXX	XXX	XXX
10	Mac Jones	6/6	START	START	START	START	START	START
1D	T. Jones-Bell	1/-	XXX
1A	Ale Kaho	5/-	XXX	XXX	XXX	...	XXX	XXX
37	Demouy Kennedy	3/-	...	XXX	...	XXX	...	XXX
78	Amari Kight	1/-	XXX
84	Josh Lanier	1/-	...	XXX
84	Joshua Lanier	3/-	XXX	XXX	XXX
93	J. Latham	1/-	XXX
81	Cameron Latu	6/-	XXX	XXX	XXX	XXX	XXX	XXX
70	A. Leatherwood	6/6	START	START	START	START	START	START
35	Shane Lee	4/-	XXX	XXX	XXX	XXX
48	P. Mathis	6/3	XXX	XXX	START	XXX	START	START
21	Jase McClellan	6/-	XXX	XXX	XXX	XXX	XXX	XXX
40	Joshua McMillon	4/-	XXX	XXX	XXX	XXX
8A	John Metchie	6/4	XXX	XXX	START	START	START	START
42	Jaylen Moody	6/-	XXX	XXX	XXX	XXX	XXX	XXX
13	Malachi Moore	6/5	START	START	START	XXX	START	START
32	Dylan Moses	6/6	START	START	START	START	START	START
30	King Mwikuta	5/-	XXX	XXX	XXX	XXX	XXX	...
73	Evan Neal	6/6	START	START	START	START	START	START
79	Chris Owens	4/-	XXX	XXX	XXX	XXX
72	Pierce Quick	3/-	...	XXX	XXX	XXX
60	K. Randolph	6/2	XXX	XXX	XXX	START	XXX	START
18	LaBryan Ray	3/3	START	START	START
16	Will Reichard	6/-	XXX	XXX	XXX	XXX	XXX	XXX
1G	Drew Sanders	6/-	XXX	XXX	XXX	XXX	XXX	XXX
26	Trey Sanders	4/-	XXX	XXX	XXX	XXX
85	Charlie Scott	2/-	XXX	XXX
6	DeVonta Smith	6/6	START	START	START	START	START	START
15	Eddie Smith	1/-	XXX
50	Tim Smith	3/-	XXX	XXX	XXX
2	Patrick Surtain	6/6	START	START	START	START	START	START
88	Major Tennison	5/-	...	XXX	XXX	XXX	XXX	XXX
86	Carl Tucker	4/2	START	START	XXX	XXX
7	Brandon Turnage	1/-	XXX
17	Jaylen Waddle	5/3	START	START	START	XXX	XXX	...
2D	R. Williams	5/-	XXX	XXX	...	XXX	XXX	XXX
3A	Xavier Williams	1/-	...	XXX
3	Daniel Wright	6/5	START	START	XXX	START	START	START
9A	Bryce Young	4/-	XXX	XXX	XXX	XXX
47	Byron Young	6/1	XXX	XXX	XXX	XXX	XXX	START

ALABAMA RUSHING/RECEIVING/PASSING GAME-BY-GAME

RUSHING	No-Yds/TD	MU	TAMU	OM	UGA	UT	MS
Najee Harris	124-714/14	17-98/3	12-43/2	23-206/5	31-152/1	20-96/3	21-119/0
B. Robinson Jr.	37-208/2	4-18/0	10-60/0	10-76/1	7-20/0	4-29/1	2-5/0
Trey Sanders	30-134/0	9-1/0	2-14/0	DNP	DNP	7-39/0	12-80/0
Jaylen Waddle	3-12/0	-	1-3/0	1-11/0	1-2/0	-	DNP
R. Williams	2-3/0	-	-	DNP	-	2-3/0	-
DeVonta Smith	2-2/1	1-12/0	-	1-14/1	-	-	-
Slade Bolden	1-1/0	-	-	-	-	1-1/0	-
Bryce Young	6-0/0	4-2/0	-	DNP	DNP	1-2/0	1-0/0
Mac Jones	18-9/1	1-4/0	2-2/0	3-1/0	3-20/0	5-4/1	4-4/0
TEAM	3-14/0	DNP	1-9/0	1-2/0	1-3/0	DNP	DNP

RECEIVING	No-Yds/TD	MU	TAMU	OM	UGA	UT	MS
DeVonta Smith	56-759/8	8-89/0	6-63/1	13-164/1	11-167/2	7-73/0	11-203/4
Jaylen Waddle	25-557/4	8-134/2	5-142/1	6-120/0	6-161/1	-	DNP
John Metchie	24-517/3	2-42/0	5-181/2	4-75/0	3-50/1	7-151/0	3-18/0
Najee Harris	20-183/0	2-8/0	2-26/0	3-42/0	1-10/0	6-61/0	6-36/0
M. Forristall	10-141/1	1-34/0	2-23/0	2-16/1	3-29/0	1-25/0	1-14/0
Slade Bolden	9-114/0	-	-	-	-	6-94/0	3-20/0
J. Billingsley	1-13/0	-	-	DNP	-	1-13/0	-
Trey Sanders	1-2/0	1-2/0	-	DNP	DNP	-	-
B. Robinson Jr.	1-2/0	1-2/0	-	-	-	-	-

#10 Mac Jones	Comp	Att	Int	Pct	Yards	TD	Long	Sacked	Effic
Missouri	18	24	0	75.0	249	2	46	0-0	189.65
Texas A&M	20	27	1	74.1	435	4	87	1-4	250.89
Ole Miss	28	32	0	87.5	417	2	45	1-6	217.59
Georgia	24	32	1	75.0	417	4	90	3-20	219.46
Tennessee	25	31	0	80.6	387	0	45	1-6	185.51
Mississippi State	24	31	0	77.4	291	4	53	1-10	198.85
TOTALS	139	177	2	78.5	2196	16	90	7-46	210.32

#9A Bryce Young	Comp	Att	Int	Pct	Yards	TD	Long	Sacked	Effic
Missouri	5	8	0	62.5	54	0	23	2-17	119.20
Tennessee	3	5	0	60.0	30	0	18	1-2	110.40
Mississippi State	0	2	0	0.0	0	0	0	0-0	0.00
TOTALS	8	15	0	53.3	84	0	23	3-19	100.37

#TM TEAM	Comp	Att	Int	Pct	Yards	TD	Long	Sacked	Effic
Georgia	0	1	0	0.0	0	0	0	0-0	0.00
TOTALS	0	1	0	0.0	0	0	0	0-0	0.00

ALABAMA TACKLES GAME-BY-GAME

Total Tackles	UA-A	Total	MU	TAMU	OM	UGA	UT	MS
Dylan Moses	29-21	50	4-4	4-2	6-7	5-5	6-0	4-3
C. Harris	30-8	38	6-0	8-2	5-3	0-2	9-1	2-0
Jordan Battle	19-13	32	4-2	5-4	6-5	2-0	-	2-2
Malachi Moore	17-11	28	2-1	4-2	5-2	1-1	2-0	3-5
Daniel Wright	22-6	28	10-1	1-2	2-3	4-0	4-0	1-0
D. Hellams	16-9	25	1-1	3-0	5-1	4-7	-	3-0
W. Anderson Jr.	13-9	22	2-1	3-0	3-2	0-4	2-0	3-2
Patrick Surtain	10-12	22	1-1	0-1	2-4	3-2	4-0	0-4
Josh Jobe	16-4	20	7-0	4-0	1-0	1-4	2-0	1-0
C. Allen	12-8	20	1-1	2-1	3-4	3-1	2-0	1-1
P. Mathis	9-5	14	1-0	3-1	1-3	-	3-0	1-1
DJ Dale	4-9	13	0-1	-	3-2	1-5	-	0-1
C. Barmore	6-6	12	DNP	-	2-1	2-1	1-2	1-2
LaBryan Ray	7-4	11	3-1	0-1	4-2	DNP	DNP	DNP
Byron Young	4-7	11	-	1-2	0-1	1-0	2-2	0-2
Brian Branch	6-3	9	DNP	-	-	1-0	1-0	4-3
Justin Eboigbe	5-3	8	1-0	2-0	0-2	1-1	1-0	-
Drew Sanders	2-3	5	1-0	-	0-2	-	1-0	0-1
Jaylen Moody	3-1	4	2-0	-	-	-	-	1-1
Tim Smith	2-2	4	DNP	DNP	DNP	-	1-2	1-0
Joshua McMillon	2-1	3	DNP	DNP	-	-	1-1	1-0
Shane Lee	0-1	1	-	DNP	DNP	-	-	0-1
K. Randolph	1-0	1	-	-	-	-	-	1-0
L. Dickerson	1-0	1	1-0	-	-	-	-	-
Trey Sanders	1-0	1	-	-	DNP	DNP	-	1-0
J. Armour-Davis	0-1	1	-	-	-	0-1	DNP	-
Marcus Banks	1-0	1	DNP	DNP	DNP	1-0	-	DNP
B. Robinson Jr.	1-0	1	-	-	-	1-0	-	-
R. Williams Jr.	1-0	1	DNP	DNP	DNP	DNP	DNP	1-0
Najee Harris	1-0	1	-	1-0	-	-	-	-
S. Wynn Jr.	0-1	1	DNP	DNP	DNP	DNP	DNP	0-1
DeVonta Smith	1-0	1	1-0	-	-	-	-	-
Jaylen Waddle	1-0	1	-	-	1-0	-	-	DNP

SUPERLATIVES

INDIVIDUAL GAME HIGHS

Rushes	31	Najee Harris vs Georgia (Oct 17, 2020)
Yards Rushing	206	Najee Harris at Ole Miss (Oct 10, 2020)
TD Rushes	5	Najee Harris at Ole Miss (Oct 10, 2020)
Long Rush	39	Najee Harris at Ole Miss (Oct 10, 2020)
Pass attempts	32	Mac Jones at Ole Miss (Oct 10, 2020)
	32	Mac Jones vs Georgia (Oct 17, 2020)
Pass completions	28	Mac Jones at Ole Miss (Oct 10, 2020)
Yards Passing	435	Mac Jones vs Texas A&M (Oct 03, 2020)
TD Passes	4	Mac Jones vs Texas A&M (Oct 03, 2020)
	4	Mac Jones vs Georgia (Oct 17, 2020)
	4	Mac Jones vs Mississippi State (Oct 31, 2020)
Long Pass	90	Mac Jones vs Georgia (Oct 17, 2020)
Receptions	13	DeVonta Smith at Ole Miss (Oct 17, 2020)
Yards Receiving	203	DeVonta Smith vs Mississippi State (Oct 31, 2020)
TD Receptions	4	DeVonta Smith vs Mississippi State (Oct 31, 2020)
Long Reception	90	Jaylen Waddle vs Georgia (Oct 17, 2020)
Field Goals	2	Will Reichard vs Georgia (Oct 17, 2020)
	2	Will Reichard at Tennessee (Oct 24, 2020)
	2	Will Reichard vs Mississippi State (Oct 31, 2020)
Long Field Goal	52	Will Reichard vs Georgia (Oct 17, 2020)
Punts	4	Sam Johnson vs Georgia (Oct 17, 2020)
	4	Charlie Scott vs Mississippi State (Oct 31, 2020)
Punting Avg	40.0	Sam Johnson at Ole Miss (Oct 10, 2020)
Long Punt	46	Charlie Scott vs Mississippi State (Oct 31, 2020)
Punts inside 20	3	Sam Johnson vs Georgia (Oct 17, 2020)
Long Punt Return	14	Slade Bolden vs Mississippi State (Oct 31, 2020)
Long Kickoff Return	23	Carl Tucker at Ole Miss (Oct 10, 2020)
Tackles	13	Dylan Moses at Ole Miss (Oct 10, 2020)
Sacks	1.0	C. Harris at Missouri (Sep 26, 2020)
	1.0	Josh Jobe at Missouri (Sep 26, 2020)
	1.0	C. Allen at Ole Miss (Oct 10, 2020)
	1.0	C. Barmore at Ole Miss (Oct 10, 2020)
	1.0	Dylan Moses vs Georgia (Oct 17, 2020)
	1.0	C. Barmore vs Georgia (Oct 17, 2020)
	1.0	C. Allen vs Mississippi State (Oct 31, 2020)
	1.0	P. Mathis vs Mississippi State (Oct 31, 2020)
Tackles For Loss	2.5	Dylan Moses at Missouri (Sep 26, 2020)
Interceptions	1	Daniel Wright vs Texas A&M (Oct 03, 2020)
	1	Malachi Moore vs Texas A&M (Oct 03, 2020)
	1	Daniel Wright vs Georgia (Oct 17, 2020)
	1	Malachi Moore vs Georgia (Oct 17, 2020)
	1	Justin Eboigbe vs Georgia (Oct 17, 2020)
	1	Patrick Surtain vs Mississippi State (Oct 31, 2020)
	1	Dylan Moses vs Mississippi State (Oct 31, 2020)

OPPONENT INDIVIDUAL GAME HIGHS

Rushes	21	Snoop Conner, at Ole Miss (Oct 10, 2020)
Yards Rushing	128	Snoop Conner, at Ole Miss (Oct 10, 2020)
TD Rushes	2	Jerrion Ealy, at Ole Miss (Oct 10, 2020)
	2	Snoop Conner, at Ole Miss (Oct 10, 2020)
Long Rush	34	Snoop Conner, at Ole Miss (Oct 10, 2020)
Pass attempts	44	Kellen Mond, vs Texas A&M (Oct 03, 2020)
Pass completions	25	Kellen Mond, vs Texas A&M (Oct 03, 2020)
Yards Passing	365	Matt Corral, at Ole Miss (Oct 10, 2020)
TD Passes	3	Kellen Mond, vs Texas A&M (Oct 03, 2020)
Long Pass	82	Stetson Bennett, vs Georgia (Oct 17, 2020)
Receptions	11	Elijah Moore, at Ole Miss (Oct 10, 2020)
Yards Receiving	181	Kenny Yeboah, at Ole Miss (Oct 10, 2020)
TD Receptions	2	Ainias Smith, vs Texas A&M (Oct 03, 2020)
	2	Kenny Yeboah, at Ole Miss (Oct 10, 2020)
Long Reception	82	James Cook, vs Georgia (Oct 17, 2020)
Field Goals	2	H. MEVIS, at Missouri (Sep 26, 2020)
	2	Luke Logan, at Ole Miss (Oct 10, 2020)
Long Field Goal	50	Jack Podlesny, vs Georgia (Oct 17, 2020)
Punts	6	Brooks,P., at Tennessee (Oct 24, 2020)
Punting Avg	49.0	Jake Camarda, vs Georgia (Oct 17, 2020)
Long Punt	58	Jake Camarda, vs Georgia (Oct 17, 2020)
Punts inside 20	3	Jake Camarda, vs Georgia (Oct 17, 2020)
Long Kickoff Return	35	Zamir White, vs Georgia (Oct 17, 2020)
Tackles	11	Erroll Thompson, vs Mississippi State (Oct 31, 2020)
Sacks	1.0	T. WILLIAMS, at Missouri (Sep 26, 2020)
	1.0	T. JEFFCOAT, at Missouri (Sep 26, 2020)
	1.0	Micheal Clemons, vs Texas A&M (Oct 03, 2020)
	1.0	Sam Williams, at Ole Miss (Oct 10, 2020)
	1.0	Malik Herring, vs Georgia (Oct 17, 2020)
	1.0	J. Johnson, vs Georgia (Oct 17, 2020)
	1.0	Nakobe Dean, vs Georgia (Oct 17, 2020)
	1.0	Harrison,R., at Tennessee (Oct 24, 2020)
	1.0	Butler,M., at Tennessee (Oct 24, 2020)
	1.0	Kobe Jones, vs Mississippi State (Oct 31, 2020)
Tackles For Loss	3.5	M. MANUEL, at Missouri (Sep 26, 2020)
Interceptions	1	DeMarvin Leal, vs Texas A&M (Oct 03, 2020)
	1	R. LeCounte, vs Georgia (Oct 17, 2020)

TEAM GAME HIGHS

Rushes	43	vs Georgia (Oct 17, 2020)
Yards Rushing	306	at Ole Miss (Oct 10, 2020)
Yards Per Rush	7.8	at Ole Miss (Oct 10, 2020)
TD Rushes	7	at Ole Miss (Oct 10, 2020)
Pass attempts	36	at Tennessee (Oct 24, 2020)
Pass completions	28	at Ole Miss (Oct 10, 2020)
	28	at Tennessee (Oct 24, 2020)
Yards Passing	435	vs Texas A&M (Oct 03, 2020)
Yards Per Pass	16.1	vs Texas A&M (Oct 03, 2020)
TD Passes	4	vs Texas A&M (Oct 03, 2020)
	4	vs Georgia (Oct 17, 2020)
	4	vs Mississippi State (Oct 31, 2020)
Total Plays	76	vs Georgia (Oct 17, 2020)
	76	at Tennessee (Oct 24, 2020)
Total Offense	723	at Ole Miss (Oct 10, 2020)
Yards Per Play	10.2	at Ole Miss (Oct 10, 2020)
Points	63	at Ole Miss (Oct 10, 2020)
Sacks By	3	at Missouri (Sep 26, 2020)
First Downs	37	at Ole Miss (Oct 10, 2020)
Penalties	10	vs Mississippi State (Oct 31, 2020)
Penalty Yards	76	at Ole Miss (Oct 10, 2020)
Turnovers	1	at Missouri (Sep 26, 2020)
	1	vs Texas A&M (Oct 03, 2020)
	1	at Ole Miss (Oct 10, 2020)
	1	vs Georgia (Oct 17, 2020)
	1	at Tennessee (Oct 24, 2020)
	1	vs Mississippi State (Oct 31, 2020)
Interceptions By	3	vs Georgia (Oct 17, 2020)
Punts	4	vs Georgia (Oct 17, 2020)
	4	vs Mississippi State (Oct 31, 2020)
Punting Avg	40.0	at Ole Miss (Oct 10, 2020)
Long Punt	46	vs Mississippi State (Oct 31, 2020)
Punts inside 20	3	vs Georgia (Oct 17, 2020)
Long Punt Return	14	vs Mississippi State (Oct 31, 2020)

OPPONENT TEAM GAME HIGHS

Rushes	57	at Ole Miss (Oct 10, 2020)
Yards Rushing	268	at Ole Miss (Oct 10, 2020)
Yards Per Rush	4.8	vs Georgia (Oct 17, 2020)
TD Rushes	4	at Ole Miss (Oct 10, 2020)
Pass attempts	48	vs Mississippi State (Oct 31, 2020)
Pass completions	28	vs Mississippi State (Oct 31, 2020)
Yards Passing	379	at Ole Miss (Oct 10, 2020)
Yards Per Pass	13.1	at Ole Miss (Oct 10, 2020)
TD Passes	3	vs Texas A&M (Oct 03, 2020)
Total Plays	86	at Ole Miss (Oct 10, 2020)
Total Offense	647	at Ole Miss (Oct 10, 2020)
Yards Per Play	7.5	at Ole Miss (Oct 10, 2020)
Points	48	at Ole Miss (Oct 10, 2020)
Sacks By	3	vs Georgia (Oct 17, 2020)
First Downs	31	at Ole Miss (Oct 10, 2020)
Penalties	9	vs Mississippi State (Oct 31, 2020)
Penalty Yards	85	vs Mississippi State (Oct 31, 2020)
Turnovers	3	vs Georgia (Oct 17, 2020)
	3	vs Mississippi State (Oct 31, 2020)
Interceptions By	1	vs Texas A&M (Oct 03, 2020)
	1	vs Georgia (Oct 17, 2020)
Punts	10	vs Mississippi State (Oct 31, 2020)
Punting Avg	49.0	vs Georgia (Oct 17, 2020)
Long Punt	58	vs Georgia (Oct 17, 2020)
Punts inside 20	3	vs Georgia (Oct 17, 2020)

ALABAMA DRIVE CHARTS

MISSOURI

Team	Qtr	Drive Started			Drive Ended			Consumed		
		Spot	Time	Obtained	Spot	Time	How lost	PI - Yds	TOP	
UA	1st	V25	15:00	Kickoff	V31	14:06	Punt	3 - 6	0:54	
UA		V34	00:00	Punt	V34	12:33	Possession	0 - 0	0:00	
UA		V34	12:33	Possession	H00	07:46	*TOUCHDOWN	12 - 66	4:47	
UA		V34	05:27	Downs	H00	04:14	*TOUCHDOWN	4 - 66	1:13	
UA		V09	01:53	Punt	H00	14:37	*TOUCHDOWN	8 - 91	2:16	
UA	2nd	V24	12:47	Punt	V20	10:30	Punt	3 - (4)	2:17	
UA		V25	06:00	Kickoff	H00	01:38	*TOUCHDOWN	10 - 75	4:22	
UA	3rd	H37	11:52	Fumble	H00	09:45	*TOUCHDOWN	5 - 37	2:07	
UA		V25	01:09	Kickoff	H35	09:03	Fumble	12 - 40	7:06	
UA	4th	V25	08:28	Kickoff	V40	03:36	Punt	8 - 15	4:52	
UA		H18	03:36	Fumble	H16	02:05	*FIELD GOAL	4 - 2	1:31	

Alabama	1st Qtr	2nd Qtr	3rd Qtr	4th Qtr	1st Half	2nd Half	Total
Time of possession	08:47	07:02	03:16	12:20	15:49	15:36	31:25
3rd down conversions	4-5	1-2	0-0	4-7	5-7	4-7	9-14
Average field position	V25	V24	V44	H47	V25	V48	V34
4th down conversions	0-0	0-0	0-0	0-0	0-0	0-0	0-0

TEXAS A&M

Team	Qtr	Drive Started			Drive Ended			Consumed		
		Spot	Time	Obtained	Spot	Time	How lost	PI - Yds	TOP	
UA	1st	A20	10:37	Missed FG	T00	09:19	*TOUCHDOWN	3 - 80	1:18	
UA		A34	07:12	Punt	T00	03:58	*TOUCHDOWN	7 - 66	3:14	
UA		A25	01:13	Kickoff	T32	14:50	Interception	5 - 43	1:23	
UA	2nd	A25	14:44	Kickoff	A33	13:19	Punt	3 - 8	1:25	
UA		A34	11:41	Punt	T00	09:07	*TOUCHDOWN	7 - 66	2:34	
UA		T00	06:19	Interception	T00	06:19	*TOUCHDOWN	0 - 0	0:00	
UA		A36	01:21	Downs	T00	00:22	*TOUCHDOWN	8 - 64	0:59	
UA	3rd	A25	15:00	Kickoff	A27	14:02	Punt	3 - 2	0:58	
UA		A25	09:03	Kickoff	T00	07:24	*TOUCHDOWN	3 - 75	1:39	
UA		A24	00:46	Downs	T08	10:14	*FIELD GOAL	10 - 68	5:32	
UA	4th	A25	07:25	Kickoff	T00	05:33	*TOUCHDOWN	4 - 75	1:52	
UA		A20	01:24	Interception	A25	00:00	End of half	3 - 5	1:24	

Alabama	1st Qtr	2nd Qtr	3rd Qtr	4th Qtr	1st Half	2nd Half	Total
Time of possession	05:45	05:08	03:23	08:02	10:53	11:25	22:18
3rd down conversions	3-3	2-4	0-1	0-2	5-7	0-3	5-10
Average field position	A26	A31	A24	A22	A29	A23	A26
4th down conversions	0-0	0-0	0-0	0-0	0-0	0-0	0-0

OLE MISS

Team	Qtr	Drive Started			Drive Ended			Consumed		
		Spot	Time	Obtained	Spot	Time	How lost	PI - Yds	TOP	
UA	1st	A15	14:06	Kickoff	O00	09:29	*TOUCHDOWN	10 - 85	4:37	
UA		A20	06:18	Punt	O01	02:16	Fumble	10 - 79	4:02	
UA	2nd	A25	13:31	Kickoff	O40	11:10	Punt	5 - 35	2:21	
UA		A28	09:22	Punt	O00	06:51	*TOUCHDOWN	6 - 72	2:31	
UA		A25	03:15	Kickoff	O00	01:00	*TOUCHDOWN	8 - 75	2:15	
UA	3rd	A15	14:58	Kickoff	O00	13:45	*TOUCHDOWN	4 - 85	1:13	
UA		A48	12:40	Kickoff	O00	10:19	*TOUCHDOWN	6 - 52	2:21	
UA		A28	06:14	Kickoff	O00	02:39	*TOUCHDOWN	7 - 72	3:35	
UA	4th	O44	11:31	Kickoff	O00	10:00	*TOUCHDOWN	4 - 44	1:31	
UA		A10	06:55	Kickoff	O00	03:16	*TOUCHDOWN	8 - 90	3:39	
UA		O44	01:28	Kickoff	O00	01:09	*TOUCHDOWN	3 - 44	0:19	

Alabama	1st Qtr	2nd Qtr	3rd Qtr	4th Qtr	1st Half	2nd Half	Total
Time of possession	08:39	07:07	07:23	05:36	15:46	12:59	28:45
3rd down conversions	2-2	1-2	1-1	2-2	3-4	3-3	6-7
Average field position	A17	A26	A30	A40	A22	A35	A29
4th down conversions	0-0	0-0	0-0	0-0	0-0	0-0	0-0

GEORGIA

Team	Qtr	Drive Started			Drive Ended			Consumed		
		Spot	Time	Obtained	Spot	Time	How lost	PI - Yds	TOP	
UA	1st	A24	15:00	Kickoff	A24	14:46	Interception	1 - 0	0:14	
UA		A42	14:08	Interception	G00	13:16	*TOUCHDOWN	3 - 58	0:52	
UA		A23	11:07	Punt	A48	09:09	Punt	4 - 25	1:58	
UA		A07	07:01	Punt	A27	04:33	Punt	6 - 20	2:28	
UA		A25	01:53	Kickoff	G47	00:02	Punt	5 - 28	1:51	
UA	2nd	A25	14:49	Kickoff	G15	09:00	*FIELD GOAL	13 - 60	5:49	
UA		A25	05:42	Kickoff	G00	03:06	*TOUCHDOWN	6 - 75	2:36	
UA		A25	00:23	Kickoff	G34	15:00	*FIELD GOAL	5 - 41	0:23	
UA	3rd	A10	12:11	Punt	G41	08:31	Punt	8 - 49	3:40	
UA		A09	04:49	Punt	G00	04:00	*TOUCHDOWN	2 - 91	0:49	
UA		A44	02:49	Interception	G00	00:51	*TOUCHDOWN	5 - 56	1:58	
UA	4th	G45	14:48	Interception	G00	09:32	*TOUCHDOWN	10 - 45	5:16	
UA		A20	06:05	Missed FG	G37	00:00	End of half	10 - 43	6:05	

Alabama	1st Qtr	2nd Qtr	3rd Qtr	4th Qtr	1st Half	2nd Half	Total
Time of possession	07:23	08:48	06:27	11:21	16:11	17:48	33:59
3rd down conversions	1-4	2-3	0-1	3-3	3-7	3-4	6-11
Average field position	A24	A25	A21	A37	A24	A27	A25
4th down conversions	0-0	0-0	0-0	0-0	0-0	0-0	0-0

TENNESSEE

Team	Qtr	Drive Started			Drive Ended			Consumed		
		Spot	Time	Obtained	Spot	Time	How lost	PI - Yds	TOP	
UA	1st	A15	15:00	Kickoff	A50	12:14	Punt	5 - 35	2:46	
UA		A30	10:30	Punt	T00	07:40	*TOUCHDOWN	6 - 70	2:50	
UA		A24	06:29	Punt	T00	02:54	*TOUCHDOWN	7 - 76	3:35	
UA	2nd	A25	12:11	Kickoff	T00	08:12	*TOUCHDOWN	9 - 75	3:59	
UA		A25	06:13	Kickoff	T00	04:04	*TOUCHDOWN	5 - 75	2:09	
UA		A20	02:56	Punt	T46	00:53	Punt	8 - 34	2:03	
UA		A32	00:13	Punt	T39	00:00	End of half	3 - 29	0:13	
UA	3rd	T28	14:27	Fumble	T28	14:27	*TOUCHDOWN	0 - 0	0:00	
UA		A28	13:13	Punt	A48	11:56	Fumble	3 - 20	1:17	
UA		A20	10:10	Punt	T00	04:19	*TOUCHDOWN	11 - 80	5:51	
UA		T44	02:52	Kickoff	T21	14:54	*FIELD GOAL	7 - 23	2:58	
UA	4th	A34	10:07	Downs	T06	04:22	*FIELD GOAL	12 - 60	5:45	
UA		A46	01:12	Downs	A49	00:00	End of half	2 - 3	1:12	

Alabama	1st Qtr	2nd Qtr	3rd Qtr	4th Qtr	1st Half	2nd Half	Total
Time of possession	09:11	08:24	10:00	07:03	17:35	17:03	34:38
3rd down conversions	1-2	1-2	3-5	2-3	2-4	5-8	7-12
Average field position	A23	A25	A34	A40	A24	A36	A29
4th down conversions	0-0	0-0	0-0	0-0	0-0	0-0	0-0

MISSISSIPPI STATE

Team	Qtr	Drive Started			Drive Ended			Consumed		
		Spot	Time	Obtained	Spot	Time	How lost	PI - Yds	TOP	
UA	1st	A17	15:00	Kickoff	M22	11:57	*FIELD GOAL	8 - 61	3:03	
UA		A22	10:57	Punt	A34	08:31	Punt	6 - 12	2:26	
UA		A39	07:02	Punt	M00	05:04	*TOUCHDOWN	6 - 61	1:58	
UA		A43	03:26	Punt	M00	02:14	*TOUCHDOWN	3 - 57	1:12	
UA	2nd	M41	01:10	Punt	M06	14:52	*FIELD GOAL	5 - 35	1:18	
UA		A35	13:25	Punt	M41	09:34	Downs	7 - 24	3:51	
UA		A12	07:18	Punt	M00	01:43	*TOUCHDOWN	12 - 88	5:35	
UA		A20	00:21	Punt	A24	00:00	End of half	1 - 4	0:21	
UA	3rd	A33	12:12	Punt	A30	10:07	Punt	4 - (3)	2:05	
UA		A12	08:05	Punt	A19	06:43	Punt	3 - 7	1:22	
UA		A01	02:38	Interception	M00	13:50	*TOUCHDOWN	9 - 99	3:48	
UA	4th	A42	12:47	Punt	M46	11:00	Punt	5 - 12	1:47	
UA		M44	05:47	Fumble	M03	02:51	Fumble	6 - 41	2:56	
UA		M00	02:12	Interception	M00	02:12	*TOUCHDOWN	0 - 0	0:00	

Alabama	1st Qtr	2nd Qtr	3rd Qtr	4th Qtr	1st Half	2nd Half	Total
Time of possession	09:49	09:55	06:05	05:53	19:44	11:58	31:42
3rd down conversions	3-5	2-4	1-3	0-2	5-9	1-5	6-14
Average field position	A36	A22	A15	A49	A30	A28	A30
4th down conversions	0-0	0-1	0-0	0-1	0-1	0-1	0-2

OPPONENT DRIVE CHARTS

MISSOURI

Team	Qtr	Drive Started			Drive Ended			Consumed		
		Spot	Time	Obtained	Spot	Time	How lost	PI	Yds	TOP
MU	1st	H36	14:06	Punt	H26	12:33	Punt	3	- (10)	1:33
MU		H25	07:46	Kickoff	V34	05:27	Downs	6	- 41	2:19
MU		H45	04:06	Kickoff	V42	01:53	Punt	5	- 13	2:13
MU	2nd	H15	14:31	Kickoff	H32	12:47	Punt	5	- 17	1:44
MU		H40	10:30	Punt	V10	06:00	*FIELD GOAL	12	- 50	4:30
MU		H25	01:38	Kickoff	H26	00:00	End of half	5	- 1	1:38
MU	3rd	H25	15:00	Kickoff	H37	11:52	Fumble	5	- 12	3:08
MU		H25	09:45	Kickoff	V20	01:09	*FIELD GOAL	18	- 55	8:36
MU	4th	H43	09:03	Fumble	V00	08:28	*TOUCHDOWN	2	- 57	0:35
MU		H15	00:00	Punt	H18	03:36	Fumble	0	- 3	0:00
MU		H25	02:05	Kickoff	V00	00:00	*TOUCHDOWN	14	- 75	2:05

Missouri	1st Qtr	2nd Qtr	3rd Qtr	4th Qtr	1st Half	2nd Half	Total
Time of possession	06:13	07:58	11:44	02:40	14:11	14:24	28:35
3rd down conversions	0-3	3-5	3-5	2-3	3-8	5-8	8-16
Average field position	H35	H26	H25	H34	H31	H29	H30
4th down conversions	0-1	0-0	1-1	1-1	0-1	2-2	2-3

TEXAS A&M

Team	Qtr	Drive Started			Drive Ended			Consumed		
		Spot	Time	Obtained	Spot	Time	How lost	PI	Yds	TOP
TAMU	1st	T25	15:00	Kickoff	A20	10:37	Missed FG	11	- 55	4:23
TAMU		T25	09:19	Kickoff	T30	07:12	Punt	4	- 5	2:07
TAMU		T25	03:58	Kickoff	A00	01:13	*TOUCHDOWN	5	- 75	2:06
TAMU	2nd	A17	14:50	Interception	A00	14:44	*TOUCHDOWN	1	- 17	0:45
TAMU		T27	13:19	Punt	T34	11:41	Punt	3	- 7	1:38
TAMU		T25	09:07	Kickoff	T35	06:19	Interception	6	- 10	2:48
TAMU		T25	06:19	Kickoff	A35	01:21	Downs	9	- 40	4:58
TAMU		T25	00:22	Kickoff	T24	00:00	End of half	1	- (1)	0:22
TAMU	3rd	T47	14:02	Punt	A13	09:03	*FIELD GOAL	12	- 40	4:59
TAMU		T25	07:24	Kickoff	A23	00:46	Downs	12	- 52	6:38
TAMU	4th	T25	10:14	Kickoff	A00	07:25	*TOUCHDOWN	7	- 75	2:49
TAMU		T30	05:33	Kickoff	A10	01:24	Interception	8	- 60	4:09

Texas A&M	1st Qtr	2nd Qtr	3rd Qtr	4th Qtr	1st Half	2nd Half	Total
Time of possession	09:15	09:52	11:37	06:58	19:07	18:35	37:42
3rd down conversions	0-2	2-5	4-6	4-4	2-7	8-10	10-17
Average field position	T25	T37	T36	T27	T32	T31	T32
4th down conversions	0-0	0-1	0-1	0-0	0-1	0-1	0-2

OLE MISS

Team	Qtr	Drive Started			Drive Ended			Consumed		
		Spot	Time	Obtained	Spot	Time	How lost	PI	Yds	TOP
OM	1st	O25	15:00	Kickoff	A00	14:06	*TOUCHDOWN	4	- 75	0:54
OM		O25	09:29	Kickoff	O49	06:18	Punt	7	- 24	3:11
OM		O07	02:16	Fumble	A00	13:31	*TOUCHDOWN	10	- 93	3:45
OM	2nd	O20	11:10	Punt	O42	09:22	Punt	6	- 22	1:48
OM		O25	06:51	Kickoff	A00	03:15	*TOUCHDOWN	11	- 75	3:36
OM		O25	01:00	Kickoff	O29	00:00	End of half	2	- 4	1:00
OM	3rd	O21	13:37	Kickoff	A00	12:47	*TOUCHDOWN	3	- 79	0:50
OM		O25	10:19	Kickoff	A00	06:19	*TOUCHDOWN	10	- 75	4:00
OM		O25	02:39	Kickoff	A00	11:31	*TOUCHDOWN	16	- 75	6:08
OM	4th	O25	10:00	Kickoff	A21	07:01	*FIELD GOAL	8	- 54	2:59
OM		O25	03:16	Kickoff	A11	01:29	*FIELD GOAL	7	- 64	1:47
OM		O19	01:08	Kickoff	O20	00:00	End of half	4	- 1	1:08

Ole Miss	1st Qtr	2nd Qtr	3rd Qtr	4th Qtr	1st Half	2nd Half	Total
Time of possession	06:21	07:53	07:37	09:24	14:14	17:01	31:15
3rd down conversions	1-2	2-5	3-3	3-7	3-7	6-10	9-17
Average field position	O19	O23	O23	O23	O21	O23	O22
4th down conversions	0-0	2-2	0-0	2-2	2-2	2-2	4-4

GEORGIA

Team	Qtr	Drive Started			Drive Ended			Consumed		
		Spot	Time	Obtained	Spot	Time	How lost	PI	Yds	TOP
UGA	1st	A41	14:46	Interception	A31	14:08	Interception	3	- 10	0:38
UGA		G35	13:16	Kickoff	G22	11:07	Punt	3	- (13)	2:09
UGA		G16	09:09	Punt	G30	07:01	Punt	5	- 14	2:08
UGA		G43	04:33	Punt	A00	01:53	*TOUCHDOWN	8	- 57	2:40
UGA		G14	00:02	Punt	A00	14:49	*TOUCHDOWN	2	- 86	0:13
UGA	2nd	G23	09:00	Kickoff	A33	05:42	*FIELD GOAL	10	- 44	3:18
UGA		G34	03:06	Kickoff	A00	00:23	*TOUCHDOWN	12	- 66	2:43
UGA	3rd	G39	15:00	Kickoff	A44	12:11	Punt	5	- 17	2:49
UGA		G09	08:31	Punt	G43	04:49	Punt	7	- 34	3:42
UGA		G29	04:00	Kickoff	A25	02:49	Interception	5	- 46	1:11
UGA		G38	00:51	Kickoff	G42	14:48	Interception	3	- 4	1:03
UGA	4th	G32	09:32	Kickoff	A18	06:05	Missed FG	9	- 50	3:27

Georgia	1st Qtr	2nd Qtr	3rd Qtr	4th Qtr	1st Half	2nd Half	Total
Time of possession	07:37	06:12	08:33	03:39	13:49	12:12	26:01
3rd down conversions	1-3	4-6	1-4	1-3	5-9	2-7	7-16
Average field position	G33	G28	G28	G32	G32	G29	G30
4th down conversions	0-0	0-0	0-0	0-0	0-0	0-0	0-0

TENNESSEE

Team	Qtr	Drive Started			Drive Ended			Consumed		
		Spot	Time	Obtained	Spot	Time	How lost	PI	Yds	TOP
UT	1st	T09	12:14	Punt	T23	10:30	Punt	4	- 14	1:44
UT		T27	07:34	Kickoff	T34	06:29	Punt	3	- 7	1:05
UT		T25	02:54	Kickoff	A15	12:11	*FIELD GOAL	13	- 60	5:43
UT	2nd	T25	08:12	Kickoff	A00	06:13	*TOUCHDOWN	6	- 75	1:59
UT		T25	04:04	Kickoff	T32	02:56	Punt	3	- 7	1:08
UT		T18	00:53	Punt	T20	00:13	Punt	3	- 2	0:40
UT	3rd	T25	15:00	Kickoff	T28	14:27	Fumble	3	- 3	0:33
UT		T35	14:27	Kickoff	T32	13:13	Punt	3	- (3)	1:14
UT		A48	11:56	Fumble	A46	10:10	Punt	3	- 2	1:46
UT		T15	04:12	Kickoff	A00	02:52	*TOUCHDOWN	4	- 85	1:20
UT	4th	T25	14:54	Kickoff	A34	10:07	Downs	12	- 41	4:47
UT		T35	04:22	Kickoff	A46	01:12	Downs	7	- 19	3:10

Tennessee	1st Qtr	2nd Qtr	3rd Qtr	4th Qtr	1st Half	2nd Half	Total
Time of possession	05:49	06:36	05:00	07:57	12:25	12:57	25:22
3rd down conversions	1-3	2-5	0-3	1-5	3-8	1-8	4-16
Average field position	T20	T22	T31	T30	T21	T31	T26
4th down conversions	0-0	0-0	0-0	2-4	0-0	2-4	2-4

MISSISSIPPI STATE

Team	Qtr	Drive Started			Drive Ended			Consumed		
		Spot	Time	Obtained	Spot	Time	How lost	PI	Yds	TOP
MS	1st	M25	11:57	Kickoff	M29	10:57	Punt	3	- 4	1:00
MS		M20	08:31	Punt	M26	07:02	Punt	3	- 6	1:29
MS		M16	05:04	Kickoff	M20	03:26	Punt	3	- 4	1:38
MS		M20	02:14	Kickoff	M27	01:10	Punt	3	- 7	1:04
MS	2nd	M25	14:52	Kickoff	M25	13:25	Punt	3	- 0	1:27
MS		M41	09:34	Downs	A46	07:18	Punt	4	- 13	2:16
MS		M22	01:43	Kickoff	M26	00:21	Punt	3	- 4	1:22
MS	3rd	M13	15:00	Kickoff	M32	12:12	Punt	5	- 19	2:48
MS		M35	10:07	Punt	M50	08:05	Punt	4	- 15	2:02
MS		M42	06:43	Punt	A09	02:38	Interception	10	- 49	4:05
MS	4th	M25	13:50	Kickoff	M27	12:47	Punt	3	- 2	1:03
MS		M14	11:00	Punt	M44	05:47	Fumble	8	- 30	5:13
MS		M08	02:51	Fumble	M21	02:12	Interception	2	- 13	0:39
MS		M25	02:12	Kickoff	A41	00:00	End of half	9	- 34	2:12

Mississippi State	1st Qtr	2nd Qtr	3rd Qtr	4th Qtr	1st Half	2nd Half	Total
Time of possession	05:11	05:05	08:55	09:07	10:16	18:02	28:18
3rd down conversions	0-4	0-3	1-4	1-4	0-7	2-8	2-15
Average field position	M20	M29	M30	M18	M24	M23	M23
4th down conversions	0-0	0-0	1-1	1-1	0-0	2-2	2-2

ALABAMA BY QUARTER STATS

3rd-Down Conversions

Date	Opponent	Score	Overall	1st Qtr	2nd Qtr	3rd Qtr	4th Qtr	Overtime
Sep 26, 2020	at Missouri	W 38-19	9-14 64.3	4-5 80.0	1-2 50.0	0-0 0.0	4-7 57.1	
Oct 03, 2020	TEXAS A&M	W 52-24	5-10 50.0	3-3 100.0	2-4 50.0	0-1 0.0	0-2 0.0	
Oct 10, 2020	at Ole Miss	W 63-48	6-7 85.7	2-2 100.0	1-2 50.0	1-1 100.0	2-2 100.0	
Oct 17, 2020	GEORGIA	W 41-24	6-11 54.5	1-4 25.0	2-3 66.7	0-1 0.0	3-3 100.0	
Oct 24, 2020	at Tennessee	W 48-17	7-12 58.3	1-2 50.0	1-2 50.0	3-5 60.0	2-3 66.7	
Oct 31, 2020	MISSISSIPPI STATE	W 41-0	6-14 42.9	3-5 60.0	2-4 50.0	1-3 33.3	0-2 0.0	
	Alabama		39-68 57.4	14-21 66.7	9-17 52.9	5-11 45.5	11-19 57.9	0-0 0.0
	Opponents		40-97 41.2	3-17 17.6	13-29 44.8	12-25 48.0	12-26 46.2	0-0 0.0

4th-Down Conversions

Date	Opponent	Score	Overall	1st Qtr	2nd Qtr	3rd Qtr	4th Qtr	Overtime
Sep 26, 2020	at Missouri	W 38-19	0-0 0.0	0-0 0.0	0-0 0.0	0-0 0.0	0-0 0.0	
Oct 03, 2020	TEXAS A&M	W 52-24	0-0 0.0	0-0 0.0	0-0 0.0	0-0 0.0	0-0 0.0	
Oct 10, 2020	at Ole Miss	W 63-48	0-0 0.0	0-0 0.0	0-0 0.0	0-0 0.0	0-0 0.0	
Oct 17, 2020	GEORGIA	W 41-24	0-0 0.0	0-0 0.0	0-0 0.0	0-0 0.0	0-0 0.0	
Oct 24, 2020	at Tennessee	W 48-17	0-0 0.0	0-0 0.0	0-0 0.0	0-0 0.0	0-0 0.0	
Oct 31, 2020	MISSISSIPPI STATE	W 41-0	0-2 0.0	0-0 0.0	0-1 0.0	0-0 0.0	0-1 0.0	
	Alabama		0-2 0.0	0-0 0.0	0-1 0.0	0-0 0.0	0-1 0.0	0-0 0.0
	Opponents		10-15 66.7	0-1 0.0	2-3 66.7	2-3 66.7	6-8 75.0	0-0 0.0

Time of Possession

Date	Opponent	Score	Overall	1st Qtr	2nd Qtr	3rd Qtr	4th Qtr	Overtime
Sep 26, 2020	at Missouri	W 38-19	31:25	8:47	7:02	3:16	12:20	
Oct 03, 2020	TEXAS A&M	W 52-24	22:18	5:45	5:08	3:23	8:02	
Oct 10, 2020	at Ole Miss	W 63-48	28:45	8:39	7:07	7:23	5:36	
Oct 17, 2020	GEORGIA	W 41-24	33:59	7:23	8:48	6:27	11:21	
Oct 24, 2020	at Tennessee	W 48-17	34:38	9:11	8:24	10:00	7:03	
Oct 31, 2020	MISSISSIPPI STATE	W 41-0	31:42	9:49	9:55	6:05	5:53	
	Alabama	Total	182:47	49:34	46:24	36:34	50:15	0:00
		Avg.	30:27	8:15	7:44	6:05	8:22	0:00
	Opponents	Total	177:13	40:26	43:36	53:26	39:45	0:00
		Avg.	29:32	6:44	7:16	8:54	6:37	0:00

ALABAMA'S 20-PLUS YARD PLAYS

20-YARD PLUS PLAYS

Yds	Type	Player(s)	Opponent
90*	Pass	Jaylen Waddle from Mac Jones	Georgia
87*	Pass	Jaylen Waddle from Mac Jones	Texas A&M
78*	Pass	John Metchie from Mac Jones	Texas A&M
63*	Pass	John Metchie from Mac Jones	Texas A&M
53*	Pass	DeVonta Smith from Mac Jones	Mississippi State
47*	INT	Daniel Wright	Texas A&M
46	Pass	Jaylen Waddle from Mac Jones	Missouri
45	Pass	John Metchie from Mac Jones	Tennessee
45	Pass	Jaylen Waddle from Mac Jones	Ole Miss
45	Pass	John Metchie from Mac Jones	Tennessee
42	INT	Malachi Moore	Georgia
40*	Pass	John Metchie from Mac Jones	Georgia
39*	Rush	Najee Harris	Ole Miss
38	Pass	Jaylen Waddle from Mac Jones	Georgia
36	Pass	DeVonta Smith from Mac Jones	Ole Miss
35	Rush	Najee Harris	Ole Miss
35*	Pass	DeVonta Smith from Mac Jones	Mississippi State
35	Pass	John Metchie from Mac Jones	Texas A&M
34	Pass	DeVonta Smith from Mac Jones	Mississippi State
34	Pass	M. Forristall from Mac Jones	Missouri
34	Pass	DeVonta Smith from Mac Jones	Georgia
33*	Rush	Najee Harris	Ole Miss
32	Pass	John Metchie from Mac Jones	Ole Miss
31	Pass	DeVonta Smith from Mac Jones	Mississippi State
30	Pass	Slade Bolden from Mac Jones	Tennessee
28*	FR	Malachi Moore	Tennessee
25	Pass	M. Forristall from Mac Jones	Tennessee
25*	INT	Patrick Surtain	Mississippi State
25	Rush	Trey Sanders	Mississippi State
24	Pass	Najee Harris from Mac Jones	Ole Miss
23	Pass	DeVonta Smith from Bryce Young	Missouri
23	KR	Carl Tucker	Ole Miss
23*	Pass	Jaylen Waddle from Mac Jones	Missouri
23	Pass	Jaylen Waddle from Mac Jones	Texas A&M
22	Pass	Jaylen Waddle from Mac Jones	Ole Miss
22	Pass	Slade Bolden from Mac Jones	Tennessee
22	KR	DeVonta Smith	Ole Miss
22	Pass	John Metchie from Mac Jones	Missouri
22	KR	Jaylen Waddle	Georgia
21	Rush	Trey Sanders	Mississippi State
20	Pass	DeVonta Smith from Mac Jones	Texas A&M
20	KR	DeVonta Smith	Ole Miss
20	Rush	Trey Sanders	Tennessee
20	Pass	John Metchie from Mac Jones	Missouri
20	Pass	DeVonta Smith from Mac Jones	Ole Miss
20	Pass	DeVonta Smith from Mac Jones	Texas A&M

* touchdown scored on play

LONG PLAYS BY THE NUMBERS

Long Plays By Yards	No.	TD
100+	0	0
90-99	1	1
80-89	1	1
70-79	1	1
60-69	1	1
50-59	1	1
40-49	7	2
30-39	13	3
20-29	21	3

Long Plays By Type	No.	TD
Rushing	6	2
Passing	32	8
Punt returns	0	0
Kick returns	4	0
Interceptions	3	2
Fumble returns	1	1
Other	0	0
TOTAL	46	13

20-YARD PLUS BY PLAYER

Player	No.	TD	R	P	KR	PR	IR	FR
DeVonta Smith	12	2	0	10	2	0	0	0
Jaylen Waddle	9	3	0	8	1	0	0	0
John Metchie	9	3	0	9	0	0	0	0
Najee Harris	4	2	3	1	0	0	0	0
Trey Sanders	3	0	3	0	0	0	0	0
Malachi Moore	2	1	0	0	0	0	1	1
M. Forristall	2	0	0	2	0	0	0	0
Slade Bolden	2	0	0	2	0	0	0	0
Daniel Wright	1	1	0	0	0	0	1	0
Patrick Surtain	1	1	0	0	0	0	1	0
Carl Tucker	1	0	0	0	1	0	0	0
TOTAL	46	13	6	32	4	0	3	1

LONGEST PLAYS OF THE YEAR

Rushing

39 Najee Harris vs Ole Miss (10/10/2020)

Rushing Touchdown

39 Najee Harris vs Ole Miss (10/10/2020)

Passing

90 Jaylen Waddle from Mac Jones vs Georgia (10/17/2020)

Passing Touchdown

90 Jaylen Waddle from Mac Jones vs Georgia (10/17/2020)

Punt Return

14 Slade Bolden vs Mississippi State (10/31/2020)

Kick Return

23 Carl Tucker vs Ole Miss (10/10/2020)

Interception Return

47 Daniel Wright vs Texas A&M (10/3/2020)

Fumble Return

28 Malachi Moore vs Tennessee (10/24/2020)

Punt

46 Charlie Scott vs Mississippi State (10/31/2020)

Field Goal

52 Will Reichard vs Georgia (10/17/2020)

SEASON/CAREER STATISTICS (OFFENSE/SCORING)

SEASON										CAREER									
Rushing										Rushing									
gp	att	gain	loss	net	avg	td	lg	avg/g		gp	att	gain	loss	net	avg	td	lg	avg/g	
Najee Harris	6	124	718	4	714	5.8	14	39	119.0	48	511	3166	75	3091	6.0	34	39	64.4	
B. Robinson Jr.	6	37	212	4	208	5.6	2	18	34.7	45	220	1127	41	1086	4.9	11	37	24.1	
Trey Sanders	4	30	140	6	134	4.5	0	25	33.5	4	30	140	6	134	4.5	0	25	33.5	
Jaylen Waddle	5	3	14	2	12	4.0	0	11	2.4	33	4	19	2	17	4.2	0	11	0.5	
R. Williams	5	2	4	1	3	1.5	0	4	0.6	5	2	4	1	3	1.5	0	4	0.6	
DeVonta Smith	6	2	14	12	2	1.0	1	14	0.3	47	2	14	12	2	1.0	1	14	0.0	
Slade Bolden	6	1	1	0	1	1.0	0	1	0.2	20	5	11	0	11	2.2	0	5	0.6	
Bryce Young	4	6	19	19	0	0.0	0	12	0.0	4	6	19	19	0	0.0	0	12	0.0	
Mac Jones	6	18	39	48	-9	-0.5	1	14	-1.5	32	37	94	75	19	0.5	2	18	0.6	
TEAM	3	3	0	14	-14	-4.7	0	0	-4.7										
Total	6	226	1161	110	1051	4.7	18	39	175.2										
Opponents	6	204	921	148	773	3.8	6	34	128.8										
Passing										Passing									
gp	effic	comp-att-int	pct	yds	td	lg	avg/g			gp	effic	comp-att-int	pct	yds	td	lg	avg/g		
Mac Jones	6	210.32	139-177-2	78.5	2196	16	90	366.0		32	197.69	241-331-5	72.8	3822	31	94	119.4		
Bryce Young	4	100.37	8-15-0	53.3	84	0	23	21.0		4	100.37	8-15-0	53.3	84	0	23	21.0		
TEAM	3	0.00	0-1-0	0.0	0	0	0	0.0											
Total	6	200.68	147-193-2	76.2	2280	16	90	380.0											
Opponents	6	124.65	134-228-7	58.8	1562	10	82	260.3											
Receiving										Receiving									
gp	no.	yds	avg	td	lg	avg/g				gp	no.	yds	avg	td	lg	avg/g			
DeVonta Smith	6	56	759	13.6	8	53	126.5			47	174	2868	16.5	31	85	61.0			
Jaylen Waddle	5	25	557	22.3	4	90	111.4			33	103	1965	19.1	17	94	59.5			
John Metchie	6	24	517	21.5	3	78	86.2			19	28	540	19.3	3	78	28.4			
Najee Harris	6	20	183	9.1	0	24	30.5			48	57	539	9.5	7	42	11.2			
M. Forristall	6	10	141	14.1	1	34	23.5			48	31	393	12.7	5	34	8.2			
Slade Bolden	6	9	114	12.7	0	30	19.0			20	11	148	13.5	0	30	7.4			
J. Billingsley	5	1	13	13.0	0	13	2.6			14	3	29	9.7	0	19	2.1			
Trey Sanders	4	1	-2	-2.0	0	0	-0.5			4	1	-2	-2.0	0	0	-0.5			
B. Robinson Jr.	6	1	-2	-2.0	0	0	-0.3			45	12	122	10.2	0	34	2.7			
Total	6	147	2280	15.5	16	90	380.0												
Opponents	6	134	1562	11.7	10	82	260.3												
Total Offense										Total Offense									
g	plays	rush	pass	total	avg/g					g	plays	rush	pass	total	avg/g				
Mac Jones	6	195	-9	2196	2187	364.5				32	368	19	3822	3841	120.0				
Najee Harris	6	124	714	0	714	119.0				48	511	3091	0	3091	64.4				
B. Robinson Jr.	6	37	208	0	208	34.7				45	220	1086	0	1086	24.1				
Trey Sanders	4	30	134	0	134	33.5				4	30	134	0	134	33.5				
Bryce Young	4	21	0	84	84	21.0				4	21	0	84	84	21.0				
Jaylen Waddle	5	3	12	0	12	2.4				33	4	17	0	17	0.5				
R. Williams	5	2	3	0	3	0.6				5	2	3	0	3	0.6				
DeVonta Smith	6	2	2	0	2	0.3				47	2	2	0	2	0.0				
Slade Bolden	6	1	1	0	1	0.2				20	6	11	6	17	0.9				
TEAM	3	4	-14	0	-14	-4.7													
Total	6	419	1051	2280	3331	555.2													
Opponents	6	432	773	1562	2335	389.2													
Scoring										Scoring									
td	fg	PAT				dxp	saf	pts		td	fg	PAT				dxp	saf	pts	
kick	rush	rcv	pass							kick	rush	rcv	pass						
Najee Harris	14	-	-	-	-	-	-	84		41	-	-	-	-	-	-	-	246	
Will Reichard	-	8-8	37-37	-	-	-	-	61		-	12-15	58-59	-	-	-	-	-	94	
DeVonta Smith	9	-	-	-	-	-	-	54		32	-	-	-	-	-	-	-	192	
Jaylen Waddle	4	-	-	-	-	-	-	24		20	-	-	-	-	-	-	-	120	
John Metchie	3	-	-	-	-	-	-	18		3	-	-	-	-	-	-	-	18	
B. Robinson Jr.	2	-	-	-	-	-	-	12		11	-	-	-	-	-	-	-	66	
Malachi Moore	1	-	-	-	-	-	-	6		1	-	-	-	-	-	-	-	6	
M. Forristall	1	-	-	-	-	-	-	6		5	-	-	-	-	-	-	-	30	
Patrick Surtain	1	-	-	-	-	-	-	6		1	-	-	-	-	-	-	-	6	
Mac Jones	1	-	-	-	-	-	-	6		2	-	-	-	-	-	-	-	12	
Daniel Wright	1	-	-	-	-	-	-	6		1	-	-	-	-	-	-	-	6	
Total	37	8-8	37-37	-	-	-	-	283											
Opponents	16	7-9	15-15	-	-	-	-	132											

SEASON/CAREER STATISTICS (RETURNS/TURNOVERS/ALL-PURPOSE/KICKING)

SEASON									CAREER					
Punt Returns														
	no.	yds	avg	td	lg		no.	yds	avg	td	lg			
Slade Bolden	5	30	6.0	0	14		5	30	6.0	0	14			
Jaylen Waddle	2	13	6.5	0	11		38	733	19.3	2	77			
Total	7	43	6.1	0	14									
Opponents	2	2	1.0	0	0									
Kick Returns														
	no.	yds	avg	td	lg		no.	yds	avg	td	lg			
Jaylen Waddle	4	39	9.8	0	22		9	214	23.8	1	98			
DeVonta Smith	2	42	21.0	0	22		2	42	21.0	0	22			
Carl Tucker	1	23	23.0	0	23		1	23	23.0	0	23			
Trey Sanders	1	17	17.0	0	17		1	17	17.0	0	17			
Total	8	121	15.1	0	23									
Opponents	16	326	20.4	0	35									
Interceptions														
	no.	yds	avg	td	lg		no.	yds	avg	td	lg			
Daniel Wright	2	65	32.5	1	47		2	65	32.5	1	47			
Malachi Moore	2	42	21.0	0	42		2	42	21.0	0	42			
Dylan Moses	1	1	1.0	0	1		2	12	6.0	0	11			
Justin Eboigbe	1	4	4.0	0	4		1	4	4.0	0	4			
Patrick Surtain	1	25	25.0	1	25		4	69	17.2	1	25			
Total	7	137	19.6	2	47									
Opponents	2	43	21.5	0	43									
Fumble Returns														
	no.	yds	avg	td	lg		no.	yds	avg	td	lg			
Malachi Moore	1	28	28.0	1	28		1	28	28.0	1	28			
Total	1	28	28.0	1	28									
Opponents	3	27	9.0	0	13									
All Purpose														
	g	rush	rcv	pr	kr	ir	total	avg/g	g	rush	rcv	pr		
Najee Harris	6	714	183	0	0	0	897	149.5	48	3091	539	0		
DeVonta Smith	6	2	759	0	42	0	803	133.8	47	2	2868	0		
Jaylen Waddle	5	12	557	13	39	0	621	124.2	33	17	1965	733		
John Metchie	6	0	517	0	0	0	517	86.2	19	0	540	0		
B. Robinson Jr.	6	208	-2	0	0	0	206	34.3	45	1086	122	0		
Trey Sanders	4	134	-2	0	17	0	149	37.2	4	134	-2	0		
Slade Bolden	6	1	114	30	0	0	145	24.2	20	11	148	30		
M. Forristall	6	0	141	0	0	0	141	23.5	48	0	393	0		
Daniel Wright	6	0	0	0	0	65	65	10.8	37	0	0	0		
Malachi Moore	6	0	0	0	0	42	42	7.0	6	0	0	0		
Patrick Surtain	6	0	0	0	0	25	25	4.2	34	0	0	0		
Carl Tucker	4	0	0	0	23	0	23	5.8	4	0	0	0		
J. Billingsley	5	0	13	0	0	0	13	2.6	14	0	29	0		
Justin Eboigbe	6	0	0	0	0	4	4	0.7	16	0	0	0		
R. Williams	5	3	0	0	0	0	3	0.6	5	3	0	0		
Dylan Moses	6	0	0	0	0	1	1	0.2	32	0	0	0		
Mac Jones	6	-9	0	0	0	0	-9	-1.5	32	19	-1	0		
TEAM	3	-14	0	0	0	0	-14	-4.7						
Total	6	1051	2280	43	121	137	3632	605.3						
Opponents	6	773	1562	2	326	43	2706	451.0						
Field Goals														
	att	good	long	blkd		att	good	long	blkd		att	good	long	blkd
Will Reichard	8	8	52	0		15	12	52	0					
Total	8	8	52	0										
Opponents	9	7	50	0										
Punting														
		no.	yds	avg	lg	blk		no.	yds	avg	lg	blk		
Sam Johnson		10	354	35.4	45	0		10	354	35.4	45	0		
Charlie Scott		6	221	36.8	46	0		6	221	36.8	46	0		
Total		16	575	35.9	46	0								
Opponents		27	1136	42.1	58	0								

SEASON/CAREER STATISTICS (DEFENSE)

##	Defensive Leaders	gp	ua	a	total	tfl	sack	int	pbu	fr	ff	blk	gp	ua	a	total	tfl	sack	int	pbu	fr	ff	blk
32	Dylan Moses	6	29	21	50	5.5	1.5	1	32	93	73	166	21.0	6.5	2	1	.	2	.
8	C. Harris	6	30	8	38	3.5	1.0	.	1	.	.	.	19	59	42	101	11.0	1.0	.	2	2	1	.
9	Jordan Battle	6	19	13	32	1.0	.	.	2	.	.	.	19	37	25	62	3.0	1.0	1	3	1	.	.
3	Daniel Wright	6	22	6	28	1.0	.	2	2	.	.	.	37	34	20	54	1.0	.	2	4	.	.	.
13	Malachi Moore	6	17	11	28	3.0	.	2	6	1	1	.	6	17	11	28	3.0	.	2	6	1	1	.
29	D. Hellams	6	16	9	25	0.0	.	.	1	.	.	.	19	18	11	29	0.5	0.5	.	1	.	.	.
31	W. Anderson Jr.	6	13	9	22	3.0	6	13	9	22	3.0
2	Patrick Surtain	6	10	12	22	1.0	.	1	5	1	.	.	34	70	31	101	3.5	.	4	20	2	4	.
28	Josh Jobe	6	16	4	20	1.0	1.0	.	5	.	1	.	32	44	12	56	1.0	1.0	1	9	1	1	.
4A	C. Allen	6	12	8	20	6.0	2.0	26	22	15	37	11.5	2.5	.	.	.	1	.
48	P. Mathis	6	9	5	14	4.5	1.0	.	3	.	.	.	33	26	33	59	5.0	1.0	.	3	1	1	.
94	DJ Dale	6	4	9	13	1.0	.	.	2	.	.	.	16	10	20	30	4.0	1.0	.	2	1	.	.
58	C. Barmore	5	6	6	12	2.5	2.0	.	3	.	1	.	17	18	20	38	8.5	4.0	.	5	.	1	.
47	Byron Young	6	4	7	11	3.0	19	10	24	34	4.5	1.0	.	1	.	.	.
18	LaBryan Ray	3	7	4	11	0.5	0.5	27	32	32	64	10.5	5.0	.	2	.	1	.
14	Brian Branch	5	6	3	9	0.5	.	.	3	.	.	.	5	6	3	9	0.5	.	.	3	.	.	.
92	Justin Eboigbe	6	5	3	8	0.0	.	1	16	11	7	18	3.0	1.5	1
1G	Drew Sanders	6	2	3	5	0.0	6	2	3	5	0.0
42	Jaylen Moody	6	3	1	4	0.0	33	9	10	19	0.0
50	Tim Smith	3	2	2	4	0.0	.	.	.	1	1	.	3	2	2	4	0.0	.	.	.	1	1	.
40	Joshua McMillon	4	2	1	3	1.0	22	16	6	22	2.0
24	Trey Sanders	4	1	.	1	0.0	4	1	.	1	0.0
17	Jaylen Waddle	5	1	.	1	0.0	33	1	.	1	0.0
35	Shane Lee	4	.	1	1	0.0	17	47	40	87	6.5	4.5	1	.	1	2	.
4	B. Robinson Jr.	6	1	.	1	0.0	45	4	1	5	0.0
60	K. Randolph	6	1	.	1	0.0	19	1	.	1	0.0
90	S. Wynn Jr.	1	.	1	1	0.0	13	2	9	11	0.0
5	J. Armour-Davis	5	.	1	1	0.0	13	.	3	3	0.0	.	.	2	.	.	.
22	Najee Harris	6	1	.	1	0.0	48	2	1	3	0.0
6	DeVonta Smith	6	1	.	1	0.0	47	4	.	4	0.0
2C	R. Williams Jr.	1	1	.	1	0.0	1	1	.	1	0.0
69	L. Dickerson	6	1	.	1	0.0	19	1	.	1	0.0
26	Marcus Banks	2	1	.	1	0.0	9	1	.	1	0.0
7	Brandon Turnage	1	.	.	.	0.0	.	.	1	.	.	.	2	.	.	.	0.0	.	.	1	.	.	.
45	Thomas Fletcher	5	.	.	.	0.0	.	.	.	1	.	.	47	1	1	2	0.0	.	.	.	1	.	.
	Total	6	243	148	391	38	9	7	34	4	4	.											
	Opponents	6	254	154	408	27	10	2	15	4	3	.											

2020 RECAPS AND BOX SCORES



2/2	ALABAMA (1-0, 1-0 SEC)	38
	MISSOURI (0-1, 0-1 SEC)	19

SATURDAY, SEPTEMBER 26 • MEMORIAL STADIUM • COLUMBIA, MO.
ATTENDANCE: 11,738 • TV: ESPN

COLUMBIA, Mo. — The second-ranked Alabama Crimson Tide began the 2020 campaign with a 38-19 win over the Missouri Tigers on Saturday night at Memorial Stadium. The Tide opened the season with a win for the 14th straight year under head coach Nick Saban.

On offense, Alabama was led by Najee Harris' career-high tying three rushing scores. The senior carried the ball 17 times for 92 yards while adding two catches for eight yards. Junior Jaylen Waddle paced all receivers with two scores and 134 yards on a career-high eight catches. Mac Jones finished his season-opening start an efficient 18-of-24 for 249 yards and two scores, connecting with Waddle on touchdowns of 18 and 23 yards.

Redshirt junior Daniel Wright paced all Tide defenders with a career-high 11 tackles, including one for loss. His tackle for loss was part of Alabama's 8.0 for -37 yards. The 8.0 tackles for loss were the most by a Tide defense since UA posted 10.0 against Mississippi State on Nov. 10, 2018. Alabama also racked up 3.0 sacks with juniors Josh Jobe and LaBryan Ray each recording a sack while sophomore Christian Harris rounded out the group.

	1	2	3	4	Score
Alabama	14	14	7	3	38
Missouri	0	3	3	13	19

SCORING SUMMARY

1st	07:46	UA	Najee Harris 1 yd run (Will Reichard kick), 12-66 4:47	UA 7 - MU 0
	04:14	UA	Jaylen Waddle 18 yd pass from Mac Jones (Will Reichard kick), 4-66 1:13	UA 14 - MU 0
2nd	14:37	UA	Najee Harris 1 yd run (Will Reichard kick), 8-91 2:16	UA 21 - MU 0
	06:00	MU	Harrison Mevis 27 yd field goal, 12-50 4:30	UA 21 - MU 3
	01:38	UA	Jaylen Waddle 23 yd pass from Mac Jones (Will Reichard kick), 10-75 4:22	UA 28 - MU 3
3rd	09:45	UA	Najee Harris 8 yd run (Will Reichard kick), 5-37 2:07	UA 35 - MU 3
	01:09	MU	Harrison Mevis 37 yd field goal, 18-55 8:36	UA 35 - MU 6
4th	08:28	MU	Tyler Badie 54 yd pass from Shawn Robinson (Harrison Mevis kick), 2-57 0:35	UA 35 - MU 13
	02:05	UA	Will Reichard 34 yd field goal, 4-2 1:31	UA 38 - MU 13
	00:00	MU	Connor Bazalak 7 yd run, 14-75 2:05	UA 38 - MU 19

	UA	MU
FIRST DOWNS	22	20
RUSHES-YARDS (NET)	36-111	34-69
PASSING YDS (NET)	303	253
Passes Comp-Att-Int	23-32-0	26-39-0
TOTAL OFFENSE PLAYS-YARDS	68-414	73-322
Fumble Returns-Yards	0-0-0	1-8-0
Punt Returns-Yards	0-0-0	2-2-0
Kickoff Returns-Yards	0-0-0	2-38-0
Interception Returns-Yards	0-0-0	0-0-0
Punts (Number-Avg)	3-39.0	3-39.0
Fumbles-Lost	1-1	3-2
Penalties-Yards	7-49	3-20
Possession Time	31:25	28:35
Third-Down Conversions	9 of 14	8 of 16
Fourth-Down Conversions	0 of 0	2 of 3
Red-Zone Scores-Chances	5-6	3-3
Sacks By: Number-Yards	3-30	2-17

RUSHING: UA - Najee Harris 17-98; Brian Robinson Jr. 4-18; Mac Jones 1-4; Bryce Young 4-2; Trey Sanders 9-1; DeVonta Smith 1-minus 12. MU - Larry Rountree III 14-67; Connor Bazalak 3-12; Tyler Badie 4-11; Jalen Knox 2-9; Kris Abrams-Draine 1-3; Dawson Downing 1-2; Damon Hazelton 1-0; Shawn Robinson 8-minus 35.

PASSING: UA - Mac Jones 18-24-0-249; Bryce Young 5-8-0-54. MU - Shawn Robinson 19-25-0-185; Connor Bazalak 7-14-0-68.

RECEIVING: UA - Jaylen Waddle 8-134; DeVonta Smith 8-89; John Metchie III 2-42; Najee Harris 2-8; Miller Forristall 1-34; Trey Sanders 1-minus 2; Brian Robinson Jr. 1-minus 2. MU - Jalen Knox 5-63; Damon Hazelton 5-34; Dominic Gicinto 3-44; Barrett Banister 3-27; Daniel Parker Jr. 3-6; Keke Chism 2-12; Tyler Badie 1-54; Niko Hea 1-9; Tauskie Dove 1-9; Dawson Downing 1-7; Shawn Robinson 1-minus 12.

INTERCEPTIONS: None.

FUMBLES: UA - Bryce Young 1-1. MU - Shawn Robinson 2-1; Barrett. Banister 1-1.



13/13	TEXAS A&M (1-1, 1-1 SEC)	24
2/2	ALABAMA (2-0, 2-0 SEC)	52

SATURDAY, OCTOBER 3 • BRYANT-DENNY STADIUM • TUSCALOOSA, ALA.
ATTENDANCE: 19,424 • TV: CBS

TUSCALOOSA, Ala. — The second-ranked Alabama Crimson Tide won its 19th-consecutive home opener with a 52-24 victory over No. 13 Texas A&M on Saturday at Bryant-Denny Stadium. UA moves to 2-0 on the season, while the Aggies dip to 1-1.

The Tide offense shined, collecting 544 total yards of offense in the win. Redshirt junior quarterback Mac Jones finished 20-of-27 for a career-high 435 yards and four scores. Sophomore John Metchie III led the receivers with a career-best five catches for 181 yards and two touchdowns, while junior Jaylen Waddle added another five receptions for 142 yards and a score. Senior running back Brian Robinson Jr. rushed for a game-high 60 yards on 10 carries, while fellow senior Najee Harris recorded two rushing touchdowns and 43 yards on the ground.

On defense, Alabama forced a pair of turnovers, which included a 47-yard interception return for a touchdown by redshirt junior Daniel Wright and another interception in the end zone for freshman Malachi Moore. Sophomore Christian Harris racked up 10 tackles and a quarterback hurry, while sophomore Jordan Battle added nine tackles and a pass breakup.

	1	2	3	4	Score
Texas A&M	7	7	3	7	24
Alabama	14	21	7	10	52

SCORING SUMMARY

1st	09:19	UA	John Metchie III 78 yd pass from Mac Jones (Will Reichard kick), 3-80 1:18	TAMU 0 - UA 7
	03:58	UA	Najee Harris 6 yd run (Will Reichard kick), 7-66 3:14	TAMU 0 - UA 14
	01:13	TAMU	Ainias Smith 47 yd pass from Kellen Mond (Seth Small kick), 5-75 2:45	TAMU 7 - UA 14
2nd	14:44	TAMU	Ryan Renick 17 yd pass from Kellen Mond (Seth Small kick), 1-17 0:06	TAMU 14 - UA 14
	09:07	UA	Najee Harris 2 yd run (Will Reichard kick), 7-66 2:34	TAMU 14 - UA 21
	06:19	UA	Daniel Wright 47 yd interception return (Will Reichard kick)	TAMU 14 - UA 28
	00:22	UA	DeVonta Smith 2 yd pass from Mac Jones (Will Reichard kick), 8-64 0:59	TAMU 14 - UA 35
3rd	09:03	TAMU	Seth Small 29 yd field goal, 12-40 4:59	TAMU 17 - UA 35
	07:24	UA	Jaylen Waddle 87 yd pass from Mac Jones (Will Reichard kick), 3-75 1:39	TAMU 17 - UA 42
4th	10:14	UA	Will Reichard 27 yd field goal, 10-68 5:32	TAMU 17 - UA 45
	07:25	TAMU	Ainias Smith 14 yd pass from Kellen Mond (Seth Small kick), 7-75 2:48	TAMU 24 - UA 45
	05:33	UA	John Metchie III 63 yd pass from Mac Jones (Will Reichard kick), 4-75 1:52	TAMU 24 - UA 52

	TAMU	UA
FIRST DOWNS	25	22
RUSHES-YARDS (NET)	30-115	28-109
PASSING YDS (NET)	335	435
Passes Comp-Att-Int	26-47-2	20-27-1
TOTAL OFFENSE PLAYS-YARDS	77-450	55-544
Fumble Returns-Yards	0-0-0	0-0-0
Punt Returns-Yards	0-0-0	1-11-0
Kickoff Returns-Yards	0-0-0	0-0-0
Interception Returns-Yards	1-43-0	2-47-1
Punts (Number-Avg)	2-39.5	2-33.0
Fumbles-Lost	0-0	0-0
Penalties-Yards	7-58	6-40
Possession Time	37:42	22:18
Third-Down Conversions	10 of 17	5 of 10
Fourth-Down Conversions	0 of 2	0 of 0
Red-Zone Scores-Chances	3-5	4-4
Sacks By: Number-Yards	1-4	0-0

RUSHING: TAMU - Haynes King 5-43; Ainias Smith 5-29; Isaiah Spiller 11-25; Kellen Mond 8-19; TEAM 1-minus 1. UA - Brian Robinson Jr. 10-60; Najee Harris 12-43; Trey Sanders 2-14; Jaylen Waddle 1-3; Mac Jones 2-minus 2; TEAM 1-minus 9.

PASSING: TAMU - Kellen Mond 25-44-1-318; Haynes King 1-3-1-17. UA - Mac Jones 20-27-1-435.

RECEIVING: TAMU - Jalen Wydermyer 8-82; Ainias Smith 6-123; Chase Lane 6-62; Jalen Preston 2-27; Kam Brown 2-18; Ryan Renick 1-17; Caleb Chapman 1-6. UA - DeVonta Smith 6-63; John Metchie III 5-181; Jaylen Waddle 5-142; Najee Harris 2-26; Miller Forristall 2-23.

INTERCEPTIONS: TAMU - DeMarvin Leal 1-43. UA - Malachi Moore 1-0; Daniel Wright 1-47.

FUMBLES: None.

2020 RECAPS AND BOX SCORES



2/2	ALABAMA (3-0, 3-0 SEC)	63
	OLE MISS (1-2, 1-2 SEC)	48

SATURDAY, OCTOBER 10 • VAUGHT-HEMINGWAY STADIUM • OXFORD, MISS.
ATTENDANCE: 14,419 • TV: ESPN

OXFORD, Miss. — No. 2/2 Alabama football moved to 3-0 after a 63-48 win at Ole Miss on Saturday evening at Vaught-Hemingway Stadium. The win moved Alabama head coach Nick Saban to 21-0 against his former assistants during his time as the head coach of the Crimson Tide.

Najee Harris led the offense with a career day on the ground. The senior carried 23 times for a career-high 206 yards and five rushing touchdowns. His 200-plus yard performance was the 19th 200-plus yard outing by a Crimson Tide rusher in program history while the five touchdowns tied for the UA all-time mark in a single game. Redshirt junior Mac Jones was efficient through the air once again, going 28-of-32 for 417 yards and two touchdowns. He found his leading receiver DeVonta Smith 13 times for 164 yards and a touchdown, tying the senior for the all-time mark for catches in a single game. Also eclipsing the 100-yard marker was Jaylen Waddle as the junior caught six balls for 120 yards.

The Alabama defense was led by senior Dylan Moses who finished with a career-high 13 tackles, including half a stop for a loss (-1 yard). Moses was followed by sophomore Jordan Battle who totaled 11 tackles with half a tackle for loss (-1 yard) and a pass breakup. Alabama got to the Ole Miss quarterback twice on the night with redshirt junior Christopher Allen notching one sack (-10 yards) while redshirt sophomore Christian Barnore contributed the second sack (-3 yards).

	1	2	3	4	Score
Alabama	7	14	21	21	63
Ole Miss	7	14	14	13	48

SCORING SUMMARY

1st	14:06	UM	Kenny Yeboah 6 yd pass from Matt Corral (Luke Logan kick), 4-75 0:54	UA 0 - UM 7
	09:29	UA	DeVonta Smith 14 yd pass from Mac Jones (Will Reichard kick), 10-85 4:37	UA 7 - UM 7
2nd	13:31	UM	Jerrion Ealy 3 yd run (Luke Logan kick), 10-93 3:45	UA 7 - UM 14
	06:51	UA	Brian Robinson Jr. 1 yd run (Will Reichard kick), 6-72 2:31	UA 14 - UM 14
	03:15	UM	Snoop Conner 2 yd run (Luke Logan kick), 11-75 3:36	UA 14 - UM 21
	01:00	UA	Najee Harris 5 yd run (Will Reichard kick), 8-75 2:15	UA 21 - UM 21
3rd	13:45	UA	Najee Harris 33 yd run (Will Reichard kick), 4-85 1:13	UA 28 - UM 21
	12:47	UM	Kenny Yeboah 88 yd pass from Matt Corral (Luke Logan kick), 3-79 0:50	UA 28 - UM 28
	10:19	UA	Miller Forristall 3 yd pass from Mac Jones (Will Reichard kick), 6-52 2:21	UA 35 - UM 28
	06:19	UM	Jerrion Ealy 9 yd run (Luke Logan kick), 10-75 4:00	UA 35 - UM 35
	02:39	UA	Najee Harris 3 yd run (Will Reichard kick), 7-72 3:35	UA 42 - UM 35
4th	11:31	UM	Snoop Conner 1 yd run (Luke Logan kick), 16-75 6:08	UA 42 - UM 42
	10:00	UA	Najee Harris 16 yd run (Will Reichard kick), 4-44 1:31	UA 49 - UM 42
	07:01	UM	Luke Logan 39 yd field goal, 8-54 2:59	UA 49 - UM 45
	03:16	UA	DeVonta Smith 14 yd run (Will Reichard kick), 8-90 3:39	UA 56 - UM 45
	01:29	UM	Luke Logan 29 yd field goal, 7-64 1:47	UA 56 - UM 48
	01:09	UA	Najee Harris 39 yd run (Will Reichard kick), 3-44 0:19	UA 63 - UM 48

	UA	UM
FIRST DOWNS	37	31
RUSHES-YARDS (NET)	39-306	57-268
PASSING YDS (NET)	417	379
Passes Comp-Att-Int	28-32-0	22-29-0
TOTAL OFFENSE PLAYS-YARDS	71-723	86-647
Fumble Returns-Yards	0-0-0	1-6-0
Punt Returns-Yards	0-0-0	0-0-0
Kickoff Returns-Yards	5-67-0	2-22-0
Interception Returns-Yards	0-0-0	0-0-0
Punts (Number-Avg)	1-49.0	2-40.5
Fumbles-Lost	1-1	0-0
Penalties-Yards	8-76	6-67
Possession Time	28:45	31:15
Third-Down Conversions	6 of 7	9 of 17
Fourth-Down Conversions	0 of 0	4 of 4
Red-Zone Scores-Chances	7-8	7-7
Sacks By: Number-Yards	2-13	1-6

RUSHING: UA - Najee Harris 23-206; Brian Robinson Jr. 10-76; DeVonta Smith 1-14; Jaylen Waddle 1-11; Mac Jones 3-1; TEAM 2-minus 2. UM - Snoop Conner 21-128; Jerrion Ealy 19-120; Matt Corral 13-40; Elijah Moore 1-3; John Rhys Plumlee 1-0; TEAM 2-minus 23.

PASSING: UA - Mac Jones 28-32-0-417. UM - Matt Corral 21-28-0-365; John Rhys Plumlee 1-1-0-14.

RECEIVING: UA - DeVonta Smith 13-164; Jaylen Waddle 6-120; John Metchie III 4-75; Najee Harris 3-42; Miller Forristall 2-16. UM - Elijah Moore 11-143; Kenny Yeboah 7-181; Jerrion Ealy 1-18; Snoop Conner 1-15; Jonathan Mingo 1-11; Dontario Drummond 1-11.

INTERCEPTIONS: None.

FUMBLES: UA - Najee Harris 1-1.



3/3	GEORGIA (3-1, 3-1 SEC)	24
2/2	ALABAMA (4-0, 4-0 SEC)	41

SATURDAY, OCTOBER 17 • BRYANT-DENNY STADIUM • TUSCALOOSA, ALA.
ATTENDANCE: 19,424 • TV: CBS

TUSCALOOSA, Ala. — The No. 2/2 Alabama football team moved to 4-0 on the season after downing No. 3/3 Georgia, 41-24, Saturday night in Bryant-Denny Stadium. After trailing 24-20 at the half, the Crimson Tide blanked the Bulldogs in the second half, scoring 21 unanswered points. The victory gave UA head coach Nick Saban his third consecutive win over a former assistant coach this season and moved him to 22-0 against his protégés during his time as the Crimson Tide's head coach.

Mac Jones notched his third consecutive game with 400-plus yards passing, going 24-for-32 for 417 yards on the night, tallying four touchdowns through the air and one interception. Jones connected with DeVonta Smith for a pair of scores and Jaylen Waddle and John Metchie Jr. III for one each. Smith had 11 catches for 167, while Waddle had six catches for a career-best 161 yards. Saturday marked the second game in a row that both Smith and Waddle went over 100 yards receiving. Waddle has topped 100 yards in all four games this season. Najee Harris led all rushers with 152 yards on a career-best 31 carries. With his third quarter score, Harris has now posted at least one rushing TD in each of his last 11 games.

The Alabama defense came away with a trio of interceptions, including two in back-to-back third-quarter drives which contributed to Alabama shutting down the Bulldogs in the second half. Malachi Moore (1-42), Daniel Wright (1-18) and Justin Eboigbe (1-4) all recorded interceptions. DeMarcco Hellams (11) and Dylan Moses (10) both recorded double-digit tackles, while Moses (-12 yards) and Christian Barnore (-2 yards) each collected a sack.

	1	2	3	4	Score
Georgia	7	17	0	0	24
Alabama	7	13	14	7	41

SCORING SUMMARY

1st	13:16	UA	John Metchie III 40 yd pass from Mac Jones (Will Reichard kick), 3-58 0:52	UGA 0 - UA 7
	01:53	UGA	Zamir White 10 yd run (Jack Podlesny kick), 8-57 2:40	UGA 7 - UA 7
2nd	14:49	UGA	James Cook 82 yd pass from Stetson Bennett (Jack Podlesny kick), 2-86 0:13	UGA 14 - UA 7
	09:00	UA	Will Reichard 33 yd field goal, 13-60 5:49	UGA 14 - UA 10
	05:42	UGA	Jack Podlesny 50 yd field goal, 10-44 3:18	UGA 17 - UA 10
	03:06	UA	DeVonta Smith 17 yd pass from Mac Jones (Will Reichard kick), 6-75 2:36	UGA 17 - UA 17
	00:23	UGA	Jermaine Burton 5 yd pass from Stetson Bennett (Jack Podlesny kick), 12-66 2:43	UGA 24 - UA 17
	00:00	UA	Will Reichard 52 yd field goal, 5-41 0:23	UGA 24 - UA 20
3rd	04:00	UA	Jaylen Waddle 90 yd pass from Mac Jones (Will Reichard kick), 2-91 0:49	UGA 24 - UA 27
	00:51	UA	Najee Harris 2 yd run (Will Reichard kick), 5-56 1:58	UGA 24 - UA 34
4th	09:32	UA	DeVonta Smith 13 yd pass from Mac Jones (Will Reichard kick), 10-45 5:16	UGA 24 - UA 41

	UGA	UA
FIRST DOWNS	20	33
RUSHES-YARDS (NET)	7-145	10-147
PASSING YDS (NET)	269	417
Passes Comp-Att-Int	18-40-3	24-33-1
TOTAL OFFENSE PLAYS-YARDS	70-414	76-564
Fumble Returns-Yards	0-0-0	0-0-0
Punt Returns-Yards	0-0-0	1-2-0
Kickoff Returns-Yards	6-161-0	1-22-0
Interception Returns-Yards	1-0-0	3-64-1
Punts (Number-Avg)	4-49.0	4-32.8
Fumbles-Lost	1-0	0-0
Penalties-Yards	6-52	6-43
Possession Time	26:01	33:59
Third-Down Conversions	7 of 16	6 of 11
Fourth-Down Conversions	0 of 2	0 of 0
Red-Zone Scores-Chances	2-3	4-4
Sacks By: Number-Yards	3-20	2-14

RUSHING: UGA - Zamir White 10-57; Kendall Milton 6-44; James Cook 5-16; Kenny McIntosh 2-12; Stetson Bennett 6-12; Jermaine Burton 1-4. UA - Najee Harris 31-152; Brian Robinson Jr. 7-20; Jaylen Waddle 1-minus 2; TEAM 1-minus 3; Mac Jones 3-minus 20.

PASSING: UGA - Stetson Bennett 18-40-3-269. UA - Mac Jones 24-32-1-417; TEAM 0-1-0-0.

RECEIVING: UGA - George Pickens 5-53; James Cook 4-101; Jermaine Burton 4-58; Kearis Jackson 2-23; Rosemy Jacksaint 1-18; Tre' McKitty 1-10; John FitzPatrick 1-6. UA - DeVonta Smith 11-167; Jaylen Waddle 6-161; John Metchie III 3-50; Miller Forristall 3-29; Najee Harris 1-10.

INTERCEPTIONS: UGA - Richard LeCounte 1-0. UA - Daniel Wright 1-18; Malachi Moore 1-42; Justin Eboigbe 1-4.

FUMBLES: UGA - Stetson Bennett 1-0.

2020 RECAPS AND BOX SCORES



2/2

ALABAMA (5-0, 5-0 SEC)

48

TENNESSEE (2-3, 2-3 SEC)

17

SATURDAY, OCTOBER 24 • NEYLAND STADIUM • KNOXVILLE, TENN.
ATTENDANCE: 23,394 • TV: CBS

KNOXVILLE, Tenn. — The No. 2/2 Alabama football team moved to 5-0 on the season with a 48-17 win at Tennessee Saturday afternoon in Neyland Stadium. The win extended several streaks for the Crimson Tide, including 14-straight victories against the Volunteers, 29-consecutive wins against Southeastern Conference East Division opponents and 94 straight against unranked opponents.

The victory also gave UA head coach Nick Saban his fourth of the season over a former assistant coach, moving him to 23-0 against his protégés during his time as Alabama's head coach.

With its 48 points against the Vols, Alabama has now tallied 35-or-more points in each of its last 18 games, the longest streak in major college football history. Najee Harris led the scoring onslaught with three rushing touchdowns to go with a game-best 96 yards on the ground as well as 61-receiving yards.

Mac Jones set an Alabama record with 19-consecutive completions after closing last week's Georgia game with eight straight and starting Saturday's contest with 11 in a row. On the day, Jones was 25-of-31 for 387 through the air, adding a one-yard rushing touchdown in the first quarter. John Metchie III caught seven passes for a game-best 151 yards, including a long of 45 yards.

Christian Harris led the Crimson Tide defense with 10 tackles while Malachi Moore notched his third turnover in his first five games Saturday, forcing a fumble and scooping it up for a 28-yard touchdown to start the second half.

	1	2	3	4	Score
Alabama	14	14	14	6	48
Tennessee	0	10	7	0	17

SCORING SUMMARY

1st	07:40	UA	Najee Harris 1 yd run (Will Reichard kick), 6-70 2:50	UA 7 - UT 0
	02:54	UA	Mac Jones 1 yd run (Will Reichard kick), 7-76 3:35	UA 14 - UT 0
2nd	12:11	UT	Brent Cimaglia 33 yd field goal, 13-60 5:43	UA 14 - UT 3
	08:12	UA	Brian Robinson Jr. 7 yd run (Will Reichard kick), 9-75 3:59	UA 21 - UT 3
	06:13	UT	Jalin Hyatt 38 yd pass from Jarrett Guarantano (Brent Cimaglia kick), 6-75 1:59	UA 21 - UT 10
	04:04	UA	Najee Harris 2 yd run (Will Reichard kick), 5-75 2:09	UA 28 - UT 10
3rd	14:27	UA	Malachi Moore 28 yd fumble recovery (Will Reichard kick)	UA 35 - UT 10
	04:19	UA	Najee Harris 1 yd run (Will Reichard kick), 11-80 5:51	UA 42 - UT 10
	02:52	UT	Josh Palmer 27 yd pass from Jarrett Guarantano (Brent Cimaglia kick), 4-85 1:20	UA 42 - UT 17
4th	14:54	UA	Will Reichard 39 yd field goal, 7-23 2:58	UA 45 - UT 17
	04:22	UA	Will Reichard 24 yd field goal, 12-60 5:45	UA 48 - UT 17

	UA	UT
FIRST DOWNS	30	16
RUSHES-YARDS (NET)	9-170	7-139
PASSING YDS (NET)	417	163
Passes Comp-Att-Int	28-36-0	14-25-0
TOTAL OFFENSE PLAYS-YARDS	76-587	63-302
Fumble Returns-Yards	1-28-1	0-0-0
Punt Returns-Yards	1-4-0	0-0-0
Kickoff Returns-Yards	1-15-0	2-33-0
Interception Returns-Yards	0-0-0	0-0-0
Punts (Number-Avg)	2-34.5	6-45.8
Fumbles-Lost	1-1	1-1
Penalties-Yards	7-45	8-33
Possession Time	34:38	25:22
Third-Down Conversions	7 of 12	4 of 16
Fourth-Down Conversions	0 of 0	2 of 4
Red-Zone Scores-Chances	7-7	1-1
Sacks By: Number-Yards	0-0	2-8

RUSHING: UA - Najee Harris 20-96; Trey Sanders 7-39; Brian Robinson Jr. 4-29; Mac Jones 5-4; Roydell Williams 2-3; Slade Bolden 1-1; Bryce Young 1-minus 2. UT - Eric Gray 19-57; Ty Chandler 10-37; Jarrett Guarantano 3-22; Brent Maurer 1-15; Jabari Small 5-8.

PASSING: UA - Mac Jones 25-31-0-387; Bryce Young 3-5-0-30. UT - Jarrett Guarantano 13-24-0-162; Brian Maurer 1-1-0-1.

RECEIVING: UA - John Metchie III 7-151; DeVonta Smith 7-73; Slade Bolden 6-94; Najee Harris 6-61; Miller Forristall 1-25; Jahleel Billingsley 1-13. UT - Josh Palmer 4-57; Eric Gray 3-5; Jalin Hyatt 2-86; Princeton Fant 1-8; Ramel Keyton 1-4; Velus Jones Jr. 1-4; Jabari Small 1-1; Ty Chandler 1-minus 2.

INTERCEPTIONS: None.

FUMBLES: UA - Slade Bolden 1-1. UT - Eric Gray 1-1.



2/2

MISSISSIPPI STATE (1-4, 1-4 SEC)

0

ALABAMA (6-0, 6-0 SEC)

41

SATURDAY, OCTOBER 31 • BRYANT-DENNY STADIUM • TUSCALOOSA, ALA.
ATTENDANCE: 19,424 • TV: ESPN

TUSCALOOSA, Ala. — The No. 2/2 Alabama football team blanked Mississippi State, 41-0, to take the win in Bryant-Denny Stadium Saturday night. It marked the Crimson Tide's first shutout since downing Mississippi State 24-0 in Tuscaloosa on November 10, 2018. With the victory, the Alabama goes to 6-0 on the season, while the Bulldogs drop to 1-4.

After scoring 41 on the night, Alabama has now tallied 35-or-more points in each of its last 19 games, the longest streak in major college football history. DeVonta Smith hauled in four Mac Jones' passes for touchdowns, accounting for the bulk of the Tide's scoring.

Jones and Smith were in synch throughout the game with Smith catching 11 passes for 203 yards to go with his four touchdowns, tallying 159 yards and three scores in the first half. Overall, Jones threw for 291 yards on 24-of-31 passing with four touchdowns. Najee Harris led all rushers with 119 yards on 21 carries, while adding 36 yards on 11 catches.

Patrick Surtain II closed out the scoring with a 25-yard interception return for a score with just over two minutes left in the fourth quarter. It was his first interception of the season, fourth of his career and his first pick six. While Alabama's defense scored for the third time this season, it held the Bulldog offense scoreless for the first time in 2020. Malachi Moore led the Tide with eight tackles while Brian Branch and Dylan Moses both had seven stops apiece. Christopher Allen and Phidarian Mathis both notched sacks on the night.

	1	2	3	4	Score
Mississippi State	0	0	0	0	0
Alabama	17	10	0	14	41

SCORING SUMMARY

1st	11:57	UA	Will Reichard 40 yd field goal, 8-61 3:03	MSU 0 - UA 3
	05:04	UA	DeVonta Smith 35 yd pass from Mac Jones (Will Reichard kick), 6-61 1:58	MSU 0 - UA 10
	02:14	UA	DeVonta Smith 53 yd pass from Mac Jones (Will Reichard kick), 3-57 1:12	MSU 0 - UA 17
2nd	14:52	UA	Will Reichard 24 yd field goal, 5-35 1:18	MSU 0 - UA 20
	01:43	UA	DeVonta Smith 11 yd pass from Mac Jones (Will Reichard kick), 12-88 5:35	MSU 0 - UA 27
4th	13:50	UA	DeVonta Smith 10 yd pass from Mac Jones (Will Reichard kick), 9-99 3:48	MSU 0 - UA 34
	02:12	UA	Patrick Surtain II 25 yd interception return (Will Reichard kick)	MSU 0 - UA 41

	MSU	UA
FIRST DOWNS	12	26
RUSHES-YARDS (NET)	15-37	40-208
PASSING YDS (NET)	163	291
Passes Comp-Att-Int	28-48-2	24-33-0
TOTAL OFFENSE PLAYS-YARDS	63-200	73-499
Fumble Returns-Yards	1-13-0	0-0-0
Punt Returns-Yards	0-0-0	4-26-0
Kickoff Returns-Yards	4-72-0	1-17-0
Interception Returns-Yards	0-0-0	2-26-1
Punts (Number-Avg)	10-38.8	4-38.0
Fumbles-Lost	1-1	2-1
Penalties-Yards	9-85	10-71
Possession Time	28:18	31:42
Third-Down Conversions	2 of 15	6 of 14
Fourth-Down Conversions	2 of 2	0 of 2
Red-Zone Scores-Chances	0-1	3-4
Sacks By: Number-Yards	1-10	2-11

RUSHING: MSU - Jo'quavious Marks 9-32; Will Rogers 2-4; Dillon Johnson 1-1; Lee Witherspoon 1-0; K.J. Costello 2-0. UA - Najee Harris 21-119; Trey Sanders 12-80; Brian Robinson Jr. 2-5; Mac Jones 4-4; Bryce Young 1-0.

PASSING: MSU - Will Rogers 24-37-2-147; K.J. Costello 4-11-0-16. UA - Mac Jones 24-31-0-291; Bryce Young 0-2-0-0.

RECEIVING: MSU - Jo'quavious Marks 8-38; Lee Witherspoon 4-25; Dillon Johnson 4-13; Austin Williams 3-32; Jaden Walley 3-18; Osirus Mitchell 2-17; JaVonta Payton 2-16; Brad Cumbest 1 2 0 2; Malik Heath 1-2. UA - DeVonta Smith 11-203; Najee Harris 6-36; Slade Bolden 3-20; John Metchie III 3-18; Miller Forristall 1-14.

INTERCEPTIONS: UA - Dylan Moses 1-1; Patrick Surtain II 1-25.

FUMBLES: MSU - Jo'quavious Marks 1-1. UA - Mac Jones 1-0; Bryce Young 1-1.



CHASE ALLEN

PLACEKICKER

Fr. • 6-2 • 188 • HS

Colleyville, Texas/
Colleyville Heritage

82 A

FRESHMAN (2020): Walk-on who joined the Crimson Tide this season ... assumed the starting kickoff duties for the first four games. **Missouri:** Made the start at placekicker, taking over the kickoff duties ... totaled 398 yards and three touchbacks on seven kicks. **Texas A&M:** Kicked off six times for 265 yards for an average of 44.2 yards per boot with one touchback. **Ole Miss:** Totaled 507 yards on his 10 kickoffs ... averaged 50.7 yards per kick with three touchbacks. **Georgia:** Kicked off twice for 106 yards to average 53.0 yards on his kicks. **Mississippi State:** Came in once on the night, totaling 65 yards and a touchback on the kickoff.

CAREER STATISTICS

KICKOFFS	Year	No.	Yards	Avg.	TB	OB
	2020	25	1,276	51.0	7	1

CAREER BESTS

Kickoffs	10 at Ole Miss, 2020
Kickoff Yards	507 at Ole Miss, 2020
Kickoff Average	56.9 at Missouri, 2020



CHRISTOPHER ALLEN

LINEBACKER

R-Jr. • 6-4 • 252 • 2L

Baton Rouge, La./
Southern Lab School

4 A

JUNIOR (2020): Experienced outside linebacker who provides UA with a pass-rush threat off the edge ... leads the Tide defense in tackles for loss with six (-25 yards) as part of his 20 total tackles on the season ... also registered two sacks (-17 yards) and two quarterback pressures ... selected as a defensive player of the week by the Alabama coaching staff for his play against Texas A&M, Ole Miss, Georgia and Mississippi State. **Missouri:** Recorded a pair of tackles and was credited with two quarterback hurries by the Tide coaches in the season opener. **Texas A&M:** Provided pressure off the edge all afternoon ... finished with three tackles, including one for loss (-2 yards) ... also contributed a quarterback hurry ... earned defensive player of the week recognition from the UA coaches for his efforts against the Aggies. **Ole Miss:** Totaled

a career-high seven tackles, including a team-leading 2.0 for loss (-11 yards) ... earned defensive player of the week recognition from the Alabama staff for a second straight week. **Georgia:** Picked up defensive player of the week accolades once again thanks to his consistent play in the top-three matchup ... recorded four tackles, including one for loss (-4 yards) ... added one quarterback hurry as UA forced the Bulldogs into an 18-of-40 night that included three interceptions. **Tennessee:** Continued his steady play off the edge ... finished with two tackles, including one for loss (-1 yard). **Mississippi State:** Posted two tackles, one of which was a sack (-7 yards) ... played a big role on an Alabama defensive unit that allowed just 200 yards of offense to the Bulldogs ... earned defensive player of the week recognition from the Tide coaches for his play on Halloween.

CAREER STATISTICS

Year	G-S	Tackles					Fumbles				
		TT	UT	AT	TFL	QBH	Sacks	FF	FR	PBU	INT
2017	7-0	6	4	2	1-2	2	0-0	1	0-0	0	0-0
2018					DID NOT PLAY DUE TO INJURY						
2019	13-0	11	6	5	4-5-9	2	0-5-3	0	0-0	0	0-0
2020	6-2	20	12	8	6-25	2	2-17	0	0-0	0	0-0
TOTAL	26-2	37	22	15	11-5-36	6	2-5-20	1	0-0	0	0-0

CAREER BESTS

Tackles	7 at Ole Miss, 2020
Tackles for Loss	2 at Ole Miss, 2020
Yards Lost	11 at Ole Miss, 2020
Sacks	1 (twice); last vs. Mississippi State, 2020
Yards Lost	10 at Ole Miss, 2020
Quarterback Hurries	1 (six times); last vs. Georgia, 2020
Forced Fumbles	1 vs. Ole Miss, 2017



WILL ANDERSON JR.

LINEBACKER

Fr. • 6-4 • 235 • HS

Hampton, Ga./
Dutchtown

31 A

FRESHMAN (2020): Combines speed and strength to provide the Tide with a pass-rushing threat ... earned the starting job at jack linebacker during the fall ... started every game this season and totaled 22 tackles with three for loss (-12 yards) ... also notched four quarterback pressures ... added to the Bednarik Award Watch List prior to the Kentucky game ... picked up defensive player of the week accolades from the Alabama coaching staff for his play against Mississippi State. **Missouri:** Started the season opener and made an immediate impact ... recorded three tackles and was credited with three quarterback pressures by the Tide coaches in the opener. **Texas A&M:** Made a second straight start at outside linebacker ... totaled three more tackles, including his first for loss (-4 yards) ... added one quarterback hurry against the Aggies. **Ole Miss:** Continued to excel in the starter role, finishing with five tackles against the Rebels. **Georgia:** Pressured

the UGA quarterback while adding four stops in the top-three matchup. **Tennessee:** Recorded two tackles against the Vols. **Mississippi State:** Was nearly unblockable against the Bulldogs ... finished his night with five total tackles, including two for loss (-8 yards) ... added two quarterback pressures off the edge ... selected as one of the defensive players of the week by the UA coaching staff for his efforts against State.

CAREER STATISTICS

Year	G-S	Tackles					Fumbles				
		TT	UT	AT	TFL	QBH	Sacks	FF	FR	PBU	INT
2020	6-6	22	13	9	3-12	4	0-0	0	0-0	0	0-0

CAREER BESTS

Tackles	5 (twice); last vs. Mississippi State, 2020
Tackles for Loss	2 vs. Mississippi State, 2020
Yards Lost	8 vs. Mississippi State, 2020
Quarterback Hurries	2 vs. Mississippi State, 2020



JALYN ARMOUR-DAVIS

DEFENSIVE BACK

R-So. • 6-1 • 192 • 1L

Mobile, Ala./
St. Paul's

5 A


SOPHOMORE (2020): Versatile defensive back who can play multiple positions for the Crimson Tide ... works on special teams in addition to his time in the defensive backfield. **Missouri:** Saw time against the Tigers but did not record any stats. **Texas A&M:** Worked in the home opener. **Ole Miss:** Entered on special teams in Oxford. **Georgia:** Recorded one stop on kickoff coverage against the Bulldogs. **Mississippi State:** Saw time on both special teams and defense.

CAREER STATISTICS

Year	G-S	Tackles					Fumbles				
		TT	UT	AT	TFL	QBH	Sacks	FF	FR	PBU	INT
2019	8-0	2	0	2	0-0	0	0-0	0	0-0	2	0-0
2020	5-0	1	0	1	0-0	0	0-0	0	0-0	0	0-0
TOTAL	13-0	3	0	3	0-0	0	0-0	0	0-0	2	0-0

CAREER BESTS

Tackles	2 vs. New Mexico State, 2019
Pass Breakups	1 (twice); last vs. Western Carolina, 2019



JAVON BAKER

WIDE RECEIVER

Fr. • 6-2 • 195 • HS
Powder Springs, Ga./
McEachern

5 A

FRESHMAN (2020): Talented wideout who stood out during Fall Camp ... looking to fill the void left by the injury to Jaylen Waddle. **Tennessee:** Saw his first collegiate action in the matchup in Knoxville. **Mississippi State:** Recorded snaps with the offense once again while also working on special teams.

CAREER STATISTICS

Year	Rushing					Receiving				
	G-S	Att.	Yds.	Avg.	TD	LP	Rec.	Yds.	Avg.	TD
2020	2-0	0	0	0.0	0	--	0	0	0.0	0



MARCUS BANKS

DEFENSIVE BACK

So. • 6-0 • 180 • 1L
Houston, Texas/
Dekaney

26 A

SOPHOMORE (2020): Earned playing time as a freshman and is building on that experience in his second season. **Ole Miss:** Worked on special teams in his first action of the season. **Georgia:** Recorded his first career tackle, notching one tackle on kickoff coverage. **Tennessee:** Saw time against the Vols but did not record any stats.

CAREER STATISTICS

Year	Tackles					Fumbles				
	G-S	TT	UT	AT	TFL	QBH	Sacks	FF	FR	PBU
2019	7-0	0	0	0	0-0	0	0-0	0	0-0	0
2020	3-0	0	1	0	0-0	0	0-0	0	0-0	0
TOTAL	10-0	0	1	0	0-0	0	0-0	0	0-0	0

CAREER BESTS

Tackles 1 vs. Georgia, 2020



CHRISTIAN BARMORE

DEFENSIVE LINEMAN

R-So. • 6-5 • 310 • 1L
Philadelphia, Pa./
Neumann Goretti

58 A

SOPHOMORE (2020): Disruptive force along the Tide defensive front ... recorded 12 tackles, including 2.5 tackles for loss (-5 yards) ... added two sacks (-5 yards) and has three quarterback pressures ... also broken up three passes while forcing a fumble ... missed the season opener but returned for the matchup with Texas A&M ... named one of the defensive players of the week by the Alabama coaches for his play against Mississippi State. **Texas A&M:** Entered off the bench for his first action of the season. **Ole Miss:** Contributed three tackles, including a sack (-3 yards) ... also pressured the Rebel quarterback once. **Georgia:** Joined DJ Dale to create a significant push up front all night ... recorded three tackles, including a sack (-2 yards) ... also forced a fumble and batted down a pair of passes against the Bulldogs. **Tennessee:** Broke up one pass at the line to go with his three tackles on the day. **Mississippi State:** Blew through the line repeatedly against State ... finished with two quarterback pressures to go with his three tackles, including half a stop for loss ... selected as one of the defensive players of the week by the Alabama coaches for his play on Halloween.

CAREER STATISTICS

Year	Tackles					Fumbles				
	G-S	TT	UT	AT	TFL	QBH	Sacks	FF	FR	PBU
2019	12-1	26	12	14	6-26	5	2-12	0	0-0	2
2020	5-1	12	6	6	2-5	3	2-5	1	0-0	3
TOTAL	17-2	38	18	20	8-31	8	4-17	1	0-0	5

CAREER BESTS

Tackles 6 vs. Western Carolina, 2019
Tackles for Loss 1 (six times); last vs. Georgia, 2020
Yards Lost 6 vs. Western Carolina, 2019
Sacks 1 (three times); last vs. Georgia, 2020
Yards Lost 4 (twice); last vs. Western Carolina, 2019
Quarterback Hurries 2 vs. Mississippi State, 2020
Pass Breakups 2 vs. Georgia, 2020
Forced Fumbles 1 vs. Georgia, 2020



JORDAN BATTLE

DEFENSIVE BACK

So. • 6-1 • 210 • 1L
Fort Lauderdale, Fla./
St. Thomas Aquinas

9 A

SOPHOMORE (2020): Played in all 13 games with four starts as a freshman ... moved into the starting spot at safety this season ... ranks third on the Tide defense with 32 tackles, including one for loss (-2 yards) ... also contributed two pass breakups. **Missouri:** Totaled six tackles and was credited with one quarterback hurry on the night in Columbia. **Texas A&M:** Ranked second on the UA defense with nine tackles ... added half a stop for loss (-1 yard) and a pass breakup to his stat line. **Ole Miss:** Recorded a career-high 11 tackles in the win over the Rebels, including half a tackle for loss (-1 yard) ... also broke up one pass from his safety spot. **Georgia:** Entered in the second half ... finished with two tackles by night's end. **Tennessee:** Returned to his starting safety spot but did not record any stats. **Mississippi State:** Posted four tackles against the Bulldogs.

CAREER STATISTICS

Year	Tackles					Fumbles				
	G-S	TT	UT	AT	TFL	QBH	Sacks	FF	FR	PBU
2019	13-4	30	18	12	2-6	0	1-4	0	1-4	2
2020	6-5	32	19	13	1-2	0	0-0	0	0-0	2
TOTAL	19-9	62	37	25	3-8	0	1-4	0	1-4	4

CAREER BESTS

Tackles 11 at Ole Miss, 2020
Tackles for Loss 1 (twice); last vs. Southern Miss, 2019
Yards Lost 4 at South Carolina, 2019
Sacks 1 at South Carolina, 2019
Yards Lost 4 at South Carolina, 2019
Interceptions 1 vs. Duke, 2019
Pass Breakups 1 (four times); last at Ole Miss, 2020
Fumble Recoveries 1 vs. Southern Miss, 2019
Fumble Return Yards 4 vs. Southern Miss, 2019



JAHLEEL BILLINGSLEY

TIGHT END

So. • 6-4 • 230 • 1L
Chicago, Ill./
Phillips Academy

19 A

SOPHOMORE (2020): Gained valuable experience as a freshman a season ago, playing in nine games ... provides depth at tight end. **Missouri:** Saw time against the Tigers but did not record any stats. **Texas A&M:** Worked in at tight end in the home

opener. **Georgia:** Saw extended work during the absence of Miller Forristall. **Tennessee:** Recorded his first catch of the season, taking the ball 13 yards before going out of bounds ... his effort set the Tide up for a Hail Mary pass before the halftime break. **Mississippi State:** Worked on offense against the Bulldogs.

CAREER STATISTICS

Year	G-S	Rushing					Receiving				
		Att.	Yds.	Avg.	TD	LP	Rec.	Yds.	Avg.	TD	LP
2019	9-0	0	0	0.0	0	--	2	16	8.0	0	19
2020	5-0	0	0	0.0	0	--	1	13	13.0	0	13
TOTAL	14-0	0	0	0.0	0	--	3	29	9.7	0	19

CAREER BESTS

Receptions 1 (three times); last at Tennessee, 2020
Receiving Yards 19 at Mississippi State, 2019
Long Reception 19 at Mississippi State, 2019



SLADE BOLDEN

WIDE RECEIVER

R-So. • 5-11 • 191 • 1L

West Monroe, La./
West Monroe

18 A

SOPHOMORE (2020): Multi-dimensional player who can contribute at wideout, on special teams and at quarterback. **Missouri:** Worked on special teams and offense against the Tigers. **Texas A&M:** Saw time in the home opener. **Ole Miss:** Earned time at wideout while continuing his role on special teams. **Georgia:** Worked at wideout and also saw time as the up man for the kickoff return team. **Tennessee:** Stepped up in the absence of Jaylen Waddle ... set career-high marks for receptions and yards recording six catches for 94 yards with a long of 30 ... added one rush for a gain of one ... also assumed return duties on both punt return and kickoff, bringing back one punt for a gain of four. **Mississippi State:** Totaled three receptions for 20 yards with a long gain of 13 ... also returned four punts for 26 yards with his biggest run back going for 14 yards.

CAREER STATISTICS

Year	G-S	Rushing					Receiving				
		Att.	Yds.	Avg.	TD	LP	Rec.	Yds.	Avg.	TD	LP
2018	1-0	0	0	0.0	0	--	0	0	0.0	0	--
2019	13-0	4	10	2.5	0	5	2	34	17.0	0	20
2020	6-1	1	1	1.0	0	1	9	114	12.7	0	30
TOTAL	20-1	5	11	2.2	0	5	11	148	13.5	0	30

Year	G-S	Passing					Rushing				
		Com-Att-Int	Pct.	Yds.	TD	LP	No.	Yds.	Avg.	TD	LP
2019	1-0	1-1-0	100.0	6	1	6	2	7	3.5	0	5

PUNT RETURNS

Year	G	No.	Yards	Avg.	TD	LP
2019	2	0	0	0.0	0	--
2020	3	5	30	6.0	0	14
TOTAL	5	5	30	6.0	0	14

KICKOFF RETURNS

Year	G	No.	Yards	Avg.	TD	LP
2020	3	0	0	0.0	0	--

Year	G-S	Tackles					Fumbles				
		TT	UT	AT	TFL	QBH	Sacks	FF	FR	PBU	INT
2019	13-0	6	4	2	0-0	0	0-0	1	0-0	0	0-0

CAREER BESTS

Receptions 6 at Tennessee, 2020
Receiving Yards 94 at Tennessee, 2020
Long Reception 30 at Tennessee, 2020
Rushes 1 (five times); last at Tennessee, 2020
Rushing Yards 5 vs. Ole Miss, 2019
Long Rush 5 vs. Ole Miss, 2019
Completions 1 vs. Tennessee, 2019
Attempts 1 vs. Tennessee, 2019
Passing Yards 6 vs. Tennessee, 2019
Long Pass 6 vs. Tennessee, 2019
Touchdowns (Passing) 1 vs. Tennessee, 2019
Punt Returns 4 vs. Mississippi State, 2020
Punt Return Yards 26 vs. Mississippi State, 2020
Long Punt Return 14 vs. Mississippi State, 2020
Tackles 2 at Auburn, 2019
Forced Fumbles 1 at Auburn, 2019



TANNER BOWLES

OFFENSIVE LINEMAN

R-Fr. • 6-5 • 293 • RS

Glasgow, Ky./
Glasgow

51 A

FRESHMAN (2020): Redshirted in his first season at the Capstone after seeing time in one game ... made his 2020 debut at Tennessee.



BRIAN BRANCH

DEFENSIVE BACK

Fr. • 6-0 • 190 • HS

Tyrone, Ga./
Sandy Creek

14 A

FRESHMAN (2020): Versatile defender who stood out in the secondary group during Fall Camp ... seen time in five games with one start ... selected as a defensive player of the week for his efforts against Mississippi State. **Texas A&M:** Earned his first collegiate action on special teams in the home opener. **Ole Miss:** Saw time on special teams in Oxford. **Georgia:** Recorded his first career tackle with one stop on kickoff coverage. **Tennessee:** Continued his work on special teams while seeing significant minutes in the final quarter against the Vols ... tallied one tackle to go with a quarterback hurry and a pass breakup. **Mississippi State:** Earned his first career start and took advantage of the opportunity ... finished with seven tackles to

rank second on the team in that category ... added half a tackle for loss and two pass breakups ... earned defensive player of the week accolades for his play on Halloween.

CAREER STATISTICS

Year	G-S	Tackles					Fumbles				
		TT	UT	AT	TFL	QBH	Sacks	FF	FR	PBU	INT
2020	5-1	9	6	3	0.5-0	1	0-0	0	0-0	3	0-0

CAREER BESTS

Tackles 7 vs. Mississippi State, 2020
Tackles for Loss 0.5 vs. Mississippi State, 2020
Quarterback Hurries 1 at Tennessee, 2020
Pass Breakups 2 vs. Mississippi State, 2020



DEONTE BROWN

OFFENSIVE LINEMAN

R-Sr. • 6-4 • 350 • 3L

Decatur, Ala./
Austin

65 A

SENIOR (2020): Returned for his senior season to lock down one of the Tide's starting spots at guard ... provides a wealth of experience having played in 41 career games with 19 starts ... selected as a First Team Preseason All-American by ESPN.com ... earned second-team honors from The Sporting News ... named to the Outland Trophy Watch List ... a physical presence on the interior of the Crimson Tide offensive line that blocks for the nation's No. 1 scoring offense (47.2 ppg), No. 1 pass efficiency offense (200.68), No. 2 passing offense (380.0 ypg) and No. 24 rushing attack (175.2 ypg) among teams who have played more than two games ... the entire Alabama front has surrendered just five sacks (according to PFF) while quarterback Mac Jones has been on the field and just eight for the season on 190 drop backs to rank 20th nationally (1.75 sacks per game among teams who played three or more games) ... played 377 snaps during the 2020 season and missed only assignment and committed three penalties ... allowed half of a sack, one pressure and three quarterback hurries ... selected as one of the Alabama coaching staff's offensive players of the week for his play against Texas A&M. **Missouri:** Opened holes for 98 yards on 17 carries for running back Najee Harris in the 38-19 win at Missouri while providing time for Jones to complete 18-of-24 passes for 249 yards and two scores ... did not miss an assignment ... allowed half a sack and a quarterback hurry to the Tigers. **Texas A&M:** Earned offensive player of the week honors from the Crimson Tide coaching staff after producing the highest grade along the offensive line ... did not allow a sack or a pressure ... was perfect on assignments in 56 snaps while providing time for Jones to throw for 435 yards and four touchdowns ... cleared a path for Alabama running backs to average just under five yards per rush. **Ole Miss:** Cleared a path for the second

most yards of total offense (723 yards) in school history ... opened holes for 306 rushing yards ... did not allow a sack or a pressure as Jones posted a 220.34 passer rating while throwing for 417 yards and two scores and Harris rushed for a school-record five touchdowns and a career-high 206 rushing yards while averaging 9.0 yards per carry. **Georgia:** Opened holes for 564 yards of total offense and 41 points against the nation's top-ranked defense ... helped Harris eclipse the 150-yard mark for the second straight week with 152 yards and a touchdowns on 31 carries ... it was the first rushing score allowed by the Bulldogs this year ... did not allow a sack as Jones completed 75 percent of his passes for 417 yards and four touchdowns ... allowed one hurry and one pressure. **Tennessee:** Started but played just 28 snaps but was 100 percent on assignments before leaving the game due to injury. **Mississippi State:** Opened holes for 208 yards on the ground while the Tide threw for 291 yards and four touchdowns ... helped the Tide average 6.8 yards per play and 5.2 yards per rush ... Harris ran for 119 yards on 21 carries (5.7 ypc) while Trey Sanders added 80 yards on 12 attempts ... made the calls on the line while keeping the quarterback clean ... did not allow a sack, quarterback hurry or pressure.



TOMMY BROWN

OFFENSIVE LINEMAN

R-So. • 6-7 • 320 • 1L

Santa Ana, Calif./
Mater Dei

75 A

SOPHOMORE (2020): Refined his skills along the offensive line last year as a backup tackle while also seeing time on special teams ... returned for his sophomore season and has seen action in four games this year (Texas A&M, Ole Miss, Tennessee & Mississippi State), earning 16 snaps on offense while seeing time on PAT and field goal units at Ole Miss, Tennessee and Mississippi State.



JAMIL BURROUGHS

DEFENSIVE LINEMAN

Fr. • 6-3 • 326 • HS

Powder Springs, Ga./
McEachern

98 A

FRESHMAN (2020): Talented freshman who provides depth along the defensive line ... excelled in practice to earn himself playing time. **Georgia:** Rotated in along the Tide defensive front for his first career action. **Tennessee:** Saw time against the Vols but did not record any stats. **Mississippi State:** Made an appearance along the defensive front for a third straight game.

CAREER STATISTICS

Year	Tackles					QBH	Fumbles				
	G-S	TT	UT	AT	TFL		Sacks	FF	FR	PBU	INT
2020	3-0	0	0	0	0-0	0	0-0	0	0-0	0	0-0



JAVION COHEN

OFFENSIVE LINEMAN

Fr. • 6-4 • 325 • HS

Phenix City, Ala./
Central

57 A

FRESHMAN (2020): Talented in-state prospect who can play multiple positions along the offensive line ... earned two snaps as a reserve at Tennessee and followed that with six more at home against Mississippi State.



DARRIAN DALCOURT

OFFENSIVE LINEMAN

So. • 6-3 • 300 • 1L

Havre de Grace, Md./
St. Frances Academy

71 A

SOPHOMORE (2020): In his second season as the Crimson Tide's backup center, Dalcourt has played in three games in 2020, earning three snaps off the bench against Texas A&M, two at Tennessee and seeing time against Georgia and Tennessee on the field goal/PAT unit.



DJ DALE

DEFENSIVE LINEMAN

So. • 6-3 • 307 • 1L

Birmingham, Ala./
Clay-Chalkville

94 A

SOPHOMORE (2020): Made an immediate impact as a freshman, starting all 10 games prior to a season-ending injury ... returned at full health for his sophomore campaign ... totaled 13 tackles, including one for loss (-2 yards) ... also contributed two pass breakups ... selected as one of the defensive players of the week by the Alabama coaches for his efforts against Mississippi State. **Missouri:** Recorded one tackle in the season opener ... played a key role in limiting Mizzou to just 69 yards rushing. **Texas A&M:** Started in the home opener but did not collect any stats. **Ole Miss:** Finished with five tackles against the Rebels, including one for loss (-2 yards). **Georgia:** Paired with Christian Barmore to create a disruption up front all night ... recorded a career-high six tackles ... added two batted passes at the line. **Tennessee:** Helped the Tide defense post its best all-around performance to date. **Mississippi State:** Finished with one tackle against the Bulldogs ... helped limit State's high-powered offense to only 200 yards on the night ... picked up defensive player of the week recognition from the UA coaching staff for his efforts on Halloween.

CAREER STATISTICS

Year	Tackles					QBH	Fumbles				
	G-S	TT	UT	AT	TFL		Sacks	FF	FR	PBU	INT
2019	10-10	17	6	11	3-8	1	1-6	0	1-0	0	0-0
2020	6-5	13	4	9	1-2	0	0-0	0	0-0	2	0-0
TOTAL	16-15	30	10	20	4-10	1	1-6	0	1-0	2	0-0

CAREER BESTS

Tackles 6 vs. Georgia, 2020
Tackles for Loss 1 (three times); last at Ole Miss, 2020
Yards Lost 6 at South Carolina, 2019
Sacks 1 at South Carolina, 2019
Yards Lost 6 at South Carolina, 2019
Quarterback Hurries 1 vs. New Mexico State, 2019
Pass Breakups 2 vs. Georgia, 2020
Fumble Recoveries 1 at South Carolina, 2019



BEN DAVIS

LINEBACKER

R-Sr. • 6-4 • 250 • 1L

Gordo, Ala./
Gordo

1 A

SENIOR (2020): Veteran defender who worked into a role at outside linebacker a season ago ... spent his first two seasons on the inside ... provides the Crimson Tide with an experienced pass rusher off the edge. **Missouri:** Worked in the season opener. **Texas A&M:** Saw time on special teams against the Aggies. **Ole Miss:** Played in the matchup with the Rebels. **Georgia:** Put in minutes in the top-three matchup with UGA.

CAREER STATISTICS

Year	G-S	Tackles				QBH	Sacks	Fumbles			
		TT	UT	AT	TFL			FF	FR	PBU	INT
2017	1-0	0	0	0	0-0	0	0-0	0	0-0	0	0-0
2018	2-0	0	0	0	0-0	0	0-0	0	0-0	0	0-0
2019	11-0	4	3	1	1-8	0	1-8	0	0-0	1	0-0
2020	4-0	0	0	0	0-0	0	0-0	0	0-0	0	0-0
TOTAL	18-0	4	3	1	1-8	0	1-8	0	0-0	1	0-0

CAREER BESTS

Tackles 1 (four times); last vs. Western Carolina, 2019
Tackles for Loss 1 at Mississippi State, 2019
Yards Lost 8 at Mississippi State, 2019
Sacks 1 at Mississippi State, 2019
Yards Lost 8 at Mississippi State, 2019
Pass Breakups 1 vs. Ole Miss, 2019



LANDON DICKERSON

OFFENSIVE LINEMAN

R-Sr. • 6-6 • 325 • 1L

Hickory, N.C./
South Caldwell/
Florida State

69 A

SENIOR (2020): Add Landon Dickerson's name to the long list of dominant centers in Alabama history and maybe the best interior offensive linemen in college football in 2020 ... Pro Football Focus ranks Dickerson as the top-rated center in the FBS with an overall offensive grade of 88.1 and a run-blocking grade of 90.8 ... his 90.8 PFF run-blocking grade ranks sixth among all offensive linemen ... known for his physicality and brute power up the middle, the fifth-year senior who is in his second year as the Crimson Tide's starting center ... averaged an overall blocking grade of 90.2 by the Alabama coaching staff and 98.7 on assignments ... a veteran of 19 starts at Alabama, including 15 at center ... a leading contender for

the Rimington Trophy that goes to the nation's best center ... also selected to the Outland Trophy Watch List ... makes all of the calls for a Crimson Tide offensive line that blocks for the nation's No. 1 scoring offense (47.2 ppg), No. 1 pass efficiency offense (200.68), No. 2 passing offense (380.0 ypg) and No. 24 rushing attack (175.2 ypg) among teams who have played more than two games ... the Alabama front has surrendered just five sacks (according to PFF) while quarterback Mac Jones has been on the field and just eight for the season on 190 drop backs to rank 20th nationally (1.75 sacks per game among teams who played three or more games) ... played 410 snaps in the 2020 season and has missed only two assignments and committed three penalties ... Alabama coaches have credited Dickerson with zero sacks allowed and surrendered only one quarterback pressures ... Dickerson leads an offensive front that has opened holes for 5.3 yards per carry with 37 runs of 10 or more yards this season, which is among the national leaders ... earned Alabama offensive player of the week honors for his play at Tennessee.

Missouri: Made his 10th career start at center as the Tide scored 38 points on the road to open the season ... did not allow a sack or a hurry as the Tide threw for 303 yards and two scores ... cleared a path for running back Najee Harris to rush for 98 yards on d 17 carries ... also recorded one tackle on a Tide fumble. **Texas A&M:** Directed Alabama's offensive line as the Tide gained 544 yards of total offense while averaging 9.9 yards per play ... provided time for Jones to complete 20-of-27 passes for a career-best 435 yards and four touchdowns ... did not allow a sack or a hurry.

Ole Miss: Helped clear a path for the second most yards of total offense (723 yards) in school history ... opened holes for 306 rushing yards ... did not allow a sack or a pressure as Jones posted a 220.34 passer rating while throwing for 417 yards and two scores and Harris rushed for a school-record five touchdowns and a career-high 206 rushing yards while averaging 9.0 yards per carry. **Georgia:** Quarterbacked the Alabama offensive front as the Crimson Tide opened holes for 564 yards of total offense and 41 points against the nation's top-ranked defense ... helped Harris eclipse the 150-yard rushing mark for the second straight week with 152 yards and a touchdown on 31 carries ... it was the first rushing score allowed by the Bulldogs this year ... did not allow a sack as Jones completed 75 percent of his passes for 417 yards and four touchdowns ... did not miss an assignment or have a bad snap. **Tennessee:** Started at center but filled in at guard as well in the second half with Deonte Brown out of the game due to injury ... earned Alabama offensive player of the week honors for his play ... did not allow a sack or a hurry and was 100 percent on assignments ... No. 5 on Pro Football Focus Top 10 Performances of the week ... graded out at 93.1 percent by PFF against the Vols, playing 47 snaps at center and 32 at guard ... PFF credited him with five "big-time blocks," which is the second most in college football in a game this season ... helped Alabama roll up 587 yards of total offense, including 417 yards in the air and 170 yards on the ground ... the Tide averaged 7.7 yards per play and 4.2 yards per rush while accounting for 30 first downs. **Mississippi State:**

Opened holes for 208 yards on the ground while the Tide threw for 291 yards and four touchdowns ... helped the Tide average 6.8 yards per play and 5.2 yards per rush ... Harris ran for 119 yards on 21 carries (5.7 ypc) while Trey Sanders added 80 yards on 12 attempts ... made the calls on the line while keeping the quarterback clean ... did not allow a sack, quarterback hurry or pressure.



DJ DOUGLAS

DEFENSIVE BACK

R-Fr. • 6-0 • 202 • RS

Montgomery, Ala./
Thompson

25 A

FRESHMAN (2020): Walk-on defensive back who pressed his way into game action. **Mississippi State:** Earned his first career playing time as a member of the Crimson Tide.

CAREER STATISTICS

Year	G-S	Tackles				QBH	Sacks	Fumbles			
		TT	UT	AT	TFL			FF	FR	PBU	INT
2020	1-0	0	0	0	0-0	0	0-0	0	0-0	0	0-0



JUSTIN EBOIGBE

DEFENSIVE LINEMAN

So. • 6-5 • 285 • 1L

Forest Park, Ga./
Forest Park

92 A

SOPHOMORE (2020): Called into duty as a true freshman, playing significant minutes in 10 games with two starts ... has contributed in a big way along the defensive front this season, totaling eight tackles and two quarterback pressures ... also picked off a pass with a return of four yards. **Missouri:** Earned the start against the Tigers, totaling one tackle. **Texas A&M:** Made the start for a second consecutive week, contributing two stops. **Ole Miss:** Finished with two tackles and a quarterback pressure against the Rebels. **Georgia:** Recorded his first career interception, picking off a batted ball at the line and returning it four yards ... added two tackles to his line. **Tennessee:** Notched one tackle against the Vols. **Mississippi State:** Pressured the State quarterback once on the night.

CAREER STATISTICS

Year	Tackles					Fumbles				
	G-S	TT	UT	AT	TFL	QBH	Sacks	FF	FR	PBU INT
2019	10-2	10	6	4	3-4	1	1.5-2	0	0-0	0 0-0
2020	6-4	8	5	3	0-0	2	0-0	0	0-0	0 1-4
TOTAL	16-6	18	11	7	3-4	3	1.5-2	0	0-0	0 1-4

CAREER BESTS

Tackles	4 vs. Western Carolina, 2019
Tackles for Loss	2 vs. Western Carolina, 2019
Yards Lost	3 vs. Western Carolina, 2019
Sacks	1 vs. Western Carolina, 2019
Yards Lost	1 (twice); last vs. Western Carolina, 2019
Quarterback Hurries	1 (three times); last vs. Mississippi State, 2020
Interceptions	1 vs. Georgia, 2020
Return Yards	4 vs. Georgia, 2020



**EMIL
EKIYOR JR.**

OFFENSIVE LINEMAN


R-So. • 6-3 • 324 • 1L

Indianapolis, Ind./
Cathedral



SOPHOMORE (2020): Won the starting job at right guard in fall camp to compliment the Crimson Tide's four returning starters ... has played in 17 career games ... started all six games in 2020 for a Crimson Tide offensive line that blocks for the nation's No. 1 scoring offense (47.2 ppg), No. 1 pass efficiency offense (200.68), No. 2 passing offense (380.0 ypg) and No. 24 rushing attack (175.2 ypg) among teams who have played more than two games ... the entire Alabama front has surrendered just five sacks (according to PFF) while quarterback Mac Jones has been on the field and just eight for the season on 190 drop backs to rank 20th nationally (1.75 sacks per game among teams who played three or more games) ... played 425 snaps during the 2020 season and has missed only one assignment and committed one penalty ... allowed seven quarterback hurries and a sack. **Missouri:** Made his first career start at center as the Tide scored 38 points on the road to open the season ... cleared a path for running back Najee Harris to rush for 98 yards on d 17 carries and provide time for the Alabama passing attack to account for 303 yards and two scores. **Texas A&M:** Turned in his best performance to date at right guard as the Tide gained 544 yards of total offense while averaging 9.9 yards per play ... provided time for Jones to complete 20-of-27 passes for a career-best 435 yards and four touchdowns ... did not allow a sack or a hurry. **Ole Miss:** Helped clear a path for the second most yards of total offense (723 yards) in school history ... opened holes for 306 rushing yards ... did not allow a sack as Jones posted a 220.34 passer rating while throwing for 417 yards and two scores and Harris rushed for a school-record five touchdowns and a career-high 206 rushing yards while averaging 9.0 yards per carry. **Georgia:** Opened holes for 564 yards of total offense and 41 points against the nation's top-ranked defense ... helped Harris eclipse the 150-yard rushing mark

for the second straight week with 152 yards and a touchdowns on 31 carries ... it was the first rushing score allowed by the Bulldogs this year ... did not allow a sack as Jones completed 75 percent of his passes for 417 yards and four touchdowns. **Tennessee:** Was 100 percent on his assignments on 77 snaps ... did not allow a sack, pressure or a hurry ... helped Alabama roll up 587 yards of total offense, including 417 yards in the air and 170 yards on the ground ... the Tide averaged 7.7 yards per play and 4.2 yards per rush while accounting for 30 first downs. **Mississippi State:** Helped open holes for 208 yards on the ground while the Tide threw for 291 yards and four touchdowns ... helped the Tide average 6.8 yards per play and 5.2 yards per rush ... Harris ran for 119 yards on 21 carries (5.7 ypc) while Trey Sanders added 80 yards on 12 attempts ... surrendered two quarterback hurries on 33 Alabama dropbacks.



**THOMAS
FLETCHER**

LONG SNAPPER

Sr. • 6-2 • 231 • 3L

Georgetown, Texas/
IMG Academy



SENIOR (2020): The Crimson Tide's long snapper ... perfect on all snapping duties to date across his four seasons at the Capstone ... has started every game of his Alabama career ... selected as a Preseason First Team All-American by Rubio Long Snapping ... named to the Patrick Mannely Award Watch List, presented annually to the nation's top long snapper. **Missouri:** Recorded a fumble recovery on a Crimson Tide punt ... gave UA the ball in great field position to set up a field goal.

CAREER BESTS

Tackles	1 (twice); last vs. Duke, 2019
Fumble Recoveries	1 at Missouri, 2020



**MILLER
FORRISTALL**

TIGHT END

R-Sr. • 6-5 • 244 • 3L

Cartersville, Ga./
Cartersville



SENIOR (2020): Veteran leader in his position group and in the locker room ... caught 10 passes for 141 yards with one touchdown this season ... named to the Wuerffel Trophy Watch List ... selected as one of the Alabama coaching staff's offensive players of the week for his efforts at Ole Miss. **Missouri:**

Made the start at tight end ... hauled in one pass for a career-long 34-yard gain. **Texas A&M:** Registered two catches for 23 yards against the Aggies. **Ole Miss:** Finished with two catches for 16 yards against the Rebels, including a touchdown grab from three yards out ... provided blocks in the running game to help UA backs rack up 306 yards on the ground ... earned offensive player of the week recognition from the coaching staff for his play in Oxford. **Georgia:** Suffered an ankle injury on the Crimson Tide's first drive of the game but returned to action a quarter later ... finished with three catches for 29 yards ... converted a first down on all three of his receptions. **Tennessee:** Caught one pass for a gain of 25 yards and a first down before exiting the game due to injury. **Mississippi State:** Hauled in one catch for 14 yards and an Alabama first down.

CAREER STATISTICS

Year	Rushing					Receiving				
	G-S	Att	Yds.	Avg.	TD	LP	Rec.	Yds.	Avg.	TD
2016	15-2	0	0	0.0	0	--	5	73	14.6	0
2017	3-0	0	0	0.0	0	--	1	12	12.0	0
2018	15-0	0	0	0.0	0	--	0	0	0.0	0
2019	9-9	0	0	0.0	0	--	15	167	11.1	4
2020	6-6	0	0	0.0	0	--	10	141	14.1	1
TOTAL	48-17	0	0	0.0	0	--	31	393	12.7	5

CAREER BESTS

Receptions	3 (four times); last vs. Georgia, 2020
Receiving Yards	40 vs. Ole Miss, 2019
Long Reception	34 at Missouri, 2020
Touchdowns	1 (five times); last at Ole Miss, 2020
Kickoff Returns	1 (three times); last vs. Arkansas, 2019
Kickoff Return Yards	4 vs. Louisiana, 2018
Long Kickoff Return	4 vs. Louisiana, 2018



**CHRISTIAN
HARRIS**

LINEBACKER

So. • 6-2 • 232 • 1L

Baton Rouge, La./
University Lab



SOPHOMORE (2020): Pressed into duty as a true freshman following injuries to Dylan Moses and Joshua McMillon ... excelled in his first season, growing each week on his way to Freshman All-America honors at season's end ... earned the starting job at will linebacker to begin the 2020 campaign ... ranks second on the Tide defense with 38 stops, including 3.5 for loss (-13 yards) and one sack (-10 yards) ... added four quarterback pressures and a pass breakup to his totals ... selected as one of the defensive players of the week by the Alabama coaching staff for his play against Missouri, Tennessee and Mississippi State. **Missouri:** Got the starting nod at will linebacker in the season opener ... totaled six tackles, including a team-high tying 2.0 for loss (-11 yards), including one sack (-10 yards) ... added one quarterback pressure ... contributed in a big way to a Crimson Tide defense that accumulated 8.0 tackles for loss (-37 yards), its most in a single

game since 2018 ... his efforts in Columbia earned him defensive player of the week recognition from the UA coaches. **Texas A&M:** Led all Tide defenders with a career-high 10 tackles ... also pressured the A&M quarterback once on the day. **Ole Miss:** Recorded eight tackles in Oxford, including half a stop for a loss (-1 yard). **Georgia:** Totaled two tackles to go with a quarterback hurry and one pass breakup ... helped the Tide defense post a shutout in the second half of the top-three matchup with the Bulldogs. **Tennessee:** Paced the Crimson Tide defense with 10 tackles, including one for loss (-1 yard) ... credited with two passes defended by the UA coaches while helping limit the Vols to just 162 yards passing in the game ... picked up defensive player of the week recognition from the UA coaching staff for his play in Knoxville. **Mississippi State:** Pressured the State quarterback twice while adding two tackles on the night ... helped limit the Bulldogs' high-powered offense to only 200 yards ... earned defensive player of the week accolades for his output on Halloween.

CAREER STATISTICS

Year	Tackles					Fumbles				
	G-S	TT	UT	AT	TFL	QBH	Sacks	FF	FR	PBU
2019	13-12	63	29	34	7.5-14	5	0-0	1	2-37	1
2020	6-6	38	30	8	3.5-13	4	1-10	0	0-0	1
TOTAL	19-18	101	59	42	11-27	9	1-10	1	2-37	2

CAREER BESTS

Tackles 10 (twice); last at Tennessee, 2020
Tackles for Loss 2 (twice); last at Missouri, 2020
Yards Lost 11 at Missouri, 2020
Sacks 1 at Missouri, 2020
Yards Lost 10 at Missouri, 2020
Quarterback Hurries 2 vs. Mississippi State, 2020
Pass Breakups 1 (twice); last vs. Georgia, 2020
Forced Fumbles 1 at Auburn, 2019
Fumble Recoveries 1 (twice); last at Auburn, 2019
Fumble Return Yards 37 vs. Arkansas, 2019



NAJEE HARRIS

RUNNING BACK

Sr. • 6-2 • 230 • 3L

Antioch, Calif./
Antioch

22 A

- **Maxwell Player of the Week (Ole Miss)**
- **SEC Offensive Player of the Week (Ole Miss)**
- **Walter Camp Player of the Week (Ole Miss)**

SENIOR (2020): One of the nation's top running back prospects who passed up on the NFL Draft to return for his senior season ... tied for sixth in career rushing scores with 34 ... totaled 3,091 career rushing yards to rank eighth on the Alabama all-time list ... recorded 10 100-plus yard games in his career, including six as a junior and three this season (206 at Ole Miss; 152 vs. Georgia; 119 vs. Mississippi State) ... ranks second in Division I in rushing touchdowns (14) and is third in scoring (84) ... leads the conference and is 10th nationally in rushing yards per game (119.0) ... No. 2 in the SEC

and 14th nationally in rushing yards at 714 ... totaled two or more rushing touchdowns in four of six games with at least one score in five games this season ... selected as a Second Team Preseason All-American by four separate outlets, including the Associated Press, The Sporting News, USA Today and Walter Camp ... tabbed to the Doak Walker Award Watch List ... also selected to the Maxwell Award Watch List ... Maxwell Player of the Week honoree following Ole Miss ... also picked up offensive player of the week accolades from the SEC and Walter Camp following the matchup with the Rebels ... earned offensive player of the week recognition from the Alabama coaches for his play at Ole Miss. **Missouri:** Matched his career-high mark with three rushing touchdowns as part of his big day ... carried 17 times for 98 yards while adding two receptions for eight yards against the Tigers. **Texas A&M:** Totaled two rushing touchdowns and 43 yards on 12 carries ... also caught a pair of passes for 26 yards ... added one tackle to his stat line. **Ole Miss:** Turned in a record-setting performance in Oxford ... finished with five rushing touchdowns to match the Alabama single-game mark ... carried for a career-high 206 yards on 23 carries and averaged a whopping 9.0 yards per tote ... added three receptions for 42 yards ... converted seven first downs on the ground and three more through the air on each of his catches ... selected as the offensive player of the week by both Walter Camp and the SEC ... also picked up Maxwell Player of the Week recognition ... was selected as one of the UA coaching staff's offensive players of the week as well. **Georgia:** Helped Alabama grind out the win over the Bulldogs with his strong effort in the running game ... carried a career-high 31 times for 152 yards with a score ... added one reception for 10 yards. **Tennessee:** Contributed in both the running and passing game against the Vols ... racked up 90 yards and three scores on 20 carries ... added a career-high six catches for 61 yards with a long gain of 14. **Mississippi State:** Posted another 100-plus yard performance with 119 yards on the ground ... carried 21 times and averaged 5.7 yards per carry ... also caught six passes once again, this time for 36 yards with a long of 11.

CAREER STATISTICS

Year	Rushing							Receiving						
	G-S	Att.	Yds.	Avg.	TD	LP	Rec.	Yds.	Avg.	TD	LP	TD	LP	TD
2017	14-0	61	370	6.1	3	35	6	45	7.5	0	22	0	22	0
2018	15-0	117	783	6.7	4	32	4	7	1.8	0	4	0	4	0
2019	13-12	209	1,224	5.9	13	31	27	304	11.3	7	42	7	42	7
2020	6-6	124	714	5.8	14	39	20	183	9.1	0	24	0	24	0
TOTAL	48-18	511	3,091	6.0	34	39	57	539	9.5	7	42	7	42	7

CAREER BESTS

Rushes 31 vs. Georgia, 2020
Rushing Yards 206 at Ole Miss, 2020
Long Rush 39 at Ole Miss, 2020
Touchdowns 5 at Ole Miss, 2020
Receptions 6 (twice); last vs. Mississippi State, 2020
Receiving Yards 87 at South Carolina, 2019
Long Reception 42 at South Carolina, 2019
Touchdowns 2 at South Carolina, 2019
Tackles 2 vs. Tennessee, 2019



DeMARCCO HELLAMS

DEFENSIVE BACK

So. • 6-1 • 208 • 1L

Washington, D.C./
DeMatha Catholic

29 A

SOPHOMORE (2020): Established a role on special teams while also seeing playing time on defense as a freshman ... carved out a role on the Tide's third-down defense while returning to his spot on special teams ... totaled 25 tackles along with one pass breakup this season ... earned special teams player of the week accolades from the Alabama coaches for his efforts against Missouri ... picked up defensive player of the week recognition from the coaching staff for his play against Mississippi State. **Missouri:** Split time between defense and special teams ... led all special teamers with two solo tackles on kickoff coverage ... selected as the Tide's lone special teams player of the week for his efforts in Columbia. **Texas A&M:** Totaled three tackles in the home opener. **Ole Miss:** Saw significant minutes on defense while continuing his role on special teams ... finished with six tackles against the Rebels. **Georgia:** Made his first career start at safety ... finished the night as the Crimson Tide's leader in tackles with 11 ... added one pass breakup to his line. **Tennessee:** Saw time against the Vols but did not record any stats. **Mississippi State:** Recorded three tackles from spot in the secondary ... helped limit the State passing attack to only 163 yards through the air ... selected as a defensive player of the week by the UA coaching staff for his play against the Bulldogs.

CAREER STATISTICS

Year	Tackles					Fumbles				
	G-S	TT	UT	AT	TFL	QBH	Sacks	FF	FR	PBU
2019	13-0	4	2	2	0.5-2	0	0.5-2	0	0-0	0
2020	6-1	25	16	9	0-0	0	0-0	0	0-0	1
TOTAL	19-1	29	18	11	0.5-2	0	0.5-2	0	0-0	1

CAREER BESTS

Tackles 11 vs. Georgia, 2020
Tackles for Loss 0.5 vs. New Mexico State, 2019
Yards Lost 2 vs. New Mexico State, 2019
Sacks 0.5 vs. New Mexico State, 2019
Yards Lost 2 vs. New Mexico State, 2019
Pass Breakups 1 vs. Georgia, 2020



TRAESHON HOLDEN

WIDE RECEIVER

Fr. • 6-3 • 208 • HS

Kissimmee, Fla./
Narbonne

11 A

FRESHMAN (2020): Adds size to the wide receiver group for the Crimson Tide ... looking to help fill the void left at wideout following an injury to Jaylen Waddle. **Tennessee:** Saw his first career action against the Volunteers. **Mississippi State:** Earned snaps at wideout for a second straight week.

CAREER STATISTICS

Year	Rushing					Receiving				
	G-S	Att.	Yds.	Avg.	TD	Rec.	Yds.	Avg.	TD	LP
2020	2-0	0	0	0.0	0	0	0	0.0	0	--



BRAYLEN INGRAHAM

DEFENSIVE LINEMAN

R-Fr. • 6-4 • 289 • RS

Fort Lauderdale, Fla./
St. Thomas Aquinas

52 A

FRESHMAN (2020): Redshirted his freshman season after seeing time in two games ... returns for his second season. **Mississippi State:** Came off the bench against the Bulldogs for his first action of the year.

CAREER STATISTICS

Year	G-S	Tackles					Fumbles				
		TT	UT	AT	TFL	QBH	Sacks	FF	FR	PBU	INT
2019	2-0	4	2	2	0-0	0	0-0	0	0-0	0	0-0
2020	1-0	0	0	0	0-0	0	0-0	0	0-0	0	0-0
TOTAL	3-0	4	2	2	0-0	0	0-0	0	0-0	0	0-0

CAREER BESTS

Tackles 3 vs. Western Carolina, 2019



JOSH JOBE

DEFENSIVE BACK

Jr. • 6-1 • 192 • 2L

Miami, Fla./
Cheshire Academy
(Conn.)

28 A

JUNIOR (2020): Physical corner who capped off his sophomore season with an impressive performance in the Citrus Bowl ... carried that momentum into the new season, earning himself the starting corner role opposite of Patrick Surtain II ... registered 20 tackles, including one sack (-4 yards) ... also recorded five pass breakups, a forced fumble and one quarterback pressure ... selected as one of the defensive players of the week by the Tide coaches for his play at Missouri and against Mississippi State. **Missouri:** Made the start at corner and finished second on the team in tackles with seven solo stops ... added one sack (-4 yards) to go with a forced fumble and a pass breakup ... also pressured the Mizzou quarterback once ... picked up defensive player of the week recognition from the UA coaching staff for his efforts in Columbia. **Texas A&M:** Recorded four solo tackles and a quarterback hurry against the Aggies. **Ole Miss:** Registered with one tackle in Oxford. **Georgia:** Finished with five tackles against the Bulldogs ... also posted two pass breakups. **Tennessee:** Broke up one pass while adding two tackles in Knoxville. **Mississippi State:** Recorded one tackle and a pass breakup against State ... helped limit the Bulldogs' air raid offense to only 163 yards passing ... earned defensive player of the week recognition for his play against MSU.

CAREER STATISTICS

Year	G-S	Tackles					Fumbles				
		TT	UT	AT	TFL	QBH	Sacks	FF	FR	PBU	INT
2018	14-0	8	7	1	0-0	0	0-0	0	0-0	1	0-0
2019	12-2	28	21	7	0-0	0	0-0	0	1-7	4	1-0
2020	6-6	20	16	4	1-4	1	1-4	1	0-0	5	0-0
TOTAL	32-8	56	44	12	1-4	1	1-4	1	1-7	10	1-0

CAREER BESTS

Tackles 8 at South Carolina, 2019
Tackles for Loss 1 at Missouri, 2020
Yards Lost 4 at Missouri, 2020
Sacks 1 at Missouri, 2020
Yards Lost 4 at Missouri, 2020
Quarterback Hurries 1 vs. Texas A&M, 2020
Interceptions 1 vs. Michigan, 2019
Pass Breakups 2 vs. Georgia, 2020
Forced Fumbles 1 at Missouri, 2020
Fumble Recoveries 1 vs. New Mexico State, 2019
Fumble Return Yards 7 vs. New Mexico State, 2019



SAM JOHNSON

PUNTER

Fr. • 6-3 • 215 • HS

Birmingham, Ala./
Oak Mountain

98 A

FRESHMAN (2020): Walk-on punter who stood out during the fall ... made the start at punter in the Tide's first four games. **Missouri:** Got the start in his first career game at UA ... punted three times for 117 yards with a long of 45 ... dropped one boot inside the 20 and forced a fair catch. **Texas A&M:** Called on to punt twice for 66 total yards. **Ole Miss:** Punted once for 40 yards against the Rebels. **Georgia:** Totaled 131 yards on four punts to average 32.8 yards per boot ... dropped three kicks inside the 20 while forcing three fair catches.

CAREER STATISTICS

Year	G-S	No.	Yds.	Avg.	Lng.	In			Ret.	Net	Avg.
						20	50+	Blk.			
2020	4-4	10	354	35.4	45	4	0	0	2	352	35.2

CAREER BESTS

Punts 4 vs. Georgia, 2020
Punt Yards 131 vs. Georgia, 2020
Long Punt 45 at Missouri, 2020
Average 39.0 (three punts) at Missouri, 2020



MAC JONES

QUARTERBACK

R-Jr. • 6-3 • 214 • 2L

Jacksonville, Fla./
The Bolles School

10 A

- Maxwell Player of the Week (Texas A&M)
- Manning Stars of the Week List (Texas A&M)
- SEC Offensive Player of the Week (Texas A&M)
- Manning Stars of the Week List (Ole Miss)
- Davey O'Brien National QB of the Week (Georgia)
- Manning Stars of the Week List (Georgia)
- SEC Offensive Player of the Week (Georgia)
- SEC Offensive Player of the Week (Tennessee)

JUNIOR (2020): Veteran signal-caller who has been in Alabama's system for three years ... played in 26 career games with four starts entering 2020 ... earned the starting role at quarterback this season ... recorded three of the Crimson Tide's nine 400-plus yards passing performances in program history, tied for the most by any one quarterback ... sports an NCAA-leading 210.30 passer rating and 95.6 QBR among quarterbacks with more than

three games played ... ranks second nationally in yards per completion (15.80) and yards per attempt (12.41) ... averaging 366.0 passing yards per game, good for third in Division I ... selected to the Davey O'Brien Award Watch List ... also named to the Johnny Unitas Golden Arm Award Watch List ... added to the Maxwell Award Watch List at midseason ... earned SEC Offensive Player of the Week accolades following Texas A&M, Georgia and Tennessee ... picked up Maxwell Player of the Week honors following the matchup with the Aggies ... also named one of the Manning Award Stars of the Week for his play against the Aggies, Ole Miss and Georgia ... tabbed as one of the Davey O'Brien Award's Great 8 for his play against Georgia ... earned offensive player of the week recognition from the UA coaching staff for his play against Missouri, Texas A&M, Georgia and Tennessee.

Missouri: Efficient in his season-opening start, going 18-of-24 for 249 yards and two scores ... found Jaylen Waddle for scoring plays of 18 and 23 yards ... averaged 13.8 yards per completion with a long connection of 46 ... named one of the Alabama coaches' offensive players of the week for his efforts against the Tigers. **Texas A&M:** Posted a career game on the way to SEC Offensive Player of the Week honors ... recorded a career-high 435 yards passing, the fourth-most in a single game in UA history ... completed 74.1 percent of his passes on 20-of-27 passing, including a career-best four scores ... finished with a 250.9 passer rating and averaged 21.8 yards per completion ... earned player of the week recognition from both the Manning and Maxwell awards ... also selected as one of the UA coaches' offensive players of the week. **Ole Miss:** Was efficient against the Rebels, going 28-of-32 for 417 yards and two touchdowns ... connected from 14 and three yards out ... his completion percentage of 87.5 was the second-high single-game total by a Tide quarterback (minimum 20 completions). **Georgia:** Earned numerous national accolades for his performance against the Bulldogs, including SEC Offensive Player of the Week ... recorded his third straight 400-yard passing game, throwing for 417 yards and four touchdowns in the win ... finished 24-of-32 passing, a total that included a 4-of-5 showing totaling 202 yards and two touchdowns on passes of 30-plus yards ... recorded an impressive 219.5 passer rating against the nation's top-ranked defense ... selected as an offensive player of the week by the Tide coaches for his play in the top-three matchup. **Tennessee:** Picked up SEC Offensive Player of the Week honors once again ... completed 80.6 percent of his passes thanks to a 25-for-31 day ... totaled 387 yards through the air and registered 10 explosive plays of 15 yards or more, including four completions of 25-plus yards ... began the game 11-of-11 passing after finishing with eight consecutive completions the week prior to set the Alabama consecutive completions record at 19 ... added one rushing touchdown as he crossed the goal line from one yard out ... selected as one of the UA coaching staff's offensive players of the week for his output in Knoxville. **Mississippi State:** Totaled four touchdowns for the third time this season, part of his 24-of-31 night that included 291 yards through the air ... carried four times for four yards.

CAREER STATISTICS

Year	G-S	Passing					Rushing				
		Com-Att-Int	Pct.	Yds.	TD	LP	No.	Yds.	Avg.	TD	LP
2018	14-0	5-13-0	38.5	123	1	94	3	-8	-2.7	0	1
2019	12-4	97-141-3	68.8	1,503	14	85	16	36	2.2	1	18
2020	6-6	139-177-2	78.5	2,196	16	90	18	-9	-0.5	1	14
TOTAL	32-10	241-331-5	72.8	3,822	31	94	37	19	0.5	2	18

CAREER BESTS

Completions	28 at Ole Miss, 2020
Attempts	39 at Auburn, 2019
Passing Yards	435 vs. Texas A&M, 2020
Long Pass	94 vs. Louisiana, 2018
Touchdowns (Passing)	4 (four times); last vs. Mississippi State, 2020
Rushes	8 at Auburn, 2019
Rushing Yards	32 at Auburn, 2019
Long Rush	18 at Auburn, 2019
Touchdowns (Rushing)	1 (twice); last at Tennessee, 2020



THAU JONES-BELL

WIDE RECEIVER

Fr. • 6-0 • 190 • HS

Hallandale, Fla./
Miami Carol City



FRESHMAN (2020): Versatile wideout who comes to Tuscaloosa from southern Florida ... looking to help at wideout following the season-ending injury to Jaylen Waddle. **Mississippi State:** Earned his first career playing time.

CAREER STATISTICS

Year	G-S	Rushing					Receiving				
		Att.	Yds.	Avg.	TD	LP	Rec.	Yds.	Avg.	TD	LP
2020	1-0	0	0	0.0	0	--	0	0	0.0	0	--



ALE KAHO

LINEBACKER

Jr. • 6-1 • 235 • 2L

Reno, Nev./
Reno



JUNIOR (2020): A special teams stalwart during his time in Tuscaloosa ... continued to gain experience at linebacker while also working as a blocker on goal line situations last season ... returned to his role on special teams and rotates in at linebacker. **Missouri:** Saw time against the Tigers. **Texas A&M:** Worked in the home opener. **Ole Miss:** Played on special teams in Oxford. **Tennessee:** Returned to the field against the Vols. **Mississippi State:** Nearly blocked a punt, getting a hand on the ball to limit the distance.

CAREER STATISTICS

Year	G-S	Tackles					Fumbles				
		TT	UT	AT	TFL	QBH	Sacks	FF	FR	PBU	INT
2018	15-0	11	6	5	0-0	0	0-0	0	1-0	0	0-0
2019	13-0	20	6	14	1-3	0	0-0	0	0-0	0	0-0
2020	5-0	0	0	0	0-0	0	0-0	0	0-0	0	0-0
TOTAL	33-0	31	12	19	1-3	0	0-0	0	1-0	0	0-0

CAREER BESTS

Tackles	4 (twice); last vs. Ole Miss, 2019
Tackles for Loss	1 at South Carolina, 2019
Yards Lost	3 at South Carolina, 2019
Fumble Recoveries	1 vs. Mississippi State, 2018
Blocked Punt	1 (three times); last vs. Michigan, 2019
Touchdowns (Blocked Punt)	1 vs. Ole Miss, 2019



DEMOUY KENNEDY

LINEBACKER

Fr. • 6-3 • 215 • HS

Theodore, Ala./
Theodore



FRESHMAN (2020): Talented inside linebacker prospect from Alabama ... working to find a role on special teams and in the Tide's deep linebacker rotation. **Texas A&M:** Earned his first career minutes with snaps on special teams. **Georgia:** Saw time on special teams against the Bulldogs. **Mississippi State:** Came in on special teams.

CAREER STATISTICS

Year	G-S	Tackles					Fumbles				
		TT	UT	AT	TFL	QBH	Sacks	FF	FR	PBU	INT
2020	3-0	0	0	0	0-0	0	0-0	0	0-0	0	0-0



AMARI KIGHT

OFFENSIVE LINEMAN

R-Fr. • 6-7 • 318 • RS

Alabaster, Ala./
Thompson



FRESHMAN (2020): Big-bodied offensive lineman who redshirted in his first season at UA after playing in one game a season ago ... saw his first minutes of the season against Mississippi State.



JOSHUA LANIER

WIDE RECEIVER

R-Sr. • 5-11 • 160 • SQ

Tuscaloosa, Ala./
Tuscaloosa Academy/
North Alabama

84 *A*

SENIOR (2020): Transfer from North Alabama who is in his redshirt senior season with the Tide. **Missouri:** Worked his way into a role on special teams ... contributed in the opener on kickoff coverage. **Texas A&M:** Continued his work on special teams. **Tennessee:** Returned to the field on special teams against the Vols. **Mississippi State:** Saw time in the Halloween matchup.

CAREER STATISTICS (AT ALABAMA)

Year	Rushing						Receiving					
	G-S	Att.	Yds.	Avg.	TD	LP	Rec.	Yds.	Avg.	TD	LP	
2020	4-0	0	0.0	0	--	0	0	0.0	0.0	--	0	



JAH-MARIEN LATHAM

DEFENSIVE LINEMAN

Fr. • 6-3 • 285 • HS

Reform, Ala./
Pickens County

93 *A*

FRESHMAN (2020): Provides depth along the Alabama defensive front ... working to gain experience in his first season with the Crimson Tide. **Mississippi State:** Earned his first collegiate playing time.

CAREER STATISTICS

Year	G-S	Tackles					Fumbles				
		TT	UT	AT	TFL	QBH	Sacks	FF	FR	PBU	INT
2020	1-0	0	0	0	0-0	0	0-0	0	0-0	0	0-0



CAMERON LATU

TIGHT END

R-So. • 6-5 • 250 • 1L

Salt Lake City, Utah/
Olympus

81 *A*

SOPHOMORE (2020): A former outside linebacker who made the transition to tight end for his redshirt freshman campaign ... also saw time on special teams a season ago ... worked himself into a role on offense while continuing his duties on special teams. **Missouri:** Provided blocks for the offense from his tight end spot ... also saw time on special teams units. **Texas A&M:** Rotated in at tight end while continuing his efforts on special teams. **Ole Miss:** Helped block up front to allow the Tide backs to eclipse the 300-yard rushing mark ... added time on special teams units. **Georgia:** Saw time against the Bulldogs. **Tennessee:** Worked in an expanded role at tight end against the Vols. **Mississippi State:** Saw time in the Halloween matchup.

CAREER STATISTICS

Year	G-S	Rushing						Receiving					
		Att.	Yds.	Avg.	TD	LP		Rec.	Yds.	Avg.	TD	LP	
2019	11-0	0	0	0.0	0	--		0	0	0.0	0	--	
2020	6-0	0	0	0.0	0	--		0	0	0.0	0	--	
TOTAL	17-0	0	0	0.0	0	--		0	0	0.0	0	--	

Year	G-S	Tackles					Fumbles				
		TT	UT	AT	TFL	QBH	Sacks	FF	FR	PBU	INT
2018	3-0	1	0	1	0-0	1	0-0	0	0-0	0	0-0
2019	11-0	1	1	0	0-0	0	0-0	0	0-0	0	0-0
2020	6-0	0	0	0	0-0	0	0-0	0	0-0	0	0-0
TOTAL	20-0	2	1	1	0-0	1	0-0	0	0-0	0	0-0

CAREER BESTS

Tackles 1 (twice); last vs. LSU, 2019
Quarterback Hurries 1 vs. Arkansas State, 2018
Kickoff Returns 1 at Auburn, 2019



ALEX LEATHERWOOD

OFFENSIVE LINEMAN

Sr. • 6-6 • 312 • 3L

Pensacola, Fla./
Booker T. Washington

70 *A*

SENIOR (2020): Elected to return for his senior season, passing up the NFL Draft ... arguably the best left tackle in college football ... has seen time in 41 career games with 34 consecutive starts dating back to 2018 ... selected as a First Team Preseason All-American by four outlets (Associated Press, ESPN.com, The Sporting News, USA Today) ... tabbed as a second-team honoree by Walter Camp ... leading candidate for the Outland Trophy ... the averaged an overall blocking grade of 90.3 (team high) by the Alabama coaching staff and 99.7 on assignments (team high) ... anchor of the Alabama offensive line blocks for the nation's No. 1 scoring offense (47.2 ppg), No. 1 pass efficiency offense (200.68), No. 2 passing offense (380.0 ypg) and No. 24 rushing attack (175.2 ypg) among teams who have played more than two games ... the entire Alabama front has surrendered just five sacks (according to PFF) while quarterback Mac Jones has been on the field and just eight for the season on 190 drop backs to rank 20th nationally (1.75 sacks per game among teams who played three or more games) ... Leatherwood has played 416 snaps during the 2020 season and has allowed only one sack a sack missed, hasn't missed an assignment and committed just one penalty ... surrendered just three quarterback hurries and three pressures ... earned offensive player of the week honors from the Alabama coaching staff following a win over No. 3 Georgia. **Missouri:** Opened holes for 98 yards on 17 carries for running back Najee Harris in the 38-19 win at Missouri while providing time for Jones to complete 18-of-24 passes for 249 yards and two scores ... did not allow a sack, pressure or miss an assignment. **Texas A&M:** Turned in an impressive showing against the Aggies ... did not allow a sack or commit a penalty ... was perfect on assignments in 56 snaps while providing time for Jones to throw for 435 yards and four touchdowns ... cleared a path for Alabama running backs to average just under five yards per rush. **Ole Miss:** Helped clear a path for the second most yards of total offense (723 yards) in school history ... opened holes for 306 rushing yards ... did not allow a sack or a pressure as Jones posted a 220.34 passer rating while throwing for 417 yards and two scores and Harris rushed for a school-record five touchdowns and a career-high 206 rushing yards while averaging 9.0 yards per carry. **Georgia:** Earned offensive player of the week honors from the Alabama coaching staff following a win over No. 3 Georgia ... helped open holes for 564 yards of total offense and 41 points against the nation's top-ranked defense ... helped Harris eclipse the 150-yard rushing mark for the second

straight week with 152 yards and a touchdown on 31 carries ... it was the first rushing score allowed by the Bulldogs this year ... did not allow a sack as Jones completed 75 percent of his passes for 417 yards and four touchdowns. **Tennessee:** Played 77 snaps at left tackle in the Crimson Tide's victory in Knoxville ... helped Alabama roll up 587 yards of total offense, including 417 yards in the air and 170 yards on the ground ... the Tide averaged 7.7 yards per play and 4.2 yards per rush while accounting for 30 first downs ... missed one assignment and was credited with his first sack allowed of the season ... had one penalty and one missed assignment. **Mississippi State:** Helped open holes for 208 yards on the ground while the Tide threw for 291 yards and four touchdowns ... helped the Tide average 6.8 yards per play and 5.2 yards per rush ... Harris ran for 119 yards on 21 carries (5.7 ypc) while Trey Sanders added 80 yards on 12 attempts ... kept the quarterback clean by not allowing a sack, quarterback hurry or pressure on 33 dropbacks.



SHANE LEE

LINEBACKER

So. • 6-0 • 240 • 1L

Burtonsville, Md./
St. Frances Academy

35 A

SOPHOMORE (2020): Called into duty at middle linebacker as a freshman and put together a solid season ... started all 13 games on his way to Freshman All-America and All-SEC recognition ... selected to the Butkus Award Watch List to start the year ... rotates in at middle linebacker now in his sophomore campaign. **Missouri:** Entered off the bench at middle linebacker and was credited with a quarterback pressure by the Tide coaches. **Georgia:** Saw time on special teams for the night. **Tennessee:** Worked on defense and special teams in Knoxville. **Mississippi State:** Recorded one tackle in the Halloween pairing.

CAREER STATISTICS

Year	G-S	Tackles					Fumbles				
		TT	UT	AT	TFL	QBH	Sacks	FF	FR	PBU	INT
2019	13-13	86	47	39	6.5-33	3	4.5-29	2	1-0	0	1-10
2020	4-0	1	0	1	0-0	0	0-0	0	0-0	0	0-0
TOTAL	17-13	87	47	40	6.5-33	3	4.5-29	2	1-0	0	1-10

CAREER BESTS

Tackles ... 10 at Mississippi State, 2019
Tackles for Loss ... 2 vs. Arkansas, 2019
Yards Lost ... 10 vs. Michigan, 2019
Sacks ... 1 (three times); last vs. Michigan, 2019
Yards Lost ... 10 vs. Michigan, 2019
Quarterback Hurries ... 1 (three times); last at Mississippi State, 2019
Interceptions ... 1 at Mississippi State, 2019
Return Yards ... 10 at Mississippi State, 2019
Forced Fumbles ... 1 (twice); last vs. Michigan, 2019
Fumble Recoveries ... 1 vs. New Mexico State, 2019



PHIDARIAN MATHIS

DEFENSIVE LINEMAN

R-Jr. • 6-4 • 312 • 2L

Wisner, La./
Neville

48 A

JUNIOR (2020): Powerful, veteran lineman who returns significant minutes along the defensive front ... totaled 14 tackles, including 4.5 for loss (-8 yards) ... added three quarterback pressures and three pass breakups ... selected as a defensive player of the week by the UA coaching staff following the Mississippi State game. **Missouri:** Recorded one stop against the Tigers. **Texas A&M:** Had a productive day against the Aggies ... recorded four tackles, including one for loss (-1 yard) ... added a pair of quarterback pressures in the home opener. **Ole Miss:** Spent the night in the Rebel backfield, finishing with 1.5 tackles for loss (-2 yards) as part of his four total stops ... also broke up one pass in Oxford. **Georgia:** Helped the Tide defense get movement up front against the Bulldogs. **Tennessee:** Recorded three tackles on the day, including one for loss (-1 yard). **Mississippi State:** Spent the night in the MSU backfield ... recorded his first sack of the season (-4 yards) while adding one quarterback hurry ... also contributed two total tackles and added a pair of pass breakups ... played a key role up front in limiting State to only 37 yards rushing and 200 yards of offense overall ... earned defensive player of the week accolades from the Tide coaches.

CAREER STATISTICS

Year	G-S	Tackles					Fumbles				
		TT	UT	AT	TFL	QBH	Sacks	FF	FR	PBU	INT
2018	15-0	18	4	14	0-0	0	0-0	0	1-0	0	0-0
2019	12-2	27	13	14	0.5-0	2	0-0	1	0-0	0	0-0
2020	6-3	14	9	5	4.5-8	3	1-4	0	0-0	3	0-0
TOTAL	33-5	59	26	33	5-8	5	1-4	1	1-0	3	0-0

CAREER BESTS

Tackles ... 5 vs. Duke, 2019
Tackles for Loss ... 1.5 at Ole Miss, 2020
Yards Lost ... 4 vs. Mississippi State, 2020
Sacks ... 1 vs. Mississippi State, 2020
Yards Lost ... 4 vs. Mississippi State, 2020
Quarterback Hurries ... 2 (twice); last vs. Ole Miss, 2020
Pass Breakups ... 2 vs. Mississippi State, 2020
Forced Fumbles ... 1 vs. Southern Miss, 2019
Fumble Recoveries ... 1 at Ole Miss, 2018



JASE McCLELLAN

RUNNING BACK

Fr. • 5-11 • 212 • HS

Aledo, Texas/
Aledo

21 A

FRESHMAN (2020): Standout running back prospect from Texas ... one of the Crimson Tide's three rushers in the latest recruiting cycle ... looking to carve out a role in a deep backfield while working on special teams ... selected as one of the Crimson Tide's special teams players of the week for his efforts against Mississippi State. **Missouri:** Saw his first collegiate action in Columbia, playing on special teams units. **Texas A&M:** Worked on special teams and offense in the home opener. **Ole Miss:** Played on special teams. **Georgia:** Saw time on special teams against the Bulldogs. **Tennessee:** Earned minutes in Knoxville but did not record any stats. **Mississippi State:** Played a key role in limiting State to zero yards on punt returns ... also helped keep the Bulldogs to just 72 yards on kickoff returns ... earned special teams player of the week recognition from the UA coaching staff for his play against MSU.

CAREER STATISTICS

Year	G-S	Rushing					Receiving				
		Att.	Yds.	Avg.	TD	LP	Rec.	Yds.	Avg.	TD	LP
2020	6-0	0	0	0.0	0	--	0	0	0.0	0	--



JOSHUA McMILLON

LINEBACKER

Gr. • 6-3 • 240 • 2L

Memphis, Tenn./
Whitehaven

40 A

GRADUATE (2020): Experienced linebacker now in his final season with the Crimson Tide ... was poised for a big role in 2019 before suffering a season-ending injury in the fall. **Ole Miss:** Saw time as a lead blocker in goal line situations ... also provided the key block on Najee Harris' game-clinching touchdown from 39 yards out. **Georgia:** Worked against the Bulldogs but did not record any stats. **Tennessee:** Saw time as a lead blocker on offense again ... also worked on defense, posting two tackles with one for loss (-1 yard). **Mississippi State:** Recorded one tackle against the Bulldogs ... also saw time as a blocking back at the goal line.

CAREER STATISTICS

Year	Tackles					Fumbles				
	G-S	TT	UT	AT	TFL	QBH	Sacks	FF	FR	PBU
2016	0-0	0	0	0	0-0	0	0-0	0	0-0	0
2017	8-0	5	3	2	0-0	0	0-0	0	0-0	0
2018	10-0	14	11	3	1-1	0	0-0	0	0-0	0
2019	MISSED SEASON DUE TO INJURY									
2020	4-0	3	2	1	1-1	0	0-0	0	0-0	0
TOTAL	22-0	22	16	6	2-2	0	0-0	0	0-0	0

CAREER BESTS

Tackles 6 vs. Louisiana, 2018
Tackles for Loss 1 (twice); last at Tennessee, 2020
Yards Lost 1 (twice); last at Tennessee, 2020

CAREER STATISTICS

Year	G-S	Rushing					Receiving				
		Att.	Yds.	Avg.	TD	LP	Rec.	Yds.	Avg.	TD	LP
2019	13-0	0	0	0.0	0	--	4	23	5.8	0	17
2020	6-4	0	0	0.0	0	--	24	517	21.5	3	78
TOTAL	19-4	0	0	0.0	0	--	28	540	19.3	3	78

CAREER BESTS

Receptions 7 at Tennessee, 2020
Receiving Yards 181 vs. Texas A&M, 2020
Long Reception 78 vs. Texas A&M, 2020
Touchdowns 2 vs. Texas A&M, 2020
Tackles 1 vs. Southern Miss, 2019

JOHN METCHIE III

WIDE RECEIVER

So. • 6-0 • 195 • 1L

Brampton, Canada/
St. James School
(Md.)

8

A

SOPHOMORE (2020): Second-year wideout who carved out a role for himself as a freshman ... built on that experience to earn the Tide's No. 3 wideout spot ... averaging a whopping 21.5 yards per catch to lead all Division I wideouts ... totaled 517 yards and three touchdowns on 24 catches this season ... converted a first down or scored a touchdown on 15 of his receptions as a sophomore ... added to the Biletnikoff Award Watch List after the Tennessee matchup ... selected as one of the offensive players of the week by the Alabama coaches for his play against Texas A&M ... named a special teams player of the week by the UA coaches following Ole Miss. **Missouri:** Hauled in two passes for 42 yards against the Tigers. **Texas A&M:** Led all wideouts with 181 yards and two touchdowns on just five catches ... scored from 78 and 63 yards out for the Tide's first and last scores of the game ... paced UA receivers with 118 yards on four catches in the first half - both career-high marks in a full game for the sophomore ... earned offensive player of the week recognition from the Tide coaches for his efforts. **Ole Miss:** Picked up special teams player of the week recognition from the Alabama coaches after recovering the Rebels' attempt at an onside kick late in the fourth quarter ... also contributed four catches for 75 yards on offense. **Georgia:** Recorded his third touchdown of the season as part of a three-catch day totaling 50 yards ... posted his long catch from 40 yards out for the Tide's first score of the night. **Tennessee:** Led the Tide pass-catchers with 151 yards on a team-high tying seven catches ... converted a first down on six of his catches with a long gain of 45 yards. **Mississippi State:** Totaled 18 yards on three catches against the Bulldogs.

JAYLEN MOODY

LINEBACKER

Jr. • 6-2 • 225 • 2L

Conway, S.C./
Conway

42

A

JUNIOR (2020): Physical linebacker who has been a major contributor on special teams ... maintains his role on special teams while rotating in at linebacker as a junior. **Missouri:** Registered two tackles from his linebacker post. **Texas A&M:** Saw time against the Aggies but did not collect any stats. **Ole Miss:** Earned playing time in Oxford. **Georgia:** Worked on special teams against UGA. **Tennessee:** Saw playing time in Knoxville. **Mississippi State:** Contributed two tackles on defense against the Bulldogs.

CAREER STATISTICS

Year	G-S	Tackles					Fumbles				
		TT	UT	AT	TFL	QBH	Sacks	FF	FR	PBU	INT
2018	14-0	5	2	3	0-0	0	0-0	0	0-0	0	0-0
2019	13-0	10	4	6	0-0	0	0-0	0	0-0	0	0-0
2020	6-0	4	3	1	0-0	0	0-0	0	0-0	0	0-0
TOTAL	33-0	19	9	10	0-0	0	0-0	0	0-0	0	0-0

CAREER BESTS

Tackles 3 vs. Southern Miss, 2019



MALACHI MOORE

DEFENSIVE BACK

Fr. • 6-0 • 182 • HS

Trussville, Ala./
Hewitt-Trussville

13

A

- SEC Freshman of the Week (Texas A&M)
- SEC Freshman of the Week (Mississippi State)

FRESHMAN (2020): Versatile defender who can play multiple positions on the back end ... earned the starting role at star for the Tide defense ... leads the UA defense with three forced turnovers, including a team-high tying two interceptions ... also recovered a fumble which he forced, returning the loose ball 28 yards for a touchdown ... racked up 28 tackles, including three for loss (-5 yards) ... added six pass breakups and a quarterback pressure to his totals ... named the SEC Freshman of the Week for his play against Texas A&M and Mississippi State ... earned defensive player of the week accolades from the Tide coaches following the Texas A&M, Tennessee and Mississippi State games. **Missouri:** Made the start at star in his first collegiate game ... recorded three tackles, including one for loss (-1 yard). **Texas A&M:** Shined in his second career start for UA, earning SEC Freshman of the Week recognition for his efforts ... tied for third on the UA defense with six tackles and led the Tide with two pass breakups ... registered his first career interception, ending an Aggie drive in the red zone ... selected as a defensive player of the week by the UA coaches for his play in the home opener. **Ole Miss:** Totaled seven tackles against the Rebels. **Georgia:** Picked off his second pass of the season, returning the interception 42 yards to set up the Tide near midfield ... also contributed two tackles, a pass breakup and one quarterback pressure ... played a key role in the Tide secondary group that forced UGA into an 18-of-40 passing night that included three interceptions. **Tennessee:** Scored his first career touchdown after forcing a fumble and returning the loose ball 28 yards for the score ... added two tackles, including one for loss (-2 yards), while breaking up one pass ... the turnover was his third in five games as a freshman ... earned defensive player of the week recognition from the UA coaching staff for his play in Knoxville. **Mississippi State:** Made a team-high eight tackles, including one for loss (-2 yards), while adding two pass breakups ... joined his teammates in forcing State into a 28-of-48 night for just 163 yards passing with two interceptions ... picked up his second SEC Freshman of the Week honors thanks to his standout effort against the Bulldogs ... also selected as one of the UA coaching staff's defensive players of the week.

CAREER STATISTICS

Year	Tackles					Fumbles				
	G-S	TT	UT	AT	TFL	QBH	Sacks	FF	FR	PBU INT
2020	6-6	28	17	11	3-5	1	0-0	1	1-28	6 2-42

CAREER BESTS

Tackles 8 vs. Mississippi State, 2020
Tackles for Loss 1 (three times); last vs. Mississippi State, 2020
Yards Lost 2 (twice); last vs. Mississippi State, 2020
Quarterback Hurries 1 vs. Georgia, 2020
Interceptions 1 (twice); last vs. Georgia, 2020
Return Yards 42 vs. Georgia, 2020
Pass Breakups 2 (twice); last vs. Mississippi State, 2020
Forced Fumbles 1 at Tennessee, 2020
Fumble Recoveries 1 at Tennessee, 2020
Fumble Return Yards 28 at Tennessee, 2020
Touchdowns (Fumble Recovery) 1 at Tennessee, 2020

DYLAN
MOSES

LINEBACKER

Sr. • 6-3 • 240 • 2L

Alexandria, La./
IMG Academy

32 A

SENIOR (2020): One of the top linebackers and defensive players in the nation ... the captain in the middle of the Alabama defense ... returns to the field after missing the 2019 season due to injury ... leads UA in tackles (50) and tackles for loss at 5.5 (-30 yards) ... also posted 1.5 sacks (-20 yards) and one interception as a senior ... First Team Preseason All-America selection by the Associated Press, ESPN.com and USA Today ... named a second-team honoree by The Sporting News and Walter Camp ... selected to the Butkus Award Watch List for a third consecutive season ... also selected to the watch lists for the Bednarik Award and the Bronko Nagurski Trophy ... earned defensive player of the week recognition from the UA coaching staff for his play against Georgia and Mississippi State. **Missouri:** Saw his first action since 2018 and made up for lost time ... finished second on the Tide defense with eight stops, including a team-leading 2.5 for loss (-12 yards) to go with half a sack (-8 yards) ... also credited with two quarterback hurries by the UA coaches. **Texas A&M:** Recorded six tackles, including half a stop for loss (-1 yard) in the Tide's home opener. **Ole Miss:** Led the Alabama defense with a career-high 13 tackles, including half a tackle for loss (-1 yard). **Georgia:** Played perhaps his most consistent game of the season on the way to defensive player of the week recognition from the UA coaches ... finished with 10 tackles, good for second on the defense ... added one sack (-12 yards) on the night ... directed the Tide defense that limited UGA to zero points and only 146 total yards of offense in the second half. **Tennessee:** Finished with six tackles against the Vols, including one for loss (-4 yards) ... ranked second in tackles for a UA defense that put together its best game to date. **Mississippi State:** Contributed seven tackles in the shutout effort ... added an interception in the end zone to keep State

off the board ... directed an Alabama defense that limited MSU to just 200 yards of offense on the night ... selected as a defensive player of the week by the Alabama coaching staff for his play against the Bulldogs.

CAREER STATISTICS

Year	Tackles					Fumbles				
	G-S	TT	UT	AT	TFL	QBH	Sacks	FF	FR	PBU INT
2017	11-2	30	19	11	5.5-24	0	1.5-17	1	0-0	0 1-11
2018	15-15	86	45	41	10-41	1	3.5-29	1	0-0	1 0-0
2019	MISSED SEASON DUE TO INJURY									
2020	6-6	50	29	21	5.5-30	0	1.5-20	0	0-0	0 1-1
TOTAL	32-23	166	93	73	21-95	1	6.5-66	2	0-0	1 2-12

CAREER BESTS

Tackles 13 at Ole Miss, 2020
Tackles for Loss 4 vs. Mercer, 2017
Yards Lost 17 vs. LSU, 2017
Sacks 1.5 vs. LSU, 2017
Yards Lost 17 vs. LSU, 2017
Quarterback Hurries 1 at Arkansas, 2018
Interceptions 1 (twice); last vs. Mississippi State, 2020
Return Yards 11 vs. Mercer, 2017
Pass Breakups 1 vs. Arkansas State, 2018
Forced Fumbles 1 (twice); last at Arkansas, 2018

KING
MWIKUTA

LINEBACKER

So. • 6-5 • 238 • 1L

West Point, Ga./
Troup County

30 A

SOPHOMORE (2020): Saw his role increase as the season wore on in his freshman campaign ... worked on special teams and defense and resumes that role this season. **Missouri:** Saw time against the Tigers but did not record any stats. **Texas A&M:** Worked in the home opener. **Ole Miss:** Played on special teams in Oxford. **Georgia:** Picked up minutes on special teams. **Tennessee:** Saw playing time in Knoxville.

CAREER STATISTICS

Year	Tackles					Fumbles				
	G-S	TT	UT	AT	TFL	QBH	Sacks	FF	FR	PBU INT
2019	10-0	4	1	3	0-0	0	0-0	0	0-0	0 0-0
2020	5-0	0	0	0	0-0	0	0-0	0	0-0	0 0-0
TOTAL	15-0	4	1	3	0-0	0	0-0	0	0-0	0 0-0

CAREER BESTS

Tackles 3 vs. New Mexico State, 2019

EVAN
NEAL

OFFENSIVE LINEMAN

So. • 6-7 • 360 • 1L

Okeechobee, Fla./
IMG Academy

73 A

SOPHOMORE (2020): Physical lineman who is starting at his second position – right tackle – in as many seasons with the Crimson Tide ... earned Freshman All-America recognition a season ago ... has 19 career starts, including six at right tackle in 2020 and 13 at left guard in 2019 ... helps anchor the right side of the Alabama offensive line that blocks for the nation's No. 1 scoring offense (47.2 ppg), No. 1 pass efficiency offense (200.68), No. 2 passing offense (380.0 ypg) and No. 24 rushing attack (175.2 ypg) among teams who have played more than two games ... the entire Alabama front has surrendered just five sacks (according to PFF) while quarterback Mac Jones has been on the field and just eight for the season on 190 drop backs to rank 20th nationally (1.75 sacks per game among teams who played three or more games) ... played 408 snaps during the 2020 season with just five missed assignments and three penalties ... has not been credited with an allowed sack by the Alabama coaches while surrendered just two quarterback hurries and a pressure ... selected as one of the Crimson Tide coaching staff's offensive players of the week for his play against Mississippi State. **Missouri:** Opened holes for 98 yards on 17 carries for running back Najee Harris in the 38-19 win at Missouri while providing time for Jones to complete 18-of-24 passes for 249 yards and two scores ... did not allow a sack or a pressure. **Texas A&M:** Played 57 snaps against the Aggies while providing time for Jones to throw for 435 yards and four touchdowns ... cleared a path for Alabama running backs to average just under five yards per rush. **Ole Miss:** Helped clear a path for the second most yards of total offense (723 yards) in school history ... opened holes for 306 rushing yards ... did not allow a sack or a pressure as Jones posted a 220.34 passer rating while throwing for 417 yards and two scores and Harris rushed for a school-record five touchdowns and a career-high 206 rushing yards while averaging 9.0 yards per carry. **Georgia:** Helped open holes for 564 yards of total offense and 41 points against the nation's top-ranked defense ... helped Harris eclipse the 150-yard rushing mark for the second straight week with 152 yards and a touchdown on 31 carries ... it was the first rushing score allowed by the Bulldogs this year ... did not allow a sack as Jones completed 75 percent of his passes for 417 yards and four touchdowns. **Tennessee:** Started at right tackle and played 60 snaps ... helped Alabama roll up 587 yards of total offense, including 417 yards in the air and 170 yards on the ground ... the Tide averaged 7.7 yards per play and 4.2 yards per rush while accounting for 30 first downs ...

did not allow a sack or a pressure. **Mississippi State:** Helped open holes for 208 yards on the ground while the Tide threw for 291 yards and four touchdowns ... helped the Tide average 6.8 yards per play and 5.2 yards per rush on 71 snaps at right tackle ... Harris ran for 119 yards on 21 carries (5.7 ypc) while Trey Sanders added 80 yards on 12 attempts ... kept the quarterback clean by not allowing a sack, quarterback hurry or pressure on 33 dropbacks ... selected as an offensive player of the week by the Alabama coaches for his efforts against the Bulldogs.



CHRIS OWENS

OFFENSIVE LINEMAN

R-Sr. • 6-3 • 315 • 3L

Arlington, Texas/
Lamar



SENIOR (2020): Versatile offensive lineman who can play multiple positions for the Crimson Tide ... a veteran backup at both center and tackle who has also helped at tight end a season ago ... played the four games of the 2020 season earning 76 snaps in a reserve role ... saw his most extensive playing time at Tennessee, earning 51 snaps on offense as the Tide rolled up 587 yards of total offense.



PIERCE QUICK

OFFENSIVE LINEMAN

R-Fr. • 6-5 • 280 • RS

Trussville, Ala./
Hewitt-Trussville



FRESHMAN (2020): Versatile offensive lineman who can play multiple positions for the Crimson Tide ... played in three games (Texas A&M, Tennessee and Mississippi State), earning three snaps with the second-team line late in the game against the Aggies, two versus the Vols and seven in the State game.



KENDALL RANDOLPH

TIGHT END/
OFFENSIVE LINEMAN

R-Jr. • 6-4 • 298 • 1L

Madison, Ala./
Bob Jones



JUNIOR (2020): Developed a role as both an offensive lineman and in-line tight end a season ago that has continued in 2020 ... provides UA with a versatile blocker that can be used in various ways ... started two games at tight end (Tennessee and Mississippi State) ... serves as Alex Leatherwood's backup at left tackle while also earning valuable playing time at tight end ... has seen action in all six games this season, earning 148 combined snaps at tackle and tight end ... started and recorded 29 snaps against No. 3 Georgia, a season-high 35 snaps at Tennessee and followed that up with 33 against Mississippi State.



LABRYAN RAY

DEFENSIVE LINEMAN

R-Jr. • 6-5 • 295 • 2L

Madison, Ala./
James Clemens



JUNIOR (2020): The veteran along the Alabama defensive front ... returns to the field after missing most of 2019 with a foot injury ... selected to the Outland Trophy Award Watch List ... also named to the Bronko Nagurski Trophy Watch List. **Missouri:** Made the start along the defensive line in his return to the field ... totaled four tackles, including half a sack (-8 yards). **Texas A&M:** Provided pressure in the passing game, finishing with one quarterback hurry ... added one tackle on the day. **Ole Miss:** Finished with six tackles against the Rebels.

CAREER STATISTICS

Year	Tackles					Fumbles				
	G-S	TT	UT	AT	TFL	QBH	Sacks	FF	FR	PBU INT
2017	6-0	5	2	3	2.5-16	0	1-14	0	0-0	0 0-0
2018	15-1	39	19	20	5.5-13	2	2.5-9	0	0-0	2 0-0
2019	3-3	9	4	5	1.5-12	0	1-11	1	0-0	0 0-0
2020	3-3	11	7	4	0.5-8	1	0.5-8	0	0-0	0 0-0
TOTAL	27-7	64	32	32	10-49	3	5-42	1	0-0	2 0-0

CAREER BESTS

Tackles 9 vs. Auburn, 2018
Tackles for Loss 1 (eight times); last vs. New Mexico State, 2019
Yards Lost 14 at Texas A&M, 2017
Sacks 1 (four times); last vs. New Mexico State, 2019
Yards Lost 14 at Texas A&M, 2017
Quarterback Hurries 1 (three times); last vs. Texas A&M, 2018
Pass Breakups 2 vs. Arkansas State, 2018
Forced Fumbles 1 vs. New Mexico State, 2019



WILL REICHARD

PLACEKICKER

So. • 6-1 • 190 • 1L

Hoover, Ala./
Hoover



SOPHOMORE (2020): Earned the starting kicker spot as a true freshman before injuries ended his season early ... worked as both a placekicker and a punter in 2019 ... assumes the field goal and PAT duties for the Crimson Tide as a sophomore ... totaled 61 points this season ... perfect on all scoring attempts with 37 PATs and eight made field goals in as many tries ... also contributed 24 kickoffs for 1,374 yards to average 57.2 yards per kick with six touchbacks ... selected as one of the special teams players of the week by the Alabama coaches for his play against Texas A&M, Georgia, Tennessee and Mississippi State. **Missouri:** Finished with eight total points thanks to his perfect 1-for-1 day on field goals and five made PATs in as many attempts ... hit from 34 yards out on his three-point play. **Texas A&M:** Contributed 10 points on the day thanks to a perfect 7-of-7 effort on PATs in addition to a 27-yard field goal ... also kicked off three times for 145 yards to average 48.3 yards per boot ... selected as one of the special teams players of the week by the UA coaching staff following the home opener. **Ole Miss:** Went 9-of-9 on PAT attempts against the Rebels in the win. **Georgia:** Totaled 11 points against UGA, hitting a pair of field goals and going 5-for-5 on PATs ... finished 2-for-2 on field goals including a career-high 52-yarder, Alabama's longest made field goal since 2015 ... added five kickoffs for 295 yards to average 59.0 yards per boot. **Tennessee:** Accounted for 12 of the Tide's points, going 6-for-6 on PAT attempts and adding two field goals ... connected from 39 and 24 yards out on his three-point kicks ... added nine kickoffs for 515 total yards with three touchbacks ... selected as one of the special teams players of the week by the Alabama coaching staff for his play in Knoxville. **Mississippi State:** Stayed perfect on the year, connecting on both his field goal attempts ... contributed 11 points with his five PATs in addition to his three-point kicks from 40 and 24 yards away ... added seven kickoffs for 419 yards to average 59.9 yards per boot with two touchbacks ... picked up special teams player of the week accolades from the coaching staff once again for his efforts on Halloween.

CAREER STATISTICS

KICKOFFS

Year	No.	Yards	Avg.	TB	OB
2019	29	1,831	63.1	22	1
2020	24	1,374	57.2	6	2
TOTAL	53	3,205	60.5	28	3

Extra Points				Field Goals			
Year	G-S	XP-A	Pct.	FG-A	Pct.	Long	Pts.
2019	4-4	21-22	95.5	4-7	57.1	49	33
2020	6-6	37-37	100.0	8-8	100.0	52	61
TOTAL	10-10	58-59	98.3	12-15	80.0	52	94

FIELD GOAL BREAKDOWN

Year	1-19	20-29	30-39	40-49	50+
2019	0-0	2-2	0-1	2-4	0-0
2020	0-0	3-3	3-3	1-1	1-1
TOTAL	0-0	5-5	3-4	3-5	1-1

PUNTS

Year	G-S	No.	Yds.	Avg.	Lng.	In 20	Ret. 50+	Net Blk.	Yds.	Avg.
2019	3-2	4	152	38.0	41	1	0	0	3	149
2020	3-2	4	152	38.0	41	1	0	0	3	149

CAREER BESTS

Kickoffs 10 vs. New Mexico State, 2019
Kickoff Yards 647 vs. New Mexico State, 2019
Kickoff Average 65.0 vs. Duke, 2019
Field Goals Made 2 (five times); last vs. Mississippi State, 2020
Field Goal Attempts 3 at South Carolina, 2019
Long Field Goal 52 vs. Georgia, 2020
PAT Made 9 at Ole Miss, 2020
PAT Attempts 9 at Ole Miss, 2020
Points 14 vs. New Mexico State, 2019
Punts 2 vs. Duke, 2019
Punt Yards 80 vs. Duke, 2019
Long Punt 41 vs. Duke, 2019
Average 40.0 (two punts) vs. Duke, 2019



BRIAN ROBINSON JR.

RUNNING BACK

Sr. • 6-1 • 228 • 3L

Tuscaloosa, Ala./Hillcrest

4 A

SENIOR (2020): The Crimson Tide's power back who also has the ability to catch passes out of the backfield ... pairs with Najee Harris to give Alabama one of the top running back duos in the country ... recorded 208 yards and two touchdowns on 37 carries this season ... converted a first down or scored a touchdown on 13 of his rushes.

Missouri: Carried four times for 18 yards with a long gain of 19 ... added one catch for no gain against the Tigers. **Texas A&M:** Led all Tide backs with 60 yards rushing on his 10 carries ... converted four first downs with a long gain of 16. **Ole Miss:** Provided the perfect complement to Harris with a big night of his own ... carried 10 times for a career-best 76 yards while scoring his first touchdown of the season. **Georgia:** Handled seven carries for 20 yards ... added one tackle on special teams.

Tennessee: Began the game with four rushes for 29 yards and a touchdown before an injury pulled him from action ... scored from seven yards out, one of the Tide's five rushing touchdowns on the day.

Mississippi State: Saw limited action as he came back from injury ... rushed two times for five yards.

CAREER STATISTICS


Year	Rushing						Receiving					
	G-S	Att.	Yds.	Avg.	TD	LP	Rec.	Yds.	Avg.	TD	LP	
2017	11-0	24	165	6.9	2	17	0	0	0.0	0	--	
2018	15-0	63	272	4.3	2	20	0	0	0.0	0	--	
2019	13-0	96	441	4.6	5	37	11	124	11.3	0	34	
2020	6-0	37	208	5.6	2	18	1	-2	0.0	0	--	
TOTAL	45-0	220	1,086	4.9	11	37	12	122	10.2	0	34	

KICKOFF RETURNS

Year	G	No.	Yards	Avg.	TD	LP
2018	14	5	84	16.8	0	30
2019	7	3	26	8.7	0	13
2020	6	0	0	0.0	0	--
TOTAL	27	8	110	13.8	0	30

CAREER BESTS

Rushes 13 (twice); last at Arkansas, 2019
Rushing Yards 76 at Ole Miss, 2020
Long Rush 37 vs. Arkansas, 2019
Touchdowns 1 (10 times); last at Tennessee, 2020
Receptions 2 (three times); last vs. Tennessee, 2019
Receiving Yards 37 at South Carolina, 2019
Long Reception 34 at South Carolina, 2019
Kickoff Returns 2 at Arkansas, 2018
Kickoff Return Yards 30 vs. Louisiana, 2018
Long Kickoff Return 30 vs. Louisiana, 2018
Tackles 2 at Mississippi State, 2017



DREW SANDERS

LINEBACKER

Fr. • 6-5 • 230 • HS

Denton, Texas/Ryan

20 A

FRESHMAN (2020): Force off the edge for the Crimson Tide ... working to develop a role in the Tide's young outside linebacker rotation while seeing consistent minutes on special teams ... named a special teams player of the week by the Alabama coaching staff for his play Tennessee.


Missouri: Saw his first collegiate action, recording one unassisted tackle in the debut. **Texas A&M:** Earned playing time against the Aggies. **Ole Miss:** Totaled two tackles on defense in his expanded minutes. **Georgia:** Saw time against the Bulldogs. **Tennessee:** Helped limit the Vols to 33 total yards on kickoff returns ... made one tackle on kickoff coverage after a six-yard return to put UT deep in its own territory ... earned special teams player of the week accolades from the UA coaches for his play against the Volunteers. **Mississippi State:** Made one tackle on kickoff coverage ... also saw time on defense.

CAREER STATISTICS

Year	Tackles						Fumbles					
	G-S	TT	UT	AT	TFL	QBH	Sacks	FF	FR	PBU	INT	
2020	6-0	5	2	3	0-0	0	0-0	0	0-0	0	0-0	

CAREER BESTS

Tackles 2 at Ole Miss, 2020



CHARLIE SCOTT

PUNTER

Sr. • 6-1 • 195 • TR

Greenwood Village, Colo./Cherry Creek/Air Force

85 A

SENIOR (2020): Transfer from the Air Force Academy ... younger brother of former Alabama punter and All-American JK Scott. **Tennessee:** Assumed the starting role at punter against the Vols ... punted twice for 69 yards with a long of 41 ... dropped both of his kicks inside the 20 with his defense forcing a fair catch on each. **Mississippi State:** Made the start ... called on to punt four times for a total of 152 yards to average 38.0 yards per kick ... had a long of 46 and dropped one inside the 20 ... forced three fair catches as the Tide coverage unit did not allow a return on the night.

CAREER STATISTICS (AT ALABAMA)

PUNTS											
Year	G-S	No.	Yds.	Avg.	Lng.	In 20	Ret. 50+	Net Blk.	Yds.	Avg.	
2020	2-2	6	221	36.8	46	3	0	0	0	221	36.8

CAREER BESTS (AT ALABAMA)

Punts 2 at Tennessee, 2020
Punt Yards 69 at Tennessee, 2020
Long Punt 41 at Tennessee, 2020
Average 34.5 (two punts) at Tennessee, 2020



DEVONTA SMITH

WIDE RECEIVER

Sr. • 6-1 • 175 • 3L

Amite, La./Amite

6 A

SENIOR (2020): Returned for his senior season, providing the Crimson Tide offense with one of the top big-play threats in all of college football ... owns a four- and five-touchdown game making him the only receiver in SEC history with multiple career games totaling four or more receiving touchdowns ... tied with Amari Cooper for the Alabama program record for career touchdown receptions at 31 ... also tied with Cooper for the most 200-plus yard receiving performances in program history at three apiece ... racked up 2,868 career receiving yards to rank third in UA annals ... hauled in 174 career receptions to rank fifth on the Alabama list ... averaging 16.5 yards per catch for his career, a total that is currently fourth all-time by an Alabama pass-catcher (minimum 100 catches) ... second in

the SEC and ranks fourth nationally in receptions with 56 ... paces the Tide and is sixth in Division I in receiving yards at 759 ... totaled eight touchdowns to lead all Alabama wideouts and tie for fourth in the nation ... converted a first down or a touchdown on a team-high 42 of his receptions this season ... selected as a First Team Preseason All-American by all major outlets, including the Associated Press, ESPN.com, The Sporting News, USA Today and Walter Camp ... named to the Biletnikoff Award Watch List, one year removed from being a semifinalist for the award ... also tabbed to the Maxwell Award Watch List ... selected as one of the offensive players of the week by the Alabama coaches for his play again Ole Miss, Georgia and Mississippi State. **Missouri:** Totaled 89 yards on a team-high tying eight catches ... added one rush for no gain while contributing one tackle on special teams. **Texas A&M:** Notched his first touchdown of the season as part of his team-leading six catches ... totaled 63 yards by day's end. **Ole Miss:** Led all wideouts with his career-high 13 catches, a total that matched the Alabama single-game mark for receptions ... totaled a team-best 164 yards receiving and added one touchdown ... earned offensive player of the week recognition from the Tide coaches for his efforts against the Rebels. **Georgia:** Earned offensive player of the week from the Alabama coaching staff for a standout performance against the nation's top-ranked defense ... paced all receivers with double-digit catches for a second straight week, posting 11 against the Bulldogs ... finished with a team-high 167 yards and two scores ... found the end zone from 17 and 13 yards out, toe-tapping the back line for the Tide's final score of the night to seal the victory against UGA. **Tennessee:** Tied for the team-high total for receptions with seven on the day in Knoxville ... tallied 73 yards with a long of 16 on those catches. **Mississippi State:** Recorded 11 catches for 203 yards and four touchdowns ... averaged 18.5 yards per catch with touchdowns of 35, 53, 11 and 10 yards ... nine of his receptions converted a touchdown or a first down, including four explosive plays of 30 yards or more ... earned offensive player of the week accolades from the Tide coaching staff for his output against the Bulldogs.

CAREER STATISTICS

Year	G-S	Rushing					Receiving				
		Att.	Yds.	Avg.	TD	LP	Rec.	Yds.	Avg.	TD	LP
2017	14-10	0	0	0.0	0	--	8	160	20.0	3	41
2018	14-10	0	0	0.0	0	--	42	693	16.5	6	57
2019	13-11	0	0	0.0	0	--	68	1,256	18.5	14	85
2020	6-6	2	2	1.0	1	14	56	759	13.6	8	53
TOTAL	47-27	2	2	1.0	1	14	174	2,868	16.5	31	85

KICKOFF RETURNS

Year	G	No.	Yards	Avg.	TD	LP
2019	1	0	0	0.0	0	--
2020	4	2	42	21.0	0	22
TOTAL	5	2	42	21.0	0	22

CAREER BESTS

Receptions 13 at Ole Miss, 2020
Receiving Yards 274 vs. Ole Miss, 2019
Long Reception 85 vs. LSU, 2019
Touchdowns 5 vs. Ole Miss, 2019
Rushes 1 (twice); last at Ole Miss, 2020
Rushing Yards 14 at Ole Miss, 2020
Long Rush 14 at Ole Miss, 2020

Touchdowns 1 at Ole Miss, 2020
Kickoff Returns 2 at Ole Miss, 2020
Kickoff Return Yards 42 at Ole Miss, 2020
Long Kickoff Return 22 at Ole Miss, 2020
Tackles 1 (four times); last at Missouri, 2020



EDDIE SMITH

DEFENSIVE BACK

R-So. • 6-0 • 196 • 1L

Slidell, La./
Salmen



SOPHOMORE (2020): Gained valuable experience in his first two seasons ... provides UA with a versatile defender that can play multiple positions in the secondary. **Mississippi State:** Saw time against the Bulldogs.

CAREER STATISTICS

Year	G-S	Tackles					Fumbles				
		TT	UT	AT	TFL	QBH	Sacks	FF	FR	PBU	INT
2018	7-0	0	0	0	0-0	0	0-0	0	0-0	0	0-0
2019	1-0	0	0	0	0-0	0	0-0	0	0-0	0	0-0
2020	1-0	0	0	0	0-0	0	0-0	0	0-0	0	0-0
TOTAL	9-0	0	0	0	0-0	0	0-0	0	0-0	0	0-0



TIM SMITH

DEFENSIVE LINEMAN

Fr. • 6-4 • 320 • HS

Sebastian, Fla./
Sebastian River



FRESHMAN (2020): Rookie lineman who provides depth along the Alabama defensive front ... excelled in practice to earn a game day role. **Georgia:** Rotated in along the line for his first collegiate playing time. **Tennessee:** Recorded three tackles against the Vols. **Mississippi State:** Made a significant impact in his time on the field ... forced a fumble and recovered the loose ball for the Tide ... added one tackle on the night.

CAREER STATISTICS

Year	G-S	Tackles					Fumbles				
		TT	UT	AT	TFL	QBH	Sacks	FF	FR	PBU	INT
2020	3-0	4	2	2	0-0	0	0-0	1	1-0	0	0-0

CAREER BESTS

Tackles 3 at Tennessee, 2020
Forced Fumbles 1 vs. Mississippi State, 2020
Fumble Recoveries 1 vs. Mississippi State, 2020



PATRICK SURTAIN II

DEFENSIVE BACK

Jr. • 6-2 • 202 • 2L

Plantation, Fla./
American Heritage



JUNIOR (2020): A lockdown corner for the Alabama defense and one of the top defenders in the nation ... worked in every game during his time at UA, including 31 consecutive starts ... broken up five passes and totaled 22 tackles, including one for loss (-2 yards) as a junior ... added two quarterback hurries, a fumble recovery and a pick-six from 25 yards out ... earned First Team Preseason All-America recognition from ESPN.com ... tabbed a second-team honoree by the Associated Press, The Sporting News, USA Today and Walter Camp ... earned a spot on the Jim Thorpe Award Watch List, an honor presented to the nation's top defensive back ... named to the Bednarik Award Watch List ... also selected to the Bronko Nagurski Trophy Watch List ... earned defensive player of the week honors from the Alabama coaching staff for his play against Ole Miss, Georgia and Mississippi State. **Missouri:** Recovered a fumble while also contributing two tackles against the Tigers. **Texas A&M:** Finished with a pass breakup and one quarterback hurry to go with a tackle in the home opener. **Ole Miss:** Totaled six tackles in Oxford ... added one quarterback hurry on a delayed blitz ... selected as one the Tide coaching staff's defensive players of the week for his efforts. **Georgia:** Earned defensive player of the week recognition for his strong performance against the Bulldogs ... recorded five tackles and a pass breakup ... helped guide UA's secondary unit that forced two interceptions in the second half and three total on the evening. **Tennessee:** Broke up a career-high three passes ... added four tackles, including one for loss (-2 yards). **Mississippi State:** Recorded his first career pick-six taking the interception into the end zone from 25 yards out ... added four tackles on the night ... played a key role in limiting State's air raid offense to only 163 yards passing ... earned defensive player of the week recognition from the UA coaching staff for his efforts on Halloween.


CAREER STATISTICS

Year	G-S	Tackles					Fumbles				
		TT	UT	AT	TFL	QBH	Sacks	FF	FR	PBU	INT
2018	15-12	37	28	9	1.5-3	1	0-0	1	0-0	7	1-20
2019	13-13	42	32	10	1-1	1	0-0	3	1-0	8	2-24
2020	6-6	22	10	12	1-2	2	0-0	0	1-0	5	1-25
TOTAL	34-31	101	70	31	3.5-6	4	0-0	4	2-0	20	4-69

CAREER BESTS

Tackles 8 at South Carolina, 2019
Tackles for Loss 1 (three times); last at Tennessee, 2020
Yards Lost 2 (twice); last at Tennessee, 2020
Quarterback Hurries 1 (four times); last at Ole Miss, 2020
Interceptions 1 (four times); last vs. Mississippi State, 2020
Return Yards 25 vs. Mississippi State, 2020

Touchdowns (INT return) 1 vs. Mississippi State, 2020
Pass Breakups 3 at Tennessee, 2020
Forced Fumbles 1 (four times); last vs. LSU, 2019
Fumble Recoveries 1 (twice); last at Missouri, 2020



MAJOR TENSION

TIGHT END

R-Jr. • 6-5 • 252 • 2L

Flint, Texas/
Bullard

88 A

JUNIOR (2020): Veteran tight end who provides UA with a wealth of experience ... missed the season opener with an illness. **Texas A&M:** Returned to action against the Aggies but did not record any stats. **Ole Miss:** Earned time on the road in Oxford. **Georgia:** Worked significant minutes at tight end and on special teams. **Tennessee:** Saw minutes against the Vols. **Mississippi State:** Played against the Bulldogs on Halloween.

CAREER STATISTICS

Year	G-S	Rushing					Rec.	Receiving			
		Att.	Yds.	Avg.	TD	LP		Yds.	Avg.	TD	LP
2017	5-0	0	0	0.0	0	--	2	30	15.0	0	21
2018	4-0	0	0	0.0	0	--	0	0	0.0	0	--
2019	13-1	0	0	0.0	0	--	3	21	7.0	1	12
2020	5-0	0	0	0.0	0	--	0	0	0.0	0	--
TOTAL	27-1	0	0	0.0	0	--	5	51	10.2	1	21

CAREER BESTS

Receptions 2 vs. Duke, 2019
Receiving Yards 21 vs. Mercer, 2017
Long Reception 21 vs. Mercer, 2017
Touchdowns 1 vs. Duke, 2019



CARL TUCKER

TIGHT END

Sr. • 6-2 • 248 • TR

Concord, N.C./
Hough/North Carolina

86 A

SENIOR (2020): Graduated from North Carolina before joining the Crimson Tide this fall ... played in 38 games for the Tar Heels ... selected to the John Mackey Award Watch List prior to the 2020 season. **Missouri:** Got the start in his first game at Alabama ... helped provide blocks for the Tide ground game. **Texas A&M:** Started for a second consecutive week but did not record any stats. **Ole Miss:** Returned a short kickoff by the Rebels for a 23-yard gain to set up an eventual Tide touchdown ... also helped block for the Tide rushing group that racked up 306 yards on the ground. **Mississippi**

State: Returned from a two-week break due to injury ... contributed on special teams and offense.

CAREER STATISTICS (AT ALABAMA)

Year	G-S	Rushing					Rec.	Receiving			
		Att.	Yds.	Avg.	TD	LP		Yds.	Avg.	TD	LP
2020	4-3	0	0	0.0	0	--	0	0	0.0	0	--

KICKOFF RETURNS

Year	G	No.	Yards	Avg.	TD	LP
2020	4	1	23	23.0	0	23

CAREER BESTS (AT ALABAMA)

Kickoff Returns 1 at Ole Miss, 2020
Kickoff Return Yards 23 at Ole Miss, 2020
Long Kickoff Return 23 at Ole Miss, 2020



BRANDON TURNAGE

DEFENSIVE BACK

R-Fr. • 6-1 • 186 • RS

Oxford, Miss./
Lafayette

7 A

FRESHMAN (2020): Redshirted in his first season at the Capstone after working in one game ... gaining experience each week now in his second season with the Crimson Tide. **Mississippi State:** Came off the bench and broke up one pass against the Bulldogs.

CAREER STATISTICS

Year	G-S	Tackles					Fumbles				
		TT	UT	AT	TFL	QBH	Sacks	FF	FR	PBU	INT
2019	1-0	0	0	0	0-0	0	0-0	0	0-0	0	0-0
2020	1-0	0	0	0	0-0	0	0-0	0	0-0	1	0-0
TOTAL	2-0	0	0	0	0-0	0	0-0	0	0-0	1	0-0

CAREER BESTS

Pass Breakups 1 vs. Mississippi State, 2020



ROYDELL WILLIAMS

RUNNING BACK

Fr. • 5-10 • 210 • HS

Hueytown, Ala./
Hueytown

23 A

FRESHMAN (2020): Powerful runner who has the ability to break tackles ... put together a good Fall Camp ... looking to secure a role in the Tide's deep backfield while also working on special teams. **Missouri:** Saw his first collegiate action on special teams but did not record any stats. **Texas A&M:** Entered on special teams in the home opener. **Georgia:** Worked on special teams against the

Bulldogs. **Tennessee:** Recorded his first career carries and yards, totaling three yards on his two rushes in Knoxville. **Mississippi State:** Saw time against the Bulldogs but did not record any carries.

CAREER STATISTICS

Year	G-S	Rushing					Rec.	Receiving			
		Att.	Yds.	Avg.	TD	LP		Yds.	Avg.	TD	LP
2020	5-0	2	3	1.5	0	4	0	0	0.0	0	--

CAREER BESTS

Rushes 2 at Tennessee, 2020
Rushing Yards 3 at Tennessee, 2020
Long Rush 4 at Tennessee, 2020



RONALD WILLIAMS JR.

DEFENSIVE BACK

Jr. • 6-2 • 190 • TR

Ferriday, La./
Ferriday/
Hutchinson C.C.

22 A

JUNIOR (2020): Junior college transfer who can play multiple positions in the secondary ... missed the early part of the season with an arm injury. **Mississippi State:** Made his debut for the Crimson Tide ... recorded one tackle in his return from injury.

CAREER STATISTICS (AT ALABAMA)

Year	G-S	Tackles					Fumbles				
		TT	UT	AT	TFL	QBH	Sacks	FF	FR	PBU	INT
2020	1-0	1	1	0	0-0	0	0-0	0	0-0	0	0-0

CAREER BESTS (AT ALABAMA)

Tackles 1 vs. Mississippi State, 2020



XAVIER WILLIAMS

WIDE RECEIVER

R-So. • 6-1 • 190 • 1L

Hollywood, Fla./
Chaminade-Madonna
Prep

3 A

SOPHOMORE (2020): Speedy wideout who adds depth in the Tide's receiver rotation ... played in four games a season ago ... working to find a role in UA's deep receiver rotation. **Texas A&M:** Saw time against the Aggies.

CAREER STATISTICS

Year	Rushing						Receiving					
	G-S	Att.	Yds.	Avg.	TD	LP	Rec.	Yds.	Avg.	TD	LP	
2018	1-0	0	0	0.0	0	--	0	0	0.0	0	--	
2019	4-0	0	0	0.0	0	--	0	0	0.0	0	--	
2020	1-0	0	0	0.0	0	--	0	0	0.0	0	--	
TOTAL	6-0	0	0	0.0	0	--	0	0	0.0	0	--	



DANIEL WRIGHT

DEFENSIVE BACK

R-Jr. • 6-1 • 195 • 2L

Fort Lauderdale, Fla./
Boyd Anderson

3 A

JUNIOR (2020): Experienced defender who can play multiple positions in the secondary ... secured the starting safety spot during the fall ... picked off two passes this season with 65 yards and a touchdown on the returns ... totaled 28 tackles, including one for loss (-1 yard) ... also has two pass breakups ... earned defensive player of the week accolades from the UA coaching staff following the Mississippi State game. **Missouri:** Led Alabama in tackles with 11 solo stops in his first career start ... added one tackle for loss (-1 yard). **Texas A&M:** Picked off his first career pass, returning it 47 yards for a score ... also contributed three tackles in the Tide's home opener. **Ole Miss:** Finished with five tackles against the Rebels. **Georgia:** Intercepted his second pass of the season and added 18 yards on the return ... also contributed four tackles on the night. **Tennessee:** Registered four tackles and a pass breakup against the Volunteers. **Mississippi State:** Made one tackle while also breaking up a pass ... helped the Tide limit State's air raid offense to only 167 yards passing and just 200 yards of total offense ... earned defensive player of the week recognition for his efforts against the Bulldogs.

CAREER STATISTICS

Year	Tackles						Fumbles					
	G-S	TT	UT	AT	TFL	QBH	Sacks	FF	FR	PBU	INT	
2017	14-0	10	4	6	0-0	0	0-0	0	0-0	0	0-0	
2018	4-0	8	5	3	0-0	0	0-0	0	0-0	2	0-0	
2019	13-0	8	3	5	0-0	0	0-0	0	0-0	0	0-0	
2020	6-5	28	22	6	1-1	0	0-0	0	0-0	2	2-65	
TOTAL	37-5	54	34	20	1-1	0	0-0	0	0-0	4	2-65	

CAREER BESTS

Tackles 11 at Missouri, 2020
Tackles for Loss 1 at Missouri, 2020
Yards Lost 1 at Missouri, 2020
Interceptions 1 (twice); last vs. Georgia, 2020
Return Yards 47 vs. Texas A&M, 2020
Touchdowns (INT return) 1 vs. Texas A&M, 2020
Pass Breakups 2 vs. Arkansas State, 2018



STEPHON WYNN JR.

DEFENSIVE LINEMAN

R-So. • 6-4 • 310 • 1L

Anderson, S.C./
IMG Academy

90 A

SOPHOMORE (2020): Redshirted his first season after three games of action before playing in nine contests in 2019 ... working in a rotational role along the defensive front. **Mississippi State:** Posted one tackle against the Bulldogs.

CAREER STATISTICS

Year	G-S	Tackles					Fumbles				
		TT	UT	AT	TFL	QBH	Sacks	FF	FR	PBU	INT
2018	3-0	3	1	2	0-0	0	0-0	0	0-0	0	0-0
2019	9-0	7	1	6	0-0	0	0-0	0	0-0	0	0-0
2020	1-0	1	0	1	0-0	0	0-0	0	0-0	0	0-0
TOTAL	13-0	11	2	9	0-0	0	0-0	0	0-0	0	0-0

CAREER BESTS

Tackles 2 (three times); last vs. Western Carolina, 2019



BRYCE YOUNG

QUARTERBACK

Fr. • 6-0 • 194 • HS

Pasadena, Calif./
Mater Dei

9 A

FRESHMAN (2020): Elite quarterback prospect from California ... impressive passer who is working to gain experience behind starter Mac Jones ... gone 8-of-15 passing for 84 yards this season ... added six rushes for no gain. **Missouri:** Made his collegiate debut late in the third quarter ... finished 5-of-8 for 54 yards as a passer ... added four rushes for two yards against the Tigers. **Texas A&M:** Entered late in the fourth quarter but did not attempt a pass. **Tennessee:** Totaled 30 yards on 3-of-5 passing ... added one rush for no gain. **Mississippi State:** Finished 0-for-2 passing while adding one rush.

CAREER STATISTICS

Year	G-S	Passing					Rushing				
		Com-Att-Int	Pct.	Yds.	TD	LP	No.	Yds.	Avg.	TD	LP
2020	4-0	8-15-0	53.3	84	0	23	6	0	0.0	0	12

CAREER BESTS

Completions 5 at Missouri, 2020
Attempts 8 at Missouri, 2020
Passing Yards 54 at Missouri, 2020
Long Pass 23 at Missouri, 2020
Rushes 4 at Missouri, 2020
Rushing Yards 2 at Missouri, 2020
Long Rush 12 at Missouri, 2020



BYRON YOUNG

DEFENSIVE LINEMAN

So. • 6-3 • 292 • 1L

Laurel, Miss./
West Jones

47 *A*

SOPHOMORE (2020): Contributed significant minutes as a freshman, working in all 13 games with five starts ... returned a wealth of experience for his sophomore campaign ... collected 11 tackles, three of which have gone for a loss (-6 yards) ... selected as one of the defensive players of the week for his play against Mississippi State. **Missouri:** Cycled in along the defensive front for the Crimson Tide. **Texas A&M:** Finished with three tackles on the day, including one for loss (-2 yards). **Ole Miss:** Recorded one tackle on the night. **Georgia:** Blew through the line to record one tackle for loss (-1 yard) against the Bulldogs. **Tennessee:** Spent another afternoon in the opponent's backfield ... finished with a season-high four tackles, including one for loss (-3 yards). **Mississippi State:** Recorded two tackles against the Bulldogs ... helped pressure the State passers into a 28-of-42 night that included two interceptions ... picked up defensive player of the week honors for his play against the Bulldogs.

CAREER STATISTICS

Year	G-S	Tackles					Fumbles				
		TT	UT	AT	TFL	QBH	Sacks	FF	FR	PBU	INT
2019	13-5	23	6	17	1.5-7	1	1-7	0	0-0	1	0-0
2020	6-1	11	4	7	3-6	0	0-0	0	0-0	0	0-0
TOTAL	19-6	34	10	24	4.5-13	1	1-7	0	0-0	1	0-0

CAREER BESTS

Tackles 5 vs. Western Carolina, 2019
Tackles for Loss 1 (four times); last at Tennessee, 2020
Yards Lost 7 vs. Western Carolina, 2019
Sacks 1 vs. Western Carolina, 2019
Yards Lost 7 vs. Western Carolina, 2019
Quarterback Hurries 1 vs. Michigan, 2019
Pass Breakups 1 vs. Michigan, 2019