



# SOUTH CAROLINA (2-7) AT KENTUCKY (3-6)

-----

## CAROLINA GAME NOTES

### ON THE AIR

**TELEVISION**

**National Broadcast** ..... **SEC Network**  
 Play-by-Play ..... Tom Hart  
 Analyst ..... Jordan Rodgers  
 Sideline ..... Cole Cubelic

**RADIO**

**Gamecock IMG Sports Network**

Play-by-Play ..... Todd Ellis  
 Analyst ..... Tommy Suggs  
 Sideline ..... Jamar Nesbit

**Satellite Radio** ..... Sirius 137/XM 380

### QUICK FACTS

Location ..... Columbia, S.C.  
 Founded ..... 1801  
 Enrollment ..... 34,795

### COACHING STAFF

Head Coach (Interim)/Off. Coord. .... Mike Bobo  
 Alma Mater ..... Georgia (1998)  
 Record at South Carolina ..... 0-2 (1st year)  
 Overall Record ..... 28-37 (6th year)  
 Tight Ends ..... Bobby Bentley  
 Wide Receivers ..... Joe Cox\*  
 Running Backs ..... Des Kitchens  
 Special Teams Coord./Asst. DBs ..... Kyle Krantz\*  
 Outside Linebackers ..... Mike Peterson  
 Defensive Coord./DBs ..... Travaris Robinson  
 Defensive Line ..... Tracy Rocker  
 Quarterbacks ..... Connor Shaw  
 Linebackers ..... Rod Wilson  
 Offensive Line ..... Eric Wolford  
 Director - Strength & Conditioning ..... Paul Jackson  
 Head Football Athletic Trainer ..... Clint Haggard

\*Seated in the Press Box

### COMMUNICATIONS

Assistant AD/Communications ..... Steve Fink  
 Fink Email ..... finksc@mailbox.sc.edu  
 Fink Office ..... 803-777-7987  
 Fink Cell ..... 803-240-5268  
 Fink Twitter ..... @SteveFink\_SID  
 Associate Communications Dir. .... Kent Reichert  
 Associate Communications Dir. .. Michael DeBates  
 Official Website ..... www.gamecocksonline.com  
 Twitter ..... @GamecockFB  
    @GamecockFBInfo



### 2020 SOUTH CAROLINA SCHEDULE



**vs #16/21 TENNESSEE VOLUNTEERS:** Sept. 26 - 7:30 pm ET - SECN   **Final:** UT 31; SC 27  
 Williams-Brice Stadium (77,559), Columbia, S.C.                                       **SC Record:** 0-1  
 Vols use 2 turnovers, including a pick-6, and hold off Gamecocks                     **Attend:** 15,009



**at #3/3 FLORIDA GATORS:** Oct. 3 - Noon ET - ESPN                                       **Final:** UF 38; SC 24  
 Ben Hill Griffin Stadium (88,548), Gainesville, Fla.                                     **SC Record:** 0-2  
 Trask throws for 268 yards and 4 scores as Gators outscore Gamecocks   **Attend:** 15,120



**at VANDERBILT COMMODORES:** Oct. 10 - Noon ET - SECN                               **Final:** SC 41; VU 7  
 Vanderbilt Stadium (39,773), Nashville, Tenn.   **SC Record:** 1-2  
 Harris runs for 171 yards as Gamecocks win 12th-straight over 'Dores.   **Attend:** 1,288



**vs #15/14 AUBURN TIGERS:** Oct. 17 - Noon - ESPN                                       **Final:** SC 30; AU 22  
 Williams-Brice Stadium (77,559), Columbia, S.C.                                     **SC Record:** 2-2  
 Horn's 2 INT's help South Carolina win for first time since 1933                     **Attend:** 15,766



**at #-/RV LSU TIGERS:** Oct. 24 - 7 pm - ESPN   **Final:** LSU 52, SC 24  
 Tiger Stadium (102,321), Baton Rouge, La.   **SC Record:** 2-3  
 LSU scores in all three phases; Jones registers 19 tackles for Carolina   **Attend:** 21,855



**vs #7/7 TEXAS A&M AGGIES:** Nov. 7 - 7 pm - ESPN                                       **Final:** TAMU 48, SC 3  
 Williams-Brice Stadium (77,559), Columbia, S.C.                                     **SC Record:** 2-4  
 A&M dominates all phases of the game in improving to 7-0 vs. SC                   **Attend:** 16,253



**at OLE MISS REBELS:** Nov. 14 - 7:30 pm - SECN                                       **Final:** OM 59, SC 42  
 Vaught Hemingway Stadium (64,038), Oxford, Miss.                                     **SC Record:** 2-5  
 Harris rushes for 243 and a school-record 5 touchdowns in loss                   **Attend:** 13,596



**vs #-/RV MISSOURI TIGERS:** Nov. 21 - 7:30 pm - SECNA                               **Final:** MU 17, SC 10  
 Williams-Brice Stadium (77,559), Columbia, S.C.                                     **SC Record:** 2-6  
 Gamecocks rally from 17 down at the half but fall short                             **Attend:** 13,603



**vs #13/10 GEORGIA BULLDOGS:** Nov. 28 - 7:30 pm - SECN                             **Final:** UGA 45, SC 16  
 Williams-Brice Stadium (77,559), Columbia, S.C.                                     **SC Record:** 2-7  
 Georgia puts up 21 points in the 1st quarter and rolls to victory                   **Attend:** 16,444



**at KENTUCKY WILDCATS:** Dec 5 - 7:30 pm - SECN  
 Kroger Field (61,000), Lexington, Ky.  
 SC won last year to snap a 5-game UK win streak after SC won 13 of 14 from 2000-13



**HELMET STICKER:** The South Carolina Football team will wear a "Dodie" sticker on its helmets during the 2020 season in honor of longtime Gamecock supporter Dolores "Dodie" Anderson, who passed away in July at the age of 92. Her giving to the University helped fund the athletic academic center, which bears her name, and is often called simply, "The Dodie." She was awarded the The Order of the Palmetto by South Carolina Governor Henry McMaster in 2019. Forever to Thee!



**KENTUCKY**

**Record: 3-6**

Head Coach.....Mark Stoops  
 Alma Mater.....Iowa (1989)  
 Missouri Record.....47-50 (8th year)  
 Career Record.....47-50 (8th year)  
 Football Contact.....Susan Lax  
 Email.....slax0@uky.edu  
 Office.....859-257-8420  
 Cell.....859-608-5019  
 Official Website.....www.ukathletics.com

**Wildcats Schedule**

Sep. 26 at 8/8 Auburn..... L, 13-29  
 Oct. 3 vs Ole Miss.....L, 41-42 (OT)  
 Oct. 10 vs Mississippi State..... W, 24-2  
 Oct. 17 at 18/17 Tennessee..... W, 34-7  
 Oct. 24 at Missouri..... L, 10-20  
 Oct. 31 vs 2/2 Georgia..... L, 3-14  
 Nov. 7 OPEN  
 Nov. 14 vs Vanderbilt..... W, 38-35  
 Nov. 21 at 1/1 Alabama..... L, 3-63  
 Nov. 28 at 6/5 Florida..... L, 10-34  
 Dec. 5 vs South Carolina..... 7:30 pm

**Series Capsule**

Series History..... SC leads 18-12-1  
 In Columbia..... SC leads 9-5-1  
 In Lexington..... SC leads 9-7-0  
 First Meeting..... UK 27, SC 7 (1937)  
 Last Meeting..... SC 24, UK 7 (2019)  
 Last Meeting in Lexington..... UK 24, SC 10 (2018)  
 Last 5 Games..... UK 4, SC 1  
 Last 10 Games..... UK 6, SC 4  
 Bobo vs. Kentucky..... 0-0  
 Stoops vs. South Carolina..... 5-2

**Series Superlatives**

Most Points - SC..... 54 (2011)  
 Most Points - UK..... 45 (2014)  
 Most Points - Combined..... 83 (2014)  
 UK 45, SC 38  
 Fewest Points - Combined..... 22 (1992)  
 UK 13, SC 9  
 Biggest Margin Victory - SC..... 51 (2011)  
 SC 54, UK 3  
 Biggest Margin Victory - UK..... 20 (twice)  
 UK 27, SC 7 (1937); UK 30, SC 10 (1999)  
 Longest Winning Streak - SC..... 10 (2000-09)  
 Longest Winning Streak - UK..... 5 (2014-18)  
 Current Streak..... SC has won 1 straight

**CAROLINA VS. KENTUCKY:** This is the 32nd meeting between the Gamecocks and Wildcats in a series that dates back to 1937. Carolina leads the all-time series 18-12-1, including a 9-7 advantage in Lexington. The teams played just three times (1937, 1978 and 1981) before Carolina joined the SEC in 1992. Since then, they have met every year. Since joining the SEC, the Gamecocks own a 17-11 record against UK, including wins in 14 of the 20 meetings in this century.

**IT'S GETTING LATE:** December 5 is the latest date the two teams have ever met on the gridiron. In fact, they had only played once as late as November previously, and that was in the first meeting back in 1937. Since then, all 30 meetings have come in either September (11 times) or October (19 times).

**THE LAST TIME THEY MET:** Tavien Feaster (107) and Rico Dowdle (102) combined for 209 rushing yards, nearly matching Kentucky's entire offensive output of 212 yards, as the Gamecocks rolled to an easy 24-7 win in Columbia on Sept. 28, 2019. Feaster scored twice and Dowdle once as the Gamecocks rolled up 387 yards in the win. The Carolina defense pitched a shutout until Kentucky finally got on the board with just 2:32 left in the contest. The seven points was the fewest the Wildcats had scored against the Gamecocks since being held to three points in the 2011 contest. The Carolina win snapped a five-game losing streak in the all-time series.

**THE LAST TIME THEY MET HERE:** Benny Snell ran for 99 yards and one of Kentucky's three-consecutive first-half touchdowns before the No. 17 Wildcats held on for a 24-10 win over South Carolina on Sept. 29, 2018, in Lexington, Ky. Kentucky scored on four-straight drives to take a 24-3 lead into intermission. The two teams were close in total yards (327-321 in favor of Kentucky) and first downs (20-19 in favor of Carolina) but four Gamecock turnovers proved to be the difference.

**THE LAST WIN IN LEXINGTON:** Carolina has dropped its last three contests in the Commonwealth, dating back to a 38-17 win in 2012. In that contest, the sixth-ranked Gamecocks erased a 10-point halftime deficit, scoring 31 second-half points. Marcus Lattimore carried 23 times for 120 yards in the win, while Connor Shaw completed 15-of-18 passes for 148 yards and two touchdowns and added 76 yards on the ground on 19 carries. After allowing 17 points and 173 yards in the first half, the Carolina defense pitched a shutout in the second half, limiting Kentucky to just 70 yards over the final 30 minutes. Since that win, Kentucky has posted home wins by scores of 45-38 in 2014, 17-10 in 2016 and 24-10 in 2018.

**BLUE GRASS TIES:** Gamecock assistant coach **Kyle Krantz** served as a graduate assistant on the Wildcat staff in 2011 and 2012.

**GET OUT THE WINTER COAT:** A 7:30 pm kick in Lexington in December could mean a chilly night, with a game time temperature predicted to be in the 30s. The Gamecocks have not kicked off a game with a temperature below 43 degrees since the Papajohns.com Bowl versus UConn, held Jan. 2, 2010 in Birmingham, Ala., when the thermometer read 27 degrees at kick for that afternoon contest.

**By the Numbers**

	SC	UK
Record	2-7	3-6
Points/Game	24.1	19.6
Opp. Points/Game	35.4	27.3
Rushing Attempts	325	344
Yards Rushing/Game	153.6	175.9
Yards Per Rush	4.3	4.6
Opp. Rushing Attempts	353	338
Opp. Yards Rush/Game	184.8	152.2
Opp. Yards/Rush	4.7	4.1
Passes Attempted	268	196
Passes Completed	163	115
Yards Pass/Game	196.1	115.9
Opp. Passes Attempted	264	289
Opp. Passes Completed	176	196
Opp. Yards Pass/Game	262.2	232.9
Total Plays	593	540
Total Offense	3147	2626
Avg. Yards/Game	349.7	291.8
Avg. Yards/Play	5.3	4.9
Opp. Total Plays	617	627
Opp. Total Offense	4023	3466
Opp. Total Yards/Game	447.0	385.1
Opp. Total Yards/Play	6.5	5.5
3rd Down Conv.	37%	38%
Opp. 3rd Down Conv.	50%	44%
4th Down Conv.	15-21	5-12
Opp. 4th Down Conv.	6-12	13-20
Avg. Poss. Time/Game	29:44	30:22

**Series Game-by-Game**

YEAR	DATE	W/L	SCORE	H/A
1937	11/06	L	7-27	A
1978	09/16	T	14-14	H
1981	10/10	W	28-14	A
1992	09/26	L	9-13	A
1993	09/23	L	17-21	H
1994	09/24	W	23-9	A
1995	09/23	L	30-35	H
1996	10/12	W	25-14	A
1997	10/11	W	38-24	H
1998	10/10	L	28-33	A
1999	10/09	L	10-30	H
2000	10/07	W	20-17	A
2001	10/06	W	42-6	H
2002	10/12	W	16-12	A
2003	10/09	W	27-21	H
2004	10/16	W	12-7	A
2005	10/08	W	44-16	H
2006	10/07	W	24-17	A
2007	10/04	W	38-23	H
2008	10/11	W	24-17	A
2009	10/10	W	28-26	H
2010	10/16	L	28-31	A
2011	10/08	W	54-3	H
2012	09/29	W	38-17	A
2013	10/05	W	35-28	H
2014	10/04	L	38-45	A
2015	09/12	L	22-26	H
2016	09/24	L	10-17	A
2017	09/16	L	13-23	H
2018	09/29	L	10-24	A
2019	09/28	W	24-7	H



# 2020 SEC Standings

## EASTERN DIVISION

	REC	PCT	PF	PA
Florida	7-1	.875	347	207
Georgia	6-2	.750	250	165
Missouri	4-3	.571	171	175
Kentucky	3-6	.333	176	246
Tennessee	2-5	.286	141	219
<b>South Carolina</b>	<b>2-7</b>	<b>.222</b>	<b>217</b>	<b>319</b>
Vanderbilt	0-8	.000	116	294

## WESTERN DIVISION

	REC	PCT	PF	PA
Alabama	8-0	1.000	388	148
Texas A&M	6-1	.857	220	157
Auburn	5-3	.625	213	196
Ole Miss	4-4	.500	318	310
LSU	3-4	.429	213	212
Arkansas	3-5	.375	206	247
Mississippi State	2-6	.250	146	227

## Last Week in the SEC

### Games of November 28

**Georgia 45, South Carolina 16**

Missouri 41, Vanderbilt 0

Florida 34, Kentucky 10

Alabama 42, Auburn 13

Ole Miss 31, Mississippi State 24

Texas A&M 20, LSU 7

## This Week in the SEC

### Games of December 5

**South Carolina at Kentucky, 7:30 pm**

Texas A&M at Auburn, Noon

Arkansas at Missouri, Noon

Florida at Tennessee, 3:30 pm

Vanderbilt at Georgia, 4 pm

Alabama at LSU, 8 pm

## Next Week in the SEC

### Games of December 12

Auburn at Mississippi State

LSU at Florida

Texas A&M at Tennessee

## A South Carolina win over Kentucky would...

- ◆ Snap the Gamecocks' five-game losing streak.
- ◆ Give the Gamecocks back-to-back wins over the Wildcats for the first time since 2012-13.

**QUICKLY:** The South Carolina Gamecocks (2-7) wrap up the 2020 regular season when they travel to Lexington, Ky. to face the Kentucky Wildcats (3-6) on Saturday, Dec. 5. Game time is set for 7:30 pm ET from Kroger Field. The contest will be televised on SEC Network.

**OVER THE AIRWAVES:** Tom Hart will serve as the play-by-play voice for SEC Network with Jordan Rodgers providing the analysis. Cole Cubelic will work as the sideline reporter for the Network. Todd Ellis works as the play-by-play voice, along with analyst Tommy Suggs and Jamar Nesbit for the Gamecock Radio Network.

**A LITTLE HISTORY:** 2020 marks the 127th season of intercollegiate football at the University of South Carolina, dating back to 1892. It is the 114th-consecutive year in which South Carolina has competed on the gridiron. The University did not field a team in either 1893 or 1906. Carolina owns an all-time record of 614-594-44 (.508).

**SEC, SEC:** The 2020 season marks South Carolina's 29th year in the Southeastern Conference. South Carolina and Arkansas joined the league prior to the 1992 campaign. The Gamecocks earned the SEC Eastern Division title in the 2010 season. The Gamecocks are 99-133-1 (.427) all-time in SEC regular-season play.

**HAPPY ANNIVERSARY:** The 2020 season marks the 10th anniversary of the 2010 squad that captured the SEC Eastern Division title and went on to appear in the SEC Championship game in Atlanta against eventual national champion Auburn. It's the Gamecocks only division title since joining the Southeastern Conference.

**NOT MISSING A BEAT:** If things go off without a hitch Saturday in Lexington, the Gamecocks will have played the entire 2020 season without interruption or changing any dates and/or opponents due to COVID-19.

**CHANGE AT THE TOP:** On Nov. 15, Athletics Director Ray Tanner informed Will Muschamp that he was being relieved of his head coaching duties. Offensive coordinator/quarterbacks coach **Mike Bobo** was named the interim head coach for the remainder of the season. Muschamp compiled a 28-30 mark in five seasons at Carolina and an overall mark of 56-51 in nine seasons as a head coach. To assist Coach Bobo in the quarterbacks room, Gamecock Great **Connor Shaw** moved from his role as Director - Player Development to an on-field role as the quarterbacks coach. Bobo is 0-2 since taking over the interim head coaching duties.

**MOVING ON UP:** With **Mike Bobo** moving down to coach on the field, **Joe Cox** will help direct the offense from the press box.

**THE LAST TIME OUT:** The No. 13/10 Georgia Bulldogs put up 21 first-quarter points and never looked back in a 45-16 win over South Carolina in the Gamecocks' 2020 home finale last Saturday night. Georgia did most of the damage on the ground, rushing for 332 yards on 46 carries, a 7.2-

yard average. True freshman **Luke Doty** made his first career start and responded by connecting on 18-of-22 passes for 190 yards with a touchdown and an interception. With Shi Smith sidelined, tight end **Nick Muse** stepped up with the best game of his career, an eight-catch, 131-yard, one-touchdown performance.

**LUCKY NUMBER SEVEN:** When he got the call against Georgia last week, **Luke Doty** became just the seventh true freshman to start at quarterback for the Gamecocks since joining the SEC. **Steve Taneyhill** (1992), **Mikal Goodman** (1999), **Lorenzo Nuñez** (2015), **Brandon McIlwain** (2016), **Jake Bentley** (2016) and **Ryan Hilinski** (2019) were the others. Here's how they each did in their first career start:

Quarterback	Opp.	W/L	C	A	I	Yds	TD
S. Taneyhill	Miss State	W	7	14	1	183	2
M. Goodman	Ole Miss	L	8	15	0	147	0
L. Nuñez	UCF	W	12	22	0	184	2
B. McIlwain	ECU	W	16	28	0	195	0
J. Bentley	UMass	W	17	26	0	201	2
R. Hilinski	Chas. So.	W	24	30	1	282	2
L. Doty	Georgia	L	18	22	1	190	1

**EIGHT MEN OUT:** Due to injuries, opt-outs and positive COVID-19 tests, Carolina had eight defensive starters in the season opener against Tennessee who were not in the starting lineup last week against Georgia. Defensive lineman **Jabari Ellis**, linebacker **Ernest Jones** and defensive back **Jammie Robinson** were the only three to start both games, with Jones the only player to start in the same position in both contests.

	TENNESSEE (Gm. 1)	GEORGIA (Gm. 9)
<b>DE</b>	Aaron Sterling	Jabari Ellis
<b>DT</b>	Jabari Ellis	Zacch Pickens
<b>DT</b>	Keir Thomas	M.J. Webb
<b>BUCK</b>	Kingsley Enagbare	Rodricus Fitten
<b>LB</b>	Ernest Jones	Ernest Jones
<b>LB</b>	Sherrad Greene	Damani Staley
<b>NIK/LB</b>	Jammie Robinson	Mohamed Kaba
<b>CB</b>	Jaycee Horn	Cam Smith
<b>S</b>	R.J. Roderick	Jaylan Foster
<b>S</b>	Shilo Sanders	Jammie Robinson
<b>CB</b>	Israel Mukuamu	John Dixon

**SEEING RED:** The Gamecocks have scored on 23 of 27 trips into the redzone, 85.2 percent, which ranks seventh in the SEC. More importantly, Carolina has scored touchdowns on 20 of its 27 trips (74.1 percent), which ranks second in the SEC behind only Alabama (76.2).

**SEC LEADERS:** Several Gamecocks dot the SEC's individual statistical leaders list:

Kevin Harris	.....Rushing	.....3rd (103.1)
Kevin Harris	.....Scoring	.....4th (10.0)
Kevin Harris	.....Scoring (TDs)	.....3rd (10.0)
Kevin Harris	.....All-Purpose	.....10th (118.9)
Shi Smith	.....Receptions/Game	.....4th (6.8)
Shi Smith	.....Receiving Yards/Game	.....7th (75.6)
Parker White	.....Scoring (Kick)	.....9th (6.1)
Parker White	.....Field Goals	.....6th (1.11)
Parker White	.....Field Goal Pct	.....10th (62.5)
Kai Kroeger	.....Punting Avg.	.....7th (43.3)
Ernest Jones	.....Tackles	.....7th (9.6)
Kingsley Enagbare	.....Sacks	.....1st (6.0)
Kingsley Enagbare	.....Tackles for Loss	.....19th (7.0)
Kingsley Enagbare	.....Fumbles Forced	.....1st (3)





## National Polls

### Associated Press

1.	Alabama (62)	8-0	1550
2.	Notre Dame	9-0	1481
3.	Ohio State	4-0	1403
4.	Clemson	8-1	1392
5.	Texas A&M	6-1	1262
6.	Florida	7-1	1226
7.	Cincinnati	8-0	1204
8.	BYU	9-0	1113
9.	Miami (Fla.)	7-1	991
10.	Indiana	5-1	984
11.	Georgia	6-2	919
12.	Iowa State	7-2	873
13.	Oklahoma	6-2	815
14.	Coastal Carolina	9-0	694
15.	Marshall	7-0	600
16.	Northwestern	5-1	577
17.	Southern California	3-0	540
18.	Wisconsin	2-1	531
19.	Oklahoma State	6-2	426
20.	Louisiana	8-1	352
21.	Oregon	3-1	326
22.	Tulsa	5-1	244
23.	Washington	3-0	218
24.	Iowa	4-2	119
25.	Liberty	9-1	67

### Coaches

1.	Alabama (59)	8-0	1547
2.	Notre Dame (2)	9-0	1479
3.	Clemson	8-1	1391
4.	Ohio State (1)	4-0	1382
5.	Florida	7-1	1255
6.	Texas A&M	6-1	1254
7.	Cincinnati	8-0	1177
8.	BYU	9-0	1073
9.	Miami (Fla.)	7-1	1026
10.	Georgia	6-2	972
11.	Indiana	5-1	934
12.	Iowa State	7-2	855
13.	Oklahoma	6-2	816
14.	Coastal Carolina	9-0	625
15.	Marshall	7-0	615
16.	Southern California	3-0	581
17.	Northwestern	5-1	535
18.	Oklahoma State	6-2	469
19.	Wisconsin	2-1	459
20.	Oregon	3-1	343
21.	Louisiana	8-1	293
22.	Tulsa	5-1	228
23.	Washington	3-0	186
24.	Iowa	4-2	125
25.	Liberty	9-1	87

**FIRST START:** Sixteen Gamecocks have made their first career starts this season, including four in the season opener against Tennessee: **Collin Hill** (who made 11 starts at Colorado State), **Dakereon Joyner**, **Kevin Harris** and **Shilo Sanders**. **Damani Staley** made his first career start at Florida. **Zach Pickens** and **Vershon Lee** both made their first career starts at Vanderbilt. **Jazston Turnetine** and **Tonka Hemingway** made their first starts against Auburn. **Jaylen Foster** made his first start against Texas A&M and **Jaylen Brooks** made his first start at Ole Miss. **Mohamed Kaba** and **Cam Smith** all made their first career starts against Missouri. **Luke Doty**, **Rodricus Fitten** and **M.J. Webb** all made their first start against Georgia.

**FRESH FISH:** The Gamecocks have played 18 true freshmen this season with four - **Luke Doty**, **Tonka Hemingway**, **Mohamed Kaba** and **Vershon Lee** - making starts.

**OPTING OUT:** Carolina has had seven players opt out this year. Three players - wide receivers **Randrecous Davis** and **OrTre Smith**, along with offensive lineman **Mark Fox** - opted out before the season began. Four additional players - defensive backs **Jaycee Horn**, **Israel Mukuamu** and **R.J. Roderrick**, along with defensive lineman **Makius Scott**, opted out after the head coaching change.

**NFL TIES:** **Shilo Sanders** is the son of former NFL and MLB standout Deion Sanders, a member of both the College and Pro Football Hall of Fame. **Damani Staley** is the son of former Gamecock and NFL running back Duce Staley. **Dylan Wonnum** is the younger brother of former Gamecock, D.J. Wonnum, who is with the Minnesota Vikings. **Nick Muse's** older brother, Tanner, is a member of the Las Vegas Raiders. Freshman defensive end **Tonka Hemingway** is the younger brother of former Michigan standout and NFL wide receiver Junior Hemingway. **Fabian Goodman** is the son of former Gamecock Andre Goodman, who logged 10 seasons in the NFL.

**TOTING THE SHEEPSKIN:** Thirteen Gamecock football players already have their diplomas in hand. Those who have earned undergraduate degrees include: Slade Carroll, Spencer Eason-Riddle, Jabari Ellis, Chandler Farrell, Jaylan Foster, Collin Hill, Sadarius Hutcherson, Christian Kinsley, Sean McGonigal, Adam Prentice, Keir Thomas, M.J. Webb and Parker White.

**ACADEMICALLY SPEAKING:** The Gamecocks placed 47 players on the 2019 SEC Fall Academic Honor Roll. Gamecock football student-athletes posted a combined 3.614 GPA in Spring 2020, the highest mark on record. The previous high was 3.084 in the spring of 2019. They fell just short of obtaining another combined GPA of 3.0 or better in the fall of 2019, coming in at 2.985, despite being in-season.

**WORKING OVERTIME:** The Gamecocks are 3-4 in games decided in overtime, including a double-overtime win in Athens in 2020, a victory that earned them National Team of the Week honors.

Date	Opponent	W/L	Score	No. of OT
09/27/03	at Tennessee	L	20-23	1
10/27/07	at Tennessee	L	24-27	1
10/26/13	at Missouri	W	27-24	2
11/01/14	vs Tennessee	L	42-45	1
11/15/14	at Florida	W	23-20	1
12/29/16	USF (Birmingham)	L	39-46	1
10/12/19	at Georgia	W	20-17	2

## Offense

**COOL HAND LUKE:** True freshman **Luke Doty** a highly-touted dual-threat quarterback, saw limited action this season before taking the reins in the second half against Missouri. Bringing a different skill set to the offense than either Collin Hill or Ryan Hilinski, with the ability to make plays with his legs, Doty completed 14-of-23 passes for 130 yards with an interception against the Tigers. He also was the Gamecocks' leading rusher with 11 carries for a team-high 59 yards, including a long of 17. He became the first quarterback to lead the team in rushing since Lorenzo Nunez had 75 yards against Clemson in the 2015 season finale.

**LUKE - I AM YOUR STARTER:** **Luke Doty** made his first career start last week against Georgia. He responded by completing 18-of-22 passes for 190 yards with a touchdown and an interception. He also rushed 15 times with a long of nine yards. His first touchdown pass was a 7-yarder to Nick Muse, capping an 11-play, 98-yard drive.

**THE COLLIN HILL SHOW:** **Collin Hill**, a graduate transfer who played for Mike Bobo at Colorado State, was the Gamecocks' quarterback through the first eight games and, until the second half of the Missouri game, had taken virtually every meaningful snap after earning the starting nod over sophomore incumbent Ryan Hilinski. The 6-4, 222-pounder appeared in 18 games including 11 starts at Colorado State while battling through three ACL injuries. While playing for the Rams, he completed 263-of-433 passes (60.7 pct.) for 3,323 yards with 23 touchdowns and 11 interceptions, including five career 300-yard passing games.

**KING OF THE HILL:** **Collin Hill** logged a 3-8 record as a starter at CSU. He was 2-2 in four starts as a true freshman in 2016; was redshirted in 2017; was winless in four starts in 2018; and 1-2 in three starts in 2019. All three of his seasons ended prematurely with an ACL injury.

**HILL AS GAMECOCK:** **Collin Hill**, who grew up in Moore, S.C. and prepped at Dorman High School, is 2-6 as a starter for the Gamecocks, connecting on 127-of-215 passes (59.1 percent) for 1,411 yards with six touchdowns and six interceptions. He also has four rushing touchdowns. Hill made his first collegiate start in the Palmetto State in the season opener against Tennessee and responded with his best performance, a 25-for-39, 290-yard effort with one touchdown and one interception. He notched his first win as a Gamecock at Vandy when he completed 16-of-24 passes for 196 yards, and scored two rushing touchdowns, the first Carolina QB to do that since Jake Bentley in 2017, and notched his second win in the upset of Auburn when he went 15-of-24 for 144 yards with a touchdown and an interception.

**HOP ON THE BUS:** The Gamecocks opened the season thinking a "running back by committee" approach would be implemented after losing highly-touted freshman running back **MarShawn Lloyd**, who suffered an ACL injury early in fall camp. However, true sophomore **Kevin Harris** quickly turned it into primarily a one-man show. Known by his teammates as "The Bus," Harris has been the workhorse all season, and ranks third in the SEC and 22nd in the country in rushing at 103.1 yards per game.



### Career Start Chart

Player	'16	'17	'18	'19	'20	All
Sadarius Hutcherson	RS	4	13	12	9	38
Shi Smith	-	7	9	10	8	34
Keir Thomas	2	11	12	RS	7	32
Jaycee Horn	-	-	10	12	7	29
Sherrod Greene	-	2	13	9	1	25
Dylan Wonnum	-	-	7	7	9	23
R.J. Roderick	-	-	5	11	6	22
Ernest Jones	-	-	0	12	9	21
Jovaughn Gwyn	-	-	RS	11	9	20
Israel Mukuamu	-	-	2	12	5	19
Aaron Sterling	-	0	4	11	3	18
Jammie Robinson	-	-	-	3	9	12
Ryan Hilinski	-	-	-	11	0	11
Eric Douglas	-	RS	0	1	9	10
Nick Muse	-	WM	WM	1	9	10
Jordan Rhodes	-	RS	0	10	0	10
Jabari Ellis	JC	JC	RS	1	8	9
Kingsley Enagbare	-	-	0	1	8	9
Kevin Harris	-	-	-	0	9	9
Xavier Legette	-	-	-	3	6	9
John Dixon	-	-	-	1/RS	7	8
Collin Hill	CS	RS	CS	CS	8	8
Jakai Moore	-	-	-	2	5	7
Damani Staley	-	0	0	0	7	7
Josh Vann	-	-	1	3	3	7
Zacch Pickens	-	-	-	0	6	6
Adam Prentice	RS	CS	CS	CS	5	5
Jaylan Foster	GW	RS	0	0	4	4
Jaylen Nichols	-	-	-	4	0	4
Jalen Brooks	-	-	W	W	3	3
Brad Johnson	-	0	2	RS	1	3
Shilo Sanders	-	-	-	RS	3	3
Jazston Turnetine	-	-	JC	JC	3	3
Tonka Hemingway	-	-	-	-	2	2
Dakereon Joyner	-	-	RS	0	2	2
Mohamed Kaba	-	-	-	RS	2	2
Hank Manos	-	-	1/RS	1	0	2
Cam Smith	-	-	-	RS	2	2
Luke Doty	-	-	-	-	1	1
Chandler Farrell	RS	0	0	1	0	1
Rodricus Fitten	-	-	-	RS	1	1
Vershon Lee	-	-	-	-	1	1
M.J. Webb	-	RS	0	0	1	1

Note: South Carolina Starts Only  
 RS-Redshirt  
 JC-Junior College  
 CS-Colorado State  
 GW-Gardner-Webb  
 WM-William & Mary  
 W-Wingate

**LOOKING FOR A GRAND:** The 1,000-yard rushing plateau has been reached just 10 times in school history, and sophomore **Kevin Harris** is looking to add his name to the list and become the first Gamecock since Mike Davis in 2013 to accomplish that feat. Harris has 928 yards with just the Kentucky game remaining. He has topped the 100-yard plateau in four games this season, going for 100 on 22 carries at Florida, a 21-carry, 171-yard performance at Vanderbilt, a 12-carry, 126-yard

effort at LSU and a career-best 25-carry, 243-yard performance at Ole Miss. Here are the Gamecocks' single-season 1,000-yard rushers:

#### Rushing Yards - Season

- George Rogers (1980).....1,894
- George Rogers (1979).....1,681
- Marcus Lattimore (2010).....1,197
- Mike Davis (2013).....1,183
- Kevin Long (1975).....1,133
- Duce Staley (1996).....1,116
- Clarence Williams (1975).....1,073
- Derek Watson (2000).....1,066
- Harold Green (1987).....1,022
- George Rogers (1978).....1,006

**Kevin Harris (2020)..... 928**

**BETTER THAN AVERAGE:** Sophomore **Kevin Harris** is averaging 103.1 yards rushing per game this season. That average currently ranks fifth on the all-time list for a single season in Carolina history:

No.	Player	Year	Gms	Yards	Avg.
1.	George Rogers	1980	12	1894	157.8
2.	George Rogers	1979	12	1681	140.1
3.	Duce Staley	1996	9	1116	124.0
4.	Marcus Lattimore	2011	7	818	116.9
5.	<b>Kevin Harris</b>	<b>2020</b>	<b>9</b>	<b>928</b>	<b>103.1</b>
6.	George Rogers	1978	10	1006	100.6

**A TOUCHDOWN MACHINE:** **Kevin Harris** leads the team with 14 rushing touchdowns and with 15 of the Gamecocks' 27 touchdowns overall. Harris ranks fourth in the SEC with 10.0 points per game. His 90 points scored is tied for seventh for a single season in school history while his 15 TDs is third. His 14 rushing touchdowns also ranks tied for third with George Rogers. His 14 rushing touchdowns and his 15 touchdowns overall both rank second in the SEC and fifth in the country.

#### Points Scored - Season

- Marcus Lattimore (2010).....114
- Collin Mackie (1987).....113
- Elliott Fry (2014).....105
- Spencer Lanning (2010).....102
- Elliott Fry (2013).....99
- Harold Green (1987).....96
- Ryan Succop (2008).....90
- Kevin Harris (2020)..... 90**
- Ryan Succop (2006).....85
- Elliott Fry (2015).....85

#### Touchdowns Scored - Season

- Marcus Lattimore (2010).....19
- Harold Green (1987).....16
- Kevin Harris (2020)..... 15**
- George Rogers (1980).....14

#### Rushing Touchdowns - Season

- Marcus Lattimore (2010).....17
- Harold Green (1987).....15
- George Rogers (1980).....14
- Kevin Harris (2020)..... 14**

### Multiple 100-Yard Rushing Games

George Rogers.....27	Kevin Long.....6
Brandon Bennett.....11	Warren Muir.....6
Mike Davis ('12-14).....11	Johnnie Wright.....6
Harold Green.....11	Cory Boyd.....5
Marcus Lattimore.....11	Troy Hambrick.....5
Steve Wadiak.....10	<b>Kevin Harris..... 5</b>
Duce Staley.....9	Ron Bass.....4
Derek Watson.....9	Spencer Clark.....4
Thomas Dendy.....8	Earl Clary.....4
Rico Dowdle.....8	Mike Davis ('05-08).....4
Jay Lynn Hodgins.....8	Mike Dingle.....4
Clarence Williams.....8	Jeff Grantz.....4
Brandon Wilds.....7	Kenny Miles.....4

**THE LONG RUN:** **Kevin Harris** raced 88 yards to paydirt at Vandy. It matched the fourth-longest run from scrimmage in school history and is tied for the third-longest run in FBS play this season. Harris also has a 75-yard run in his career, accounting for two of the 17 runs of 75-yards or longer in school history. Harris and Mike Davis (2013) are the only Gamecocks with two 75+ yard runs.

Yds	Player	Opponent	Date
96	Steve Wadiak	Geo. Washington	10/27/50
89	Ben Garnto	Wake Forest	10/15/65
89	Brandon Bennett	East Tenn. State	10/05/91
88	Bobby Wallace	Middle Tennessee	11/18/06
<b>88</b>	<b>Kevin Harris</b>	<b>Vanderbilt</b>	<b>10/10/20</b>

**RE-WRITING THE RECORD BOOKS:** **Kevin Harris** had the best day of his brief career as a Gamecock at Ole Miss. The sophomore running back matched his career-high with 25 carries for a career-high 243 yards and a school record five touchdowns. He averaged 9.7 yards per carry. The 243 yards rushing is the fifth-highest single-game total in school history, the most against an SEC opponent and the fourth-highest single game total in FBS play this year. It was his fourth 100-yard rushing game this season and the fifth of his career.

#### SINGLE-GAME RUSHING YARDS

- Brandon Bennett vs. East Tenn. St. (10/5/91).....278
- Jeff Grantz vs. Ohio (10/20/73).....260
- Steve Wadiak vs. Clemson (10/19/50).....256
- Marcus Lattimore vs. Navy (9/17/11).....246
- Kevin Harris vs. Ole Miss (11/14/20)..... 243**
- George Rogers vs. Wake Forest (11/18/78).....237
- Rico Dowdle vs. Western Carolina (11/19/16).....226
- George Rogers vs. Duke (10/11/80).....224
- George Rogers vs. NC State (11/3/79).....217
- Derek Watson vs. E. Michigan (9/16/00).....215

**WHERE NO MAN HAS GONE BEFORE:** **Kevin Harris** set a school record with five rushing touchdowns at Ole Miss. He scored from 46, 1, 1, 44 and 12 yards out. No other Gamecock has scored more than three rushing touchdowns in a game. Harris tied the school record for TDs and points scored in a game with 30, matching Sidney Rice against FAU in 2006.

#### POINTS SCORED/TOUCHDOWNS SCORED

- Sidney Rice vs. Florida Atlantic (9/23/06).....30/5
- Kevin Harris at Ole Miss (11/14/20)..... 30/5**
- Mike Dingle vs. Virginia Tech (9/22/90).....24/4
- Stanley Pritchett vs. Miss. St. (10/14/95).....24/4

**WHO'S GOT NEXT?:** Redshirt sophomore **De-shaun Fenwick** is the "veteran" in the running backs' room. He is second on the squad with 297 yards on 54 carries this season, and is averaging 5.5 yards per carry. With Fenwick sidelined last week, true freshman **Rashad Amos** got his first extended action, carrying six times for 39 yards, including a 34-yard burst against Georgia. **ZaQuandre White**, who has worked on both sides of the ball of late, also logged five carries against the Bulldogs and has 16 carries on the season.

**HE'S SHI, BUT KNOW HIS NAME:** Senior wide receiver **Shi Smith** is the No. 1 receiver for the Gamecocks. He stepped up in the opener with a 10-catch, 140-yard performance against Tennessee and followed that up with a career-best 12 catches for 85 yards and a score at Florida. He caught eight passes versus Auburn, had seven receptions versus Texas A&M and had his third double-digit catch day with 10 receptions for 117 yards at Ole Miss. He was injured in the first series against Missouri and did not return after just one catch for nine yards and sat out last week's game



against Georgia. He is fourth in the SEC with 6.8 receptions per game and is seventh with 75.6 receiving yards per game. He has 171 career receptions for 2,176 yards. He ranks fourth on the school's all-time list for receptions, 12th among active players, and is ninth on the school's career receiving yards list, 21st among active players.

**Career Receiving Leaders (by Receptions)**

No.	PLAYER	YEARS	REC.	YDS
1.	Bryan Edwards	2016-19	234	3,045
2.	Kenny McKinley	2005-08	207	2,781
3.	Alshon Jeffery	2009-11	183	3,042
4.	<b>Shi Smith</b>	<b>2017-20</b>	<b>171</b>	<b>2,176</b>
5.	Sterling Sharpe	1983-87	169	2,497
6.	Zola Davis	1995-98	164	2,354
7.	Robert Brooks	1988-91	156	2,211
8.	Jermale Kelly	1997-00	153	2,181
9.	Deebo Samuel	2014-18	148	2,076
10.	Fred Zeigler	1967-69	146	1,876

**Career Receiving Leaders (by Yards)**

No.	PLAYER	YEARS	Yds.
1.	Bryan Edwards	2016-19	3,045
2.	Alshon Jeffery	2009-11	3,042
3.	Kenny McKinley	2005-08	2,781
4.	Sterling Sharpe	1983-87	2,497
5.	Zola Davis	1995-98	2,354
6.	Sidney Rice	2005-06	2,233
7.	Robert Brooks	1988-91	2,211
8.	Jermale Kelly	1997-00	2,181
9.	<b>Shi Smith</b>	<b>2017-20</b>	<b>2,176</b>
10.	Pharoh Cooper	2013-15	2,163

**2020 Carolina Rankings**

Category	Avg./No.	SEC	NCAA
Scoring Offense	24.1	10	93
Rushing Offense	153.6	8	75
Passing Offense	196.1	12	97
Passing Efficiency	118.79	13	100
Total Offense	349.7	10	100
Scoring Defense	35.4	12	104
Rushing Defense	184.8	12	85
Passing Defense	262.2	9	94
Pass Eff. Defense	161.95	13	120
Total Defense	447.0	12	98
Kickoff Returns	16.5	12	112
Opp. Kickoff Returns			
Punt Returns	3.9	12	99
Opp. Punt Returns	12.8	12	109
Net Punting	37.9	11	80
Fumbles Recovered	3	11	78
Fumbles Lost	3	2	32
Passes Intercepted	8	4	28
Passes Had Intercepted	8	9	96
Turnovers Gained	11	7	54
Turnovers Lost	11	6	72
Turnover Margin	0.0	8	64
Sacks	1.6	12	98
Sacks Allowed	3.0	13	101
Tackles for Loss	4.2	13	116
Tackles for Loss Allowed	7.7	14	108
3rd Down Percentage	.374	10	90
Opp. 3rd Down Pct.	.500	11	116
4th Down Percentage	.714	3	21
Opp. 4th Down Pct.	.500	4	37
Penalties/Game	4.9	3	26
Penalty Yards/Game	40.2	3	18
Time of Possession	29:44	10	68

**GETTING HIS SHARE:** Shi Smith, who has accepted an invitation to the Reese's Senior Bowl, has been on the receiving end of 54 passes this season for 605 yards. The other wide receivers have combined for 35 catches for 346 yards.

**SHI LIGHTS - HAVE YOU SEEN HIM?:** Senior wide receiver Shi Smith got off to a great start this season. In the season opener against Tennessee, the senior wide out caught 10 passes for 140 yards and a touchdown. It matched the second-best season opener for a Gamecock wide receiver and was the best effort in an opener since 1984. He followed that up with a career-best 12 receptions for 85 yards and a score at Florida. He became the first player in South Carolina history to record back-to-back games with double figures in pass receptions.

**BROOKS WAS HERE:** Junior wide receiver Jalen Brooks gained his eligibility just before the LSU game. Brooks began his career at Division II Wingate College and had a cup of coffee at Tarleton State before joining the Gamecock program this fall. He had one catch for three yards in his Carolina debut at LSU, had three receptions for 47 yards at Ole Miss in his first career start, three catches for 25 yards against Mizzou and three catches for 14 yards against Georgia. He has 10 catches for 89 yards on the season, second among the wideouts.

**THROW IT TO THE TIGHT END:** Senior Nick Muse, the latest in a long line of standout Gamecock tight ends, is second on the team with 30 receptions for 425 yards, 14.2 yards per catch. He has become the go-to guy since Shi Smith went out against Missouri, catching six passes for 67 yards against the Tigers, then following that up with a personal-best eight-catch, 131-yard effort against Georgia, including his first touchdown as a Gamecock. Muse, who was named to the John Mackey Award watch list which recognizes the nation's top tight end, joined the Gamecocks at the start of fall camp in 2019 following a transfer from William & Mary.

**A GENERATIONAL PERFORMANCE:** Nick Muse caught eight passes for 131 yards last week against Georgia. It was the most catches for a Gamecock tight end since Hayden Hurst had eight receptions against Mississippi State in 2016, and the most yards for Gamecock tight end since Danny Smith had 134 yards on just five catches against Appalachian State in 1985.

**IN THE TRENCHES:** The Gamecocks have seen some shuffling with their offensive line this season, but four players - Sadarius Hutcherson, Eric Douglas, Jovaughn Gwyn and Dylan Wonnum - have started every game.

**HUTCH SETS THE TONE:** Fifth-year senior Sadarius Hutcherson, a preseason all-league selection

and a member of the Outland Trophy Watch List, leads the offensive line. He has returned to his more natural guard position after playing left tackle last season. He has made 38 career starts, most on the squad, including 35 consecutive starts. He was recognized as the SEC's Offensive Lineman of the Week for his efforts at Vanderbilt when he graded out at 88 percent with seven knockdowns and no missed assignments.

**THE CENTER OF ATTENTION:** Junior Eric Douglas has earned the starting nod at center this season. The cerebral Douglas, who is on the Rimington Watch List, has appeared in 30 games with 10 starts during his career.

**ONLY THE STRONG SURVIVE:** Redshirt sophomore Jovaughn Gwyn, who is considered one of the strongest players on the squad, starts at right guard. He has started 20 consecutive games.

**YOU WONNUM, YOU GOT 'EM:** Dylan Wonnum, a Freshman All-American two years ago, mans a tackle position after being hampered by an ankle injury for much of the 2019 campaign. He started each of the first three games at left tackle, but returned to his more comfortable right tackle position for the last six games, his primary position over the past two years. A Freshman All-American in 2018, he is on the Wuerffel Trophy Watch List and a member of SAAC.

**OTHERS IN THE MIX:** Redshirt freshman Jakai Moore earned the start in each of the first two contests at right tackle and has returned to the starting lineup at left tackle in each of the last three games. He also started two games last season. Jazston Turnetine made three-consecutive midseason starts at left tackle. True freshman Vershon Lee made the start at right tackle at Vanderbilt. Sophomore tackle Jaylen Nichols and junior Jordan Rhodes have also been starters in their Carolina careers, although Rhodes recently moved to add depth to the defensive line.

**Defense**

**KINGSLEY HAS BEEN DY-NO-MITE:** Regarded as the Gamecocks' top pass rusher, Kingsley "JJ" Enagbare is the SEC leader with 6.0 sacks and with three forced fumbles. His 7.0 tackles for loss ranks tied for ninth in the league. In the opener against Tennessee, he recorded a career-high nine tackles, including a pair of sacks, and forced a fumble while making his debut at the BUCK position.

**NO DOUBTING THOMAS:** Fifth-year senior Keir Thomas is putting together an excellent season. He is fifth on the team with 32 tackles, despite missing two games, and is second on the squad with 3.0 sacks and with 5.5 tackles for loss. He began the season in the middle of the line, but has moved to defensive end.

**2020 Award Winners**

SEC Offensive Lineman of the Week.....	Sadarius Hutcherson.....	at Vanderbilt (10/10)
Walter Camp National Defensive Player of the Week.....	Jaycee Horn.....	vs Auburn (10/17)
SEC Defensive Player of the Week.....	Jaycee Horn.....	vs Auburn (10/17)
SEC Special Teams Player of the Week.....	Kai Kroeger.....	vs Auburn (10/17)
CollegeSportsMadness.com Offensive Player of the Week.....	Kevin Harris.....	at Ole Miss (11/14)



## Preseason Accolades and Watch Lists

### Eric Douglas

Rimington Trophy Watch List

### Spencer Eason-Riddle

Jason Witten Man of the Year Semifinalist

### Kingsley Enagbare

Phil Steele Fourth Team All-SEC  
Ted Hendricks Award Watch List

### Collin Hill

Mayo Clinic Comeback Player of the Year Watch List

### Jaycee Horn

Coaches Third Team All-SEC  
Phil Steele Second Team All-SEC  
Athlon's Third Team All-SEC

### Sadarius Hutcherson

Coaches Second Team All-SEC  
Media Second Team All-SEC  
Outland Trophy Watch List  
Phil Steele Second Team All-SEC  
Athlon's Second Team All-SEC

### Ernest Jones

Butkus Award Semifinalist  
Coaches Third Team All-SEC  
Phil Steele Third Team All-SEC  
Athlon's Third Team All-SEC

### Kai Kroeger

FWAA Freshman All-American Watch List  
Ray Guy Award Watch List

### Israel Mukuamu

Coaches Second Team All-SEC  
Media Second Team All-SEC  
Jim Thorpe Award Watch List  
Phil Steele Fourth Team All-America  
Phil Steele Second Team All-SEC  
Lott IMPACT Trophy Watch List

### Nick Muse

John Mackey Award Watch List  
Phil Steele Third Team All-SEC

### Jammie Robinson

Athlon's Third Team All-SEC

### Shi Smith

Phil Steele Fourth Team All-SEC

### Aaron Sterling

Coaches Second Team All-SEC  
Media Third Team All-SEC  
Athlon's Second Team All-SEC

### Parker White

Lou Groza Award Watch List  
Athlon's Fourth Team All-SEC  
William V. Campbell Trophy Watch List

### Dylan Wonnum

Wuerffel Trophy Watch List

**GLAD HE PICKED US:** Sophomore **Zacch Pickens** is starting to live up to his billing, as he was rated the No. 1 defensive tackle in the country as a high school senior. He has started six of the last seven contests and his numbers are on the rise. He has recorded 30 tackles this season, 22 over the last five games, including a career-high eight stops at Ole Miss. He notched his first career sack last week against Georgia.

**HEMINGWAY WRITING HIS OWN TICKET:** True freshmen defensive end **Tonka Hemingway** has started two games this season. He has 12 tackles, including a tackle for loss, two pass breakups, a QB hurry and a forced fumble.

**GETTING IN THE SACK:** The Gamecocks have recorded 14 sacks this season. **Kingsley Enagbare** leads the team with 6.0, followed by **Keir Thomas** with 3.0. Here are the individual numbers:

SACKS	2020	CAREER
Kingsley Enagbare	6.0	10.5
Aaron Sterling	0.5	9.5
Kier Thomas	3.0	8.5
Brad Johnson	0.0	3.5
Ernest Jones	1.0	2.0
Jabari Ellis	0.5	1.5
Rick Sandidge	1.0	1.5
Zacch Pickens	1.0	1.0
Jaylin Dickerson	0.5	0.5
Rodricus Fitten	0.5	0.5
Sherrad Greene	0.0	0.5

**KEEPING UP WITH JONESES:** Junior linebacker **Ernest Jones** is the vocal leader of the defense from the MIKE position. A preseason All-SEC selection, Jones leads the team with 86 tackles, 16 more than any other player on the squad, an average of 9.6 per game, fifth in the SEC. He was the team leader in the season opener against Tennessee with 11 stops, matched his then-career high with 13 tackles at Vanderbilt, including a career-best 3.0 tackles for loss, then shattered his personal best with a 19-tackle effort at LSU, the most tackles by a Gamecock in a game since the 1987 season. He nearly matched that with 18 tackles at Ole Miss. He was named one of 16 semifinalists for the Butkus Award.

**ERNEST GOES TO BATON ROUGE:** Junior linebacker **Ernest Jones** was a tackling machine at LSU, registering a career-high 19 tackles. It was the most tackles in a game for a Gamecock since Roy Hart logged 19 at Nebraska in 1987. One game prior to Hart's feat, Brad Edwards notched 21 stops at Georgia. The 19 tackles match the second-highest single-game total in FBS play this season. With his 18 tackles at Ole Miss, Jones owns two of the top 12 individual tackling efforts this season.

**JONESIN' FOR A TACKLE:** Ernest Jones has logged 199 career tackles in 26 career contests. That ranks ninth in the country among active players with an average of 7.65 tackles per game.

**HERE'S TO YOU, JAMMIE ROBINSON:** Sophomore **Jammie Robinson** is one of the hardest hitters on the team. He is second on the team with 70 tackles, including 44 solo stops and four pass breakups. He was credited with a dozen tackles at LSU, 11 at Ole Miss and 10 versus Georgia. Robinson earned Freshman All-SEC and second-team Freshman All-America honors in 2019.

**PICK THIS:** The Gamecocks have eight interceptions this season. Here are the numbers:

INTERCEPTIONS	2020	CAREER
Israel Mukuamu	2	7
Jaycee Horn	2	2
Jammie Robinson	1	2
Cam Smith	2	2
Ernest Jones	0	2
Jaylin Dickerson	1	1
John Dixon	0	1

## Special Teams

**WHITE ON THE MONEY:** Senior **Parker White** has hit on 10-of-16 field goals this season (10-of-13 from inside of 50) and has converted 55-of-79 field goals in his career, 69.6 pct., including 35-of-39 (89.7 pct.) from inside 40 yards. His 55 field goals made and 79 field goals attempted both rank third on the school's all-time list. He also ranks third on the school's all-time scoring list with 286 points. White owns a career long of 50 yards and has five fourth-quarter or OT game-winning field goals in his career, including one against Mizzou in 2018.

**WELL THAT BITES:** **Parker White** fell one shy of matching the school record for consecutive field goals made when his 53-yard attempt in the rainy conditions at Vandy missed wide left. The 53-yarder would have been a career long. He had connected on 14-straight prior to that miss, one shy of the school record of 15, set by Collin Mackie from 1987-88. He ranks tied for eighth among FBS active kickers with 55 career field goals made.

**KICKING WITH KAI:** True freshman **Kai Kroeger** has a 43.3-yard average with seven inside the 20, seven of 50-plus yards including a long of 53 yards and just two touchbacks. After punting six times for 211 yards, a 35.2-yard average in his debut vs. Tennessee, he has punted 30 times for 1,348 yards, a 44.9-yard average. He was named the SEC Special Teams Player of the Week for his performance against Auburn.

## Tracking the 2020 Opponents

Opponent (Date vs. SC)	2020	Last Week (Nov. 28)	This Week (Dec. 5)
Tennessee (9/26)	2-5	Open	vs Florida
Florida (10/3)	7-1	W, 34-10 vs Kentucky	at Tennessee
Vanderbilt (10/10)	0-8	L, 41-0 at Missouri	at Georgia
Auburn (10/17)	5-3	L, 42-13 at Alabama	vs Texas A&M
LSU (10/24)	3-4	L, 20-7 at Texas A&M	vs Alabama
Texas A&M (11/7)	6-1	W, 20-7 vs LSU	at Auburn
Ole Miss (11/14)	4-4	W, 31-24 vs Mississippi State	Open
Missouri (11/21)	4-3	W, 41-0 vs Vanderbilt	vs Arkansas
Georgia (11/28)	6-2	<b>W, 45-16 at South Carolina</b>	vs Vanderbilt
Kentucky (12/5)	3-6	L, 34-10 at Florida	<b>vs South Carolina</b>



## Media Services

### Weekly Press Conference:

South Carolina interim head coach Mike Bobo conducts a weekly Zoom press conference at 12:30 pm ET on Tuesdays. The University of South Carolina communications office will make the weekly press conference available for the media via an FTP site. For more information, contact Matt Freed at mfreed@mailbox.sc.edu.

### Weekly Teleconference:

South Carolina interim head coach Mike Bobo conducts a weekly teleconference at 7 pm ET on Sundays. Please contact Steve Fink at finksc@mailbox.sc.edu for the phone number and passcode to participate.

### SEC Teleconference:

The Southeastern Conference will host a weekly press teleconference each Wednesday from Sept. 23 through Dec. 2. The teleconference, open to the media, will feature the head coach from each team every week. South Carolina's scheduled time is 12:10 pm ET. Contact the SEC Media Relations office at for the number and passcode.

### Carolina Calls:

Carolina Calls is on the airwaves on most Thursdays throughout the season. Hosted by the voice of Carolina Football and Gamecock Hall of Famer, Todd Ellis, the show will originate from a new location this year – Backstreets Grill, located at 2400 Devine Street in Columbia. The show airs from 7-8 pm ET and is carried on the flagship station of the Gamecocks, WNKT-FM, across the Palmetto State on the Gamecock Radio Network and over the internet at GamecocksOnline.com.

### Television Show:

The South Carolina Coach's Television Show airs at 11:30 a.m. on Sundays on Fox Sports Southeast.

## Gamecocks in the NFL

Name	Team	Position
*Jerell Adams	Baltimore Ravens	Tight End
*Zack Bailey	Tampa Bay Buccaneers	Offensive Tackle
T.J. Brunson	New York Giants	Linebacker
Damiere Byrd	New England Patriots	Wide Receiver
A.J. Cann	Jacksonville Jaguars	Offensive Guard
Joseph Charlton	Carolina Panthers	Punter
Jadeveon Clowney	Tennessee Titans	Defensive End
Jared Cook	New Orleans Saints	Tight End
Pharoh Cooper	Carolina Panthers	Wide Receiver
Dennis Daley	Carolina Panthers	Offensive Tackle
Mike Davis	Carolina Panthers	Running Back
Rico Dowdle	Dallas Cowboys	Running Back
Bryan Edwards	Las Vegas Raiders	Wide Receiver
*Tavien Feaster	Detroit Lions	Running Back
Rashad Fenton	Kansas City Chiefs	Cornerback
*Elliott Fry	Atlanta Falcons	Placekicker
Stephon Gilmore	New England Patriots	Cornerback
Hayden Hurst	Atlanta Falcons	Tight End
Melvin Ingram	Los Angeles Chargers	Linebacker
Alshon Jeffery	Philadelphia Eagles	Wide Receiver
Johnathan Joseph	Arizona Cardinals	Cornerback
Javon Kinlaw	San Francisco 49ers	Defensive Tackle
*Chris Lammons	Kansas City Chiefs	Cornerback
*Kyle Markway	Cleveland Browns	Tight End
**Skai Moore	Indianapolis Colts	Linebacker
Keisean Nixon	Las Vegas Raiders	Cornerback
Deebo Samuel	San Francisco 49ers	Wide Receiver
Brandon Shell	Seattle Seahawks	Offensive Tackle
Taylor Stallworth	Indianapolis Colts	Defensive Tackle
D.J. Swearinger	New Orleans Saints	Safety
Ryan Succop	Tampa Bay Buccaneers	Placekicker
*Ty'Son Williams	Baltimore Ravens	Running Back
D.J. Wonnum	Minnesota Vikings	Defensive End

\*Practice Squad \*\*Opted out of the 2020 season

## Carolina Football Radio Affiliates

Aiken/Edgefield	WKSX-FM	92.7	Lake City	WHYM-AM	1260
Allendale	WDOG-FM	93.5	Myrtle Beach	WSEA-FM	100.3
Camden	WCAM-AM	1590	Newberry	WKDK-AM	1240
Charleston	WWIK-FM	98.9	Rock Hill	WRHM-FM	107.1
Chesterfield	WVSZ-FM	107.3	Seneca	WSNW-AM	1150
Columbia	WNKT-FM	107.5	Seneca	WSNW-FM	94.1
Florence	WFRK-FM	95.3	Spartanburg	WSPG-AM	1400
Gaffney	WZZQ-AM	1500	Spartanburg	WSPG-FM	98.3
Gaffney	WZZQ-FM	104.3	Sumter	WIBZ-FM	95.5
Greenville	WROO-FM	104.9	Union	WBCU-AM	1460
Greenwood	WCZZ-AM	1090	Union	WBCU-FM	103.5
Greenwood	WCZZ-FM	102.7			

## Weekly South Carolina Football Media Availability

SUNDAY	MONDAY	TUESDAY	WEDNESDAY	THURSDAY	FRIDAY	SATURDAY
Practice is scheduled for 5 pm. Interim head coach Mike Bobo holds a teleconference at 7 p.m. ET. No player availability.	The team is scheduled for its NCAA-mandated off day. No media availability for coaches or players.	Practice is scheduled for 9 am. Selected players will be available following practice via Zoom. All requests must be in to Steve Fink by 5 p.m. Sunday. Interim head coach Mike Bobo holds a 12:30 pm Zoom presser.	Practice is scheduled for 9 am. There is no post-practice availability. Interim head coach Mike Bobo is on the SEC conference call at 12:10 p.m. ET.	Practice is scheduled for 9 am. There is no post-practice availability. Interim head coach Mike Bobo's weekly radio show is from 7-8 p.m. ET from Backstreets Grille on Devine Street.	Interim head coach Mike Bobo, defensive coordinator Travaris Robinson and selected players are available for network television only.	Interim head coach Mike Bobo and selected players will be available via Zoom following the game. The Gamecocks' locker room is closed.



GM  
5South Carolina 24  
Kentucky 7September 28, 2019  
Williams-Brice Stadium  
Columbia, S.C.  
80,828

**COLUMBIA, S.C. (AP)** — Rico Dowdle and Tavien Feaster like sharing the football, especially when it leads to South Carolina victories like this.

Dowdle and Feaster, the Gamecocks' two senior tailbacks, both ran for more than 100 yards and accounted for three touchdowns as South Carolina (2-3, 1-2 Southeastern Conference) snapped a five-game series losing streak to Kentucky with a 24-7 victory Saturday night.

Dowdle had 102 yards and a 30-yard TD while Feaster had 107 yards and scoring runs of 2 and 19 yards in a dominant win over the Wildcats (2-3, 0-3).

The Gamecocks also ended a run of six consecutive losses to Power Five opponents. And they did it just the way coach Will Muschamp wanted with an effective running attack.

Dowdle surpassed the century mark for the second time in three games.

Feaster gave South Carolina a second 100-yard rusher with 107 yards (67 in the final period) and touchdown runs of 2 and 19 yards. It's the first time the Gamecocks had a pair of 100-yard rushers in SEC play since 2001 when Andrew Pinnoch and Derek Watson did it in a win over Vanderbilt with Lou Holtz as coach.

Feaster won a pair of national titles with Clemson, but wanted a new setting where he could showcase the skills that made him a five-star prospect coming out of high school. It had been slow going at times for South Carolina's run game this season until the breakthrough against Kentucky.

The win "proves a lot," Feaster said. "Just that hard work and dedication will take you far. Even if the results weren't immediate, just keep pushing, keep fighting."

The Gamecocks certainly did, pressuring Kentucky quarterback Sawyer Smith throughout and giving up just 111 yards total the first three quarters. The Wildcats broke up a shutout on Chris Rodriguez's 2-yard scoring run with 2:32 left in the game.

"This was a commanding win and that's what we needed going into an off week," Muschamp said.

Kentucky last started SEC play with three losses in 2013.

The Wildcats had averaged better than 200 yards rushing against South Carolina during the win streak. They managed just 115 yards on the ground in this one.

Kentucky coach Mark Stoops said Smith was dealing with injuries and struggled to move the ball.

"We need to hit the reset button and get some guys healthy," he said. "And get some of these mistakes that we're making corrected."

**GAME CHANGER**

Rico Dowdle gave the Gamecocks a 17-0 lead just 1:01 into the second half with a 30-yard touchdown run. Dowdle also moved over 2,000 career yards rushing in the Kentucky win.

**KEY STAT**

269 — The Carolina running game had a pair of 100-yard runners (Tavien Feaster 107, Rico Dowdle 102) and had 269 total yards on the ground in the Kentucky win. It was the second time this season that the Gamecocks had a pair of 100-yard runners.



Kentucky	0	0	0	7	7
South Carolina	7	3	7	7	24

**SCORING SUMMARY**

1st	11:09	SC	Feaster 2-yard run (White kick) (11-75-3:51)	7-0
2nd	11:43	SC	White 26-yard field goal (10-62-4:39)	10-0
3rd	13:59	SC	Dowdle 30-yard run (White kick) (1-30-0:07)	17-0
4th	7:48	SC	Feaster 19-yard run (White kick) (7-85-3:30)	24-0
4th	2:32	UK	Rodriguez 2-yard run (Ruffolo kick) (5-84-2:00)	24-7

**TEAM STATISTICS**

	UK	SC
First Downs	9	21
Rushing	4	14
Passing	4	7
Penalty	1	0
Net Yards Rushing	115	247
Rushing Attempts	28	46
Net Yards Passing	97	140
Cmp.-Att.-Int.	13-34-1	15-27-0
Total Offense Yards	212	387
Total Offense Plays	62	73
Fumbles: No.-Lost	2-1	2-1
Penalties: No.-Yards	4-20	5-40
Punts-Yards	9-460	9-461
Avg. Yards Per Punt	51.1	51.2
Punt Returns: No.-Yards	1-9	1-(-2)
Kickoff Returns: No.-Yards	3-84	0-0
Interceptions: No.-Yards	0-0	1-0
Possession Time	26:10	33:50
Third Down Conversions	2-15	5-15
Fourth Down Conversions	0-2	0-0
Red Zone Scores-Chances	1-1	3-3
Sacks By: No.-Yards	3-15	4-34
PAT Kicks	1-1	3-3
Field Goals	0-0	1-1

**INDIVIDUAL STATISTICS**

**RUSHING: UK:** Rodriguez 6-65; Bowden 6-44; Rose 10-33; Smoke 2-7; Smith 4-(-34). **SC:** Feaster 15-107; Dowdle 15-102; Denson 10-41; Hilinski 5-(-1); Team 12-(-2).

**PASSING: UK:** Smith 11-32-1-90; Bowden 2-2-0-7. **SC:** Hilinski 15-27-0-140.

**RECEIVING: UK:** Ali 3-18; Bowden 3-18; Wagner 2-35; Dailey 2-8; Rose 1-11; Rigg 1-5; Thomas 1-2. **SC:** Edwards 6-37; S. Smith 2-30; Dawkins 2-19; Feaster 1-12; Dowdle 1-23; Vann 1-15; Legette 1-4.

**PUNT RETURNS: UK:** Ali 1-9. **SC:** Rush 1-(-2).

**KICKOFF RETURNS: UK:** Bowden 3-84. **SC:** None.

**INTERCEPTION RETURNS: UK:** None. **SC:** Jones 1-0.



**GM**  
**4**

**#17/17 Kentucky 24**  
**South Carolina 10**

**September 29, 2018**  
**Kroger Field**  
**Lexington, Ky.**  
**63,081**



**LEXINGTON, KY. (AP)** — Benny Snell Jr. ran for 99 yards and one of Kentucky's three consecutive first-half touchdowns before the No. 17 Wildcats held on for a 24-10 victory over South Carolina on Saturday night.

Kentucky (5-0, 3-0 Southeastern Conference) quashed initial concerns about a letdown following their first Top 25 ranking since November 2007 by scoring on four straight drives to lead 24-3 at halftime. The Wildcats ended up needing that cushion to offset a scoreless second half and Jake Bentley's 58-yard, third quarter TD pass that kept the Gamecocks (2-2, 1-2) within striking distance.

Mike Edwards' interception with 3:47 remaining snuffed one chance by the Gamecocks before they turned the ball over on downs in the final minute. That sealed Kentucky's fifth consecutive series win and continued its best SEC start since 1977.


Snell's rushing yardage on 28 carries also made him the third Wildcat to break 3,000 career. His 4-yard score with 4:53 remaining in the second quarter extended his TD record to 40. Quarterback Terry Wilson and A.J. Rose ran for TDs from 1 and 24 yards as Kentucky edged South Carolina 327-321 in yardage. The Wildcats also registered four takeaways, scoring 10 points off a fumble and interception.

**GAME CHANGER**

Kentucky scored three rushing touchdowns in the second quarter as Benny Snell, Terry Wilson and Asim Rose each found paydirt to give the Wildcats a 24-3 halftime lead. Kentucky ended the contest with 195 rushing yards, 99 coming from Snell.

**KEY STAT**

4 — The two teams were close on total yards (327-321 in favor of Kentucky) and first downs (20-19 in favor of Carolina) but four Gamecock turnovers, including an interception in the end zone with 3:47 left in the contest, led to 10 Wildcat points in Kentucky's 14-point win.



<b>South Carolina</b>	<b>3</b>	<b>0</b>	<b>7</b>	<b>0</b>	<b>10</b>
<b>Kentucky</b>	<b>3</b>	<b>21</b>	<b>0</b>	<b>0</b>	<b>24</b>

**SCORING SUMMARY**

1st	10:06	UK	Butler 29-yard field goal (4-(-4)-2:00)	0-3
1st	5:07	SC	White 29-yard field goal (13-72-4:55)	3-3
2nd	14:21	UK	Wilson 1-yard run (Butler kick) (11-75-5:46)	3-10
2nd	9:15	UK	Rose 24-yard run (Butler kick) (7-80-3:16)	3-17
2nd	4:53	UK	Snell 4-yard run (Butler kick) (6-61-3:23)	3-24
3rd	7:37	SC	Samuel 58-yard pass from Bentley (White kick) (4-75-1:44)	10-24

**TEAM STATISTICS**

	<b>SC</b>	<b>UK</b>
First Downs	20	19
Rushing	11	11
Passing	8	7
Penalty	1	1
Net Yards Rushing	128	195
Rushing Attempts	35	46
Net Yards Passing	193	4.2
Cmp.-Att.-Int.	17-34-3	13-20-1
Total Offense Yards	321	327
Total Offense Plays	69	66
Fumbles: No.-Lost	3-1	0-0
Penalties: No.-Yards	11-94	11-115
Punts-Yards	3-155	4-190
Avg. Yards Per Punt	51.7	47.5
Punt Returns: No.-Yards	2-19	1-7
Kickoff Returns: No.-Yards	2-27	1-42
Interceptions: No.-Yards	1-0	3-27
Possession Time	25:16	34:44
Third Down Conversions	5-15	3-11
Fourth Down Conversions	2-3	1-1
Red Zone Scores-Chances	1-2	3-4
Sacks By: No.-Yards	0-0	4-24
PAT Kicks	1-1	3-3
Field Goals	1-2	1-2

**INDIVIDUAL STATISTICS**

**RUSHING: SC:** Dowdle 13-44; Bentley 8-37; Turner 5-33; Denson 7-32; Scarnecchia 2-(-18). **UK:** Snell 28-99; Wilson 9-59; Rose 7-38; Team 2-(-1).

**PASSING: SC:** Bentley 13-28-3-148; Scarnecchia 4-6-0-45. **UK:** Wilson 13-20-1-132.

**RECEIVING: SC:** S. Smith 4-40; Edwards 3-25; Samuel 2-61; Dowdle 2-29; Vann 2-20; Turner 2-12; Pollard 2-6. **UK:** Bowden 4-18; Conrad 3-31; Baker 2-29; Bouvier 1-21; Snell 1-14; Epps 1-11; Ali 1-8.

**PUNT RETURNS: SC:** Edwards 2-21. **UK:** Bouvier 1-7.

**KICKOFF RETURNS: SC:** Samuel 1-16; Nixon 1-11. **UK:** Bowden 1-42.

**INTERCEPTION RETURNS: SC:** Fenton 1-0. **UK:** West 1-17; Edwards 1-13; Baity 1-(-3).



# ALPHABETICAL ROSTER

No.	Name	Pos.	Ht.	Wt.	Yr.-Exp	Hometown (High/Last School)
16	Trey Adkins	WR	5-11	178	SO-1L	Simpsonville, S.C. (Hillcrest)
25	Rashad Amos	RB	6-2	215	FR-HS	Fayetteville, Ga. (Sandy Creek)
93	Joseph Anderson	DL	6-3	275	FR-RS	Murfreesboro, Tenn. (Oakland)
59	Matthew Bailey	LS	6-1	200	FR-RS	Deland, Fla. (Deland)
23	Jaheim Bell	TE	6-2	230	FR-HS	Lake City, Fla. (Valdosta)
67	Gavin Bennett	OL	6-3	290	FR-RS	Rock Hill, S.C. (South Pointe)
81	Jalen Brooks	WR	6-3	190	JR-TR	Harrisburg, N.C. (Hickory Ridge/ Wingate/Tarleton State)
8	Jahmar Brown	LB	6-1	215	SO-1L	Fort Lauderdale, Fla. (St. Thomas Aquinas)
3	Jordan Burch	B/S	6-6	275	FR-HS	Columbia, S.C. (Hammond School)
89	Ger-Cari Caldwell	WR	6-5	205	FR-HS	Rock Hill, S.C. (Northwestern)
68	Wyatt Campbell	OL	6-6	305	SO-SQ	Elgin, S.C. (Lugoff-Elgin)
33	Slade Carroll	RB	5-9	205	SR-SQ	Lexington, S.C. (Lexington)
97	Devontae Davis	DL	6-3	290	JR-SQ	New Ellenton, S.C. (Silver Bluff/ Georgia Military)
4	Jaylin Dickerson	DB	6-1	195	JR-1L	Southern Pines, N.C. (Pinecrest)
22	John Dixon	DB	6-0	185	SO-1L	Tampa, Fla. (Chamberlain)
4	Luke Doty	QB	6-1	210	FR-HS	Myrtle Beach, S.C. (Myrtle Beach)
71	Eric Douglas	OL	6-4	315	JR-2L	Charlotte, N.C. (Mallard Creek)
32	Bradley Dunn	FB	5-9	222	FR-HS	Columbia, S.C. (Hammond School)
28	Deon Eaddy	WR	6-2	190	FR-HS	Woodbridge, Va. (Forest Park)
45	Spencer Eason-Riddle	LB	6-0	225	SR-2L	Raleigh, N.C. (Leesville Road)
55	Gilber Edmond	B/S	6-5	230	FR-HS	Fort Pierce, Fla. (Westwood)
29	Brandon Edwards	WR	6-0	200	FR-HS	Blythewood, S.C. (Blythewood)
99	Jabari Ellis	DL	6-3	285	SR-1L	Vance, S.C. (Lake Marion/ Georgia Military)
52	Kingsley Enagbare	DL	6-4	270	JR-2L	Atlanta, Ga. (Hapeville Charter)
31	Chandler Farrell	DL	6-3	278	SR-2L	Summerville, S.C. (Summerville)
14	Deshawn Fenwick	RB	6-1	220	SO-1L	Bradenton, Fla. (Braden River)
10	Rodricus Fitten	B/S	6-1	255	FR-RS	Atlanta, Ga. (Booker T. Washington)
25	O'Donnell Fortune	DB	6-1	175	FR-HS	Sumter, S.C. (Sumter)
27	Jaylan Foster	DB	5-10	190	SR-SQ	Duncan, S.C. (Byrnes/Gardner-Webb)
23	Fabian Goodman	DB	5-10	170	FR-HS	Columbia, S.C. (Hammond School)
44	Sherrod Greene	LB	6-1	230	SR-3L	Rocky Mount, N.C. (Rocky Mount)
26	Landon Grier	DB	5-9	175	FR-HS	Fort Lauderdale, Fla. (St. Thomas Aquinas)
54	Jovaughn Gwyn	OL	6-2	295	SO-1L	Charlotte, N.C. (Harding University)
47	Cole Hanna	PK	5-7	180	SO-SQ	Norcross, Ga. (Norcross)
20	Kevin Harris	RB	5-10	225	SO-1L	Hinesville, Ga. (Bradwell Institute)
91	Tonka Hemingway	DL	6-3	265	FR-HS	Conway, S.C. (Conway)
45	Alex Herrera	K/P	5-9	182	FR-RS	Columbia, S.C. (Spring Valley)
3	Ryan Hilinski	QB	6-3	225	SO-1L	Orange, Calif. (Orange Lutheran)
15	Collin Hill	QB	6-4	222	GR-TR	Moore, S.C. (Dorman/Colorado St.)
18	Dominick Hill	DB	6-0	195	FR-HS	Orlando, Fla. (Jones)
12	Joey Hunter	DB	6-0	200	FR-HS	Atlanta, Ga. (Sandy Creek)
95	Alex Huntley	DL	6-4	295	FR-HS	Blythewood, S.C. (Hammond School)
50	Sadarius Hutcherson	OL	6-4	320	SR-3L	Huntingdon, Tenn. (Huntingdon)
98	Mitch Jeter	PK	5-10	190	FR-HS	Salisbury, N.C. (Cannon School)
19	Brad Johnson	B/S	6-2	235	JR-2L	Pendleton, S.C. (Pendleton)
92	Tyreek Johnson	DL	6-3	265	SO-SQ	Sumter, S.C. (Lakewood)
53	Ernest Jones	LB	6-2	230	JR-2L	Waycross, Ga. (Ware County)
72	Trai Jones	OL	6-2	300	FR-HS	Abbeville, S.C. (Abbeville)
18	Connor Jordan	QB	6-3	205	FR-RS	Raleigh, N.C. (Millbrook)
5	Dakereon Joyner	WR	6-1	202	SO-1L	N. Charleston, S.C. (Fort Dorchester)
32	Mohamed Kaba	LB	6-2	227	FR-HS	Clinton, N.C. (Clinton)
12	Traevon Kenion	TE	6-3	240	FR-RS	Monroe, N.C. (Wake Forest)
36	Christian Kinsley	P	6-2	220	SR-SQ	Lexington, S.C. (Lexington/ Kennesaw State)

No.	Name	Pos.	Ht.	Wt.	Yr.-Exp	Hometown (High/Last School)
39	Kai Kroeger	P	6-3	195	FR-HS	Lake Forest, Ill. (Lake Forest)
77	Vershon Lee	OL	6-3	313	FR-HS	Woodbridge, Va. (Freedom)
17	Xavier Legette	WR	6-0	210	SO-1L	Mullins, S.C. (Mullins)
1	MarShawn Lloyd	RB	5-9	210	FR-HS	Wilmington, Del. (DeMatha)
42	Rosendo Louis Jr.	LB	6-2	245	SO-1L	Deerfield Beach, Fla. (Deerfield Beach)
27	Payton Mangrum	WR	6-0	188	FR-HS	Greenville, S.C. (Eastside)
70	Hank Manos	OL	6-4	305	SO-SQ	Chapin, S.C. (Chapin)
48	Sean McGonigal	FB	6-1	240	JR-SQ	Myrtle Beach, S.C. (Myrtle Beach)
31	McKay Melnick	DB	5-9	185	FR-HS	Bogart, Ga. (Prince Avenue Christian)
55	Jakai Moore	OL	6-5	305	FR-RS	Nokesville, Va. (Patriot)
80	Keveon Mullins	TE	6-1	245	FR-RS	Memphis, Tenn. (Whitehaven)
74	Vincent Murphy	OL	6-2	300	FR-RS	Fort Lauderdale, Fla. (St. Thomas Aquinas)
9	Nick Muse	TE	6-4	250	SR-1L	Belmont, N.C. (South Point/ William & Mary)
52	Jaylen Nichols	OL	6-5	315	SO-1L	Charlotte, N.C. (Myers Park)
6	Zacch Pickens	DL	6-3	300	SO-1L	Anderson, S.C. (T.L. Hanna)
84	Rico Powers	WR	6-2	195	FR-HS	Atlanta, Ga. (Hapeville Charter)
46	Adam Prentice	FB	6-0	245	GR-TR	Fresno, Calif. (Clovis/Colorado St.)
73	James Reedy	OL	6-4	315	FR-HS	Columbia, S.C. (Cardinal Newman)
83	Patrick Reedy	TE	6-7	265	SO-SQ	Columbia, S.C. (Cardinal Newman)
88	Will Register	TE	6-4	245	JR-1L	Chapin, S.C. (Chapin)
76	Jordan Rhodes	L	6-4	325	JR-1L	Fairburn, Ga. (Creekside)
7	Jammie Robinson	DB	5-11	195	SO-1L	Leesburg, Ga. (Lee County)
78	Hunter Rogers	DS	6-1	185	FR-HS	Columbia, S.C. (Spring Valley)
57	Will Rogers	OL	6-3	305	FR-RS	Hampton, Ga. (Lovejoy)
19	Ben Rollins	WR	5-8	160	FR-HS	Inman, S.C. (Chapman)
28	Darius Rush	DB	6-2	190	SO-1L	Kingstree, S.C. (C.E. Murray)
90	Jesse Sanders	TE	6-3	235	FR-HS	Aiken, S.C. (South Aiken)
21	Shilo Sanders	DB	6-0	195	FR-RS	Cedar Hill, Texas (Trinity Christian)
90	Rick Sandidge	DL	6-5	295	JR-2L	Concord, N.C. (Concord)
66	Dylan Seback	OL	6-4	310	FR-HS	Mount Pleasant, S.C. (Oceanside Collegiate Academy)
35	Eric Shaw	LB	6-4	220	FR-HS	Reeltown, Ala. (Reeltown)
9	Cam Smith	DB	6-0	185	FR-RS	Blythewood, S.C. (Westwood)
13	Shi Smith	WR	5-10	190	SR-3L	Union, S.C. (Union County)
22	Bruce Staley	RB	5-9	200	FR-HS	West Columbia, S.C. (Airport)
30	Damani Staley	LB	6-0	235	SR-3L	Columbia, S.C. (Ridge View)
15	Aaron Sterling	DL	6-1	245	SR-3L	Atlanta, Ga. (Tucker)
65	Chuck Strickland	OL	6-1	254	FR-HS	Spartanburg, S.C. (Byrnes)
86	Chad Terrell	WR	6-3	215	JR-2L	Bogue Chitto, Miss. (North Paulding)
5	Keir Thomas	DL	6-2	275	SR-3L	Miami, Fla. (Miami Central)
82	KeShawn Toney	TE	6-2	248	FR-RS	Williston, S.C. (Williston-Elko)
75	Jazston Turnetine	OL	6-7	330	JR-JC	Ellenwood, Ga. (Stockbridge/ Hutchinson CC)
10	Jay Urich	QB	6-5	215	JR-1L	Greenville, S.C. (Wren)
6	Josh Vann	WR	5-10	190	JR-2L	Tucker, Ga. (Tucker)
46	Noah Vincent	LB	6-1	210	SO-SQ	Buford, S.C. (Buford)
62	Tyshawn Wannamaker	OL	6-3	335	FR-HS	St. Matthews, S.C. (Calhoun County)
41	Darryle Ware	LB	6-1	225	FR-HS	Charleston, S.C. (Fort Dorchester)
94	M.J. Webb	DL	6-3	295	JR-1L	Rutledge, Ga. (Morgan County)
43	Parker White	PK	6-5	195	SR-3L	Mount Pleasant, S.C. (Wando)
11	ZaQuandre White	B	6-1	200	JR-JC	Cape Coral, Fla. (North Fort Myers/ Iowa Western C.C.)
79	Dylan Wonnum	OL	6-5	310	JR-2L	Tucker, Ga. (Tucker)
87	Mike Wyman	WR	6-2	200	FR-HS	Greensboro, N.C. (Dudley)



No.	Name	Pos.	Ht.	Wt.	Yr.-Exp	Hometown (High/Last School)
1	MarShawn Lloyd	RB	5-9	210	FR-HS	Wilmington, Del. (DeMatha)
3	Ryan Hilinski	QB	6-3	225	SO-1L	Orange, Calif. (Orange Lutheran)
3	Jordan Burch	B/S	6-6	275	FR-HS	Columbia, S.C. (Hammond School)
4	Jaylin Dickerson	DB	6-1	195	JR-1L	Southern Pines, N.C. (Pinecrest)
4	Luke Doty	QB	6-1	210	FR-HS	Myrtle Beach, S.C. (Myrtle Beach)
5	Keir Thomas	DL	6-2	275	SR-3L	Miami, Fla. (Miami Central)
5	Dakereon Joyner	WR	6-1	202	SO-1L	N. Charleston, S.C. (Fort Dorchester)
6	Josh Vann	WR	5-10	190	JR-2L	Tucker, Ga. (Tucker)
6	Zacch Pickens	DL	6-3	300	SO-1L	Anderson, S.C. (T.L. Hanna)
7	Jammie Robinson	DB	5-11	195	SO-1L	Leesburg, Ga. (Lee County)
8	Jahmar Brown	LB	6-1	215	SO-1L	Fort Lauderdale, Fla. (St. Thomas Aquinas)
9	Nick Muse	TE	6-4	250	SR-1L	Belmont, N.C. (South Point/William & Mary)
9	Cam Smith	DB	6-0	185	FR-RS	Blythewood, S.C. (Westwood)
10	Jay Ulrich	QB	6-5	215	JR-1L	Greenville, S.C. (Wren)
10	Rodricus Fitten	B/S	6-1	255	FR-RS	Atlanta, Ga. (Booker T. Washington)
11	ZaQuandre White	B	6-1	200	JR-JC	Cape Coral, Fla. (North Fort Myers/Iowa Western C.C.)
12	Traevon Kenion	TE	6-3	240	FR-RS	Monroe, N.C. (Wake Forest)
12	Joey Hunter	DB	6-0	200	FR-HS	Atlanta, Ga. (Sandy Creek)
13	Shi Smith	WR	5-10	190	SR-3L	Union, S.C. (Union County)
14	Deshaun Fenwick	RB	6-1	220	SO-1L	Bradenton, Fla. (Braden River)
15	Collin Hill	QB	6-4	222	GR-TR	Moore, S.C. (Dorman/Colorado St.)
15	Aaron Sterling	DL	6-1	245	SR-3L	Atlanta, Ga. (Tucker)
16	Trey Adkins	WR	5-11	178	SO-1L	Simpsonville, S.C. (Hillcrest)
17	Xavier Legette	WR	6-0	210	SO-1L	Mullins, S.C. (Mullins)
18	Connor Jordan	QB	6-3	205	FR-RS	Raleigh, N.C. (Millbrook)
18	Dominick Hill	DB	6-0	195	FR-HS	Orlando, Fla. (Jones)
19	Brad Johnson	B/S	6-2	235	JR-2L	Pendleton, S.C. (Pendleton)
19	Ben Rollins	WR	5-8	160	FR-HS	Inman, S.C. (Chapman)
20	Kevin Harris	RB	5-10	225	SO-1L	Hinesville, Ga. (Bradwell Institute)
21	Shilo Sanders	DB	6-0	195	FR-RS	Cedar Hill, Texas (Trinity Christian)
22	John Dixon	DB	6-0	185	SO-1L	Tampa, Fla. (Chamberlain)
22	Bruce Staley	RB	5-9	200	FR-HS	West Columbia, S.C. (Airport)
23	Jaheim Bell	TE	6-2	230	FR-HS	Lake City, Fla. (Valdosta)
23	Fabian Goodman	DB	5-10	170	FR-HS	Columbia, S.C. (Hammond School)
25	Rashad Amos	RB	6-2	215	FR-HS	Fayetteville, Ga. (Sandy Creek)
25	O'Donnell Fortune	DB	6-1	175	FR-HS	Sumter, S.C. (Sumter)
26	Landon Grier	DB	5-9	175	FR-HS	Fort Lauderdale, Fla. (St. Thomas Aquinas)
27	Jaylan Foster	DB	5-10	190	SR-SQ	Duncan, S.C. (Byrnes/Gardner-Webb)
27	Payton Mangrum	WR	6-0	188	FR-HS	Greenville, S.C. (Eastside)
28	Darius Rush	DB	6-2	190	SO-1L	Kingstree, S.C. (C.E. Murray)
28	Deon Eaddy	WR	6-2	190	FR-HS	Woodbridge, Va. (Forest Park)
29	Brandon Edwards	WR	6-0	200	FR-HS	Blythewood, S.C. (Blythewood)
30	Damani Staley	LB	6-0	235	SR-3L	Columbia, S.C. (Ridge View)
31	Chandler Farrell	DL	6-3	278	SR-2L	Summerville, S.C. (Summerville)
31	McKay Melnick	DB	5-9	185	FR-HS	Bogart, Ga. (Prince Avenue Christian)
32	Mohamed Kaba	LB	6-2	227	FR-HS	Clinton, N.C. (Clinton)
32	Bradley Dunn	FB	5-9	222	FR-HS	Columbia, S.C. (Hammond School)
33	Slade Carroll	RB	5-9	205	SR-SQ	Lexington, S.C. (Lexington)
35	Eric Shaw	LB	6-4	220	FR-HS	Reeltown, Ala. (Reeltown)
36	Christian Kinsley	P	6-2	220	SR-SQ	Lexington, S.C. (Lexington/Kennesaw State)
39	Kai Kroeger	P	6-3	195	FR-HS	Lake Forest, Ill. (Lake Forest)
41	Darryle Ware	LB	6-1	225	FR-HS	Charleston, S.C. (Fort Dorchester)
42	Rosendo Louis Jr.	LB	6-2	245	SO-1L	Deerfield Beach, Fla. (Deerfield Beach)

No.	Name	Pos.	Ht.	Wt.	Yr.-Exp	Hometown (High/Last School)
43	Parker White	PK	6-5	195	SR-3L	Mount Pleasant, S.C. (Wando)
44	Sherrod Greene	LB	6-1	230	SR-3L	Rocky Mount, N.C. (Rocky Mount)
45	Spencer Eason-Riddle	LB	6-0	225	SR-2L	Raleigh, N.C. (Leesville Road)
45	Alex Herrera	K/P	5-9	182	FR-RS	Columbia, S.C. (Spring Valley)
46	Adam Prentice	FB	6-0	245	GR-TR	Fresno, Calif. (Clovis/Colorado St.)
46	Noah Vincent	LB	6-1	210	SO-SQ	Buford, S.C. (Buford)
47	Cole Hanna	PK	5-7	180	SO-SQ	Norcross, Ga. (Norcross)
48	Sean McGonigal	FB	6-1	240	JR-SQ	Myrtle Beach, S.C. (Myrtle Beach)
50	Sadarius Hutcherson	OL	6-4	320	SR-3L	Huntingdon, Tenn. (Huntingdon)
52	Kingsley Enagbare	DL	6-4	270	JR-2L	Atlanta, Ga. (Hapeville Charter)
52	Jaylen Nichols	OL	6-5	315	SO-1L	Charlotte, N.C. (Myers Park)
53	Ernest Jones	LB	6-2	230	JR-2L	Waycross, Ga. (Ware County)
54	Jovaughn Gwyn	OL	6-2	295	SO-1L	Charlotte, N.C. (Harding University)
55	Jakai Moore	OL	6-5	305	FR-RS	Nokesville, Va. (Patriot)
55	Gilber Edmond	B/S	6-5	230	FR-HS	Fort Pierce, Fla. (Westwood)
57	Will Rogers	OL	6-3	305	FR-RS	Hampton, Ga. (Lovejoy)
59	Matthew Bailey	LS	6-1	200	FR-RS	Deland, Fla. (Deland)
62	Tyshawn Wannamaker	OL	6-3	335	FR-HS	St. Matthews, S.C. (Calhoun County)
65	Chuck Strickland	OL	6-1	254	FR-HS	Spartanburg, S.C. (Byrnes)
66	Dylan Seback	OL	6-4	310	FR-HS	Mount Pleasant, S.C. (Oceanside Collegiate Academy)
67	Gavin Bennett	OL	6-3	290	FR-RS	Rock Hill, S.C. (South Pointe)
68	Wyatt Campbell	OL	6-6	305	SO-SQ	Elgin, S.C. (Lugoff-Elgin)
70	Hank Manos	OL	6-4	305	SO-SQ	Chapin, S.C. (Chapin)
71	Eric Douglas	OL	6-4	315	JR-2L	Charlotte, N.C. (Mallard Creek)
72	Trai Jones	OL	6-2	300	FR-HS	Abbeville, S.C. (Abbeville)
73	James Reedy	OL	6-4	315	FR-HS	Columbia, S.C. (Cardinal Newman)
74	Vincent Murphy	OL	6-2	300	FR-RS	Fort Lauderdale, Fla. (St. Thomas Aquinas)
75	Jazston Turnetine	OL	6-7	330	JR-JC	Ellenwood, Ga. (Stockbridge/Hutchinson CC)
76	Jordan Rhodes	L	6-4	325	JR-1L	Fairburn, Ga. (Creekside)
77	Vershon Lee	OL	6-3	313	FR-HS	Woodbridge, Va. (Freedom)
78	Hunter Rogers	DS	6-1	185	FR-HS	Columbia, S.C. (Spring Valley)
79	Dylan Wonnum	OL	6-5	310	JR-2L	Tucker, Ga. (Tucker)
80	Keveon Mullins	TE	6-1	245	FR-RS	Memphis, Tenn. (Whitehaven)
81	Jalen Brooks	WR	6-3	190	JR-TR	Harrisburg, N.C. (Hickory Ridge/Wingate/Tarleton State)
82	KeShawn Toney	TE	6-2	248	FR-RS	Williston, S.C. (Williston-Elko)
83	Patrick Reedy	TE	6-7	265	SO-SQ	Columbia, S.C. (Cardinal Newman)
84	Rico Powers	WR	6-2	195	FR-HS	Atlanta, Ga. (Hapeville Charter)
86	Chad Terrell	WR	6-3	215	JR-2L	Bogue Chitto, Miss. (North Paulding)
87	Mike Wyman	WR	6-2	200	FR-HS	Greensboro, N.C. (Dudley)
88	Will Register	TE	6-4	245	JR-1L	Chapin, S.C. (Chapin)
89	Ger-Cari Caldwell	WR	6-5	205	FR-HS	Rock Hill, S.C. (Northwestern)
90	Rick Sandidge	DL	6-5	295	JR-2L	Concord, N.C. (Concord)
90	Jesse Sanders	TE	6-3	235	FR-HS	Aiken, S.C. (South Aiken)
91	Tonka Hemingway	DL	6-3	265	FR-HS	Conway, S.C. (Conway)
92	Tyreek Johnson	DL	6-3	265	SO-SQ	Sumter, S.C. (Lakewood)
93	Joseph Anderson	DL	6-3	275	FR-RS	Murfreesboro, Tenn. (Oakland)
94	M.J. Webb	DL	6-3	295	JR-1L	Rutledge, Ga. (Morgan County)
95	Alex Huntley	DL	6-4	295	FR-HS	Blythewood, S.C. (Hammond School)
97	Devontae Davis	DL	6-3	290	JR-SQ	New Ellenton, S.C. (Silver Bluff/Georgia Military)
98	Mitch Jeter	PK	5-10	190	FR-HS	Salisbury, N.C. (Cannon School)
99	Jabari Ellis	DL	6-3	285	SR-1L	Vance, S.C. (Lake Marion/Georgia Military)



Offense

<b>WR</b>	13 Shi Smith	5-10	190	SR-3L	Union, S.C.
	5 Dakereon Joyner	6-1	202	SO-1L	N. Charleston, S.C.
<b>WR</b>	81 Jalen Brooks	6-3	190	JR-TR	Harrisburg, N.C.
	84 Rico Powers	6-2	195	FR-HS	Atlanta, Ga.
<b>WR</b>	6 Josh Vann	5-10	190	JR-2L	Tucker, Ga.
	89 Ger-Cari Caldwell	6-5	205	FR-HS	Rock Hill, S.C.
<b>LT</b>	55 Jakai Moore	6-5	305	FR-RS	Nokesville, Va.
	75 Jazston Turnetine	6-7	330	JR-JC	Ellenwood, Ga.
<b>LG</b>	50 Sadarius Hutcherson	6-4	320	SR-3L	Huntingdon, Tenn.
	68 Wyatt Campbell	6-6	305	SO-SQ	Elgin, S.C.
<b>OC</b>	71 Eric Douglas	6-4	315	JR-2L	Charlotte, N.C.
	70 Hank Manos	6-4	305	SO-SQ	Chapin, S.C.
<b>RG</b>	54 Jovaughn Gwyn	6-2	295	SO-1L	Charlotte, N.C.
	74 Vincent Murphy	6-2	300	FR-RS	Ft. Lauderdale, Fla.
<b>RT</b>	79 Dylan Wonnum	6-5	310	JR-2L	Tucker, Ga.
	52 Jaylen Nichols	6-5	315	SO-1L	Charlotte, N.C.
<b>TE</b>	9 Nick Muse	6-4	250	SR-1L	Belmont, N.C.
	23 Jaheim Bell	6-2	230	FR-HS	Lake City, Fla.
<b>TE</b>	88 Will Register	6-4	245	JR-1L	Chapin, S.C.
	12 Traevon Kenion	6-3	240	FR-RS	Monroe, N.C.
<b>QB</b>	4 Luke Doty	6-1	210	FR-HS	Myrtle Beach, S.C.
	15 Collin Hill	6-4	222	GR-TR	Moore, S.C.
	3 Ryan Hilinski	6-3	225	SO-1L	Orange, Calif.
<b>RB</b>	20 Kevin Harris	5-10	225	SO-1L	Hinesville, Ga.
	14 Deshaun Fenwick	6-1	220	SO-1L	Bradenton, Fla.
	OR25 Rashad Amos	6-2	215	FR-HS	Fayetteville, Ga.
<b>FB</b>	46 Adam Prentice	6-0	245	GR-TR	Fresno, Calif.

Specialists

<b>PK</b>	43 Parker White	6-5	195	SR-3L	Mt. Pleasant, S.C.
	98 Mitch Jeter	5-10	190	FR-HS	Salisbury, N.C.
<b>P</b>	39 Kai Kroeger	6-3	195	FR-HS	Lake Forest, Ill.
	36 Christian Kinsley	6-2	220	SR-SQ	Lexington, S.C.
<b>LS</b>	59 Matthew Bailey	6-1	200	FR-RS	Deland, Fla.
	9 Nick Muse	6-4	250	SR-1L	Belmont, N.C.
<b>H</b>	39 Kai Kroeger	6-3	195	FR-HS	Lake Forest, Ill.
	36 Christian Kinsley	6-2	220	SR-SQ	Lexington, S.C.
<b>KOR</b>	11 ZaQuandre White	6-1	200	JR-JC	Cape Coral, Fla.
	5 Dakereon Joyner	6-1	202	SO-1L	N. Charleston, S.C.
<b>PR</b>	7 Jammie Robinson	5-11	195	SO-1L	Leesburg, Ga.
	6 Josh Vann	5-10	190	JR-2L	Tucker, Ga.

Defense

<b>DE</b>	5 Keir Thomas	6-2	275	SR-3L	Miami, Fla.
	91 Tonka Hemingway	6-3	265	FR-HS	Conway, S.C.
<b>DT</b>	6 Zacch Pickens	6-3	300	SO-1L	Anderson, S.C.
	94 M.J. Webb	6-3	295	JR-1L	Rutledge, Ga.
<b>DT</b>	99 Jabari Ellis	6-3	285	SR-1L	Vance, S.C.
	90 Rick Sandidge	6-5	295	JR-2L	Concord, N.C.
<b>BUCK</b>	52 Kingsley Enagbare	6-4	270	JR-2L	Atlanta, Ga.
	OR 3 Jordan Burch	6-6	275	FR-HS	Columbia, S.C.
	OR 10 Rodricus Fitten	6-1	255	FR-RS	Atlanta, Ga.
<b>SLB</b>	30 Damani Staley	6-0	235	SR-3L	Columbia, S.C.
	35 Eric Shaw	6-4	220	FR-HS	Reeltown, Ala.
<b>MLB</b>	53 Ernest Jones	6-2	230	JR-2L	Waycross, Ga.
	30 Damani Staley	6-0	235	SR-3L	Columbia, S.C.
<b>WLB</b>	32 Mohamed Kaba	6-2	227	FR-HS	Clinton, N.C.
	41 Darryle Ware	6-1	225	FR-HS	Charleston, S.C.
<b>CB</b>	9 Cam Smith	6-0	185	FR-RS	Blythewood, S.C.
	28 Darius Rush	6-2	190	SO-1L	Kingstree, S.C.
<b>S</b>	27 Jaylan Foster	5-10	190	SR-SQ	Duncan, S.C.
	21 Shilo Sanders	6-0	195	FR-RS	Cedar Hill, Texas
<b>S</b>	7 Jammie Robinson	5-11	195	SO-1L	Leesburg, Ga.
	4 Jaylin Dickerson	6-1	195	JR-1L	Southern Pines, N.C.
<b>CB</b>	22 John Dixon	6-0	185	SO-1L	Tampa, Fla.
	12 Joey Hunter	6-0	200	FR-HS	Atlanta, Ga.
<b>N</b>	7 Jammie Robinson	5-11	195	SO-1L	Leesburg, Ga.
	27 Jaylan Foster	5-10	190	SR-SQ	Duncan, S.C.
<b>DIME</b>	27 Jaylan Foster	5-10	190	SR-SQ	Duncan, S.C.
	11 ZaQuandre White	6-1	200	JR-JC	Cape Coral, Fla.

Pronunciation Guide

Luke Doty.....	DOE-tee
Kingsley Enagbare.....	ee-NAG-bar-ee
Chandler Farrell.....	FAIR-ul
Rodricus Fitten.....	rod-DREAK-cuss
Ryan Hilinski.....	huh-LIN-skee
Dakereon Joyner.....	duh-CARE-ee-on
Xavier Legette.....	ZAY-v-ur la-GET
Jakai Moore.....	juh-KIGH
Keveon Mullins.....	KEE-vee-on
Jammie Robinson.....	JAY-me
Travaris Robinson.....	truh-VARR-us
Chad Terrell.....	tur-ELL
Jazston Turnetine.....	JAZZ-tun TURN-uh-tine
Keir Thomas.....	KEER
Jay Urich.....	YUR-ick
Dylan Wonnum.....	WAH-num



**The Bobo File**

**Full Name:** Robert Michael Bobo  
**Born:** April 9, 1974  
**Hometown:** Thomasville, Ga.  
**Wife:** Lainie  
**Children:** Drew, Olivia, Jake  
 Ava Grace and Kate  
**College:** Georgia (1998)

**Coaching History**

**2020** South Carolina Asst. Coach  
**2015-19** Colorado State Head Coach  
**2001-14** Georgia Assistant Coach  
**2000** Jacksonville State Asst. Coach  
**1999** Georgia Graduate Assistant  
**1998** Georgia Administrative Staff

**Bowls Coached**

**2017** New Mexico  
**2016** Famous Idaho Potato  
**2015** Arizona  
**2014** Belk  
**2014** Gator  
**2013** Capital One  
**2012** Outback  
**2010** Liberty  
**2009** Independence  
**2009** Capital One  
**2008** Sugar  
**2006** Chick-fil-A  
**2006** Sugar  
**2005** Outback  
**2004** Capital One  
**2003** Sugar  
**2001** Music City  
**2000** Outback  
**1998** Peach

**MIKE BOBO**  
**Interim Head Coach/Offensive Coordinator**  
**First Year at South Carolina**

Mike Bobo is his first season with Carolina football. Bobo was named the offensive coordinator and quarterbacks coach on Dec. 10, 2019. He was named the interim head coach on Nov. 15.

Bobo completed his fifth season as the head coach at Colorado State in 2019 where he posted a 28-35 record, including a 20-20 mark in the Mountain West Conference. He guided the Rams to bowl games in each of his first three seasons, making him the lone coach in program history to accomplish that feat, and joined Sonny Lubick as the only two to coach the Rams in multiple bowl games in their careers. Overall, Bobo's teams left its marks on the offensive record book at CSU, as his squads own three of the top-six marks for total offense in a season as well as the school record for most yards per game in a season, that coming in 2017. His Rams also posted three of the top seven scoring seasons in CSU history.

In 2019, the Rams ranked 14th in the nation in passing offense, averaging 305.3 yards per game through the air. Wide receiver Warren Jackson averaged 111.9 receiving yards per game, fourth in the country, on 77 receptions with eight touchdowns in 10 games.

In 2018 the Rams' 26 touchdowns passes--from two different quarterbacks--ranked fourth in the record books, and CSU ranked 13th among all FBS programs in passing offense (304.9). The Rams managed the 10th-best offensive season in CSU history in 2018, averaging 410.5 yards per game.

The 2017 Rams finished the season with a 7-6 record and ranked 11th in all of FBS in total offense (492.5). CSU ranked second in third down conversions (50.3 pct.) and eighth in first downs (25.1), also both school records.

In 2016, Bobo became the first head coach in CSU history to lead the Rams to a bowl game in each of his first two seasons. The Rams' offense fueled a late-season surge, averaging 47.8 points and 533.8 yards per game over the last six contests, including the bowl game. CSU ranked fourth in the nation in red-zone scoring (94.6 pct.), 28th in scoring offense (35.3) and 30th in total offense (462.5).

In 2015 Bobo became the only head coach in program history to win seven regular season games in his first season at the helm. CSU's four wins in the season's final month marked the first undefeated November by a Rams team since 1948, and included three road wins.

Before joining the Rams, Bobo spent all but one of the first 22 years of his adult life with the Georgia Bulldogs as a player or assistant coach. While in Athens, he had been a record-breaking starting quarterback and spent 16 seasons coaching, including the last eight (2007-14) as offensive coordinator.

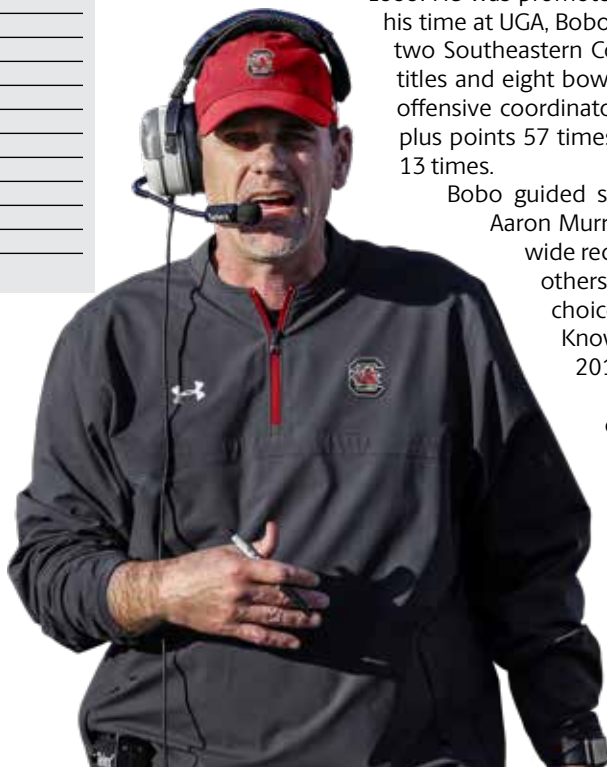
Bobo's 14-year coaching stint at Georgia, began in January 2001 when head coach Mark Richt hired him as quarterbacks coach, for his second stint with the school. He had previously worked on the football staff in an administrative role in 1998, then as a graduate assistant in 1999. He was promoted by Richt to offensive coordinator in 2007. During his time at UGA, Bobo helped lead the Bulldogs to 135 victories, including two Southeastern Conference championships, five SEC Eastern Division titles and eight bowl victories. The 2012 Broyles Award finalist held the offensive coordinator spot for 92 games with the Bulldogs, scoring 30-plus points 57 times, 40-plus points 29 times and more than 50 points 13 times.

Bobo guided several talented quarterbacks at Georgia, including Aaron Murray, Matthew Stafford and David Greene, along with wide receiver A.J. Green, running back Todd Gurley and many others. In all, Bobo helped mold four first-round NFL draft choices at Georgia: Stafford (No. 1 in 2009), running back Knowshon Moreno (No. 12 in 2009), Green (No. 4 in 2011) and Gurley (No. 10 in 2015).

Prior to joining Richt's staff at Georgia, Bobo served one year as an assistant coach at Jacksonville State.

Bobo was a quarterback for the Bulldogs from 1994-97, throwing for 6,334 yards, the third-most all-time by a Georgia quarterback, and set several Georgia passing records. As a senior in 1997, he threw for 2,751 yards on 199 completions in 306 attempts and had 19 TD to just eight interceptions.

Bobo, a native of Thomasville, Ga., and his wife, Lainie, have five children, a son Drew; triplets Olivia, Jake and Ava Grace; and Kate. His father, George, was a long-time successful high school coach in Georgia.





Offense



**BOBBY BENTLEY**

**Tight Ends Coach**

- ◆ Fifth year at South Carolina
- ◆ Rivals Top-25 recruiter in 2019
- ◆ Two years as a collegiate head coach at Presbyterian College
- ◆ One of the most successful high school coaches in the nation
- ◆ 2005 Nike National High School Coach of the Year
- ◆ Has three sons that played quarterback in college



**JOE COX**

**Wide Receivers Coach**

- ◆ First year at South Carolina
- ◆ Five years on the staff at Colorado State
- ◆ Helped the Rams to some of the most productive offensive seasons in school history
- ◆ Starting quarterback at Georgia in 2009
- ◆ 2004 North Carolina state high school Player of the Year



**DES KITCHINGS**

**Running Backs Coach**

- ◆ First year at South Carolina
- ◆ Spent the past eight seasons at NC State
- ◆ Produced three different 1,000-yard rushers from 2016-18
- ◆ Has a 16-year coaching career
- ◆ Spent four years as a player in the NFL
- ◆ Youngest inductee into the Furman Athletics Hall of Fame



**CONNOR SHAW**

**Quarterbacks Coach**

- ◆ Named QB Coach on Nov. 16
- ◆ Named Director of Player Development in January of 2020
- ◆ Winningest quarterback in Carolina history with a 27-5 record
- ◆ Was a perfect 17-0 at Williams-Brice Stadium
- ◆ Briefly worked as the tight ends coach at Furman in 2018



**ERIC WOLFORD**

**Offensive Line Coach**

- ◆ Fifth year at South Carolina
- ◆ Five years as a collegiate head coach at Youngstown State
- ◆ Spent two seasons as an NFL coach with San Francisco
- ◆ Rivals Top-25 National Recruiter in 2018 and a Rivals Top-20 National Recruiter in 2008
- ◆ Has spent time in the Big Ten, Big 12 and Pac-12 conferences

Defense



**TRAVARIS ROBINSON**

**Defensive Coordinator/  
Defensive Backs Coach**

- ◆ Fifth year at South Carolina
- ◆ Has been with Coach Muschamp since 2011
- ◆ Nine of his 12 years as a full-time assistant coach have come in the Southeastern Conference
- ◆ Played two seasons in the NFL
- ◆ Was a first-team All-SEC selection and the MVP of the Iron Bowl



**KYLE KRANTZ**

**Special Teams Coordinator/  
Asst. Defensive Backs Coach**

- ◆ Fifth year at South Carolina
- ◆ Considered a rising star in the coaching profession
- ◆ Has been with Coach Muschamp since 2013
- ◆ Has logged nine years in the SEC including stops at Kentucky, Florida and Auburn
- ◆ Graduate of Northern Colorado



**MIKE PETERSON**

**Outside Linebackers Coach**

- ◆ Fifth year at South Carolina
- ◆ Logged 14 seasons in the NFL including stints with Indianapolis, Jacksonville and Atlanta
- ◆ Has been with Coach Muschamp since 2014
- ◆ A member of the 1996 Florida National Championship team
- ◆ Established the Mike Peterson Foundation in 2004



**TRACY ROCKER**

**Defensive Line Coach**

- ◆ First year at South Carolina
- ◆ Also coached in the SEC at Georgia, Auburn, Ole Miss and Arkansas
- ◆ Coached on four conference championship teams, including the National Champion Auburn Tigers in 2010
- ◆ Has coached six All-Americans and 15 NFL draft picks



**ROD WILSON**

**Linebackers Coach**

- ◆ First year at South Carolina
- ◆ Spent the last three seasons with the Kansas City Chiefs
- ◆ Earned a Super Bowl ring with the Chiefs in 2019
- ◆ Played six seasons in the NFL with Chicago and Tampa Bay
- ◆ Graduated from the University of South Carolina
- ◆ Gamecock captain in 2014



	<b>SC</b>	<b>OPP</b>
<b>SCORING</b>	<b>217</b>	<b>319</b>
Points Per Game	24.1	35.4
Points Off Turnovers	38	42
<b>FIRST DOWNS</b>	<b>174</b>	<b>210</b>
Rushing	70	100
Passing	88	97
Penalty	16	13
<b>RUSHING YARDAGE</b>	<b>1382</b>	<b>1663</b>
Yards gained rushing	1627	1834
Yards lost rushing	245	171
Rushing Attempts	325	353
Average Per Rush	4.3	4.7
Average Per Game	153.6	184.8
TDs Rushing	20	18
<b>PASSING YARDAGE</b>	<b>1765</b>	<b>2360</b>
Comp-Att-Int	163-268-8	176-264-8
Average Per Pass	6.6	8.9
Average Per Catch	10.8	13.4
Average Per Game	196.1	262.2
TDs Passing	7	21
<b>TOTAL OFFENSE</b>	<b>3147</b>	<b>4023</b>
Total Plays	593	617
Average Per Play	5.3	6.5
Average Per Game	349.7	447.0
<b>KICK RETURNS: #-Yards</b>	<b>11-181</b>	<b>16-424</b>
<b>PUNT RETURNS: #-Yards</b>	<b>7-27</b>	<b>12-153</b>
<b>INT RETURNS: #-Yards</b>	<b>8-90</b>	<b>8-139</b>
<b>KICK RETURN AVERAGE</b>	<b>16.5</b>	<b>26.5</b>
<b>PUNT RETURN AVERAGE</b>	<b>3.9</b>	<b>12.8</b>
<b>INT RETURN AVERAGE</b>	<b>11.2</b>	<b>17.4</b>
<b>FUMBLES-LOST</b>	<b>11-3</b>	<b>10-3</b>
<b>PENALTIES-Yards</b>	<b>44-362</b>	<b>52-480</b>
Average Per Game	40.2	53.3
<b>PUNTS-Yards</b>	<b>36-1559</b>	<b>27-1171</b>
Average Per Punt	43.3	43.4
Net punt average	37.9	41.6
<b>KICKOFFS-Yards</b>	<b>46-2654</b>	<b>58-3439</b>
Average Per Kick	57.7	59.3
Net kick average	36.5	41.1
<b>TIME OF POSSESSION/Game</b>	<b>29:44</b>	<b>30:16</b>
<b>3RD-DOWN Conversions</b>	<b>46/123</b>	<b>56/112</b>
3rd-Down Pct	37%	50%
<b>4TH-DOWN Conversions</b>	<b>15/21</b>	<b>6/12</b>
4th-Down Pct	71%	50%
<b>SACKS BY-Yards</b>	<b>14-84</b>	<b>26-148</b>
<b>MISC YARDS</b>	<b>0</b>	<b>0</b>
<b>TOUCHDOWNS SCORED</b>	<b>27</b>	<b>42</b>
<b>FIELD GOALS-ATTEMPTS</b>	<b>10-16</b>	<b>9-11</b>
<b>ON-SIDE KICKS</b>	<b>0-0</b>	<b>0-0</b>
<b>RED-ZONE SCORES</b>	<b>(23-27) 85%</b>	<b>(36-42) 86%</b>
<b>RED-ZONE TOUCHDOWNS</b>	<b>(20-27) 74%</b>	<b>(28-42) 67%</b>
<b>PAT-ATTEMPTS</b>	<b>(25-26) 96%</b>	<b>(40-41) 98%</b>
<b>ATTENDANCE</b>	<b>77075</b>	<b>51859</b>
Games/Avg Per Game	5/15415	4/12965
Neutral Site Games		0/0

<b>SCORE BY QUARTERS</b>	<b>1st</b>	<b>2nd</b>	<b>3rd</b>	<b>4th</b>	<b>OT</b>	<b>Total</b>
South Carolina	31	55	71	60	-	217
Opponents	89	86	85	59	-	319

<b>RUSHING</b>	<b>G</b>	<b>Att</b>	<b>Gain</b>	<b>Loss</b>	<b>Net</b>	<b>Avg</b>	<b>TD</b>	<b>Long</b>	<b>Avg/G</b>
Kevin Harris	9	164	965	37	928	5.7	14	88	103.1
Deshaun Fenwick	8	54	309	12	297	5.5	1	33	37.1
Luke Doty	7	31	109	47	62	2.0	0	17	8.9
Dakereon Joyner	9	2	61	0	61	30.5	1	47	6.8
ZaQuandre White	8	16	69	10	59	3.7	0	21	7.4
Rashad Amos	2	6	42	3	39	6.5	0	34	19.5
Shi Smith	8	5	12	4	8	1.6	0	6	1.0
Ryan Hilinski	2	2	1	1	0	0.0	0	1	0.0
<b>TEAM</b>	<b>3</b>	<b>2</b>	<b>0</b>	<b>6</b>	<b>-6</b>	<b>-3.0</b>	<b>0</b>	<b>0</b>	<b>-2.0</b>
Collin Hill	8	43	59	125	-66	-1.5	4	12	-8.2
<b>Total.....</b>	<b>9</b>	<b>325</b>	<b>1627</b>	<b>245</b>	<b>1382</b>	<b>4.3</b>	<b>20</b>	<b>88</b>	<b>153.6</b>
<b>Opponents.....</b>	<b>9</b>	<b>353</b>	<b>1834</b>	<b>171</b>	<b>1663</b>	<b>4.7</b>	<b>18</b>	<b>52</b>	<b>184.8</b>

<b>PASSING</b>	<b>G</b>	<b>Effic</b>	<b>Cmp-Att-Int</b>	<b>Pct</b>	<b>Yds</b>	<b>TD</b>	<b>Lng</b>	<b>Avg/G</b>
Collin Hill	8	117.83	127-215-6	59.1	1411	6	57	176.4
Luke Doty	7	126.48	32-46-2	69.6	320	1	35	45.7
Ryan Hilinski	2	114.27	4-6-0	66.7	34	0	24	17.0
Shi Smith	8	0.00	0-1-0	0.0	0	0	0	0.0
<b>Total.....</b>	<b>9</b>	<b>118.79</b>	<b>163-268-8</b>	<b>60.8</b>	<b>1765</b>	<b>7</b>	<b>57</b>	<b>196.1</b>
<b>Opponents.....</b>	<b>9</b>	<b>161.95</b>	<b>176-264-8</b>	<b>66.7</b>	<b>2360</b>	<b>21</b>	<b>91</b>	<b>262.2</b>

<b>RECEIVING</b>	<b>G</b>	<b>No.</b>	<b>Yds</b>	<b>Avg</b>	<b>TD</b>	<b>Long</b>	<b>Avg/G</b>
Shi Smith	8	54	605	11.2	4	36	75.6
Nick Muse	9	30	425	14.2	1	35	47.2
Kevin Harris	9	20	142	7.1	1	14	15.8
Deshaun Fenwick	8	14	108	7.7	0	20	13.5
Jalen Brooks	5	10	89	8.9	0	27	17.8
Josh Vann	9	10	88	8.8	1	16	9.8
Xavier Legette	6	7	113	16.1	0	42	18.8
Keveon Mullins	5	3	110	36.7	0	57	22.0
Dakereon Joyner	9	3	12	4.0	0	8	1.3
Trey Adkins	5	2	20	10.0	0	10	4.0
Rico Powers	8	2	19	9.5	0	14	2.4
Adam Prentice	9	2	13	6.5	0	10	1.4
Collin Hill	8	2	-14	-7.0	0	0	-1.8
Jaheim Bell	4	1	29	29.0	0	29	7.2
Ger-Cari Caldwell	5	1	5	5.0	0	5	1.0
Rashad Amos	2	1	5	5.0	0	5	2.5
ZaQuandre White	8	1	-4	-4.0	0	0	-0.5
<b>Total.....</b>	<b>9</b>	<b>163</b>	<b>1765</b>	<b>10.8</b>	<b>7</b>	<b>57</b>	<b>196.1</b>
<b>Opponents.....</b>	<b>9</b>	<b>176</b>	<b>2360</b>	<b>13.4</b>	<b>21</b>	<b>91</b>	<b>262.2</b>

<b>PUNT RETURNS</b>	<b>No.</b>	<b>Yds</b>	<b>Avg</b>	<b>TD</b>	<b>Long</b>
Jammie Robinson	6	28	4.7	0	16
Cam Smith	1	-1	-1.0	0	0
<b>Total.....</b>	<b>7</b>	<b>27</b>	<b>3.9</b>	<b>0</b>	<b>16</b>
<b>Opponents.....</b>	<b>12</b>	<b>153</b>	<b>12.8</b>	<b>0</b>	<b>52</b>

<b>INTERCEPTIONS</b>	<b>No.</b>	<b>Yds</b>	<b>Avg</b>	<b>TD</b>	<b>Long</b>
Israel Mukuamu	2	56	28.0	0	56
Jaycee Horn	2	34	17.0	0	34
Cam Smith	2	0	0.0	0	0
Jammie Robinson	1	0	0.0	0	0
Jaylin Dickerson	1	0	0.0	0	0
<b>Total.....</b>	<b>8</b>	<b>90</b>	<b>11.2</b>	<b>0</b>	<b>56</b>
<b>Opponents.....</b>	<b>8</b>	<b>139</b>	<b>17.4</b>	<b>2</b>	<b>45</b>





KICK RETURNS	No.	Yds	Avg	TD	Long
Dakereon Joyner	5	90	18.0	0	20
Shi Smith	3	47	15.7	0	31
ZaQuandre White	2	24	12.0	0	23
Jalen Brooks	1	20	20.0	0	20
<b>Total.....</b>	<b>11</b>	<b>181</b>	<b>16.5</b>	<b>0</b>	<b>31</b>
<b>Opponents.....</b>	<b>16</b>	<b>424</b>	<b>26.5</b>	<b>1</b>	<b>93</b>

FUMBLE RETURNS	No.	Yds	Avg	TD	Long
Jordan Burch	1	7	7.0	0	7
<b>Total.....</b>	<b>1</b>	<b>7</b>	<b>7.0</b>	<b>0</b>	<b>7</b>
<b>Opponents.....</b>	<b>0</b>	<b>0</b>	<b>0.0</b>	<b>0</b>	<b>0</b>

----- PATS -----

SCORING	TD	FGs	Kick	Rush	Rcv	Pass	DXP	Saf	Points
Kevin Harris	15	0-0	0-0	0-0	0	0-0	0	0	90
Parker White	0	10-16	25-26	0-0	0	0-0	0	0	55
Shi Smith	4	0-0	0-0	0-0	0	0-0	0	0	24
Collin Hill	4	0-0	0-0	0-0	0	0-1	0	0	24
Dashaun Fenwick	1	0-0	0-0	0-0	0	0-0	0	0	6
Dakereon Joyner	1	0-0	0-0	0-0	0	0-0	0	0	6
Nick Muse	1	0-0	0-0	0-0	0	0-0	0	0	6
Josh Vann	1	0-0	0-0	0-0	0	0-0	0	0	6
<b>Total.....</b>	<b>27</b>	<b>10-16</b>	<b>25-26</b>	<b>0-0</b>	<b>0</b>	<b>0-1</b>	<b>0</b>	<b>0</b>	<b>217</b>
<b>Opponents.....</b>	<b>42</b>	<b>9-11</b>	<b>40-41</b>	<b>0-0</b>	<b>0</b>	<b>0-1</b>	<b>0</b>	<b>0</b>	<b>319</b>

FIELD GOALS	M-A	Pct	01-19	20-29	30-39	40-49	50+	Lg	Blk
Parker White	10-16	62.5	0-0	0-0	3-4	7-9	0-3	48	0

FG SEQUENCE	South Carolina	Opponents
Tennessee	(35),(45)	46,(27)
Florida	(45)	(26)
Vanderbilt	(42),53,(40)	29
Auburn	(39)	(35),(38),(22)
LSU	54,(45),34,40	(27)
Texas A&M	44,(48)	-
Ole Miss	-	(22)
Missouri	(47)	(20)
Georgia	(39),53	(32)

Numbers in (parentheses) indicate field goal was made.

PUNTING	No.	Yds	Avg	Long	TB	FC	I20	50+	Blkd
Kai Kroeger	36	1559	43.3	53	2	13	7	7	0
<b>Total.....</b>	<b>36</b>	<b>1559</b>	<b>43.3</b>	<b>53</b>	<b>2</b>	<b>13</b>	<b>7</b>	<b>7</b>	<b>0</b>
<b>Opponents.....</b>	<b>27</b>	<b>1171</b>	<b>43.4</b>	<b>56</b>	<b>1</b>	<b>10</b>	<b>13</b>	<b>8</b>	<b>0</b>

KICKOFFS	No.	Yds	Avg	TB	OB	Retn	Net	YdLn
Mitch Jeter	41	2386	58.2	22	4			
Parker White	5	268	53.6	0	0			
<b>Total.....</b>	<b>46</b>	<b>2654</b>	<b>57.7</b>	<b>22</b>	<b>4</b>	<b>424</b>	<b>36.5</b>	<b>28</b>
<b>Opponents.....</b>	<b>58</b>	<b>3439</b>	<b>59.3</b>	<b>35</b>	<b>2</b>	<b>181</b>	<b>41.1</b>	<b>23</b>

TOTAL OFFENSE	G	Plays	Rush	Pass	Total	Avg/G
Collin Hill	8	258	-66	1411	1345	168.1
Kevin Harris	9	164	928	0	928	103.1
Luke Doty	7	77	62	320	382	54.6
Dashaun Fenwick	8	54	297	0	297	37.1
Dakereon Joyner	9	2	61	0	61	6.8
ZaQuandre White	8	16	59	0	59	7.4
Rashad Amos	2	6	39	0	39	19.5
Ryan Hilinski	2	8	0	34	34	17.0
Shi Smith	8	6	8	0	8	1.0
TEAM	3	2	-6	0	-6	-2.0
<b>Total.....</b>	<b>9</b>	<b>593</b>	<b>1382</b>	<b>1765</b>	<b>3147</b>	<b>349.7</b>
<b>Opponents.....</b>	<b>9</b>	<b>617</b>	<b>1663</b>	<b>2360</b>	<b>4023</b>	<b>447.0</b>

ALL PURPOSE	G	Rush	Rec	PR	KOR	IR	Tot	Avg/G
Kevin Harris	9	928	142	0	0	0	1070	118.9
Shi Smith	8	8	605	0	47	0	660	82.5
Nick Muse	9	0	425	0	0	0	425	47.2
Dashaun Fenwick	8	297	108	0	0	0	405	50.6
Dakereon Joyner	9	61	12	0	90	0	163	18.1
Xavier Legette	6	0	113	0	0	0	113	18.8
Keveon Mullins	5	0	110	0	0	0	110	22.0
Jalen Brooks	5	0	89	0	20	0	109	21.8
Josh Vann	9	0	88	0	0	0	88	9.8
ZaQuandre White	8	59	-4	0	24	0	79	9.9
Luke Doty	7	62	0	0	0	0	62	8.9
Israel Mukuamu	6	0	0	0	0	56	56	9.3
Rashad Amos	2	39	5	0	0	0	44	22.0
Jaycee Horn	7	0	0	0	0	34	34	4.9
Jaheim Bell	4	0	29	0	0	0	29	7.2
Jammie Robinson	9	0	0	28	0	0	28	3.1
Trey Adkins	5	0	20	0	0	0	20	4.0
Rico Powers	8	0	19	0	0	0	19	2.4
Adam Prentice	9	0	13	0	0	0	13	1.4
Ger-Cari Caldwell	5	0	5	0	0	0	5	1.0
Cam Smith	7	0	0	-1	0	0	-1	-0.1
TEAM	3	-6	0	0	0	0	-6	-2.0
Collin Hill	8	-66	-14	0	0	0	-80	-10.0
<b>Total.....</b>	<b>9</b>	<b>1382</b>	<b>1765</b>	<b>27</b>	<b>181</b>	<b>90</b>	<b>3445</b>	<b>382.8</b>
<b>Opponents.....</b>	<b>9</b>	<b>1663</b>	<b>2360</b>	<b>153</b>	<b>424</b>	<b>139</b>	<b>4739</b>	<b>526.6</b>



No. PLAYER	GP	-----Tackles-----			TFL/Yds	-Sacks-		---Pass Def---			--Fumbles--		Blkd	
		Solo	Ast	Total		No-Yards	Int-Yds	BrUp	QBH	Rcv-Yds	FF	Kick	Saf	
53 Ernest Jones	9	42	44	86	5.0-15	1.0-1	.	.	3	1-0	1	.	.	
7 Jammie Robinson	9	44	26	70	2.0-3	.	1-0	4	1	.	.	.	.	
30 Damani Staley	9	22	20	42	0.5-1	.	.	1	.	.	.	.	.	
27 Jaylan Foster	9	24	15	39	2.0-2	.	.	.	.	.	.	.	.	
5 Keir Thomas	7	19	13	32	5.5-22	3.0-14	.	.	.	.	.	.	.	
22 John Dixon	9	26	5	31	.	.	.	4	.	1-0	.	.	.	
52 Kingsley Enagbare	8	16	14	30	7.0-42	6.0-40	.	.	2	.	3	.	.	
6 Zacch Pickens	9	15	15	30	2.5-18	1.0-12	.	.	1	.	.	.	.	
21 Shilo Sanders	8	19	8	27	.	.	.	1	.	.	.	.	.	
99 Jabari Ellis	9	9	15	24	3.0-8	0.5-1	.	.	2	.	.	.	.	
10 R.J. Roderick	6	16	7	23	1.0-1	.	.	1	1	.	.	.	.	
4 Jaylin Dickerson	8	10	10	20	1.5-9	0.5-3	1-0	.	.	.	.	.	.	
3 Jordan Burch	8	9	10	19	2.5-7	.	.	.	.	1-7	.	.	.	
94 M.J. Webb	9	6	12	18	1.0-1	.	.	1	.	.	.	.	.	
1 Jaycee Horn	7	10	6	16	1.0-2	.	2-34	6	.	.	.	.	.	
9 Cam Smith	7	9	6	15	.	.	2-0	1	.	.	.	.	.	
91 Tonka Hemingway	9	10	2	12	1.0-2	.	.	2	1	.	1	.	.	
24 Israel Mukuamu	6	6	4	10	.	.	2-56	.	.	.	.	.	.	
15 Aaron Sterling	4	4	5	9	0.5-2	0.5-2	.	.	.	.	.	.	.	
32 Mohamed Kaba	8	3	6	9	0.5-3	.	.	.	.	.	.	.	.	
19 Brad Johnson	6	3	5	8	.	.	.	.	.	.	.	.	.	
28 Darius Rush	7	5	1	6	.	.	.	.	.	.	.	.	.	
11 ZaQuandre White	8	3	3	6	.	.	.	.	.	.	.	.	.	
8 Jahmar Brown	1	3	3	6	.	.	.	.	.	.	.	.	.	
16 Rodricus Fitten	5	2	4	6	0.5-3	0.5-3	.	.	.	.	.	.	.	
90 Rick Sandidge	8	4	1	5	1.0-8	1.0-8	.	.	.	.	.	.	.	
46 Noah Vincent	1	1	1	2	.	.	.	.	.	.	.	.	.	
45 Spencer Eason-Riddle	4	2	.	2	.	.	.	.	.	.	.	.	.	
80 Keveon Mullins	5	.	2	2	.	.	.	.	.	.	.	.	.	
41 Darryle Ware	1	1	1	2	.	.	.	.	.	.	.	.	.	
31 Chandler Farrell	9	.	2	2	.	.	.	.	.	.	.	.	.	
17 Xavier Legette	6	1	.	1	.	.	.	.	.	.	.	.	.	
71 Eric Douglas	9	1	.	1	.	.	.	.	.	.	.	.	.	
55 Gilber Edmond	1	.	1	1	.	.	.	.	.	.	.	.	.	
14 Deshaun Fenwick	8	.	1	1	.	.	.	.	.	.	.	.	.	
39 Kai Kroeger	9	1	.	1	.	.	.	.	.	.	.	.	.	
9 Nick Muse	9	.	1	1	.	.	.	.	.	.	.	.	.	
44 Sherrod Greene	1	1	.	1	.	.	.	.	.	.	.	.	.	
93 Joseph Anderson	3	1	.	1	.	.	.	.	.	.	.	.	.	
23 Jaheim Bell	4	1	.	1	.	.	.	.	.	.	.	.	.	
95 Alex Huntley	1	.	1	1	.	.	.	.	.	.	.	.	.	
<b>Total.....</b>	<b>9</b>	<b>349</b>	<b>270</b>	<b>619</b>	<b>38-149</b>	<b>14-84</b>	<b>8-90</b>	<b>21</b>	<b>11</b>	<b>3-7</b>	<b>5</b>	<b>.</b>	<b>.</b>	
<b>Opponents.....</b>	<b>9</b>	<b>338</b>	<b>242</b>	<b>580</b>	<b>69-248</b>	<b>26-148</b>	<b>8-139</b>	<b>31</b>	<b>33</b>	<b>3-0</b>	<b>4</b>	<b>1</b>	<b>.</b>	



<b>TOTAL TACKLES</b>	<b>UA-A</b>	<b>TOT</b>	<b>TENN</b>	<b>FLA</b>	<b>VANDY</b>	<b>AUB</b>	<b>LSU</b>	<b>A&amp;M</b>	<b>MISS</b>	<b>MIZZ</b>	<b>UGA</b>	<b>UK</b>
Ernest Jones	42-44	86	7-4	2-3	7-6	5-2	8-11	3-2	5-13	5-2	0-1	
Jammie Robinson	44-26	70	5-0	3-3	4-3	6-1	4-8	7-0	5-6	5-0	5-5	
Damani Staley	22-20	42	2-0	0-2	1-4	4-2	1-4	3-3	-	9-3	2-2	
Jaylan Foster	24-15	39	1-0	0-1	3-2	-	-	7-0	3-5	6-2	4-5	
Keir Thomas	19-13	32	2-0	1-5	DNP	8-0	1-3	3-0	2-4	2-1	DNP	
John Dixon	26-5	31	1-0	4-1	2-0	2-1	3-1	4-0	4-1	2-0	4-1	
Kingsley Enagbare	16-14	30	5-4	2-1	1-0	2-0	0-4	1-1	3-3	2-1	DNP	
Zacch Pickens	15-15	30	4-1	0-1	1-0	0-1	1-4	5-1	1-7	-	3-0	
Shilo Sanders	19-8	27	1-2	0-1	5-1	9-1	3-1	DNP	0-2	1-0	-	
Jabari Ellis	9-15	24	2-1	0-2	0-2	0-1	0-1	1-0	3-7	1-0	2-1	
R.J. Roderick	16-7	23	3-0	2-2	1-2	5-0	3-1	DNP	2-2	DNP	DNP	
Jaylin Dickerson	10-10	20	2-0	2-3	DNP	1-0	1-4	0-1	-	2-1	2-1	
Jordan Burch	9-10	19	1-0	2-0	3-2	0-2	2-3	1-2	0-1	-	DNP	
M.J. Webb	6-12	18	-	-	1-1	-	0-3	3-2	0-3	1-1	1-2	
Jaycee Horn	10-6	16	1-0	2-3	1-0	2-1	1-2	2-0	1-0	DNP	DNP	
Cam Smith	9-6	15	-	1-1	0-1	DNP	DNP	1-0	3-1	2-2	2-1	
Tonka Hemingway	10-2	12	-	1-0	-	-	2-0	3-1	1-1	1-0	2-0	
Israel Mukuamu	6-4	10	2-0	1-1	0-2	DNP	0-1	-	3-0	DNP	DNP	
Aaron Sterling	4-5	9	1-0	0-3	2-1	DNP	1-1	DNP	DNP	DNP	DNP	
Mohamed Kaba	3-6	9	DNP	-	0-2	-	-	-	-	0-2	3-2	
Brad Johnson	3-5	8	1-0	0-1	-	1-2	0-2	1-0	DNP	DNP	DNP	
Darius Rush	5-1	6	-	-	3-1	-	-	2-0	-	DNP	DNP	
ZaQuandre White	3-3	6	-	DNP	-	-	0-1	1-0	0-1	0-1	2-0	
Jahmar Brown	3-3	6	DNP	DNP	DNP	DNP	3-3	DNP	DNP	DNP	DNP	
Rodricus Fitten	2-4	6	DNP	DNP	-	-	DNP	-	DNP	-	2-4	
Rick Sandidge	4-1	5	-	DNP	2-1	-	-	-	-	2-0	-	
Noah Vincent	1-1	2	DNP	DNP	DNP	DNP	DNP	DNP	DNP	DNP	1-1	
Spencer Eason-Riddle	2-0	2	-	-	2-0	-	DNP	DNP	DNP	DNP	DNP	
Keveon Mullins	0-2	2	-	0-1	0-1	-	-	DNP	DNP	DNP	DNP	
Darryle Ware	1-1	2	DNP	DNP	DNP	DNP	DNP	DNP	DNP	DNP	1-1	
Chandler Farrell	0-2	2	-	-	-	-	-	-	-	-	0-2	
Xavier Legette	1-0	1	-	-	-	-	-	1-0	DNP	DNP	DNP	
Eric Douglas	1-0	1	-	-	-	-	-	1-0	-	-	-	
Gilber Edmond	0-1	1	DNP	DNP	DNP	DNP	DNP	DNP	DNP	DNP	0-1	
Deshaun Fenwick	0-1	1	-	-	-	-	-	-	0-1	-	DNP	
Kai Kroeger	1-0	1	-	-	-	-	-	-	-	-	1-0	
Nick Muse	0-1	1	-	0-1	-	-	-	-	-	-	-	
Sherrod Greene	1-0	1	1-0	DNP	DNP	DNP	DNP	DNP	DNP	DNP	DNP	
Joseph Anderson	1-0	1	DNP	DNP	DNP	DNP	DNP	DNP	-	-	1-0	
Jaheim Bell	1-0	1	DNP	DNP	DNP	DNP	DNP	-	-	-	1-0	
Alex Huntley	0-1	1	DNP	DNP	DNP	DNP	DNP	0-1	DNP	DNP	DNP	



Team	1st Score	Rushing Downs	Passing C-A-I-Yds-TD	Total Offense Play-Yds-TD	Punts No-Avg	Fumbles No-Lost	Penalties No-Yds	KO Ret. No-Yds	Punt Ret. No-Yds	Int. Ret. No-Yds	3rd Dns	Time of Poss	
Tennessee	31	21	33-133-2	20-32-0-261-1	65-394-3	6-40.5	1-0	6-50	2-66	1-20	1-32	1-11	25:10
<b>S. Carolina</b>	<b>27</b>	<b>22</b>	<b>35-89-2</b>	<b>25-39-1-290-1</b>	<b>74-379-3</b>	<b>6-35.2</b>	<b>2-1</b>	<b>4-40</b>	<b>0-0</b>	<b>1-(-1)</b>	<b>0-0</b>	<b>6-15</b>	<b>34:50</b>
<b>S. Carolina</b>	<b>24</b>	<b>25</b>	<b>36-117-1</b>	<b>28-47-0-212-2</b>	<b>83-329-3</b>	<b>4-41.8</b>	<b>2-1</b>	<b>6-55</b>	<b>1-0</b>	<b>0-0</b>	<b>1-0</b>	<b>6-17</b>	<b>36:23</b>
Florida	38	18	24-80-1	21-29-1-268-4	53-348-5	2-49.5	1-1	4-44	2-21	2-42	0-0	4-9	23:37
<b>S. Carolina</b>	<b>41</b>	<b>18</b>	<b>39-289-5</b>	<b>16-24-0-196-0</b>	<b>63-485-5</b>	<b>2-48.5</b>	<b>1-1</b>	<b>4-20</b>	<b>1-31</b>	<b>3-30</b>	<b>1-0</b>	<b>6-14</b>	<b>31:27</b>
Vanderbilt	7	15	33-76-0	18-27-1-173-1	60-249-1	6-40.2	3-1	2-21	5-104	2-16	0-0	1-11	28:33
Auburn	22	27	36-209-1	24-47-3-272-1	83-481-2	2-45.5	0-0	9-89	1-23	0-0	1-1	7-16	28:43
<b>S. Carolina</b>	<b>30</b>	<b>20</b>	<b>43-153-3</b>	<b>15-24-1-144-1</b>	<b>67-297-4</b>	<b>5-48.4</b>	<b>1-0</b>	<b>5-39</b>	<b>1-16</b>	<b>1-3</b>	<b>3-34</b>	<b>7-13</b>	<b>31:17</b>
<b>S. Carolina</b>	<b>24</b>	<b>17</b>	<b>29-169-2</b>	<b>12-22-1-234-1</b>	<b>51-403-3</b>	<b>1-50.0</b>	<b>0-0</b>	<b>7-55</b>	<b>1-17</b>	<b>0-0</b>	<b>1-56</b>	<b>3-10</b>	<b>22:26</b>
LSU	52	29	54-276-3	17-21-1-265-2	75-541-5	0-0.0	1-0	10-79	2-118	0-0	1-45	8-10	37:34
Texas A&M	48	26	45-264-2	17-27-0-266-5	72-530-7	2-49.0	0-0	2-25	0-0	3-3	2-13	12-16	38:21
<b>S. Carolina</b>	<b>3</b>	<b>9</b>	<b>25-50-0</b>	<b>12-28-2-100-0</b>	<b>53-150-0</b>	<b>5-41.2</b>	<b>1-0</b>	<b>1-5</b>	<b>2-33</b>	<b>1-(-6)</b>	<b>0-0</b>	<b>3-14</b>	<b>21:39</b>
<b>S. Carolina</b>	<b>42</b>	<b>27</b>	<b>39-318-5</b>	<b>17-29-1-230-1</b>	<b>68-548-6</b>	<b>2-44.5</b>	<b>1-0</b>	<b>4-53</b>	<b>3-60</b>	<b>0-0</b>	<b>0-0</b>	<b>5-11</b>	<b>29:19</b>
Ole Miss	59	31	48-195-4	28-32-0-513-4	80-708-8	1-44.0	3-1	6-45	2-30	0-0	1-0	7-13	30:41
Missouri	17	19	34-98-1	21-33-1-203-1	67-301-2	7-43.6	1-0	7-77	0-0	2-17	1-8	8-16	28:34
<b>S. Carolina</b>	<b>10</b>	<b>18</b>	<b>36-114-1</b>	<b>20-33-1-169-0</b>	<b>69-283-1</b>	<b>7-44.7</b>	<b>0-0</b>	<b>11-85</b>	<b>1-23</b>	<b>1-1</b>	<b>1-0</b>	<b>6-16</b>	<b>31:26</b>
Georgia	45	24	46-332-4	10-16-1-139-2	62-471-6	1-50.0	0-0	6-50	2-62	2-55	1-40	8-10	31:09
<b>S. Carolina</b>	<b>16</b>	<b>18</b>	<b>43-83-1</b>	<b>18-22-1-190-1</b>	<b>65-273-2</b>	<b>4-46.0</b>	<b>3-0</b>	<b>2-10</b>	<b>1-1</b>	<b>0-0</b>	<b>1-0</b>	<b>4-13</b>	<b>28:51</b>

S. Carolina

Kentucky

## 2020 South Carolina Game-by-Game Starters

### Offense

POS.	TENN	FLORIDA	VANDY	AUBURN	LSU	TAMU	OLE MISS	MIZZOU	GEORGIA	KENTUCKY
WR	S. Smith	S. Smith	S. Smith	S. Smith	S. Smith	S. Smith	S. Smith	S. Smith	-	-
WR	Legette	Legette	Legette	Legette	Legette	Legette	Brooks	Brooks	Brooks	Brooks
WR	Joyner	Vann	Joyner	-	-	-	-	Vann	Vann	Vann
TE	Muse	Muse	Muse	Muse	Muse	Muse	Muse	Muse	Muse	Muse
LT	Wonnum	Wonnum	Wonnum	Turnetine	Turnetine	Turnetine	Moore	Moore	Moore	Moore
LG	Hutcherson	Hutcherson	Hutcherson	Hutcherson	Hutcherson	Hutcherson	Hutcherson	Hutcherson	Hutcherson	Hutcherson
C	Douglas	Douglas	Douglas	Douglas	Douglas	Douglas	Douglas	Douglas	Douglas	Douglas
RG	Gwyn	Gwyn	Gwyn	Gwyn	Gwyn	Gwyn	Gwyn	Gwyn	Gwyn	Gwyn
RT	Moore	Moore	Lee	Wonnum	Wonnum	Wonnum	Wonnum	Wonnum	Wonnum	Wonnum
QB	C. Hill	C. Hill	C. Hill	C. Hill	C. Hill	C. Hill	C. Hill	C. Hill	C. Hill	Doty
TB	Harris	Harris	Harris	Harris	Harris	Harris	Harris	Harris	Harris	Harris
FB	-	-	-	Prentice	Prentice	Prentice	Prentice	-	Prentice	Prentice

### Defense

POS.	TENN	FLORIDA	VANDY	AUBURN	LSU	TAMU	OLE MISS	MIZZOU	GEORGIA	KENTUCKY
DE	Sterling	Sterling	Sterling	Hemingway	Hemingway	Thomas	Thomas	Thomas	Ellis	Ellis
DT	Ellis	Ellis	Ellis	Ellis	Pickens	Ellis	Ellis	Ellis	Webb	Webb
DT	Thomas	Thomas	Pickens	Thomas	Thomas	Pickens	Pickens	Pickens	Pickens	Pickens
DE	Enagbare	Enagbare	Enagbare	Enagbare	Enagbare	Enagbare	Enagbare	Enagbare	Fitten	Fitten
LB	Jones	Jones	Jones	Jones	Jones	Jones	Jones	Jones	Jones	Jones
LB	Greene	D. Staley	D. Staley	D. Staley	D. Staley	D. Staley	-	D. Staley	D. Staley	D. Staley
LB	-	-	Johnson	-	-	-	Roderick	Kaba	Kaba	Kaba
CB	Horn	Horn	Horn	Horn	Horn	Horn	Horn	C. Smith	C. Smith	C. Smith
S	Roderick	Roderick	Roderick	Roderick	Roderick	Foster	Foster	Foster	Foster	Foster
S	S. Sanders	Mukuamu	Robinson	S. Sanders	S. Sanders	Mukuamu	Mukuamu	Robinson	Robinson	Robinson
CB	Mukuamu	Dixon	Mukuamu	Dixon	Dixon	Dixon	Dixon	Dixon	Dixon	Dixon
NIK	Robinson	Robinson	-	Robinson	Robinson	Robinson	Robinson	-	-	-

## 2020 South Carolina Game-by-Game Captains

	TENN	FLORIDA	VANDY	AUBURN	LSU	TAMU	OLE MISS	MIZZOU	GEORGIA	KENTUCKY
	C. Hill	Douglas	Ellis	B. Johnson	Horn	Douglas	Foster	Ellis	Senior Class	-
	Hutcherson	Horn	Hutcherson	Jones	Hutcherson	Ellis	Harris	Harris	-	-
	Thomas	D. Staley	Prentice	Muse	Prentice	Hutcherson	Horn	Hutcherson	-	-
	P. White	Thomas	Sterling	S. Smith	Thomas	B. Johnson	S. Smith	Thomas	-	-



## Individual Rushing (Att-Yds/TD)

PLAYER	TOTAL	TENN	FLA	VANDY	AUB	LSU	A&M	MISS	MIZZ	UGA	UK
Kevin Harris	164-928/14	13-55/1	22-100/1	21-171/2	25-83/2	12-126/2	13-39/0	25-243/5	16-58/0	17-53/1	
Deshaun Fenwick	54-297/1	6-31/0	6-32/0	5-28/0	12-68/0	7-49/0	4-0/0	9-82/0	5-7/1	DNP	
Luke Doty	31-62/0	DNP	-	1-2/0	DNP	1-6/0	2-7/0	1-3/0	11-59/0	15-(-15)/0	
Dakereon Joyner	2-61/1	-	-	1-47/1	1-14/0	-	-	-	-	-	
ZaQuandre White	16-59/0	7-19/0	DNP	2-29/0	-	-	2-5/0	-	-	5-6/0	
Rashad Amos	6-39/0	DNP	DNP	DNP	DNP	-	DNP	DNP	DNP	6-39/0	
Shi Smith	5-8/0	2--4/0	-	1-2/0	-	1-4/0	1-6/0	-	-	DNP	
Ryan Hilinski	2-0/0	DNP	DNP	1-(-1)/0	DNP	DNP	1-1/0	DNP	DNP	DNP	
TEAM	2-(-6)/0	DNP	DNP	1-(-1)/0	1-(-5)/0	DNP	DNP	DNP	-	DNP	
Collin Hill	43-(-66)/4	7-(-12)/1	8-(-15)/0	6-12/2	4-(-7)/1	8-(-16)/0	2-(-8)/0	4-(-10)/0	4-(-10)/0	DNP	

## Individual Passing (Cmp-Att-Int-Yds-TD)

	DOTY	HILINSKI	HILL	S. SMITH
Tennessee	DNP	DNP	25-39-1-290-1	0-0-0-0-0
Florida	0-0-0-0-0	DNP	28-47-0-212-2	0-0-0-0-0
Vanderbilt	0-0-0-0-0	0-0-0-0-0	16-24-0-196-0	0-0-0-0-0
Auburn	DNP	DNP	15-24-1-144-1	0-0-0-0-0
LSU	0-0-0-0-0	DNP	12-22-1-234-1	0-0-0-0-0
Texas A&M	0-1-0-0-0	4-6-34-0-0	8-21-2-66-0	0-0-0-0-0
Ole Miss	0-0-0-0-0	DNP	17-28-1-230-1	0-1-0-0-0
Missouri	14-23-1-130-0	DNP	6-10-0-39-0	0-0-0-0-0
Georgia	18-22-1-190-1	DNP	DNP	DNP
Kentucky				

## Individual Receiving (Rec-Yds/TD)

PLAYER	TOTAL	TENN	FLA	VANDY	AUB	LSU	A&M	MISS	MIZZ	UGA	UK
Shi Smith	54-605/4	10-140/1	12-85/1	4-46/0	8-76/1	2-68/0	7-64/0	10-117/1	1-9/0	DNP	
Nick Muse	30-425/1	4-50/0	2-21/0	5-85/0	2-29/0	1-17/0	1-6/0	1-19/0	6-67/0	8-131/1	
Kevin Harris	20-142/1	1-9/0	4-27/1	4-29/0	2-21/0	2-13/0	-	-	3-13/0	4-30/0	
Xavier Legette	7-113/0	4-61/0	1-22/0	2-30/0	-	-	-	DNP	DNP	DNP	
Kevon Mullins	3-110/0	-	1-9/0	-	-	2-101/0	DNP	DNP	DNP	DNP	
Deshaun Fenwick	14-108/0	4-45/0	5-24/0	-	-	2-19/0	-	1-4/0	2-16/0	DNP	
Jalen Brooks	10-89/0	DNP	DNP	DNP	DNP	1-3/0	-	3-47/0	3-25/0	3-14/0	
Josh Vann	10-88/1	-	1-5/0	1-6/0	1-11/0	1-5/1	2-20/0	1-14/0	2-22/0	1-5/0	
Jaheim Bell	1-29/0	DNP	DNP	DNP	DNP	DNP	-	1-29/0	-	-	
Trey Adkins	2-20/0	DNP	DNP	-	DNP	DNP	-	-	2-20/0	-	
Rico Powers	2-19/0	-	2-19/0	-	-	DNP	-	-	-	-	
Adam Prentice	2-13/0	-	-	-	1-10/0	-	1-3/0	-	-	-	
Dakereon Joyner	3-12/0	-	-	-	1-(-3)/0	1-8/0	1-7/0	-	-	-	
Rashad Amos	1-5/0	DNP	DNP	DNP	DNP	-	DNP	DNP	DNP	1-5/0	
Ger-Cari Caldwell	1-5/0	DNP	DNP	-	-	DNP	DNP	-	-	1-5/0	
ZaQuandre White	1-(-4)/0	1-(-4)/0	DNP	-	-	-	-	-	-	-	
Collin Hill	2-(-14)/0	1-(-11)/0	-	-	-	-	-	-	1-(-3)/0	DNP	

## Game-by-Game Leaders

Opponent	Rushing	Passing	Receiving (No.)	Receiving (Yds.)	Tackles
Tennessee	Harris 13-55/1	C. Hill 25-39-1-290-1	S. Smith 10-140-1	S. Smith 10-140-1	Jones 7-4-11
Florida	Harris 22-100/1	C. Hill 28-47-0-212-2	S. Smith 12-85-1	S. Smith 12-85-1	Robinson 3-3-6/Thomas 1-5-6
Vanderbilt	Harris 21-171-2	C. Hill 16-24-0-196-0	Muse 5-85-0	Muse 5-85-0	Jones 7-6-13
Auburn	Harris 25-83/2	C. Hill 15-24-1-144-1	S. Smith 8-76-1	S. Smith 8-76-1	Sanders 9-1-10
LSU	Harris 12-126/2	C. Hill 12-22-1-234-1	Four with 2	Mullins 2-101-0	Jones 8-11-19
Texas A&M	Harris 13-49/0	C. Hill 8-21-2-66-0	S. Smith 7-64-0	S. Smith 7-64-0	Foster & Robinson 7-0-7
Ole Miss	Harris 25-243/5	C. Hill 17-28-1-230-1	S. Smith 10-117-1	S. Smith 10-117-1	Jones 5-13-18
Missouri	Doty 11-59/0	Doty 14-23-1-130-0	Muse 6-67-0	Muse 6-67-0	Staley 9-3-12
Georgia	Harris 17-55/1	Doty 18-22-1-190-1	Muse 8-131-1	Muse 8-131-1	Robinson 5-5-10
Kentucky					



**South Carolina**

Tennessee	Qtr	Plays	Yards	TOP	Result
Harris 3-yard run	1	11	75	5:01	TD
S. Smith 29-yard pass from C. Hill	3	4	75	2:01	TD
C. Hill 1-yard run	3	10	71	3:22	TD
P. White 35-yard field goal	4	9	69	3:55	FG
P. White 45-yard field goal	4	9	57	3:55	FG

Florida	Qtr	Plays	Yards	TOP	Result
Harris 2-yard run	1	12	75	6:56	TD
S. Smith 3-yard pass from C. Hill	2	9	48	4:31	TD
P. White 45-yard field goal	3	11	47	4:16	FG
Harris 9-yard pass from C. Hill	4	11	39	3:49	TD

Vanderbilt	Qtr	Plays	Yards	TOP	Result
P. White 43-yard field goal	1	13	42	6:58	FG
C. Hill 1-yard run	2	12	96	6:08	TD
Harris 25-yard run	3	2	34	0:29	TD
C. Hill 10-yard run	3	9	75	4:39	TD
P. White 40-yard field goal	3	7	26	2:52	FG
Harris 88-yard run	4	1	88	0:12	TD
Joyner 47-yard run	4	1	47	0:13	TD

Auburn	Qtr	Plays	Yards	TOP	Result
Harris 3-yard run	2	5	29	2:00	TD
C. Hill 1-yard run	2	11	49	4:28	TD
S. Smith 10-yard pass from C. Hill	3	9	75	3:51	TD
Harris 8-yard run	3	1	8	0:05	TD
P. White 39-yard field goal	4	9	58	4:28	FG

LSU	Qtr	Plays	Yards	TOP	Result
Harris 45-yard run	1	3	75	0:54	TD
P. White 45-yard field goal	2	4	7	1:25	FG
Harris 1-yard run	3	9	74	3:37	TD
Vann 5-yard pass from C. Hill	4	7	75	2:05	TD

Texas A&M	Qtr	Plays	Yards	TOP	Result
P. White 48-yard field goal	4	13	43	6:06	FG

OLE MISS	Qtr	Plays	Yards	TOP	Result
S. Smith 11-yard pass from C. Hill	1	10	75	5:36	TD
Harris 46-yard run	2	4	75	1:29	TD
Harris 1-yard run	2	10	79	5:54	TD
Harris 1-yard run	3	10	75	4:50	TD
Harris 44-yard run	3	2	76	0:55	TD
Harris 12-yard run	4	7	75	3:21	TD

MISSOURI	Qtr	Plays	Yards	TOP	Result
P. White 47-yard field goal	3	10	43	3:47	FG
Fenwick 1-yard run	4	13	77	4:28	TD

GEORGIA	Qtr	Plays	Yards	TOP	Result
Harris 1-yard run	2	8	65	2:26	TD
P. White 39-yard field goal	2	11	57	5:20	FG
Muse 7-yard pass from Doty	4	11	98	5:26	TD

**Opponents**

Tennessee	Qtr	Plays	Yards	TOP	Result
Guarantano 1-yard run	1	7	90	2:34	TD
Gray 12-yard run	3	8	74	2:32	TD
Cimaglia 27-yard field goal	3	8	65	2:14	FG
Palmer 32-yard pass from Guarantano	4	4	75	1:13	TD

Florida	Qtr	Plays	Yards	TOP	Result
Pierce 2-yard run	1	8	75	4:19	TD
Pitts 18-yard pass from Trask	1	5	69	2:31	TD
McPherson 26-yard field goal	2	13	54	5:53	FG
Pitts 4-yard pass from Trask	2	5	52	1:46	TD
Whittemore 4-yard pass from Trask	3	4	37	1:36	TD
Toney 57-yard pass from Trask	3	3	58	1:22	TD

Vanderbilt	Qtr	Plays	Yards	TOP	Result
Johnson 22-yard pass from Seals	3	9	75	3:59	TD

Auburn	Qtr	Plays	Yards	TOP	Result
Carlson 35-yard field goal	1	14	62	4:57	FG
Stove 11-yard pass from Nix	1	7	56	2:01	TD
Bigsby 2-yard run	2	7	75	2:25	TD
Carlson 38-yard field goal	3	11	54	4:38	FG
Carlson 22-yard field goal	4	7	70	2:34	FG

LSU	Qtr	Plays	Yards	TOP	Result
Finley 1-yard run	1	16	75	7:26	TD
York 27-yard field goal	1	10	66	4:35	FG
Marshall Jr. 7-yard pass from Finley	2	9	65	4:03	TD
Marshall Jr. 51-yard pass from Finley	2	5	75	1:39	TD
Davis-Price 4-yard run	3	8	77	4:13	TD
Emery Jr. 3-yard run	4	10	58	5:09	TD

Texas A&M	Qtr	Plays	Yards	TOP	Result
Smith 3-yard pass from Mond	1	12	52	5:57	TD
Wydermyer 15-yard pass from Mond	2	10	70	5:47	TD
Wydermyer 7-yard pass from Mond	2	6	73	2:51	TD
Mond 15-yard run	3	7	75	3:56	TD
Achane 52-yard pass from Mond	3	1	52	0:09	TD
Achane 3-yard run	4	15	80	8:02	TD
Wright 42-yard pass from King	4	8	75	4:53	TD

OLE MISS	Qtr	Plays	Yards	TOP	Result
Drummond 3-yard pass from Corral	1	14	57	4:32	TD
Corral 3-yard run	1	8	63	3:20	TD
Ealy 15-yard pass from Corral	2	11	75	4:40	TD
Logan 22-yard field goal	2	5	57	0:44	FG
Conner 2-yard run	3	12	75	4:26	TD
Ealy 12-yard run	3	4	75	1:48	TD
Moore 91-yard pass from Corral	4	2	94	0:45	TD
Ealy 5-yard run	4	8	80	3:08	TD
Moore 25-yard pass from Corral	4	4	24	1:40	TD

MISSOURI	Qtr	Plays	Yards	TOP	Result
Dove 20-yard pass from Beazelak	1	4	46	1:42	TD
Rountree 1-yard run	2	6	58	2:55	TD
Mevis 20-yard field goal	2	10	54	1:30	FG

GEORGIA	Qtr	Plays	Yards	TOP	Result
McKitty 6-yard pass from Daniels	1	7	65	2:50	TD
Cook 5-yard run	1	9	82	4:34	TD
White 22-yard run	1	5	78	2:22	TD
Cook 29-yard run	2	7	65	3:52	TD
White 3-yard run	3	3	13	1:21	TD
Podlesny 32-yard field goal	3	12	50	4:09	FG
Smith 31-yard pass from Daniels	4	2	31	1:04	TD



# 2020 EXPLOSIVE PLAYS/DRIVE CHART SUMMARY

## Running Plays (10+ Yards)

No.	Yds	Rusher	Opponent	Qtr	Play Result	Drive Result
1.	13	Fenwick	Tennessee	4	First Down	FG
2.	13	Harris	Tennessee	4	First Down	FG
3.	10	Harris	Tennessee	4	First Down	FG
4.	11	Harris	Florida	1	First Down	TD
5.	12	Fenwick	Florida	2	First Down	TD
6.	12	C. Hill	Florida	4	First Down	Downs
7.	19	Fenwick	Vanderbilt	2	First Down	Missed FG
8.	12	Harris	Vanderbilt	2	First Down	Half
9.	25	Harris	Vanderbilt	3	TD	TD
10.	10	Harris	Vanderbilt	3	First Down	TD
11.	10	C. Hill	Vanderbilt	3	TD	TD
12.	88	Harris	Vanderbilt	4	TD	TD
13.	47	Joyner	Vanderbilt	4	TD	TD
14.	21	Z. White	Vanderbilt	4	First Down	Fumble
15.	19	Harris	Auburn	3	First Down	TD
16.	19	Fenwick	Auburn	3	First Down	TD
17.	14	Joyner	Auburn	3	First Down	INT
18.	45	Harris	LSU	1	TD	TD
19.	19	Fenwick	LSU	2	First Down	INT
20.	21	Fenwick	LSU	2	First Down	Missed FG
21.	49	Harris	LSU	3	First Down	TD
22.	28	Harris	Texas A&M	2	First Down	Missed FG
23.	12	Harris	Ole Miss	1	First Down	TD
24.	14	Harris	Ole Miss	1	First Down	TD
25.	11	Harris	Ole Miss	2	First Down	TD
26.	46	Harris	Ole Miss	2	TD	TD
27.	33	Fenwick	Ole Miss	2	First Down	TD
28.	13	Harris	Ole Miss	3	First Down	TD
29.	15	Harris	Ole Miss	3	First Down	TD
30.	32	Harris	Ole Miss	3	First Down	TD
31.	44	Harris	Ole Miss	3	TD	TD
32.	22	Fenwick	Ole Miss	4	First Down	TD
33.	11	Fenwick	Ole Miss	4	First Down	TD
34.	12	Harris	Ole Miss	4	TD	TD
35.	19	Harris	Ole Miss	4	First Down	Punt
36.	14	Doty	Missouri	3	First Down	FG
37.	13	Harris	Missouri	3	First Down	FG
38.	10	Harris	Missouri	3	First Down	Punt
39.	12	Doty	Missouri	3	Second Down	Punt
40.	17	Doty	Missouri	4	First Down	TD
41.	13	Harris	Georgia	2	First Down	FG
42.	34	Amos	Georgia	4	First Down	TD

## Passing Plays (20+ Yards)

No.	Yds	Connection	Opponent	Qtr	Play Result	Drive Result
1.	20	C. Hill-S. Smith	Tennessee	1	First Down	TD
2.	20	C. Hill-S. Smith	Tennessee	1	First Down	TD
3.	42	C. Hill-Legette	Tennessee	3	First Down	TD
4.	29	C. Hill-S. Smith	Tennessee	3	TD	TD
5.	20	C. Hill-Fenwick	Tennessee	3	First Down	TD
6.	22	C. Hill-Legette	Florida	1	First Down	TD
7.	20	C. Hill-S. Smith	Florida	3	First Down	Fumble
8.	21	C. Hill-Legette	Vanderbilt	2	First Down	Missed FG
9.	32	C. Hill-Muse	Vanderbilt	2	First Down	TD
10.	29	C. Hill-Muse	Vanderbilt	3	First Down	TD
11.	20	C. Hill-S. Smith	Vanderbilt	3	First Down	TD
12.	20	C. Hill-Muse	Auburn	2	First Down	Punt
13.	32	C. Hill-S. Smith	Auburn	4	First Down	FG
14.	36	C. Hill-S. Smith	LSU	1	First Down	TD
15.	44	C. Hill-Mullins	LSU	2	First Down	Missed FG
16.	57	C. Hill-Mullins	LSU	3	First Down	Missed FG
17.	32	C. Hill-S. Smith	LSU	4	First Down	TD
18.	24	Hilinski-S. Smith	Texas A&M	4	First Down	FG
19.	36	C. Hill-S. Smith	Ole Miss	2	First Down	TD
20.	29	C. Hill-Bell	Ole Miss	3	First Down	TD
21.	27	C. Hill-Brooks	Ole Miss	4	First Down	Downs
22.	25	Doty-Muse	Missouri	4	First Down	TD
23.	35	Doty-Muse	Georgia	1	First Down	TD
24.	20	Doty-Muse	Georgia	3	First Down	INT
25.	24	Doty-Muse	Georgia	4	First Down	TD

## INT/Fumble Returns (20+ yards)

No.	Yds	Returner	Opponent	Qtr	Play	Drive Result
1.	34	Horn	Auburn	3	INT	TD
2.	56	Mukuamu	LSU	2	INT	FG

## Special Teams/Defensive Scores

No.	Yds	Player	Opponent	Qtr	Play
1.					

## Kick Returns (30+ yards)

No.	Yds	Returner	Opponent	Qtr	Drive Result
1.	31	S. Smith	Vanderbilt	1	Punt

## Punt Returns (20+ yards)

No.	Yds	Returner	Opponent	Qtr	Drive Result
1.					

## 2020 Drive Chart Summary

### South Carolina

Opp.	Drives	TD	FG	MissFG	Punt	Downs	Fum	INT	Half	3-Out
TENN	13	3	2	0	6	0	0	1	1	4
FLA	11	3	1	0	4	1	1	0	1	3
VANDY	13	5	2	1	2	0	1	0	2	2
AUB	11	4	1	0	5	0	0	1	0	2
LSU	10	3	1	3	1	1	0	1	0	1
A&M	11	0	1	1	5	0	0	2	2	4
MISS	11	6	0	0	2	2	0	1	0	3
MIZ	11	1	1	0	7	1	0	1	0	3
UGA	10	2	1	1	4	0	0	1	1	3
UK										
<b>TOT</b>	<b>101</b>	<b>27</b>	<b>10</b>	<b>6</b>	<b>36</b>	<b>5</b>	<b>2</b>	<b>8</b>	<b>7</b>	<b>25</b>

### Opponents

Opp.	Drives	TD	FG	MissFG	Punt	Downs	Fum	INT	Half	3-Out
TENN	13	3	1	1	6	1	0	0	1	4
FLA	11	5	1	0	2	0	1	1	1	3
VANDY	12	1	0	1	6	2	1	1	0	6
AUB	12	2	3	0	2	1	0	3	1	2
LSU	9	5	1	0	0	0	0	1	2	0
A&M	10	7	0	0	2	1	0	0	0	1
MISS	12	8	1	0	1	0	1	0	1	1
MIZ	12	2	1	0	7	0	0	1	1	3
UGA	10	6	1	0	1	0	0	1	1	1
UK										
<b>TOT</b>	<b>101</b>	<b>39</b>	<b>9</b>	<b>2</b>	<b>27</b>	<b>5</b>	<b>3</b>	<b>8</b>	<b>8</b>	<b>21</b>



### Carolina Team Game Highs

Rushes	43	vs Auburn (Oct 17, 2020) vs Georgia (Nov 28, 2020)
Yards Rushing	318	at Ole Miss (Nov 14, 2020)
Yards Per Rush	8.2	at Ole Miss (Nov 14, 2020)
TD Rushes	5	at Vanderbilt (Oct 10, 2020) at Ole Miss (Nov 14, 2020)
Pass attempts	47	at Florida (Oct. 3, 2020)
Pass completions	28	at Florida (Oct. 3, 2020)
Yards Passing	290	vs Tennessee (Sep 26, 2020)
Yards Per Pass	10.6	at LSU (Oct 24, 2020)
TD Passes	2	at Florida (Oct. 3, 2020)
Total Plays	83	at Florida (Oct. 3, 2020)
Total Offense	548	at Ole Miss (Nov 14, 2020)
Yards Per Play	8.1	at Ole Miss (Nov 14, 2020)
Points	42	at Ole Miss (Nov 14, 2020)
Sacks By	3	at Vanderbilt (Oct 10, 2020) vs Auburn (Oct 17, 2020)
First Downs	27	at Ole Miss (Nov 14, 2020)
Penalties	11	vs Missouri (Nov 21, 2020)
Penalty Yards	85	vs Missouri (Nov 21, 2020)
Turnovers	2	vs Tennessee (Sep 26, 2020) vs Texas A&M (Nov 07, 2020)
Interceptions By	3	vs Auburn (Oct 17, 2020)
Punts	7	vs Missouri (Nov 21, 2020)
Punting Avg	50.0	at LSU (Oct 24, 2020)
Long Punt	53	vs Auburn (Oct 17, 2020)
Punts inside 20	3	vs Auburn (Oct 17, 2020)
Long Punt Return	16	at Vanderbilt (Oct 10, 2020)

### Carolina Individual Game Highs

Rushes	25	Kevin Harris vs Auburn (Oct 17, 2020) Kevin Harris at Ole Miss (Nov 14, 2020)
Yards Rushing	243	Kevin Harris at Ole Miss (Nov 14, 2020)
TD Rushes	5	Kevin Harris at Ole Miss (Nov 14, 2020)
Long Rush	88	Kevin Harris at Vanderbilt (Oct 10, 2020)
Pass attempts	47	Collin Hill at Florida (Oct. 3, 2020)
Pass completions	28	Collin Hill at Florida (Oct. 3, 2020)
Yards Passing	290	Collin Hill vs Tennessee (Sep 26, 2020)
TD Passes	2	Collin Hill at Florida (Oct. 3, 2020)
Long Pass	57	Collin Hill at LSU (Oct 24, 2020)
Receptions	12	Shi Smith at Florida (Oct. 3, 2020)
Yards Receiving	140	Shi Smith vs Tennessee (Sep 26, 2020)
TD Receptions	1	7 players tied
Long Reception	57	Keveon Mullins at LSU (Oct 24, 2020)
Field Goals	2	Parker White vs Tennessee (Sep 26, 2020) Parker White at Vanderbilt (Oct 10, 2020)
Long Field Goal	48	Parker White vs Texas A&M (Nov 07, 2020)
Punts	7	Kai Kroeger vs Missouri (Nov 21, 2020)
Punting Avg	50.0	Kai Kroeger at LSU (Oct 24, 2020)
Long Punt	53	Kai Kroeger vs Auburn (Oct 17, 2020)
Punts inside 20	3	Kai Kroeger vs Auburn (Oct 17, 2020)
Long Punt Return	16	Jammie Robinson at Vanderbilt (Oct 10, 2020)
Long Kickoff Return	31	Shi Smith at Vanderbilt (Oct 10, 2020)
Tackles	19	Ernest Jones at LSU (Oct 24, 2020)
Sacks	2.0	Kingsley Enagbare vs Tennessee (Sep 26, 2020) Keir Thomas vs Auburn (Oct 17, 2020)
Tackles For Loss	3.0	Ernest Jones at Vanderbilt (Oct 10, 2020)
Interceptions	2	Jaycee Horn vs Auburn (Oct 17, 2020)

### Opponent Team Game Highs

Rushes	54	at LSU (Oct 24, 2020)
Yards Rushing	332	vs Georgia (Nov 28, 2020)
Yards Per Rush	7.2	vs Georgia (Nov 28, 2020)
TD Rushes	4	at Ole Miss (Nov 14, 2020) vs Georgia (Nov 28, 2020)
Pass attempts	47	vs Auburn (Oct 17, 2020)
Pass completions	28	at Ole Miss (Nov 14, 2020)
Yards Passing	513	at Ole Miss (Nov 14, 2020)
Yards Per Pass	16.0	at Ole Miss (Nov 14, 2020)
TD Passes	5	vs Texas A&M (Nov 07, 2020)
Total Plays	83	vs Auburn (Oct 17, 2020)
Total Offense	708	at Ole Miss (Nov 14, 2020)
Yards Per Play	8.9	at Ole Miss (Nov 14, 2020)
Points	59	at Ole Miss (Nov 14, 2020)
Sacks By	5	at LSU (Oct 24, 2020)
First Downs	31	at Ole Miss (Nov 14, 2020)
Penalties	10	at LSU (Oct 24, 2020)
Penalty Yards	89	vs Auburn (Oct 17, 2020)
Turnovers	3	vs Auburn (Oct 17, 2020)
Interceptions By	2	vs Texas A&M (Nov 07, 2020)
Punts	7	vs Missouri (Nov 21, 2020)
Punting Avg	50.0	vs Georgia (Nov 28, 2020)
Long Punt	56	at Vanderbilt (Oct 10, 2020)
Punts inside 20	5	vs Tennessee (Sep 26, 2020) vs Missouri (Nov 21, 2020)
Long Punt Return	52	vs Georgia (Nov 28, 2020)

### Opponent Individual Game Highs

Rushes	22	Tyrion Davis-Price, at LSU (Oct 24, 2020)
Yards Rushing	135	Tyrion Davis-Price, at LSU (Oct 24, 2020)
TD Rushes	2	Jerrion Ealy, at Ole Miss (Nov 14, 2020) Zamir White, vs Georgia (Nov 28, 2020) James Cook, vs Georgia (Nov 28, 2020)
Long Rush	52	Isaiah Spiller, vs Texas A&M (Nov 07, 2020)
Pass attempts	47	Bo Nix, vs Auburn (Oct 17, 2020)
Pass completions	28	Matt Corral, at Ole Miss (Nov 14, 2020)
Yards Passing	513	Matt Corral, at Ole Miss (Nov 14, 2020)
TD Passes	4	Kyle Trask, vs Florida (Oct 03, 2020) Kellen Mond, vs Texas A&M (Nov 07, 2020) Matt Corral, at Ole Miss (Nov 14, 2020)
Long Pass	91	Matt Corral, at Ole Miss (Nov 14, 2020)
Receptions	13	Elijah Moore, at Ole Miss (Nov 14, 2020)
Yards Receiving	225	Elijah Moore, at Ole Miss (Nov 14, 2020)
TD Receptions	2	Kyle Pitts, vs Florida (Oct 03, 2020) Terrace Marshall, at LSU (Oct 24, 2020) Jalen Wydermyer, vs Texas A&M (Nov 07, 2020) Elijah Moore, at Ole Miss (Nov 14, 2020)
Long Reception	91	Elijah Moore, at Ole Miss (Nov 14, 2020)
Field Goals	3	Anders Carlson, vs Auburn (Oct 17, 2020)
Long Field Goal	38	Anders Carlson, vs Auburn (Oct 17, 2020)
Punts	7	Grant McKinniss, vs Missouri (Nov 21, 2020)
Punting Avg	50.0	Jake Camarda, vs Georgia (Nov 28, 2020)
Long Punt	56	Harrison Smith, at Vanderbilt (Oct 10, 2020)
Punts inside 20	5	Paxton Brooks, vs Tennessee (Sep 26, 2020) Grant McKinniss, vs Missouri (Nov 21, 2020)
Long Punt Return	52	Kearis Jackson, vs Georgia (Nov 28, 2020)
Long Kickoff Return	93	Trey Palmer, at LSU (Oct 24, 2020)
Tackles	14	Nick Bolton, vs Missouri (Nov 21, 2020)
Sacks	3.0	BJ Ojulari, at LSU (Oct 24, 2020)
Tackles For Loss	3.0	BJ Ojulari, at LSU (Oct 24, 2020)
Interceptions	1	8 players with 1





# The Last Time South Carolina...

**SHUT OUT AN OPPONENT:**  
34-0, vs NC State (8/28/08)

**WAS SHUT OUT:**  
28-0, vs. Virginia (12/29/18)

**SCORED ON A SAFETY:**  
vs UCF (9/26/15)

**ALLOWED A SAFETY:**  
at Mississippi State (10/15/11)

**FORCED 4+ TURNOVERS:**  
4, at Georgia (10/12/19)

**FORCED 5+ TURNOVERS:**  
5, vs. Michigan (1/1/18)

**FORCED 6+ TURNOVERS:**  
6, vs. Clemson (11/30/13)

**RETURNED A KICKOFF FOR A TD:**  
Deebo Samuel, 90 yards at Ole Miss (11/3/18)

**ALLOWED KICK RET. FOR A TD:**  
Trey Palmer, 93 yards vs. LSU (10/24/20)

**ALLOWED 2 KICK RET. FOR TDs:**  
Darius Sims at Vanderbilt, 91 and 100 yards (9/20/14)

**RETURNED A PUNT FOR A TD:**  
Ace Sanders, 63 yards vs. Michigan (1/1/13)

**ALLOWED A PUNT RET. FOR A TD:**  
Daniel Bituli, Tennessee, 29 yards (10/26/19)

**RETURNED AN INT FOR A TD:**  
Israel Mukuamu, Georgia, 53 yards (10/12/19)

**ALLOWED AN INT FOR A TD:**  
Eli Ricks, LSU, 45 yards (10/24/20)

**RETURNED A FUMBLE FOR A TD:**  
Deebo Samuel, 0 yards, Akron (12/1/18)

**ALLOWED FUMBLE RET. FOR A TD:**  
Cale Garrett, Missouri, 0 yards (9/21/19)

**HAD A DEFENSIVE PLAYER SCORE TWO TOUCHDOWNS IN A GAME:**  
Melvin Ingram at Georgia, 68-yard fake punt & 5-yard fumble recovery (9/10/11)

**SCORED THREE DEFENSIVE TOUCHDOWNS IN A GAME:**  
vs. Arkansas (10/7/17)

**HAD A PLAYER RUSH, PASS AND RECEIVE A TD IN A GAME:**  
Pharoh Cooper, vs. Tennessee (11/1/14)

**RAN A FAKE PUNT FOR A TD:**  
Melvin Ingram, 68 yards at Georgia (9/10/11)

**HAD A PLAYER PASS FOR 300+ YDS:**  
325, Ryan Hilinski, vs. Appalachian State (11/9/19)

**HAD A PLAYER PASS FOR 350+ YDS:**  
510, Jake Bentley, at Clemson (11/24/18)

**HAD A PLAYER PASS FOR 400+ YDS:**  
510, Jake Bentley, at Clemson (11/24/18)

**HAD A PLAYER PASS FOR 450+ YDS:**  
510, Jake Bentley, at Clemson (11/24/18)

**HAD A PLAYER PASS FOR 500+ YDS:**  
510, Jake Bentley, at Clemson (11/24/18)

**HAD A PLAYER COMP. 30+ PASSES:**  
32, Ryan Hilinski, vs. Appalachian State (11/9/19)

**HAD A PLAYER ATT. 40+ PASSES:**  
57, Ryan Hilinski, vs. Appalachian State (11/9/19)

**HAD A PLAYER ATT. 50+ PASSES:**  
57, Ryan Hilinski, vs. Appalachian State (11/9/19)

**HAD A PLAYER RUSH FOR 150+ YDS:**  
243, Kevin Harris vs. Ole Miss (11/14/20)

**HAD A PLAYER RUSH FOR 200+ YDS:**  
243, Kevin Harris vs. Ole Miss (11/14/20)

**HAD A PLAYER RUSH FOR 250+ YDS:**  
278, Brandon Bennett, vs. East Tennessee State (10/5/91)

**HAD TWO PLAYERS RUSH FOR 100+ YARDS:**  
Tavien Feaster (107) and Rico Dowdle (102) vs. Kentucky (9/28/19)

**HAD A PLAYER WITH 150+ YARDS RECEIVING:**  
156, Shi Smith, at Tennessee (10/26/19)

**HAD A PLAYER WITH 200+ YARDS RECEIVING:**  
210, Deebo Samuel, at Clemson (11/24/18)

**HAD TWO PLAYERS WITH 100 YARDS RECEIVING:**  
Deebo Samuel (210) and Shi Smith (109) at Clemson (11/24/18)

**HAD TWO PLAYERS WITH 10+ RECEPTIONS:**  
Bruce Ellington (10) and Mike Davis (10), at Missouri (10/26/13)

**HAD A PLAYER WITH 500+ YARDS TOTAL OFFENSE:**  
512, Steve Taneyhill vs. Mississippi State (10/14/95)

**HAD A PLAYER RUSH AND PASS FOR 100 YARDS EACH:**  
Lorenzo Nuñez, vs. UCF, 123 rush, 184 pass (09/26/15)

**HAD A PLAYER SCORE 4+ TDs:**  
5, Kevin Harris, at Ole Miss (11/14/20)

**HAD A PLAYER PASS FOR 4 TDs:**  
5, Jake Bentley, at Clemson (11/24/18)

**HAD A PLAYER PASS FOR 5 TDs:**  
5, Jake Bentley, at Clemson (11/24/18)

**HAD A PLAYER RUSH FOR 3 TDs:**  
5, Kevin Harris, at Ole Miss (11/14/20)

**HAD A PLAYER CATCH 3+ TDs:**  
3, Deebo Samuel at Clemson (11/24/18)

**HAD A PLAYER CATCH 4+ TDs:**  
5, Sidney Rice vs. Fla. Atlantic (9/23/06)

**HAD A PLAYER CATCH 5+ TDs:**  
5, Sidney Rice vs. Fla. Atlantic (9/23/06)

**HAD A PLAYER ACCOUNT FOR 4+ TDs:**  
5, 243, Kevin Harris, at Ole Miss (11/14/20)

**HAD A PLAYER KICK 4 FGs:**  
4, Elliott Fry vs. Vanderbilt (10/17/15)

**HAD A PLAYER KICK 5+ FGs:**  
5, Spencer Lanning at Georgia (9/12/09)

**HAD A PLAYER WITH 2 INTs:**  
2, Jaycee Horn vs. Auburn (10/17/20)

**HAD A PLAYER WITH 3 INTs:**  
3, Israel Mukuamu at Georgia (10/12/19)

**BLOCKED A FIELD GOAL ATT.:**  
DJ Wonnum at Georgia (10/12/19)

**RETURNED A BLOCKED FIELD GOAL ATTEMPT FOR A TD:**  
Captain Munnerlyn at Kentucky, 81 yards, (10/11/08)

**BLOCKED A PAT:**  
Kingsley Enagbare vs. Chattanooga (11/17/18)

**RETURNED AN EXTRA POINT FOR A DEFENSIVE PAT:**  
Victor Hampton at Florida (10/20/12)

**BLOCKED A PUNT:**  
Carlton Heard at Florida (11/15/14)

**RETURNED A BLOCKED PUNT FOR A TD:**  
Derek Watson vs Florida, 2 yds, (11/11/00)

**BLOCKED A PUNT AND FIELD GOAL IN THE SAME GAME:**  
at Florida (11/15/14)

**HAD A PUNT BLOCKED:**  
at Tennessee (10/26/19)

**HAD A FIELD GOAL BLOCKED:**  
vs. Michigan (1/1/13)

**HAD A PAT BLOCKED:**  
vs. Georgia (11/28/20)

**ALLOWED PAT TO BE RETURNED FOR 2 POINTS:**  
Denzil Ware, vs. Kentucky (9/12/15)

**MISSED A PAT:**  
vs. Kentucky (9/16/17)

**FAILED A PAT ATTEMPT:**  
vs. Tennessee (10/14/17)

**MADE A 2-PT CONVERSION:**  
Jake Bentley rush, Tennessee (10/27/18)

**MADE A PAIR OF 2-PT CONVERSIONS:**  
vs. Texas A&M (10/13/18)

**ATTEMPTED A 2-PT CONVERSION:**  
vs Auburn (10/17/20)

**RECOVERED OWN ONSIDE KICK:**  
at Auburn (10/25/14)

**HAD LESS THAN 50 YDS RUSHING:**  
45, at Texas A&M (11/16/19)

**HAD 300+ YARDS RUSHING:**  
318, at Ole Miss (11/14/20)

**HAD 600+ TOTAL NET YARDS:**  
775, vs Charleston Southern (9/7/19)

**HAD A 50+ YARD RUN:**  
88, Kevin Harris vs. Vanderbilt (10/10/20)

**HAD A 50+ YARD RECEPTION:**  
57, Collin Hill to Keveon Mullins, at LSU (10/24/20)

# The Last an Opponent Had...

## TEAM...

**LESS THAN 50 YARDS RUSHING:**  
26, vs UCF (9/26/15)

**300+ YARDS RUSHING:**  
332, vs. Georgia (11/28/20)

**LESS THAN 100 YARDS PASSING:**  
76, vs. Vanderbilt (11/2/19)

**400+ YARDS PASSING:**  
513, at Ole Miss (11/14/20)

**LESS THAN 200 TOTAL NET YARDS:**  
189, vs. Vanderbilt (11/2/19)

**500+ TOTAL NET YARDS:**  
708, at Ole Miss (11/14/20)

**600+ TOTAL NET YARDS:**  
708, at Ole Miss (11/14/20)

## INDIVIDUAL...

**350+ YARDS PASSING:**  
513, Matt Corral, Ole Miss (11/14/20)

**400+ YARDS PASSING:**  
513, Matt Corral, Ole Miss (11/14/20)

**150+ YARDS RUSHING:**  
159, Jordan Scarlett, Florida (11/10/18)

**200+ YARDS RUSHING:**  
246, Mark Ingram, at Alabama (10/17/09)

**250+ YARDS RUSHING:**  
321, Darren McFadden, Ark. (11/3/07)

**300+ YARDS RUSHING:**  
321, Darren McFadden, Ark. (11/3/07)

**200+ YARDS RECEIVING:**  
225, Elijah Moore, Ole Miss (11/14/20)

**50+ YARD RUN:**  
52, Isaiah Spiller, Texas A&M (11/7/20)

**50+ YARD RECEPTION:**  
91, Matt Corral to Elijah Moore, Ole Miss (11/14/20)

**MADE 4+ FIELD GOALS:**  
4, Seth Small, Texas A&M (11/16/19)

**RUSHED FOR 4+ TOUCHDOWNS:**  
4, Chad Jasmin, Clemson (11/21/03)

**PASSED FOR 4+ TOUCHDOWNS:**  
4, Matt Corral, Ole Miss (11/14/20)

## TWO PLAYERS WITH...

**100+ YARDS RUSHING:**  
at Texas A&M, Cordarrian Richardson (130) and Isaiah Spiller (129), (11/16/19)

**100+ YARDS RECEIVING:**  
Ole Miss, Elijah Moore (225) & Braylon Sanders (141), (11/14/20)



**GM 1** #16/21 Tennessee 31  
South Carolina 27



September 26, 2020  
Williams-Brice Stadium  
Columbia, S.C.  
15,009



**COLUMBIA, S.C. (AP)** — Tennessee quarterback Jarrett Guarantano expected a difficult time at South Carolina. He also expected the 16th-ranked Vols to come out on top, no matter how hard things got.

The Vols squandered a two-touchdown lead in the second half and held on to defeat the Gamecocks 31-27 for their seventh straight victory.

The game wasn't decided until a Tennessee punt touched South Carolina's Cam Smith and the Vols' Jimmy Holiday recovered with 1:24 to go.

"When you go on the road in the SEC, nothing comes easy," Guarantano said. "You saw some of that today."

There was also plenty of Guarantano to see, as well. The fifth-year passer threw the tie-breaking touchdown to Josh Palmer with 9:35 left in the game, then stayed poised enough down the stretch to keep South Carolina at bay.

Tennessee looked to have the Southeastern Conference and season opener in hand when they went ahead 21-7 on Eric Gray's 12-yard scoring run on their opening drive of the third quarter.

But South Carolina rallied behind first-time starter quarterback Collin Hill with two touchdowns and a field goal to tie it at 24-all in the fourth quarter.

That's when Guarantano struck with back-to-back big plays for the deciding score.

Guarantano was heavily pressured when he got the ball to an all-alone Brandon Johnson for 33 yards inside South Carolina territory. The next play, Guarantano threw a picture perfect pass to Palmer for a 32-yard touchdown.

Palmer was grateful Guarantano trusted him with the play. "But it was just a traditional go route, beat the defender and caught it over the shoulder," he said.

South Carolina looked like it had a final chance when it forced a Tennessee punt with 90 seconds left. But the punt touched Cam Smith after it hit the ground, Holiday recovered and the Vols ran out the clock for the win.

Guarantano finished 19 of 31 for 259 yards. He also rushed for Tennessee's first touchdown.

South Carolina, with a new offensive coordinator in ex-Colorado State coach Mike Bobo and new quarterback in grad transfer Hill, showed some spark as it took the opening drive 75 yards for a touchdown on Kevin Harris' 3-yard run.

Linebacker Henry To'o To'o had a 32-yard interception return for a touchdown, catching the ball after it bounced off receiver Shi Smith's hands and tip-toeing down the sideline for the score.

Hill finished 25 of 39 passing for 290 yards and a touchdown. Smith had 10 catches for 140 yards for the Gamecocks.

Hill blamed himself for the interception, throwing the ball behind Smith where To'o To'o could make the defensive play.

"The play that sticks out to me is the pick six," Hill said. "You just can't turn the ball over."

**GAME CHANGER**

South Carolina was looking to get the ball back with a chance to win the game with a successful two-minute drill, but a fumble on a punt return gave the Volunteers the ball and clinched a 31-27 victory over the Gamecocks in both team's season opener.

**KEY STAT**

140 – Shi Smith had his second consecutive 100-yard game in a contest against Tennessee as he caught 10 passes for 140 yards and a touchdown in the 31-27 loss. Smith had 156 yards receiving against Tennessee last year, which is a career high.

Tennessee	7	7	10	7	31
South Carolina	7	0	14	6	27

**SCORING SUMMARY**

1st	9:59	SC	Harris 3-yard run (P. White kick) (11-75-5:01)	7-0
1st	3:07	UT	Guarantano 1-yard run (Cimaglia kick) (7-90-2:34)	7-7
2nd	13:22	UT	To'o To'o 32-yard interception return (Cimaglia kick)	7-14
3rd	12:28	UT	Gray 12-yard run (Cimaglia kick) (8-74-2:32)	7-21
3rd	10:27	SC	S. Smith 29-yard pass from C. Hill (P. White kick) (4-75-2:01)	14-21
3rd	4:32	SC	C. Hill 1-yard run (P. White kick) (10-71-3:22)	21-21
3rd	2:18	UT	Cimaglia 27-yard field goal (8-65-2:14)	21-24
4th	10:48	SC	P. White 35-yard field goal (9-69-3:55)	24-24
4th	9:35	UT	Palmer 32-yard pass from Guarantano (Cimaglia kick) (4-75-1:13)	24-31
4th	3:16	SC	P. White 45-yard field goal (9-57-3:55)	27-31

**TEAM STATISTICS**

	UT	SC
First Downs	21	22
Rushing	6	5
Passing	13	15
Penalty	2	2
Net Yards Rushing	133	89
Rushing Attempts	33	35
Net Yards Passing	261	290
Cmp.-Att.-Int.	20-32-0	25-39-1
Total Offense Yards	394	379
Total Offense Plays	65	74
Fumbles: No.-Lost	1-0	2-1
Penalties: No.-Yards	6-50	4-40
Punts-Yards	6-243	6-211
Avg. Yards Per Punt	40.5	35.2
Punt Returns: No.-Yards	1-20	1-(-1)
Kickoff Returns: No.-Yards	2-66	0-0
Interceptions: No.-Yards	1-32	0-0
Possession Time	25:10	34:50
Third Down Conversions	1-11	6-15
Fourth Down Conversions	0-1	0-0
Red Zone Scores-Chances	3-4	3-3
Sacks By: No.-Yards	4-21	2-13
PAT Kicks	4-4	3-3
Field Goals	1-2	2-2

**INDIVIDUAL STATISTICS**

**RUSHING: UT:** Chandler 13-86; Gray 12-40; Guarantano 5-12; Team 3-(-5). **SC:** Harris 13-55; Fenwick 6-31; Z. White 7-19; S. Smith 2-(-4); C. Hill 7-(-12).

**PASSING: UT:** Guarantano 19-31-0-259; Brooks 1-1-0-2. **SC:** C. Hill 25-39-1-290.

**RECEIVING: UT:** Palmer 6-85; Jones 5-29; Johnson 3-73; Keyton 2-20; Gray 1-31; Fant 1-11; Chandler 1-10; Albright 1-2. **SC:** S. Smith 10-140; Legette 4-61; Muse 4-50; Fenwick 4-45; Harris 1-9; Z. White 1-(-4); C. Hill 1-(-11).

**PUNT RETURNS: UT:** Gray 1-20. **SC:** C. Smith 1-(-1).

**KICKOFF RETURNS: UT:** Jones 2-66. **SC:** None.

**INTERCEPTION RETURNS: UT:** To'o To'o 1-32. **SC:** None.

GM  
2#3/3 Florida 38  
South Carolina 24October 3, 2020  
Ben Hill Griffin Stadium  
Gainesville, Fla.  
15,120

**GAINESVILLE, FLA. (AP)** — Kyle Trask and Kyle Pitts hooked up for two more touchdowns, continuing their hot start and leading No. 3 Florida to a 38-24 victory over South Carolina on Saturday.

Trask completed 21 of 29 passes for 268 yards, with four touchdowns and an interception. His second-quarter fumble kept the Gamecocks (0-2) in the game early.

Pitts finished with four receptions for 57 yards, commanding extra attention and beating South Carolina's top defenders. He nearly made a one-handed catch in the third quarter, but the ball slipped off his left fingertips.

The K2K connection now has six touchdowns in two games, one more than it notched in 2019. The next performance comes at Kyle Field, where Texas A&M will try to become the first Southeastern Conference opponent to slow down Trask and Pitts in 2020.

Some thought former Florida coach Will Muschamp and his Gamecocks would find a way. But the Gators (2-0) had their way with South Carolina for three quarters in front of 15,120 socially distant fans in the Swamp. They finished with 347 yards and punted twice.

Kadarius Toney put an exclamation point on the victory with a 57-yard touchdown catch late in the third. He somehow broke through three defenders, turning a 7-yard catch into Florida's biggest gain.

He ended with six receptions for 86 yards and a touchdown to go along with 42 yards on two punt returns.

Kevin Harris was one of the few bright spots for South Carolina, which flubbed a chance to make it a one-score game in the final minute. The sophomore ran 22 times for 100 yards and a score.

Collin Hill completed 28 of 47 passes for 212 yards and two touchdowns. He was sacked four times. He threw behind Shi Smith in the end zone on Carolina's final play, which ended an 18-play, 7-plus minute drive without any points.

**GAME CHANGER**

Kyle Trask connected with Kedarius Toney for a 57-yard touchdown reception that gave Florida a 38-14 lead with 4:44 left in the third quarter. The Gamecocks scored the final 10 points and had an 18-play drive on their final possession but did not score to fall by a pair of touchdowns.

**KEY STAT**

100 – Kevin Harris had 100 yards on the ground on 22 carries for the Gamecocks, his second 100-yard rushing performance in his career. He had a touchdown on the ground and in the air as his nine-yard touchdown pass from Collin Hill in the fourth quarter made it 38-24.

South Carolina	7	7	3	7	24
Florida	14	10	14	0	38

**SCORING SUMMARY**

1st	8:04	SC	Harris 2-yard run (P. White kick) (12-75-6:56)	7-0
1st	3:45	UF	Pierce 2-yard run (kick) (McPherson kick) (8-75-4:19)	7-7
1st	0:06	UF	Pitts 18-yard pass from Trask (McPherson kick) (5-69-2:31)	7-14
2nd	9:31	SC	S. Smith 3-yard pass from C. Hill (P. White kick) (9-48-4:31)	14-14
2nd	3:30	UF	McPherson 26-yard field goal (13-54-5:53)	14-17
2nd	1:22	UF	Pitts 4-yard pass from Trask (McPherson kick) (5-52-1:46)	14-24
3rd	7:47	UF	Whittemore 4-yard pass from Trask (McPherson kick) (4-37-1:36)	14-31
3rd	4:44	UF	Toney 57-yard pass from Trask (McPherson kick) (3-58-1:22)	14-38
3rd	0:28	SC	P. White 45-yard field goal (11-47-4:16)	17-38
4th	10:21	SC	Harris 9-yard pass from C. Hill (P. White kick) (11-39-3:49)	24-38

**TEAM STATISTICS**

	SC	UF
First Downs	25	18
Rushing	12	5
Passing	12	11
Penalty	1	2
Net Yards Rushing	117	80
Rushing Attempts	36	24
Net Yards Passing	212	268
Cmp.-Att.-Int.	28-47-0	21-29-1
Total Offense Yards	329	348
Total Offense Plays	83	53
Fumbles: No.-Lost	2-1	1-1
Penalties: No.-Yards	6-55	4-44
Punts-Yards	4-167	2=99
Avg. Yards Per Punt	41.8	49.5
Punt Returns: No.-Yards	0-0	2-42
Kickoff Returns: No.-Yards	1-0	2-21
Interceptions: No.-Yards	1-0	0-0
Possession Time	36:23	23:37
Third Down Conversions	6-17	4-9
Fourth Down Conversions	5-6	0-0
Red Zone Scores-Chances	3-4	5-5
Sacks By: No.-Yards	2-7	4-32
PAT Kicks	3-3	5-5
Field Goals	1-1	1-1

**INDIVIDUAL STATISTICS**

**RUSHING: SC:** Harris 22-100; Fenwick 6-32; C. Hill 8-(-15). **UF:** Pierce 9-51; Trask 6-22; Davis 4-9; Wright 1-3; Team 2-(-1); Toney 2-(-4).

**PASSING: SC:** C. Hill 28-47-0-212. **UF:** Trask 21-29-1-268.

**RECEIVING: SC:** S. Smith 12-85; Fenwick 5-24; Harris 4-27; Muse 2-21; Powers 2-19; Legette 1-22; Mullins 1-9; Vann 1-5. **UF:** Toney 6-86; Pitts 4-57; Whittemore 2-30; Grimes 2-26; Shorter 2-16; Davis 2-13; Henderson 1-23; Copeland 1-12; Wright 1-5.

**PUNT RETURNS: SC:** None. **UF:** Toney 2-42.

**KICKOFF RETURNS: SC:** S.Smith 1-0. **UF:** Zipperer 2-21.

**INTERCEPTION RETURNS: SC:** Mukuamu 1-0. **UF:** None.



**GM 3** **South Carolina 41**  
**Vanderbilt 7**



**October 10, 2020**  
**Vanderbilt Stadium**  
**Nashville, Tenn.**  
**1,288**



**NASHVILLE, TENN. (AP)** — The South Carolina Gamecocks ran the ball so well on a rainy, sloppy day that quarterback Collin Hill would not have minded if he never threw the ball.

Hill ran for two touchdowns and Kevin Harris ran for two TDs and a career-high 171 yards as the South Carolina Gamecocks beat Vanderbilt 41-7 Saturday for their first victory of the season.

"I just like winning," Hill said.

The Gamecocks (1-2, 1-2 SEC) won their 12th straight in this series by dominating Vanderbilt 486-249 in total offense and three sacks on a rainy day. South Carolina had more yards rushing (290) than the Commodores had total yards.

Harris, the sophomore running back limited last season by an injured groin, had himself a day. He ran for a 25-yard TD early in the third, and he added a career-long 88-yarder early in the fourth. South Carolina coach Will Muschamp said Harris gets better as the game goes on.

"You get tired of hitting him, and there's nothing really soft on his body," Muschamp said. "He's got a short stature but he's a very muscular guy. He runs with high knees, he gets behind his pads and when you take him on there's nothing there that's soft to hit. He's a guy that wears on people as the game continues to go."

Vanderbilt (0-3, 0-3) remains winless after having 56 scholarship players available for this game, just three above the limit set by the Southeastern Conference for a team to play a game. The Commodores already had six players opt out of this season.

Vanderbilt coach Derek Mason said he learned Thursday that his numbers would be limited by injuries and contact tracing during a pandemic.

"These are challenging times, and I think in challenging times what you've got to do is just take it one day at a time ..." Mason said.

Parker White kicked a pair of field goals, including a 43-yarder that gave the Gamecocks the lead for good in the first quarter.

Vanderbilt had its chances early to either tie or take a lead. Pierson Cooke missed a 29-yard field goal wide right for Vanderbilt and is now 1 of 4 this season.

In the second quarter, the Commodores went for it on fourth-and-2 at the South Carolina 3. Freshman Ken Seals rolled right and wound up being tackled, missing the chance to throw to a receiver in the end zone when open or run himself.

"We had a chip on our shoulder because we were 0-2," Gamecocks linebacker Ernest Jones said.

Hill hit Nick Muse with a 32-yard pass, starting a 12-play, 96-yard drive that the South Carolina quarterback capped himself for a 14-point swing. Hill went over the top for a 1-yard touchdown and a 10-0 lead with 2:09 left in the first half.

South Carolina scored the final 24 points. Hill ran for a 10-yard TD in the third, and Harris broke loose for his 88-yarder and Dakereon Joyner had a 47-yard TD, both in the fourth.

**GAME CHANGER**

Carolina scored the final 24 points of the game, starting with a 10-yard Collin Hill touchdown run with 4:22 left in the third quarter. Kevin Harris sealed the win with an 88-yard touchdown run with 13:07 left in the fourth, the longest run by a Carolina back since 2006.

**KEY STAT**

171 – Harris has back-to-back 100-yard rushing performances after his 171 yards on 21 carries on the ground in the Vandy win. It was part of 289 rushing yards for the Gamecocks in the victory.

<b>South Carolina</b>	<b>3</b>	<b>7</b>	<b>17</b>	<b>14</b>	<b>41</b>
<b>Vanderbilt</b>	<b>0</b>	<b>0</b>	<b>7</b>	<b>0</b>	<b>7</b>

**SCORING SUMMARY**

1st	5:19	SC	P. White 43-yard field goal (13-42-6:58)	3-0
2nd	2:09	SC	C. Hill 1-yard run (P. White kick) (12-96-6:08)	10-0
3rd	13:00	SC	Harris 25-yard run (P. White kick) (2-34-0:29)	17-0
3rd	9:01	VU	Johnson 22-yard pass from Seals (Cooke kick) (9-75-3:59)	17-7
3rd	4:22	SC	C. Hill 10-yard run (P. White kick) (9-75-4:39)	24-7
3rd	0:21	SC	P. White 40-yard field goal (7-26-2:52)	27-7
4th	13:07	SC	Harris 88-yard run (P. White kick) (1-88-0:12)	34-7
4th	10:21	SC	Joyner 47-yard run (P. White kick) (1-47-0:13)	41-7

**TEAM STATISTICS**

	<b>SC</b>	<b>VU</b>
First Downs	18	15
Rushing	8	7
Passing	9	8
Penalty	1	0
Net Yards Rushing	289	76
Rushing Attempts	39	33
Net Yards Passing	196	173
Cmp.-Att.-Int.	16-24-0	18-27-1
Total Offense Yards	485	249
Total Offense Plays	63	60
Fumbles: No.-Lost	1-1	3-1
Penalties: No.-Yards	4-20	2-21
Punts-Yards	2-97	6-241
Avg. Yards Per Punt	48.5	40.2
Punt Returns: No.-Yards	3-30	2-16
Kickoff Returns: No.-Yards	1-31	5-104
Interceptions: No.-Yards	1-0	0-0
Possession Time	31:27	28:33
Third Down Conversions	6-14	1-11
Fourth Down Conversions	1-1	0-3
Red Zone Scores-Chances	3-3	0-2
Sacks By: No.-Yards	3-19	2-7
PAT Kicks	5-5	1-1
Field Goals	2-3	0-1

**INDIVIDUAL STATISTICS**

**RUSHING: SC:** Harris 21-171; Joyner 1-47; D. White 2-29; Fenwick 5-28; C. Hill 6-12; S. Smith 1-2; Doty 1-2; Team 1-(-1); Hilinski (1-(-1)). **VU:** Henry-Brooks 13-72; Wakefield 6-27; Hamilton 1-3; Griffin Jr. 2-1; Wright 5-(-1); Alexander 1-(-6); Seals 5-(-20).

**PASSING: SC:** C. Hill 16-24-0-196. **VU:** Seals 17-24-0-148; Wright 1-3-1-25.

**RECEIVING: SC:** Muse 5-85; S. Smith 4-46; Harris 4-29; Legette 2-30; Vann 1-6. **VU:** Bresnahan 5-38; Johnson 4-43; Henry-Brooks 4-21; Abdur-Rahman 2-46; Harrison 1-25; Alexander 1-5; Wakefield 1-(-5).

**PUNT RETURNS: SC:** Robinson 3-30. **VU:** Johnson 2-16.

**KICKOFF RETURNS: SC:** S.Smith 1-31. **VU:** Harrison 5-104.

**INTERCEPTION RETURNS: SC:** C. Smith 1-0. **VU:** None.

GM  
4South Carolina 30  
#15/14 Auburn 22October 17, 2020  
Williams-Brice Stadium  
Columbia, S.C.  
15,766

**COLUMBIA, S.C. (AP)** — South Carolina's Jaycee Horn was tired of hearing he didn't have the ball skills to be a truly exceptional cornerback.

His play against No. 15 Auburn proved he did — and led the Gamecocks to a breakthrough win over the Tigers on Saturday.

Horn had the first two interceptions of his career and his pass break up led to a third — all which South Carolina turned into touchdowns — for a 30-22 victory that was its first win over Auburn in 87 years.

Horn is a junior who's been a lockdown corner most of his career.

"If a team throws at him like that every game, he'll have a game like that every game," Gamecocks receiver Shi Smith said of Horn.

Horn was assigned to Auburn receiver Seth Williams, one of the best receivers in the Southeastern Conference, averaging 18 yards a catch. Williams finished with four catches for 74 yards, but no scores.

"I heard a lot of people saying I (don't) have any ball skills, which is crazy to me," Horn said. "I just knew the day would come when I'd have a lot of opportunities to make plays."

South Carolina made plenty of them throughout to beat Auburn for the first time in 87 years.

Kevin Harris ran for two touchdowns, Smith added a 10-yard TD catch and Horn and the defense did enough to stop Bo Nix and the Tigers' attack.

Auburn (2-2) had won eight straight in the series and jumped out to a 9-0 lead in the opening 10 minutes. But Nix, the sophomore quarterback, threw three picks and the Gamecocks (2-2) cashed in each time to win consecutive games for the first time in more than a year.

Smith had eight catches including his score midway through the third quarter that put South Carolina ahead for good, 20-19.

Auburn was driving on its following series when Nix threw his third interception — and second to c Horn who brought the ball down the left sidelines to the Tigers' 8. Harris was in the end zone a play later for a 27-19 lead and Auburn could not recover.

The Tigers closed to 30-22 on Anders Carlson's 22 yard field goal with 6:39 left. Auburn got the ball back once more with 2:15 left and drove to the South Carolina 13. Nix, though, was called for intentional grounding trying to avoid a sack and the Gamecocks held on to beat the Tigers for the first time since 1933.

Auburn coach Gus Malzahn said his team will have to get past this quickly. "We're just going to have to be big boys and we're going to have to man up and put it behind us and go into next week and find a way to win," he said.

South Carolina had not won back-to-back games since defeating Kentucky and then-No. 3 Georgia last season. That win over the Bulldogs was the last time the Gamecocks had beaten a ranked opponent.

Auburn's offense looked unstoppable the first half and doubled up South Carolina in yardage (243-119) the first 30 minutes — except when Nix put the ball in danger.

Nix had 272 yards passing and was sacked three times.

Bigsby, the Auburn freshman, had 111 yards rushing and went past the century mark for a second straight game.

#### GAME CHANGER

Leading 30-22 with 2:15 left in the contest, Auburn took the ball and its own 32 and ran 11 plays to the 12-yard line with nine seconds left. Bo Nix tried to rush for the touchdown but Ernest Jones tackled him at the nine. Auburn had a hands to the face penalty on the play, ending the game.

#### KEY STAT

3 — The Gamecocks intercepted Nix three times on the day, leading to three touchdowns. Jaycee Horn had two picks, the first two of his career while Jaylin Dickerson added one.

Auburn	9	7	3	3	22
South Carolina	0	14	13	3	30

#### SCORING SUMMARY

1st	8:32	AU	Carlson 35-yard field goal (14-62-4:57)	0-3
1st	4:33	AU	Stove 11-yard pass from Nix (Loy pass failed) (7-56-2:01)	0-9
2nd	12:49	SC	Harris 3-yard run (P. White kick) (5-29-2:00)	7-9
2nd	10:24	AU	Bigsby 2-yard run (Carlson kick) (7-75-2:25)	7-16
2nd	0:35	SC	C. Hill 1-yard run (P. White kick) (11-49-4:28)	14-16
3rd	10:22	AU	Carlson 38-yard field goal (11-54-4:38)	14-19
3rd	6:31	SC	S. Smith 10-yard pass from C. Hill (C. Hill pass failed) (9-75-3:51)	20-19
3rd	0:54	SC	Harris 8-yard run (P. White kick) (1-8-0:05)	27-19
4th	9:13	SC	P. White 39-yard field goal (9-58-4:28)	30-19
4th	6:39	AU	Carlson 22-yard field goal (7-70-2:34)	30-22

#### TEAM STATISTICS

	AU	SC
First Downs	27	20
Rushing	13	8
Passing	13	8
Penalty	1	4
Net Yards Rushing	209	153
Rushing Attempts	36	43
Net Yards Passing	272	144
Cmp.-Att.-Int.	24-47-3	15-24-1
Total Offense Yards	481	297
Total Offense Plays	83	67
Fumbles: No.-Lost	0-0	1-0
Penalties: No.-Yards	9-89	5-39
Punts-Yards	2-91	5-242
Avg. Yards Per Punt	45.5	48.4
Punt Returns: No.-Yards	0-0	1-3
Kickoff Returns: No.-Yards	1-23	1-16
Interceptions: No.-Yards	1-1	3-34
Possession Time	28:43	31:17
Third Down Conversions	7-16	7-13
Fourth Down Conversions	0-1	0-1
Red Zone Scores-Chances	4-5	4-4
Sacks By: No.-Yards	1-5	3-16
PAT Kicks	1-1	3-3
Field Goals	3-3	1-1

#### INDIVIDUAL STATISTICS

**RUSHING: UA:** Bigsby 16-111; Nix 15-69; D.J. Williams 4-17; Stove 1-12. **SC:** Harris 25-83; Fenwick 12-68; Joyner 1-14; Team 1-(-5); C. Hill 4-(-7).

**PASSING: UA:** Nix 24-47-3-272. **SC:** C. Hill 15-24-1-144.

**RECEIVING: UA:** Stove 7-60; Schwartz 6-59; S. Williams 4-74; Capers 3-40; D.J. Williams 2-26; Jackson 1-9; Deal 1-4. **SC:** S. Smith 8-76; Muse 2-29; Harris 2-21; Vann 1-11; Prentice 1-10; Joyner 1-(-3).

**PUNT RETURNS: UA:** None. **SC:** Robinson 1-3.

**KICKOFF RETURNS: UA:** Bigsby 1-23. **SC:** S. Smith 1-16.

**INTERCEPTION RETURNS: UA:** Pappoe 1-1. **SC:** Horn 2-34; Dickerson 1-0.



**GM**  
**5**

**LSU 52**  
**South Carolina 24**



**October 24, 2020**  
**Tiger Stadium**  
**Baton Rouge, La.**  
**21,855**



**BATON ROUGE, LA. (AP)** — LSU freshman TJ Finley passed for 265 yards and two touchdowns in his college debut. Trey Palmer scored on a 95-yard, sideline-to-sideline kickoff return and the Tigers defeated South Carolina 52-24 on Saturday night.

Filling in for injured starter Myles Brennan, Finley completed his first three passes and capped his first series with a 1-yard keeper for a touchdown. It was an auspicious start to a game in which Finley — who was highly recruited out of Ponchatoula, Louisiana — delighted the Death Valley crowd of 21,855 by completing 17 of 21 passes, including touchdowns of 7 and 51 yards to Terrace Marshall Jr.

Marshall continued his torrid start to this season. He finished with receptions six for 88 yards and now has 27 catches for 532 yards and nine touchdowns through four games this season.

South Carolina was unable to maintain its form from a week earlier, when the Gamecocks beat Auburn for the first time since 1933. Collin Hill was 12 of 22 for 234 yards and one touchdown, but also was intercepted by Eli Ricks, who returned the ball 45 yards for the first of LSU's two non-offensive touchdowns during the game.

Running back Kevin Harris largely carried the Gamecocks' offensive with 126 yards and two TDs on 12 carries.

LSU's much maligned defense gave up several more big plays, but largely redeemed itself with numerous drive-stalling sacks and held South Carolina to a field goal after Finley's lone interception gave the Gamecocks the ball inside the LSU 40. South Carolina settled for field goal tries on four promising drives, and kicker Parker White missed three from 54, 34 and 40 yards.

Palmer's kickoff return for a touchdown was the first by LSU in Tiger Stadium since Eric Martin did it in 1981. The return hardly looked promising when Palmer mishandled the kickoff and had to stop and bend over to pick it up at his own 5 as South Carolina's kickoff unit converged. But Palmer was able to side-step a couple tacklers, made his way across the width of the field and outran remaining pursuers down the opposite sidelined from which he started.

LSU also looked determined to show it could run the ball after struggling to do so in a 45-41 loss in Missouri on Oct. 10 in which the Tigers failed to take a final-minute lead despite having first-and-goal from the 1. LSU rushers combined for 276 yards against the Gamecocks, with running backs John Emery and Tyrion Davis-Price each scoring from inside the 5. Davis-Price led LSU with 135 yards rushing.

**GAME CHANGER**

LSU took a 31-10 lead with 2:43 before halftime as Eli Ricks returned an interception 45 yards for a touchdown to give the Tigers a three-score lead before halftime.

**KEY STAT**

20:16 – The Tigers held the ball for 20:16 in the first half, compared to 9:44 for the Gamecocks. LSU put up 31 first-half points with 330 yards of offense.

<b>South Carolina</b>	<b>7</b>	<b>3</b>	<b>7</b>	<b>7</b>	<b>24</b>
<b>LSU</b>	<b>10</b>	<b>21</b>	<b>14</b>	<b>7</b>	<b>52</b>

**SCORING SUMMARY**

1st	7:34	LSU	Finley 1-yard run (York kick) (16-75-7:26)	0-7
1st	6:40	SC	Harris 45-yard run (P. White kick) (3-75-0:54)	7-7
1st	2:05	LSU	York 27-yard field goal (10-66-4:35)	7-10
2nd	11:14	LSU	Marshall Jr. 7-yard pass from Finley (York kick) (9-65-4:03)	7-17
2nd	5:22	SC	P. White 45-yard field goal (4-7-1:25)	10-17
2nd	3:43	LSU	Marshall Jr. 51-yard pass from Finley (York kick) (5-75-1:39)	10-24
2nd	2:43	LSU	Ricks 45-yard interception return (York kick)	10-31
3rd	11:17	SC	Harris 1-yard run (P. White kick) (9-74-3:37)	17-31
3rd	11:00	LSU	Palmer 95-yard kickoff return (York kick)	17-38
3rd	4:12	LSU	Davis-Price 4-yard run (York kick) (8-77-4:13)	17-45
4th	9:44	LSU	Emery Jr. 3-yard run (York kick) (10-58-5:09)	17-52
4th	7:39	SC	Vann 5-yard pass from C. Hill (P. White kick) (7-75-2:05)	24-52

**TEAM STATISTICS**

	<b>SC</b>	<b>LSU</b>
First Downs	17	29
Rushing	6	14
Passing	9	13
Penalty	2	2
Net Yards Rushing	169	276
Rushing Attempts	29	54
Net Yards Passing	234	265
Cmp.-Att.-Int.	12-22-1	17-21-1
Total Offense Yards	403	541
Total Offense Plays	51	75
Fumbles: No.-Lost	0-0	1-0
Penalties: No.-Yards	7-55	10-79
Punts-Yards	1-50	0-0
Avg. Yards Per Punt	50.0	0.0
Punt Returns: No.-Yards	0-0	0-0
Kickoff Returns: No.-Yards	1-17	2-118
Interceptions: No.-Yards	1-56	1-45
Possession Time	22:26	37:34
Third Down Conversions	3-10	8-10
Fourth Down Conversions	1-2	1-1
Red Zone Scores-Chances	2-4	5-5
Sacks By: No.-Yards	0-0	5-26
PAT Kicks	3-3	7-7
Field Goals	1-4	1-1

**INDIVIDUAL STATISTICS**

**RUSHING: SC:** Harris 12-126; Fenwick 7-49; Doty 1-6; S. Smith 1-4; C. Hill 8-(-16). **LSU:** Davis-Price 22-135; Emery Jr. 18-88; Finley 8-24; Johnson 2-19; Curry 3-11; Team 1-(-1).

**PASSING: SC:** C. Hill 12-22-1-234. **LSU:** Finley 17-21-1-265.

**RECEIVING: SC:** Mullins 2-101; S. Smith 2-68; Fenwick 2-19; Harris 2-13; Muse 1-17; Joyner 1-8; Vann 1-5; Brooks 1-3. **LSU:** Marshall Jr. 6-88; Jenkins 3-76; Moore 3-34; Gilbert 2-27; Kirklín 2-21; Boutte 1-19.

**PUNT RETURNS: SC:** None. **LSU:** None.

**KICKOFF RETURNS: SC:** Joyner 1-17. **LSU:** Palmer 2-118.

**INTERCEPTION RETURNS: SC:** Mukuamu 1-56. **LSU:** Ricks 1-45.

GM  
6

#7/7 Texas A&amp;M 48

South Carolina 3

November 7, 2020  
Williams-Brice Stadium  
Columbia, S.C.  
16,253

**COLUMBIA, S.C. (AP)** — Kellen Mond threw four touchdown passes to become the school's career leader, Isaiah Spiller ran for 131 yards and the Aggies routed South Carolina 48-3 on Saturday night.

"We're turning heads and doing a lot of things that people didn't think we were going to do," Aggies defensive tackle Bobby Brown III said. "We're going to keep turning heads, proving people wrong."

Just maybe all the way to a playoff berth. They certainly look the part against the Gamecocks.

"You always think you can be dominant," Texas A&M coach Jimbo Fisher said. "The experience has helped on each side of the ball. Learning to win each play and, in turn, the bigger picture is coming together."

Especially when Mond, Spiller and the Aggies defense play like this.

Mond set the school mark with the 68th touchdown pass of his career, a 52-yarder to Devon Achane in the third quarter with the game long decided.

Mond also ran for a score to help Texas A&M improve to 5-1 — all in the Southeastern Conference — for its best start since opening 6-0 in 2016. The Aggies are 7-0 against the Gamecocks.

Mond and Spiller helped the Aggies open a 21-0 halftime lead and cruise to their fourth consecutive victory since a loss at Alabama last month.

Spiller had two short pickups for first downs — one on a fourth-and-1 with Texas A&M in chip-shot field goal range — before Mond flipped a 4-yard TD pass to Ainius Smith.

Mond found tight end Jalen Wydermyer for two first-half scores. Wydermyer was left all alone and walked into the end zone on a 15-yard scoring grab. Right before half, Mond hit Wydermyer on a crossing route near the goal line to go up three scores.

South Carolina (2-4), coming off an off week, had no answer.

Quarterback Collin Hill was 8 of 21 for 66 yards and two interceptions before getting lifted in the fourth quarter for last year's starter and current backup, Ryan Hilinski.

Kevin Harris, the SEC's second-leading rusher coming in, was limited to 39 yards on 13 carries.

Mond had a 15-yard scoring run to start the third quarter before his long TD pass to Achane gave him his latest school record. Mond already holds career Aggies marks for completions, passing yards and total offense — probably with more on the way as his senior season continues.

He finished 16 of 26 for 224 yards.

Spiller also had two catches for 46 yards before limping off the field in the third quarter. The tailback went into the Aggies' medical tent and came out running on the sidelines. But with Texas A&M's big lead, he was not needed in the second half.

South Carolina has surrendered 1,071 yards and 100 points in losses to LSU and the Aggies its past two games.

The Gamecocks avoided their first shutout since 2018 on Parker White's 48-yard field goal with less than six minutes left.

#### GAME CHANGER

Texas A&M started the scoring with a 12-play, 52-yard drive, capped by a three-yard pass from Kellen Mond to Ainius Smith with 4:40 left in the first quarter. Jalen Wydermyer and Devon Achane each had a pair of touchdowns for the Aggies' offense.

#### KEY STAT

530 — The Aggies had a balanced attack of 264 rushing and 266 passing yards in the win as Isaiah Spiller ran 18 times for 131 yards and Kellen Mond was 16-for-26 for 244 yards and four touchdowns.

Texas A&M	7	14	13	14	48
South Carolina	0	0	0	3	3

#### SCORING SUMMARY

1st	4:04	TAMU	Smith 3-yard pass from Mond (Small kick) (12-52-5:57)	0-7
2nd	9:05	TAMU	Wydermyer 15-yard pass from Mond (Small kick) (10-70-5:47)	0-14
2nd	0:14	TAMU	Wydermyer 7-yard pass from Mond (Small kick) (6-73-2:51)	0-21
3rd	11:04	TAMU	Mond 15-yard run (Small kick failed) (7-75-3:56)	0-27
3rd	6:55	TAMU	Achane 52-yard pass from Mond (Small kick) (1-52-0:09)	0-34
4th	12:01	TAMU	Achane 3-yard run (Small kick) (15-80-8:02)	0-41
4th	5:55	SC	P. White 48-yard field goal (13-43-6:06)	3-41
4th	1:02	TAMU	Wright 42-yard field goal (Small kick) (8-75-4:53)	3-48

#### TEAM STATISTICS

	TAMU	SC
First Downs	26	9
Rushing	16	1
Passing	10	7
Penalty	0	1
Net Yards Rushing	264	50
Rushing Attempts	45	25
Net Yards Passing	266	100
Cmp.-Att.-Int.	17-27-0	12-28-2
Total Offense Yards	530	150
Total Offense Plays	72	53
Fumbles: No.-Lost	0-0	1-0
Penalties: No.-Yards	2-25	1-5
Punts-Yards	2-98	5-206
Avg. Yards Per Punt	49.0	41.2
Punt Returns: No.-Yards	3-3	1-(-6)
Kickoff Returns: No.-Yards	0-0	2-33
Interceptions: No.-Yards	2-13	0-0
Possession Time	38:21	21:39
Third Down Conversions	12-16	3-14
Fourth Down Conversions	1-2	2-3
Red Zone Scores-Chances	5-5	0-0
Sacks By: No.-Yards	2-8	0-0
PAT Kicks	6-7	0-0
Field Goals	0-0	1-2

#### INDIVIDUAL STATISTICS

**RUSHING: TAMU:** Spiller 18-131; Achane 13-65; Mond 6-34; Crownover 3-16; Jackson 2-15; Hubbard 1-2; Smith 1-1; King 1-0. **SC:** Harris 13-39; Doty 2-7; S. Smith 1-6; Z. White 2-5; Hilinski 1-1; Fenwick 4-0; C. Hill 2-(-8).

**PASSING: TAMU:** Mond 16-26-0-224; King 1-1-0-42. **SC:** C. Hill 8-21-2-66; Hilinski 4-6-0-34; Doty 0-1-0-0.

**RECEIVING: TAMU:** Lane 4-39; Wydermyer 3-35; Smith 3-22; Achane 2-70; Spiller 2-46; Jones 2-12; Wright 1-42. **SC:** S. Smith 7-64; Vann 2-20; Joyner 1-7; Muse 1-6; Prentice 1-3.

**PUNT RETURNS: TAMU:** Smith 3-3. **SC:** Robinson 1-(-6).

**KICKOFF RETURNS: TAMU:** None. **SC:** Joyner 2-33.

**INTERCEPTION RETURNS: TAMU:** O'Neal 1-17; Carper 1-(-4). **SC:** None.



**GM**  
**7**

**Ole Miss 59**  
**South Carolina 42**

November 14, 2020

Vaught-Hemingway Stadium  
Oxford, Miss.  
13,596



**OXFORD, MISS. (AP)** — Matt Corral accounted for five touchdowns, including a go-ahead 91-yard touchdown strike to Elijah Moore in the fourth quarter, as Mississippi rallied to defeat South Carolina 59-42 on Saturday night.

Trailing 42-38, Corral found a wide-open Moore waiting in the middle of the field at the South Carolina 45-yard line. Moore then turned and raced into the end zone to put Ole Miss ahead to stay, 45-42 with 12:02 remaining.

During the play, Ole Miss coach Lane Kiffin tossed his clipboard 20 yards in the air at the catch and raced up the sidelines 30 yards before stopping to celebrate with a fist pump as Moore completed the game's decisive play.

Ole Miss (3-4, 3-4 Southeastern Conference) finished with 708 yards of offense, the most in school history in an SEC game. Corral finished 28 of 32 for 513 yards passing, a school record, including four touchdowns. Corral added a 3-yard touchdown run, while Jerrion Ealy rushed for 84 yards on 17 carries with touchdown runs of 12 and 5 yards.

Moore had 13 receptions for 225 yards, including touchdown catches of 91 and 25 yards, both during the fourth-quarter surge. Lakin Henry had 10 tackles and A.J. Finley had an interception as Ole Miss stopped the final three South Carolina offensive series.

Kevin Harris led South Carolina (2-5, 2-5) with 243 yards rushing on 25 carries, including a school-record five touchdown runs of 46, 1, 1, 44 and 12 yards. The Gamecocks rallied from a 31-21 deficit early in the third quarter to take a 42-38 lead early in the fourth.

Collin Hill was 17 of 28 for 230 yards passing with an 11-yard touchdown pass to Shi Smith, who finished with 10 receptions for 117 yards. South Carolina had 548 yards of total offense and linebacker Ernest Jones had a game-high 18 tackles.

**GAME CHANGER**

Ole Miss' defense forced Carolina to punt with 9:17 left in the game with a 45-42 lead. The Rebels took advantage with an eight-play, 80-yard drive that ended with a 5-yard touchdown run by Jerrion Ealy with 6:09 left to give the Rebels the two-score lead on their way to a victory.

**KEY STAT**

243 – Kevin Harris ran for 243 yards on 25 carries with a school record five touchdowns in the Ole Miss game. Harris now holds the fifth highest rushing performance in a game in school history and the most in a game since 2011.

<b>South Carolina</b>	<b>7</b>	<b>14</b>	<b>14</b>	<b>7</b>	<b>42</b>
<b>Ole Miss</b>	<b>14</b>	<b>10</b>	<b>14</b>	<b>21</b>	<b>59</b>

**SCORING SUMMARY**

1st	9:24	SC	S. Smith 11-yard pass from C. Hill (P. White kick) (10-75-5:36)	7-0
1st	4:45	OM	Drummond 3-yard pass from Corral (Logan kick) (14-57-4:32)	7-7
1st	0:47	OM	Corral 3-yard run (Logan kick) (8-63-3:20)	7-14
2nd	14:18	SC	Harris 46-yard run (P. White kick) (4-75-1:29)	14-14
2nd	9:38	OM	Ealy 5-yard pass from Corral (Logan kick) (11-75-4:40)	14-21
2nd	3:36	SC	Harris 1-yard run (P. White kick) (10-79-5:54)	21-21
2nd	0:00	OM	Logan 22-yard field goal (5-57-0:44)	21-24
3rd	10:34	OM	Conner 2-yard run (Logan kick) (12-75-4:26)	21-31
3rd	5:39	SC	Harris 1-yard run (P. White kick) (10-75-4:50)	28-31
3rd	2:59	SC	Harris 44-yard run (P. White kick) (2-76-0:55)	35-31
3rd	1:11	OM	Ealy 12-yard run (Logan kick) (4-75-1:48)	35-38
4th	12:50	SC	Harris 12-yard run (P. White kick) (7-75-3:21)	42-38
4th	12:02	OM	Moore 91-yard pass from Corral (Logan kick) (2-94-0:45)	42-45
4th	6:09	OM	Ealy 5-yard run (Logan kick) (8-80-3:08)	42-52
4th	3:40	OM	Moore 25-yard pass from Corral (Griffith kick) (4-24-1:40)	42-59

**TEAM STATISTICS**

	<b>SC</b>	<b>OM</b>
First Downs	27	31
Rushing	15	14
Passing	12	14
Penalty	0	3
Net Yards Rushing	318	195
Rushing Attempts	39	48
Net Yards Passing	230	513
Cmp.-Att.-Int.	17-29-1	28-32-0
Total Offense Yards	548	708
Total Offense Plays	68	80
Fumbles: No.-Lost	1-0	3-1
Penalties: No.-Yards	4-53	6-45
Punts-Yards	2-89	1-44
Avg. Yards Per Punt	44.5	44.0
Punt Returns: No.-Yards	0-0	0-0
Kickoff Returns: No.-Yards	3-60	2-30
Interceptions: No.-Yards	0-0	1-0
Possession Time	29:19	30:41
Third Down Conversions	5-11	7-13
Fourth Down Conversions	2-4	4-4
Red Zone Scores-Chances	4-5	7-8
Sacks By: No.-Yards	1-4	2-12
PAT Kicks	6-6	8-8
Field Goals	0-0	1-1

**INDIVIDUAL STATISTICS**

**RUSHING: SC:** Harris 25-243; Fenwick 9-82; Doty 1-3; Hill 4-(-10). **OM:** Ealy 17-84; Moore 6-43; Parrish Jr. 7-28; Corral 10-20; Conner 8-18.

**PASSING: SC:** C. Hill 17-26-1-230; S. Smith 0-1-0-0. **OM:** Corral 28-32-0-513.

**RECEIVING: SC:** S. Smith 10-117; Brooks 3-47; Bell 1-29; Muse 1-19; Vann 1-14; Fenwick 1-4. **OM:** Moore 13-225; Sanders 4-141; Drummond 4-46; Yeboah 3-39; Conner 2-34; Ealy 1-15; Parrish Jr. 1-13.

**PUNT RETURNS: SC:** None. **OM:** None.

**KICKOFF RETURNS: SC:** Joyner 2-40; Brooks 1-20. **OM:** Ealy 2-30.

**INTERCEPTION RETURNS: SC:** None. **OM:** Finley 1-0.





**GM**  
**8**

# Missouri 17 South Carolina 10



**November 21, 2020**  
**Williams-Brice Stadium**  
**Columbia, S.C.**  
**13,603**



**COLUMBIA, S.C. (AP)** — Missouri coach Eli Drinkwitz was proud his team wouldn't let the obstacles they've faced this season keep them from success.

And he happily congratulated them, COVID-19 worries and all, after the Tigers' 17-10 victory over South Carolina on Saturday night.

Coronavirus has severely impacted the Tigers this year: they had just 52 scholarship players available this week and defensive coordinator Ryan Walters remained at home because of contact tracing concerns.

Still, Missouri and quarterback Connor Bazelak opened a 17-0 lead in the first half and defense held on to defeat the Gamecocks 17-10 on Saturday night.

The Tigers hadn't played since Oct. 31 because of a bye week and a postponement of their game last week with Georgia. Drinkwitz wasn't sure he'd get this one either with his dwindling roster.

Instead, they played like a winning SEC team as Bazelak threw for 203 yards and a touchdown and the defense, under substitute coordinator David Gibbs, choked off the Gamecocks when it mattered most.

Larry Rountree III rushed for a score and became the Tigers all-time time rushing leader among running backs for the Tigers (3-3 Southeastern Conference).

It was the fourth straight loss for South Carolina (2-6), which fired coach Will Muschamp last Sunday and took a half to get itself going.

Bazelak and the Missouri offense weren't crisp. Then again, they didn't have to be as the Tigers opened up a 17-0 lead by halftime and kept the Gamecocks off balance much of the way.

South Carolina managed just 68 yards and five first downs in the opening half, punting five times and failing to convert a fourth down in six series before halftime.

The Tigers essentially put the game out of reach on Bazelak's pretty 20-yard TD throw to Tauskie Dove midway through the opening quarter.

Rountree's 1-yard burst made it 14-0 and Missouri ended the half with Harrison Mevis' 20-yard field goal to head to the locker room up 17-0.

Rountree finished with 58 yards, giving the senior 3,238 for his career and moving him past Zack Abrom who played from 2000-03. Only quarterback Brad Smith is ahead of Rountree's school career rushing total with 4,289 yards.

Carolina freshman quarterback Luke Doty provided a second-half spark in place of season-long starter Collin Hill, rallying the team to within a touchdown after Deshaun Fenwick's 1-yard TD run made it 17-10.

The Gamecocks had one last drive, but Doty was intercepted by Devin Nicholson and Missouri held on for the win.

Mike Bobo, the first-year offensive coordinator elevated to interim coach, talked this week of settling nerves and restoring effort for a fragile group of players. But during the week, several players opted out of the season including starting cornerbacks — and likely NFL draft picks — Jaycee Horn and Israel Mukuamu.

In addition, Bobo said two defensive line starters in Aaron Sterling and Brad Johnson were lost for the year with injuries.

That opened things up for the Tigers and Bazelak, who completed 13 of 21 passes for 140 yards the first 30 minutes.

## GAME CHANGER

South Carolina scored 10 second half points and had the ball on its 1-yard line with 2:37 left. The offense drove to its 36 before an interception with 53 seconds left gave the Tigers the seven-point win.

## KEY STAT

189 — Freshman Luke Doty combined for 189 yards (130 passing, 59 rushing) as he had a couple plays in the first half, then played all of the second half on offense.

Missouri	7	10	0	0	17
South Carolina	0	0	3	7	10

## SCORING SUMMARY

1st	7:10	MU	Dove 20-yard pass from Bazelak (Mevis kick) (4-46-1:42)	0-7
2nd	11:58	MU	Rountree 1-yard run (Mevis kick) (6-58-2:55)	0-14
2nd	0:00	MU	Mevis 20-yard field goal (10-54-1:30)	0-17
3rd	10:13	SC	P. White 47-yard field goal (10-43-3:47)	3-17
4th	4:59	SC	Fenwick 1-yard run (P. White kick) (13-77-4:28)	10-17

## TEAM STATISTICS

	MU	SC
First Downs	19	18
Rushing	6	6
Passing	10	8
Penalty	3	4
Net Yards Rushing	98	114
Rushing Attempts	34	36
Net Yards Passing	203	169
Cmp.-Att.-Int.	21-33-1	20-33-1
Total Offense Yards	301	283
Total Offense Plays	67	69
Fumbles: No.-Lost	1-0	0-0
Penalties: No.-Yards	7-77	11-85
Punts-Yards	7-305	7-313
Avg. Yards Per Punt	43.6	44.7
Punt Returns: No.-Yards	2-17	1-1
Kickoff Returns: No.-Yards	0-0	1-23
Interceptions: No.-Yards	1-8	0-0
Possession Time	28:34	31:26
Third Down Conversions	8-16	6-16
Fourth Down Conversions	0-0	1-2
Red Zone Scores-Chances	3-3	1-1
Sacks By: No.-Yards	3-15	1-7
PAT Kicks	2-2	1-1
Field Goals	1-1	1-1

## INDIVIDUAL STATISTICS

**RUSHING: MU:** Roundtree 21-63; Badie 6-23; Bazelak 3-12; Young 1-6; Knox 1-3; Team 2-(-4). **SC:** Doty 11-59; Harris 16-58; Fenwick 5-7; Hill 4-(-10).

**PASSING: MU:** Bazelak 21-33-1-203. **SC:** Doty 14-23-1-130; C. Hill 6-10-0-39.

**RECEIVING: MU:** Chism 6-57; Badie 4-54; Banister 4-46; Knox 3-12; Dove 2-25; Maclin 1-5; Rountree 1-4. **SC:** Muse 6-67; Brooks 3-25; Harris 3-13; Vann 2-22; Adkins 2-20; Fenwick 2-16; S. Smith 1-9; C. Hill 1-(-3).

**PUNT RETURNS: MU:** Musser 2-17. **SC:** Robinson 1-1.

**KICKOFF RETURNS: MU:** None. **SC:** Z. White 1-23.

**INTERCEPTION RETURNS: MU:** Nicholson 1-8. **SC:** None.



**GM**  
**9**

# #13/10 Georgia 45 South Carolina 16



**November 28, 2020**  
**Williams-Brice Stadium**  
**Columbia, S.C.**  
**16,444**



**COLUMBIA, S.C. (AP)** — No. 13 Georgia's 45-16 win over South Carolina was the Bulldogs' biggest victory of this strange season on the scoreboard.

But Georgia coach Kirby Smart wasn't sure had its best game Saturday night, with the Gamecocks missing more than two dozen players and offering little resistance.

"It's hard to say that because of the quality of the competition," Smart said.

James Cook ran for 104 yards on just six carries and three other Georgia backs had at least 77 yards. It was barely a game from the start. Georgia (6-2) led 21-0 after three possessions and South Carolina (2-7) had yet to get a first down.

The Gamecocks can barely field a team. Nearly 20 players couldn't play because of injuries or COVID-19 issues. Another seven players have opted out, several since the school fired coach Will Muschamp two weeks ago.

Still, Smart said he was happy for the fast start and the 332 yards his team gained on the ground.

"They didn't play down to that level," Smart said. "They knocked people off the ball."

After throwing for 401 yards in his first start last week, Southern California transfer JT Daniels was 10 for 16 for 139 yards with two touchdowns and an interception.

Daniels overthrew a few open receivers and took two sacks, but Smart said he thought the sophomore did fine, making sure he only made a few mistakes.

"He took the things the defense gave to him," Smart said.

Zamir White ran 13 times for 84 yards, Kenny McIntosh had 79 yards on nine carries, and Daijun Edwards ran 14 times for 77 yards. The Bulldogs didn't attempt a pass after Daniels' 31-yard touchdown strike to Arian Smith on the first play of the fourth quarter gave them a 45-10 lead.

Georgia got the ball back with 9:27 left and ran 12 straight times, taking a knee at first-and-goal at the 1 to mercifully end it. The Bulldogs averaged 8 yards a run when Daniels sacks were removed from their total.

South Carolina interim coach Mike Bobo said he was proud that the players he had fought hard and didn't give up even as Georgia tried to score in the closing moments.

"Part of being a man is you don't make excuses and you don't let people make excuses for you," said Bobo, whose South Carolina team was without leading receiver Shi Smith and SEC sack leader Kingsley Enagbare.

South Carolina has lost five in a row, allowing at least 45 points in four of the defeats.

### GAME CHANGER

South Carolina chipped away at the early Georgia lead, cutting the Bulldog advantage to 21-10 after a 1-yard Kevin Harris touchdown run and a Parker White 39-yard field goal with 8:23 left in the first half, but a 29-yard James Cook touchdown run with 4:31 left put UGA up, 28-10, going into the locker room.

### KEY STAT

131 — On Senior Night, Nick Muse had a career high 131 yards on eight catches and his first touchdown as a Gamecock. His previous high was 107 while playing at William and Mary vs. Maine on Oct. 20, 2018.

Georgia	21	7	10	7	45
South Carolina	0	10	0	6	16

### SCORING SUMMARY

1st	12:10	UGA	McKitty 6-yard pass from Daniels (Podlesny kick) (7-65-2:50)	0-7
1st	5:52	UGA	Cook 5-yard run (Podlesny kick) (9-82-4:34)	0-14
1st	2:23	UGA	White 22-yard run (Podlesny kick) (5-78-2:22)	0-21
2nd	14:57	SC	Harris 1-yard run (P. White kick) (8-65-2:26)	7-21
2nd	8:23	SC	P. White 39-yard field goal (11-57-5:20)	10-21
2nd	4:31	UGA	Cook 29-yard run (Podlesny kick) (7-65-3:52)	10-28
3rd	11:38	UGA	White 3-yard run (Podlesny kick) (3-13-1:21)	10-35
3rd	4:26	UGA	Podlesny 32-yard field goal (12-50-4:09)	10-38
4th	14:53	UGA	Smith 31-yard pass from Daniels (Podlesny kick) (2-31-1:04)	10-45
4th	9:27	SC	Muse 7-yard pass from Doty (P. White kick blocked) (11-98-5:26)	16-45

### TEAM STATISTICS

	UGA	SC
First Downs	24	18
Rushing	19	9
Passing	5	8
Penalty	0	1
Net Yards Rushing	332	83
Rushing Attempts	46	43
Net Yards Passing	139	190
Cmp.-Att.-Int.	10-16-1	18-22-1
Total Offense Yards	471	273
Total Offense Plays	62	65
Fumbles: No.-Lost	0-0	3-0
Penalties: No.-Yards	6-50	2-10
Punts-Yards	1-50	4-184
Avg. Yards Per Punt	50.0	46.0
Punt Returns: No.-Yards	2-55	0-0
Kickoff Returns: No.-Yards	2-62	1-1
Interceptions: No.-Yards	1-40	1-0
Possession Time	31:09	28:51
Third Down Conversions	8-10	4-13
Fourth Down Conversions	0-0	3-3
Red Zone Scores-Chances	4-5	3-3
Sacks By: No.-Yards	3-22	2-18
PAT Kicks	6-6	1-2
Field Goals	1-1	1-2

### INDIVIDUAL STATISTICS

**RUSHING: UGA:** Cook 6-104; White 13-84; McIntosh 9-79; Edwards 14-77; Hudson 1-7; Team 1-(-1); Daniels 2-(-18). **SC:** Harris 17-53; Amos 6-39; Z. White 5-6; Doty 15-(-15).

**PASSING: UGA:** Daniels 10-16-1-139. **SC:** Doty 18-22-1-190.

**RECEIVING: UGA:** Burton 3-33; Pickens 3-25; McKitty 2-46; Smith 1-31; Jackson 1-4. **SC:** Muse 8-131; Harris 4-30; Brooks 3-14; Caldwell 1-5; Vann 1-5; Amos 1-5.

**PUNT RETURNS: UGA:** Jackson 2-55. **SC:** None.

**KICKOFF RETURNS: UGA:** Jackson 2-62. **SC:** Z. White 1-1.

**INTERCEPTION RETURNS: UGA:** Campbell 1-40. **SC:** Robinson 1-0.



# LUKE DOTY

4

QB/WR | 6-1 | 210 | FR | HS

Myrtle Beach, S.C.  
(Myrtle Beach HS)

### QUICK HITS

- Earned first career start vs. No. 9 Georgia (11/28); was 18-of-22 passing for 190 yards and threw his first career TD in the second half
- Played the entire second half at QB vs. Missouri (11/21); went 14-of-23 passing for 130 yards and led the team with 59 yards rushing on 11 carries
- Had two carries for seven yards vs. No. 7/7 Texas A&M (11/7)
- Lined up at QB in second half and had one carry for six yards at LSU (10/24)
- Saw time in 41-7 win at Vanderbilt (10/10); lined up at QB and WR and had one carry for two yards
- Made Gamecock debut at WR at No. 3/3 Florida (10/3)
- Highly touted dual-threat player in high school; has been working at WR and QB throughout fall camp
- In 10 games as a senior in 2019 at Myrtle Beach High School, threw for 1,876 yards and 25 TDs while completing 64.0 percent of his passes; also rushed for 408 yards and four TDs
- First Team All-State selection by the South Carolina coaches and also earned the state's Mr. Football award
- Led the Seahawks to the 4A state championship as a junior in 2018 after throwing for 3,037 yards and 36 TDs against just six INTs; completed 242-of-381 passes (63.5 pct); also ran for 701 yards and seven TDs
- Played receiver initially and finished his high school career with 7,364 all-purpose yards while accounting for 83 totals TDs
- No. 83 overall player in the ESPN300 rankings and rated the second-best dual threat QB in the country by Rivals

### DOTY'S CAREER STATISTICS

#### -Receiving-

Year	GP/GS	Rec	Yds	Avg	TD	Lg
2020	7/1	-	-	-	-	-

#### -Rushing-

Year	GP/GS	Rush	Yds	Avg	TD	Lg
2020	7/1	31	62	2.0	-	17

#### -Passing-


Year	GP/GS	C-A-I	Pct.	Yds	TD	Lg
2020	7/1	32-46-2	69.6	320	1	35

### DOTY'S 2020 SEASON HIGHS

Pass Completions	18 • vs. Georgia (11/28)
Pass Attempts	23 • vs. Missouri (11/21)
Passing Yards	190 • vs. Georgia (11/28)
Passing Touchdowns	1 • vs. Georgia (11/28)
Long Pass	35 • vs. Georgia (11/28)
Carries	15 • vs. Georgia (11/28)
Yards Rushing	59 • vs. Missouri (11/21)
Long Rush	17 • vs. Missouri (11/21)

### DOTY'S 2020 GAME-BY-GAME STATISTICS

Opp.	GS	Com-Att-Int	Pct.	Yds	TD	Long	Rush-Yds-TD
vs. TENN (9/26)				-DNP-			
at FLA (10/3)		-	-	-	-	-	-
at VAN (10/10)		-	-	-	-	-	1-2-0
vs. AUB (10/17)				-DNP-			
at LSU (10/24)		-	-	-	-	-	1-6-0
<b>BYE WEEK (10/31)</b>							
vs. TA&M (11/7)		0-1-0	-	-	-	-	2-7-0
at MISS (11/14)		-	-	-	-	-	1-3-0
vs. MIZ (11/21)		14-23-1	60.9	130	-	25	11-59-0
vs. UGA (11/28) *		18-22-1	81.8	190	1	35	15-(-)15-0
at UK (12/5)							





# COLLIN HILL

15

QB | 6-4 | 222 | GR | TR

Moore, S.C.  
(Dorman HS // Colorado State)

• 2018 Team Captain at Colorado State

**QUICK HITS**

- Scored first on the ground (career high) in 41-7 win at Vanderbilt (10/10), becoming first Gamecock QB since Jake Bentley (11/18/17 vs. Wofford) to have multiple rushing TDs in the same game; was 16-of-24 passing for 196 yards
- Was 28-of-47 for 212 yards and two TDs at No. 3/3 Florida (10/3)
- Started in his first career game in Garnet & Black vs. No. 16/21 Tennessee (9/26); was 25-of-39 (64.1 pct) for 290 yards with one TD and one INT; also had a 1-yard rushing TD with 4:32 remaining in the third quarter to tie the game, 21-21
- Grad transfer who returns home after spending four seasons (2016-19) at Colorado State; played under current Gamecock offensive coordinator Mike Bobo
- Played in 18 games (11 starts) for the Rams, going 263-of-433 (60.7 pct) while throwing for 3,233 yards with 23 TDs and 11 INTs
- Has five career 300-yard passing games
- Graduated from CSU with a business degree and is working on a master's in educational technology

**HILL'S CAREER STATISTICS**

**–Passing–**

Year	GP/GS	C-A-I	Pct.	Yds	TD	Lg
2016 <sup>^</sup>	5/4	75-129-2	58.1	1,096	8	60T
2017 <sup>*^</sup>	-	-	-	-	-	-
2018 <sup>^</sup>	10/4	119-202-7	58.9	1,387	7	58T
2019 <sup>^</sup>	3/3	69-102-2	67.6	840	8	77T
2020	8/8	127-215-6	59.1	1,411	6	57
<b>Total</b>	<b>26/19</b>	<b>390-620-17</b>	<b>62.9</b>	<b>4,734</b>	<b>29</b>	<b>77T</b>

**–Rushing–**

Year	GP/GS	Rush	Yds	Avg	TD	Lg
2016 <sup>^</sup>	5/4	26	49	1.9	1	51T
2017 <sup>*^</sup>	-	-	-	-	-	-
2018 <sup>^</sup>	10/4	28	-10	-0.4	1	13
2019 <sup>^</sup>	3/3	10	0	-0.4	1	15
2020	8/8	43	-66	-1.5	4	12
<b>Total</b>	<b>25/18</b>	<b>107</b>	<b>-27</b>	<b>-0.3</b>	<b>7</b>	<b>51T</b>

\* - Granted a redshirt season

<sup>^</sup> - at Colorado State

**HILL'S 2020 SEASON HIGHS**

Pass Completions	28 • at Florida (10/3)
Pass Attempts	47 • at Florida (10/3)
Passing Yards	290 • vs. Tennessee (9/26)
Passing Touchdowns	2 • at Florida (10/3)
Long Pass	57 • at LSU (10/24)
Carries	8 • 2x, last at LSU (10/24)
Yards Rushing	12 • at Vanderbilt (10/10)
Rushing Touchdowns	2 • at Vanderbilt (10/10)
Long Rush	12 • at Florida (10/3)


**HILL'S CAREER HIGHS**

Pass Completions	*34 • vs. Wyoming (10/26/18)
Pass Attempts	*54 • Wyoming (10/26/18)
Passing Yards	*374 • vs. Western Illinois (9/7/19)
Passing Touchdowns	*4 • 2x, last vs. Western Illinois (9/7/19)
Long Pass	*77T • Western Illinois (9/7/19)
Carries	*9 • at Minnesota (9/24/16)
Yards Rushing	*56 • vs. Northern Colorado (9/17/16)
Long Rush	*51T • vs. Northern Colorado (9/17/16)
Rushing Touchdowns	2 • at Vanderbilt (10/10/20)

\*at Colorado State

**HILL 2020 GAME-BY-GAME STATISTICS**

Opp.	GS	Com-Att-Int	Pct.	Yds	TD	Long	Rush-Yds-TD
vs. TENN (9/26)	*	25-39-1	64.1	290	1	42	7-(-)12-1
at FLA (10/3)	*	28-47-0	59.6	212	2	22	8-(-)15-0
at VAN (10/10)	*	16-24-0	66.7	196	-	32	6-12-2
vs. AUB (10/17)	*	15-24-1	62.5	144	1	32	4-(-)7-1
at LSU (10/24)	*	12-22-1	54.5	234	1	57	8-(-)16-0
<b>BYE WEEK (10/31)</b>							
vs. TA&M (11/7)	*	8-21-2	38.1	66	-	13	2-(-)8-0
at MISS (11/14)	*	17-28-1	60.7	230	1	36	4-(-)10-0
vs. MIZ (11/21)	*	6-10-0	60.0	39	-	12	4-(-)10-0
vs. UGA (11/28)					-DNP-		
at UK (12/5)							





# DESHAUN FENWICK

14

RB | 6-1 | 220 | RSO | 1L

Bradenton, Fla.  
(Braden River HS)

### QUICK HITS

- Missed his first game of the season vs. No. 9 Georgia (11/28)
- Has a pair of 100-yard rushing performances in 15 career games
- Scored his first TD of the 2020 season in the fourth quarter vs. Missouri (11/21) from a yard out
- Had nine carries for season-high 82 yards at Ole Miss (11/14)
- Rushed seven times for 49 yards (7.0 avg) at LSU (10/24)
- Had 12 carries for 68 yards (both season highs) in win vs. No. 15/14 Auburn (10/17)
- Caught career-high five passes at No. 3/3 Florida; also had six carries for 32 yards (5.3 avg)
- Hauled in four catches for career-high 45 yards in season-opener vs. Tennessee (9/26); also had six carries for 31 yards (5.2 avg)
- Had his first carries of the 2019 season in a 24-7 win vs. Vanderbilt (11/2); had a breakout game leading the team with 18 rushes (career high) for 102 yards (5.7 avg)
- Made his collegiate debut in the second half of a win vs. Chattanooga (11/17/18) and responded with 112 yards on 17 carries with a touchdown; averaged 6.6 yards per carry with a long of 37 yards
- Became the first true freshman to rush for 100 yards in his debut since Derek Watson went for 118 at No. 24 NC State on Sept. 4, 1999

### FENWICK'S CAREER STATISTICS

#### -Rushing-

Year	GP/GS	Rush	Yds	Avg	TD	Lg
2018*	2/0	21	115	5.5	1	37
2019	5/0	22	111	5.0	-	18
2020	8/0	54	297	5.5	1	33
<b>Total</b>	<b>15/0</b>	<b>97</b>	<b>523</b>	<b>5.4</b>	<b>2</b>	<b>37</b>

#### -Receiving-

Year	GP/GS	Rec	Yds	Avg	TD	Lg
2018*	2/0	-	-	-	-	-
2019	5/0	-	-	-	-	-
2020	8/0	14	108	7.7	-	20
<b>Total</b>	<b>15/0</b>	<b>14</b>	<b>108</b>	<b>7.7</b>	<b>0</b>	<b>20</b>

\* - Granted a redshirt season

### FENWICK'S 2020 SEASON HIGHS

Carries	12 • vs. Auburn (10/17)
Yards Rushing	82 • at Ole Miss (11/14)
Long Rush	33 • at Ole Miss (11/14)
Rushing Touchdowns	1 • vs. Missouri (11/21)
Receptions	5 • at Florida (10/3)
Receiving Yards	45 • vs. Tennessee (9/26)
Long Reception	20 • vs. Tennessee (9/26)

### FENWICK'S CAREER HIGHS

Carries	18 • vs. Vanderbilt (11/2/19)
Yards Rushing	112 • vs. Chattanooga (11/17/18)
Long Rush	37 • vs. Chattanooga (11/17/18)
Rushing Touchdowns	1 • vs. Chattanooga (11/17/18)
Receptions	5 • at Florida (10/3/20)
Receiving Yards	45 • vs. Tennessee (9/26/20)
Long Reception	20 • vs. Tennessee (9/26/20)

### FENWICK'S 2020 GAME-BY-GAME STATISTICS

Opp.	GS	Rush	Yds	Avg	TD	Rec	Yds	Avg	TD
vs. TENN (9/26)		6	31	5.2	-	4	45	11.3	-
at FLA (10/3)		6	32	5.3	-	5	24	4.8	-
at VAN (10/10)		5	28	5.6	-	-	-	-	-
vs. AUB (10/17)		12	68	5.7	-	-	-	-	-
at LSU (10/24)		7	49	7.0	-	2	19	9.5	-
<b>BYE WEEK (10/31)</b>									
vs. TA&M (11/7)		4	0	0.0	-	-	-	-	-
at MISS (11/14)		9	82	9.1	-	1	4	4.0	-
vs. MIZ (11/21)		5	7	1.4	1	2	16	8.0	-
vs. UGA (11/28)					-DNP-				
at UK (12/5)									



# KEVIN HARRIS

20

RB | 5-10 | 225 | SO | 1L

Hinesville, Ga.  
(Bradwell Institute)

### QUICK HITS

- Fifth in the country in total TDs with 15 (14 rushing) and is third nationally (leads the SEC) with 928 rushing yards
- Tallied 83 total yards (53 rushing, 30 passing) vs. No. 9 Georgia; had a 1-yard TD run on the first play of the second quarter
- Had the best game of his career, setting school record with five rushing TDs at Ole Miss (11/14); had 25 carries (tied career high) for career-high 243 yards (5th most all-time at Carolina); averaged 9.7 yards per carry and had TD runs of 46 and 44 yards
- Led team with 12 carries for 126 yards and two TDs at LSU (10/24); had a 45-yard TD run in the first quarter and also added two catches for 13 yards
- Tallied 104 all-purpose yards (83 rushing, 21 receiving) with two TDs in win vs. No. 15/14 Auburn (10/17)
- Had 21 carries for career-high 171 yards (8.1 avg) in 41-7 win at Vanderbilt (10/10) along with two TDs; had a career-long, 88-yard TD run in the fourth quarter; it was the longest run by a Gamecock since Bobby Wallace (11/18/06 vs. MTSU)
- Notched first career 100-yard game in SEC play with 22 carries for 100 yards and a TD at No. 3/3 Florida; also had four catches for 27 yards, including his first career receiving TD early in the fourth quarter
- Made first career start in season-opener vs. Tennessee (9/26); led team with 13 carries for 55 yards; had a 3-yard TD run on team's opening possession
- Saw action in six games as a true freshman after battling a groin injury for most of the season; finished his first season with 20 carries for 178 yards (8.9 avg)
- Made his collegiate debut in a 72-10 win vs. Charleston Southern (9/7); went wild with six carries for 147 yards (24.5 avg) and three touchdowns, including a 75-yard TD run in the second half; became the first freshman to have three rushing TDs in a single game since Marcus Lattimore vs. Troy (11/20/10)

### HARRIS' CAREER STATISTICS

#### -Rushing-

Year	GP/GS	Rush	Yds	Avg	TD	Lg
2019	6/0	21	179	8.5	4	75T
2020	9/9	164	928	5.7	14	88T
<b>Total</b>	<b>15/9</b>	<b>185</b>	<b>1,107</b>	<b>6.0</b>	<b>18</b>	<b>88T</b>

#### -Receiving-

Year	GP/GS	Rec	Yds	Avg	TD	Lg
2019	6/0	3	26	8.7	-	11
2020	9/9	20	142	7.1	1	14
<b>Total</b>	<b>15/9</b>	<b>23</b>	<b>168</b>	<b>7.3</b>	<b>1</b>	<b>14</b>

### HARRIS' 2020 SEASON HIGHS

Carries	25 • 2x, last at Ole Miss (11/24)
Yards Rushing	243 • at Ole Miss (11/24)
Long Rush	88T • at Vanderbilt (10/10)
Rushing Touchdowns	5 • at Ole Miss (11/24)
Receptions	4 • 3x, last vs. Georgia (11/28)
Receiving Yards	30 • vs. Georgia (11/28)
Long Reception	14 • 2x, last at LSU (10/24)
Receiving Touchdowns	1 • at Florida (10/3)

### HARRIS' CAREER HIGHS

Carries	25 • 2X, last at Ole Miss (11/24/20)
Yards Rushing	243 • at Ole Miss (11/24/20)
Long Rush	88T • at Vanderbilt (10/10/20)
Rushing Touchdowns	5 • at Ole Miss (11/24/20)
Receptions	4 • 3x, last vs. Georgia (11/28/20)
Receiving Yards	30 • vs. Georgia (11/28/20)
Long Reception	14 • 2x, last at LSU (10/24/20)
Receiving Touchdowns	1 • at Florida (10/3/20)

### HARRIS' 2020 GAME-BY-GAME STATISTICS

Opp.	GS	Rush	Yds	Avg	TD	Rec	Yds	Avg	TD
vs. TENN (9/26)	*	13	55	4.2	1	1	9	9.0	-
at FLA (10/3)	*	22	100	4.5	1	4	27	6.8	1
at VAN (10/10)	*	21	171	8.1	2	4	29	7.3	-
vs. AUB (10/17)	*	25	83	3.3	2	2	21	10.5	-
at LSU (10/24)	*	12	126	10.5	2	2	13	6.5	-
<b>BYE WEEK (10/31)</b>									
vs. TA&M (11/7)	*	13	39	3.0	-	-	-	-	-
at MISS (11/14)	*	25	243	9.7	5	-	-	-	-
vs. MIZ (11/21)	*	16	58	3.6	-	3	13	4.3	-
vs. UGA (11/28)	*	17	53	3.1	1	4	30	7.5	-
at UK (12/5)									



**ADAM PRENTICE** **46**  
**FB / 6-0 / 245 / GR / TR**  
 Fresno, Calif.  
 (Clovis HS // Colorado State)

- 2018 Team Captain at Colorado State
- 2017, 2018, 2019 Academic All-Mountain West

**QUICK HITS**

- Part of an offense that scored six total TDs and racked up 548 total yards at Ole Miss (11/14); blocked for a rushing attack that netted 318 yards on 39 carries (8.2 avg) with five TDs
- Helped block for 100-yard rusher Kevin Harris in start at LSU (10/24)
- Had first career catch in Garnet and Black in win vs. No. 15/14 Auburn (10/17); also started for the first time at South Carolina
- Blocked for an offense that amassed 485 total yards (196 passing, 289 rushing) in 41-7 win at Vanderbilt (10/10)
- Helped block for 100-yard rusher Kevin Harris at No. 3/3 Florida (10/3)
- Made Gamecock debut vs. No. 16/21 Tennessee (9/26) but did not record any stats
- Graduate transfer who spent five seasons (2015-19) at Colorado State playing under current Gamecock offensive coordinator Mike Bobo
- Played in 37 games (14 starts) for the Rams, tallying 18 carries for 65 yards and hauling in 18 catches for 115 yards and a touchdown
- Oldest player on the Gamecocks roster this season at 23
- Graduated from Colorado State with a degree in civil engineering and is pursuing a graduate degree in the same field of study at South Carolina
- Dad, Gary, played football at UC Davis

**PRENTICE'S CAREER STATISTICS**

**–Rushing–**

Year	GP/GS	Rush	Yds	Avg	TD	Lg
2015*	-	-	-	-	-	-
2016^	-	-	-	-	-	-
2017	13/6	1	2	2.0	0	2
2018	12/6	16	62	3.9	0	8
2019	12/2	1	1	1.0	0	1
2020	9/5	-	-	-	-	-
<b>Total</b>	<b>46/19</b>	<b>18</b>	<b>65</b>	<b>3.6</b>	<b>0</b>	<b>8</b>

**–Receiving–**

Year	GP/GS	Rec	Yds	Avg	TD	Lg
2015*	-	-	-	-	-	-
2016^	-	-	-	-	-	-
2017'	13/6	7	45	6.4	1	16
2018'	12/6	4	26	6.5	0	10
2019'	12/2	7	44	6.3	0	14
2020	9/5	2	13	6.5	-	10
<b>Total</b>	<b>46/19</b>	<b>20</b>	<b>128</b>	<b>6.4</b>	<b>1</b>	<b>16</b>

- \* - Granted a redshirt season
- ^ - Granted a medical redshirt
- ' - at Colorado State

**PRENTICE'S 2020 SEASON HIGHS**

<b>Carries</b>	
<b>Yards Rushing</b>	
<b>Long Rush</b>	
<b>Rushing Touchdowns</b>	
<b>Receptions</b>	1 • 2x, last vs. Texas A&M (11/7)
<b>Receiving Yards</b>	10 • vs. Auburn (10/17)
<b>Long Reception</b>	10 • vs. Auburn (10/17)

**PRENTICE'S CAREER HIGHS**

<b>Carries</b>	*8 • vs. Utah State (11/17/18)
<b>Yards Rushing</b>	*29 • vs. Utah State (11/17/18)
<b>Long Rush</b>	*8 • at Air Force (11/22/18)
<b>Receptions</b>	*2 • 5x, last at Arkansas (9/14/19)
<b>Receiving Yards</b>	*20 • vs. Colorado (8/30/19)
<b>Long Reception</b>	*16 • at Utah State (10/7/17)
<b>Receiving Touchdowns</b>	*1 • vs. Air Force (10/28/17)

\*at Colorado State

**PRENTICE'S 2020 GAME-BY-GAME STATISTICS**

Opp.	GS	Rush	Yds	Avg	TD	Rec	Yds	Avg	TD
vs. TENN (9/26)	-	-	-	-	-	-	-	-	-
at FLA (10/3)	-	-	-	-	-	-	-	-	-
at VAN (10/10)	-	-	-	-	-	-	-	-	-
vs. AUB (10/17)	*	-	-	-	-	1	10	10.0	-
at LSU (10/24)	*	-	-	-	-	-	-	-	-
<b>BYE WEEK (10/31)</b>									
vs. TA&M (11/7)	*	-	-	-	-	1	3	3.0	-
at MISS (11/14)	*	-	-	-	-	-	-	-	-
vs. MIZ (11/21)	-	-	-	-	-	-	-	-	-
vs. UGA (11/28)	*	-	-	-	-	-	-	-	-
at UK (12/5)	-	-	-	-	-	-	-	-	-



**TREY  
ADKINS****16****WR | 5-11 | 178 | RSO | 1L**Simpsonville, S.C.  
(Hillcrest HS)**2019 SEC Academic Honor Roll****QUICK HITS**

- Hauled in his first two catches of the 2020 season vs. Missouri (11/21)
- Made 2020 season debut in 41-7 win at Vanderbilt (10/10)
- Played in four games in 2019, catching three balls for 58 yards
- Had first two catches of his career vs. App. State (11/9/19)
- Made his Gamecock debut vs. Charleston Southern (9/7/19)
- Walk-on who joined the team when the roster expanded in late August of 2018; did not see any action and redshirted initial season

**ADKINS' CAREER STATISTICS****-Receiving-**

Year	GP/GS	Rec	Yds	Avg	TD	Long
2019	4/0	3	58	19.3	-	29
2020	5/0	2	20	10.0	-	10
<b>Total</b>	<b>9/0</b>	<b>5</b>	<b>78</b>	<b>15.6</b>	<b>0</b>	<b>29</b>

**ADKINS' 2020 SEASON HIGHS**

<b>Receptions</b>	2 • vs. Missouri (11/21)
<b>Yards Receiving</b>	20 • vs. Missouri (11/21)
<b>Long Reception</b>	10 • vs. Missouri (11/21)
<b>Receiving Touchdowns</b>	

**ADKINS' CAREER HIGHS**

<b>Receptions</b>	2 • 2x, last vs. Missouri (11/21/20)
<b>Yards Receiving</b>	33 • vs. App State (11/9/19)
<b>Long Reception</b>	29 • vs. App State (11/9/19)
<b>Receiving Touchdowns</b>	

**ADKINS' 2020 GAME-BY-GAME STATISTICS**

Opp.	GS	Rec	Yds	Avg	TD	Rush	Yds	Avg	TD
vs. TENN (9/26)					-DNP-				
at FLA (10/3)					-DNP-				
at VAN (10/10)		-	-	-	-	-	-	-	-
vs. AUB (10/17)					-DNP-				
at LSU (10/24)					-DNP-				
<b>BYE WEEK (10/31)</b>									
vs. TA&M (11/7)		-	-	-	-	-	-	-	-
at MISS (11/14)		-	-	-	-	-	-	-	-
vs. MIZ (11/21)		2	20	10.0	-	-	-	-	-
vs. UGA (11/28)		-	-	-	-	-	-	-	-
at UK (12/5)									

**JALEN  
BROOKS****81****WR | 6-3 | 190 | JR | TR**Harrisburg, N.C.  
(Hickory Ridge HS // Wingate, Tarleton State)**QUICK HITS**

- Earned his third-straight start vs. No. 9 Georgia (11/28) and finished with three catches for 14 yards
- Started vs. Missouri (11/21) and matched career high with three catches
- Made first career start at Ole Miss (11/14); hauled in career-high three catches for 47 yards (15.7 avg)
- Made Gamecock debut at LSU (10/24); had one catch for three yards
- Cleared by the NCAA and deemed immediately eligible on Wednesday, Oct. 21, after sitting out the first four games of the season
- Spent the spring of 2020 at NCAA Division I-FCS school Tarleton State in Stephenville, Texas
- Played two seasons (2018-19) at NCAA Division II school Wingate in North Carolina; was named First Team All-South Atlantic Conference in 2019 after hauling in 35 passes for 751 yards (21.5 avg) and six touchdowns; had three 100-yard receiving games that season
- Caught 17 passes for 297 yards (17.5 avg) and four touchdowns in 2018

**BROOKS' CAREER STATISTICS****-Receiving-**

Year	GP/GS	Rec	Yds	Avg	TD	Lg
2020	5/3	10	89	8.9	-	27

**-Rushing-**

Year	GP/GS	Rush	Yds	Avg	TD	Lg
2020	5/3	-	-	-	-	-

**BROOKS' 2020 SEASON HIGHS**

<b>Receptions</b>	3 • 3x, last vs. Georgia (11/28)
<b>Yards Receiving</b>	47 • at Ole Miss (11/14)
<b>Long Reception</b>	27 • at Ole Miss (11/14)
<b>Receiving Touchdowns</b>	

**BROOKS' 2020 GAME-BY-GAME STATISTICS**

Opp.	GS	Rec	Yds	Avg	TD	Rush	Yds	Avg	TD
vs. TENN (9/26)					-DNP-				
at FLA (10/3)					-DNP-				
at VAN (10/10)					-DNP-				
vs. AUB (10/17)					-DNP-				
at LSU (10/24)		1	3	3.0	-	-	-	-	-
<b>BYE WEEK (10/31)</b>									
vs. TA&M (11/7)		-	-	-	-	-	-	-	-
at MISS (11/14)	*	3	47	15.7	-	-	-	-	-
vs. MIZ (11/21)	*	3	25	8.3	-	-	-	-	-
vs. UGA (11/28)	*	3	14	4.7	-	-	-	-	-
at UK (12/5)									



# DAKEREON JOYNER

5

WR / 6-1 / 202 / RSO / 1L

North Charleston, S.C.  
(Fort Dorchester HS)

- 2019 Strength & Conditioning Award
- 2019 Unselfish Teammate Award - Offense

**QUICK HITS**

- Logged two kickoff returns for 40 yards at Ole Miss (11/14)
- Had a catch for seven yards vs. No. 7/7 Texas A&M (11/7)
- Hauled in one catch for eight yards at LSU (10/24)
- Had one carry for 14 yards in win vs. No. 15/14 Auburn (10/17)
- Took a reverse 47 yards to the house in a 41-7 win at Vanderbilt (10/10)
- Made first career start at wide receiver in season-opener vs. Tennessee (9/26)
- Came off the bench to play quarterback in relief of the injured Ryan Hilinski early in the third quarter of 20-17, 2OT win at No. 3/3 Georgia (10/21/19) last season; went 6-for-12 for 39 yards and ran the ball six times for 28 yards
- Scored his first career TD, a six-yard run, vs. Charleston Southern (9/17/19)
- Primarily worked with the scout team while taking a redshirt his first year on campus in 2018; made his Gamecock debut vs. Chattanooga (11/17/18)

**JOYNER'S CAREER STATISTICS**

**-Passing-**

Year	GP/GS	C-A-I	Pct.	Yds	TD	Lg
2018*	1/0	1-2-0	50.0	1	-	1
2019	8/0	16-28-0	57.1	168	-	25
2020	9/3	-	-	-	-	-
<b>Total</b>	<b>18/3</b>	<b>17-30-0</b>	<b>56.7</b>	<b>169</b>	<b>0</b>	<b>25</b>

**-Rushing-**

Year	GP/GS	Rush	Yds	Avg	TD	Long
2018*	1/0	3	24	8.0	-	11
2019	8/0	29	107	3.7	1	41
2020	9/3	2	61	30.5	1	47T
<b>Total</b>	<b>18/3</b>	<b>34</b>	<b>192</b>	<b>5.6</b>	<b>2</b>	<b>47T</b>

**-Receiving-**

Year	GP/GS	Rec	Yds	Avg	TD	Long
2018*	1/0	0	0	-	-	-
2019	8/0	6	46	7.7	-	13
2020	9/3	3	12	4.0	-	8
<b>Total</b>	<b>18/3</b>	<b>9</b>	<b>58</b>	<b>6.4</b>	<b>0</b>	<b>13</b>

**-Kick Returns-**

Year	GP/GS	No.	Yds	Avg	TD	Long
2020	9/3	5	90	18.0	-	20

\* - Granted a redshirt season

**JOYNER'S 2020 SEASON HIGHS**

Receptions	1 • 3x, last vs. Texas A&M (11/7)
Yards Receiving	8 • at LSU (10/24)
Long Reception	8 • at LSU (10/24)
Receiving Touchdowns	
Carries	1 • 2x, last vs. Auburn (10/17)
Yards Rushing	47 • at Vanderbilt (10/10)
Long Rush	47T • at Vanderbilt (10/10)
Kickoff Returns	2 • 2x, last at Ole Miss (11/14)
Kickoff Return Yards	40 • at Ole Miss (11/14)
Long Kickoff Return	20 • at Ole Miss (11/14)

**JOYNER'S CAREER HIGHS**

Pass Completions	6 • twice, last at Georgia (10/12)
Pass Attempts	12 • at Georgia (10/12)
Passing Yards	89 • at Missouri (9/21/19)
Long Pass	25 • at Texas A&M (11/16/19)
Carries	6 • 2x, last vs. Vanderbilt (11/2/19)
Yards Rushing	53 • vs. Char. So. (9/7/19)
Long Rush	47T • at Vanderbilt (10/10/20)
Rushing Touchdowns	1 • 2x, last at Vanderbilt (10/10/20)
Receptions	2 • 2x, last vs. App. State (11/9)
Yards Receiving	17 • vs. App. State (11/9)
Long Reception	13 • vs. Alabama (9/14/19)

**JOYNER'S 2020 GAME-BY-GAME STATISTICS**

Opp.	GS	Rec	Yds	Avg	TD	Rush	Yds	Avg	TD
vs. TENN (9/26)	*	-	-	-	-	-	-	-	-
at FLA (10/3)	-	-	-	-	-	-	-	-	-
at VAN (10/10)	*	-	-	-	-	1	47	47.0	1
vs. AUB (10/17)	*	1	-3	-3.0	-	1	14	14.0	-
at LSU (10/24)	-	1	8	8.0	-	-	-	-	-
<b>BYE WEEK (10/31)</b>									
vs. TA&M (11/7)	-	1	7	7.0	-	-	-	-	-
at MISS (11/14)	-	-	-	-	-	-	-	-	-
vs. MIZ (11/21)	-	-	-	-	-	-	-	-	-
vs. UGA (11/28)	-	-	-	-	-	-	-	-	-
at UK (12/5)	-	-	-	-	-	-	-	-	-



# XAVIER LEGETTE

17

WR / 6-0 / 210 / SO / 1L

Mullins, S.C.  
(Mullins HS)

**QUICK HITS**

- Hauled in two catches for 30 yards in 41-7 win at Vanderbilt (10/10)
- Started season-opener vs. Tennessee (9/26) and had four catches for a career-high 61 yards; had career-long 42-yard catch in the third quarter
- Saw action in 11 games (three starts) as a true freshman in 2019; finished the season with nine catches for 80 yards and a touchdown
- Had a career-long kickoff return of 50 yards at Texas A&M (11/16/19)
- Had five catches for 42 yards (both career highs) vs. App. State (11/9/19)
- Made first career start in a 24-7 win vs. Vanderbilt (11/2/19); had three catches for 34 yards including a career-long 20-yard TD reception midway through the second quarter; handled kickoff return duties for the first time in Garnet and Black
- Had first career catch in 24-7 win vs. Kentucky (9/28/19)
- Played quarterback Mullins High School; also played basketball and baseball

**LEGETTE'S CAREER STATISTICS**

**-Receiving-**

Year	GP/GS	Rec	Yds	Avg	TD	Long
2019	11/3	9	80	8.9	1	20T
2020	6/6	7	113	16.1	-	42
<b>Total</b>	<b>17/9</b>	<b>16</b>	<b>193</b>	<b>12.1</b>	<b>1</b>	<b>42</b>

**-Kickoff Returns-**

Year	GP/GS	No.	Yds	Avg	TD	Long
2019	11/3	4	113	28.3	-	50
2020	6/6	-	-	-	-	-
<b>Total</b>	<b>17/9</b>	<b>4</b>	<b>113</b>	<b>28.3</b>	<b>0</b>	<b>50</b>

**LEGETTE'S 2020 SEASON HIGHS**

Receptions	4 • vs. Tennessee (9/26)
Yards Receiving	61 • vs. Tennessee (9/26)
Long Reception	42 • vs. Tennessee (9/26)
Receiving Touchdowns	
Kickoff Return Yards	
Long Kickoff Return	

**LEGETTE'S CAREER HIGHS**

Receptions	5 • vs. App. State (11/9/19)
Yards Receiving	61 • vs. Tennessee (9/26/20)
Long Reception	42 • vs. Tennessee (9/26/20)
Receiving Touchdowns	1 • vs. Vanderbilt (11/2/19)
Kickoff Return Yards	74 • at Texas A&M (11/16/19)
Long Kickoff Return	50 • at Texas A&M (11/16/19)

**LEGETTE'S 2020 GAME-BY-GAME STATISTICS**

Opp.	GS	Rec	Yds	Avg	TD	Rush	Yds	Avg	TD
vs. TENN (9/26)	*	4	61	15.3	-	-	-	-	-
at FLA (10/3)	*	1	22	22.0	-	-	-	-	-
at VAN (10/10)	*	2	30	15.0	-	-	-	-	-
vs. AUB (10/17)	*	-	-	-	-	-	-	-	-
at LSU (10/24)	*	-	-	-	-	-	-	-	-
<b>BYE WEEK (10/31)</b>									
vs. TA&M (11/7)	*	-	-	-	-	-	-	-	-
at MISS (11/14)	-	-	-	-	-	-	-	-	-
vs. MIZ (11/21)	-	-	-	-	-	-	-	-	-
vs. UGA (11/28)	-	-	-	-	-	-	-	-	-
at UK (12/5)	-	-	-	-	-	-	-	-	-





# SHI SMITH

13

WR | 5-10 | 190 | SR | 3L

Union, S.C.  
(Union County HS)

### QUICK HITS

- T-16th in the nation in receptions per game (6.8)
- Missed his first game of the season vs. No. 9 Georgia; was out with a concussion sustained in the previous game
- Had one catch vs. Missouri (11/21) and was injured on the play; did not return
- Had 10 catches for 117 yards (11.7) and a TD at Ole Miss (11/14); passed Sterling Shape and Zola Davis for fourth on the all-time receptions list
- Led team with seven catches for 64 yards vs. No. 7/7 Texas A&M (11/7); moved into seventh on the all-time receptions list at Carolina (160)
- Made two catches for 68 yards at LSU (10/24); also had one carry for four yards
- Had eight catches for 76 yards and a TD in win vs. No. 15/14 Auburn (10/17); moved into eighth on the all-time receptions list
- Recorded career-high 12 catches for 85 yards and a TD at No. 3/3 Florida (10/3); became the first player in program history to record double-digit receptions in back-to-back games
- Had big game in season-opener vs. Tennessee (9/26), leading the team with 10 catches for 140 yards; hauled in a 29-yard TD early in the second half
- Top returning receiver on the squad, moves into No. 1 slot after playing behind two of the best wideouts in school history in Bryan Edwards (2016-19) and Deebo Samuel (2015-18)
- Missed two games late (hamstring) in the 2019 season, but still managed to finish second on the team with 43 catches for 489 yards (11.4 avg) and a pair of touchdowns in 10 starts
- Had career day, leading the team with 11 catches for career-high 156 yards at Tennessee (10/26/19); had a career-long, 75-yard TD reception on the first play of the game
- Had five catches in 20-17, 2OT win at No. 3/3 Georgia (10/12/19)
- Led team with 90 yards on six receptions vs. No. 2/2 Alabama (9/14/19); caught a season-long, 31-yard touchdown pass in traffic late in the first quarter
- As a sophomore in 2018, hauled in 45 passes for 673 yards, good for a 15.0 avg, with four touchdowns in 12 games played (nine starts)

### S. SMITH'S CAREER STATISTICS

#### -Receiving-

Year	GP/GS	Rec	Yds	Avg	TD	Long
2017	12/7	29	409	14.1	3	53T
2018	12/9	45	673	15.0	4	53T
2019	10/10	43	489	11.4	2	75T
2020	8/8	54	605	11.2	4	36
<b>Total</b>	<b>42/34</b>	<b>171</b>	<b>2,176</b>	<b>12.7</b>	<b>13</b>	<b>75T</b>

#### -Kick Returns-

Year	GP/GS	No.	Yds	Avg	TD	Long
2017	12/7	5	76	15.2	0	25
2018	12/9	1	62	62.0	0	62
2019	10/10	12	263	21.9	0	60
2020	8/8	3	47	15.7	-	31
<b>Total</b>	<b>42/34</b>	<b>21</b>	<b>448</b>	<b>21.3</b>	<b>0</b>	<b>62</b>

### S. SMITH'S 2020 SEASON HIGHS

Receptions	12 • at Florida (10/3)
Yards Receiving	140 • vs. Tennessee (9/26)
Long Reception	36 • 2x, last at Ole Miss (11/14)
Receiving Touchdowns	1 • 4x, last at Ole Miss (11/14)
100-yard Receiving Games	2 • 2x, last at Ole Miss (11/14)
Kick Returns	1 • 3x, last vs. Auburn (10/17)
Kick Return Yards	31 • at Vanderbilt (10/10)
Long Kick Return	31 • at Vanderbilt (10/10)

### S. SMITH'S CAREER HIGHS

Receptions	12 • at Florida (10/3/20)
Yards Receiving	156 • at Tennessee (10/26/19)
Long Reception	75T • at Tennessee (10/26/19)
Receiving Touchdowns	1 • 13x, last at Ole Miss (11/24/20)
100-yard Receiving Games	5 • at Ole Miss (11/24/20)
Kick Returns	4 • twice, last vs. Florida (10/19/19)
Kick Return Yards	100 • vs. UNC (8/31/19)
Long Kick Return	62 • vs. Virginia (12/29/18)

### S. SMITH'S 2020 GAME-BY-GAME STATISTICS

Opp.	GS	Rec	Yds	Avg	TD	Rush	Yds	Avg	TD
vs. TENN (9/26)	*	10	140	14.0	1	2	-4	-2.0	-
at FLA (10/3)	*	12	85	7.1	1	-	-	-	-
at VAN (10/10)	*	4	46	11.5	-	1	2	2.0	-
vs. AUB (10/17)	*	8	76	9.5	1	-	-	-	-
at LSU (10/24)	*	2	68	34.0	-	1	4	4.0	-
<b>BYE WEEK (10/31)</b>									
vs. TA&M (11/7)	*	7	64	9.1	-	1	6	6.0	-
at MISS (11/14)	*	10	117	11.7	1	-	-	-	-
vs. MIZ (11/21)	*	1	9	9.0	-	-	-	-	-
vs. UGA (11/28)	-DNP concussion-								
at UK (12/5)									

### CAROLINA CAREER LEADERS

#### RECEPTIONS

1. Bryan Edwards (2016-19).....234
2. Kenny McKinley (2005-08).....207
3. Alshon Jeffery (2009-11).....183
4. Shi Smith (2017-20).....171
5. Sterling Sharpe (1983-87).....169
6. Zola Davis (1995-98).....164
7. Robert Brooks (1988-91).....156
8. Jermale Kelly (1997-00).....153
9. Deebo Samuel (2014-18).....148
10. Fred Ziegler (1967-69).....146





# JOSH VANN

6

WR / 5-10 / 185 / JR / 2L

Tucker, Ga.  
(Tucker HS)

- 2019 Most Improved Player in the Spring - Offense
- 2018-19 SEC First-Year Academic Honor Roll

**QUICK HITS**

- Logged one catch for five yards in start vs. No. 9 Georgia (11/28)
- Had two catches for 22 yards in his second start of the season vs. Missouri (11/21), hauled in season-long 16-yard catch in the second half
- Had season-high two catches for 20 yards vs. No. 7/7 Texas A&M (11/7)
- Hauled in his first TD since 2018 on a 5-yard catch late in the game at LSU (10/24)
- Made one catch for 11 yards in win vs. No. 15/14 Auburn (10/17)
- Had one catch for six yards in 41-7 win at Vanderbilt (10/10)
- Started at No. 3/3 Florida (10/3) and hauled in one catch for five yards
- Enters his third season with 37 catches for 289 yards and a touchdown in 22 career games played
- Caught a career-high 19 passes for 171 yards (9.0 avg) in nine games during the 2019 season
- Suffered a broken hand in the 24-7 win vs. Vanderbilt (11/2) and missed the final three games of the season
- Hauled in three passes for a career-high 33 yards vs. No. 9/9 Florida (10/19)
- Matched a career-high with four catches vs. No. 2/2 Alabama (9/14)

**VANN'S CAREER STATISTICS**

**—Receiving—**

Year	GP/GS	Rec	Yds	Avg	TD	Long
2018	13/1	18	118	6.6	1	16
2019	9/3	19	171	9.0	0	19
2020	9/3	10	88	8.8	1	16
<b>Total</b>	<b>31/7</b>	<b>47</b>	<b>377</b>	<b>8.0</b>	<b>2</b>	<b>19</b>

**—Rushing—**

Year	GP/GS	Rush	Yds	Avg	TD	Long
2018	13/1	1	5	5.0	0	5
2019	9/3	1	5	5.0	0	5
2020	9/3	-	-	-	-	-
<b>Total</b>	<b>31/7</b>	<b>2</b>	<b>10</b>	<b>5.0</b>	<b>0</b>	<b>5</b>

**—Punt Returns—**

Year	GP/GS	No.	Yds	Avg	TD	Long
2018	13/1	-	-	-	-	-
2019	9/3	2	24	12.0	0	22
2020	9/3	-	-	-	-	-
<b>Total</b>	<b>31/7</b>	<b>2</b>	<b>24</b>	<b>12.0</b>	<b>0</b>	<b>22</b>

**VANN'S 2020 SEASON HIGHS**

Receptions	2 • 2x, last vs. Missouri (11/21)
Yards Receiving	22 • vs. Missouri (11/21)
Long Reception	16 • vs. Missouri (11/21)
Receiving Touchdowns	1 • at LSU (10/24)
Carries	
Yards Rushing	
Long Rush	
Punt Returns	
Punt Return Yards	
Long Punt Return	

**VANN'S CAREER HIGHS**

Receptions	4 • twice, last vs. Alabama (9/14/19)
Yards Receiving	33 • vs. Florida (9/19/19)
Long Reception	19 • twice, last at Tennessee (10/26/19)
Receiving Touchdowns	1 • 2x, last at LSU (10/24/20)
Carries	1 • 2x, last vs. Vanderbilt (11/2/19)
Yards Rushing	5 • 2x, last vs. Vanderbilt (11/2/19)
Long Rush	5 • 2x, last vs. Vanderbilt (11/2/19)
Punt Returns	2 • vs. Char. So. (9/7/19)
Punt Return Yards	24 • vs. Char. So. (9/7/19)
Long Punt Return	22 • vs. Char. So. (9/7/19)

**VANN'S 2020 GAME-BY-GAME STATISTICS**

Opp.	GS	Rec	Yds	Avg	TD	Rush	Yds	Avg	TD
vs. TENN (9/26)	-	-	-	-	-	-	-	-	-
at FLA (10/3)	*	1	5	5.0	-	-	-	-	-
at VAN (10/10)	-	1	6	6.0	-	-	-	-	-
vs. AUB (10/17)	-	1	11	11.0	-	-	-	-	-
at LSU (10/24)	-	1	5	5.0	1	-	-	-	-
BYE WEEK (10/31)	-	-	-	-	-	-	-	-	-
vs. TA&M (11/7)	-	2	20	10.0	-	-	-	-	-
at MISS (11/14)	-	1	14	14.0	-	-	-	-	-
vs. MIZ (11/21)	*	2	22	11.0	-	-	-	-	-
vs. UGA (11/28)	*	1	5	5.0	-	-	-	-	-
at UK (12/5)	-	-	-	-	-	-	-	-	-



**JAHEIM  
BELL****23****TE | 6-2 | 230 | FR | HS**Lake City, Fla.  
(Valdosta HS)**QUICK HITS**

- Hauled in first career catch, a 29-yarder, at Ole Miss (11/14)
- Made his Gamecock debut vs. No. 7/7 Texas A&M (11/7)
- Played both ways in high school
- Senior season was cut short due to an ACL injury
- Hauled in 52 catches for 770 yards as a junior

**BELL'S CAREER STATISTICS**

Year	GP/GS	Rec	Yds	Avg	TD	Long
2020	4/0	1	29	29.0	-	29

**BELL'S 2020 SEASON HIGHS**

<b>Receptions</b>	1 • at Ole Miss (11/14)
<b>Yards Receiving</b>	29 • at Ole Miss (11/14)
<b>Long Reception</b>	29 • at Ole Miss (11/14)
<b>Receiving Touchdowns</b>	

**BELL'S 2020 GAME-BY-GAME STATISTICS**

Opp.	GS	Rec	Yds	Avg	TD	Rush	Yds	Avg	TD
vs. TENN (9/26)					-DNP-				
at FLA (10/3)					-DNP-				
at VAN (10/10)					-DNP-				
vs. AUB (10/17)					-DNP-				
at LSU (10/24)					-DNP-				
<b>BYE WEEK (10/31)</b>									
vs. TA&M (11/7)									
at MISS (11/14)		1	29	29.0					
vs. MIZ (11/21)									
vs. UGA (11/28)									
at UK (12/5)									

**TRAEVON  
KENION****12****TE | 6-3 | 240 | FR | RS**Monroe, N.C.  
(Wake Forest HS)

## • 2019 SEC Academic Honor Roll

**QUICK HITS**

- Saw first action of the 2020 season vs. Missouri (11/21)
- Redshirted initial collegiate season in 2019 after appearing in just three games
- Made Gamecock debut vs. Charleston Southern (9/7/19)

**KENION'S CAREER STATISTICS**

Year	GP/GS	Rec	Yds	Avg	TD	Long
2019*	3/0	-	-	-	-	-
2020	2/0	-	-	-	-	-
<b>Total</b>	<b>5/0</b>	<b>0</b>	<b>0</b>	<b>0.0</b>	<b>0</b>	<b>0</b>

\* - Granted a redshirt season

**KENION'S 2020 SEASON HIGHS**

<b>Receptions</b>	
<b>Yards Receiving</b>	
<b>Long Reception</b>	
<b>Receiving Touchdowns</b>	

**KENION'S CAREER HIGHS**

<b>Receptions</b>	
<b>Yards Receiving</b>	
<b>Long Reception</b>	
<b>Receiving Touchdowns</b>	

**KENION'S 2020 GAME-BY-GAME STATISTICS**

Opp.	GS	Rec	Yds	Avg	TD	Rush	Yds	Avg	TD
vs. TENN (9/26)					-DNP-				
at FLA (10/3)					-DNP-				
at VAN (10/10)					-DNP-				
vs. AUB (10/17)					-DNP-				
at LSU (10/24)					-DNP-				
<b>BYE WEEK (10/31)</b>									
vs. TA&M (11/7)					-DNP-				
at MISS (11/14)					-DNP-				
vs. MIZ (11/21)									
vs. UGA (11/28)									
at UK (12/5)									



# NICK MUSE

9

TE | 6-4 | 250 | SR | 1L

Belmont, N.C.  
(South Point HS // William & Mary)

- 2020 John Mackey Award Preseason Watch List
- 2019 SEC Academic Honor Roll

**QUICK HITS**

- Had best game of his career at South Carolina, leading the team with eight catches for 131 yards (both career highs); hauled in a season-long, 35-yard catch and his first career TD as a Gamecock early in the fourth quarter
- Led the team with six catches (career high at Carolina) for 67 yards vs. Missouri (11/21)
- Had two catches for 29 yards in win vs. No. 15/14 Auburn (10/17)
- Led team with five catches for 85 yards (career high yards at Carolina) in 41-7 win at Vanderbilt (10/10)
- Had two catches for 21 yards in start at No. 3/3 Florida (10/3)
- Started season-opener vs. Tennessee (9/26) and had four catches for 50 yards
- Appeared in eight games in 2019, hauling in 17 catches for 158 yards (9.3 avg)
- Tore his ACL in the first quarter of a 24-7 win vs. Vanderbilt (11/2/19), ending his first season in Garnet and Black early
- Had three catches for a season-high 31 yards, including two on key third down conversions, in a 20-17, 2OT win at No. 3/3 Georgia (10/12/19)
- Started first career game and helped block for rushing attack that tallied 247 yards on 47 attempts (5.4 avg) in a 24-7 win vs. Kentucky (9/28)
- Made his South Carolina debut, catching two passes for 22 yards in a 72-10 win vs. Charleston Southern (9/7)
- Played two seasons at William & Mary, appearing in 13 games (four starts) and recording 34 catches for 508 yards (14.9 avg) with a pair of touchdowns
- Older brother, Tanner, plays for the Las Vegas Raiders

**MUSE'S CAREER STATISTICS**

Year	GP/GS	Rec	Yds	Avg	TD	Long
2017*	6/1	4	55	13.8	1	30
2018*	7/3	30	453	15.1	1	71
2019	8/1	17	158	9.3	-	21
2020	9/9	30	425	14.2	1	35
<b>Total</b>	<b>30/14</b>	<b>81</b>	<b>1,091</b>	<b>13.5</b>	<b>3</b>	<b>71</b>

\* - at William & Mary

**MUSE'S 2020 SEASON HIGHS**

<b>Receptions</b>	8 • vs. Georgia (11/28)
<b>Yards Receiving</b>	131 • vs. Georgia (11/28)
<b>Long Reception</b>	35 • vs. Georgia (11/28)
<b>Receiving Touchdowns</b>	1 • vs. Georgia (11/28)

**MUSE'S CAREER HIGHS**

<b>Receptions</b>	8 • 2x, last vs. Georgia (11/28/20) *vs. Maine (10/20/18)
<b>Yards Receiving</b>	131 • vs. Georgia (11/28/20)
<b>Long Reception</b>	*71 • at Virginia Tech (9/8/18)
<b>Receiving Touchdowns</b>	1 • 3x, last vs. Georgia (11/28/20)

\* - at William & Mary

**MUSE'S 2020 GAME-BY-GAME STATISTICS**

Opp.	GS	Rec	Yds	Avg	TD	Rush	Yds	Avg	TD
vs. TENN (9/26)	*	4	50	12.5	-	-	-	-	-
at FLA (10/3)	*	2	21	10.5	-	-	-	-	-
at VAN (10/10)	*	5	85	17.0	-	-	-	-	-
vs. AUB (10/17)	*	2	29	14.5	-	-	-	-	-
at LSU (10/24)	*	1	17	17.0	-	-	-	-	-
<b>BYE WEEK (10/31)</b>									
vs. TA&M (11/7)	*	1	6	6.0	-	-	-	-	-
at MISS (11/14)	*	1	19	19.0	-	-	-	-	-
vs. MIZ (11/21)	*	6	67	11.2	-	-	-	-	-
vs. UGA (11/28)	*	8	131	16.4	1	-	-	-	-
at UK (12/5)									



# WILL REGISTER

88

TE | 6-4 | 245 | RJR | 1L

Chapin, S.C.  
(Chapin HS)

- 2017, 2018, 2019 SEC Academic Honor Roll

**QUICK HITS**

- Has played in all nine games of the 2020 season, but has not recorded any stats
- Played in all 12 games in 2019 but did not record any stats; contributed mostly on special teams
- Hauled in his first career catch for nine yards vs. Chattanooga (11/17/18)
- Made his Gamecock debut in the 2018 opener vs. Coastal Carolina (9/1/18)
- A local product, was the first player to commit to the Gamecocks in the 2017 signing class

**REGISTER'S CAREER STATISTICS**

Year	GP/GS	Rec	Yds	Avg	TD	Long
2017*	-	-	-	-	-	-
2018	4/0	1	9	9.0	-	9
2019	12/0	-	-	-	-	-
2020	9/0	-	-	-	-	-
<b>Total</b>	<b>25/0</b>	<b>1</b>	<b>9</b>	<b>9.0</b>	<b>0</b>	<b>9</b>

\* - Granted a redshirt season

**REGISTER'S 2020 SEASON HIGHS**

<b>Receptions</b>	
<b>Yards Receiving</b>	
<b>Long Reception</b>	
<b>Receiving Touchdowns</b>	

**REGISTER'S CAREER HIGHS**

<b>Receptions</b>	1 • vs. Chattanooga (11/17/18)
<b>Yards Receiving</b>	9 • vs. Chattanooga (11/17/18)
<b>Long Reception</b>	9 • vs. Chattanooga (11/17/18)
<b>Receiving Touchdowns</b>	

**REGISTER'S 2020 GAME-BY-GAME STATISTICS**

Opp.	GS	Rec	Yds	Avg	TD	Rush	Yds	Avg	TD
vs. TENN (9/26)	-	-	-	-	-	-	-	-	-
at FLA (10/3)	-	-	-	-	-	-	-	-	-
at VAN (10/10)	-	-	-	-	-	-	-	-	-
vs. AUB (10/17)	-	-	-	-	-	-	-	-	-
at LSU (10/24)	-	-	-	-	-	-	-	-	-
<b>BYE WEEK (10/31)</b>									
vs. TA&M (11/7)	-	-	-	-	-	-	-	-	-
at MISS (11/14)	-	-	-	-	-	-	-	-	-
vs. MIZ (11/21)	-	-	-	-	-	-	-	-	-
vs. UGA (11/28)	-	-	-	-	-	-	-	-	-
at UK (12/5)									

**ERIC DOUGLAS****71****OL | 6-4 | 315 | RJR | 2L**Charlotte, N.C.  
(Mallard Creek HS)

- 2019 Co-Most Improved Player in the Spring - Offense
- 2017, 2018, 2019 SEC Academic Honor Roll
- 2017 Offensive Scout Team Award

**QUICK HITS**

- Started at center and was part of an offense that scored six total TDs and racked up 548 total yards at Ole Miss (11/14); blocked for a rushing attack that netted 318 yards on 39 carries (8.2 avg) with five TDs
- Started at center vs. No. 7/7 Texas A&M
- Started and blocked for 100-yard rusher Kevin Harris at LSU (10/24)
- Got starting nod at center and was part of OL that gave up just one sack in 30-22 comeback win vs. No. 15/14 Auburn (10/17); offense had three rushing TDs
- Started at center and blocked for an offense that amassed 485 total yards (196 passing, 289 rushing) in 41-7 win at Vanderbilt (10/10)
- Started at center and helped block for 100-yard rusher Kevin Harris at No. 3/3 Florida (10/3)
- Made first career start at center in opener vs. No. 16/21 Tennessee (9/26)
- Won the starting center job in fall camp
- Played in nine games (one start) in the 2019 season
- Made first career start at right guard in the season-opener vs. UNC (8/31/19)
- Saw action in 12 games in 2018, primarily on Carolina's kickoff return team
- Redshirted his initial collegiate season in 2017

**DOUGLAS' CAREER STATISTICS**GP/GS: 2018: 12/0 | 2019: 9/1 | 2020: 9/9 **Total: 30/10****JOVAUGH GWYN****54****OL | 6-2 | 295 | RSO | 1L**Charlotte, N.C.  
(Harding University HS)**2018, 2019 SEC Academic Honor Roll****QUICK HITS**

- Started at right guard and was part of an offense that scored six total TDs and racked up 548 total yards at Ole Miss (11/14); blocked for a rushing attack that netted 318 yards on 39 carries (8.2 avg) with five TDs
- Started at right guard vs. No. 7/7 Texas A&M
- Started and blocked for 100-yard rusher Kevin Harris at LSU (10/24)
- Was part of OL that gave up just one sack in 30-22 win vs. No. 15/14 Auburn (10/17); offense had three rushing TDs in the game
- Blocked for an offense that amassed 485 total yards (196 passing, 289 rushing) in 41-7 win at Vanderbilt (10/10)
- Earned starting nod at right guard and helped block for 100-yard rusher Kevin Harris at No. 3/3 Florida (10/3)
- Started at right guard in opener vs. No. 16/21 Tennessee (9/26)
- Played in all 12 games in 2019, making 11 starts
- Part of an offensive line that did not allow a sack in a 20-17, 2OT win at No. 3/3 Georgia (10/12/19)
- Earned first career start at right guard in a 72-10 win vs. Charleston Southern (9/7/19); blocked for an offense that set school records for total yards (775) and rushing yards (493)
- Made his Carolina debut in 2018 season-opening win vs. Coastal Carolina (9/1/18); suffered a foot injury in the game that required surgery, forcing him to sit out most of the season take a redshirt year

**GWYN'S CAREER STATISTICS**GP/GS: \*2018: 1/0 | 2019: 12/11 | 2020: 9/9 **Total: 22/20**

\* - Granted a redshirt season

**SADARIUS HUTCHERSON****50****OL | 6-4 | 320 | RSR | 3L**Huntingdon, Tenn.  
(Huntingdon HS)

- SEC Offensive Lineman of the Week - 10/12/20
- 2020 Second Team Preseason All-SEC (Coaches)
- 2020 Outland Trophy Preseason Watch List
- 2018 Joe Morrison Co-Offensive Player of the Spring
- 2016, 2019 SEC Academic Honor Roll

**QUICK HITS**

- Has started 35-straight games for the Gamecocks
- Part of an offense that scored six total TDs and racked up 548 total yards at Ole Miss (11/14); blocked for a rushing attack that netted 318 yards on 39 carries (8.2 avg) with five TDs
- Started at left guard vs. No. 7/7 Texas A&M
- Started and blocked for 100-yard rusher Kevin Harris at LSU (10/24)
- Was part of OL that gave up just one sack in 30-22 comeback win vs. No. 15/14 Auburn (10/17); offense had three rushing TDs in the game
- Blocked for an offense that amassed 485 total yards (196 passing, 289 rushing) in 41-7 win at Vanderbilt (10/10)
- Started at left guard and helped block for 100-yard rusher Kevin Harris at No. 3/3 Florida (10/3)
- Started at left guard in opener vs. No. 16/21 Tennessee (9/26)
- Started all 12 games during the 2019 season, the first 11 at left tackle and the final game vs. Clemson (11/30/19) at left guard
- Part of an offensive line that did not allow a sack in a 20-17, 2OT win at No. 3/3 Georgia (10/12/19)
- Started at left tackle in 72-10 win vs. Charleston Southern (9/7/19); blocked for an offense that set school records for total yards (775) and rushing yards (493)
- Started at guard every game in 2018, making 11 starts at right guard and one start at left guard vs. Virginia (12/29/18) in the Belk Bowl
- Saw action in 10 games with four starts his redshirt freshman season in 2017
- Made his collegiate debut vs. La. Tech (9/23/17) and started for the first time at Texas A&M (9/30/17)
- Redshirted initial collegiate season in 2016

**HUTCHERSON CAREER STATISTICS**GP/GS: 2017: 10/4 | 2018: 13/13 | 2019: 12/12 | 2020: 9/9 **Total: 44/38****VERSHON LEE****77****OL | 6-3 | 313 | FR | HS**Woodbridge, Va.  
(Freedom HS)**QUICK HITS**

- Earned first career start at right tackle and blocked for an offense that amassed 485 total yards (196 passing, 289 rushing) in 41-7 win at Vanderbilt (10/10)
- Saw action at right tackle in second half at No. 3/3 Florida (10/3); helped block for 100-yard rusher Kevin Harris
- Made Gamecock debut vs. Tennessee (9/26), seeing time at right tackle
- Enrolled in Jan. and went through abbreviated spring drills with the team
- Earned all-state honors and named first team all-district on both the offensive and defensive lines
- Also was an all-district basketball player in high school

**LEE'S CAREER STATISTICS**GP/GS: 2020: 3/1 **Total: 3/1**



**JAKAI MOORE** **55**  
**OL | 6-5 | 305 | FR | RS**  
 Nokesville, Va.  
 (Patriot HS)

**2019 SEC Academic Honor Roll**

**QUICK HITS**

- Made first career start at left tackle and was part of an offense that scored six total TDs and racked up 548 total yards at Ole Miss (11/14); blocked for a rushing attack that netted 318 yards on 39 carries (8.2 avg) with five TDs
- Saw significant time at right tackle and blocked for an offense that amassed 485 total yards (196 passing, 289 rushing) in 41-7 win at Vanderbilt (10/10)
- Earned second-straight start at right tackle at No. 3/3 Florida (10/3) and helped block for 100-yard rusher Kevin Harris
- Started at right tackle in opener vs. No. 16/21 Tennessee (9/26)
- Played in three games as true freshman in 2019 making a pair of starts
- Made first career start at right tackle vs. Vanderbilt (11/2/19) and was part of an offensive line that blocked for 440 yards of offense, including 205 rushing yards

**MOORE'S CAREER STATISTICS**

**GP/GS:** \*2019: 3/2 | 2020: 7/5 **Total:** 10/7



**JAYLEN NICHOLS** **52**  
**OL | 6-5 | 315 | SO | 1L**  
 Charlotte, N.C.  
 (Myers Park HS)

**QUICK HITS**

- Played in five games as a true freshman in 2019, making four starts at right tackle
- Part of an offensive line that did not allow a sack in a 20-17, 2OT win at No. 3/3 Georgia (10/12/19)
- Made first career start at right tackle and blocked for rushing attack that tallied 247 yards on 47 attempts (5.4 avg) in 24-7 win vs. Kentucky (9/28/19)

**NICHOLS' CAREER STATISTICS**

**GP/GS:** 2019: 5/4 | 2020: 8/0 **Total:** 13/4



**JORDAN RHODES** **76**  
**OL/DL | 6-4 | 325 | RJR | 1L**  
 Fairburn, Ga.  
 (Creekside HS)

- 2017 2018, 2019 SEC Academic Honor Roll

**QUICK HITS**

- Played in short yardage situations on the defensive line vs. No. 9 Georgia (11/28)
- Saw action at left guard in second half at No. 3/3 Florida (10/3); helped block for 100-yard rusher Kevin Harris
- Played in all 12 games as a redshirt sophomore, making 10 starts at left guard
- Earned first career start at left guard in a 72-10 win vs. Charleston Southern (9/7/19); blocked for an offense that set school records for total yards (775) and rushing yards (493)
- Appeared in four games as redshirt freshman in 2018
- Did not play football until his junior year of high school; played basketball growing up

**RHODES' CAREER STATISTICS**

**GP/GS:** \*2017: 0/0 | 2018: 4/0 | 2019: 12/10 | 2020: 4/0 **Total:** 20/10

\* - Granted a redshirt season



**JAZSTON TURNTINE** **75**  
**OL | 6-7 | 330 | JR | TR**  
 Ellenwood, Ga.  
 (Stockbridge HS // Hutchinson CC)

**QUICK HITS**

- Started at LT vs. No. 7/7 Texas A&M
- Started at LT and blocked for 100-yard rusher Kevin Harris at LSU (10/24)
- Made first career start at LT and was part of OL that gave up just one sack in 30-22 comeback win vs. No. 15/14 Auburn (10/17); offense had three rushing TDs in the game
- Made his Gamecock debut in the season-opener vs. No. 16/21 Tennessee (9/26)
- Junior college transfer who enrolled early back in January
- Played two seasons at Hutchinson Community College in Kansas
- Two-year starter at offensive tackle for the Blue Dragons; earned second team All-America honors his final season in 2019

**TURNTINE'S CAREER STATISTICS**

**GP/GS:** 2020: 6/3 **Total:** 6/3



**DYLAN WONNUM** **79**  
**OL | 6-5 | 310 | JR | 2L**  
 Tucker, Ga.  
 (Tucker HS)

- 2020 Wuerffel Trophy Nominee
- 2018 First Team Freshman All-American (247Sports)
- 2018 SEC All-Freshman Team (Coaches)
- 2018, 2019 SEC Academic Honor Roll

**QUICK HITS**

- Started at right tackle and was part of an offense that scored six total TDs and racked up 548 total yards at Ole Miss (11/14); blocked for a rushing attack that netted 318 yards on 39 carries (8.2 avg) with five TDs
- Started at RT vs. No. 7/7 Texas A&M (11/7)
- Started at RT and blocked for 100-yard rusher Kevin Harris at LSU (10/24)
- Started at RT and was part of OL that gave up just one sack in 30-22 comeback win vs. No. 15/14 Auburn (10/17); offense had three rushing TDs in the game
- Blocked for an offense that amassed 485 total yards (196 passing, 289 rushing) in 41-7 win at Vanderbilt (10/10)
- Helped block for 100-yard rusher Kevin Harris at No. 3/3 Florida (10/3) in start at left tackler
- Started at left tackle in opener vs. No. 16/21 Tennessee (9/26)
- Started all seven games he played in during the 2019 season; missed five games due to an ankle injury
- Earned the starting nod at left tackle for the first time in his career vs. No. 3/3 Clemson (11/30/19)
- True freshman who played in nine games making seven starts at the right tackle spot in 2018
- Made his first-career start at right tackle in a win vs. Tennessee (10/27/18), becoming the second true freshman to start for the Gamecocks in 2018
- Made his collegiate debut in the win over Coastal Carolina (9/1/18)
- Younger brother of former Gamecock and current Minnesota Viking, D.J. Wonnum

**D. WONNUM'S CAREER STATISTICS**

**GP/GS:** 2018: 9/7 | 2019: 7/7 | 2020: 9/9 **Total:** 25/23

**JORDAN BURCH****3****B/S | 6-6 | 275 | FR | HS**Columbia, S.C.  
(Hammond School)

- Under Armour All-American (team captain in the game)
- USA TODAY First Team All-American

**QUICK HITS**

- Matched career high with five tackles at LSU (10/24)
- Had career-high five tackles and recorded his first career fumble recovery in 41-7 win at Vanderbilt (10/10)
- Tallied two tackles and 1.0 tackle for loss at No. 3/3 Florida (10/3)
- Had a tackle for loss in his Gamecock debut vs. No. 16/21 Tennessee (9/26)
- Consensus five-star prospect, is the highest ranked recruit signed by South Carolina since Jadeveon Clowney was the No. 1 player overall in 2011
- Top-ranked player in the state and the No. 2 defensive tackle (No. 8 overall) in the country by 247Sports; rated No. 4 overall in the ESPN300
- Helped the Hammond Skyhawks to their third-straight SCISA 3A title in 2019
- Coached by former Gamecock quarterback Erik Kimrey
- Also a standout basketball player
- High school teammates with fellow Gamecock Alex Huntley

**BURCH'S CAREER STATISTICS**

Year	GP/GS	UT	AT	TT	TFL	QBS	INT	PBU	QBH	FF	FR
2020	8/0	9	10	19	2.5-7	-	-	-	-	-	1

**BURCH'S 2020 SEASON HIGHS****Tackles** 5 • 2x, last at LSU (10/24)**Tackles for Loss** 1.0 • 2x, last at Florida (10/3)**Sacks****QB Hurries****Fumble Recoveries** 1 • at Vanderbilt (10/10)**BURCH'S 2020 GAME-BY-GAME STATISTICS**

Opp.	GS	UT	AT	TT	TFL	QBS	Misc.
vs. TENN (9/26)		1	0	1	1.0-3	-	-
at FLA (10/3)		2	0	2	1.0-4	-	-
at VAN (10/10)		3	2	5	-	-	1 FR
vs. AUB (10/17)		0	2	2	-	-	-
at LSU (10/24)		2	3	5	0.5-0	-	-

**BYE WEEK (10/31)**

vs. TA&amp;M (11/7) 1 2 3 - - -

at MISS (11/14) 0 1 1 - - -

vs. MIZ (11/21) - - - - - -

vs. UGA (11/28) - - - -DNP injury-

at UK (12/5)

**JABARI ELLIS****99****DL | 6-3 | 285 | RSR | 1L**Vance, S.C.  
(Lake Marion HS // Georgia Military)**QUICK HITS**

- Started at defensive tackle and finished with a career-high 10 tackles; had a tackle for loss and his first career QB hurry
- Had two tackles in 41-7 win at Vanderbilt (10/10)
- Credited with a 0.5 sack at No. 3/3 Florida (10/3), his first of the season
- Started at defensive tackle in opener vs. No. 16/21 Tennessee (9/26) and had three tackles, one for a loss (tied career-high)
- Appeared in eight games as a redshirt junior in 2019; had seven tackles and one pass breakup
- Earned his first career start in the season finale vs. No. 3/3 Clemson (11/30/19); tallied a career-high four tackles and played more snaps (59) than he had the previous seven games combined (54)
- Played in four games his first season in Garnet and Black in 2019
- In two seasons at Georgia Military Academy (Milledgeville, Ga.), logged 36 tackles, 13.0 tackles for loss and 4.0 sacks

**ELLIS' CAREER STATISTICS**

Year	GP/GS	UT	AT	TT	TFL	QBS	INT	PBU	QBH	FF	FR
2018*	4/0	2	4	6	1.5-4	1.0-3	-	-	-	-	-
2019	8/1	6	1	7	-	-	-	1	-	-	-
2020	9/8	9	15	24	3.0-8	0.5-1	-	-	2	-	-
<b>Total</b>	<b>21/9</b>	<b>17</b>	<b>20</b>	<b>37</b>	<b>4.5-12</b>	<b>1.5-4</b>	<b>0</b>	<b>1</b>	<b>2</b>	<b>0</b>	<b>0</b>

\* - Granted a redshirt season

**ELLIS' 2020 SEASON HIGHS****Tackles** 10 • at Ole Miss (11/14)**Tackles for Loss** 1.0 • 2x, last at Ole Miss (11/14)**Sacks** 0.5 • at Florida (10/3)**QB Hurries** 1 • 2x, last vs. Georgia (11/28)**ELLIS' CAREER HIGHS****Tackles** 10 • at Ole Miss (11/14/20)**Tackles for Loss** 1.0 • 3x, last at Ole Miss (11/14/20)**Sacks** 1.0 • vs. Virginia (12/29/18)**QB Hurries** 1 • 2x, last vs. Georgia (11/28/20)**ELLIS' 2020 GAME-BY-GAME STATISTICS**

Opp.	GS	UT	AT	TT	TFL	QBS	Misc.
vs. TENN (9/26)	*	2	1	3	1.0-3	-	-
at FLA (10/3)	*	0	2	2	0.5-1	0.5-1	-
at VAN (10/10)	*	0	2	2	0.5-3	-	-
vs. AUB (10/17)	*	0	1	1	-	-	-
at LSU (10/24)		0	1	1	-	-	-

**BYE WEEK (10/31)**

vs. TA&amp;M (11/7) \* 1 0 1 - - -

at MISS (11/14) \* 3 7 10 1.0-1 - 1 QBH

vs. MIZ (11/21) \* 1 0 1 - - -

vs. UGA (11/28) \* 2 1 3 - - 1 QBH

at UK (12/5)



# KINGSLEY (JJ) ENAGBARE 52

**DL | 6-4 | 270 | JR | 2L**

Atlanta, Ga.  
(Hapeville Charter Academy)

**QUICK HITS**

- Leads the SEC (T-20th nationally) with 6.0 sacks and three forced fumbles (T-1st nationally)
- Missed his first game of the season vs. No. 9 Georgia (11/28)
- Notched six tackles, a sack and forced fumble at Ole Miss (11/14)
- Logged two tackles, a sack and two QBHs in win vs. No. 15/14 Auburn (10/17)
- Had one tackle, a sack and a forced fumble in 41-7 win at Vanderbilt (10/10)
- Started opener vs. No. 16/21 Tennessee (9/26) at BUCK and had huge game with career-high nine tackles, 2.5 tackles for loss, 2.0 sacks and a forced fumble
- Played in all 12 games (one start) as a sophomore in 2019, finishing the season with 27 tackles, 7.0 tackles for loss and 3.5 sacks
- Had four tackles, two QB hurries and a career-high 1.5 sacks at Texas A&M (11/16/19)
- Tallied first sack of the year in a 20-17, 2OT win at No. 3/3 Georgia (10/12/19)
- Matched career highs with six tackles (all solo) and 2.0 tackles for loss at Missouri (9/21/19)
- Had one tackle and a quarterback hurry vs. No. 2/2 Alabama (9/14) and was part of a defense that held the Crimson Tide under 100 yards rushing for the first time since 2014
- Made first career start in a 72-10 win vs. Charleston Southern (9/7/19)
- Saw action in 12 games as a freshman, collecting 20 tackles with 3.0 tackles for loss and a sack
- Posted career-highs for tackles (6) and tackles for loss (2.0) in a late-season win vs. Akron (12/1/18); also had first career sack in the game

**ENAGBARE'S CAREER STATISTICS**

Year	GP/GS	UT	AT	TT	TFL	QBS	INT	PBU	QBH	FF	FR
2018	12/0	12	8	20	3.0-11	1.0-7	-	2	3	-	-
2019	12/1	16	11	27	7.0-32	3.5-18	-	-	3	-	-
2020	8/8	16	14	30	7.0-42	6.0-40	-	-	2	3	-
<b>Total</b>	<b>32/9</b>	<b>44</b>	<b>33</b>	<b>77</b>	<b>17.0-85</b>	<b>10.5-65</b>	<b>0</b>	<b>2</b>	<b>8</b>	<b>3</b>	<b>0</b>

**ENAGBARE'S 2020 SEASON HIGHS**

<b>Tackles</b>	9 • vs. Tennessee (9/26)
<b>Tackles for Loss</b>	2.5 • vs. Tennessee (9/26)
<b>Sacks</b>	2.0 • vs. Tennessee (9/26)
<b>QB Hurries</b>	2 • vs. Auburn (10/17)
<b>Forced Fumbles</b>	1 • 3x, last at Ole Miss (11/14)
<b>Pass Breakups</b>	

**ENAGBARE'S CAREER HIGHS**

<b>Tackles</b>	9 • vs. Tennessee (9/26/20)
<b>Tackles for Loss</b>	2.5 • vs. Tennessee (9/26/20)
<b>Sacks</b>	2.0 • vs. Tennessee (9/26/20)
<b>QB Hurries</b>	3 • vs. Akron (12/1/18)
<b>Forced Fumbles</b>	1 • 3x, last at Ole Miss (11/14/20)
<b>Pass Breakups</b>	2 • vs. Chattanooga (11/17/18)
<b>Blocked PATs</b>	1 • vs. Chattanooga (11/17/18)

**ENAGBARE'S 2020 GAME-BY-GAME STATISTICS**

Opp.	GS	UT	AT	TT	TFL	QBS	Misc.
<b>vs. TENN (9/26)</b>	*	5	4	9	2.5-15	2.0-13	1 FF
at FLA (10/3)	*	2	1	3	-	-	-
at VAN (10/10)	*	1	0	1	1.0-10	1.0-10	1 FF
<b>vs. AUB (10/17)</b>	*	2	0	2	1.0-6	1.0-6	2 QBH
at LSU (10/24)	*	0	4	4	-	-	-
<b>BYE WEEK (10/31)</b>							
<b>vs. TA&amp;M (11/7)</b>	*	1	1	2	0.5-0	-	-
at MISS (11/14)	*	3	3	6	1.0-4	1.0-4	1 FF
<b>vs. MIZ (11/21)</b>	*	2	1	3	1.0-7	1.0-7	-
<b>vs. UGA (11/28)</b>					-DNP-		
at UK (12/5)							



# TONKA HEMINGWAY 91

**DE | 6-3 | 265 | FR | HS**

Conway, S.C.  
(Conway HS)

**QUICK HITS**

- Had a pair of tackles vs. No. 9 Georgia (11/28)
- Logged career-high four tackles vs. No. 7/7 Texas A&M (11/7)
- Started at LSU (10/24) and had two tackles and first career tackle for loss
- Made his first career start at South Carolina in win vs. No. 15/14 Auburn (10/17) and finished with one PBU and one QBH
- Had first career tackle and first career forced fumble at No. 3/3 Florida (10/3)
- Made Gamecock debut vs. No. 16/21 Tennessee (9/26); tallied one PBU
- Highly-touted, in-state player who was ranked No. 184 in the ESPN 300
- Played on both sides of the ball in high school and finished his career with 92 tackles, 24.0 tackles for loss and 4.0 sacks; also served as the team's punter
- Three-time, first team all-state selection by *USA TODAY*, playing in the Shrine Bowl of the Carolinas in 2019
- Was one of just six finalists nationally for the 29th Annual Watkins Award given by The National Alliance of African American Athletes to the top African American male HS scholar-athlete
- Also played basketball and baseball for the Conway Tigers; was a first team all-state selection after averaging 20.0 points per game
- Older brother Junior played college ball at Michigan and three seasons in the NFL for the Kansas City Chiefs

**HEMINGWAY'S CAREER STATISTICS**

Year	GP/GS	UT	AT	TT	TFL	QBS	INT	PBU	QBH	FF	FR
2020	9/2	9	2	11	1.0-2	-	-	2	1	1	-

**HEMINGWAY'S 2020 SEASON HIGHS**

<b>Tackles</b>	4 • vs. Texas A&M (11/7)
<b>Tackles for Loss</b>	1.0 • at LSU (10/24)
<b>Sacks</b>	
<b>QB Hurries</b>	1 • vs. Auburn (10/17)
<b>Forced Fumbles</b>	1 • at Florida (10/3)
<b>Pass Breakups</b>	1 • 2x, last vs. Auburn (10/17)

**HEMINGWAY'S 2020 GAME-BY-GAME STATISTICS**

Opp.	GS	UT	AT	TT	TFL	QBS	Misc.
<b>vs. TENN (9/26)</b>							1 PBU
at FLA (10/3)		1	0	1	-	-	1 FF
at VAN (10/10)							-
<b>vs. AUB (10/17)</b>	*						1 PBU, 1QBH
at LSU (10/24)	*	2	0	2	1.0-2	-	-
<b>BYE WEEK (10/31)</b>							
<b>vs. TA&amp;M (11/7)</b>		3	1	4	-	-	-
at MISS (11/14)		1	1	2	-	-	-
<b>vs. MIZ (11/21)</b>		1	0	1	-	-	-
<b>vs. UGA (11/28)</b>		2	0	2	-	-	-
at UK (12/5)							



**ZACCH  
PICKENS****6****DL | 6-3 | 300 | SO | 1L**Anderson, S.C.  
(T.L. Hanna HS)

- 2019 Freshman Honorable Mention All-American (PFF)
- 2019 SEC All-Freshman Team (Coaches)
- 2019 SEC Academic Honor Roll

**QUICK HITS**

- Started vs. No. 9 Georgia (11/28) and finished with three tackles, including his first career sack
- Set new career high with eight tackles at Ole Miss (11/14)
- Had six tackles vs. No. 7/7 Texas A&M (11/7)
- Started at LSU (10/24) and had five tackles
- Made first career start in 41-7 win at Vanderbilt (10/10) and had a tackle for loss, the first of his career
- Was active with five tackles in season opener vs. No. 16/21 Tennessee (9/26)
- Played in all 12 games as a true freshman in 2019, finishing with 16 tackles and a QB hurry
- Made Gamecock debut vs. UNC (8/31/19), saw significant action and notched a career-high six tackles
- Played on both sides of the ball at T.L. Hanna High School (Anderson, S.C.)
- Led the Yellow Jackets to South Carolina 5A state championship game as a senior in 2018, logging 87 tackles including 15.0 tackles for loss and 6.0 sacks in his final season of prep ball; had an interception return for a touchdown in the championship game
- Offensively as a senior, rushed 104 times for 889 yards, an average of 8.5 yards per carry, with a pair of 100-yard rushing games
- Rated as the top player in the Palmetto state, the No. 1-ranked defensive tackle in the country and No. 8 overall player by 247Sports

**PICKENS' CAREER STATISTICS**

Year	GP/GS	UT	AT	TT	TFL	QBS	INT	PBU	QBH	FF	FR
2019	12/0	8	8	16	-	-	-	-	-	1	-
2020	9/6	15	15	30	2.5-18	1.0-12	-	-	-	1	-
<b>Total</b>	<b>21/6</b>	<b>23</b>	<b>23</b>	<b>46</b>	<b>2.5-18</b>	<b>1.0-12</b>	-	-	-	<b>2</b>	-

**PICKENS' 2020 SEASON HIGHS**

<b>Tackles</b>	8 • at Ole Miss (11/14)
<b>Tackles for Loss</b>	1.0 • 2x, last vs. Georgia (11/28/20)
<b>Sacks</b>	1.0 • vs. Georgia (11/28/20)
<b>QB Hurries</b>	1 • vs. Missouri (11/21/20)

**PICKENS' CAREER HIGHS**

<b>Tackles</b>	8 • at Ole Miss (11/14/20)
<b>Tackles for Loss</b>	1.0 • 2x, last vs. Georgia (11/28/20)
<b>Sacks</b>	1.0 • vs. Georgia (11/28/20)
<b>QB Hurries</b>	1 • 2x, last vs. Missouri (11/21/20)

**PICKENS' 2020 GAME-BY-GAME STATISTICS**

Opp.	GS	UT	AT	TT	TFL	QBS	Misc.
vs. TENN (9/26)		4	1	5	-	-	-
at FLA (10/3)		0	1	1	-	-	-
at VAN (10/10)		1	0	1	1.0-3	-	-
vs. AUB (10/17)	*	0	1	1	-	-	-
at LSU (10/24)	*	1	4	5	-	-	-
<b>BYE WEEK (10/31)</b>							
vs. TA&M (11/7)	*	5	1	6	-	-	-
at MISS (11/14)	*	1	7	8	0.5-3	-	-
vs. MIZ (11/21)	*	-	-	-	-	-	1 QBH
vs. UGA (11/28)	*	3	0	3	1.0-12	1.0-12	-
at UK (12/5)							

**RICK  
SANDIDGE****90****DL | 6-5 | 300 | JR | 2L**Concord, N.C.  
(Concord HS)

- 2019 Most Improved Player in the Spring - Defense
- 2018, 2019 SEC Academic Honor Roll

**QUICK HITS**

- Had three tackles and the first full sack of his career in a 41-7 win at Vanderbilt (10/10)
- Made season debut in opener vs. No. 16/21 Tennessee (9/26)
- Appeared in all 12 games in 2019, finishing the season with six tackles
- Key cog in the middle of the defense in 20-17, 2OT win at No. 3/3 Georgia (10/12); finished with season-high two tackles
- Was credited for a 1/2 sack in 24-7 win vs. Kentucky (9/28); was part of a defense that held the Wildcats to just nine first downs and 212 total yards (97 passing, 115 rushing)
- Played in all 13 games his first season for the Gamecocks in 2018, notching 19 tackles, 2.5 tackles for loss and a half-sack
- Was in on a career-best seven tackles, including one tackle for loss, at No. 2/2 Clemson (11/24/18)

**SANDIDGE'S CAREER STATISTICS**

Year	GP/GS	UT	AT	TT	TFL	QBS	INT	PBU	QBH	FF	FR
2018	13/0	9	10	19	2.5-5	0.5-2	-	-	-	-	-
2019	12/0	4	2	6	0.5-1	-	-	-	1	-	1
2020	8/0	4	1	5	1.0-8	1.0-8	-	-	-	-	-
<b>Total</b>	<b>33/0</b>	<b>17</b>	<b>13</b>	<b>30</b>	<b>4.0-14</b>	<b>1.5-10</b>	<b>0</b>	<b>0</b>	<b>1</b>	<b>0</b>	<b>1</b>

**SANDIDGE'S 2020 SEASON HIGHS**

<b>Tackles</b>	3 • at Vanderbilt (10/10)
<b>Tackles for Loss</b>	1.0 • at Vanderbilt (10/10)
<b>Sacks</b>	1.0 • at Vanderbilt (10/10)
<b>QB Hurries</b>	

**SANDIDGE'S CAREER HIGHS**

<b>Tackles</b>	7 • at Clemson (11/24/18)
<b>Tackles for Loss</b>	1.0 • vs. Georgia (9/8/18)
	1.0 • at Clemson (11/24/18)
<b>Sacks</b>	1.0 • at Vanderbilt (10/10/20)
<b>Fumble Recoveries</b>	1 • at Texas A&M (11/16/19)

**SANDIDGE'S 2020 GAME-BY-GAME STATISTICS**

Opp.	GS	UT	AT	TT	TFL	QBS	Misc.
vs. TENN (9/26)		-	-	-	-	-	-
at FLA (10/3)					-DNP-		
at VAN (10/10)		2	1	3	1.0-8	1.0-8	-
vs. AUB (10/17)		-	-	-	-	-	-
at LSU (10/24)		-	-	-	-	-	-
<b>BYE WEEK (10/31)</b>							
vs. TA&M (11/7)		-	-	-	-	-	-
at MISS (11/14)		-	-	-	-	-	-
vs. MIZ (11/21)		2	0	2	-	-	-
vs. UGA (11/28)		-	-	-	-	-	-
at UK (12/5)							



**KEIR THOMAS** 5  
**DL | 6-2 | 275 | RSR | 3L**  
 Miami, Fla.  
 (Miami Central Senior HS)



**M.J. WEBB** 94  
**DL | 6-3 | 295 | RJR | 2L**  
 Rutledge, Ga.  
 (Morgan County HS)

**QUICK HITS**

- Notched three tackles (1.0 for loss) vs. Missouri (11/21)
- Finished with six tackles and 1.5 tackles for loss at Ole Miss (11/14)
- Had big game with career-high eight tackles (all solo) and 2.0 sacks to help lead team to a 30-22 victory over No. 15/14 Auburn (10/17)
- Tied for the team lead with six tackles at No. 3/3 Florida (10/3); also recorded his first sack since 11/17/18 vs. Chattanooga
- Started opener vs. No. 16/21 Tennessee (9/26) and had two tackles
- Missed the first nine games of the 2020 season with a bad ankle; made his season debut on Senior Day vs. App. State (11/9) and had a tackle for loss
- Started all 12 games he played in during the 2018 season, finishing with 44 tackles with 3.5 tackles for loss and 1.5 sacks
- Played in all 13 games making 11 starts in 2017, when he was primarily used at defensive end, but also slid into the interior of the line
- Saw action in all 13 games with two starts as a freshman in 2016, credited with 24 tackles, 4.0 tackles for loss and 2.0 sacks

**THOMAS' CAREER STATISTICS**

Year	GP/GS	UT	AT	TT	TFL	QBS	INT	PBU	QBH	FF	FR
2016	13/2	15	9	24	4.0-15	2.0-7	-	-	1	1	-
2017	13/11	17	21	38	4.5-11	2.0-3	-	-	3	1	-
2018	12/12	22	22	44	3.5-17	1.5-13	-	-	4	-	-
2019*	2/0	2	2	4	1.0-4	-	-	-	-	-	-
2020	7/7	19	13	32	5.5-22	3.0-14	-	-	-	-	-
<b>Total</b>	<b>47/32</b>	<b>75</b>	<b>67</b>	<b>142</b>	<b>18.5-69</b>	<b>8.5-37</b>	<b>0</b>	<b>0</b>	<b>8</b>	<b>2</b>	<b>0</b>

\* - Granted a redshirt season

**THOMAS' 2020 SEASON HIGHS**

<b>Tackles</b>	8 • vs. Auburn (10/17)
<b>Tackles for Loss</b>	2.0 • vs. Auburn (10/17)
<b>Sacks</b>	2.0 • vs. Auburn (10/17)
<b>QB Hurries</b>	

**THOMAS' CAREER HIGHS**

<b>Tackles</b>	8 • vs. Auburn (10/17/20)
<b>Tackles for Loss</b>	2.0 • 2x, last vs. Auburn (10/17/20)
<b>Sacks</b>	2.0 • vs. Auburn (10/17/20)
<b>QB Hurries</b>	2 • vs. Chattanooga (11/17/18)
<b>Forced Fumbles</b>	1 • at Tennessee (10/14/17)

**THOMAS' 2020 GAME-BY-GAME STATISTICS**

Opp.	GS	UT	AT	TT	TFL	QBS	Misc.
vs. TENN (9/26)	*	2	0	2	-	-	-
at FLA (10/3)	*	1	5	6	1.0-4	1.0-4	-
at VAN (10/10)					-DNP-		
vs. AUB (10/17)	*	8	0	8	2.0-10	2.0-10	-
at LSU (10/24)	*	1	3	4	-	-	-
<b>BYE WEEK (10/31)</b>							
vs. TA&M (11/7)	*	3	0	3	-	-	-
at MISS (11/14)	*	2	4	6	1.5-4	-	-
vs. MIZ (11/21)	*	2	1	3	1.0-4	-	-
vs. UGA (11/28)					-DNP injury-		
at UK (12/5)							

- 2017 Scout Team Award - Defense
- 2017, 2018, 2019 SEC Academic Honor Roll

**QUICK HITS**

- Made first career start vs. No. 9 Georgia (11/28) and had three tackles
- Had first career PBU at Ole Miss (11/14)
- Recorded a career-high five tackles vs. No. 7/7 Texas A&M (11/7)
- Had a tackle for loss in a 41-7 win at Vanderbilt (10/10)
- Moved back to the defensive line for the 2020 season
- Moved over to the offensive line in 2019 but did not appear in any games
- Played in nine games in 2018, making four tackles
- Redshirted initial collegiate season in 2017

**WEBB'S CAREER STATISTICS**

Year	GP/GS	UT	AT	TT	TFL	QBS	INT	PBU	QBH	FF	FR
2017*	-	-	-	-	-	-	-	-	-	-	-
2018	9/0	1	3	4	0.5-0	-	-	-	-	-	-
2019	-	-	-	-	-	-	-	-	-	-	-
2020	9/1	6	12	18	1.0-1	-	-	1	-	-	-
<b>Total</b>	<b>18/1</b>	<b>7</b>	<b>15</b>	<b>22</b>	<b>1.5-1</b>	<b>0.0-0</b>	<b>0</b>	<b>1</b>	<b>0</b>	<b>0</b>	<b>0</b>

\* - Granted a redshirt season

**WEBB'S 2020 SEASON HIGHS**

<b>Tackles</b>	5 • vs. Texas A&M (11/7)
<b>Tackles for Loss</b>	1.0 • at Vanderbilt (10/10)
<b>Sacks</b>	
<b>Pass Breakups</b>	1 • at Ole Miss (11/14)
<b>QB Hurries</b>	

**WEBB'S CAREER HIGHS**

<b>Tackles</b>	5 • vs. Texas A&M (11/7/20)
<b>Tackles for Loss</b>	1.0 • at Vanderbilt (10/10/20)
<b>Sacks</b>	
<b>Pass Breakups</b>	1 • at Ole Miss (11/14/20)
<b>QB Hurries</b>	

**WEBB'S 2020 GAME-BY-GAME STATISTICS**

Opp.	GS	UT	AT	TT	TFL	QBS	Misc.
vs. TENN (9/26)		-	-	-	-	-	-
at FLA (10/3)		-	-	-	-	-	-
at VAN (10/10)		1	1	2	1.0-1	-	-
vs. AUB (10/17)		-	-	-	-	-	-
at LSU (10/24)		0	3	3	-	-	-
<b>BYE WEEK (10/31)</b>							
vs. TA&M (11/7)		3	2	5	-	-	-
at MISS (11/14)		0	3	3	-	-	1 PBU
vs. MIZ (11/21)		1	1	2	-	-	-
vs. UGA (11/28)	*	1	2	3	-	-	-
at UK (12/5)							

**ERNEST JONES****53****LB | 6-2 | 230 | JR | 2L**Waycross, Ga.  
(Ware County HS)**MOHAMED KABA****32****LB | 6-2 | 227 | FR | HS**Clinton, N.C.  
(Clinton HS)**• 2020 Third Team Preseason All-SEC (Coaches)****QUICK HITS**

- Ranks third in the SEC in tackles (85) and fifth in tackles per game (10.6)
- Left game vs. No. 9 Georgia (11/28) in the first half with an ankle injury and did not return; finished with one tackle
- Led the team with 18 tackles at Ole Miss (11/14)
- Tallied career-high 19 tackles (eight solo) at LSU (10/24); most tackles in a game by a Gamecock since Roy Hart had 19 stops at Nebraska on Oct. 3, 1987
- Had seven tackles and career-high two QBHs in win vs. No. 15/14 Auburn (10/17)
- Had 13 tackles in 41-7 win at Vanderbilt (10/10); had career-high 3.0 tackles for loss and a sack
- Had five tackles and his second career fumble recovery at No. 3/3 Florida (10/3)
- Started at MIKE in opener vs. No. 16/21 Tennessee (9/26) and paced team with 11 tackles (seven solo)
- Had breakout sophomore campaign in 2019, started all 12 games and led the team with 97 tackles; ranked fourth in the SEC with 8.1 tackles per game
- Notched 13 tackles (nine solo) at Texas A&M (11/16/19); also had a tackle for loss and his second career forced fumble
- Led the team with 10 tackles (eight solo) vs. App. State (11/9/19); had 2.0 tackles for loss, the first sack of his career and his second INT of the season
- Led the team with 12 tackles (tied career high) and a career-high three pass breakups in 20-17, 2OT win at No. 3/3 Georgia (10/12/19)
- Had first career INT vs. Kentucky (9/24/19)
- Led the team with nine tackles (six solo) vs. No. 2/2 Alabama (9/14/19), had a career-high 2.0 tackles for loss and was part of a defense that held the Crimson Tide under 100 yards rushing for the first time since 2014
- Made first career start vs. UNC (8/31/19) and led team with 12 tackles
- True freshman linebacker in 2018, made debut vs. Coastal Carolina (9/1/18)

**JONES' CAREER STATISTICS**

Year	GP/GS	UT	AT	TT	TFL	QBS	INT	PBU	QBH	FF	FR
2018	5/0	10	6	16	0.0-0	0.0-0	-	-	2	1	1
2019	12/12	59	38	97	5.5-23	1.0-16	2	7	1	1	-
2020	9/9	42	44	86	4.5-15	1.0-1	-	-	3	1	1
<b>Total</b>	<b>26/21</b>	<b>111</b>	<b>88</b>	<b>199</b>	<b>10.5-38</b>	<b>2.0-17</b>	<b>2</b>	<b>7</b>	<b>6</b>	<b>3</b>	<b>2</b>

**JONES' 2020 SEASON HIGHS**

<b>Tackles</b>	19 • at LSU (10/24)
<b>Tackles for Loss</b>	3.0 • at Vanderbilt (10/10)
<b>Sacks</b>	1.0 • at Vanderbilt (10/10)
<b>Interceptions</b>	
<b>Pass Breakups</b>	
<b>QB Hurries</b>	2 • vs. Auburn (10/17)
<b>Fumble Recoveries</b>	1 • at Florida (10/3)

**JONES' CAREER HIGHS**

<b>Tackles</b>	19 • at LSU (10/24/20)
<b>Tackles for Loss</b>	3.0 • at Vanderbilt (10/10/20)
<b>Sacks</b>	1.0 • 2x, last at Vanderbilt (10/10/20)
<b>Forced Fumbles</b>	1 • 2x, last at Texas A&M (11/16/19)
<b>Fumble Recoveries</b>	1 • 2x, last at Florida (10/3/20)
<b>Pass Breakups</b>	3 • at Georgia (10/12/19)
<b>Interceptions</b>	1 • vs. App. State (11/9/19) vs. Kentucky (9/28/19)
<b>QB Hurries</b>	2 • vs. Auburn (10/17/20)

**JONES' 2020 GAME-BY-GAME STATISTICS**

Opp.	GS	UT	AT	TT	TFL	QBS	Misc.
vs. TENN (9/26)	*	7	4	11	0.5-2	-	-
at FLA (10/3)	*	2	3	5	-	-	1 FR
at VAN (10/10)	*	7	6	13	3.0-7	1.0-1	-
vs. AUB (10/17)	*	5	2	7	-	-	2 QBH
at LSU (10/24)	*	8	11	19	0.5-1	-	-
<b>BYE WEEK (10/31)</b>							
vs. TA&M (11/7)	*	3	2	5	-	-	1 QBH
at MISS (11/14)	*	5	13	18	1.0-5	-	1 FF
vs. MIZ (11/21)	*	5	2	7	-	-	-
vs. UGA (11/28)	*	0	1	1	-	-	-
at UK (12/5)							

**QUICK HITS**

- Started vs. No. 9 Georgia and finished with career-high five tackles
- Earned first career start vs. Missouri (11/21) and had two tackles
- Had first two tackles of his career in 41-7 win at Vanderbilt (10/10)
- Made Gamecock debut on special teams at No. 3/3 Florida (10/3)
- Enrolled in January but was unable to participate in abbreviated spring workouts due to rehab from an ACL injury his senior year of high school
- Ranked the 13th-best inside linebacker in the country by 247Sports
- No. 227 in the ESPN300

**KABA'S CAREER STATISTICS**

Year	GP/GS	UT	AT	TT	TFL	QBS	INT	PBU	QBH	FF	FR
2020	8/2	3	6	9	0.5-3	-	-	-	-	-	-

**KABA'S 2020 SEASON HIGHS**

<b>Tackles</b>	5 • vs. Georgia (11/28)
<b>Tackles for Loss</b>	0.5 • at Vanderbilt (10/10)
<b>Sacks</b>	
<b>Interceptions</b>	
<b>Pass Breakups</b>	

**KABA'S 2020 GAME-BY-GAME STATISTICS**

Opp.	GS	UT	AT	TT	TFL	QBS	Misc.
vs. TENN (9/26)					-DNP-		
at FLA (10/3)		-	-	-	-	-	-
at VAN (10/10)		0	2	2	0.5-3	-	-
vs. AUB (10/17)		-	-	-	-	-	-
at LSU (10/24)		-	-	-	-	-	-
<b>BYE WEEK (10/31)</b>							
vs. TA&M (11/7)		-	-	-	-	-	-
at MISS (11/14)		-	-	-	-	-	-
vs. MIZ (11/21)	*	0	2	2	-	-	-
vs. UGA (11/28)	*	3	2	5	-	-	-
at UK (12/5)							



# DAMANI STALEY

30

LB / 6-0 / 235 / SR / 3L

Columbia, S.C.  
(Ridge View HS)



# ZaQUANDRE WHITE

11

RB/S / 6-1 / 200 / JR / TR

Cape Coral, Fla.  
(North Fort Myers HS // Iowa Western CC)

**QUICK HITS**

- Led the team with a career-high 12 tackles (eight solo) vs. Missouri (11/21)
- Logged six tackles (tied season high) and a PBU vs. No. 7/7 Texas A&M (11/7)
- Had five tackles at LSU (10/24)
- Logged season-high six tackles in win vs. No. 15/14 Auburn (10/17)
- Had five tackles in 41-7 win at Vanderbilt (10/10) in second career start
- Started first career game at No. 3/3 Florida (10/3) and had two tackles
- Had two tackles in season-opener vs. No. 16/21 Tennessee (9/26)
- Played in nine games during the 2019 season, finishing with 22 tackles
- Tallied career-high seven tackles at Texas A&M (11/16) after missing three games with an injury late in the season
- Saw action in all 13 games as a sophomore in 2018, finishing the season with 31 tackles and two fumble recoveries; collected 28 tackles over a six-game stretch after making just three tackles in 13 previous career games
- Made his first career tackle in the season-opening win vs. Coastal Carolina (9/1/18)

**STALEY'S CAREER STATISTICS**

Year	GP/GS	UT	AT	TT	TFL	QBS	INT	PBU	QBH	FF	FR
2017	6/0	-	-	-	-	-	-	-	-	-	-
2018	13/0	13	18	31	-	-	-	-	-	-	2
2019	9/0	12	10	22	2.0-3	-	-	1	-	-	-
2020	9/7	22	20	42	0.5-1	-	-	1	-	-	-
<b>Total</b>	<b>37/7</b>	<b>47</b>	<b>48</b>	<b>95</b>	<b>2.5-4</b>	<b>0.0-0</b>	<b>0</b>	<b>2</b>	<b>0</b>	<b>0</b>	<b>2</b>

**STALEY'S 2020 SEASON HIGHS**

<b>Tackles</b>	12 • vs. Missouri (11/21)
<b>Tackles for Loss</b>	0.5 • vs. Texas A&M (11/7)
<b>Sacks</b>	
<b>Interceptions</b>	
<b>Pass Breakups</b>	1 • vs. Texas A&M (11/7)

**STALEY'S CAREER HIGHS**

<b>Tackles</b>	12 • vs. Missouri (11/21/20)
<b>Tackles for Loss</b>	1.0 • twice, last at Missouri (9/21/19)
<b>Fumble Recoveries</b>	1 • vs. Virginia (12/29/18)
	1 • vs. Chattanooga (11/17/18)
<b>Pass Breakups</b>	1 • vs. Kentucky (9/28)

**STALEY'S 2020 GAME-BY-GAME STATISTICS**

Opp.	GS	UT	AT	TT	TFL	QBS	Misc.
vs. TENN (9/26)		2	0	2	-	-	-
at FLA (10/3)	*	0	2	2	-	-	-
at VAN (10/10)	*	1	4	5	-	-	-
vs. AUB (10/17)	*	4	2	6	-	-	-
at LSU (10/24)	*	1	4	5	-	-	-
<b>BYE WEEK (10/31)</b>							
vs. TA&M (11/7)	*	3	3	6	0.5-1	-	1 PBU
at MISS (11/14)		-	-	-	-	-	-
vs. MIZ (11/21)	*	9	3	12	-	-	-
vs. UGA (11/28)	*	2	2	4	-	-	-
at UK (12/5)							

**QUICK HITS**

- Played offense, defense and special teams vs. No. 9 Georgia (11/28); had a pair of tackles and ran the ball five times for six yards
- Ran the ball twice for five yards vs. No. 7/7 Texas A&M (11/7)
- Had two carries for 29 yards in 41-7 win at Vanderbilt (10/10), including a career-long, 21-yard run in the fourth quarter
- Made Gamecock debut in season-opener vs. Tennessee (9/26); had seven carries for 19 yards
- JUCO transfer who began his career at Florida State (2017-18) and played last season (2019) at Iowa Western Community College
- Was a First Team NJCAA All-American for the Reivers after carrying the ball 137 times for 876 yards in eight games played; averaged 109.5 yards per game and 6.4 yards per carry with 10 TDs
- Top ranked JUCO prospect in the country by 247Sports
- After redshirting initial collegiate season for the Seminoles in 2017, moved to outside linebacker in 2018 and finished the season with 22 tackles (10 solo)

**WHITE'S CAREER STATISTICS**

**-Rushing-**

Year	GP/GS	Rush	Yds	Avg	TD	Lg
2017**	-	-	-	-	-	-
2018^	11/0	-	-	-	-	-
2020	8/0	16	59	3.7	-	21
<b>Total</b>	<b>19/0</b>	<b>16</b>	<b>59</b>	<b>3.7</b>	<b>-</b>	<b>21</b>

**-Receiving-**

Year	GP/GS	Rec	Yds	Avg	TD	Lg
2017**	-	-	-	-	-	-
2018^	11/0	-	-	-	-	-
2020	8/0	1	-4	-4.0	-	-
<b>Total</b>	<b>19/0</b>	<b>1</b>	<b>-4</b>	<b>-4.0</b>	<b>-</b>	<b>-</b>

**-Defensive-**

Year	GP/GS	UT	AT	TT	TFL	QBS	INT	PBU	QBH	FF	FR
2017**	-	-	-	-	-	-	-	-	-	-	-
2018^	11/0	10	12	22	-	-	-	-	-	-	-
2020	8/0	3	3	6	-	-	-	-	-	-	-
<b>Total</b>	<b>19/0</b>	<b>13</b>	<b>15</b>	<b>28</b>	<b>0.0</b>	<b>0.0</b>	<b>0</b>	<b>0</b>	<b>0</b>	<b>0</b>	<b>0</b>

\* - Granted a redshirt season

^ - at Florida State

**WHITE'S 2020 SEASON HIGHS**

<b>Carries</b>	7 • vs. Tennessee (9/26)
<b>Yards Rushing</b>	29 • at Vanderbilt (10/10)
<b>Long Rush</b>	21 • at Vanderbilt (10/10)
<b>Rushing Touchdowns</b>	
<b>Receptions</b>	1 • vs. Tennessee (9/26)
<b>Receiving Yards</b>	-4 • vs. Tennessee (9/26)
<b>Long Reception</b>	-4 • vs. Tennessee (9/26)

**WHITE'S 2020 GAME-BY-GAME STATISTICS**

Opp.	GS	Rush	Yds	Avg	TD	Rec	Yds	Avg	TD
vs. TENN (9/26)		7	19	2.7	-	1	-4	-4.0	-
at FLA (10/3)		-	-	-	-DNP-	-	-	-	-
at VAN (10/10)		2	29	14.5	-	-	-	-	-
vs. AUB (10/17)		-	-	-	-	-	-	-	-
at LSU (10/24)		-	-	-	-	-	-	-	-
<b>BYE WEEK (10/31)</b>									
vs. TA&M (11/7)		2	5	2.5	-	-	-	-	-
at MISS (11/14)		-	-	-	-	-	-	-	-
vs. MIZ (11/21)		-	-	-	-	-	-	-	-
vs. UGA (11/28)		5	6	1.2	-	-	-	-	-
at UK (12/5)									

**JAYLIN  
DICKERSON****4****DB | 6-1 | 195 | RJR | 1L**Southern Pines, N.C.  
(Pinecrest HS)**QUICK HITS**

- Had three tackles vs. No. 9 Georgia (11/28) before leaving the game with an injury in the first half
- Matched season high with five tackles at LSU (10/24)
- Made first career INT late in first half of win vs. No. 15/14 Auburn (10/17); came off a tipped ball by Jaycee Horn and led to Gamecock TD on ensuing drive
- Tallied five tackles, including his first career tackle for loss, at No. 3/3 Florida (10/3)
- Had two tackles in opener vs. No. 16/21 Tennessee (9/26); marked his first game action since the Belk Bowl vs. Virginia (12/29/18)
- Has been granted a waiver for a sixth-year of eligibility in 2020 after suffering two season-ending injuries in his first three years in Garnet and Black
- Had hip surgery and missed the entire 2019 season
- Played in 10 games in 2018 and finished the season with 13 tackles
- Logged career-high six tackles at Florida (11/10/18)
- Redshirted initial collegiate season in 2017 after having shoulder surgery

**DICKERSON'S CAREER STATISTICS**

Year	GP/GS	UT	AT	TT	TFL	QBS	INT	PBU	QBH	FF	FR
2017*	-	-	-	-	-	-	-	-	-	-	-
2018	10/0	7	6	13	-	-	-	-	-	-	-
2019^	-	-	-	-	-	-	-	-	-	-	-
2020	8/0	10	10	20	1.5-9	-	1	-	-	-	-
<b>Totals</b>	<b>18/0</b>	<b>17</b>	<b>16</b>	<b>33</b>	<b>1.5-9</b>	-	<b>1</b>	-	-	-	-

\* - Granted a redshirt season

^ - Granted a medical redshirt

**DICKERSON'S 2020 SEASON HIGHS**

<b>Tackles</b>	5 • 2x, last at LSU (10/24)
<b>Tackles for Loss</b>	1.0 • at Florida (10/3)
<b>Interceptions</b>	1 • vs. Auburn (10/17)
<b>Pass Breakups</b>	

**DICKERSON'S CAREER HIGHS**

<b>Tackles</b>	6 • at Florida (11/10/18)
<b>Tackles for Loss</b>	1.0 • at Florida (10/3/20)
<b>Interceptions</b>	1 • vs. Auburn (10/17)
<b>Pass Breakups</b>	

**DICKERSON'S 2020 GAME-BY-GAME STATISTICS**

Opp.	GS	UT	AT	TT	TFL	QBS	Misc.
vs. TENN (9/26)		2	0	2	-	-	-
at FLA (10/3)		2	3	5	1.0-6	-	-
at VAN (10/10)					-DNP-		
vs. AUB (10/17)		1	0	1	-	-	1 INT
at LSU (10/24)		1	4	5	-	-	-
<b>BYE WEEK (10/31)</b>							
vs. TA&M (11/7)		0	1	1	-	-	-
at MISS (11/14)		-	-	-	-	-	-
vs. MIZ (11/21)		2	1	3	-	-	-
vs. UGA (11/28)		2	1	3	0.5-3	-	-
at UK (12/5)							

**JOHN  
DIXON****22****DB | 6-0 | 185 | SO | 1L**Tampa, Fla.  
(Chamberlain HS)**QUICK HITS**

- Tied career high with five tackles vs. No. 9 Georgia (11/28)
- Matched career high with five tackles at Ole Miss (11/14); also had first career fumble recovery in the game
- Had four tackles in starts at LSU (10/24) and vs. No. 7/7 Texas A&M (11/7)
- Started in win vs. No. 15/14 Auburn (10/17) and had three tackles
- Had two tackles and a PBU in 41-7 win at Vanderbilt (10/10)
- Recorded career-high five tackles and two PBUs in his first start of the season at No. 3/3 Florida (10/3)
- Saw action at corner in season opener vs. No. 16/21 Tennessee (9/26); had one tackle and his first career pass breakup late in the game
- Played in all 12 games as a true freshman in 2019
- Notched first career tackle for loss vs. No. 2/2 Alabama (9/14/19)
- Had first career INT in a 72-10 win vs. Charleston Southern (9/7/19)
- Along with Jammie Robinson, started in the season opener vs. UNC (8/31/19), becoming just the eighth and ninth true freshmen to start a season opener for the Gamecocks since 2009, joining Stephon Gilmore (2009), Marcus Lattimore (2010), Jadeveon Clowney (2011), Bryson Allen-Williams (2014), Al Harris Jr. (2014), Bryan Edwards (2016) and Jaycee Horn (2018)

**DIXON'S CAREER STATISTICS**

Year	GP/GS	UT	AT	TT	TFL	QBS	INT	PBU	QBH	FF	FR
2019	12/1	2	1	3	1.0-2	-	1	-	-	-	-
2020	9/8	22	4	26	-	-	-	4	-	-	-
<b>Totals</b>	<b>20/9</b>	<b>24</b>	<b>5</b>	<b>29</b>	<b>1.0-2</b>	-	<b>1</b>	<b>4</b>	-	-	-

**DIXON'S 2020 SEASON HIGHS**

<b>Tackles</b>	5 • 3x, last vs. Georgia (11/28)
<b>Tackles for Loss</b>	
<b>Interceptions</b>	
<b>Pass Breakups</b>	2 • at Florida (10/3)
<b>Fumble Recoveries</b>	1 • at Ole Miss (11/14)

**DIXON'S CAREER HIGHS**

<b>Tackles</b>	5 • 3x, last vs. Georgia (11/28/20)
<b>Tackles for Loss</b>	1 • vs. Alabama (9/14/19)
<b>Interceptions</b>	1 • vs. Char. So. (9/7/19)
<b>Pass Breakups</b>	2 • at Florida (10/3/20)
<b>Fumble Recoveries</b>	1 • at Ole Miss (11/14/20)

**DIXON'S 2020 GAME-BY-GAME STATISTICS**

Opp.	GS	UT	AT	TT	TFL	QBS	Misc.
vs. TENN (9/26)		1	0	1	-	-	1 PBU
at FLA (10/3)	*	4	1	5	-	-	2 PBU
at VAN (10/10)	*	2	0	2	-	-	1 PBU
vs. AUB (10/17)	*	2	1	3	-	-	-
at LSU (10/24)	*	3	1	4	-	-	-
<b>BYE WEEK (10/31)</b>							
vs. TA&M (11/7)	*	4	0	4	-	-	-
at MISS (11/14)	*	4	1	5	-	-	1 FR
vs. MIZ (11/21)	*	2	0	2	-	-	-
vs. UGA (11/28)	*	4	1	5	-	-	-
at UK (12/5)							



# JAYLAN FOSTER

27

DB | 5-10 | 190 | RSR | SQ

Duncan, S.C.  
(Byrnes HS // Gardner-Webb)

• 2019 Scout Team Award - Special Teams

**QUICK HITS**

- Finished second on the team with nine tackles (career high) vs. No. 9 Georgia (11/28)
- Had eight stops vs. Missouri (11/21); had first two tackles for loss of his career in the game
- Started at safety and had eight tackles at Ole Miss (11/14)
- Made first career start at safety vs. No. 7/7 Texas A&M (11/7) and had seven tackles (all solo)
- Saw action primarily on special teams the first five games of the 2020 season
- Saw action in three contests in 2019 but did not record any stats
- Made his Gamecock debut in the win vs. Chattanooga (11/17/18)
- Played in three games during the 2018 season making two tackles
- Transferred from FCS program Gardner-Webb earning Big South Conference Freshman of the Year honors; had 45 tackles, 2.5 tackles for loss five INTs and nine PBU's with a pair of fumble recoveries; his five picks were a Big South Conference freshman record; led the FCS with 185 defensive return yards

**MUKUAMU'S CAREER STATISTICS**

Year	GP/GS	UT	AT	TT	TFL	QBS	INT	PBU	QBH	FF	FR
2018	3/0	2	0	2	-	-	-	-	-	-	-
2019	3/0	0	0	0	-	-	-	-	-	-	-
2020	9/4	24	15	39	2.0-2	-	-	-	-	-	-
<b>Total</b>	<b>15/4</b>	<b>26</b>	<b>15</b>	<b>41</b>	<b>2.0-2</b>	<b>0.0-0</b>	<b>0</b>	<b>0</b>	<b>0</b>	<b>0</b>	<b>0</b>

**FOSTER'S 2020 SEASON HIGHS**

<b>Tackles</b>	9 • vs. Georgia (11/28)
<b>Tackles for Loss</b>	2.0 • vs. Missouri (11/21)
<b>Interceptions</b>	
<b>Pass Breakups</b>	

**FOSTER'S CAREER HIGHS**

<b>Tackles</b>	9 • vs. Georgia (11/28/20)
<b>Tackles for Loss</b>	2.0 • vs. Missouri (11/21/20)
<b>Interceptions</b>	
<b>Pass Breakups</b>	

**MUKUAMU'S 2019 GAME-BY-GAME STATISTICS**

Opp.	GS	UT	AT	TT	TFL	QBS	Misc.
vs. TENN (9/26)		1	0	1	-	-	-
at FLA (10/3)		0	1	1	-	-	-
at VAN (10/10)		3	2	5	-	-	-
vs. AUB (10/17)		-	-	-	-	-	-
at LSU (10/24)		-	-	-	-	-	-
<b>BYE WEEK (10/31)</b>							
vs. TA&M (11/7)	*	7	0	7	-	-	-
at MISS (11/14)	*	3	5	8	-	-	-
vs. MIZ (11/21)	*	6	2	8	2.0-2	-	-
vs. UGA (11/28)	*	4	5	9	-	-	-
at UK (12/5)							



# JAMMIE ROBINSON

7

DB | 5-11 | 200 | FR | HS

Leesburg, Ga.  
(Lee County HS)

• 2019 Second Team Freshman All-American (PFF)  
• 2019 SEC All-Freshman Team (Coaches)

**QUICK HITS**

- Led team with 10 tackles vs. No. 9 Georgia (11/28); also had first INT of season
- Had five tackles and a PBU vs. Missouri (11/21)
- Was second on the team with 11 tackles at Ole Miss (11/14)
- Tied for team lead with seven tackles vs. No. 7/7 Texas A&M (11/7); matched career high with two PBUs
- Was second on the team with season-high 12 tackles at LSU (10/24)
- Matched season high with seven tackles (six solo) in win vs. No. 15/14 Auburn (10/17)
- Finished second on the team with seven tackles in 41-7 win at Vanderbilt (10/10); had 1.0 tackle for loss, a PBU and the first three punt returns of his career, including a long return of 16 yards
- Tied for the team lead with six tackles at No. 3/3 Florida (10/3)
- Started vs. No. 16/21 Tennessee (9/26) and led DBs with five tackles (all solo)
- Played in all 12 games (three starts) as a true freshman; finished third on the team with 62 tackles; his 5.2 tackles per game ranked fifth amongst SEC freshmen
- Posted career-high 15 tackles (12 solo) and had one pass breakup at Texas A&M (11/16); the 15 stops were the most by a freshman since Ben Washington had 15 tackles vs. Mississippi State on Oct. 15, 1994
- Along with John Dixon, started in the 2019 season opener vs. UNC (8/31/19), becoming just the eighth and ninth true freshmen to start a season opener for the Gamecocks since 2009, joining Stephon Gilmore (2009), Marcus Lattimore (2010), Jadeveon Clowney (2011), Bryson Allen-Williams (2014), Al Harris Jr. (2014), Bryan Edwards (2016) and Jaycee Horn (2018)

**ROBINSON'S CAREER STATISTICS**

**-Defensive-**

Year	GP/GS	UT	AT	TT	TFL	QBS	INT	PBU	QBH	FF	FR
2019	12/3	46	16	62	1.5-7	-	1	5	-	1	-
2020	9/9	44	26	70	2.0-3	-	1	4	1	-	-
<b>Total</b>	<b>21/12</b>	<b>90</b>	<b>42</b>	<b>132</b>	<b>3.5-10</b>	<b>-</b>	<b>2</b>	<b>9</b>	<b>1</b>	<b>1</b>	<b>-</b>

**-Punt Returns-**

Year	GP/GS	No.	Yds	Avg	TD	Long
2019	12/3	-	-	-	-	-
2020	9/9	6	28	4.7	-	16
<b>Total</b>	<b>21/12</b>	<b>6</b>	<b>28</b>	<b>4.7</b>	<b>-</b>	<b>16</b>

**ROBINSON'S 2020 SEASON HIGHS**

<b>Tackles</b>	12 • at LSU (10/24)
<b>Tackles for Loss</b>	1.0 • at Vanderbilt (10/10)
<b>Interceptions</b>	1 • vs. Georgia (11/28)
<b>Pass Breakups</b>	2 • vs. Texas A&M (11/7)
<b>Punt Returns</b>	3 • at Vanderbilt (10/10)
<b>Punt Return Yards</b>	30 • at Vanderbilt (10/10)
<b>Long Punt Return</b>	16 • at Vanderbilt (10/10)
<b>QB Hurries</b>	1 • vs. Texas A&M (11/7)

**ROBINSON'S CAREER HIGHS**

<b>Tackles</b>	15 • at Texas A&M (11/16/19)
<b>Tackles for Loss</b>	1.5 • vs. Clemson (11/30/19)
<b>Interceptions</b>	1 • 2x, last vs. Georgia (11/28/20)
<b>Pass Breakups</b>	2 • 2x, last vs. Texas A&M (11/7/20)
<b>Forced Fumbles</b>	1 • vs. Florida (10/19/19)
<b>QB Hurries</b>	1 • vs. Texas A&M (11/7/20)

**ROBINSON'S 2019 GAME-BY-GAME STATISTICS**

Opp.	GS	UT	AT	TT	TFL	QBS	Misc.
vs. TENN (9/26)	*	5	0	5	-	-	-
at FLA (10/3)	*	3	3	6	-	-	-
at VAN (10/10)	*	4	3	7	1.0-2	-	1 PBU
vs. AUB (10/17)	*	6	1	7	-	-	-
at LSU (10/24)	*	4	8	12	-	-	-
<b>BYE WEEK (10/31)</b>							
vs. TA&M (11/7)	*	7	0	7	-	-	2 PBU, 1 QBH
at MISS (11/14)	*	5	6	11	1.0-1	-	-
vs. MIZ (11/21)	*	5	0	5	-	-	1 PBU
vs. UGA (11/28)	*	5	5	10	-	-	1 INT
at UK (12/5)							

**SHILO SANDERS****21****DB | 6-0 | 195 | FR | RS**Cedar Hill, Texas  
(Trinity Christian School)

## • 2019 SEC Academic Honor Roll

**QUICK HITS**

- Had first career PBU vs. No. 9 Georgia (11/28)
- Notched a pair of tackles at Ole Miss (11/14)
- Finished with four tackles in start at LSU (10/24)
- Led the team with career-high 10 tackles in win vs. No. 15/14 Auburn (10/17)
- Had six tackles in 41-7 win at Vanderbilt (10/10)
- Earned first career start at safety in opener vs. No. 16/21 Tennessee (9/26) and logged three tackles
- Played in four games as a true freshman in 2019
- Made Gamecock debut against Charleston Southern (9/7/19) and recorded first career tackle
- Son of Pro Football and College Football Hall of Famer Deion Sanders

**SANDERS' CAREER STATISTICS**

Year	GP/GS	UT	AT	TT	TFL	QBS	INT	PBU	QBH	FF	FR
2019*	4/0	1	-	1	-	-	-	-	-	-	-
2020	8/3	19	6	25	-	-	-	1	-	-	-
<b>Total</b>	<b>12/3</b>	<b>20</b>	<b>6</b>	<b>26</b>	-	-	-	<b>1</b>	-	-	-

\* - Granted a redshirt season

**SANDERS' 2020 SEASON HIGHS****Tackles** 10 • vs. Auburn (10/17)**Tackles for Loss****Interceptions****Pass Breakups** 1 • vs. Georgia (11/28)**SANDERS' CAREER HIGHS****Tackles** 10 • vs. Auburn (10/17/20)**Tackles for Loss****Interceptions****Pass Breakups** 1 • vs. Georgia (11/28/20)**Forced Fumbles****ROBINSON'S 2019 GAME-BY-GAME STATISTICS**

Opp.	GS	UT	AT	TT	TFL	QBS	Misc.
vs. TENN (9/26)	*	1	2	3	-	-	-
at FLA (10/3)		0	1	1	-	-	-
at VAN (10/10)		5	1	6	-	-	-
vs. AUB (10/17)	*	9	1	10	-	-	-
at LSU (10/24)	*	3	1	4	-	-	-
<b>BYE WEEK (10/31)</b>							
vs. TA&M (11/7)					-DNP injury-		
at MISS (11/14)		0	2	2	-	-	-
vs. MIZ (11/21)		1	0	1	-	-	-
vs. UGA (11/28)		-	-	-	-	-	1 PBU
at UK (12/5)							

**CAM SMITH****9****DB | 6-0 | 185 | FR | RS**Blythewood, S.C.  
(Westwood HS)**QUICK HITS**

- Had four tackles and the second INT of the season in his first career start vs. Missouri (11/21)
- Tallied a season-high four tackles at Ole Miss (11/14)
- Recorded first career pass breakup vs. No. 7/7 Texas A&M
- Notched first career INT in 41-7 win at Vanderbilt (10/10)
- Had first two tackles of the season at No. 3/3 Florida (10/3)
- Saw significant time at CB in second half of opener vs. Tennessee (9/26)
- Appeared in three games as a true freshman in 2019 and finished the season with seven tackles
- Made his Gamecock debut vs. Charleston Southern (9/7/19) and notched a career-high six tackles

**SMITH'S CAREER STATISTICS**

Year	GP/GS	UT	AT	TT	TFL	QBS	INT	PBU	QBH	FF	FR
2019*	3/0	5	2	7	-	-	-	-	-	-	-
2020	7/2	6	5	11	-	-	2	1	-	-	-
<b>Total</b>	<b>10/2</b>	<b>11</b>	<b>7</b>	<b>18</b>	-	-	<b>2</b>	<b>1</b>	-	-	-

\* - Granted a redshirt season

**SMITH'S 2020 SEASON HIGHS****Tackles** 4 • 2x, last vs. Missouri (11/21)**Tackles for Loss****Interceptions** 1 • 2x, last vs. Missouri (11/21)**Pass Breakups** 1 • vs. Texas A&M (11/7)**SMITH'S CAREER HIGHS****Tackles** 6 • vs. Char. So. (9/7/19)**Tackles for Loss****Interceptions** 1 • 2x, last vs. Missouri (11/21/20)**Pass Breakups** 1 • vs. Texas A&M (11/7/20)**Forced Fumbles****SMITH'S 2020 GAME-BY-GAME STATISTICS**

Opp.	GS	UT	AT	TT	TFL	QBS	Misc.
vs. TENN (9/26)		-	-	-	-	-	-
at FLA (10/3)		1	1	2	-	-	-
at VAN (10/10)		0	1	1	-	-	1 INT
vs. AUB (10/17)					-DNP leg injury-		
at LSU (10/24)					-DNP leg injury-		
<b>BYE WEEK (10/31)</b>							
vs. TA&M (11/7)		1	0	1	-	-	1 PBU
at MISS (11/14)		3	1	4	-	-	-
vs. MIZ (11/21)	*	2	2	4	-	-	1 INT
vs. UGA (11/28)	*	2	1	3	-	-	-
at UK (12/5)							



# KAI KROEGER

39

P | 6-3 | 195 | FR | HS

Lake Forest, Ill.  
(Lake Forest HS)

• SEC Special Teams Player of the Week - 10/19/20

**QUICK HITS**

- Notched four punts for 184 yards (46.0 avg) vs. No. 9 Georgia (11/28) with a long punt of 52 yards
- Tallied career-high seven punts for 313 yards (44.7 avg) with a pair of 50-yarders
- Had a pair of punts for 89 yards (44.5 avg) at Ole Miss (11/14)
- Had five punts for 206 yards (long of 48) vs. No. 7/7 Texas A&M (11/7)
- Tallied one punt for 50 yards at LSU (10/24)
- Had five punts for 242 yards (48.4 avg) with three balls pinned inside the 20 in a 30-22, comeback win vs. No. 15/14 Auburn (10/17); performance earned him SEC Special Teams Player of the Week
- Punted just twice in 41-7 win at Vanderbilt (10/10); had his first career 50-yard punt in the fourth quarter
- Notched four punts for 167 yards at No. 3/3 Florida (10/3); had a career-long punt of 49 yards
- Had six punts for 211 yards (35.2 avg) in Gamecock debut vs. No. 16/21 Tennessee; had a long punt of 45 yards and pinned two inside the 20
- Highly touted freshman won the starting punter job
- Named to the 2019 IHSFCA honorable mention 6A all-state team
- Earned all-conference honors and a spot on the *News-Sun* and *Pioneer Press* all-area teams in 2018
- 2018 North Suburban Conference Special Teams Player of the Year
- No. 3 punter in the nation according to 247Sports

**KROEGER'S CAREER STATISTICS**

Year	GP	No.	Yards	Avg.	Long	TB	FC	I20	50+
2020	9	36	1,559	43.3	53	2	13	7	7

**KROEGER'S 2020 SEASON HIGHS**

<b>Punts</b>	7 • vs. Missouri (11/21)
<b>Long Punt</b>	53 • vs. Auburn (10/17)
<b>Punting Average</b>	48.5 • at Vanderbilt (10/10)

**KROEGER'S 2020 GAME-BY-GAME STATISTICS**

Opp.	Punts	Yards	Avg.	Long	TB	FC	I20
vs. TENN (9/26)	6	211	35.2	45	-	3	2
at FLA (10/3)	4	167	41.8	49	-	1	-
at VAN (10/10)	2	97	48.5	52	-	-	-
vs. AUB (10/17)	5	242	48.4	53	1	1	3
at LSU (10/24)	1	50	50.0	50	-	1	-
<b>BYE WEEK (10/31)</b>							
vs. TA&M (11/7)	5	206	41.2	48	-	1	1
at MISS (11/14)	2	89	44.5	49	-	1	-
vs. MIZ (11/21)	7	313	44.7	51	1	3	1
vs. UGA (11/28)	4	184	46.0	52	-	2	-
at UK (12/5)							



# MITCH JETER

98

PK | 5-10 | 190 | FR | HS

Salisbury, N.C.  
(Cannon School)

**QUICK HITS**

- Serving as the team's kickoff specialist as a true freshman
- As a senior, went 8-for-10 on FGs with a long of 57 yards
- Also played soccer in high school; named all-conference and all-region
- Spent a week in England training inside Premier League stadiums (Arsenal, West Bromwich Albion and Nottingham Forest)

**JETER'S CAREER STATISTICS**

-Placekicking-						
Year	GP	FG-A	Pct	Long	PAT-A	Pts.
2020	9	-	-	-	-	-

-Field Goals-									
Year	M-A	Pct	01-19	20-29	30-39	40-49	50+	Lg	Blk
2020	-	-	-	-	-	-	-	-	-

-Kickoffs-					
Year	No.	Yds	Avg.	TB	OB
2020	41	2,386	58.2	22	4

**JETER'S 2020 SEASON HIGHS**

<b>Points</b>	
<b>Extra Points Made</b>	
<b>Field Goals Made</b>	
<b>Field Goals Attempted</b>	
<b>Long Field Goal</b>	

**JETER'S 2020 GAME-BY-GAME STATISTICS**

Opp.	FGM-A	1-19	20-29	30-39	40-49	50+	Lg	Blk
vs. TENN (9/26)	-	-	-	-	-	-	-	-
at FLA (10/3)	-	-	-	-	-	-	-	-
at VAN (10/10)	-	-	-	-	-	-	-	-
vs. AUB (10/17)	-	-	-	-	-	-	-	-
at LSU (10/24)	-	-	-	-	-	-	-	-
<b>BYE WEEK (10/31)</b>								
vs. TA&M (11/7)	-	-	-	-	-	-	-	-
at MISS (11/14)	-	-	-	-	-	-	-	-
vs. MIZ (11/21)	-	-	-	-	-	-	-	-
vs. UGA (11/28)	-	-	-	-	-	-	-	-
at UK (12/5)								





# PARKER WHITE

**43****PK | 6-5 | 195 | RSR | 3L**Mount Pleasant, S.C.  
(Wando HS)

- 2020 Lou Groza Award Preseason Watch List
- SEC Special Teams Player of the Week - 10/8/18
- 2017, 2018, 2019 SEC Academic Honor Roll

**QUICK HITS**

- Former walk-on, has been the starting kicker the last three seasons
- Has made 69.6 percent (55-of-79) of his kicks, including 89.7 percent (35-of-39) from inside 40 yards
- Did not have a field goal attempt for the first time all season at Ole Miss (11/14) but managed a season-high six extra points; moved into second place on the all-time PATs made/attempted list at South Carolina
- Had six points in win vs. No. 15/14 Auburn (10/17)
- Scored 11 points (2-for-3 FGs, 5-for-5 XPs) in 41-7 win at Vanderbilt (10/10)
- Had six points at No. 3/3 Florida with three XPs and a 45-yard FG
- Scored nine points vs. No. 16/21 Tennessee (9/26) with three XPs and a pair of fourth quarter FGs
- Made a career-high 18 FGs during the 2019 season
- Was 3-for-3 on FGs and made career long 50-yarder vs. App. State (11/9/19)
- Hit the eventual game-winning, 24-yard FG in the second overtime of a 20-17 victory at No. 3/3 Georgia (10/12); made a 49-yarder in the first half
- Had season-high 11 points (3 FGs, 2 XPs) vs. No. 2/2 Alabama (9/14)
- His 84 points scored in 2018 T-10th on Carolina's all-time single-season scoring list with George Rogers in his Heisman Trophy winning season of 1980
- Earned co-SEC Special Teams Player of the Week accolades after going 3-for-3 (tied career-high FGs made) in the win vs. Missouri (10/6/18)

**WHITE'S CAREER STATISTICS****–Placekicking–**

Year	GP	FG-A	Pct	Long	PAT-A	Pts.
2017	13	14-25	.560	47	26-26	68
2018	13	13-16	.813	42	45-46	84
2019	12	18-22	.818	50	25-25	79
2020	9	10-16	.625	48	25-26	55
<b>Total</b>	<b>47</b>	<b>55-79</b>	<b>.696</b>	<b>50</b>	<b>121-123</b>	<b>286</b>

**–Field Goals–**

Year	M-A	Pct	01-19	20-29	30-39	40-49	50+	Lg	Blk
2017	14-25	.560	-	6-6	4-5	4-12	0-2	47	-
2018	13-16	.813	1-1	5-5	5-6	2-4	-	42	-
2019	18-22	.818	-	5-5	6-7	6-6	1-4	50	-
2020	10-16	.625	-	-	3-4	7-9	0-3	48	-
<b>Total</b>	<b>55-79</b>	<b>.696</b>	<b>1-1</b>	<b>16-16</b>	<b>18-22</b>	<b>19-31</b>	<b>1-9</b>	<b>50</b>	<b>0</b>

**–Kickoffs–**

Year	No.	Yds	Avg.	TB	OB
2017	65	4,172	64.2	44	2
2018	19	1,226	64.5	12	-
2019	5	268	53.6	-	-
<b>Total</b>	<b>89</b>	<b>5,666</b>	<b>63.7</b>	<b>56</b>	<b>2</b>

**WHITE'S 2020 SEASON HIGHS**

<b>Points</b>	11 • at Vanderbilt (10/10)
<b>Extra Points Made</b>	6 • at Ole Miss (11/14)
<b>Field Goals Made</b>	2 • 2x, last at Vanderbilt (10/10)
<b>Field Goals Attempted</b>	4 • at LSU (10/24)
<b>Long Field Goal</b>	48 • vs. Texas A&M (11/7)

**WHITE'S CAREER HIGHS**

<b>Points</b>	13 • vs. Missouri (10/6/18) at Vanderbilt (9/22/18)
<b>Extra Points Made</b>	7 • vs. Coastal Carolina (9/1/18)
<b>Field Goals Made</b>	3 • 5x, last vs. App. State (11/9/19)
<b>Field Goals Attempted</b>	4 • 3x, last at LSU (10/24/20)
<b>Longest Field Goal</b>	50 • vs. App. State (11/9/19)

**WHITE'S 2020 GAME-BY-GAME STATISTICS**

Opp.	FGM-A	1-19	20-29	30-39	40-49	50+	Lg	Blk
<b>vs. TENN (9/26)</b>	2-2	-	-	1-1	1-1	-	45	-
at FLA (10/3)	1-1	-	-	-	1-1	-	45	-
at VAN (10/10)	2-3	-	-	-	2-2	0-1	42	-
<b>vs. AUB (10/17)</b>	1-1	-	-	1-1	-	-	39	-
at LSU (10/24)	1-4	-	-	0-1	1-2	0-1	45	-
<b>BYE WEEK (10/31)</b>								
<b>vs. TA&amp;M (11/7)</b>	1-2	-	-	-	1-2	-	48	-
at MISS (11/14)	-	-	-	-	-	-	-	-
<b>vs. MIZ (11/21)</b>	1-1	-	-	-	1-1	-	47	-
<b>vs. UGA (11/28)</b>	1-2	-	-	1-1	-	0-1	39	-
at UK (12/5)	-	-	-	-	-	-	-	-

**CAROLINA CAREER LEADERS****FIELD GOALS MADE**

1. Collin Mackie (1987-90)	72
2. Elliott Fry (2013-16)	66
<b>3. Parker White (2017-20)</b>	<b>55</b>
4. Ryan Succop (2005-08)	49
T5. Mark Fleetwood (1981-83)	39
Reed Morton (1993-96)	39

**PATs ATTEMPTED**

1. Elliott Fry (2013-16)	162
<b>2. Parker White (2017-20)</b>	<b>123</b>
3. Scott Hagler (1983-86)	118
4. Collin Mackie (1987-90)	115
5. Ryan Succop (2005-08)	106

**FIELD GOALS ATTEMPTED**

1. Collin Mackie (1987-90)	98
2. Elliott Fry (2013-16)	88
<b>3. Parker White (2017-20)</b>	<b>79</b>
4. Ryan Succop (2005-08)	69
5. Reed Morton (1993-96)	54

**PAT PERCENTAGE (Min. 40 Made)**

1. Adam Yates (2008-12)	1000
2. Elliott Fry (2013-16)	994
3. Scott Hagler (1983-86)	992
4. Collin Mackie (1987-90)	991
<b>5. Parker White (2017-20)</b>	<b>984</b>

**PATs MADE**

1. Elliott Fry (2013-16)	161
<b>2. Parker White (2017-20)</b>	<b>121</b>
3. Scott Hagler (1983-86)	117
4. Collin Mackie (1987-90)	114
5. Ryan Succop (2005-08)	104

**POINTS SCORED**

1. Elliott Fry (2013-16)	359
2. Collin Mackie (1987-90)	330
<b>3. Parker White (2017-20)</b>	<b>286</b>
4. Ryan Succop (2005-08)	251
5. Marcus Lattimore (2010-12)	246

**WHITE'S LATE-GAME HEROICS**

DATE	OPPONENT	QTR	TIME	SCORE AT TIME	FG YDS.	FINAL
09/23/17	vs Louisiana Tech	4	0:04	14-16	31	17-16
10/14/17	at Tennessee	4	5:17	9-9	21	15-9
10/06/18	vs Missouri	4	0:02	34-35	33	37-35
10/27/18	vs Tennessee	4	5:52	24-24	25	27-24
10/12/19	at Georgia	2OT	-	17-17	24	20-17

