



2019 Kentucky Baseball
Overall Statistics for Kentucky (as of May 20, 2019)
(All games Sorted by Batting avg)



Record: 26-29 Home: 16-15 Away: 10-14 SEC: 7-23

Player	avg	gp-gs	ab	r	h	2b	3b	hr	rbi	tb	slg%	bb	hp	so	gdp	ob%	sf	sh	sb-att	po	a	e	fld%	
25 Coltyn Kessler	.297	48-47	165	28	49	12	1	5	29	78	.473	17	7	52	5	.384	1	2	0-1	237	48	4	.986	
42 Elliott Curtis	.296	41-24	98	20	29	6	0	2	17	41	.418	9	1	17	0	.358	1	3	4-7	22	38	4	.938	
12 Ryan Shinn	.286	55-55	199	49	57	17	0	13	31	113	.568	21	17	62	2	.399	1	0	7-12	104	0	2	.981	
30 Jaren Shelby	.273	51-45	161	22	44	10	0	6	35	72	.447	23	5	45	0	.375	3	1	13-16	86	4	5	.947	
2 Austin Schultz	.265	44-40	136	25	36	7	0	2	8	49	.360	27	7	44	2	.409	1	1	10-13	45	78	10	.925	
5 T.J. Collett	.259	47-40	170	26	44	8	1	10	40	84	.494	15	7	50	2	.340	2	0	1-3	6	0	0	1.000	
37 Cam Hill	.248	45-32	125	19	31	10	0	1	14	44	.352	9	6	28	3	.329	0	8	10-11	98	1	2	.980	
43 Breydon Daniel	.238	46-43	160	32	38	6	1	7	20	67	.419	23	11	56	1	.369	1	5	17-22	85	32	9	.929	
10 Dalton Reed	.222	51-49	185	23	41	4	1	6	26	65	.351	11	2	73	1	.266	5	1	0-3	315	22	10	.971	
8 Marshall Gei	.216	32-27	88	7	19	2	1	0	5	23	.261	11	3	15	3	.324	0	7	2-2	279	23	0	1.000	
4 Zeke Lewis	.213	43-28	94	17	20	4	0	2	12	30	.319	13	0	19	2	.306	1	4	7-9	36	54	6	.938	
19 Alex Rodriguez	.155	41-32	97	14	15	7	0	1	15	25	.258	17	6	34	0	.314	1	3	8-9	36	62	8	.925	

28 Ryan Johnson	.349	22-19	63	16	22	2	0	3	8	33	.524	15	6	11	0	.512	0	1	3-4	22	1	0	1.000	
7 Rook Ellington	.222	23-5	18	3	4	1	0	0	1	5	.278	3	3	7	0	.417	0	0	1-1	20	0	0	1.000	
33 Trae Harmon	.200	6-0	5	1	1	1	0	0	2	2	.400	1	0	2	0	.333	0	0	0-0	2	0	0	1.000	
21 Orlando Adams Jr.	.100	14-1	10	3	1	1	0	0	0	2	.200	2	2	5	0	.357	0	0	1-1	10	0	0	1.000	
41 Grant Macciocchi	.083	6-2	12	2	1	0	0	0	0	1	.083	1	0	2	1	.154	0	0	1-2	8	9	2	.895	
52 Tanner Holen	.000	5-1	6	0	0	0	0	0	0	0	.000	0	0	5	1	.000	0	0	0-0	12	1	0	1.000	
22 Dillon Marsh	.000	2-2	0	0	0	0	0	0	0	0	.000	0	0	0	0	.000	0	0	0-0	1	4	0	1.000	
50 Mason Hazelwood	.000	1-1	0	0	0	0	0	0	0	0	.000	0	0	0	0	.000	0	0	0-0	3	8	2	.846	
38 Jimmy Ramsey	.000	2-2	0	0	0	0	0	0	0	0	.000	0	0	0	0	.000	0	0	0-0	2	8	1	.909	
Totals	.252	55	1792	307	452	98	5	58	263	734	.410	218	83	527	23	.357	17	36	85-116	1434	427	71	.963	
Opponents	.257	55	1858	344	477	102	13	51	316	758	.408	241	48	526	21	.354	16	25	30-44	1427	498	60	.970	

LOB - Team (412), Opp (410). DPs turned - Team (25), Opp (25). IBB - Team (7), C. Kessler 2, Jr. Shelby 1, R. Johnson 1, D. Reed 1, T. Collett 1, A. Rodriguez 1, Opp (11). Picked off - Z. Lewis 1, B. Daniel 1, R. Shinn 1, C. Hill 1, M. Gei 1, E. Curtis 1.

(All games Sorted by Earned run avg)

Player	era	w-l	app	gs	cg	sho	sv	ip	h	r	er	bb	so	2b	3b	hr	b/avg	wp	hp	bk	sfa	sha
14 Zack Thompson	2.40	6-1	14	14	2	1/0	0	90.0	59	29	24	34	130	17	0	3	.184	4	8	0	1	6
38 Jimmy Ramsey	7.26	4-6	18	11	0	0/0	1	57.0	76	54	46	21	68	21	4	12	.310	5	4	2	3	1

35 Cole Daniels	2.57	3-0	28	0	0	0/1	0	14.0	9	6	4	14	21	2	1	0	.188	4	3	0	1	2
50 Mason Hazelwood	3.92	2-3	13	9	0	0/1	0	39.0	27	21	17	19	39	3	3	4	.190	0	4	0	0	1
13 Cole Ayers	4.05	0-2	26	0	0	0/1	0	20.0	26	24	9	16	19	6	0	1	.325	5	2	1	4	3
15 Trip Lockhart	4.55	1-1	19	1	0	0/1	1	29.2	30	19	15	11	25	7	0	3	.261	5	4	1	0	0
54 Daniel Harper	4.70	3-3	28	0	0	0/1	1	46.0	43	28	24	16	42	8	3	5	.246	6	2	0	1	4
20 Braxton Cottongame	4.91	0-1	17	0	0	0/1	0	18.1	20	17	10	15	15	5	0	0	.286	2	1	0	1	0
34 Carson Coleman	5.14	2-5	23	0	0	0/0	5	28.0	24	20	16	15	36	5	0	3	.235	1	5	0	1	3
31 Alex Degen	5.60	1-0	16	1	0	0/0	0	17.2	22	14	11	17	19	5	0	1	.324	3	0	0	1	1
22 Dillon Marsh	6.43	3-3	14	14	0	0/1	0	49.0	57	36	35	22	45	11	1	9	.282	2	3	0	0	1
24 Brett Marshall	6.43	0-0	8	0	0	0/1	0	7.0	9	5	5	2	7	1	0	0	.310	3	1	0	1	0
41 Grant Macciocchi	6.75	1-3	11	5	0	0/1	0	34.2	43	35	26	8	30	5	1	5	.295	3	9	1	1	3
3 Ben Jordan	7.27	0-0	10	0	0	0/1	0	8.2	8	8	7	12	8	1	0	0	.242	2	0	0	1	0
55 Tyler Burchett	9.00	0-0	5	0	0	0/1	0	3.0	4	6	3	3	2	2	0	1	.286	1	1	0	0	0
39 Hunter Rigby	10.03	0-1	15	0	0	0/1	0	11.2	15	16	13	9	14	1	0	3	.294	2	1	0	0	0
28 Ryan Johnson	12.46	0-0	10	0	0	0/0	0	4.1	5	6	6	7	6	2	0	1	.278	2	0	0	0	0
Totals	5.10	26-29	55	55	2	4/3	8	478.0	477	344	271	241	526	102	13	51	.257	50	48	5	16	25
Opponents	4.71	29-26	55	55	0	0/0	12	475.2	452	307	249	218	527	98	5	58	.252	51	83	6	17	36

PB - Team (11), C. Kessler 7, M. Gei 3, O. Adams Jr. 1, Opp (12). Pickoffs - Team (8), C. Kessler 2, C. Ayers 1, B Cottongame 1, A. Degen 1, M. Hazelwood 1, Z. Thompson 1, D. Marsh 1, Opp (6). SBA/ATT - M. Gei (18-23), C. Kessler (12-17), J. Ramsey (7-8), Z. Thompson (6-7), D. Harper (2-5), D. Marsh (4-5), A. Degen (2-4), C. Coleman (2-3), M. Hazelwood (1-3), B Cottongame (2-3), C. Daniels (2-2), T. Lockhart (0-2), C. Ayers (1-1), G Macciocchi (1-1).



2019 Kentucky Baseball
 Overall Statistics for Kentucky (as of May 20, 2019)
 (All games Sorted by Fielding pct)



Player	c	po	a	e	fld%	dp	sba	csb	sba%	pb	ci
8 Marshall Gei	302	279	23	0	1.000	2	18	5	.783	3	0
28 Ryan Johnson	23	22	1	0	1.000	0	0	0	---	0	0
7 Rook Ellington	20	20	0	0	1.000	0	0	0	---	0	0
52 Tanner Holen	13	12	1	0	1.000	0	0	0	---	0	0
21 Orlando Adams Jr.	10	10	0	0	1.000	0	0	0	---	1	0
5 T.J. Collett	6	6	0	0	1.000	1	0	0	---	0	0
22 Dillon Marsh	5	1	4	0	1.000	0	4	1	.800	0	0
15 Trip Lockhart	3	2	1	0	1.000	0	0	2	.000	0	0
33 Trae Harmon	2	2	0	0	1.000	1	0	0	---	0	0
20 Braxton Cottongame	2	0	2	0	1.000	0	2	1	.667	0	0
31 Alex Degen	1	0	1	0	1.000	0	2	2	.500	0	0
25 Coltyn Kessler	289	237	48	4	.986	1	12	5	.706	7	0
12 Ryan Shinn	106	104	0	2	.981	0	0	0	---	0	0
37 Cam Hill	101	98	1	2	.980	0	0	0	---	0	0
10 Dalton Reed	347	315	22	10	.971	22	0	0	---	0	0
30 Jaren Shelby	95	86	4	5	.947	0	0	0	---	0	0
4 Zeke Lewis	96	36	54	6	.938	11	0	0	---	0	0
42 Elliott Curtis	64	22	38	4	.938	2	0	0	---	0	0
43 Breydon Daniel	126	85	32	9	.929	4	0	0	---	0	0
2 Austin Schultz	133	45	78	10	.925	12	0	0	---	0	0
19 Alex Rodriguez	106	36	62	8	.925	7	0	0	---	0	0
14 Zack Thompson	13	0	12	1	.923	0	6	1	.857	0	0
38 Jimmy Ramsey	11	2	8	1	.909	0	7	1	.875	0	0
41 Grant Maciocchi	19	8	9	2	.895	2	1	0	1.000	0	0
50 Mason Hazelwood	13	3	8	2	.846	0	1	2	.333	0	0
54 Daniel Harper	13	1	10	2	.846	1	2	3	.400	0	0
13 Cole Ayers	6	2	3	1	.833	0	1	0	1.000	0	0
34 Carson Coleman	4	0	3	1	.750	0	2	1	.667	0	0
35 Cole Daniels	3	0	2	1	.667	0	2	0	1.000	0	0
24 Brett Marshall	0	0	0	0	.000	0	0	0	---	0	0
39 Hunter Riggsby	0	0	0	0	.000	0	0	0	---	0	0
3 Ben Jordan	0	0	0	0	.000	0	0	0	---	0	0
55 Tyler Burchett	0	0	0	0	.000	0	0	0	---	0	0
Totals	1932	1434	427	71	.963	25	30	14	.682	11	0
Opponents	1985	1427	498	60	.970	25	85	31	.733	12	0

Hitting minimums - 1 Games 50% of Games 1.5 AB/Game 1 TPA 1.5 TPA/Game
 Pitching minimums - 1 Games 1 IP 1.0 IP/Game



2018 Kentucky Baseball
Overall Statistics for Kentucky (as of May 22, 2018)
(All games Sorted by Batting avg)



Record: 34-22 Home: 19-9 Away: 10-12 Neutral: 5-1 SEC: 13-17

Player	avg	gp-gs	ab	r	h	2b	3b	hr	rbi	tb	slg%	bb	hp	so	gdp	ob%	sf	sh	sb-att	po	a	e	fld%	
13 Kole Cottam	.352	56-56	219	54	77	12	0	19	51	146	.667	31	5	49	9	.438	3	2	4-5	452	34	3	.994	
26 Luke Heyer	.348	55-54	207	46	72	17	0	18	57	143	.691	28	7	49	2	.440	1	1	9-15	38	73	4	.965	
6 Tristan Pompey	.335	50-46	185	41	62	20	0	7	39	103	.557	33	5	47	2	.448	0	1	10-13	97	0	1	.990	
5 T.J. Collett	.304	34-32	125	27	38	4	0	10	34	72	.576	18	6	30	2	.413	1	0	0-0	0	0	0	.000	
52 Ben Aklinski	.304	56-56	214	39	65	10	1	6	42	95	.444	30	4	42	3	.393	4	3	6-10	149	3	0	1.000	
10 Luke Becker	.286	56-56	206	37	59	12	2	7	38	96	.466	37	9	45	2	.410	4	3	10-15	71	118	8	.959	
2 Trey Dawson	.280	55-55	168	42	47	9	1	3	19	67	.399	39	1	50	5	.416	1	7	7-7	61	117	11	.942	
16 Troy Squires	.267	56-56	202	40	54	12	0	5	51	81	.401	25	16	38	7	.388	2	14	2-5	441	26	4	.992	
28 Ryan Johnson	.242	48-34	132	30	32	9	0	3	20	50	.379	13	5	30	1	.327	3	3	2-3	61	1	2	.969	

44 Ryan Shinn	.259	37-23	81	10	21	6	1	2	8	35	.432	9	3	24	1	.355	0	4	1-2	22	2	2	.923	
8 Marshall Gei	.250	10-1	8	0	2	1	0	0	0	3	.375	0	0	2	0	.250	0	0	1-1	10	1	0	1.000	
37 Cam Hill	.250	7-0	4	3	1	0	0	0	0	1	.250	0	0	0	0	.250	0	0	0-0	6	0	0	1.000	
4 Zeke Lewis	.214	30-6	28	9	6	1	0	0	2	7	.250	2	2	9	0	.313	0	0	5-6	5	5	1	.909	
19 Alex Rodriguez	.189	30-18	53	12	10	4	0	0	3	14	.264	11	3	24	1	.358	0	2	1-2	11	30	3	.932	
25 Coltyn Kessler	.147	16-9	34	4	5	1	0	0	1	6	.176	4	2	13	0	.268	1	0	0-0	0	1	1	.500	
23 Brayden Combs	.143	12-2	14	3	2	0	0	1	2	5	.357	1	1	3	1	.250	0	0	0-0	8	3	1	.917	
A. Keen	.000	1-0	0	0	0	0	0	0	0	0	.000	0	0	0	0	.000	0	0	0-0	0	0	0	.000	
Totals	.294	56	1880	397	553	118	5	81	367	924	.491	281	69	455	36	.401	20	40	58-84	1468	467	54	.973	
Opponents	.260	56	1900	315	494	93	5	60	296	777	.409	214	46	519	26	.347	15	25	30-36	1443	555	55	.973	

LOB - Team (450), Opp (417). DPs turned - Team (31), Opp (43). IBB - Team (5), T. Collett 1, L. Becker 1, L. Heyer 1, B. Aklinski 1, T. Pompey 1, Opp (3).

(All games Sorted by Earned run avg)

Player	era	w-l	app	gs	cg	sho	sv	ip	h	r	er	bb	so	2b	3b	hr	b/avg	wp	hp	bk	sfa	sha
30 Sean Hjelle	3.44	7-5	15	14	0	0/0	0	99.1	87	43	38	22	91	14	4	5	.232	9	7	0	1	7
21 Justin Lewis	4.33	7-3	12	12	0	0/1	0	72.2	63	41	35	27	92	9	0	12	.232	10	8	1	3	4

33 Chris Machamer	3.06	2-1	23	0	0	0/1	10	35.1	29	13	12	9	38	5	0	3	.216	2	2	0	2	1
34 Carson Coleman	3.15	3-0	20	0	0	0/1	0	20.0	13	7	7	18	32	2	0	2	.183	1	2	0	0	0
14 Zack Thompson	4.94	2-1	9	7	0	0/0	0	31.0	24	17	17	20	42	1	0	4	.212	2	5	1	0	1
54 Daniel Harper	5.51	3-2	17	11	0	0/0	1	49.0	57	34	30	19	42	10	1	3	.292	6	4	0	1	5
38 Jimmy Ramsey	5.94	3-2	26	1	0	0/1	0	36.1	35	26	24	16	42	10	0	8	.246	4	6	0	0	0
50 Mason Hazelwood	6.63	1-2	18	0	0	0/0	0	19.0	17	14	14	11	19	8	0	2	.243	3	3	0	1	2
24 Brett Marshall	6.75	1-0	10	0	0	0/0	0	10.2	11	8	8	4	11	4	0	1	.262	1	1	0	0	0
42 Brad Schaezner	6.93	1-2	19	5	0	0/0	0	37.2	58	29	29	16	37	8	0	6	.358	5	1	1	1	4
12 Alec Maley	8.20	1-0	19	0	0	0/0	0	18.2	21	18	17	12	15	6	0	2	.288	5	2	0	3	0
40 Crosby Bringhurst	8.44	0-0	6	0	0	0/0	0	5.1	7	6	5	3	3	1	0	0	.304	2	0	0	0	0
39 Zach Haake	8.47	2-4	15	6	0	0/0	0	34.0	40	32	32	22	36	4	0	9	.290	2	2	0	1	1
15 Trip Lockhart	9.53	0-0	8	0	0	0/0	0	5.2	5	8	6	4	6	2	0	1	.208	0	0	0	0	0
45 Aaron McGeorge	10.38	1-0	13	0	0	0/0	0	13.0	23	16	15	8	12	9	0	2	.397	2	3	1	2	0
A. Keen	13.50	0-0	1	0	0	0/0	0	0.2	1	1	1	2	1	0	0	0	.333	0	0	0	0	0
28 Ryan Johnson	18.00	0-0	1	0	0	0/0	0	1.0	3	2	2	1	0	0	0	0	.600	1	0	0	0	0
Totals	5.37	34-22	56	56	0	1/1	11	489.1	494	315	292	214	519	93	5	60	.260	55	46	4	15	25
Opponents	6.38	22-34	56	56	0	0/0	13	481.0	553	397	341	281	455	118	5	81	.294	65	69	5	20	40

PB - Team (5), T. Squires 5, Opp (11). Pickoffs - Team (5), J. Lewis 2, K. Cottam 1, B. Schaezner 1, T. Squires 1. SBA/ATT - T. Squires (17-19), K. Cottam (12-15), S. Hjelle (6-7), C. Machamer (4-5), D. Harper (2-5), B. Schaezner (4-4), Z. Haake (4-4), J. Lewis (3-3), A. Maley (3-3), C. Coleman (1-2), J. Ramsey (2-2), Z. Thompson (1-1).



2018 Kentucky Baseball
 Overall Statistics for Kentucky (as of May 22, 2018)
 (All games Sorted by Fielding pct)



Player	c	po	a	e	fld%	dp	sba	csb	sba%	pb	ci
52 Ben Aklinski	152	149	3	0	1.000	0	0	0	---	0	0
8 Marshall Gei	11	10	1	0	1.000	0	0	0	---	0	0
54 Daniel Harper	11	3	8	0	1.000	0	2	3	.400	0	0
33 Chris Machamer	8	4	4	0	1.000	0	4	1	.800	0	0
37 Cam Hill	6	6	0	0	1.000	0	0	0	---	0	0
39 Zach Haake	5	1	4	0	1.000	0	4	0	1.000	0	0
12 Alec Maley	4	2	2	0	1.000	0	3	0	1.000	0	0
34 Carson Coleman	2	1	1	0	1.000	0	1	1	.500	0	0
24 Brett Marshall	2	1	1	0	1.000	0	0	0	---	0	0
38 Jimmy Ramsey	2	0	2	0	1.000	0	2	0	1.000	0	0
13 Kole Cottam	489	452	34	3	.994	17	12	3	.800	0	0
16 Troy Squires	471	441	26	4	.992	14	17	2	.895	5	0
6 Tristan Pompey	98	97	0	1	.990	0	0	0	---	0	0
28 Ryan Johnson	64	61	1	2	.969	0	0	0	---	0	0
26 Luke Heyer	115	38	73	4	.965	7	0	0	---	0	0
10 Luke Becker	197	71	118	8	.959	22	0	0	---	0	0
2 Trey Dawson	189	61	117	11	.942	19	0	0	---	0	0
21 Justin Lewis	17	6	10	1	.941	0	3	0	1.000	0	0
19 Alex Rodriguez	44	11	30	3	.932	0	0	0	---	0	0
44 Ryan Shinn	26	22	2	2	.923	0	0	0	---	0	0
23 Brayden Combs	12	8	3	1	.917	1	0	0	---	0	0
4 Zeke Lewis	11	5	5	1	.909	0	0	0	---	0	0
42 Brad Schaenzer	8	1	6	1	.875	1	4	0	1.000	0	0
30 Sean Hjelle	30	13	12	5	.833	1	6	1	.857	0	0
14 Zack Thompson	4	2	1	1	.750	0	1	0	1.000	0	0
50 Mason Hazelwood	4	1	2	1	.750	1	0	0	---	0	0
25 Coltyn Kessler	2	0	1	1	.500	0	0	0	---	0	0
15 Trip Lockhart	3	1	0	2	.333	0	0	0	---	0	0
45 Aaron McGeorge	2	0	0	2	.000	0	0	0	---	0	0
5 T.J. Collett	0	0	0	0	.000	0	0	0	---	0	0
A. Keen	0	0	0	0	.000	0	0	0	---	0	0
40 Crosby Bringham	0	0	0	0	.000	0	0	0	---	0	0
Totals	1989	1468	467	54	.973	31	30	6	.833	5	0
Opponents	2053	1443	555	55	.973	43	58	26	.690	11	0

Hitting minimums - 1 Games 50% of Games 1.5 AB/Game 1 TPA 1.5 TPA/Game

Pitching minimums - 1 Games 1 IP 1.0 IP/Game



2017 Kentucky Baseball
Overall Statistics for Kentucky (as of Jun 16, 2017)
(All games Sorted by Batting avg)



Record: 43-23 Home: 30-6 Away: 11-14 Neutral: 2-3 SEC: 19-11

Player	avg	gp-gs	ab	r	h	2b	3b	hr	rbi	tb	slg%	bb	hp	so	gdp	ob%	sf	sh	sb-att	po	a	e	fld%	
E. White	.373	53-52	212	48	79	24	1	10	41	135	.637	25	8	31	3	.453	2	1	5-7	374	29	0	1.000	
T. Pompey	.361	66-66	266	70	96	18	0	10	45	144	.541	46	6	56	3	.464	1	1	9-13	87	1	2	.978	
Z. Reks	.352	65-65	244	44	86	16	2	3	44	115	.471	42	9	26	11	.461	2	7	15-18	104	3	1	.991	
R. Mahan	.336	66-66	262	58	88	23	3	15	67	162	.618	22	6	56	4	.392	6	3	9-12	117	146	11	.960	
K. Cottam	.319	55-50	188	34	60	12	1	7	44	95	.505	15	6	33	5	.380	4	2	0-0	162	14	2	.989	
T. Squires	.305	49-48	151	25	46	10	0	1	26	59	.391	23	10	20	5	.427	1	13	5-7	387	37	3	.993	
M. Carson	.303	66-66	234	50	71	13	3	7	39	111	.474	18	20	39	1	.398	2	7	8-14	144	1	4	.973	
T. Marshall	.293	57-40	140	22	41	4	0	1	29	48	.343	29	6	25	4	.425	4	3	1-4	111	57	4	.977	
L. Becker	.287	61-44	167	48	48	9	0	7	46	78	.467	37	4	42	6	.422	3	4	7-10	14	41	9	.859	
C. Heady	.276	66-66	210	47	58	9	0	7	32	88	.419	36	7	42	1	.399	0	15	2-6	104	170	17	.942	

L. Heyer	.262	37-18	65	12	17	6	0	3	12	32	.492	5	3	19	1	.342	0	1	1-2	5	17	0	1.000	
G. McNeill	.258	24-5	31	4	8	2	0	1	6	13	.419	3	0	8	1	.314	1	0	0-0	55	4	1	.983	
M. Gei	.200	9-0	5	2	1	0	0	0	2	1	.200	0	0	0	0	.200	0	0	0-0	18	1	0	1.000	
S. Wilson	.167	32-3	30	7	5	2	0	0	7	7	.233	4	4	7	0	.325	2	0	1-1	13	0	0	1.000	
T. Collett	.087	20-2	23	1	2	0	0	1	6	5	.217	1	2	7	1	.192	0	0	0-0	0	0	0	.000	
Z. Lewis	.000	28-0	5	12	0	0	0	0	0	0	.000	4	1	3	0	.500	0	0	0-1	3	6	1	.900	
J. Bellini	.000	5-0	2	0	0	0	0	0	0	0	.000	0	0	1	0	.000	0	0	0-0	2	3	2	.714	
Z. Logue	.000	1-1	0	0	0	0	0	0	0	0	.000	0	0	0	0	.000	0	0	0-0	0	7	1	.875	
J. Smith	.000	1-0	0	0	0	0	0	0	0	0	.000	0	0	0	0	.000	0	0	0-0	0	0	0	.000	
S. Hjelle	.000	2-2	0	0	0	0	0	0	0	0	.000	0	0	0	0	.000	0	0	0-0	11	24	5	.875	
Totals	.316	66	2235	484	706	148	10	73	446	1093	.489	310	92	415	46	.416	28	57	63-95	1730	613	67	.972	
Opponents	.230	66	2154	281	496	101	6	68	262	813	.377	217	63	583	38	.317	13	24	17-35	1689	654	66	.973	

LOB - Team (550), Opp (462). DPs turned - Team (45), Opp (53). CI - Team (2), T. Squires 2, Opp (1). IBB - Team (7), R. Mahan 3, E. White 2, L. Becker 1, T. Pompey 1, Opp (8). Picked off - K. Cottam 2, T. Pompey 2, T. Squires 2, L. Becker 1, Z. Lewis 1, G. McNeill 1.

(All games Sorted by Earned run avg)

Player	era	w-l	app	gs	cg	sho	sv	ip	h	r	er	bb	so	2b	3b	hr	b/avg	wp	hp	bk	sfa	sha		
Z. Thompson	3.45	8-3	20	13	0	0/2	1	75.2	50	34	29	38	96	15	1	8	.187	4	14	0	0	3		
J. Lewis	3.56	6-4	17	16	1	0/0	0	91.0	77	38	36	27	72	12	1	12	.224	5	6	2	0	5		
S. Hjelle	3.89	11-4	18	17	1	1/0	0	108.2	99	51	47	33	102	12	1	11	.243	0	12	0	3	4		
Z. Logue	4.97	7-5	18	15	0	0/0	0	87.0	93	53	48	25	88	22	0	20	.266	2	8	0	2	4		

M. Doerries	0.00	0-0	4	0	0	0/1	0	2.1	1	0	0	1	3	0	0	0	.125	1	1	0	0	0		
L. Salow	1.95	2-6	31	0	0	0/1	12	55.1	37	23	12	17	73	9	0	3	.188	7	1	0	3	3		
C. Machamer	3.18	2-0	24	0	0	0/3	1	34.0	20	13	12	14	39	5	0	2	.164	1	3	0	0	0		
B. Schaezner	3.46	5-0	23	5	0	0/1	0	52.0	41	20	20	15	42	11	1	6	.218	4	3	2	4	2		
Z. Pop	3.48	1-1	22	0	0	0/1	0	20.2	19	10	8	14	20	3	2	1	.247	2	4	1	0	1		
A. Keen	3.68	0-0	11	0	0	0/1	0	7.1	8	3	3	9	1	0	0	0	.348	0	2	0	1	0		
J. Hamilton	4.50	0-0	2	0	0	0/0	0	2.0	1	1	1	1	3	0	0	0	.143	1	0	0	0	0		
A. Maley	5.59	0-0	13	0	0	0/3	0	9.2	13	9	6	10	9	4	0	0	.342	2	2	0	0	2		
C. Cleary	5.86	1-0	24	0	0	0/2	2	27.2	31	19	18	10	29	6	0	5	.279	3	5	0	0	0		
G. McNeill	13.50	0-0	1	0	0	0/0	0	2.0	5	3	3	0	3	1	0	0	.455	0	0	0	0	0		
J. Smith	27.00	0-0	4	0	0	0/1	0	1.1	1	4	4	3	3	1	0	0	.200	0	2	0	0	0		
Totals	3.85	43-23	66	66	2	4/3	16	576.2	496	281	247	217	583	101	6	68	.230	32	63	5	13	24		
Opponents	6.95	23-43	66	66	2	1/0	14	563.0	706	484	435	310	415	148	10	73	.316	64	92	7	28	57		

PB - Team (9), T. Squires 7, K. Cottam 2, Opp (22). Pickoffs - Team (9), T. Squires 3, S. Hjelle 2, L. Salow 2, Z. Thompson 1, Z. Pop 1, Opp (8). SBA/ATT - T. Squires (12-20), K. Cottam (5-10), Z. Thompson (4-9), C. Machamer (5-7), S. Hjelle (3-5), J. Lewis (2-4), L. Salow (1-3), Z. Pop (1-2), Z. Logue (0-2), B. Schaezner (1-2), C. Cleary (0-1).



2017 Kentucky Baseball
 Overall Statistics for Kentucky (as of Jun 16, 2017)
 (All games Sorted by Fielding pct)



Player	c	po	a	e	fld%	dp	sba	csb	sba%	pb	ci
E. White	403	374	29	0	1.000	33	0	0	---	0	0
J. Lewis	24	6	18	0	1.000	2	2	2	.500	0	0
L. Heyer	22	5	17	0	1.000	0	0	0	---	0	0
M. Gei	19	18	1	0	1.000	0	0	0	---	0	0
S. Wilson	13	13	0	0	1.000	0	0	0	---	0	0
B. Schaezner	8	5	3	0	1.000	1	1	1	.500	0	0
C. Cleary	5	0	5	0	1.000	1	0	1	.000	0	0
Z. Pop	3	0	3	0	1.000	0	1	1	.500	0	0
A. Maley	1	0	1	0	1.000	0	0	0	---	0	0
A. Keen	1	0	1	0	1.000	0	0	0	---	0	0
T. Squires	427	387	37	3	.993	2	12	8	.600	7	2
Z. Reks	108	104	3	1	.991	0	0	0	---	0	0
K. Cottam	178	162	14	2	.989	0	5	5	.500	2	0
G. McNeill	60	55	4	1	.983	4	0	0	---	0	0
T. Pompey	90	87	1	2	.978	0	0	0	---	0	0
T. Marshall	172	111	57	4	.977	10	0	0	---	0	0
M. Carson	149	144	1	4	.973	0	0	0	---	0	0
R. Mahan	274	117	146	11	.960	31	0	0	---	0	0
C. Heady	291	104	170	17	.942	31	0	0	---	0	0
Z. Thompson	15	4	10	1	.933	0	4	5	.444	0	0
L. Salow	13	2	10	1	.923	0	1	2	.333	0	0
Z. Lewis	10	3	6	1	.900	3	0	0	---	0	0
S. Hjelle	40	11	24	5	.875	3	3	2	.600	0	0
Z. Logue	8	0	7	1	.875	0	0	2	.000	0	0
L. Becker	64	14	41	9	.859	2	0	0	---	0	0
J. Bellini	7	2	3	2	.714	0	0	0	---	0	0
C. Machamer	5	2	1	2	.600	0	5	2	.714	0	0
J. Hamilton	0	0	0	0	.000	0	0	0	---	0	0
J. Smith	0	0	0	0	.000	0	0	0	---	0	0
M. Doerries	0	0	0	0	.000	0	0	0	---	0	0
T. Collett	0	0	0	0	.000	0	0	0	---	0	0
Totals	2410	1730	613	67	.972	45	17	18	.486	9	2
Opponents	2409	1689	654	66	.973	53	63	32	.663	22	1

Hitting minimums - 1 Games 50% of Games 1.5 AB/Game 1 TPA 1.5 TPA/Game

Pitching minimums - 1 Games 1 IP 1.0 IP/Game



2016 Kentucky Baseball
Overall Statistics for Kentucky (as of Mar 31, 2017)
(All games Sorted by Batting avg)



Record: 32-25 Home: 22-10 Away: 7-12 Neutral: 3-3 SEC: 15-15

Player	avg	gp-gs	ab	r	h	2b	3b	hr	rbi	tb	slg%	bb	hp	so	gdp	ob%	sf	sh	sb-att	po	a	e	fld%	
19 Evan White	.376	54-54	226	44	85	15	3	5	40	121	.535	14	5	42	2	.419	3	1	10-13	501	31	1	.998	
40 Zach Reks	.331	53-42	154	27	51	5	0	7	22	77	.500	22	4	20	3	.425	1	8	3-5	83	4	1	.989	
2 Riley Mahan	.316	56-50	196	30	62	13	3	5	32	96	.490	11	0	51	1	.348	3	3	8-11	75	149	30	.882	
44 Dorian Hairston	.280	42-31	100	12	28	4	0	5	16	47	.470	11	6	27	4	.381	1	1	1-4	56	0	1	.982	
26 Kole Cottam	.278	40-23	90	11	25	6	0	1	15	34	.378	6	2	18	2	.337	0	1	0-0	169	21	1	.995	
8 Storm Wilson	.267	40-37	131	23	35	11	0	1	10	49	.374	16	9	15	0	.382	1	7	4-6	67	4	1	.986	
25 Gunnar McNeill	.249	56-55	221	25	55	8	0	5	38	78	.353	11	2	41	5	.289	1	1	1-1	38	1	0	1.000	
10 Luke Becker	.241	52-47	170	29	41	10	0	1	12	54	.318	21	3	33	2	.330	3	3	4-6	66	133	11	.948	
6 Tristan Pompey	.233	49-43	150	25	35	8	1	7	29	66	.440	20	3	48	2	.328	4	1	2-2	84	0	2	.977	
5 JaVon Shelby	.212	54-54	198	42	42	11	2	12	35	93	.470	29	8	67	2	.335	1	0	6-6	26	87	12	.904	

35 Zach Arnold	.259	17-5	27	4	7	0	0	0	5	7	.259	0	1	3	2	.267	2	0	0-0	31	6	0	1.000	
3 Tyler Marshall	.233	23-11	43	7	10	1	0	1	1	14	.326	3	2	16	0	.313	0	0	1-1	14	22	0	1.000	
16 Troy Squires	.205	35-31	83	7	17	3	0	0	10	20	.241	4	3	10	0	.264	1	8	1-1	188	33	2	.991	
7 Connor Heady	.186	21-15	43	6	8	1	1	0	1	11	.256	4	1	10	1	.271	0	0	0-0	21	44	2	.970	
15 Marcus Carson	.167	32-15	60	11	10	0	0	2	8	16	.267	5	3	15	1	.257	2	1	0-0	41	1	0	1.000	
9 Josh Smith	.000	1-0	2	1	0	0	0	0	0	0	.000	0	0	1	0	.000	0	0	0-0	0	0	0	.000	
24 Dylan Dwyer	.000	3-0	0	1	0	0	0	0	0	0	.000	0	0	0	0	.000	0	0	0-0	2	2	0	1.000	
Totals	.270	57	1894	305	511	96	10	52	274	783	.413	177	52	417	27	.345	23	35	41-56	1496	621	70	.968	
Opponents	.254	57	1925	259	489	89	13	35	239	709	.368	180	31	418	29	.326	13	26	24-38	1472	504	50	.975	

LOB - Team (404), Opp (421). DPs turned - Team (38), Opp (34). CI - Team (1), T. Squires 1. IBB - Team (2), Z. Reks 1, T. Pompey 1, Opp (2). Picked off - L. Becker 3, D. Hairston 2, JaVon Shelby 1, E. White 1, Z. Arnold 1, Z. Reks 1, S. Wilson 1, G. McNeill 1, T. Marshall 1.

(All games Sorted by Earned run avg)

Player	era	w-l	app	gs	cg	sho	sv	ip	h	r	er	bb	so	2b	3b	hr	b/avg	wp	hp	bk	sfa	sha
14 Dustin Beggs	3.01	9-2	14	14	2	1/2	0	98.2	78	34	33	16	80	16	3	8	.215	3	3	1	2	0
23 Kyle Cody	3.35	6-2	14	14	1	0/1	0	83.1	78	41	31	30	75	15	0	3	.239	13	4	1	3	4
33 Zack Brown	6.08	2-11	14	14	1	0/0	0	84.1	106	63	57	34	62	24	5	7	.312	9	6	0	2	6

25 Gunnar McNeill	0.00	0-0	1	0	0	0/0	0	1.0	0	0	0	0	1	0	0	0	.000	0	0	0	0	0
29 Zach Strecker	1.84	3-2	22	0	0	0/1	0	29.1	25	7	6	6	20	4	0	2	.231	3	1	0	1	5
27 Justin Lewis	2.08	2-0	21	0	0	0/1	4	30.1	25	7	7	10	25	3	0	3	.221	6	1	0	0	3
39 Zach Logue	2.68	3-2	17	9	0	0/0	0	50.1	48	20	15	14	38	9	0	2	.241	2	6	0	0	2
28 Logan Salow	3.22	1-1	18	0	0	0/0	0	22.1	16	11	8	15	26	1	1	1	.205	1	2	1	2	2
34 Sean Hjelle	3.74	4-1	21	0	0	0/3	8	21.2	25	11	9	11	29	3	0	2	.278	7	2	0	0	0
52 Zach Pop	5.21	0-2	19	6	0	0/0	0	38.0	36	25	22	17	24	5	0	1	.263	7	4	0	2	3
42 Brad Schaezner	6.10	0-1	11	0	0	0/0	0	10.1	14	9	7	7	13	2	1	1	.311	2	1	0	0	0
24 Dylan Dwyer	6.60	2-1	8	0	0	0/0	0	15.0	13	12	11	8	14	3	0	2	.224	3	0	0	0	0
12 Daniel Tillo	7.36	0-0	9	0	0	0/0	0	7.1	13	8	6	5	7	2	2	1	.361	2	0	0	0	0
9 Josh Smith	7.71	0-0	4	0	0	0/0	0	2.1	2	2	2	4	2	0	0	1	.250	0	0	0	1	0
30 Bo Wilson	12.46	0-0	8	0	0	0/1	0	4.1	10	9	6	3	2	2	1	1	.455	1	1	0	0	1
Totals	3.97	32-25	57	57	4	4/3	12	498.2	489	259	220	180	418	89	13	35	.254	59	31	3	13	26
Opponents	5.08	25-32	57	57	6	3/0	10	490.2	511	305	277	177	417	96	10	52	.270	47	52	7	23	35

PB - Team (13), K. Cottam 6, T. Squires 6, Z. Arnold 1, Opp (3). Pickoffs - Team (20), D. Beggs 9, Z. Brown 5, T. Squires 2, K. Cody 1, Z. Logue 1, K. Cottam 1, S. Hjelle 1, Opp (12). SBA/ATT - T. Squires (13-20), K. Cottam (9-13), Z. Brown (6-12), K. Cody (5-7), Z. Pop (3-5), Z. Arnold (2-3), Z. Logue (3-3), D. Beggs (0-3), L. Salow (2-2), S. Hjelle (2-2), Bo Wilson (1-1), B. Schaezner (1-1), J. Lewis (0-1), D. Dwyer (1-1).



2016 Kentucky Baseball
 Overall Statistics for Kentucky (as of Mar 31, 2017)
 (All games Sorted by Fielding pct)



Player	c	po	a	e	fld%	dp	sba	csb	sba%	pb	ci
15 Marcus Carson	42	41	1	0	1.000	0	0	0	---	0	0
25 Gunnar McNeill	39	38	1	0	1.000	4	0	0	---	0	0
35 Zach Arnold	37	31	6	0	1.000	0	2	1	.667	1	0
3 Tyler Marshall	36	14	22	0	1.000	1	0	0	---	0	0
29 Zach Strecker	6	2	4	0	1.000	0	0	0	---	0	0
27 Justin Lewis	6	1	5	0	1.000	0	0	1	.000	0	0
34 Sean Hjelle	5	3	2	0	1.000	0	2	0	1.000	0	0
24 Dylan Dwyer	4	2	2	0	1.000	0	1	0	1.000	0	0
30 Bo Wilson	1	0	1	0	1.000	0	1	0	1.000	0	0
19 Evan White	533	501	31	1	.998	30	0	0	---	0	0
26 Kole Cottam	191	169	21	1	.995	1	9	4	.692	6	0
16 Troy Squires	223	188	33	2	.991	2	13	7	.650	6	1
40 Zach Reks	88	83	4	1	.989	2	0	0	---	0	0
8 Storm Wilson	72	67	4	1	.986	0	0	0	---	0	0
44 Dorian Hairston	57	56	0	1	.982	0	0	0	---	0	0
6 Tristan Pompey	86	84	0	2	.977	0	0	0	---	0	0
7 Connor Heady	67	21	44	2	.970	6	0	0	---	0	0
33 Zack Brown	30	9	20	1	.967	1	6	6	.500	0	0
23 Kyle Cody	24	3	20	1	.958	2	5	2	.714	0	0
10 Luke Becker	210	66	133	11	.948	25	0	0	---	0	0
14 Dustin Beggs	27	6	19	2	.926	0	0	3	.000	0	0
39 Zach Logue	13	4	8	1	.923	1	3	0	1.000	0	0
52 Zach Pop	11	6	4	1	.909	1	3	2	.600	0	0
5 JaVon Shelby	125	26	87	12	.904	3	0	0	---	0	0
2 Riley Mahan	254	75	149	30	.882	21	0	0	---	0	0
9 Josh Smith	0	0	0	0	.000	0	0	0	---	0	0
12 Daniel Tillo	0	0	0	0	.000	0	0	0	---	0	0
28 Logan Salow	0	0	0	0	.000	0	2	0	1.000	0	0
42 Brad Schaenzer	0	0	0	0	.000	0	1	0	1.000	0	0
Totals	2187	1496	621	70	.968	38	24	14	.632	13	1
Opponents	2026	1472	504	50	.975	34	41	15	.732	3	0

Hitting minimums - 1 Games 50% of Games 1.5 AB/Game 1 TPA 1.5 TPA/Game
 Pitching minimums - 1 Games 1 IP 1.0 IP/Game



2015 Kentucky Baseball
Overall Statistics for Kentucky (as of May 22, 2019)
(All games Sorted by Batting avg)



Record: 30-25 Home: 15-11 Away: 9-13 Neutral: 6-1 SEC: 14-15

Player	avg	gp-gs	ab	r	h	2b	3b	hr	rbi	tb	slg%	bb	hp	so	gdp	ob%	sf	sh	sb-att	po	a	e	fld%	
25 Ka'ai Tom	.375	55-55	216	41	81	16	1	5	51	114	.528	23	8	25	5	.443	6	1	15-16	95	3	5	.951	
4 Kyle Barrett	.354	53-52	237	48	84	12	3	1	26	105	.443	14	2	30	6	.394	1	1	7-11	110	2	1	.991	
19 Evan White	.318	52-52	217	27	69	12	1	2	28	89	.410	15	5	33	5	.369	4	1	3-4	512	29	1	.998	
5 JaVon Shelby	.312	55-55	202	29	63	12	2	9	44	106	.525	38	10	51	4	.442	1	1	4-4	100	190	15	.951	
35 Zach Arnold	.283	36-29	106	15	30	6	0	0	10	36	.340	2	6	19	6	.330	1	1	0-0	125	20	1	.993	
44 Dorian Hairston	.281	42-32	128	19	36	6	0	4	21	54	.422	6	7	33	1	.345	1	2	5-6	20	1	1	.955	
46 Thomas Bernal	.266	52-51	184	19	49	9	0	1	24	61	.332	16	13	34	5	.366	0	4	1-3	67	80	5	.967	
8 Storm Wilson	.242	46-39	132	21	32	6	2	1	16	45	.341	21	11	24	3	.379	5	5	8-12	68	2	0	1.000	
3 Riley Mahan	.232	39-22	95	15	22	5	1	1	8	32	.337	7	2	27	3	.295	1	4	1-2	19	22	6	.872	
40 Greg Fettes	.214	44-36	131	14	28	3	0	5	19	46	.351	18	5	30	5	.329	1	2	2-2	241	44	5	.983	
7 Connor Heady	.211	51-50	152	27	32	2	0	2	11	40	.263	21	13	25	6	.355	0	1	2-5	58	138	20	.907	

31 Bryce Bastien	.500	7-0	2	2	1	0	0	0	0	1	.500	0	0	0	0	.500	0	0	0-0	0	0	0	.000	
15 Marcus Carson	.226	35-22	84	11	19	4	0	0	5	23	.274	7	1	24	2	.293	0	1	5-7	25	0	0	1.000	
16 Troy Squires	.000	14-0	8	1	0	0	0	0	1	0	.000	0	1	3	1	.111	0	0	0-0	7	5	0	1.000	
26 Tyler Marshall	.000	3-0	3	0	0	0	0	0	0	0	.000	0	0	1	0	.000	0	0	0-0	1	0	0	1.000	
Totals	.288	55	1897	289	546	93	10	31	264	752	.396	188	84	359	52	.374	21	24	53-72	1479	630	68	.969	
Opponents	.267	55	1896	287	506	85	13	48	259	761	.401	168	42	407	41	.337	21	31	57-72	1459	577	59	.972	

LOB - Team (466), Opp (393). DPs turned - Team (53), Opp (61). CI - Team (1), G. Fettes 1. IBB - Team (6), K. Tom 2, M. Carson 1, K. Barrett 1, E. White 1, JaVon Shelby 1, Opp (6). Picked off - S. Wilson 2, C. Heady 1, K. Barrett 1, D. Hairston 1, T. Bernal 1, E. White 1.

(All games Sorted by Earned run avg)

Player	era	w-l	app	gs	cg	sho	sv	ip	h	r	er	bb	so	2b	3b	hr	b/avg	wp	hp	bk	sfa	sha
33 Zack Brown	3.48	6-6	15	14	3	2/2	0	93.0	87	41	36	38	71	11	1	10	.249	9	4	1	0	7
14 Dustin Beggs	3.65	7-4	14	14	0	0/0	0	93.2	82	45	38	20	75	20	2	10	.234	3	7	1	5	3
23 Kyle Cody	4.91	4-4	14	12	0	0/0	0	66.0	63	40	36	17	63	15	3	9	.255	2	6	1	4	2

10 Ryne Combs	0.00	0-0	1	0	0	0/0	0	0.0	0	0	0	2	0	0	0	0		1	0	0	0	0
30 Bo Wilson	0.82	0-0	11	0	0	0/0	1	11.0	10	3	1	6	8	1	0	0	.244	1	0	0	0	1
24 Dylan Dwyer	3.03	2-0	16	0	0	0/0	0	29.2	27	14	10	11	26	5	1	0	.233	7	3	3	0	2
29 Zach Strecker	4.45	2-2	25	0	0	0/1	1	30.1	32	17	15	8	26	2	0	2	.271	3	2	0	2	2
42 Brad Schaezner	4.50	1-0	14	1	0	0/0	0	24.0	24	13	12	8	18	6	1	1	.273	3	2	1	1	1
52 Zach Pop	4.50	0-0	11	2	0	0/0	0	16.0	20	14	8	9	7	3	1	2	.294	2	1	1	0	0
12 Andrew Nelson	4.88	2-4	19	4	0	0/0	1	27.2	36	23	15	14	18	2	1	2	.330	6	2	0	4	1
39 Zach Logue	5.18	2-2	19	3	0	0/0	1	33.0	38	22	19	7	24	8	2	5	.292	0	6	1	0	2
17 Taylor Martin	5.19	1-0	8	0	0	0/0	0	8.2	9	5	5	2	4	0	1	1	.250	2	0	0	0	0
28 Logan Salow	5.32	1-1	23	2	0	0/2	3	23.2	26	14	14	11	27	3	0	2	.286	1	3	1	0	3
34 Spencer Jack	5.51	1-1	20	0	0	0/1	5	16.1	22	10	10	4	14	3	0	3	.333	1	0	0	4	2
21 Robert Zeigler	6.61	1-1	11	3	0	0/0	0	16.1	22	18	12	7	24	2	0	0	.333	3	6	0	1	5
11 Matt Snyder	16.88	0-0	4	0	0	0/0	0	2.2	6	5	5	3	2	4	0	0	.400	0	0	0	0	0
41 Blake Oyler	27.00	0-0	1	0	0	0/0	0	1.0	2	3	3	1	0	0	0	1	.400	0	0	0	0	0
Totals	4.36	30-25	55	55	3	4/2	12	493.0	506	287	239	168	407	85	13	48	.267	44	42	10	21	31
Opponents	4.57	25-30	55	55	2	1/1	10	486.1	546	289	247	188	359	93	10	31	.288	58	84	4	21	24

PB - Team (3), G. Fettes 2, Z. Arnold 1, Opp (7). Pickoffs - Team (14), D. Beggs 4, Z. Brown 3, L. Salow 2, B. Schaezner 1, Z. Logue 1, D. Dwyer 1, K. Cody 1, G. Fettes 1, Opp (7). SBA/ATT - G. Fettes (34-41), Z. Arnold (23-28), K. Cody (8-12), D. Beggs (11-11), Z. Brown (5-8), B. Schaezner (8-8), A. Nelson (5-7), Z. Logue (4-6), Bo Wilson (3-4), D. Dwyer (3-4), L. Salow (2-3), R. Zeigler (2-3), S. Jack (2-2), Z. Strecker (2-2), M. Snyder (1-1), Z. Pop (1-1).



2015 Kentucky Baseball
 Overall Statistics for Kentucky (as of May 22, 2019)
 (All games Sorted by Fielding pct)



Player	c	po	a	e	fld%	dp	sba	csb	sba%	pb	ci
8 Storm Wilson	70	68	2	0	1.000	1	0	0	---	0	0
15 Marcus Carson	25	25	0	0	1.000	0	0	0	---	0	0
16 Troy Squires	12	7	5	0	1.000	0	0	0	---	0	0
29 Zach Strecker	11	2	9	0	1.000	0	2	0	1.000	0	0
24 Dylan Dwyer	8	2	6	0	1.000	0	3	1	.750	0	0
42 Brad Schaezner	5	2	3	0	1.000	1	8	0	1.000	0	0
34 Spencer Jack	4	1	3	0	1.000	0	2	0	1.000	0	0
39 Zach Logue	4	0	4	0	1.000	1	4	2	.667	0	0
30 Bo Wilson	3	1	2	0	1.000	0	3	1	.750	0	0
52 Zach Pop	2	1	1	0	1.000	0	1	0	1.000	0	0
26 Tyler Marshall	1	1	0	0	1.000	0	0	0	---	0	0
17 Taylor Martin	1	1	0	0	1.000	0	0	0	---	0	0
19 Evan White	542	512	29	1	.998	45	0	0	---	0	0
35 Zach Arnold	146	125	20	1	.993	3	23	5	.821	1	0
4 Kyle Barrett	113	110	2	1	.991	1	0	0	---	0	0
40 Greg Fettes	290	241	44	5	.983	3	34	7	.829	2	1
46 Thomas Bernal	152	67	80	5	.967	7	0	0	---	0	0
33 Zack Brown	45	11	32	2	.956	1	5	3	.625	0	0
44 Dorian Hairston	22	20	1	1	.955	0	0	0	---	0	0
25 Ka'ai Tom	103	95	3	5	.951	1	0	0	---	0	0
5 JaVon Shelby	305	100	190	15	.951	41	0	0	---	0	0
14 Dustin Beggs	20	4	15	1	.950	1	11	0	1.000	0	0
7 Connor Heady	216	58	138	20	.907	32	0	0	---	0	0
3 Riley Mahan	47	19	22	6	.872	3	0	0	---	0	0
28 Logan Salow	7	1	5	1	.857	0	2	1	.667	0	0
23 Kyle Cody	13	4	7	2	.846	2	8	4	.667	0	0
12 Andrew Nelson	6	1	4	1	.833	0	5	2	.714	0	0
21 Robert Zeigler	4	0	3	1	.750	0	2	1	.667	0	0
10 Ryne Combs	0	0	0	0	.000	0	0	0	---	0	0
41 Blake Oyler	0	0	0	0	.000	0	0	0	---	0	0
31 Bryce Bastien	0	0	0	0	.000	0	0	0	---	0	0
11 Matt Snyder	0	0	0	0	.000	0	1	0	1.000	0	0
Totals	2177	1479	630	68	.969	53	57	15	.792	3	1
Opponents	2095	1459	577	59	.972	61	53	19	.736	7	0

Hitting minimums - 1 Games 50% of Games 1.5 AB/Game 1 TPA 1.5 TPA/Game

Pitching minimums - 1 Games 1 IP 1.0 IP/Game



2014 Kentucky Baseball
Overall Statistics for Kentucky (as of May 22, 2019)
(All games Sorted by Batting avg)



Record: 37-25 Home: 19-10 Away: 10-11 Neutral: 8-4 SEC: 14-16

Player	avg	gp-gs	ab	r	h	2b	3b	hr	rbi	tb	slg%	bb	hp	so	gdp	ob%	sf	sh	sb-att	po	a	e	fld%	
18 A.J. Reed	.336	62-62	223	60	75	18	1	23	73	164	.735	49	14	48	2	.476	4	0	0-1	104	23	1	.992	
25 Ka'ai Tom	.328	54-53	204	40	67	13	0	3	41	89	.436	22	9	18	6	.414	2	2	14-18	113	5	0	1.000	
9 Max Kuhn	.324	62-62	259	68	84	18	1	8	58	128	.494	43	9	49	5	.437	0	0	3-3	24	108	21	.863	
42 Micheal Thomas	.315	60-58	219	47	69	11	1	8	45	106	.484	26	8	42	4	.402	3	2	2-3	328	50	3	.992	
19 Austin Cousino	.308	61-61	263	58	81	15	4	4	38	116	.441	13	13	39	3	.365	4	4	19-20	178	8	2	.989	
46 Thomas Bernal	.305	54-51	203	30	62	9	0	1	32	74	.365	13	18	26	2	.392	3	4	6-8	459	14	2	.996	
8 Storm Wilson	.289	45-34	128	25	37	6	0	4	20	55	.430	16	15	20	2	.420	3	5	3-4	66	1	1	.985	
4 Kyle Barrett	.253	46-38	154	35	39	6	0	1	19	48	.312	21	3	41	2	.354	0	0	10-12	79	2	3	.964	
5 JaVon Shelby	.250	56-52	180	38	45	6	2	4	21	67	.372	23	6	42	5	.351	2	4	0-2	129	151	11	.962	
6 Matt Reid	.246	56-54	195	29	48	10	0	4	36	70	.359	22	7	38	4	.341	2	3	5-8	72	202	17	.942	

35 Zach Arnold	.542	18-3	24	5	13	3	0	0	8	16	.667	3	0	2	1	.593	0	1	0-1	37	1	1	.974	
44 Dorian Hairston	.400	17-4	25	8	10	1	2	0	7	15	.600	3	2	4	2	.500	0	0	1-1	9	0	0	1.000	
15 Marcus Carson	.364	25-4	33	12	12	2	0	0	9	14	.424	0	3	8	1	.417	0	0	2-2	12	0	0	1.000	
40 Greg Fettes	.250	14-3	20	2	5	0	0	0	5	5	.250	2	0	7	0	.318	0	0	1-1	14	3	1	.944	
7 Connor Heady	.133	30-19	60	15	8	3	0	0	10	11	.183	12	2	21	1	.286	3	5	1-2	32	62	6	.940	
31 Bryce Bastien	.000	3-0	3	0	0	0	0	0	0	0	.000	0	0	1	0	.000	0	0	0-0	0	0	0	.000	
Totals	.299	62	2193	472	655	121	11	60	422	978	.446	268	109	406	40	.398	26	30	67-86	1670	691	77	.968	
Opponents	.275	62	2152	319	591	92	10	36	281	811	.377	192	45	375	54	.343	26	47	36-54	1637	609	93	.960	

LOB - Team (517), Opp (474). DPs turned - Team (61), Opp (55). TPs turned - Team (0), Opp (1). CI - Team (1), Z. Arnold 1.

IBB - Team (17), A.J. Reed 15, A. Cousino 2, Opp (4). Picked off - S. Wilson 1, M. Thomas 1, K. Barrett 1, K. Tom 1, A.

Cousino 1.

(All games Sorted by Earned run avg)

Player	era	w-l	app	gs	cg	sho	sv	ip	h	r	er	bb	so	2b	3b	hr	b/avg	wp	hp	bk	sfa	sha
18 A.J. Reed	2.09	12-2	16	16	1	0/1	0	112.0	98	39	26	29	71	19	0	4	.236	2	5	0	6	5
14 Chandler Shepherd	3.66	5-5	16	9	0	0/0	1	76.1	86	44	31	24	56	15	3	3	.286	8	5	0	6	4
12 Andrew Nelson	3.94	2-5	19	10	0	0/1	1	75.1	80	40	33	20	37	9	1	5	.281	2	5	2	3	8

34 Spencer Jack	1.16	4-1	26	0	0	0/1	4	38.2	28	7	5	8	31	2	0	4	.204	1	3	0	2	1
23 Kyle Cody	2.84	4-0	18	6	0	0/2	5	38.0	36	19	12	13	20	7	0	1	.254	3	2	0	1	6
29 Zach Strecker	3.80	0-1	18	0	0	0/1	0	21.1	30	15	9	10	21	4	0	1	.326	5	0	0	1	2
28 Logan Salow	4.65	2-4	23	2	0	0/2	1	31.0	35	20	16	13	27	9	0	1	.292	3	4	2	2	4
24 Dylan Dwyer	5.46	5-3	14	10	1	1/1	0	56.0	56	38	34	22	47	6	2	6	.265	3	5	3	2	5
33 Zack Brown	5.65	1-1	19	5	0	0/0	0	28.2	42	20	18	11	18	3	1	3	.347	5	5	1	1	2
17 Taylor Martin	6.23	0-0	12	0	0	0/1	0	17.1	15	12	12	7	12	5	0	1	.234	2	0	2	1	1
10 Ryne Combs	6.55	1-2	16	4	0	0/0	0	33.0	40	31	24	18	13	6	1	1	.299	6	7	0	0	5
11 Matt Snyder	8.00	0-0	9	0	0	0/1	0	9.0	11	8	8	4	6	0	0	2	.297	9	3	1	0	1
30 Sam Mahar	9.19	1-0	13	0	0	0/0	0	15.2	31	21	16	7	12	5	2	3	.408	3	1	1	1	3
21 Robert Zeigler	10.38	0-1	6	0	0	0/0	0	4.1	3	5	5	6	4	2	0	1	.188	1	0	0	0	0
Totals	4.03	37-25	62	62	2	5/4	12	556.2	591	319	249	192	375	92	10	36	.275	53	45	12	26	47
Opponents	6.40	25-37	62	62	0	1/1	13	545.2	655	472	388	268	406	121	11	60	.299	70	109	12	26	30

PB - Team (10), M. Thomas 10, Opp (9). Pickoffs - Team (6), D. Dwyer 4, C. Shepherd 2, Opp (5). SBA/ATT - M. Thomas (32-48),

A. Nelson (9-13), D. Dwyer (7-10), A.J. Reed (5-7), C. Shepherd (1-4), K. Cody (3-4), S. Jack (2-4), M. Snyder (3-3), L.

Salow (1-3), R. Combs (3-3), G. Fettes (2-2), Z. Arnold (2-2), Z. Strecker (0-1), Z. Brown (1-1), S. Mahar (1-1).



2014 Kentucky Baseball
 Overall Statistics for Kentucky (as of May 22, 2019)
 (All games Sorted by Fielding pct)



Player	c	po	a	e	fld%	dp	sba	csb	sba%	pb	ci
25 Ka'ai Tom	118	113	5	0	1.000	1	0	0	---	0	0
15 Marcus Carson	12	12	0	0	1.000	0	0	0	---	0	0
44 Dorian Hairston	9	9	0	0	1.000	0	0	0	---	0	0
33 Zack Brown	8	1	7	0	1.000	0	1	0	1.000	0	0
10 Ryne Combs	6	1	5	0	1.000	0	3	0	1.000	0	0
28 Logan Salow	4	1	3	0	1.000	0	1	2	.333	0	0
17 Taylor Martin	2	0	2	0	1.000	0	0	0	---	0	0
11 Matt Snyder	1	0	1	0	1.000	0	3	0	1.000	0	0
46 Thomas Bernal	475	459	14	2	.996	50	0	0	---	0	0
18 A.J. Reed	128	104	23	1	.992	7	5	2	.714	0	0
42 Micheal Thomas	381	328	50	3	.992	5	32	16	.667	10	0
19 Austin Cousino	188	178	8	2	.989	2	0	0	---	0	0
8 Storm Wilson	68	66	1	1	.985	0	0	0	---	0	0
35 Zach Arnold	39	37	1	1	.974	0	2	0	1.000	0	1
4 Kyle Barrett	84	79	2	3	.964	0	0	0	---	0	0
5 JaVon Shelby	291	129	151	11	.962	37	0	0	---	0	0
12 Andrew Nelson	18	6	11	1	.944	0	9	4	.692	0	0
40 Greg Fettes	18	14	3	1	.944	0	2	0	1.000	0	0
6 Matt Reida	291	72	202	17	.942	47	0	0	---	0	0
7 Connor Heady	100	32	62	6	.940	13	0	0	---	0	0
14 Chandler Shepherd	13	1	11	1	.923	0	1	3	.250	0	0
24 Dylan Dwyer	11	1	9	1	.909	0	7	3	.700	0	0
9 Max Kuhn	153	24	108	21	.863	3	0	0	---	0	0
34 Spencer Jack	5	2	2	1	.800	1	2	2	.500	0	0
29 Zach Strecker	5	0	4	1	.800	0	0	1	.000	0	0
30 Sam Mahar	4	0	3	1	.750	0	1	0	1.000	0	0
23 Kyle Cody	6	1	3	2	.667	0	3	1	.750	0	0
21 Robert Zeigler	0	0	0	0	.000	0	0	0	---	0	0
31 Bryce Bastien	0	0	0	0	.000	0	0	0	---	0	0
Totals	2438	1670	691	77	.968	61	36	18	.667	10	1
Opponents	2339	1637	609	93	.960	55	67	19	.779	9	0

Hitting minimums - 1 Games 50% of Games 1.5 AB/Game 1 TPA 1.5 TPA/Game

Pitching minimums - 1 Games 1 IP 1.0 IP/Game



2013 Kentucky Baseball
Overall Statistics for Kentucky (as of May 22, 2019)
(All games Sorted by Batting avg)



Record: 30-25 Home: 19-12 Away: 8-11 Neutral: 3-2 SEC: 11-19

Player	avg	gp-gs	ab	r	h	2b	3b	hr	rbi	tb	slg%	bb	hp	so	gdp	ob%	sf	sh	sb-att	po	a	e	fld%	
37 Kyle Barrett	.349	46-38	146	23	51	4	1	0	14	57	.390	14	3	25	0	.407	4	0	4-10	87	3	3	.968	
10 J.T. Riddle	.283	55-55	212	27	60	7	2	1	20	74	.349	22	7	14	5	.366	2	2	6-9	120	176	5	.983	
18 A.J. Reed	.280	55-55	214	30	60	8	2	13	52	111	.519	26	9	41	4	.378	2	0	1-2	320	26	3	.991	
19 Austin Cousino	.249	55-55	209	42	52	12	1	6	27	84	.402	25	21	46	2	.383	1	2	14-15	127	1	2	.985	
9 Max Kuhn	.242	54-54	198	26	48	9	1	5	29	74	.374	37	3	40	5	.367	2	3	7-9	141	78	11	.952	
6 Matt Reid	.242	55-55	186	28	45	7	1	0	20	54	.290	25	2	31	5	.338	0	9	5-8	66	175	13	.949	
2 Zac Zellers	.239	53-51	188	33	45	4	0	3	25	58	.309	27	11	42	4	.356	7	8	7-9	81	5	8	.915	
42 Micheal Thomas	.239	49-43	138	23	33	3	0	3	21	45	.326	8	18	36	2	.353	3	7	4-4	282	33	1	.997	
4 Paul McConkey	.232	35-28	95	10	22	4	1	1	13	31	.326	8	3	28	0	.311	0	3	0-2	32	29	6	.910	

46 Thomas Bernal	.321	18-7	28	6	9	3	0	0	5	12	.429	3	5	3	1	.472	0	3	1-2	58	3	2	.968	
44 Dorian Hairston	.286	6-1	7	1	2	0	0	0	1	2	.286	1	0	3	1	.375	0	0	0-0	1	0	0	1.000	
40 Greg Fettes	.250	23-19	60	9	15	5	0	3	9	29	.483	12	0	18	3	.365	2	2	0-0	77	12	0	1.000	
16 Zack Storm	.238	14-4	21	3	5	0	0	1	4	8	.381	2	2	5	0	.360	0	1	2-2	2	1	0	1.000	
7 Lucas Witt	.184	32-21	76	12	14	1	0	0	10	15	.197	8	2	15	1	.270	3	2	5-6	48	2	1	.980	
15 Jeff Boehm	.167	20-8	36	5	6	2	0	0	2	8	.222	6	0	18	0	.286	0	0	0-0	12	2	0	1.000	
11 Jacob Russell	.167	4-0	6	2	1	0	0	0	1	1	.167	0	0	3	1	.167	0	0	0-0	2	0	0	1.000	
35 Zach Arnold	.143	8-1	7	1	1	0	0	0	1	1	.143	0	0	0	0	.143	0	1	0-0	15	3	0	1.000	
39 Casey Schroeder	.000	8-0	6	0	0	0	0	0	0	0	.000	1	0	3	0	.143	0	0	0-0	4	0	0	1.000	
3 Andrew Bryant	.000	6-0	2	3	0	0	0	0	0	0	.000	1	0	0	0	.333	0	0	1-1	1	1	0	1.000	
14 Chandler Shepherd	.000	1-0	1	0	0	0	0	0	0	0	.000	0	0	1	0	.000	0	0	0-0	0	12	0	1.000	
Totals	.255	55	1836	284	469	69	9	36	254	664	.362	226	86	372	34	.359	26	43	57-79	1486	630	58	.973	
Opponents	.272	55	1898	248	516	93	10	30	233	719	.379	144	41	373	47	.333	22	36	29-52	1469	565	63	.970	

LOB - Team (464), Opp (408). DPs turned - Team (58), Opp (44). CI - Team (1), M. Thomas 1. IBB - Team (14), A.J. Reed 9, J.T. Riddle 1, G. Fettes 1, M. Kuhn 1, J. Boehm 1, A. Cousino 1, Opp (7). Picked off - A. Cousino 3, A.J. Reed 2, L. Witt 1, P. McConkey 1, M. Kuhn 1, K. Barrett 1.

(All games Sorted by Earned run avg)

Player	era	w-l	app	gs	cg	sho	sv	ip	h	r	er	bb	so	2b	3b	hr	b/avg	wp	hp	bk	sfa	sha
14 Chandler Shepherd	2.77	5-0	26	1	0	0/0	0	55.1	50	22	17	17	39	9	0	3	.239	6	1	1	2	2
21 Corey Littrell	3.72	6-5	14	14	0	0/1	0	94.1	89	49	39	35	77	19	2	9	.256	4	9	2	6	6
18 A.J. Reed	4.04	2-8	14	14	0	0/0	0	82.1	100	47	37	15	52	17	2	6	.301	3	8	1	2	9
23 Kyle Cody	4.84	3-3	15	10	0	0/0	0	57.2	57	35	31	20	47	12	2	2	.264	2	10	3	2	4
26 Jerad Grundy	4.86	6-6	14	14	0	0/1	0	83.1	95	50	45	20	61	20	2	7	.293	5	3	0	4	7

5 Trevor Gott	1.20	4-1	23	0	0	0/1	12	30.0	27	9	4	5	35	3	0	0	.235	1	0	0	1	1
8 Walter Wijas	1.45	2-1	27	0	0	0/1	0	31.0	25	8	5	8	23	1	0	1	.223	1	1	1	2	6
25 Ryne Combs	2.01	0-0	16	2	0	0/0	0	22.1	27	6	5	9	11	4	0	0	.318	2	2	0	1	1
29 Zach Strecker	2.35	1-1	16	0	0	0/0	0	15.1	15	7	4	5	15	2	1	1	.246	1	1	0	1	0
15 Jeff Boehm	3.00	0-0	2	0	0	0/0	0	3.0	5	1	1	2	0	1	0	0	.455	1	0	0	0	0
24 Dylan Dwyer	3.86	1-0	14	0	0	0/1	0	16.1	20	10	7	7	7	4	1	1	.303	1	4	2	1	0
28 Tyler Cox	4.15	0-0	4	0	0	0/0	0	4.1	6	4	2	1	6	1	0	0	.300	0	2	0	0	0
Totals	3.58	30-25	55	55	0	2/2	12	495.1	516	248	197	144	373	93	10	30	.272	27	41	10	22	36
Opponents	4.34	25-30	55	55	1	1/0	13	489.2	469	284	236	226	372	69	9	36	.255	58	86	3	26	43

PB - Team (3), Z. Arnold 1, M. Thomas 1, G. Fettes 1, Opp (7). Pickoffs - Team (12), C. Littrell 7, M. Thomas 2, A.J. Reed 1, D. Dwyer 1, R. Combs 1, Opp (9). SBA/ATT - M. Thomas (22-34), C. Littrell (8-12), J. Grundy (7-11), G. Fettes (7-8), A.J. Reed (2-6), W. Wijas (2-5), R. Combs (2-4), K. Cody (2-4), C. Shepherd (3-4), D. Dwyer (2-4), J. Boehm (0-1), T. Gott (1-1).



2013 Kentucky Baseball
Overall Statistics for Kentucky (as of May 22, 2019)
(All games Sorted by Fielding pct)



Player	c	po	a	e	fld%	dp	sba	csb	sba%	pb	ci
40 Greg Fettes	89	77	12	0	1.000	1	7	1	.875	1	0
35 Zach Arnold	18	15	3	0	1.000	1	0	0	---	1	0
15 Jeff Boehm	14	12	2	0	1.000	2	0	1	.000	0	0
26 Jerad Grundy	13	1	12	0	1.000	0	7	4	.636	0	0
14 Chandler Shepherd	12	0	12	0	1.000	1	3	1	.750	0	0
25 Ryne Combs	7	1	6	0	1.000	0	2	2	.500	0	0
8 Walter Wijas	7	1	6	0	1.000	0	2	3	.400	0	0
5 Trevor Gott	6	2	4	0	1.000	0	1	0	1.000	0	0
24 Dylan Dwyer	4	0	4	0	1.000	0	2	2	.500	0	0
39 Casey Schroeder	4	4	0	0	1.000	0	0	0	---	0	0
16 Zack Storm	3	2	1	0	1.000	1	0	0	---	0	0
11 Jacob Russell	2	2	0	0	1.000	0	0	0	---	0	0
28 Tyler Cox	2	0	2	0	1.000	0	0	0	---	0	0
3 Andrew Bryant	2	1	1	0	1.000	1	0	0	---	0	0
44 Dorian Hairston	1	1	0	0	1.000	0	0	0	---	0	0
42 Micheal Thomas	316	282	33	1	.997	6	22	12	.647	1	1
18 A.J. Reed	349	320	26	3	.991	32	2	4	.333	0	0
19 Austin Cousino	130	127	1	2	.985	1	0	0	---	0	0
10 J.T. Riddle	301	120	176	5	.983	44	0	0	---	0	0
7 Lucas Witt	51	48	2	1	.980	1	0	0	---	0	0
46 Thomas Bernal	63	58	3	2	.968	8	0	0	---	0	0
37 Kyle Barrett	93	87	3	3	.968	2	0	0	---	0	0
21 Corey Littrell	27	3	23	1	.963	1	8	4	.667	0	0
9 Max Kuhn	230	141	78	11	.952	17	0	0	---	0	0
6 Matt Reida	254	66	175	13	.949	33	0	0	---	0	0
23 Kyle Cody	12	2	9	1	.917	2	2	2	.500	0	0
2 Zac Zellers	94	81	5	8	.915	0	0	0	---	0	0
4 Paul McConkey	67	32	29	6	.910	3	0	0	---	0	0
29 Zach Strecker	3	0	2	1	.667	0	0	0	---	0	0
Totals	2174	1486	630	58	.973	58	29	23	.558	3	1
Opponents	2097	1469	565	63	.970	44	57	22	.722	7	0

Hitting minimums - 1 Games 50% of Games 1.5 AB/Game 1 TPA 1.5 TPA/Game
Pitching minimums - 1 Games 1 IP 1.0 IP/Game



2012 Kentucky Baseball
Overall Statistics for Kentucky (as of May 22, 2019)
(All games Sorted by Batting avg)



Record: 45-18 Home: 29-5 Away: 11-10 Neutral: 5-3 SEC: 18-12

Player	avg	gp-gs	ab	r	h	2b	3b	hr	rbi	tb	slg%	bb	hp	so	gdp	ob%	sf	sh	sb-att	po	a	e	fld%	
19 Austin Cousino	.319	62-62	260	61	83	20	2	9	41	134	.515	26	13	39	5	.408	0	4	15-16	142	8	3	.980	
21 Luke Maile	.319	62-62	229	48	73	13	0	12	51	122	.533	34	11	36	5	.426	3	1	9-11	466	53	6	.989	
2 Zac Zellers	.311	57-52	177	36	55	12	1	5	19	84	.475	27	21	40	2	.456	1	8	7-10	108	1	4	.965	
25 Thomas McCarthy	.310	63-63	242	42	75	20	0	5	33	110	.455	30	7	49	4	.396	4	5	4-4	38	86	6	.954	
18 A.J. Reed	.300	55-51	200	29	60	9	0	4	43	81	.405	24	3	51	4	.378	3	0	0-1	114	20	5	.964	
35 Michael Williams	.290	58-58	214	22	62	10	0	3	36	81	.379	20	4	48	3	.360	1	5	0-2	353	26	1	.997	
10 J.T. Riddle	.279	63-63	226	44	63	12	1	5	38	92	.407	16	11	26	5	.347	6	8	3-4	129	171	8	.974	
11 Cameron Flynn	.268	59-52	194	29	52	9	0	9	36	88	.454	14	5	29	3	.324	6	2	2-4	117	3	1	.992	
6 Matt Reid	.239	63-63	213	31	51	8	1	2	22	67	.315	15	3	46	1	.297	1	10	4-5	101	195	13	.958	

T. Raymond	.500	5-0	4	2	2	0	0	0	1	2	.500	2	0	1	0	.667	0	0	0-0	4	0	1	.800	
46 Thomas Bernal	.370	19-6	27	3	10	0	0	0	4	10	.370	2	3	7	0	.469	0	0	1-1	59	4	1	.984	
15 Jeff Boehm	.357	11-2	14	5	5	2	0	0	1	7	.500	1	1	5	1	.438	0	0	0-0	0	0	0	.000	
9 Max Kuhn	.333	5-0	3	1	1	0	0	0	3	1	.333	1	0	0	1	.400	1	0	0-0	0	2	0	1.000	
4 Paul McConkey	.323	20-8	31	4	10	1	0	0	2	11	.355	4	5	9	0	.463	1	2	0-0	2	1	2	.600	
7 Lucas Witt	.319	27-17	69	14	22	1	0	0	9	23	.333	4	4	8	2	.385	1	0	5-8	15	1	0	1.000	
16 Brian Adams	.250	27-8	44	6	11	2	0	1	7	16	.364	3	0	18	0	.298	0	1	1-2	13	2	1	.938	
42 Micheal Thomas	.250	21-1	20	6	5	3	0	1	4	11	.550	2	0	7	1	.318	0	0	0-0	24	6	0	1.000	
37 Steven Hoagland	.125	8-0	8	0	1	1	0	0	1	2	.250	0	0	4	0	.125	0	0	1-1	3	7	0	1.000	
5 Trevor Gott	.000	1-0	1	0	0	0	0	0	0	0	.000	0	0	1	0	.000	0	0	0-0	0	5	0	1.000	
27 Damon Saunders	.000	2-0	1	0	0	0	0	0	0	0	.000	1	0	1	0	.500	0	0	0-0	0	0	0	.000	
Totals	.294	63	2177	383	641	123	5	56	351	942	.433	226	91	425	37	.380	28	46	52-69	1710	672	59	.976	
Opponents	.260	63	2140	248	557	88	14	27	227	754	.352	165	48	502	40	.326	12	60	26-47	1654	633	66	.972	

LOB - Team (531), Opp (467). DPs turned - Team (51), Opp (51). IBB - Team (10), A. Cousino 4, L. Maile 4, T. McCarthy 2, Opp (5). Picked off - A. Cousino 1, L. Maile 1, T. McCarthy 1, J.T. Riddle 1, M. Reid 1, Z. Zellers 1.

(All games Sorted by Earned run avg)

Player	era	w-l	app	gs	cg	sho	sv	ip	h	r	er	bb	so	2b	3b	hr	b/avg	wp	hp	bk	sfa	sha
12 Corey Littrell	2.74	9-2	16	16	0	0/3	0	98.2	104	32	30	25	87	14	1	2	.286	8	6	1	0	14
22 Jerad Grundy	3.78	6-3	16	16	0	0/0	0	85.2	79	38	36	36	63	15	2	4	.245	12	3	2	1	8
34 Taylor Rogers	4.53	6-4	17	15	0	0/1	1	89.1	103	49	45	21	84	15	3	6	.303	6	11	2	2	13

24 Spencer Drake	0.00	0-0	3	0	0	0/1	0	2.2	2	0	0	0	4	0	0	0	.200	0	0	0	0	0
5 Trevor Gott	2.16	3-0	23	0	0	0/2	9	25.0	17	8	6	7	38	3	0	2	.189	2	3	2	0	2
17 Taylor Martin	2.25	0-0	6	0	0	0/1	0	4.0	5	1	1	1	3	2	0	0	.294	0	0	0	0	0
23 Tim Peterson	2.42	3-0	28	0	0	0/1	1	26.0	24	10	7	4	28	4	1	2	.238	4	0	0	1	0
18 A.J. Reed	2.52	5-3	16	5	0	0/1	0	53.2	54	17	15	9	51	4	1	3	.267	0	4	0	2	9
30 Sam Mahar	2.79	3-3	22	2	0	0/2	2	38.2	36	16	12	11	33	7	0	0	.245	2	3	0	1	3
44 Alex Phillips	3.03	5-2	30	0	0	0/1	8	59.1	43	25	20	18	50	10	3	2	.206	1	6	1	3	4
14 Chandler Shepherd	3.83	3-1	18	9	0	0/1	1	56.1	60	28	24	16	33	11	2	2	.273	6	5	0	2	5
15 Jeff Boehm	4.91	0-0	6	0	0	0/1	0	3.2	1	3	2	4	4	0	0	1	.071	1	1	0	0	0
8 Walter Wijas	5.57	2-0	20	0	0	0/1	0	21.0	22	16	13	7	17	2	1	2	.275	3	5	0	0	2
28 Chris Garrison	6.75	0-0	4	0	0	0/0	0	4.0	3	3	3	6	4	0	0	1	.214	1	1	1	0	0
39 Tyler Dunaway	9.00	0-0	2	0	0	0/1	0	2.0	4	2	2	0	3	1	0	0	.400	1	0	0	0	0
Totals	3.41	45-18	63	63	0	5/5	22	570.0	557	248	216	165	502	88	14	27	.260	47	48	9	12	60
Opponents	5.63	18-45	63	63	0	1/1	10	551.1	641	383	345	226	425	123	5	56	.294	45	91	7	28	46

PB - Team (5), L. Maile 3, M. Thomas 1, M. Williams 1, Opp (11). Pickoffs - Team (20), C. Littrell 7, A. Phillips 3, J. Grundy 3, M. Williams 2, T. Rogers 2, C. Garrison 1, M. Thomas 1, L. Maile 1, Opp (6). SBA/ATT - M. Williams (15-20), L. Maile (8-18), T. Rogers (6-11), J. Grundy (7-9), C. Littrell (2-6), A.J. Reed (2-5), A. Phillips (2-4), M. Thomas (3-4), S. Mahar (2-3), T. Gott (1-3), T. Martin (1-2), C. Garrison (1-1), W. Wijas (0-1), C. Shepherd (1-1), S. Drake (1-1).



2012 Kentucky Baseball
 Overall Statistics for Kentucky (as of May 22, 2019)
 (All games Sorted by Fielding pct)



Player	c	po	a	e	fld%	dp	sba	csb	sba%	pb	ci
12 Corey Littrell	33	5	28	0	1.000	1	2	4	.333	0	0
42 Micheal Thomas	30	24	6	0	1.000	0	3	1	.750	1	0
7 Lucas Witt	16	15	1	0	1.000	0	0	0	---	0	0
14 Chandler Shepherd	12	5	7	0	1.000	0	1	0	1.000	0	0
44 Alex Phillips	10	2	8	0	1.000	0	2	2	.500	0	0
37 Steven Hoagland	10	3	7	0	1.000	2	0	0	---	0	0
5 Trevor Gott	5	0	5	0	1.000	0	1	2	.333	0	0
9 Max Kuhn	2	0	2	0	1.000	0	0	0	---	0	0
28 Chris Garrison	1	0	1	0	1.000	0	1	0	1.000	0	0
23 Tim Peterson	1	1	0	0	1.000	0	0	0	---	0	0
35 Michael Williams	380	353	26	1	.997	3	15	5	.750	1	0
11 Cameron Flynn	121	117	3	1	.992	1	0	0	---	0	0
21 Luke Maile	525	466	53	6	.989	22	8	10	.444	3	0
46 Thomas Bernal	64	59	4	1	.984	5	0	0	---	0	0
19 Austin Cousino	153	142	8	3	.980	1	0	0	---	0	0
10 J.T. Riddle	308	129	171	8	.974	36	0	0	---	0	0
2 Zac Zellers	113	108	1	4	.965	0	0	0	---	0	0
18 A.J. Reed	139	114	20	5	.964	15	2	3	.400	0	0
6 Matt Reid	309	101	195	13	.958	38	0	0	---	0	0
25 Thomas McCarthy	130	38	86	6	.954	5	0	0	---	0	0
22 Jerad Grundy	18	2	15	1	.944	0	7	2	.778	0	0
16 Brian Adams	16	13	2	1	.938	0	0	0	---	0	0
30 Sam Mahar	11	3	7	1	.909	1	2	1	.667	0	0
34 Taylor Rogers	19	3	13	3	.842	2	6	5	.545	0	0
T. Raymond	5	4	0	1	.800	1	0	0	---	0	0
8 Walter Wijas	3	0	2	1	.667	0	0	1	.000	0	0
4 Paul McConkey	5	2	1	2	.600	1	0	0	---	0	0
17 Taylor Martin	2	1	0	1	.500	0	1	1	.500	0	0
39 Tyler Dunaway	0	0	0	0	.000	0	0	0	---	0	0
24 Spencer Drake	0	0	0	0	.000	0	1	0	1.000	0	0
27 Damon Saunders	0	0	0	0	.000	0	0	0	---	0	0
15 Jeff Boehm	0	0	0	0	.000	0	0	0	---	0	0
Totals	2441	1710	672	59	.976	51	26	21	.553	5	0
Opponents	2353	1654	633	66	.972	51	52	17	.754	11	0

Hitting minimums - 1 Games 50% of Games 1.5 AB/Game 1 TPA 1.5 TPA/Game

Pitching minimums - 1 Games 1 IP 1.0 IP/Game



2011 Kentucky Baseball
Overall Statistics for Kentucky (as of May 22, 2019)
(All games Sorted by Batting avg)



Record: 25-30 Home: 21-10 Away: 3-16 Neutral: 1-4 SEC: 8-22

Player	avg	gp-gs	ab	r	h	2b	3b	hr	rbi	tb	slg%	bb	hp	so	gdp	ob%	sf	sh	sb-att	po	a	e	fld%	
25 Thomas McCarthy	.371	55-54	210	32	78	19	2	7	39	122	.581	19	6	33	4	.436	1	5	8-12	28	73	13	.886	
24 Chad Wright	.359	55-55	217	42	78	16	3	6	40	118	.544	23	14	16	4	.449	2	6	16-20	110	4	0	1.000	
5 Taylor Black	.319	55-55	229	43	73	16	2	4	38	105	.459	15	7	26	3	.375	2	8	12-15	63	153	10	.956	
30 Braden Kapteyn	.300	55-55	210	42	63	9	1	6	42	92	.438	14	18	29	5	.388	3	1	3-4	185	6	4	.979	
10 J.T. Riddle	.288	50-43	163	24	47	9	0	3	25	65	.399	16	4	32	2	.360	3	5	7-8	80	40	4	.968	
16 Brian Adams	.288	41-39	125	20	36	8	1	2	13	52	.416	11	6	42	1	.373	0	7	9-11	72	0	2	.973	
21 Luke Maile	.282	51-50	177	29	50	10	3	9	36	93	.525	18	6	49	2	.361	4	4	6-8	342	33	4	.989	
35 Michael Williams	.264	48-47	174	19	46	11	0	7	23	78	.448	11	4	33	4	.321	1	3	2-2	318	38	3	.992	

3 Neiko Johnson	.333	18-17	60	16	20	7	0	2	12	33	.550	10	2	7	1	.444	0	0	4-6	32	5	1	.974	
22 Dallen Reber	.310	15-5	29	5	9	1	0	2	4	16	.552	1	2	12	1	.375	0	0	1-1	6	0	0	1.000	
7 Lucas Witt	.253	30-24	75	10	19	4	0	0	7	23	.307	12	5	14	1	.387	1	1	3-3	74	4	2	.975	
23 Mike Kaczmarek	.243	12-10	37	6	9	1	0	1	2	13	.351	3	1	4	5	.317	0	1	0-0	7	7	0	1.000	
6 Matt Reid	.218	40-27	78	13	17	2	0	0	6	19	.244	12	3	26	1	.344	0	5	1-3	48	69	10	.921	
11 T.J. Daugherty	.200	9-1	5	2	1	0	0	0	0	1	.200	2	1	1	0	.500	0	2	0-0	13	0	0	1.000	
9 Sam Kidd	.182	13-1	11	3	2	0	0	0	0	2	.182	3	1	2	0	.400	0	1	0-0	8	1	0	1.000	
4 Paul McConkey	.152	23-12	46	7	7	0	0	0	1	7	.152	6	4	6	0	.304	0	0	0-2	16	34	5	.909	
42 Micheal Thomas	.000	7-0	6	0	0	0	0	0	0	0	.000	1	0	4	1	.143	0	0	0-0	2	0	0	1.000	
2 Tyler Townsend	.000	3-0	2	0	0	0	0	0	0	0	.000	0	1	0	0	.333	0	0	0-0	1	3	0	1.000	
Totals	.299	55	1854	313	555	113	12	49	288	839	.453	177	85	336	35	.383	17	49	72-95	1428	533	68	.966	
Opponents	.299	55	1906	311	569	90	9	36	284	785	.412	170	49	408	29	.368	15	35	41-65	1417	548	61	.970	

LOB - Team (453), Opp (436). DPs turned - Team (42), Opp (41). CI - Team (0), Opp (1). IBB - Team (5), B. Kapteyn 3, T. Black 1, C. Wright 1, Opp (8). Picked off - T. Black 4, N. Johnson 2, B. Adams 1, J.T. Riddle 1, L. Maile 1, L. Witt 1, T. McCarthy 1, B. Kapteyn 1.

(All games Sorted by Earned run avg)

Player	era	w-l	app	gs	cg	sho	sv	ip	h	r	er	bb	so	2b	3b	hr	b/avg	wp	hp	bk	sfa	sha		
17 Alex Meyer	2.94	7-5	14	14	4	2/0	0	101.0	78	37	33	46	110	9	2	2	.222	12	7	0	0	14		
31 Jordan Cooper	4.61	3-2	14	12	0	0/0	1	66.1	84	43	34	29	47	10	0	8	.318	5	7	2	3	5		
34 Taylor Rogers	5.14	3-7	14	13	1	0/0	0	77.0	97	56	44	19	49	19	2	8	.307	3	7	1	6	6		
12 Corey Littrell	6.95	6-6	16	13	0	0/0	0	68.2	90	63	53	29	51	17	1	7	.315	8	5	0	0	5		

44 Alex Phillips	3.16	1-2	28	0	0	0/0	2	37.0	46	15	13	1	28	3	1	2	.301	5	0	0	1	0		
29 Trevor Gott	3.62	2-4	23	0	0	0/0	2	27.1	40	25	11	16	34	7	0	0	.333	2	3	1	1	1		
8 Walter Wijas	4.58	3-0	20	0	0	0/0	0	35.1	52	21	18	13	30	7	2	4	.340	7	5	0	2	1		
26 Jonathan Paquet	4.76	0-0	4	3	0	0/0	0	11.1	15	6	6	5	10	2	1	0	.319	1	1	1	1	0		
14 Nick Kennedy	4.95	0-1	20	0	0	0/0	0	20.0	32	17	11	3	14	6	0	1	.364	0	3	0	1	1		
23 Mike Kaczmarek	6.00	0-0	19	0	0	0/0	4	15.0	18	11	10	2	8	4	0	2	.295	0	4	0	0	1		
30 Braden Kapteyn	9.00	0-3	14	0	0	0/0	2	17.0	17	17	17	7	27	6	0	2	.258	6	7	0	0	1		
Totals	4.73	25-30	55	55	5	2/0	11	476.0	569	311	250	170	408	90	9	36	.299	49	49	5	15	35		
Opponents	5.41	30-25	55	55	2	1/0	18	472.1	555	313	284	177	336	113	12	49	.299	46	85	8	17	49		

PB - Team (5), L. Maile 2, M. Williams 2, M. Thomas 1, Opp (12). Pickoffs - Team (15), C. Littrell 4, J. Cooper 3, N. Kennedy 2, A. Meyer 2, M. Williams 2, B. Kapteyn 1, T. Rogers 1, Opp (12). SBA/ATT - M. Williams (22-38), L. Maile (18-24), A. Meyer (8-16), J. Cooper (10-14), C. Littrell (7-11), A. Phillips (5-6), T. Rogers (3-6), W. Wijas (3-4), T. Gott (1-3), N. Kennedy (2-3), J. Paquet (2-2), TJ Daugherty (1-1).




2011 Kentucky Baseball
 Overall Statistics for Kentucky (as of May 22, 2019)
 (All games Sorted by Fielding pct)



Player	c	po	a	e	fld%	dp	sba	csb	sba%	pb	ci
24 Chad Wright	114	110	4	0	1.000	1	0	0	---	0	0
23 Mike Kaczmarek	14	7	7	0	1.000	0	0	0	---	0	0
11 T.J. Daugherty	13	13	0	0	1.000	0	1	0	1.000	0	0
9 Sam Kidd	9	8	1	0	1.000	0	0	0	---	0	0
8 Walter Wijas	6	2	4	0	1.000	0	3	1	.750	0	0
22 Dallen Reber	6	6	0	0	1.000	0	0	0	---	0	0
2 Tyler Townsend	4	1	3	0	1.000	1	0	0	---	0	0
44 Alex Phillips	2	0	2	0	1.000	0	5	1	.833	0	0
42 Micheal Thomas	2	2	0	0	1.000	0	0	0	---	1	0
26 Jonathan Paquet	2	0	2	0	1.000	1	2	0	1.000	0	0
35 Michael Williams	359	318	38	3	.992	5	22	16	.579	2	0
21 Luke Maile	379	342	33	4	.989	16	18	6	.750	2	0
30 Braden Kapteyn	195	185	6	4	.979	18	0	0	---	0	0
7 Lucas Witt	80	74	4	2	.975	0	0	0	---	0	0
3 Neiko Johnson	38	32	5	1	.974	1	0	0	---	0	0
16 Brian Adams	74	72	0	2	.973	0	0	0	---	0	0
10 J.T. Riddle	124	80	40	4	.968	4	0	0	---	0	0
17 Alex Meyer	24	7	16	1	.958	1	8	8	.500	0	0
5 Taylor Black	226	63	153	10	.956	21	0	0	---	0	0
12 Corey Littrell	13	2	10	1	.923	0	7	4	.636	0	0
6 Matt Reida	127	48	69	10	.921	16	0	0	---	0	0
31 Jordan Cooper	25	8	15	2	.920	1	10	4	.714	0	0
4 Paul McConkey	55	16	34	5	.909	6	0	0	---	0	0
25 Thomas McCarthy	114	28	73	13	.886	10	0	0	---	0	0
34 Taylor Rogers	16	4	9	3	.813	3	3	3	.500	0	0
14 Nick Kennedy	4	0	3	1	.750	0	2	1	.667	0	0
29 Trevor Gott	4	0	2	2	.500	0	1	2	.333	0	0
Totals	2029	1428	533	68	.966	42	41	24	.631	5	0
Opponents	2026	1417	548	61	.970	41	72	23	.758	12	1

Hitting minimums - 1 Games 50% of Games 1.5 AB/Game 1 TPA 1.5 TPA/Game

Pitching minimums - 1 Games 1 IP 1.0 IP/Game



2010 Kentucky Baseball
Overall Statistics for Kentucky (as of Jun 03, 2010)
(All games Sorted by Batting avg)

HISTORICAL 1979-2010



Record: 31-25 Home: 20-10 Away: 8-15 Neutral: 3-0 SEC: 13-17


Player	avg	gp-gs	ab	r	h	2b	3b	hr	rbi	tb	slg%	bb	hp	so	gdp	ob%	sf	sh	sb-att	po	a	e	fld%
10 Lance Ray	.356	41-29	118	29	42	11	1	10	34	85	.720	20	3	21	1	.458	1	1	2-4	126	8	1	.993
11 Gunnar Glad	.336	56-55	214	49	72	11	1	12	45	121	.565	27	8	38	7	.423	4	2	3-5	380	56	11	.975
29 Chris Bisson	.329	51-50	210	43	69	12	1	5	35	98	.467	28	4	33	2	.416	1	1	32-39	88	146	13	.947
46 Keenan Wiley	.324	56-56	204	40	66	7	1	4	37	87	.426	18	11	20	2	.399	5	8	14-19	113	2	1	.991
12 Marcus Nidiffer	.320	48-43	147	32	47	7	0	10	35	84	.571	16	13	30	0	.425	3	4	2-2	271	32	2	.993
24 Chad Wright	.316	54-53	225	36	71	12	2	2	37	93	.413	19	9	31	3	.388	2	5	12-15	83	4	3	.967
30 Braden Kapteyn	.294	43-40	153	31	45	11	0	6	28	74	.484	19	9	22	3	.403	0	1	2-3	65	6	1	.986
8 Andy Burns	.271	50-44	177	37	48	9	2	11	30	94	.531	19	3	44	2	.345	4	2	7-10	42	97	12	.921
5 Taylor Black	.270	55-55	178	44	48	6	0	11	37	87	.489	15	20	37	7	.386	2	8	12-12	75	175	22	.919
44 Cory Farris	.259	34-27	108	19	28	6	0	7	24	55	.509	9	4	37	1	.333	2	0	7-7	43	3	1	.979
47 T.J. Daugherty	.500	3-0	2	1	1	0	0	0	2	1	.500	0	1	1	0	.667	0	0	0-0	1	0	0	1.000
16 Brian Adams	.472	18-9	36	10	17	3	1	1	8	25	.694	0	0	8	0	.472	0	0	1-2	20	2	0	1.000
4 Michael Williams	.241	16-9	29	3	7	4	0	0	6	11	.379	4	4	11	0	.405	0	0	0-0	40	1	1	.976
21 Luke Maile	.200	26-12	35	6	7	0	0	3	6	16	.457	11	6	12	0	.462	0	1	2-2	82	9	2	.978
3 Neiko Johnson	.171	33-21	76	24	13	2	0	1	6	18	.257	16	11	10	0	.388	0	7	24-25	19	15	5	.872
13 Navarro Hall	.091	14-1	11	4	1	0	0	0	2	1	.091	2	0	3	0	.231	0	0	0-1	0	0	0	.000
9 Sam Kidd	.000	10-0	3	1	0	0	0	0	0	0	.000	2	0	0	0	.400	0	0	0-0	5	6	1	.917
14 Nick Kennedy	.000	1-0	0	0	0	0	0	0	0	0	.000	0	0	0	0	.000	0	0	0-0	2	9	0	1.000
Totals	.302	56	1926	409	582	101	9	83	372	950	.493	225	106	358	28	.400	24	40	120-146	1473	658	87	.961
Opponents	.296	56	1975	378	584	84	8	55	348	849	.430	197	88	394	43	.381	19	32	50-67	1444	543	71	.966

LOB - Team (469), Opp (460). DPs turned - Team (52), Opp (37). CI - Team (0), Opp (1); IBB - Team (6), C. Farris 2, K. Wiley 2, L. Ray 1, C. Bisson 1, Opp (3). Picked off - K. Wiley 3, C. Bisson 3, N. Johnson 2, A. Burns 1, L. Ray 1, T. Black 1.

(All games Sorted by Earned run avg)

Player	era	w-l	app	gs	cq	sho	sv	ip	h	r	er	bb	so	2b	3b	hr	b/avg	wp	hp	bk	sfa	sha
15 Logan Darnell	5.62	5-3	14	11	1	1/0	1	73.2	92	54	46	28	55	13	1	8	.314	6	5	1	4	4
31 Jordan Cooper	5.71	4-5	20	8	0	0/2	0	58.1	71	42	37	27	35	9	0	6	.303	3	8	1	1	3
34 Taylor Rogers	6.40	4-7	14	14	1	0/1	0	83.0	108	68	59	15	39	10	3	11	.315	6	14	1	3	11
25 Walter Wijas	3.60	0-0	14	1	0	0/0	0	25.0	23	13	10	7	19	7	0	2	.235	4	6	1	1	0
30 Braden Kapteyn	4.09	2-0	18	0	0	0/0	2	22.0	20	11	10	15	22	3	0	2	.250	3	7	0	2	2
28 Chase Greene	4.15	0-0	3	0	0	0/0	0	4.1	4	3	2	2	2	1	0	0	.267	0	1	0	0	1
14 Nick Kennedy	4.21	4-1	21	0	0	0/1	1	36.1	37	22	17	14	42	8	0	4	.259	2	7	0	1	2
26 Matt Little	4.93	2-2	24	0	0	0/0	7	42.0	41	26	23	24	52	4	0	5	.268	10	9	2	3	2
23 Mike Kaczmarek	5.32	1-0	22	0	0	0/1	0	23.2	21	15	14	6	23	4	2	1	.241	1	8	0	2	2
27 Joe Devine	5.40	1-1	8	3	0	0/0	0	13.1	16	12	8	3	9	3	0	1	.291	2	0	0	0	0
17 Alex Meyer	7.06	5-3	12	11	0	0/0	0	51.0	59	47	40	36	63	11	2	5	.285	6	10	3	1	1
19 Sean Bouthilette	7.47	1-0	6	2	0	0/0	0	15.2	22	15	13	4	11	2	0	4	.324	3	3	0	0	1
18 Kyle Jackson	7.63	1-1	10	1	0	0/0	0	15.1	29	18	13	5	7	5	0	1	.382	0	5	0	0	1
9 Sam Kidd	8.89	1-2	12	5	0	0/0	0	27.1	41	32	27	11	15	4	0	5	.333	7	5	1	1	2
Totals	5.85	31-25	56	56	2	3/2	11	491.0	584	378	319	197	394	84	8	55	.296	53	88	10	19	32
Opponents	6.54	25-31	56	56	1	3/3	13	481.1	582	409	350	225	358	101	9	83	.302	53	106	3	24	40

PB - Team (8), M. Nidiffer 5, L. Maile 2, M. Williams 1, Opp (8). Pickoffs - Team (23), M. Nidiffer 4, J. Cooper 3, L. Darnell 3, T. Rogers 3, A. Meyer 2, B. Kapteyn 2, N. Kennedy 2, J. Devine 1, L. Maile 1, M. Little 1, S. Bouthilette 1, Opp (10). SBA/ATT - M. Nidiffer (31-39), T. Rogers (10-15), A. Meyer (10-12), L. Maile (10-12), J. Cooper (10-10), M. Williams (9-9), L. Darnell (4-8), M. Little (4-6), N. Kennedy (4-4), J. Devine (2-3), M. Kaczmarek (3-3), B. Kapteyn (1-2), K. Jackson (1-2), W. Wijas (1-2).



2009 Kentucky Baseball
Overall Statistics for Kentucky (as of Jun 03, 2010)
(All games Sorted by Batting avg)



Record: 28-26 Home: 0-0 Away: 0-0 SEC: 12-18

Player	avg	gp-gs	ab	r	h	2b	3b	hr	rbi	tb	slg%	bb	hp	so	gdp	ob%	sf	sh	sb-att	po	a	e	fld%	
29 Chris Bisson	.360	53-52	222	49	80	9	3	2	52	101	.455	20	3	28	2	.414	4	2	13-15	91	133	11	.953	
24 Chad Wright	.343	50-47	181	40	62	8	1	4	23	84	.464	19	5	34	2	.415	2	10	10-12	63	4	1	.985	
30 Braden Kapteyn	.319	37-35	141	18	45	11	0	4	27	68	.482	7	6	33	1	.377	0	1	2-5	75	8	2	.976	
7 Chris Wade	.313	50-50	179	42	56	10	1	6	42	86	.480	17	14	23	7	.408	3	16	14-17	73	130	8	.962	
12 Marcus Nidiffer	.312	50-44	157	37	49	6	1	10	32	87	.554	18	10	44	1	.412	2	4	3-3	416	62	8	.984	
44 Cory Farris	.310	29-23	87	21	27	3	0	2	16	36	.414	11	4	30	0	.412	0	0	2-2	18	1	1	.950	
11 Gunner Glad	.303	38-36	142	25	43	7	0	9	38	77	.542	18	0	28	6	.374	3	2	1-2	295	10	1	.997	
8 Andy Burns	.287	50-45	178	38	51	9	1	7	33	83	.466	19	3	37	4	.360	3	1	3-3	26	55	13	.862	
46 Keenan Wiley	.251	52-52	195	29	49	3	0	4	24	64	.328	18	8	29	5	.338	1	9	11-12	99	1	3	.971	
5 Chris McClendon	.234	30-26	94	14	22	1	0	2	9	29	.309	16	4	18	6	.368	0	2	3-4	8	48	2	.956	

31 Navarro Hall	.400	11-0	5	3	2	0	0	0	0	2	.400	1	0	1	0	.500	0	0	1-1	0	0	0	.000	
6 Spencer Korus	.320	26-13	50	8	16	3	0	2	13	25	.500	9	1	13	0	.426	1	2	0-1	64	10	5	.937	
21 William Campbell	.278	7-5	18	2	5	1	0	1	5	9	.500	2	3	5	0	.435	0	0	0-0	48	2	0	1.000	
13 Bryan Rose	.268	28-20	71	13	19	2	0	0	5	21	.296	8	5	15	0	.381	0	1	4-6	31	0	0	1.000	
3 Neiko Johnson	.250	13-7	24	7	6	1	0	0	3	7	.292	4	1	10	0	.367	1	0	2-2	0	0	0	1.000	
18 Troy Frazier	.200	25-21	75	20	15	5	0	2	10	26	.347	15	4	15	5	.362	0	1	2-2	27	2	1	.967	
4 Michael Williams	.167	15-7	24	2	4	1	0	1	4	8	.333	2	0	8	1	.231	0	0	0-0	42	5	1	.979	
2 Brian Suerdick	.133	11-3	15	3	2	0	0	0	0	2	.133	2	0	5	0	.235	0	0	0-0	29	5	0	1.000	
25 Brock Wright	.000	4-0	2	1	0	0	0	0	0	0	.000	0	0	1	0	.000	0	0	0-0	0	0	0	.000	
Totals	.297	54	1860	372	553	80	7	56	336	815	.438	206	71	377	40	.385	20	51	71-87	1425	553	70	.966	
Opponents	.284	54	1899	349	540	87	4	52	310	791	.417	202	60	523	28	.368	18	27	56-72	1407	596	89	.957	

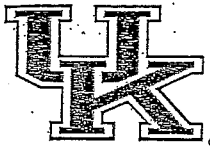
LOB - Team (417), Opp (432). DPs turned - Team (41), Opp (47). TPs turned - Team (0), Opp (1). IBB - Team (6), K. Wiley 2, N. Johnson 1, M. Nidiffer 1, C. Farris 1, C. Bisson 1, Opp (5). Picked off - C. Bisson 6, C. McClendon 3, B. Kapteyn 2, C. Wade 1, N. Johnson 1, K. Wiley 1, S. Korus 1.

(All games Sorted by Earned run avg)

Player	era	w-l	app	gs	cq	sho	sv	ip	h	r	er	bb	so	2b	3b	hr	b/avg	wp	hp	bk	sfa	sha
10 Chris Rusin	4.20	7-4	13	13	4	0/1	0	94.1	95	50	44	27	108	9	0	5	.258	5	7	2	1	7
17 Alex Meyer	5.73	1-4	13	11	0	0/0	1	59.2	53	42	38	45	80	3	0	10	.239	14	10	3	2	1
22 James Paxton	5.86	5-3	13	13	0	0/0	0	78.1	83	52	51	20	115	10	1	11	.266	12	4	0	2	3

11 Gunner Glad	0.00	0-0	1	0	0	0/0	0	0.2	0	0	0	0	2	0	0	0	.000	0	0	0	0	0
14 Nick Kennedy	2.45	0-0	2	0	0	0/0	1	3.2	2	1	1	1	4	0	0	0	.167	0	1	0	1	0
15 Logan Darnell	4.50	5-6	28	0	0	0/0	3	46.0	53	35	23	20	47	10	0	4	.285	6	6	2	0	3
9 Tyler Henry	4.91	0-3	20	0	0	0/2	0	40.1	48	25	22	17	42	9	0	2	.300	2	5	2	0	2
23 Mike Kaczmarek	5.11	1-1	12	4	0	0/1	0	24.2	33	22	14	13	25	5	0	4	.317	2	3	0	0	1
40 Jonathan Huff	5.59	1-0	7	0	0	0/0	0	19.1	23	16	12	7	10	7	0	3	.299	3	4	0	0	2
30 Braden Kapteyn	6.06	5-0	23	0	0	0/1	4	32.2	37	28	22	16	42	7	2	4	.285	8	8	0	4	2
34 Clint Tilford	7.05	1-4	23	8	0	0/0	0	52.1	75	48	41	24	34	13	0	6	.332	8	7	1	3	5
19 Sean Bouthilette	7.79	2-1	9	5	0	0/0	0	17.1	27	20	15	7	11	13	1	1	.365	1	2	0	2	1
28 Chase Greene	15.88	0-0	5	0	0	0/0	0	5.2	11	10	10	5	3	1	0	2	.423	4	3	0	1	0
Totals	5.55	28-26	54	54	4	2/2	9	475.0	540	349	293	202	523	87	4	52	.284	65	60	10	18	27
Opponents	5.99	26-28	54	54	3	1/0	12	469.0	553	372	312	206	377	80	7	56	.297	50	71	9	20	51

PB - Team (14), M. Nidiffer 11, B. Suerdick 2, M. Williams 1, Opp (6). Pickoffs - Team (12), M. Nidiffer 4, A. Meyer 3, L. Darnell 1, T. Henry 1, B. Suerdick 1, C. Rusin 1, C. Tilford 1, Opp (13). SBA/ATT - M. Nidiffer (45-57), A. Meyer (18-20), J. Paxton (10-12), M. Williams (9-9), L. Darnell (7-8), C. Rusin (5-8), T. Henry (6-7), C. Tilford (3-6), B. Suerdick (2-4), B. Kapteyn (2-3), S. Bouthilette (2-3), M. Kaczmarek (1-2), C. Greene (2-2), J. Huff (0-1).



2008 Kentucky Baseball
Overall Statistics for Kentucky (as of Jun 03, 2010)
(All games Sorted by Batting avg)



Record: 44-18 Home: 0-0 Away: 0-0 SEC: 16-14


Player	avg	gp-gs	ab	r	h	2b	3b	hr	rbi	tb	slg%	bb	hp	so	gdp	ob%	sf	sh	sb-att	po	a	e	fld%
19 Sawyer Carroll	.419	63-62	234	69	98	22	3	19	83	183	.782	44	7	33	2	.514	5	0	12-12	70	3	1	.986
17 Ryan Wilkes	.374	57-57	214	53	80	11	1	9	36	120	.561	29	2	38	4	.442	6	11	2-3	127	160	0	1.000
4 Collin Cowgill	.361	63-63	233	80	84	15	2	19	60	160	.687	49	10	52	3	.483	4	4	23-27	105	7	2	.982
5 Chris McClendon	.346	48-47	179	33	62	11	1	3	33	84	.469	13	6	27	4	.407	1	9	7-10	28	100	11	.921
46 Keenan Wiley	.327	63-60	254	49	83	13	2	2	38	106	.417	16	11	39	1	.389	2	7	7-14	86	3	3	.967
7 Chris Wade	.296	63-63	226	35	67	24	0	5	51	106	.469	10	8	34	3	.340	6	20	6-8	91	195	17	.944
8 Tyler Howe	.290	48-42	131	31	38	9	0	4	24	59	.450	16	27	37	1	.466	0	3	1-2	182	24	2	.990
30 Brian Spear	.283	63-63	237	51	67	19	1	10	57	118	.498	43	7	62	9	.402	4	5	3-4	600	36	9	.986
24 Kevin Thulin	.500	2-0	2	0	1	0	0	0	1	1	.500	0	0	0	0	.500	0	0	0-0	0	0	0	.000
6 Spencer Korus	.310	18-10	42	10	13	6	0	0	7	19	.452	5	0	13	2	.383	0	2	0-1	3	18	2	.913
13 Bryan Rose	.290	46-20	100	25	29	7	2	4	21	52	.520	14	3	23	1	.387	2	2	5-6	14	1	1	.938
18 Troy Frazier	.256	46-30	90	23	23	5	0	3	26	37	.411	18	3	35	1	.383	4	2	2-3	37	1	0	1.000
12 Marcus Nidiffer	.216	47-34	116	20	25	5	1	5	17	47	.405	11	1	46	1	.280	4	8	2-3	237	44	2	.993
2 Brian Suerdick	.182	16-0	11	2	2	1	0	0	1	3	.273	2	1	4	0	.357	0	0	1-1	32	7	0	1.000
3 Nelko Johnson	.176	14-2	17	8	3	1	0	0	2	4	.235	4	0	6	0	.333	0	0	1-1	6	13	3	.864
29 Chris Bisson	.157	27-13	51	9	8	3	0	0	4	11	.216	8	0	11	2	.271	0	2	3-6	15	31	4	.920
25 Brock Wright	.111	15-1	9	8	1	0	0	0	0	1	.111	1	2	2	0	.333	0	0	0-0	4	0	0	1.000
27 Kevin Bishop	.091	14-0	11	4	1	0	0	0	0	1	.091	0	0	6	0	.091	0	0	1-1	12	0	0	1.000
37 Greg Dombrowski	.000	1-0	0	0	0	0	0	0	0	0	.000	0	0	0	0	.000	0	0	0-0	9	21	1	.968
33 Aaron Lovett	.000	1-0	0	0	0	0	0	0	0	0	.000	0	0	0	0	.000	0	0	0-0	1	9	1	.909
14 Andrew Albers	.000	1-0	0	0	0	0	0	0	0	0	.000	0	0	0	0	.000	0	0	0-0	8	9	0	1.000
44 Tommy Warner	.000	1-0	0	0	0	0	0	0	0	0	.000	0	0	0	0	.000	0	0	0-0	1	4	1	.833
15 Logan Darnell	.000	1-0	0	0	0	0	0	0	0	0	.000	0	0	0	0	.000	0	0	0-0	1	7	0	1.000
28 Brock Baber	.000	1-1	0	0	0	0	0	0	0	0	.000	0	0	0	0	.000	0	0	0-0	4	7	0	1.000
23 Mike Kaczmarek	.000	1-0	0	0	0	0	0	0	0	0	.000	0	0	0	0	.000	0	0	0-0	1	4	0	1.000
Totals	.318	62	2157	510	685	152	13	83	461	1112	.516	283	88	468	34	.412	38	75	76-102	1687	749	66	.974
Opponents	.268	62	2132	279	572	88	5	43	258	799	.375	191	46	469	42	.339	16	34	36-62	1599	614	85	.963

LOB - Team (481), Opp (478). DPs turned - Team (58), Opp (43). IBB - Team (7), S. Carroll 3, B. Spear 3, C. McClendon 1, Opp (12). Picked off - K. Wiley 3, C. Cowgill 2, T. Frazier 2, B. Spear 2, C. Bisson 1, C. McClendon 1, B. Rose 1.

(All games Sorted by Earned run avg)

Player	era	w-l	app	gs	cg	sho	sv	ip	h	r	er	bb	so	2b	3b	hr	b/avg	wp	hp	bks	sfa	sha
10 Chris Rusin	3.33	6-3	13	13	2	0/0	0	83.2	89	35	31	19	65	16	0	4	.275	4	6	0	3	4
37 Greg Dombrowski	4.10	6-1	16	15	0	0/0	0	79.0	106	44	36	13	58	18	0	10	.320	5	4	1	2	3
45 Jesse Yano	0.00	0-0	3	0	0	0/0	0	1.2	5	3	0	1	1	2	0	0	.455	0	0	0	0	0
23 Mike Kaczmarek	2.13	1-0	15	3	0	0/0	0	25.1	25	12	6	10	23	4	1	0	.255	4	4	1	1	3
40 Jonathan Huff	2.25	0-0	3	0	0	0/0	0	4.0	2	1	1	1	3	0	0	0	.125	2	0	0	0	0
14 Andrew Albers	2.40	7-4	31	1	0	0/0	5	56.1	45	19	15	16	64	6	0	4	.226	2	3	0	1	2
22 James Paxton	2.92	4-2	17	11	1	1/0	1	52.1	46	21	17	25	43	3	2	4	.238	3	9	0	1	4
28 Brock Baber	3.03	1-3	28	1	0	0/0	1	35.2	34	15	12	11	27	1	0	3	.252	1	3	0	2	2
44 Tommy Warner	3.38	3-1	12	0	0	0/0	0	24.0	25	13	9	7	19	2	0	2	.272	4	6	0	0	3
8 Tyler Howe	3.86	0-0	8	0	0	0/0	2	4.2	4	2	2	4	5	0	0	0	.235	0	0	0	0	0
15 Logan Darnell	4.08	0-0	15	0	0	0/0	0	17.2	11	10	8	14	12	2	0	0	.183	2	2	0	1	1
33 Aaron Lovett	4.31	5-1	22	1	1	0/1	1	56.1	56	29	27	21	42	9	0	8	.267	3	6	2	3	5
34 Clint Tilford	4.61	3-0	16	8	0	0/0	0	41.0	42	26	21	27	29	5	1	3	.271	5	1	0	0	4
21 Scott Green	4.76	6-4	20	8	0	0/1	2	56.2	58	37	30	16	64	16	0	4	.261	5	5	0	2	2
9 Tyler Henry	6.20	2-0	11	2	0	0/0	0	24.2	32	17	17	8	20	4	1	2	.314	0	0	0	0	1
Totals	3.71	44-19	62	63	4	2/1	12	563.0	580	284	232	193	475	88	5	44	.268	40	49	4	16	34
Opponents	7.13	18-44	62	62	1	1/1	7	533.0	679	507	422	281	455	150	13	81	.320	68	88	6	38	75

PB - Team (11), T. Howe 6, M. Nidiffer 4, B. Suerdick 1, Opp (10). Pickoffs - Team (7), A. Albers 2, M. Nidiffer 2, S. Green 1, G. Dombrowski 1, L. Darnell 1, Opp (13). SBA/ATT - T. Howe (24-35), M. Nidiffer (14-29), A. Lovett (7-12), G. Dombrowski (4-11), S. Green (7-8), A. Albers (6-8), C. Tilford (4-7), C. Rusin (3-5), T. Warner (1-4), T. Henry (3-4), J. Paxton (2-3), B. Suerdick (1-2), M. Kaczmarek (1-1), B. Baber (1-1), L. Darnell (0-1).



2007 Kentucky Baseball
Overall Statistics for Kentucky (as of Jun 03, 2010)
(All games Sorted by Batting avg)



Record: 34-19-1 Home: 24-10 Away: 10-9-1 SEC: 13-16-1


Player	avg	gp-gs	ab	r	h	2b	3b	hr	rbi	tb	slg%	bb	hp	so	gdp	ob%	sf	sh	sb-att	po	a	e	fld%
5 Mike Brown	.369	53-49	195	68	72	19	1	3	38	102	.523	31	16	31	4	.486	3	12	14-15	72	46	6	.952
30 Brian Spear	.358	54-53	176	56	63	14	1	5	49	94	.534	53	13	43	2	.527	3	6	2-3	114	177	17	.945
19 Sawyer Carroll	.350	54-54	214	48	75	23	2	3	56	111	.519	39	4	25	4	.449	6	3	4-7	424	18	9	.980
24 Sean Coughlin	.344	54-54	221	53	76	16	3	13	73	137	.620	33	3	45	7	.431	3	0	0-1	243	21	4	.985
46 Keenan Wiley	.327	43-21	98	20	32	2	0	0	13	34	.347	4	4	20	1	.377	0	4	4-4	54	1	1	.982
17 Ryan Wilkes	.324	53-53	185	36	60	13	1	2	41	81	.438	27	3	29	1	.407	6	13	4-5	76	156	15	.939
3 Antone DeJesus	.318	54-53	201	52	64	8	3	1	36	81	.403	27	20	37	0	.442	3	10	16-20	107	5	4	.966
26 Matt McKinney	.273	52-51	187	34	51	9	4	3	28	77	.412	23	11	32	2	.378	4	3	3-3	119	73	12	.941
15 x Jason Kipnis	.337	34-29	104	28	35	5	5	6	27	68	.654	18	6	22	1	.450	3	7	11-12	48	0	0	1.000
13 x Billy Grace	.283	20-18	60	14	17	4	0	1	15	24	.400	16	3	12	1	.456	0	1	0-1	23	1	3	.889
25 Brock Wright	.242	30-15	62	21	15	1	1	5	15	33	.532	19	4	27	1	.447	0	3	5-6	8	0	0	1.000
8 Tyler Howe	.241	36-29	108	21	26	8	1	1	22	39	.361	22	4	31	1	.380	3	3	1-2	120	19	2	.986
6 Anthony Ottrando	.222	21-7	36	7	8	2	0	1	7	13	.361	4	2	12	1	.333	0	1	0-0	5	21	4	.667
41 Marcus Nidiffer	.000	8-0	6	2	0	0	0	0	0	0	.000	0	0	4	0	.000	0	0	0-0	9	0	0	1.000
18 Dan Reale	.000	2-0	1	1	0	0	0	0	1	0	.000	1	0	1	0	.333	1	0	0-0	0	0	0	1.000
33 Aaron Lovett	.000	1-0	0	0	0	0	0	0	0	0	.000	0	0	0	0	.000	0	0	0-0	1	10	0	1.000
Totals	.320	54	1854	461	594	124	22	44	421	894	.482	317	93	371	26	.437	35	66	64-79	1445	622	87	.960
Opponents	.292	54	1975	330	576	81	4	43	294	794	.402	156	49	369	42	.355	17	24	29-37	1396	496	66	.966

LOB - Team (509), Opp (448). DPs turned - Team (46), Opp (32). CI - Team (2), T. Howe 1, S. Coughlin 1, Opp (1). IBB - Team (7), S. Coughlin 3, S. Carroll 2, B. Wright 1, B. Spear 1, Opp (7). Picked off - S. Carroll 2, M. Brown 2, R. Wilkes 1, B. Spear 1, B. Wright 1, A. Ottrando 1.

(All games Sorted by Earned run avg)

Player	era	w-l	app	gs	cq	sho	sv	ip	h	r	er	bb	so	2b	3b	hr	b/avg	wp	hp	bk	sfa	sha
14 Andrew Albers	4.85	6-5	15	15	0	0/1	0	72.1	95	53	39	17	51	12	1	7	.318	4	10	1	1	6
10 Chris Rusin	4.90	5-4	14	14	2	0/0	0	86.1	92	58	47	35	76	15	0	7	.267	6	9	2	1	3
37 Greg Dombrowski	5.12	5-2	15	14	0	0/0	0	70.1	102	51	40	9	49	11	0	6	.337	0	7	2	1	6
8 Tyler Howe	0.00	0-0	1	0	0	0/0	0	1.0	1	1	0	0	1	0	0	1	.250	0	0	0	0	0
33 Aaron Lovett	2.20	3-3	23	0	0	0/0	7	45.0	43	17	11	15	35	6	1	1	.256	3	3	3	4	2
35 Dewayne Oxford	2.88	4-1	18	0	0	0/0	0	34.1	38	17	11	11	24	2	0	1	.279	0	3	1	3	1
21 Scott Green	3.06	2-0	9	0	0	0/1	1	17.2	15	9	6	9	20	3	0	1	.214	7	2	0	0	0
16 Duran Ferguson	3.19	2-1	21	5	0	0/1	0	42.1	39	19	15	18	51	6	0	5	.231	8	1	0	1	2
9 Tyler Henry	3.48	0-1	19	1	0	0/0	2	20.2	28	18	8	5	5	6	0	2	.333	1	1	0	2	1
28 Brock Baber	4.10	2-1	20	0	0	0/0	1	26.1	24	14	12	7	14	3	1	4	.238	1	2	0	0	0
34 Clint Tilford	5.21	1-0	11	3	0	0/1	0	19.0	31	13	11	7	13	5	0	1	.356	3	1	0	1	2
31 Colby Brown	5.79	0-0	8	0	0	0/0	0	9.1	11	8	6	1	5	3	0	3	.275	4	2	0	0	0
22 James Paxton	6.62	2-0	25	0	0	0/0	1	17.2	20	23	13	16	10	2	0	2	.274	3	4	0	1	1
44 Tommy Warner	8.47	2-0	14	2	0	0/0	0	17.0	28	19	16	3	13	7	1	2	.346	1	4	0	1	0
45 Troy Ragle	34.71	0-1	6	0	0	0/0	0	2.1	9	10	9	3	2	0	0	0	.563	0	0	0	1	0
Totals	4.56	34-19	54	54	2	2/2	12	481.2	576	330	244	156	369	81	4	43	.292	41	49	9	17	24
Opponents	7.97	19-34	54	54	0	0/0	8	465.1	594	461	412	317	371	124	22	44	.320	66	93	11	35	66

PB - Team (7), S. Coughlin 5, T. Howe 2, Opp (14). Pickoffs - Team (12), C. Rusin 5, A. Lovett 2, A. Albers 2, T. Henry 1, C. Brown 1, S. Coughlin 1, Opp (8). SBA/ATT - S. Coughlin (19-25), T. Howe (10-12), D. Oxford (2-6), A. Albers (5-6), A. Lovett (5-5), D. Ferguson (4-4), C. Tilford (2-3), B. Baber (3-3), G. Dombrowski (3-3), S. Green (2-2), J. Paxton (2-2), T. Henry (1-1), T. Warner (0-1), C. Rusin (0-1).



2006 Kentucky Baseball
Overall Statistics for Kentucky (as of Jun 03, 2010)
(All games Sorted by Batting avg)



Record: 44-17 Home: 31-6 Away: 10-8 Neutral: 3-3 SEC: 20-10

Player	avg	gp-gs	ab	r	h	2b	3b	hr	rbi	tb	slg%	bb	hp	so	gdp	ob%	sf	sh	sb-att	po	a	e	fld%	
33 Ryan Strieby	.343	61-61	233	60	80	22	1	20	77	164	.704	46	14	39	3	.473	3	0	2-2	668	40	2	.997	
15 Michael Bertram	.340	56-51	197	39	67	16	0	5	37	98	.497	21	3	19	4	.403	5	6	6-8	28	86	15	.884	
24 Sean Coughlin	.325	58-53	203	52	66	13	0	17	55	130	.640	34	8	41	3	.437	2	3	0-0	222	30	7	.973	
3 Anton DeJesus	.323	58-56	223	67	72	16	3	5	36	109	.489	40	8	41	1	.433	6	5	11-13	111	2	3	.974	
4 Collin Cowgill	.298	61-61	225	62	67	15	1	16	61	132	.587	41	13	53	7	.426	5	9	6-10	87	3	1	.989	
13 Billy Grace	.297	51-41	155	31	46	12	1	6	28	78	.503	23	6	44	2	.405	1	6	1-3	20	1	0	1.000	
12 John Shelby	.291	59-58	213	56	62	18	0	18	56	134	.629	32	3	51	4	.388	2	8	12-18	155	198	11	.970	
17 Ryan Wilkes	.265	57-57	189	34	50	11	0	1	26	64	.339	37	3	41	6	.385	5	10	2-3	73	224	20	.937	
7 Shaun Lehmann	.244	58-49	172	43	42	6	3	8	32	78	.453	28	10	36	2	.377	2	6	7-11	69	7	5	.938	

26 Matt McKinney	.300	29-22	80	18	24	4	0	2	14	34	.425	16	2	17	1	.429	0	1	2-2	16	49	12	.844	
9 Brian Hastings	.276	22-13	58	13	16	6	0	0	14	22	.379	4	1	19	1	.328	1	0	2-2	3	0	0	1.000	
2 Steve Deaton	.235	14-2	17	6	4	1	0	1	1	8	.471	3	1	2	1	.381	0	1	0-0	3	0	1	.750	
19 Justin Scutchfield	.217	31-20	60	10	13	4	0	0	11	17	.283	11	6	21	2	.385	1	11	0-1	120	22	2	.986	
5 Mike Brown	.207	20-5	29	9	6	2	0	0	7	8	.276	1	1	3	0	.250	1	1	1-1	17	22	1	.975	
18 Dan Reale	.000	5-0	3	0	0	0	0	0	1	0	.000	0	1	1	0	.250	0	0	0-0	3	0	0	1.000	
Totals	.299	61	2057	500	615	146	9	99	456	1076	.523	337	80	428	37	.411	34	67	52-74	1625	797	88	.965	
Opponents	.296	61	2164	310	641	73	7	31	285	821	.379	140	63	363	61	.353	22	44	18-27	1561	587	95	.958	


LOB - Team (514), Opp (501). DPs turned - Team (71), Opp (46). CI - Team (3), S. Coughlin 2, J. Scutchfie 1. IBB - Team (9), R. Strieby 5, J. Shelby 1, M. Bertram 1, C. Cowgill 1, S. Coughlin 1, Opp (10). Picked off - C. Cowgill 3, A. DeJesus 2, R. Strieby 1, S. Lehmann 1.

(All games Sorted by Earned run avg)

Player	era	w-l	app	gs	cg	sho	sv	ip	h	r	er	bb	so	2b	3b	hr	b/avg	wp	hp	bks	sfa	sha
37 Greg Dombrowski	2.83	10-2	15	15	3	0/1	0	101.2	113	47	32	11	54	12	1	3	.280	2	10	1	2	9
23 Craig Snipp	3.48	7-5	16	15	3	0/0	0	106.0	125	58	41	25	83	11	1	7	.291	5	12	3	1	7
30 Aaron Tennyson	5.00	4-3	17	15	1	0/1	0	81.0	101	59	45	26	45	13	2	6	.315	10	8	1	4	12

35 Dewayne Oxford	2.35	0-0	16	0	0	0/1	1	23.0	31	9	6	2	12	5	1	1	.337	0	5	0	2	2
28 Brock Baber	3.10	4-0	23	0	0	0/0	4	29.0	36	15	10	6	11	2	0	3	.305	0	3	0	2	3
44 Tommy Warner	3.51	3-1	9	6	1	0/0	0	33.1	35	20	13	6	20	3	0	3	.269	4	4	0	3	2
27 Zach Dials	3.97	1-1	21	2	0	0/0	1	34.0	33	18	15	8	25	4	1	2	.252	7	4	1	2	3
10 Chris Rusin	4.03	5-0	16	5	0	0/0	0	38.0	44	18	17	14	25	8	0	0	.297	1	2	1	1	3
31 Matt Robinson	4.65	6-1	22	2	0	0/1	0	50.1	54	27	26	21	53	6	1	4	.276	4	10	0	3	1
14 Andrew Albers	5.40	3-3	21	1	0	0/0	7	30.0	39	21	18	14	28	8	0	1	.317	3	2	1	1	1
45 Troy Ragle	9.31	1-1	10	0	0	0/0	0	9.2	17	10	10	3	4	1	0	1	.386	0	2	0	0	1
22 Adam Revelette	11.12	0-0	12	0	0	0/0	0	5.2	13	8	7	4	3	0	0	0	.464	1	1	0	1	0
Totals	3.95	44-17	61	61	8	2/2	13	541.2	641	310	238	140	363	73	7	31	.296	37	63	8	22	44
Opponents	7.21	17-44	61	61	3	1/1	11	520.1	615	500	417	337	428	146	9	99	.299	63	80	11	34	67

PB - Team (7), S. Coughlin 6, J. Scutchfie 1, Opp (13). Pickoffs - Team (6), J. Scutchfie 2, A. Tennyson 1, C. Snipp 1, D. Oxford 1, S. Coughlin 1, Opp (7). SBA/ATT - S. Coughlin (11-14), J. Scutchfie (7-10), A. Tennyson (5-10), C. Rusin (2-3), G. Dombrowsk (2-3), D. Oxford (3-3), C. Snipp (2-3), A. Albers (2-3), M. Robinson (1-1), T. Warner (1-1).



2005 Kentucky Baseball
Overall Statistics for Kentucky (as of Jun 03, 2010)
(All games Sorted by Batting avg)



Record: 29-27 Home: 21-10 Away: 4-15 Neutral: 4-2 SEC: 7-22


Player	avg	gp-gs	ab	r	h	2b	3b	hr	rbi	tb	slg%	bb	hp	so	gdp	ob%	sf	sh	sb-att	po	a	e	fld%
7 Shaun Lehmann	.347	54-53	199	57	69	20	1	5	26	106	.533	25	13	28	1	.440	6	4	15-20	71	44	13	.898
12 John Shelby	.344	55-55	224	42	77	10	4	10	52	125	.558	11	2	37	4	.373	4	7	23-29	116	200	21	.938
3 Antone DeJesus	.344	56-50	192	45	66	10	5	3	31	95	.495	23	8	44	0	.425	5	9	10-11	128	5	3	.978
15 Michael Bertram	.327	55-54	196	36	64	9	2	2	37	83	.423	41	6	49	2	.453	2	8	5-8	471	37	10	.981
13 Billy Grace	.299	51-49	174	44	52	11	4	8	44	95	.546	33	10	52	2	.430	4	3	4-5	87	4	3	.968
19 Justin Scutchfield	.296	30-22	71	27	21	11	0	2	9	38	.535	16	8	27	0	.474	0	6	1-2	121	17	2	.986
10 JP Lowen	.286	48-41	147	23	42	10	0	3	23	61	.415	23	2	44	1	.387	1	0	1-1	178	31	3	.986
29 JB Schmidt	.283	52-48	187	34	53	6	0	1	24	62	.332	25	5	15	7	.379	2	5	1-1	48	113	11	.936
17 Ryan Wilkes	.267	48-41	135	23	36	7	1	1	29	48	.356	26	1	35	2	.384	2	6	4-5	64	135	22	.900
4 Collin Cowgill	.200	41-31	100	24	20	5	1	2	19	33	.330	26	4	33	1	.379	2	2	3-6	26	1	1	.964
33 Kevin Caldwell	.200	36-27	90	17	18	2	1	0	15	22	.244	26	3	22	2	.392	1	1	5-5	101	3	3	.972
9 Brian Hastings	.390	17-14	59	12	23	7	0	0	16	30	.508	6	2	12	4	.456	1	0	0-1	3	0	0	1.000
2 Steve Deaton	.238	14-1	21	1	5	0	0	1	5	8	.381	0	0	7	1	.238	0	0	0-0	1	0	0	1.000
16 Russ Smithson	.200	6-0	10	1	2	1	0	0	0	3	.300	0	0	3	0	.200	0	0	0-0	13	0	0	1.000
5 Matt Fritts	.195	26-10	41	6	8	2	0	1	8	13	.317	5	1	11	4	.298	0	3	0-1	2	0	1	.667
8 Jesse Barber	.143	23-8	35	5	5	2	0	0	6	7	.200	8	0	11	0	.295	1	2	0-0	7	14	1	.955
Totals	.298	56	1881	397	561	113	19	39	344	829	.441	294	65	430	31	.405	31	56	72-95	1462	699	109	.952
Opponents	.295	56	1972	367	581	106	14	55	335	880	.446	192	54	288	45	.368	28	32	31-51	1441	507	89	.956

LOB - Team (489), Opp (451). DPs turned - Team (54), Opp (40). CI - Team (2), J. Lowen 1, J. Scutchfie 1. IBB - Team (8), B. Grace 2, M. Bertram 2, A. DeJesus 1, S. Lehmann 1, C. Cowgill 1, J. Shelby 1, Opp (9). Picked off - J. Shelby 3, R. Wilkes 1, A. DeJesus 1, S. Lehmann 1, C. Cowgill 1, K. Caldwell 1, J. Barber 1, J. Lowen 1, B. Grace 1.

(All games Sorted by Earned run avg)

Player	era	w-l	app	gs	cg	sho	sv	ip	h	r	er	bb	so	2b	3b	hr	b/avg	wp	hp	bk	sfa	sha
30 Aaron Tennyson	4.59	6-1	21	9	1	0/0	0	66.2	89	52	34	22	24	16	3	8	.313	2	5	0	3	1
14 Andrew Albers	5.24	4-6	14	14	1	0/1	0	80.2	89	58	47	30	42	13	1	11	.283	2	8	0	5	4
35 Kalen Gibson	6.22	4-3	14	14	0	0/0	0	63.2	81	61	44	37	43	16	1	10	.309	8	6	0	4	3
44 Tommy Warner	3.27	0-0	9	0	0	0/0	0	11.0	12	5	4	4	11	3	0	0	.300	0	1	0	1	0
37 Greg Dombrowski	3.77	2-0	16	1	1	0/0	0	31.0	32	16	13	8	14	8	0	2	.258	1	5	0	0	1
28 Brock Baber	4.30	2-3	27	0	0	0/0	5	46.0	40	29	22	14	26	4	1	6	.229	0	7	1	4	2
21 Scott Green	4.85	2-4	18	7	0	0/0	3	42.2	51	26	23	19	30	7	0	2	.297	2	6	0	1	3
23 Craig Snipp	5.29	4-5	21	1	0	0/1	1	49.1	52	35	29	17	38	7	2	4	.271	0	5	1	3	4
22 Adam Revelette	5.68	1-2	21	0	0	0/0	1	25.1	32	22	16	11	21	6	3	3	.317	5	2	0	3	6
42 Alex Jordan	5.93	2-3	17	7	0	0/0	0	41.0	53	33	27	19	22	14	2	4	.308	3	8	0	2	6
31 Matt Robinson	6.75	2-0	10	2	0	0/0	0	24.0	37	19	18	4	14	9	1	4	.349	1	0	0	0	1
49 Mark Tanner	15.00	0-0	4	1	0	0/0	0	6.0	13	11	10	7	3	3	0	1	.448	1	1	0	2	1
Totals	5.23	29-27	56	56	3	1/1	10	487.1	581	367	283	192	288	106	14	55	.295	25	54	2	28	32
Opponents	6.39	27-29	56	56	1	1/0	11	480.1	561	397	341	294	430	113	19	39	.298	57	65	10	31	56

PB - Team (11), J. Lowen 7, J. Scutchfie 4, Opp (21). Pickoffs - Team (8), A. Albers 2, J. Scutchfie 1, A. Jordan 1, A. Revelette 1, S. Green 1, K. Gibson 1, J. Lowen 1, Opp (11). SBA/ATT - J. Lowen (20-33), J. Scutchfie (11-16), K. Gibson (7-13), A. Tennyson (4-7), A. Jordan (6-7), A. Albers (3-7), C. Snipp (4-5), S. Green (4-5), A. Revelette (1-2), T. Warner (0-2), G. Dombrowski (1-1), M. Robinson (0-1), B. Baber (1-1).



2004 Kentucky Baseball
Overall Statistics for Kentucky (as of Jun 03, 2010)
(All games Sorted by Batting avg)



Record: 24-30 Home: 15-17 Away: 5-13 Neutral: 4-0 SEC: 7-23


Player	avg	gp-gs	ab	r	h	2b	3b	hr	rbi	tb	slg%	bb	hp	so	gdp	ob%	sf	sh	sb-att	po	a	e	fld%
Spencer Graeter	.332	54-54	202	42	67	11	2	4	32	94	.465	35	10	34	4	.448	3	3	1-5	81	150	9	.963
Billy Grace	.331	44-36	136	30	45	11	1	5	34	73	.537	24	6	40	2	.449	1	0	2-3	40	2	2	.955
Caleb Stewart	.329	54-54	219	50	72	20	3	10	37	128	.584	25	11	26	3	.422	1	2	4-6	88	9	4	.960
Mike Breyman	.326	50-50	193	42	63	16	2	9	44	110	.570	20	6	43	3	.403	2	2	1-3	199	8	2	.990
Michael Bertram	.303	48-43	175	36	53	10	1	1	30	68	.389	19	5	32	4	.383	2	8	1-2	353	33	15	.963
Casey Gilvin	.285	53-52	207	39	59	18	0	7	43	98	.473	15	8	37	1	.353	2	9	1-2	76	6	5	.943
John Shelby	.271	45-35	140	33	38	8	2	5	23	65	.464	15	6	46	1	.364	1	4	7-7	84	46	8	.942
Jake Kungl	.239	43-35	142	20	34	6	0	4	26	52	.366	7	3	19	5	.284	3	6	1-1	48	84	6	.957
Zach Archer	.500	4-0	2	0	1	0	0	0	1	1	.500	1	0	0	0	.667	0	0	0-0	1	0	0	1.000
Andrew Levenson	.400	6-2	10	1	4	1	0	1	1	8	.800	1	0	2	0	.455	0	0	0-0	1	0	0	1.000
Jesse Barber	.333	33-21	84	21	28	5	1	2	24	41	.488	15	3	21	2	.422	7	6	1-1	14	52	6	.917
J.B. Schmidt	.264	31-11	53	12	14	2	0	0	6	16	.302	8	2	5	0	.381	0	2	0-0	21	43	4	.941
Steve Deaton	.231	11-1	13	3	3	2	0	0	2	5	.385	2	0	3	0	.333	0	0	0-1	0	0	0	1.000
Aaron Edwards	.212	28-18	66	13	14	8	0	1	12	25	.379	18	0	16	1	.381	0	1	1-1	90	13	2	.981
Justin Scutchfield	.194	48-43	129	20	25	8	0	2	15	39	.302	14	11	43	0	.321	2	7	1-1	256	39	4	.987
Joe Naill	.178	31-31	90	10	16	2	0	1	13	21	.233	19	1	17	3	.324	1	3	0-2	48	107	8	.951
James Rodriguez	.000	1-0	1	0	0	0	0	0	0	0	.000	0	0	0	0	.000	0	0	0-0	2	6	0	1.000
Totals	.288	54	1862	372	536	128	12	52	343	844	.453	238	72	384	29	.385	25	53	21-35	1434	672	89	.959
Opponents	.311	54	1981	386	617	130	6	51	362	912	.460	176	39	370	43	.376	19	28	57-68	1424	502	72	.964

LOB - Team (454), Opp (423). DPs turned - Team (48), Opp (32). IBB - Team (3), C: Gilvin 2, M. Breyman 1, Opp (6). Picked off - S. Graeter 2, J. Kungl 1, C. Stewart 1, M. Bertram 1, S. Deaton 1, J. Scutchfie 1, J. Barber 1, J. Naill 1, C. Gilvin 1.

(All games Sorted by Earned run avg)

Player	era	w-l	app	gs	cq	sho	sv	ip	h	r	er	bb	so	2b	3b	hr	b/avg	wp	hp	bks	sfa	sha
Matt Scott	3.94	5-4	32	1	0	0/2	2	61.2	73	38	27	20	39	15	0	7	.289	4	6	3	2	4
Kalen Gibson	5.06	5-3	15	13	1	0/1	0	74.2	80	51	42	38	61	18	1	8	.268	9	3	0	1	2
Seth Stanley	6.63	6-3	17	15	1	0/0	0	77.1	108	73	57	26	58	21	1	9	.332	4	5	2	2	9
Craig Snipp	7.62	2-8	18	12	0	0/1	0	54.1	87	55	46	20	56	20	2	6	.352	1	6	1	2	2
Jeff Archer	3.86	1-0	7	0	0	0/0	0	14.0	10	8	6	5	11	1	0	1	.196	4	1	0	0	1
Aaron Tennyson	3.91	0-0	24	3	0	0/1	1	48.1	53	25	21	13	28	8	1	1	.291	9	2	0	2	5
Andy Myette	5.05	1-2	19	8	0	0/1	0	41.0	52	30	23	11	25	9	0	7	.317	2	5	0	1	3
James Rodriguez	6.49	3-6	24	2	0	0/1	0	51.1	61	42	37	23	61	15	1	6	.293	6	4	0	6	0
Adam Kunkel	6.82	1-3	22	0	0	0/1	0	33.0	47	31	25	12	16	10	0	2	.331	2	6	0	2	2
Shane Boyd	8.79	0-1	16	0	0	0/1	0	14.1	23	15	14	7	11	6	0	2	.354	0	0	0	0	0
Rob Bland	12.27	0-0	1	0	0	0/0	0	3.2	10	6	5	0	3	3	0	0	.500	1	0	0	0	0
Mark Galvin	22.85	0-0	5	0	0	0/0	0	4.1	13	12	11	1	1	4	0	2	.500	0	1	1	1	0
Totals	5.86	24-30	54	54	2	2/2	3	478.0	617	386	311	176	370	130	6	51	.311	42	39	7	19	28
Opponents	5.78	30-24	54	54	3	0/0	8	474.2	536	372	305	238	384	128	12	52	.288	46	72	6	25	53

PB - Team (12), J. Scutchfie 10, A. Edwards 2, Opp (15). Pickoffs - Team (12), M. Scott 4, A. Tennyson 2, S. Stanley 2, K. Gibson 1, C. Snipp 1, A. Myette 1, J. Rodriguez 1, Opp (9). SBA/ATT - J. Scutchfie (41-51), A. Edwards (16-17), A. Tennyson (13-14), S. Stanley (8-12), C. Snipp (9-9), A. Kunkel (5-6), J. Rodriguez (6-6), K. Gibson (6-6), M. Scott (6-6), S. Boyd (1-3), A. Myette (2-3), J. Archer (1-2), R. Bland (0-1).



2003 Kentucky Baseball
Overall Statistics for Kentucky (as of Jun 03, 2010)
(All games Sorted by Batting avg)



Record: 24-32 Home: 17-14 Away: 3-16 Neutral: 4-2 SEC: 9-20


Player	avg	gp-gs	ab	r	h	2b	3b	hr	rbi	tb	slg%	bb	hp	so	gdp	ob%	sf	sh	sb-att	po	a	e	fld%
Brad Pickrell	.322	50-44	177	25	57	10	0	8	33	91	.514	9	1	35	2	.358	0	6	3-9	45	3	3	.941
Mike Breyman	.315	56-55	203	39	64	11	2	13	42	118	.581	35	4	38	4	.419	4	0	0-3	44	29	8	.983
Caleb Stewart	.306	49-49	173	29	53	10	0	4	25	75	.434	16	2	19	2	.370	1	6	1-1	70	3	1	.986
Caleb Brock	.295	54-50	176	25	52	9	0	0	21	61	.347	7	6	18	6	.340	2	4	5-9	23	37	11	.964
Spencer Graeter	.290	56-56	221	39	64	16	1	4	23	94	.425	21	4	31	6	.362	0	4	3-5	96	193	8	.973
Casey Gilvin	.270	55-51	215	30	58	5	0	3	16	72	.335	16	5	40	3	.331	3	3	4-9	102	2	2	.981
Jake Kungl	.261	55-53	176	27	46	7	0	2	25	59	.335	21	8	20	0	.362	2	6	5-9	97	99	12	.942
Joe Nail	.237	56-56	190	24	45	4	1	0	12	51	.268	14	2	16	6	.296	0	6	13-18	89	188	15	.949
Zack Archer	1.000	7-0	1	2	1	1	0	0	1	2	2.000	0	0	0	0	1.000	0	0	0-0	3	0	0	1.000
Justin Scutchfield	.500	11-1	6	1	3	0	0	0	1	3	.500	1	0	2	0	.571	0	1	0-0	16	1	0	1.000
Steve Deaton	.400	5-0	5	3	2	0	0	0	0	2	.400	1	0	0	1	.500	0	0	0-0	0	0	0	.000
Jesse Barber	.375	8-0	8	1	3	1	0	0	1	4	.500	1	0	0	1	.444	0	0	0-0	3	2	0	1.000
Matt Fritts	.333	5-0	6	2	2	0	0	0	0	2	.333	0	1	1	0	.429	0	0	0-0	2	0	0	1.000
Russ Rutherford	.236	41-29	106	9	25	8	1	2	19	41	.387	9	2	28	3	.300	3	2	1-4	6	22	6	.824
Gordon Tyler	.220	31-28	100	8	22	4	0	1	11	29	.290	7	5	24	2	.301	1	0	1-2	47	1	0	1.000
Aaron Edwards	.200	25-18	60	4	12	2	0	1	11	17	.283	4	1	15	2	.258	1	3	0-0	112	14	0	1.000
J.B. Schmidt	.200	19-0	5	6	1	0	0	0	2	1	.200	2	0	1	1	.429	0	1	1-2	4	4	1	.889
Andrew Levenson	.188	17-7	32	3	6	2	0	0	5	8	.250	2	1	12	3	.250	1	0	0-0	0	0	0	.000
David Waespe	.143	9-0	7	3	1	1	0	0	2	2	.286	1	0	2	0	.250	0	0	0-0	0	6	0	1.000
Michael Bertram	.118	23-6	34	2	4	2	0	0	3	6	.176	0	0	10	1	.118	0	1	0-0	62	8	0	1.000
Eric Shippy	.000	3-0	4	1	0	0	0	0	1	0	.000	0	0	0	0	.000	0	0	0-0	0	0	0	.000
Heath Castle	.000	1-1	3	0	0	0	0	0	0	0	.000	0	0	0	0	.000	0	0	0-0	19	14	0	1.000
Totals	.273	56	1908	283	521	93	5	38	254	738	.387	167	42	312	43	.342	18	43	37-71	1479	704	73	.968
Opponents	.300	56	1968	333	590	121	14	39	304	856	.435	197	42	350	50	.373	18	41	43-60	1475	613	83	.962

LOB - Team (421), Opp (455). DPs turned - Team (60), Opp (50). CI - Team (1), C. Brock 1, Opp (1). IBB - Team (6), M. Breyman 3, G. Tyler 1, C. Gilvin 1, R. Rutherford 1, Opp (7). Picked off - S. Graeter 2, G. Tyler 1, C. Gilvin 1, J. Nail 1, B. Pickrell 1, C. Brock 1, M. Breyman 1.

(All games Sorted by Earned run avg)

Player	era	w-l	app	gs	cg	sho	sv	ip	h	r	er	bb	so	2b	3b	hr	b/avg	wp	hp	bk	sfa	sha
Heath Castle	3.54	6-5	15	14	2	0/0	0	86.1	89	40	34	40	60	17	4	3	.270	9	4	3	2	3
Seth Stanley	4.47	5-6	20	11	0	0/0	2	86.2	101	54	43	23	65	19	2	4	.295	10	4	0	2	12
Scott Wade	5.74	3-7	18	16	2	1/0	0	89.1	128	78	57	20	63	23	5	8	.332	8	4	3	2	6
West Harris	2.57	1-1	5	1	0	0/1	0	7.0	6	3	2	5	6	3	0	0	.207	2	1	0	0	0
Kalen Gibson	3.41	3-3	26	0	0	0/1	3	37.0	34	20	14	17	37	7	0	4	.246	3	1	0	2	5
Matt Scott	4.19	1-1	26	1	0	0/1	1	43.0	50	24	20	11	26	14	1	6	.296	2	2	2	2	2
Jeff Archer	4.50	0-2	16	0	0	0/1	1	18.0	22	10	9	5	13	3	2	3	.289	3	3	1	1	0
James Rodriguez	4.63	2-0	18	1	0	0/0	0	35.0	44	20	18	15	29	13	0	2	.319	2	5	0	3	5
Jimmy Rose	6.23	0-0	13	0	0	0/1	0	17.1	19	12	12	5	7	4	0	1	.288	4	4	0	1	0
Mark Galvin	6.68	2-4	15	9	0	0/1	0	32.1	44	26	24	21	17	4	0	7	.333	2	5	0	2	4
Aaron Tennyson	7.58	0-1	15	2	0	0/1	0	19.0	23	19	16	14	9	8	0	0	.329	3	3	1	1	2
Rob Bland	9.00	1-2	17	1	0	0/0	1	20.0	27	24	20	18	16	6	0	1	.321	1	6	0	0	1
Shane Boyd	13.50	0-0	2	0	0	0/0	0	2.0	3	3	3	3	2	0	0	0	.375	0	0	0	0	1
Totals	4.97	24-32	56	56	4	2/1	8	493.0	590	333	272	197	350	121	14	39	.300	49	42	10	18	41
Opponents	4.12	32-24	56	56	4	4/3	10	491.2	521	283	225	167	312	93	5	38	.273	48	42	11	18	43

PB - Team (17), C. Brock 10, A. Edwards 6, J. Scutchfie 1, Opp (14). Pickoffs - Team (14), H. Castle 5, S. Wade 3, M. Scott 3, R. Bland 1, M. Galvin 1, A. Tennyson 1, Opp (8). SBA/ATT - C. Brock (20-30), A. Edwards (18-21), S. Wade (8-12), H. Castle (3-7), S. Stanley (4-6), M. Scott (4-5), J. Scutchfie (5-5), M. Galvin (2-5), J. Rodriguez (4-5), W. Harris (5-5), J. Rose (3-4), R. Bland (3-3), A. Tennyson (3-3), J. Archer (2-3), K. Gibson (2-2).



2002 Kentucky Baseball
Overall Statistics for Kentucky (as of Jun 03, 2010)
(All games Sorted by Batting avg)



Record: 17-36 Home: 9-20 Away: 7-13 Neutral: 1-3 SEC: 6-24

Player	avg	gp-gs	ab	r	h	2b	3b	hr	rbi	tb	slg%	bb	hp	so	gdp	ob%	sf	sh	sb-att	po	a	e	fld%	
Spencer Graeter	.317	46-43	164	34	52	15	1	2	21	75	.457	28	4	29	3	.429	0	1	7-9	33	77	9	.924	
Caleb Stewart	.305	53-52	187	32	57	5	1	5	27	79	.422	19	4	32	4	.376	3	2	4-7	78	6	5	.944	
Gordon Tyler	.276	46-42	163	21	45	14	0	7	31	80	.491	10	3	36	1	.326	2	0	0-0	149	19	4	.977	
Seth Morris	.265	53-51	200	29	53	6	3	12	42	101	.503	15	1	59	1	.319	0	1	6-10	126	2	4	.970	
Brad Pickrell	.256	48-45	168	32	43	7	2	3	18	63	.375	19	2	25	2	.333	3	6	8-10	55	121	16	.917	
Robert Newton	.255	53-53	188	26	48	7	1	4	29	69	.367	23	10	32	4	.363	2	0	0-0	328	16	7	.980	
Russ Rutherford	.250	48-48	152	26	38	6	1	3	20	55	.362	16	5	39	3	.337	2	1	4-6	46	88	23	.854	
Spencer Preston	.176	44-43	142	17	25	6	1	3	15	42	.296	6	6	30	4	.240	0	2	0-0	307	30	1	.997	

Caleb Brock	.300	10-9	30	4	9	4	0	0	3	13	.433	1	1	3	0	.344	0	1	0-1	47	3	1	.980	
David Waespe	.273	15-2	11	3	3	0	0	0	0	3	.273	0	0	3	0	.273	0	0	0-0	4	20	4	.857	
Matt Fritts	.250	18-5	28	2	7	1	0	0	4	8	.286	1	0	8	1	.276	0	0	2-2	2	14	4	.800	
Mike Ferris	.228	42-30	114	18	26	6	0	4	15	44	.386	22	0	34	2	.350	1	1	1-1	37	3	2	.952	
Brent Stephens	.222	29-5	36	6	8	1	1	0	4	11	.306	5	2	6	0	.333	2	1	1-1	8	0	3	.727	
Emory Davies	.213	30-7	47	4	10	0	1	1	11	15	.319	9	1	14	0	.345	1	0	0-1	53	1	2	.964	
Cory Hahn	.174	28-21	69	10	12	4	0	3	6	25	.362	7	5	16	3	.296	0	1	0-0	34	34	9	.883	
Jesse Barber	.164	27-18	67	10	11	5	0	0	6	16	.239	3	1	10	1	.208	1	1	1-2	33	51	0	1.000	
J.B. Schmidt	.154	16-2	13	0	2	0	0	0	1	2	.154	0	0	3	0	.154	0	0	0-0	5	11	0	1.000	
Chris O'Dell	.000	7-1	10	0	0	0	0	0	0	0	.000	0	0	8	1	.000	0	0	0-0	1	0	0	1.000	
Jon Love	.000	3-1	2	0	0	0	0	0	0	0	.000	0	0	2	0	.000	0	0	0-0	0	0	0	.000	
Totals	.251	53	1791	274	449	87	12	47	253	701	.391	184	45	389	30	.333	17	18	34-50	1369	556	100	.951	
Opponents	.301	53	1888	373	568	126	14	54	343	884	.468	173	37	397	32	.367	22	27	54-67	1384	495	83	.958	


LOB - Team (397), Opp (405). DPs turned - Team (43), Opp (37). IBB - Team (11), R. Newton 3, S. Morris 3, S. Graeter 2, C. Stewart 1, C. Hahn 1, M. Ferris 1, Opp (5). Picked off - S. Graeter 3, C. Stewart 3, R. Rutherford 2, B. Pickrell 2, G. Tyler 1, C. Brock 1, E. Davies 1, D. Waespe 1, B. Stephens 1, M. Ferris 1, S. Morris 1, R. Newton 1.

(All games Sorted by Earned run avg)

Player	era	w-l	app	gs	cg	sho	sv	ip	h	r	er	bb	so	2b	3b	hr	b/avg	wp	hp	bk	sfa	sha
Joseph Blanton	4.59	5-7	14	14	3	0/0	0	100.0	98	54	51	37	133	19	4	11	.253	5	1	1	1	3
Cory Hahn	4.83	3-8	18	9	1	0/0	1	69.0	82	43	37	21	51	18	0	6	.298	8	4	1	4	6
Rob Corrado	6.71	1-4	18	8	1	1/0	0	57.2	76	65	43	27	51	19	3	11	.305	2	6	2	3	4
Scott Wade	6.72	3-9	18	11	0	0/0	0	72.1	99	76	54	16	60	21	4	13	.315	3	6	1	3	1

Bryan Feikel	4.46	2-3	20	0	0	0/0	0	40.1	43	28	20	17	31	7	1	3	.272	4	4	2	3	5
Mark Galvin	5.25	0-2	22	2	0	0/0	1	36.0	46	23	21	17	19	8	0	3	.311	3	4	1	2	2
Craig Snipp	5.97	3-3	13	6	0	0/0	1	37.2	54	36	25	14	26	15	0	2	.340	0	7	1	4	6
Jeff Archer	6.91	0-0	10	0	0	0/0	0	14.1	18	12	11	7	7	5	0	0	.295	4	2	0	1	0
James Rodriguez	8.78	0-0	8	2	0	0/0	0	13.1	22	13	13	3	8	5	2	1	.349	4	1	0	1	0
Jarrod Reynolds	10.32	0-0	7	1	0	0/0	0	11.1	16	13	13	10	8	5	0	2	.333	5	1	0	0	0
Adam Kunkel	10.38	0-0	5	0	0	0/0	0	4.1	11	5	5	1	3	3	0	1	.500	0	1	0	0	0
Seth Morris	99.00	0-0	1	0	0	0/0	0	0.0	3	3	3	0	0	1	0	1	1.000	1	0	0	0	0
Shane Boyd	99.00	0-0	1	0	0	0/0	0	0.0	0	2	2	3	0	0	0	0	0	1	0	0	0	0
Totals	5.88	17-36	53	53	5	1/0	3	456.1	568	373	298	173	397	126	14	54	.301	40	37	9	22	27
Opponents	4.47	36-17	53	53	5	2/1	11	461.1	449	274	229	184	389	87	12	47	.251	37	45	7	17	18

PB - Team (21), S. Preston 14, E. Davies 5, B. Pickrell 1, C. Brock 1, Opp (8). Pickoffs - Team (8), S. Wade 3, J. Blanton 2, B. Feikel 1, C. Snipp 1, M. Galvin 1, Opp (17). SBA/ATT - S. Preston (40-50), S. Wade (12-14), E. Davies (11-11), J. Blanton (6-10), R. Corrado (7-9), B. Feikel (8-8), C. Snipp (8-8), C. Hahn (6-8), M. Galvin (5-7), C. Brock (3-5), J. Reynolds (2-3).



2001 Wildcats Statistics

Record: 22-34 • Home: 14-12 • Away: 6-19 • Neutral: 2-3

(All games sorted by batting average)

Player	AVG	GP-GS	AB	R	H	2B	3B	HR	RBI	TB	SLG%	BB	HBP	SO	GDP	OB%	SF	SH	SB-ATT	PO	A	E	FLD%
20 Gordon Tyler	.343	45-44	166	26	57	12	1	4	29	83	.500	12	4	26	1	.392	4	1	3-4	336	20	5	.986
4 Brad Pickrell	.326	47-31	132	20	43	12	0	2	18	61	.462	7	2	19	0	.366	1	2	4-7	64	75	11	.927
10 Spencer Preston	.312	54-51	202	36	63	12	0	8	36	99	.490	10	3	19	6	.352	1	0	1-1	80	4	0	1.000
5 Vincc Harrison	.304	55-55	217	45	66	15	1	10	39	113	.521	31	3	28	5	.392	4	1	10-12	115	184	12	.961
7 Beau Moore	.298	54-53	215	38	64	9	3	5	26	94	.437	20	2	28	3	.363	0	4	19-25	129	1	4	.970
3 Speecef Graeter	.291	52-46	172	26	50	12	0	4	22	74	.430	19	1	29	1	.363	1	1	7-13	60	112	10	.945
18 Brent Stephens	.290	33-6	31	6	9	2	0	1	5	14	.452	2	1	8	0	.353	0	2	0-0	16	0	1	.941
9 Morgan Embry	.287	39-21	94	13	27	5	0	3	15	41	.436	10	1	25	1	.358	1	0	2-2	80	6	3	.966
12 Caleb Brock	.281	51-49	196	21	55	9	1	3	30	75	.383	10	3	28	5	.322	2	2	8-13	252	49	4	.987
24 Jeff Tolpelt	.275	41-26	102	16	28	8	0	3	11	45	.441	8	1	24	3	.327	2	0	1-1	67	4	4	.947
11 Seth Morris	.255	56-54	220	47	56	11	0	14	34	109	.495	14	4	54	7	.310	1	1	3-5	108	16	2	.983
35 Cory Hahn	.247	30-24	85	11	21	0	1	3	14	32	.376	4	1	11	2	.289	0	2	1-2	89	37	6	.955
6 Austin Madison	.244	28-24	78	9	19	5	0	0	7	24	.308	2	3	14	2	.289	0	3	1-2	41	35	12	.864
14 Taylor McInnis	.200	30-12	45	15	9	0	0	2	8	15	.333	5	0	9	3	.280	0	0	0-0	20	2	0	1.000
41 Matt Fitts	.200	7-0	5	2	1	1	0	0	1	2	.400	2	1	1	0	.500	0	0	1-1	0	2	0	1.000
26 Jon Love	.196	29-9	46	1	9	3	0	0	2	12	.261	8	0	8	0	.315	0	0	0-0	6	0	0	1.000
33 Jon Hooker	.000	1-0	1	0	0	0	0	0	0	0	.000	0	0	0	0	.000	0	0	0-0	2	11	1	.929
30 Lance McKinster	.000	1-0	1	0	0	0	0	0	0	0	.000	0	0	0	0	.000	0	0	0-0	0	0	0	1.000
Totals	.287	56-56	2008	332	577	116	7	62	297	893	.445	164	30	331	39	.300	0	0	61-88	1484	609	80	.963
Opponents	.290	56-56	1973	371	572	96	10	65	343	883	.448	231	42	383	59	.373	21	28	33-51	1496	625	100	.955

LOB - Team (410), Opp (441). DPs turned - Team (63), Opp (47). Cl - Team (1). Embry 1. HBP - Team (7), Tyler 2, Preston 1, Graeter 1, Brock 1, Morris 1, Hahn 1, Opp (3). Picked off - Tyler 3, Harrison 2, Stephens 1, Madison 1, Morris 1, Graeter 1, Preston 1.


(All games sorted by earned run average)

Player	ERA	W-L	APP	GS	CG	SHO/CBO	SV	IP	H	R	ER	BB	SO	2B	3B	HR	AB	B/AVG	WP	HBP	BK	SEA	SFA
19 Jarrod Reynolds	2.25	0-0	4	0	0	0/0	0	4.0	3	1	1	3	2	1	0	1	13	.231	0	0	0	0	0
11 Seth Morris	2.45	0-0	9	0	0	0/0	0	11.0	10	4	3	4	5	1	0	1	45	.222	1	2	1	0	0
33 Jon Hooker	3.23	0-3	22	0	0	0/0	5	39.0	38	18	14	20	48	9	0	3	145	.262	10	2	0	2	6
44 Scott Wade	3.84	4-9	16	15	4	1/0	0	103.0	117	61	44	25	52	20	3	16	407	.287	7	3	1	2	4
16 Mark Galvin	5.29	1-0	14	1	0	0/0	0	32.1	40	22	19	7	18	7	0	6	134	.299	5	1	0	1	1
22 Joseph Blanton	5.52	3-5	22	6	1	0/0	2	58.2	64	47	36	37	54	10	4	10	238	.269	10	3	2	0	3
35 Cory Hahn	5.58	4-5	19	8	0	0/0	0	61.1	72	45	38	29	60	8	0	9	238	.303	5	3	1	3	5
17 Mark Michael	5.60	2-3	18	6	0	0/0	1	62.2	72	54	39	32	44	7	0	8	250	.288	4	13	2	7	2
27 Bryan Felkel	6.15	3-2	18	5	0	0/0	0	41.0	46	33	28	25	32	8	0	3	156	.295	9	8	14	4	4
21 Joel Gooch	7.45	0-0	9	0	0	0/0	0	9.2	11	11	8	15	16	4	0	1	43	.256	7	0	1	0	0
42 Rob Corrado	8.15	5-7	19	15	0	0/0	0	67.1	95	70	61	28	49	21	3	6	287	.331	0	7	3	1	3
45 Shane Boyd	9.64	0-0	4	0	0	0/0	0	4.2	4	5	5	6	3	0	0	1	17	.235	1	1	0	0	0
Totals	5.26	33-34	56	56	5	1/0	8	494.2	572	371	289	231	383	96	10	65	1973	.290	59	42	14	21	28
Opponents	4.87	34-22	56	56	7	4/2	12	498.2	577	332	270	164	331	116	7	62	2008	.287	43	30	5	17	19

PB - Team (28); Brock 20, Embry 4, Preston 4, Opp (10). Pickoffs - Team (11), Michael 5, Corrado 3, Galvin 2, Hahn 1, Opp (8). SBA/ATT - Brock (22-34), Michael (8-12), Blanton (6-8), Wade (2-7), Preston (6-7), Corrado (5-7), Hahn (4-6), Embry (5-5), Galvin (3-3), Felkel (1-3), Hooker (2-3), Gooch (1-1), Morris (1-1).

2001 Season Results

Date	Opponent	Result	Score	r h e/r h e	Inns:Overall	SEC	POR	Att.	Date	Opponent	Result	Score	r h e/r h e	Inns:Overall	SEC	POR	Att.		
Feb 9	at Furman	L	3-4	3 4 2/4 1 3 5	(11) 0-1-0	0-0-0	Hooker (L 0-1)	320	Mar 7	EASTERN KY	W	12-1	12 12 0/1 8 1	9	6-7-0	0-0-0	Corrado (W 3-0)	311	
Feb 10	at Wofford	W	15-11	15 14 2/11 13 3	9	1-1-0	0-0-0	Hahn (W 1-0)	370	Mar 9	at Ole Miss	W	6-0	6 9 0/0 3 2	9	7-7-0	1-0-0	Wade (W 2-2)	1427
Feb 11	at Furman	L	2-9	2 6 4/9 10 1	9	1-2-0	0-0-0	Michael (L 0-1)	430	Mar 10	at Ole Miss	L	3-5	3 11 2/5 7 1	9	7-8-0	1-1-0	Blanton (L 0-2)	1628
Feb 16	vs Appalachian State	W	8-3	8 10 0/3 8 0	9	2-2-0	0-0-0	Corrado (W 1-0)	220	Mar 11	at Ole Miss	W	7-6	7 11 1/6 11 0	9	8-8-0	2-1-0	Michael (W 2-2)	1398
Feb 16	at Winthrop	L	0-3	0 6 2/3 2 2	9	2-3-0	0-0-0	Wade (L 0-1)	245	Mar 13	TENN.-MARTIN	W	11-3	11 16 0/3 10 2	9	9-8-0	2-1-0	Hahn (W 2-1)	90
Feb 17	at Winthrop	L	7-10	7 8 1/6 13 0	9	2-3-0	0-0-0	Hahn (L 1-1)	170	Mar 14	TENN.-MARTIN	W	8-1	8 12 0/3 7 1	9	10-8-0	2-1-0	Corrado (W 4-0)	95
Feb 18	vs Appalachian State	L	4-6	4 8 1/6 13 0	9	2-5-0	0-0-0	Wade (L 2-3)	223	Mar 16	ALABAMA	L	1-3	1 4 3/3 12 2	9	10-9-0	2-2-0	Wade (L 2-3)	75
Feb 24	vs Brigham Young	L	2-4	2 5 1/4 5 1	9	2-6-0	0-0-0	Hahn (L 0-2)	55	Mar 17	ALABAMA	L	1-15	1 11 2/15 15 1	9	10-10-0	2-3-0	Blanton (L 0-3)	115
Feb 24	vs Washington	L	2-3	2 6 0/3 4 3	9	2-7-0	0-0-0	Blanton (L 0-1)	112	Mar 18	ALABAMA	L	7-26	7 9 3/26 22 3	9	10-11-0	2-4-0	Corrado (L 4-1)	250
Feb 25	vs Illinois	W	6-2	6 12 1/2 8 5	9	3-7-0	0-0-0	Corrado (W 2-0)	150	Mar 21	at Austin Peay	W	5-2	5 12 3/2 6 0	9	11-11-0	2-4-0	Blanton (W 1-3)	183
Mar 2	KENT STATE	W	4-2	4 6 0/2 5 1	9	4-7-0	0-0-0	Wade (W 1-2)	70	Mar 23	TENNESSEE	L	3-5	3 8 2/5 11 2	9	11-12-0	2-5-0	Wade (L 2-4)	621
Mar 3	KENT STATE	W	10-7	10 14 2/7 10 1	9	5-7-0	0-0-0	Michael (W 1-2)	394	Mar 24	TENNESSEE	L	5-10	5 7 3/10 10 1	9	11-13-0	2-6-0	Corrado (L 4-2)	590



2000 Wildcats Statistics

Player	AVG	OB	GS	AB	R	H	2B	3B	HR	RBI	TB	SLG%	BB	HBP	SO	GDP	OB%	SF	SH	SB	ATT	PO	A	E	FLD%
29 Andy Green	.368	.59	59	242	66	89	18	3	11	45	146	.603	30	4	19	4	.441	3	4	27	33	123	171	6	.980
11 John Wilson	.352	.59	59	213	62	75	14	3	18	65	149	.700	41	10	20	3	.470	4	0	18	19	350	45	4	.990
3 Aaron McClone	.345	.59	59	232	54	80	15	0	8	51	119	.513	39	1	19	7	.498	2	0	6	8	143	10	5	.968
5 Vince Harrison	.326	.59	57	218	40	71	7	2	7	36	103	.472	18	4	29	4	.370	3	4	10	16	49	104	16	.905
16 Jeff Meade	.313	.59	58	211	40	66	11	2	2	38	87	.412	13	8	47	2	.383	3	4	10	16	49	104	16	.905
7 Beau Moore	.280	.55	46	207	39	58	12	2	5	27	89	.428	19	0	26	1	.350	3	2	3	5	416	52	8	.982
14 Seth Morris	.275	.54	45	167	29	46	17	0	3	30	72	.431	13	2	59	1	.332	2	2	6	8	84	7	6	.938
15 Robert Newton	.271	.57	54	210	33	57	9	1	7	39	89	.424	23	5	32	3	.353	3	2	3	5	416	52	8	.982
21 Breck Price	.261	.45	36	138	17	36	8	0	5	14	59	.428	19	0	26	1	.350	0	1	0	0	22	4	0	1.000
20 Gordon Tyler	.300	.30	14	60	10	18	4	1	0	7	24	.400	5	1	8	1	.364	0	1	0	0	22	4	0	1.000
4 Brad Pickrell	.273	.19	0	11	7	3	1	0	0	5	4	.364	1	0	5	0	.308	1	0	1	2	4	1	3	.667
6 Austin Madison	.232	.26	15	56	7	13	0	0	1	6	16	.286	4	0	15	1	.283	0	0	3	4	1	3	2	.667
25 Dax O'Daniel	.231	.29	10	52	10	12	3	0	0	8	15	.288	7	0	19	1	.302	4	0	0	0	4	0	0	1.000
9 Jason Wolfe	.210	.23	17	62	10	13	5	0	1	12	21	.339	7	2	14	2	.301	2	0	0	0	4	0	0	1.000
23 Taylor McInnis	.111	.30	2	18	0	2	0	0	0	0	2	.111	1	1	7	1	.200	0	1	0	0	117	9	1	.992
27 Drew Owen	.000	.8	0	5	1	0	0	0	0	0	0	.000	1	0	2	1	.167	0	0	0	0	12	1	0	1.000
10 K. Shanklin	.000	.2	0	1	0	0	0	0	0	0	0	.000	1	0	1	0	.000	0	0	1	0	0	0	0	.000
30 Lance McKinster	.000	.1	0	0	0	0	0	0	0	0	0	.000	0	0	1	0	.000	0	0	0	0	0	0	0	.000
12 Josh Paxton	.000	.1	0	0	0	0	0	0	0	0	0	.000	0	0	0	0	.000	0	0	0	0	0	0	0	.000
Totals	.304	.59	59	2103	427	639	124	14	68	383	995	.473	232	40	353	35	.379	28	21	97	124	1576	639	91	.961
Opponents	.283	.59	59	2076	330	587	109	14	54	285	886	.427	190	69	448	46	.359	23	20	33	58	1547	663	100	.957


LOB - Team (450), Opp (472). DPs turned - Team (53), Opp (44). IBB - Team (14), J. Wilson 7, B. Price 3, R. Newton 2, A. McClone 1, A. Green 1, Opp (3). Picked off - A. Green 4, V. Harrison 2, A. Madison 2, R. Newton 1, G. Tyler 1, S. Morris 1, B. Moore 1, J. Meade 1, J. Wilson 1.
 (All games Sorted by Earned run avg)

Player	ERA	W	L	APP	GS	CG	SHO	CBO	SV	IP	H	R	ER	BB	SO	2B	3B	HR	AB	B/Avg	WP	HBP	BK	SFA	SHA
44 Scott Wade	4.00	7	7	18	18	2	0	1	0	92.1	117	55	41	15	52	19	6	7	383	.305	2	10	2	3	3
12 Josh Paxton	4.09	4	2	27	1	0	0	3	1	44.0	47	22	20	14	25	11	0	1	175	.269	3	6	0	3	3
17 Mark Michael	4.10	5	2	22	7	0	0	2	2	63.2	65	34	29	19	53	13	1	5	249	.261	1	10	0	0	6
41 Brandon Webb	4.53	7	3	18	16	3	0	0	0	112.2	123	68	57	41	123	19	3	14	440	.280	13	20	0	4	4
33 Jon Hooker	4.63	2	1	28	0	0	0	0	3	4	35.0	30	20	18	12	4	7	0	4	129	.253	7	8	1	0
22 Joseph Blanton	5.54	5	0	19	1	0	0	1	2	50.1	56	42	31	27	44	10	2	6	199	.281	10	2	0	3	1
42 Rob Corrado	5.58	5	3	15	14	0	0	2	4	30.1	34	26	22	16	31	5	0	6	118	.288	3	2	0	3	3
21 Breck Price	6.53	2	2	25	1	0	0	2	3	10.0	6	3	3	5	8	1	0	0	31	.194	1	3	0	1	0
31 Aaron Wilson	2.70	1	0	5	1	0	0	3	0	6.0	11	5	3	2	5	3	0	0	30	.367	0	0	0	0	0
13 Joey King	4.50	0	0	6	0	0	0	2	0	3.2	4	2	2	3	3	0	0	1	16	.250	3	0	0	0	0
6 Austin Madison	4.91	0	0	4	0	0	0	1	0	2.1	5	2	2	1	1	2	0	0	10	.500	0	0	0	1	0
8 Nick Zielke	7.71	0	0	3	0	0	0	1	0	5.2	5	5	5	12	3	2	0	1	19	.263	0	0	0	1	0
19 Jarrad Reynolds	7.94	0	0	5	0	0	0	0	0	5.2	5	5	5	12	3	2	0	1	19	.263	0	0	0	1	0
Totals	4.73	38	20	59	59	5	5	5	13	525.1	587	330	276	190	448	109	14	54	2076	.283	45	69	3	23	20
Opponents	6.13	20	38	59	59	3	2	1	11	515.2	639	427	351	232	353	124	14	68	2103	.304	67	40	9	28	21

PB - Team (14), J. Wilson 9, J. Wolfe 4, D. Owen 1, Opp (13). Pickoffs - Team (8) B. Webb 3, R. Corrado 2, J. Blanton 1, N. Zielke 1, J. Paxton 1, Opp (11). SBA.ATT - J. Wilson (23-42), B. Webb (12-21), J. Wolfe (10-13), B. Price (7-8), S. Wade (2-6), M. Michael (2-4), J. Hooker (2-4), J. Blanton (2-4), R. Corrado (0-4), J. Paxton (3-3), A. Wilson (2-2), N. Zielke (1-2).

2000 Results

Date	Opponent	Result	Score	Record	SEC	Attendance
Feb. 11, 2000	at Charleston Southern	W	6-3	1-0-0	0-0-0	586
Feb. 12, 2000	at Charleston Southern	W	13-2	2-0-0	0-0-0	471
Feb. 13, 2000	vs. Howard	W	4-3	3-0-0	0-0-0	77
Feb. 13, 2000	vs. Howard	W	11-0	4-0-0	0-0-0	77
Feb. 18, 2000	at Jacksonville	W	10-2	5-0-0	0-0-0	246
Feb. 19, 2000	at Jacksonville	W	6-3	6-0-0	0-0-0	360
Feb. 20, 2000	vs. Navy	W	11-2	7-0-0	0-0-0	341
Feb. 25, 2000	at Alabama-Birmingham	W	4-3	8-0-0	0-0-0	275
Feb. 26, 2000	vs. Eastern Illinois	W	5-2	9-0-0	0-0-0	150
Feb. 27, 2000	at Belmont	W	6-4	10-0-0	0-0-0	222
March 03, 2000	DAYTON	W	9-6	11-0-0	0-0-0	491
March 04, 2000	DAYTON	W	9-3	12-0-0	0-0-0	812
March 05, 2000	DAYTON	W	11-0	13-0-0	0-0-0	1293
March 07, 2000	MIAMI (OHIO)	W	9-3	14-0-0	0-0-0	637
March 08, 2000	YALE	W	17-0	15-0-0	0-0-0	575
March 11, 2000	at Alabama	L	4-5	15-1-0	0-1-0	6176
March 11, 2000	at Alabama	L	5-6	15-2-0	0-2-0	6142
March 12, 2000	at Alabama	W	11-10	16-2-0	1-2-0	6162
March 14, 2000	LINCOLN MEMORIAL	W	10-4	17-2-0	1-2-0	371
March 15, 2000	at Eastern Kentucky	W	13-5	18-2-0	1-2-0	375
March 17, 2000	MISSISSIPPI STATE	L	6-9	18-3-0	1-3-0	283
March 18, 2000	MISSISSIPPI STATE	L	6-7	18-4-0	1-4-0	412
March 21, 2000	LEE UNIVERSITY	W	7-6	19-4-0	2-5-0	286
March 24, 2000	at Tennessee	W	7-5	20-4-0	3-5-0	1204
March 25, 2000	at Tennessee	W	7-6	21-4-0	4-5-0	1281
March 26, 2000	at Tennessee	L	3-12	21-5-0	4-6-0	1348
March 29, 2000	XAVIER	W	15-5	22-5-0	4-6-0	307
March 31, 2000	OLE MISS	W	6-5	23-5-0	5-6-0	607
April 01, 2000	OLE MISS	L	5-8	23-6-0	5-7-0	1046
April 02, 2000	OLE MISS	W	3-0	24-6-0	6-7-0	618
April 05, 2000	TENNESSEE TECH	W	6-0	25-6-0	7-7-0	427
April 07, 2000	FLORIDA	L	2-7	25-7-0	5-7-0	891
April 08, 2000	FLORIDA	L	0-18	25-8-0	5-8-0	315
April 09, 2000	FLORIDA	T	6-6	25-8-1	5-8-1	559
April 12, 2000	LOUISVILLE	W	10-3	26-8-1	5-8-1	815
April 14, 2000	at Georgia	L	3-5	26-9-1	5-9-1	512
April 15, 2000	at Georgia	W	7-1	27-9-1	6-9-1	1154
April 16, 2000	at Georgia	W	5-4	28-9-1	7-9-1	2122
April 18, 2000	CINCINNATI	W	12-2	29-9-1	7-9-1	505
April 19, 2000	at Western Kentucky	L	4-8	29-10-1	7-9-1	483
April 22, 2000	SOUTH CAROLINA	L	5-15	29-11-1	7-10-1	919
April 22, 2000	SOUTH CAROLINA	L	10-11	29-12-1	7-11-1	1011
April 23, 2000	SOUTH CAROLINA	L	6-18	29-13-1	7-12-1	975
April 25, 2000	at Louisville	W	13-7	30-13-1	7-12-1	1862
April 28, 2000	at Arkansas	W	7-6	31-13-1	8-12-1	1817



1999 Wildcats Statistics

Player	AVG	GP	GS	AB	R	H	2B	3B	HR	RBI	TB	SLG%	BB	HBP	SO	GDP	OB%	SF	SH	SB	ATT	PO	A	E	FID%
12 Josh Paxton	1.000	1	0	1	0	1	0	0	0	0	1	1.000	0	0	0	0	1.000	0	0	0	1	4	0	1.000	
11 John Wilson	.360	56	56	225	59	81	16	2	23	56	170	.756	27	9	33	2	.447	1	0	4	8	435	65	11	.978
15 Robert Newton	.356	39	38	146	24	52	8	0	4	25	72	.493	21	1	31	3	.438	1	2	1	5	94	4	1	.990
3 Aaron McGlone	.307	55	55	218	48	67	9	2	16	52	128	.587	41	1	56	2	.416	2	0	1	3	304	28	3	.991
21 Breck Price	.303	55	54	208	36	63	10	1	13	33	114	.548	34	2	49	9	.462	2	0	7	11	75	6	3	.964
7 Beau Moore	.300	56	47	190	46	57	12	0	7	27	90	.474	25	2	37	2	.387	0	4	24	28	97	2	3	.971
8 Kyle Hooker	.283	21	16	60	6	17	2	0	0	9	19	.317	4	1	22	1	.333	1	1	4	5	6	34	7	.851
5 Vince Harrison	.283	44	41	166	27	47	9	1	7	31	79	.476	9	1	33	5	.322	1	3	2	3	66	113	13	.932
29 Andy Green	.270	57	56	244	45	66	12	0	1	22	81	.332	14	6	38	2	.323	2	6	21	25	103	164	22	.924
20 Will Crumbaugh	.266	46	36	139	14	37	4	1	3	13	52	.374	13	3	29	4	.342	0	3	3	5	34	30	8	.889
14 Jason Wolfe	.250	40	29	112	11	28	6	0	5	20	49	.438	8	4	34	1	.320	1	1	1	2	117	14	3	.978
17 Taylor McInnis	.238	40	24	101	13	24	2	0	0	7	26	.257	6	3	29	0	.297	1	0	3	3	51	2	1	.981
16 Jeff Meade	.219	36	20	73	7	16	0	0	1	7	19	.260	5	2	27	2	.277	3	4	3	6	41	66	4	.964
6 Austin Madison	.192	12	6	26	2	5	1	0	0	2	6	.231	0	0	3	0	.192	0	0	0	0	11	11	4	.846
9 Nate Linder	.164	30	21	73	7	12	3	0	2	9	21	.288	10	0	19	0	.262	1	6	2	3	19	38	14	.803
24 Jason Grafham	.154	12	3	13	3	2	1	0	1	2	6	.462	7	0	7	0	.450	0	0	0	0	5	0	0	1.000
35 Micah Blois	.143	8	7	21	2	3	1	0	1	1	7	.333	3	0	5	0	.250	0	0	1	2	48	0	2	.960
10 Pete Rasmussen	.100	4	4	10	2	1	0	0	0	0	1	.100	0	0	5	0	.100	0	0	0	0	1	0	0	1.000
46 Lee Wesley	.000	4	0	3	0	0	0	0	0	0	0	.000	1	0	3	0	.250	0	0	0	0	0	0	0	.000
25 Jason Chaney	.000	1	0	1	0	0	0	0	0	0	0	.000	0	0	1	0	.000	0	0	0	0	1	8	0	1.000
Totals	.285	57	57	2030	352	579	96	7	84	316	941	.464	228	35	441	33	.365	16	30	77	109	1530	632	113	.950
Opponents	.286	57	57	2055	401	588	115	9	64	345	913	.444	265	51	491	50	.379	15	28	85	121	1536	611	100	.955

LOB - Team (453), Opp (487). DPs turned - Team (57), Opp (43). TPs turned - Team (0), Opp (1). CI - Team (1), J. Wolfe 1, Opp (2). IBB - Team (8), J. Wilson 3, A. McGlone 2, B. Price 2, B. Moore 1, Opp (6). Picked off - J. Meade 1, V. Harrison 1, R. Newton 1, A. McGlone 1, A. Green 1, B. Moore 1, J. Wilson 1.
 (All games Sorted by Earned run avg)

Player	ERA	W	L	APP	GS	CG	SHO	CBO	SV	IP	H	R	ER	BB	SO	2B	3B	HR	AB	B/Avg	WP	HBP	BK	SFA	SHA
37 Omar Henry	2.95	0	1	13	1	0	0	0	1	18.1	18	11	6	10	12	2	0	2	69	.261	2	2	0	0	0
21 Breck Price	3.96	2	2	17	0	0	0	0	3	25.0	29	15	11	10	32	10	1	1	104	.279	4	4	1	0	0
44 Nathan Kent	4.79	5	7	18	18	7	1	0	0	126.0	139	88	67	42	116	26	0	10	513	.271	21	9	1	2	5
12 Josh Paxton	5.02	6	2	26	0	0	0	0	0	37.2	39	25	21	25	31	10	0	3	140	.279	5	5	0	3	2
25 Jason Chaney	5.10	2	2	24	0	0	0	0	0	42.1	47	33	24	36	44	9	0	4	174	.270	10	0	1	2	7
33 Jon Hogler	5.31	1	0	11	1	0	0	0	1	20.1	27	15	12	8	18	4	0	3	83	.325	3	1	0	2	0
42 Ben Shaffar	5.87	5	5	17	14	1	0	0	0	87.1	78	63	57	55	108	17	3	12	331	.236	29	11	1	3	3
31 Aaron Wilson	6.00	1	2	6	5	0	0	0	0	24.0	36	21	16	12	18	7	0	4	100	.360	5	1	0	2	2
41 Brandon Webb	6.14	3	8	16	16	3	0	0	0	92.1	115	80	63	41	90	19	4	12	383	.300	11	9	0	1	8
6 Austin Madison	7.36	0	1	7	0	0	0	0	0	11.0	9	9	5	3	3	0	3	38	.237	2	1	0	0	0	
34 Patrick Mahan	8.25	0	0	4	1	0	0	0	0	12.0	17	12	11	7	6	3	0	4	49	.347	3	5	0	0	0
3 Aaron McGlone	9.00	0	0	1	0	0	0	0	0	1.0	1	2	1	3	2	1	0	0	5	.200	2	0	0	0	0
19 Jarrrod Reynolds	13.50	0	0	3	0	0	0	0	0	3.1	7	5	5	1	0	0	1	15	.467	2	1	0	0	1	
13 Joey King	13.50	0	0	2	0	0	0	0	0	2.0	4	3	3	1	2	0	1	0	9	.444	0	1	0	0	0
28 Clint Kelley	20.86	0	2	5	1	0	0	0	0	7.1	22	19	17	5	8	4	0	5	42	.524	6	1	1	0	0
Totals	5.70	25	32	57	57	11	1	0	6	510.0	588	401	323	265	491	115	9	64	2055	.286	105	51	5	15	28
Opponents	5.17	32	25	57	57	4	1	0	10	512.0	579	352	294	228	441	96	7	84	2050	.285	48	35	6	16	30

PB - Team (23), J. Wolfe 12, J. Wilson 11, Opp (11). Pickoffs - Team (3), J. Paxton 2, B. Webb 1, Opp (5). SB/ATT - J. Wilson (65-90), N. Kent (27-34), B. Webb (17-28), J. Wolfe (20-27), B. Shaffar (14-17), J. Chaney (10-10), O. Henry (6-9), J. Paxton (5-8), A. Wilson (1-5), J. Hooker (3-4), A. Madison (0-2), B. Price (1-2), C. Kelley (1-2).

1999 Results

Date	Opponent	Result	Score	Record	SEC	Attendance	April 07, 1999	at Ohio University	W	12-6	12-17-0	4-8-0	547
Feb. 12, 1999	at Florida Atlantic	L	2-18	0-1-0	0-0-0	687	April 09, 1999	at Arkansas	L	2-15	12-18-0	4-9-0	3542
Feb. 13, 1999	at Florida Atlantic	L	10-11	0-2-0	0-0-0	344	April 10, 1999	at Arkansas	L	1-10	12-19-0	4-10-0	4193
Feb. 14, 1999	at Florida Atlantic	L	6-19	0-3-0	0-0-0	328	April 11, 1999	at Arkansas	L	5-9	12-20-0	4-11-0	3159
Feb. 19, 1999	at The Citadel	L	1-4	0-4-0	0-0-0	912	April 13, 1999	LOUISVILLE	L	8-10	12-21-0	4-11-0	472
Feb. 20, 1999	vs. Old Dominion	L	3-6	0-5-0	0-0-0	251	April 14, 1999	BELMONT	W	7-6	13-21-0	4-11-0	337
Feb. 21, 1999	vs. Richmond	W	2-1	1-5-0	0-0-0	263	April 16, 1999	at Florida	W	5-0	14-21-0	5-11-0	1125
Feb. 26, 1999	vs. Ohio State	L	6-9	1-6-0	0-0-0	317	April 17, 1999	at Florida	W	9-2	15-21-0	6-11-0	1875
Feb. 27, 1999	vs. Minnesota	W	12-8	2-6-0	0-0-0	227	April 18, 1999	at Florida	L	3-10	15-22-0	6-12-0	1591
Feb. 28, 1999	vs. Troy State	W	9-8	3-6-0	0-0-0	250	April 20, 1999	at Cincinnati	L	5-7	15-23-0	6-12-0	120
March 06, 1999	ILLINOIS	L	7-15	3-7-0	0-0-0	253	April 21, 1999	MOREHEAD STATE	W	10-3	16-23-0	6-12-0	374
March 07, 1999	INDIANA	L	2-7	3-8-0	0-0-0	220	April 23, 1999	TENNESSEE	W	15-12	17-23-0	7-12-0	775
March 12, 1999	VANDERBILT	L	2-3	3-9-0	0-1-0	111	April 24, 1999	TENNESSEE	L	4-8	17-24-0	7-13-0	472
March 13, 1999	VANDERBILT	L	4-9	3-10-0	0-2-0	104	April 25, 1999	TENNESSEE	W	11-4	18-24-0	8-13-0	1156
March 13, 1999	VANDERBILT	W	4-1	4-10-0	1-2-0	115	April 27, 1999	WESTERN KY	L	5-7	18-25-0	8-13-0	385
March 16, 1999	MIAMI (OH)	W	13-2	5-10-0	1-2-0	67	May 01, 1999	at South Carolina	W	11-10	19-25-0	9-13-0	580
March 19, 1999	at Ole Miss	L	6-7	5-11-0	1-3-0	1066	May 02, 1999	at South Carolina	W	5-4	20-25-0	10-13-0	986
March 20, 1999	at Ole Miss	L	1-9	5-12-0	1-4-0	727	May 02, 1999	at South Carolina	W	7-4	21-25-0	11-13-0	1574
March 21, 1999	at Ole Miss	L	2-3	5-13-0	1-5-0	1275	May 05, 1999	CINCINNATI	L	2-3	21-26-0	11-13-0	323
March 24, 1999	at Morehead State	W	10-5	6-13-0	2-5-0	327	May 07, 1999	AUBURN	W				

1998 Wildcats Statistics

All Games

Record: 26-31-0 • Home: 15-15-0 • Road: 9-14-0 • Neutral: 2-2-0

Player	AVG	GP-GS	AB	R	H	2B	3B	HR	RBI	TB	SLG%	BB	SB	SBA	PO-A-E	FLD%			
Crumbaugh, Will, INF-RHP	.600	6-0	5	0	3	0	0	0	2	3	.600	0	1	1	0	0.4-1-500			
Madison, Austin, INF-RHP	.500	7-0	4	2	2	1	0	0	0	3	.750	1	0	0	0	0.5-1-833			
Loggins, Josh, C-OF	.384	57-57	242	56	93	20	5	15	63	168	.694	20	5	36	.439	2	0	6-10	208-33-8-968
Wheeler, Josh, 2B, RHP	.352	57-56	219	54	77	18	0	2	30	101	.461	48	1	31	.467	2	1	3-10	117-170-16-947
Wilson, John, 1B	.327	50-46	171	33	56	14	3	9	33	103	.602	17	4	25	.399	1	0	4-6	288-33-11-967
McClone, Aaron, 3B	.318	56-55	220	44	70	16	0	8	45	110	.500	32	2	23	.406	2	1	8-11	188-84-17-941
Colemir, Jason, OF	.317	56-55	227	44	72	23	1	15	52	142	.626	15	2	29	.365	0	0	3-9	138-2-1-993
Pasero, Jason, C	.310	38-22	87	16	27	4	0	2	11	37	.425	5	2	25	.362	0	2	0-0	168-14-3-984
Murphy, Mark, OF	.298	50-44	168	27	50	21	0	8	33	95	.565	13	0	51	.342	3	2	3-5	70-5-1-987
Green, Andy, SS	.291	57-56	203	50	59	8	0	4	32	79	.389	32	1	33	.387	-2	7	13-17	102-198-25-923
Bendix, Andy, OF	.287	54-50	178	39	51	7	0	13	39	97	.545	25	3	51	.380	2	5	8-10	74-2-2-974
Newton, Robert, INF	.273	36-8	44	4	12	1	0	1	8	16	.364	5	0	9	.347	0	0	0-0	37-1-1-974
Bunch, Justin, OF	.262	46-40	141	23	37	10	0	8	24	71	.504	14	4	12	.340	3	0	1-2	33-0-1-971
Meade, Jeff, INF	.250	39-12	60	9	15	2	0	0	3	17	.283	5	0	18	.308	0	2	2-3	18-45-6-915
Moore, Beau, OF	.250	25-0	12	9	3	1	0	1	3	7	.583	2	0	5	.357	0	0	2-2	2-0-0-1,000
Linder, Nate, INF	.225	30-8	40	6	9	2	0	0	7	11	.275	2	0	6	.262	0	2	0-2	6-16-6-786
Warfield, Pete, OF	.200	4-0	5	0	1	0	0	0	1	1	.200	0	0	0	.200	0	0	0-0	0-1-1-500
Plotus, Micah, INF	.182	6-4	11	2	2	0	0	0	1	2	.182	4	1	3	.438	0	0	0-0	26-1-0-1,000
Hacker, Bill, C	.000	5-0	4	0	0	0	0	0	0	0	.000	1	0	2	.200	0	0	0-0	0-0-0-0,000
KENTUCKY	.313	57	2041	418	639	148	9	86	387	1063	.521	241	26	360	.390	17	22	53-87	1505-680-112-951
Opponents	.326	57	2119	535	691	132	10	101	492	1146	.541	274	71	526	.417	19	22	44-63	1508-663-73-967

LEFT ON BASE: KENTUCKY (421) OPP (465)
DOUBLE PLAYS: KENTUCKY (72) OPP (60)

Player	ERA	W-L	APP	GS	CG	SH	SV	IP	H	R	ER	BB	SO	2B	3B	HR	BF	O/AVG	BK	HB
Paxton, Josh, RHP	5.92	5-3	22	8	0	0	2	73.0	83	57	48	37	31	18	3	10	338	.285	7	1
Shaffar, Ben, RHP	6.00	1-1	25	2	0	0	1	48.0	63	56	32	30	37	11	1	6	244	.317	8	1
Cheate, David, RHP	7.13	2-3	17	0	0	0	3	35.0	51	31	28	15	18	8	0	12	172	.342	2	0
Rowland, Tim, LHP	7.34	3-1	16	4	0	0	0	38.0	53	38	31	15	27	15	0	9	185	.333	7	0
Hooker, Jon, RHP	7.43	2-1	21	0	0	0	1	23.0	36	23	19	15	14	8	0	5	123	.343	2	1
Borne, Matt, RHP	7.68	3-6	20	8	0	0	2	65.2	78	66	56	40	68	10	1	43	319	.292	10	0
Webb, Brandon, RHP	8.05	4-5	19	14	0	0	0	72.2	95	73	65	38	46	12	1	18	354	.315	10	1
Chaney, Jason, LHP	8.06	3-7	14	14	0	0	0	63.2	89	67	57	35	34	16	0	9	319	.333	11	2
Mahan, Patrick, RHP	8.84	0-0	13	0	0	0	0	18.1	27	22	18	11	13	5	2	2	96	.338	5	1
Heyerly, Bradd	8.91	1-1	11	3	0	0	0	34.1	48	39	34	16	13	7	1	10	166	.333	4	0
McClone, Aaron, RHP	11.57	2-2	14	3	0	0	2	23.1	50	41	30	16	21	16	1	5	141	.417	2	0
Zielke, Nick, LHP	13.50	0-0	2	0	0	0	0	2.0	3	3	3	0	0	0	0	0	13	.333	0	0
Madison, Austin, RHP	20.25	0-0	3	0	0	0	0	2.2	7	6	6	1	3	2	0	1	16	.500	1	0
Owens, Josh, LHP	59.40	0-1	4	1	0	0	0	1.2	8	13	11	4	1	4	0	1	19	.615	2	0
KENTUCKY	7.86	26-31	57	57	0	0	11	501.2	691	535	438	274	326	132	10	101	2505	.326	71	7
Opponents	6.41	31-26	57	57	6	0	6	502.2	639	418	358	241	360	148	9	86	2347	.313	26	11

WILD PITCHES: KENTUCKY (40), Paxton 7, Shaffar, 5, Hooker 2, Borne 8, Webb 8, Chaney 6, Mahan 1, Heyerly 1, McClone 2, OPP (51)
PASSED BALLS: KENTUCKY (22) Loggins 16, Pasero 6, OPP (12)

Conference Games Only

Record: 12-18-0 • Home: 5-10-0 • Road: 7-8-0

Player	AVG	GP-GS	AB	R	H	2B	3B	HR	RBI	TB	SLG%	BB	SB	SBA	PO-A-E	FLD%		
Loggins, Josh, C/OF	.349	30-30	126	28	44	9	2	7	29	78	.619	7	3	20	.391	2	1-2	92-15-5-955
Colemir, Jason, OF	.333	30-30	126	25	42	16	0	9	27	85	.675	4	0	21	.354	0	1-4	90-0-1-989
Wilson, John, 1B	.318	25-25	85	14	27	8	1	3	21	46	.541	8	0	15	.372	1	0	136-16-4-974
McClone, Aaron, IF	.315	29-29	111	19	35	8	0	6	21	61	.550	16	1	14	.403	1	2-5	99-43-11-928
Linder, Nate, IF	.308	12-3	13	3	4	0	0	0	3	4	.308	1	0	2	.357	0	0	1-5-1-857
Pasero, Jason, C	.283	20-13	53	7	15	2	0	1	7	20	.377	4	0	15	.333	0	0-0	104-7-2-982
Newton, Robert, IF	.259	19-6	27	2	7	1	0	0	2	8	.296	3	0	7	.333	0	0	29-1-1-968
Bunch, Justin, OF	.253	23-21	79	9	20	6	0	4	15	38	.481	1	1	8	.268	1	0-0	11-0-1-917
Cheate, David, 2B	.252	30-30	119	24	30	8	0	1	11	41	.345	23	0	20	.371	1	0-2	65-93-7-958
Green, Andy, SS	.250	30-30	108	22	27	6	0	2	11	39	.361	14	0	17	.333	1	7-8	54-106-15-914
Moore, Beau, OF	.250	14-0	8	4	2	1	0	0	1	3	.375	0	0	5	.250	0	1-1	2-0-0-1,000
Bendix, Andy, OF	.247	30-28	93	22	25	4	0	8	16	51	.548	16	1	32	.360	1	2-2	43-1-2-957
Murphy, Mark, OF	.247	25-22	81	10	20	7	0	4	16	39	.481	5	0	28	.284	2	1-3	45-3-0-1,000
Meade, Jeff, IF	.174	17-5	23	4	4	1	0	0	2	5	.217	4	0	9	.296	0	1-1	8-20-3-903
Hacker, Bill, C	.000	2-0	2	0	0	0	0	0	0	0	.000	0	0	1	.000	0	0-0	0-0-0-0,000
Plotus, Micah, IF	.000	1-0	1	0	0	0	0	0	0	0	.000	0	0	1	.000	0	0-0	0-0-0-0,000
Crumbaugh, Will, IF	.000	1-0	0	0	0	0	0	0	0	0	.000	0	1	0	1.000	0	0-0	0-0-0-0,000
Madison, Austin, IF	.000	1-0	0	0	0	0	0	0	0	0	.000	1	0	0	1.000	0	0-0	0-1-0-1,000
KENTUCKY	.284	30-30	1055	193	300	77	3	45	182	518	.491	107	7	215	.351	10	16-28	793-545-61-949
Opponents	.344	30-30	1148	329	395	78	4	67	298	682	.594	167	40	171	.440	13	30-38	801-326-37-968

LEFT ON BASE: KENTUCKY (196) OPP (254)
DOUBLE PLAYS: KENTUCKY (36) OPP (27)

Player	ERA	W-L	APP	GS	CG	SH	SV	IP	H	R	ER	BB	SO	2B	3B	HR	BF	B/AVG	WP	HB
Shaffar, Ben, RHP	6.56	0-1	13	0	0	0	1	23.1	33	32	17	17	5	1	4	124	.333	3	4	
Cheate, David, RHP	6.61	2-0	8	0	0	0	1	16.1	21	14	12	3	9	3	0	5	74	.313	0	2
Paxton, Josh, RHP	6.86	4-2	12	3	0	0	2	40.2	51	37	31	21	21	13	0	7	193	.304	6	3
Borne, Matt, RHP	8.56	2-4	11	6	0	0	0	41.0	55	46	39	29	39	7	0	12	212	.314	4	7
Rowland, Tim, LHP	8.62	0-1	8	1	0	0	0	15.2	27	19	15	4	10	9	0	6	82	.375	0	4
Chaney, Jason, LHP	8.85	2-5	9	9	0	0	0	39.2	56	44	39	27	21	12	0	5	204	.335	6	6
Mahan, Patrick, RHP	9.49	0-0	8	0	0	0	0	12.1	19	13	13	8	8	4	2	1	63	.358	0	2
Webb, Brandon, RHP	12.03	0-4	10	10	0	0	0	39.2	64	57	53	29	24	9	1	14	210	.374	8	8

1998 Results

Date	Opponent	W-L-T	Score	Site	Overall Record	Conf Record	SEC Game	Pitcher
2/6	New Mexico State	W	8-6	N	1-0-0	0-0-0	N	Hooker
2/7	Oldahoma State	W	5-4	N	2-0-0	0-0-0	N	Rowland
2/14	Coastal Carolina	L	6-11	A	2-1-0	0-0-0	N	Chaney
2/15	Coastal Carolina	L	7-8	A	2-2-0	0-0-0	N	Borne
2/21	Southern Mississippi	L	10-15	A	2-3-0	0-0-0	N	Chaney
2/22	Southern Mississippi	W	10-6	A	3-3-0	0-0-0	N	Paxton
2/27	Long Beach State	L	4-6	A	3-4-0	0-0-0	N	Hooker
2/28	Long Beach State	L	2-19	A	3-5-0	0-0-0	N	Paxton
3/1	Long Beach State	L	1-13	A	3-6-0	0-0-0	N	McClone
3/3	Lincoln Memorial	W	11-10	H	4-6-0	0-0-0	N	Borne
3/4	Ohio	W	16-4	H	5-6-0	0-0-0	N	Webb
3/6	Vanderbilt	L	2-14	A	5-7-0	0-1-0	Y	McClone
3								



1997 Wildcats Statistics

All Games

Record: 20-34-1 • Home: 13-13-0 • Road: 6-19-1 • Neutral: 1-2-0

Player	AVG	GP-GS	AB	R	H	2B	3B	HR	RBI	TB	SLG%	BB	HB	SO	OB%	SF	S	SB-SBA	PO-A-E-FLD%
Loggins, Josh, C	.338	54-49	195	47	66	17	3	11	37	122	.626	23	5	44	.422	0	1	10-17	221-26-10-961
McClone, Aaron, 3B-DH	.335	52-43	170	33	57	9	0	7	29	87	.512	22	0	35	.407	2	0	3-8	43-17-3-952
Bunch, Justin, OF	.322	50-46	174	23	56	6	1	9	35	91	.523	17	1	20	.383	1	2	7-9	79-1-6-930
Tedesco, Jay, 1B	.320	55-55	200	45	64	13	1	8	43	103	.515	29	6	44	.418	2	0	4-7	456-38-11-978
Cheate, David, 2B	.302	54-51	205	48	62	7	3	6	29	93	.454	27	0	36	.382	1	2	11-18	89-131-19-921
Green, Andy, INF	.288	55-54	219	38	65	9	1	5	30	89	.406	16	8	32	.358	0	7	20-28	61-129-18-913
Coleman, Jason, OF	.278	49-45	180	24	50	10	1	6	28	80	.444	14	2	25	.357	0	2	8-13	73-5-4-951
Murphy, Mark, OF	.260	53-51	177	37	46	12	0	6	32	76	.429	42	7	42	.415	3	1	8-10	97-4-3-971
Dattilo, Franco, 1B	.235	11-1	17	3	4	0	0	2	4	10	.588	3	0	6	.350	0	0	0-0	15-0-1-938
Pasero, Jason, C	.224	29-20	67	11	15	3	0	1	8	21	.313	13	3	12	.373	0	4	1-1	138-9-4-974
Hucker, Bill, C	.222	6-0	9	1	2	1	0	0	2	3	.333	0	0	3	.222	0	0	0-0	2-0-0-1-000
Miller, Kenny, SS	.215	50-50	172	25	37	7	0	0	14	44	.256	13	4	32	.284	1	6	6-8	107-145-14-947
Ratliff, Jason, INF	.207	37-24	87	21	18	7	0	2	13	31	.356	17	5	29	.367	0	3	2-2	20-39-11-843
Bendis, Andy, OF	.136	6-6	22	2	3	0	0	1	3	6	.273	2	3	4	.296	0	0	0-2	0-0-0-0-000
Meade, Jeff, INF	.000	8-0	8	0	0	0	0	0	0	0	.000	2	0	5	.200	0	0	0-1	3-9-1-923
Bishop, Eric, LHP	.000	16-0	0	0	0	0	0	0	0	0	.000	0	0	0	.000	0	0	0-0	1-16-1-944
Reid, Greg, RHP	.000	14-0	0	0	0	0	0	0	0	0	.000	0	0	0	.000	0	0	0-0	3-8-3-786
Wesley, Lex, OF	.000	18-0	4	2	0	0	0	0	1	0	.000	1	0	1	.200	0	0	0-0	1-0-0-1-000
Paxton, Josh, OF	.000	8-0	0	0	0	0	0	0	0	0	.000	0	0	0	.000	0	0	0-0	1-9-1-909
Rowland, Tim, LHP	.000	13-0	0	0	0	0	0	0	0	0	.000	0	0	0	.000	0	0	0-0	1-2-0-1-000
Borne, Matt, RHP	.000	23-0	0	0	0	0	0	0	0	0	.000	0	0	0	.000	0	0	0-0	3-9-0-1-000
Acuff, Aaron, RHP	.000	23-0	0	0	0	0	0	0	0	0	.000	0	0	0	.000	0	0	0-0	1-11-1-923
Downs, Scott, LHP	.000	17-0	0	0	0	0	0	0	0	0	.000	0	0	0	.000	0	0	0-0	7-19-3-939
Kentucky	.285	55	1906	360	543	101	10	64	308	856	.449	241	44	370	.376	10	28	80-124	1422-649-114-948
Opponents	.320	55	1975	431	632	118	13	56	397	944	.478	228	43	331	.398	20	35	74-96	1443-630-110-950

GRAND SLAM: KENTUCKY (1) Tedesco 1, OPP (3)
 CATCHER'S INTERFERENCE: KENTUCKY (1) Loggins 1, OPP (0)
 LEFT ON BASE: KENTUCKY (426) OPP (449),
 DOUBLE PLAYS: KENTUCKY (64) OPP (52)

1997 Results

Date	Opponent	W-L-T	Score	Site	Overall Record	Conf Record	Pitcher	Opp Pitcher	Line	Opp Line
12/14	Seton	L	5-6	A	0-1-0	0-0-0	Acuff	House	5-14-3	6-10-1
2/15	Seton	L	6-9	A	0-2-0	0-0-0	Borne	Chrysler	6-13-4	9-13-1
2/16	Seton	T	7-7	A	0-2-1	0-0-0	None	None	7-13-5	7-13-2
2/22	Clemson	L	6-7	A	0-3-1	0-0-0	Downs	Matt	16-9-5	7-9-1
2/22	Clemson	L	3-4	A	0-4-1	0-0-0	Rowland	Hauer	3-7-1	4-7-2
2/23	Clemson	L	3-10	A	0-5-1	0-0-0	Reid	Browning	3-7-3	10-13-1
3/01	South Alabama	L	8-11	N	0-6-1	0-0-0	Downs	Norton	8-7-4	11-10-3
3/02	Lamar	W	9-2	N	1-6-1	0-0-0	Rowland	Sanches	9-12-2	2-9-3
3/02	Troy State	L	2-7	N	1-7-1	0-0-0	McClone	Cardova	2-8-0	7-12-2
3/07	Mississippi	W	1-0	A	2-7-1	1-0-0	Downs	DeYoung	1-7-0	0-2-1
3/08	Mississippi	L	2-8	A	2-8-1	1-1-0	Rowland	Tolbert	2-5-1	8-12-1
3/09	Mississippi	L	4-10	A	2-9-1	1-2-0	Paxton	McShea	4-6-1	10-13-2
3/10	Murray State	L	7-12	A	2-10-1	1-2-0	Reid	Freytag	7-13-3	12-15-1
3/11	Austin Peay	W	14-0	H	3-10-1	1-2-0	Bishop	Smith	14-9-1	0-4-5
3/12	Ohio University	L	4-15	H	3-11-1	1-2-0	Rowland	Stimondo	4-6-2	15-18-0
3/14	Mississippi State	L	5-6	H	3-12-1	1-3-0	Downs	DuBose	5-5-1	6-12-4
3/15	Mississippi State	L	4-14	H	3-13-1	1-4-0	Acuff	Dilgard	4-9-3	4-17-2
3/16	Mississippi State	W	14-10	H	4-13-3	2-4-0	McClone	Wiese	14-15-1	10-13-1
3/19	Morehead State	L	14-16	A	4-14-1	2-4-0	Rowland	Young	14-15-4	16-15-2
3/21	Arkansas	W	11-5	A	5-14-1	3-4-0	Downs	Carnes	11-12-0	5-10-2
3/22	Arkansas	L	8-9	A	5-15-1	3-5-0	Borne	Rogers	8-10-1	9-14-3
3/23	Arkansas	L	4-11	A	5-16-1	3-6-0	Rowland	Wright	4-4-5	11-12-1
3/25	Georgetown College	W	10-4	H	6-16-1	3-6-0	Paxton	Stumbo	10-10-3	4-7-4
3/26	Eastern Kentucky	L	1-6	H	6-17-1	3-6-0	Reid	Jones	1-5-2	6-9-2
3/28	Auburn	L	0-5	H	6-18-1	3-7-0	Downs	Hudson	0-3-0	5-10-0
3/29	Auburn	W	6-5	H	7-18-1	4-7-0	McClone	Dunham	6-11-1	5-15-1
3/30	Auburn	L	3-18	H	7-19-1	4-8-0	Acuff	Schrenning	3-7-3	18-25-2
4/01	Xavier	W	14-7	A	8-19-1	4-8-0	Borne	Petris	14-10-2	7-12-3
4/02	Birmingham-Southern	L	3-4	H	8-20-1	4-8-0	Acuff	Womien	3-10-2	4-8-1
4/04	Alabama	L	3-10	A	8-21-1	4-9-0	Bishop	Turris	3-7-1	10-12-1
4/05	Alabama	W	9-2	A	9-21-1	5-9-0	Downs	Henderson	9-11-2	2-7-1
4/06	Alabama	L	5-9	A	9-22-1	5-10-0	Reid	Bernard	5-10-2	9-15-1
4/08	Marshall	W	9-4	H	10-22-1	5-10-0	Borne	Grimes	9-8-1	4-11-3
4/08	Western Kentucky	W	9-8	H	11-22-1	5-10-0	Acuff	Jagers	9-10-2	8-12-3
4/11	Tennessee	W	14-1	H	12-22-1	6-10-0	Downs	Cogrove	14-12-3	1-6-4
4/12	Tennessee	L	6-7	H	12-23-1	6-11-0	Acuff	Marr	6-11-2	7-15-2
4/13	Tennessee	L	4-11	H	12-24-1	6-12-0	Borne	Hudson	4-12-3	11-13-0
4/15	IUPUI	W	18-4	H	13-24-1	6-12-0	Rowland	Tidd	18-12-2	4-11-5
4/18	Florida	L	3-8	A	13-25-1	6-13-0	Downs	Wilkinson	3-8-1	8-11-1
4/19	Florida	L	4-8	A	13-26-1	6-14-0	Bishop	Gray	4-9-2	8-10-0
4/20	Florida	L	6-18	A	13-27-1	6-15-0	Borne	Knollin	6-9-1	18-20-2
4/22	Morehead State	W	8-7	H	14-27-1	6-15-0	Downs	Martinez	8-12-3	7-8-4
4/23	Louisville	L	7-8	A	14-28-1	6-16-0	Acuff	Sanson	7-11-1	8-13-4
4/25	Georgia	L	0-15	H	14-29-1	6-16-0	Downs	Frachiser	0-6-2	15-17-0
4/26	Georgia	W	9-8	H	15-29-1	7-16-0	Acuff	Gandy	9-15-4	8-9-5
4/27	Georgia	L	6-16	H	15-30-1	7-17-0	Bishop	Brand	6-8-4	16-23-3
4/29	Western Kentucky	L	7-10	A	15-31-1	7-17-0	Downs	Pennertz	7-11-3	10-18-0
4/30	Cincinnati	W	8-1	H	16-31-1	7-17-0	Paxton	Becker	8-11-0	1-6-4
5/02	Vanderbilt	L	10-11	H	16-32-1	7-18-0	Acuff	Snow	10-16-3	11-11-3
5/04	Vanderbilt	L	4-7	H	16-33-1	7-19-0	Downs	Seyb	4-9-2	7-10-0
5/05	Vanderbilt	W	3-2	H	17-33-1	8-19-0	Downs	Colley	3-4-0	2-5-1
5/06	Louisville	W	13-11	H	18-33-1	8-19-0	Borne	Salmon	13-17-3	11-10-1
5/09	South Carolina	W	7-5	A	19-33-1	9-19-0	Downs	Jodie	7-12-1	5-11-4
5/10	South Carolina	L	5-12	A	19-34-1	9-20-0	Paxton	Whitfield	5-6-3	12-15-1
5/11	South Carolina	W	5-0	A	20-34-1	10-20-0	McClone	Poston	5-11-0	0-2-3

*BLUE-GRAY CLASSIC

Conference Games Only

Record: 10-20-0 • Home: 5-10-0 • Road: 5-10-0

Player	AVG	GP-GS	AB	R	H	2B	3B	HR	RBI	TB	SLG%	BB	HB	SO	OB%	SF	S	SB-SBA	PO-A-E-FLD%
Hucker, Bill, C	1.000	1-0	1	0	1	0	0	1	2	2.000	0	0	0	1.000	0	0	0-0	0-0-0-0.000	
Loggins, Josh, C	.327	29-28	107	24	35	9	1	6	20	64	.598	12	2	26	.405	0	1	5-9	119-15-4-971
Bunch, Justin, OF	.323	27-26	96	11	31	3	0	3	16	43	.448	9	0	11	.377	1	2	5-7	49-0-1-980
McClone, Aaron, RHP	.323	27-25	99	15	32	5	0	3	12	46	.465	10	0	21	.382	1	0	1-3	11-5-1-941
Tedesco, Jay, 1B	.303	30-30	109	24	35	10	1	3	20	54	.495	17	3	24	.411	0	0	1-4	268-22-3-990
Coleman, Jason, OF	.292	26-25	96	15	28	8	3	15	45	469	.5	0	12	.327	0	1	3-5	37-2-2-951	
Cheate, David, 2B	.261	30-29	119	23	31	6	2	1	13	44	.370	12	0	21	.328	0	0	4-7	48-78-13-906
Green, Andy, INF	.246	30-30	126	13	31	4	1	2	16	43	.341	4	0	19	.269	0	5	7-10	29-73-13-887
Murphy, Mark, OF	.242	30-29	95	17	23	4	0	3	17	36	.379	24	3	23	.407	1	1	5-6	59-3-3-954
Pasero, Jason, C	.216	15-10	37	4	8	0	0	1	3	11	.297	4	0	9	.293	0	1	0-0	74-4-4-951
Miller, Kenny, SS	.185	27-27	92	12	17	3	0	0	7	20	.217	5	2	22	.242	0	3	1-2	63-82-4-973
Ratliff, Jason, INF	.171	19-10	41	7	7	2	0	1	6	12	.293	7	0	15	.292	0	1	1-1	8-15-2-920
Dattilo, Franco, 1B	.143	5-1	7	0	1	0	0	0	1	143	1	0	2	.250	0	0	0-0	2-0-0-1.000	
Meade, Jeff, INF	.000	2-0	2	0	0	0	0												

1996 WILDCATS STATISTICS

ALL GAMES

Record: 35-24-0 Home: 17-9-0 Road: 11-12-0 Neutral: 7-5-0

Player	AVG	GP-GS	AB	R	H	2B	3B	HR	RBI	TB%	SLG%	BB	HB	SO	OB%	SF	S	SB-SBA	PO-A-E	FLD%
Blandford, Paul, 2B	.403	56-55	233	60	94	15	4	11	51	150	.644	31	2	29	.472	3	0	30-45	90-156-10-961	
Green, Chad, OF	.352	59-59	256	71	90	15	7	12	44	155	.605	35	2	51	.432	1	1	55-67	108-5-4-966	
Rhea, Chip, 3B	.344	59-59	250	62	86	21	0	10	61	137	.548	30	3	65	.416	3	0	17-25	52-101-20-884	
Hayes, Travis, OF	.330	56-51	200	45	66	13	1	11	44	114	.570	25	8	36	.423	1	2	5-6	181-39-14-940	
Keown, Kevin, C	.306	31-28	98	23	30	4	2	0	16	38	.388	17	5	21	.434	1	2	2-5	198-14-4-381	
Pryor, Pete, 1B	.300	50-44	160	30	48	10	1	11	40	93	.581	26	6	41	.437	4	1	4-9	288-9-4-587	
Bendix, Andy, OF	.296	59-47	179	37	53	10	0	11	35	96	.536	32	3	53	.380	1	4	5-9	59-1-5-523	
Young, Todd, C	.280	50-41	161	32	45	8	0	3	28	62	.385	29	2	30	.401	2	1	5-6	296-37-6-582	
Shadburne, Adam, RH	.272	49-31	114	22	31	9	0	7	24	61	.335	23	1	29	.393	2	2	5-7	7-29-0-1000	
Tedesco, Jay, OF	.245	56-51	200	39	49	13	0	4	28	74	.370	28	5	50	.352	0	0	4-6	178-7-5-974	
Miller, Kenny, SS	.221	58-55	195	32	43	8	0	1	18	54	.277	12	2	37	.271	1	4	9-13	76-142-25-897	
Ratliff, Jason, INF	.171	33-7	41	9	7	2	0	2	11	15	.366	5	0	12	.250	2	2	1-1	10-26-5-878	
KENTUCKY	.308	59	2087	462	642	128	15	83	400	1049	.503	293	39	454	.404	21	19	142-199	1556-663-111-952	
Opponents	.277	59	2063	398	571	101	13	59	361	875	.424	235	43	483	.363	20	33	90-117	1537-627-108-952	

GRAND SLAM: KENTUCKY (2) Blandford 1, Green 1, OPP (1)

CATCHER'S INTERFERENCE: KENTUCKY (4) Keown 1, Young 3, OPP (1)

LEFT ON BASE: KENTUCKY (461) OPP (447), DOUBLE PLAYS: KENTUCKY (41) OPP (36)

Player	ERA	W-L	APP	GS	CG	SH	SV	IP	H	R	ER	BB	SO	2B	3B	HR	BF	OAVG	BK	HB	PO-A-E	FLD%
Green, Chad, OF	2.79	0-1	5	1	0	0	0	9.2	10	5	3	4	10	3	0	0	46	.244	0	1	108-5-4-966	
Milburn, Adam, LHP	3.17	4-2	25	3	1	0	0	65.1	64	29	23	61	11	0	0	4	280	.261	0	6	2-20-0-1000	
Downs, Scott, LHP	3.58	5-2	14	12	4	0	0	78.0	77	48	31	21	92	9	3	9	340	.256	2	5	3-16-3-864	
Whitney, Curtis, RHP	3.93	2-2	7	6	0	0	0	34.1	32	23	15	13	29	5	2	1	152	.248	0	4	0-11-2-846	
Bishop, Eric, LHP	4.52	5-3	21	7	1	0	0	65.2	67	48	33	31	52	16	1	1	298	.266	1	4	2-17-0-1000	
Shadburne, Adam, RHP	5.51	8-3	23	8	1	1	5	78.1	94	57	48	30	83	18	2	13	352	.290	7	3	7-29-0-1000	
Townsend, Jeff, RHP	6.11	3-2	17	5	0	0	0	56.0	62	41	38	28	46	9	2	11	265	.270	3	4	2-11-1-829	
Acuff, Aaron, RHP	7.17	6-5	15	12	0	0	0	59.0	62	54	47	43	37	9	2	9	285	.268	0	5	4-13-2-895	
Henry, Omar, RHP	7.56	2-4	19	3	0	0	1	41.2	42	44	35	37	49	10	0	5	207	.261	0	5	0-5-1-833	
Bazzell, Chad, RHP	9.17	0-0	8	0	0	0	0	17.2	31	23	18	9	16	7	1	3	93	.378	0	1	0-1-0-1000	
Talwalker, Janak, RHP	15.63	0-0	8	0	0	0	0	12.3	30	26	22	6	8	4	0	3	80	.455	1	5	0-3-0-1000	
KENTUCKY	5.43	35-24	162	57	7	2	7	518.1	571	398	313	235	483	101	13	59	2398	.277	8	43		
Opponents	6.63	24-35	57	1	0	1	504.0	642	462	371	293	454	128	15	83	2456	.307	5	39			

WILD PITCHES: KENTUCKY (42) Green 1, Shadburne 3, Downs 6, Townsend 5, Henry 6, Milburn 7, Whitney 2, Talwalker 4, Acuff 5, Bishop 3, OPP (41)

PASSED BALLS: KENTUCKY (8) Keown 3, Young 5, OPP (19)

CONFERENCE GAMES ONLY

Record: 15-14-0 Home: 9-6-0 Road: 6-8-0 Neutral: 0-0-0

Player	AVG	GP-GS	AB	R	H	2B	3B	HR	RBI	TB%	SLG%	BB	HB	SO	OB%	SF	S	SB-SBA	PO-A-E	FLD%
Blandford, Paul, 2B	.391	27-27	115	25	45	7	3	6	30	76	.661	7	0	19	.419	2	0	9-17	39-73-6-949	
Shadburne, Adam, RHP	.371	22-10	35	10	13	5	0	2	6	24	.686	10	1	6	.511	1	2	2-4	1-25-0-1000	
Green, Chad, OF	.311	29-29	122	30	38	7	3	9	60	.492	.18	0	19	.400	0	0	29-34	61-2-2-696		
Hayes, Travis, OF	.297	28-27	101	18	30	5	0	6	19	53	.525	12	2	19	.383	0	1	1-1	109-26-8-944	
Rhea, Chip, 3B	.278	29-29	115	21	32	6	0	4	21	50	.435	17	0	34	.366	2	0	4-7	25-49-8-302	
Bendix, Andy, OF	.259	29-24	85	15	22	4	0	5	17	41	.482	8	1	30	.330	0	3	1-3	31-1-4-889	
Keown, Kevin, C	.255	14-14	47	6	12	3	1	0	7	16	.362	4	1	10	.333	1	1	0-1	90-6-2-580	
Pryor, Pete, 1B	.250	26-22	76	8	19	6	0	2	13	31	.408	20	4	25	.422	2	1	2-5	142-2-0-1000	
Tedesco, Jay, OF	.240	27-25	96	13	23	4	0	2	11	33	.344	12	2	26	.336	0	0	4-5	77-3-3-964	
Young, Todd, C	.239	23-20	71	10	17	3	0	0	7	20	.282	16	0	14	.375	1	1	1-1	136-23-3-881	
Miller, Kenny, SS	.206	29-29	102	14	21	3	0	0	7	24	.235	3	2	22	.243	0	1	3-5	35-73-16-871	
Ratliff, Jason, INF	.182	11-2	11	2	2	0	0	1	2	5	.455	1	0	2	.250	0	2	0-0	3-7-2-833	
KENTUCKY	.281	29	976	172	274	53	7	31	149	434	.445	128	13	226	.372	9	12	56-83	753-335-60-948	
Opponents	.280	29	1002	212	281	46	8	31	190	436	.435	111	27	221	.368	13	17	55-70	753-314-45-960	

GRAND SLAM: KENTUCKY (1) Blandford 1, OPP (0)

CATCHER'S INTERFERENCE: KENTUCKY (1) Keown 1, OPP (0)

LEFT ON BASE: KENTUCKY (213) OPP (208), DOUBLE PLAYS: KENTUCKY (16) OPP (21)

Player	ERA	W-L	APP	GS	CG	SH	SV	IP	H	R	ER	BB	SO	2B	3B	HR	BF	OAVG	BK	HB	PO-A-E	FLD%
Bishop, Eric, LHP	3.12	1-1	8	1	0	0	0	26.0	17	10	9	13	23	5	0	0	107	.193	0	2	0-9-0-1000	
Downs, Scott, LHP	3.64	4-2	8	6	3	0	0	59.1	61	41	24	16	71	6	3	7	264	.262	2	3	2-12-3-824	
Shadburne, Adam, RHP	4.97	6-2	13	5	1	1	4	50.2	53	35	28	13	43	11	2	8	220	.266	0	3	1-25-0-1000	
Whitney, Curtis, RHP	5.09	1-2	4	3	0	0	0	17.2	19	16	10	10	12	1	1	1	84	.271	0	3	0-6-1-857	
Milburn, Adam, LHP	5.40	2-1	11	2	0	0	0	28.1	37	23	17	9	23	6	0	3	130	.327	0	5	1-6-0-1000	
Bazzell, Chad, RHP	7.71	0-0	2	0	0	0	0	7.0	9	7	6	2	5	3	0	1	34	.300	0	1	0-0-0-300	
Townsend, Jeff, RHP	8.25	0-1	6	1	0	0	0	12.0	15	12	11	12	9	3	0	2	67	.294	1	2	0-0-0-300	
Acuff, Aaron, RHP	9.37	1-4	7	7	0	0	0	32.2	42	30	24	5	2	6	167	.304	0	3	1-9-2-833			
Henry, Omar, RHP	10.66	0-1	7	1	0	0	0	12.2	18	19	15	11	9	4	0	2	67	.333	0	1	0-1-0-1000	
Talwalker, Janak, RH	17.36	0-0	3	0	0	0	0	4.2	10	9	2	2	2	0	0	1	31	.400	1	4	0-2-0-1000	
KENTUCKY	5.84	15-14	69	24	5	1	4	251.0	281	212	163	111	221	46	8	31	1171	.281	4	27		
Opponents	5.32	14-15	30	0	0	0	0	242.0	274	172	143	128	226	53	7	31	1137	.281	2	13		

WILD PITCHES: KENTUCKY (19) Shadburne 1, Downs 5, Talwalker 2, Bishop 1, Henry 2, Townsend 7, Whitney 1, Milburn 4, Acuff 1, OPP (19)

PASSED BALLS: KENTUCKY (5) Keown 1, Young 4, OPP (8)

1996 RESULTS

DATE	OPPONENT	W-L-T	SCORE	SITE	OVERALL RECORD	CONF RECORD	PITCHER	OPP PITCHER	LINE	OPP LINE
2/16	Florida Atlantic	L	8-7	A	0-1-0	0-0-0	Green	Furman	7-13-2	8-19-2
2/17	Florida Atlantic									

KENTUCKY BASEBALL

1995 WILDCATS STATISTICS

BATTING STATISTICS

PLAYER	AVG	GP-GS	AB	R	H	2B	3B	HR	RBI	TB	SLG%	BB	HB	SO	OB%	SF	S	SB-SBA
Chad Green	.350	60-60	263	58	92	17	4	5	43	132	.502	27	1	56	.410	2	3	54-70
Todd Young	.344	58-58	209	33	72	14	0	0	29	86	.411	31	7	30	.440	3	11	7-9
Jay Tedesco	.308	60-60	237	50	73	12	1	17	57	138	.582	38	4	60	.405	5	0	3-6
Pete Pryor	.300	60-60	220	37	66	15	0	10	42	111	.505	39	12	63	.432	0	2	5-7
Chip Rhea	.292	58-58	212	44	62	14	1	6	36	96	.453	36	7	53	.407	3	4	13-15
Paul Blandford	.286	60-59	227	57	65	15	2	5	28	99	.436	43	3	45	.404	2	8	36-49
Andy McCord	.248	60-58	218	35	54	9	3	6	33	87	.399	17	4	49	.311	2	8	7-13
Kevin Keown	.247	58-56	194	30	48	10	0	2	28	64	.330	34	7	36	.372	4	4	3-6
Jason Ratliff	.177	49-41	141	24	25	7	1	2	13	40	.284	20	3	50	.291	1	2	4-5
Ryan Johnson	.174	32-31	46	10	8	0	0	0	6	8	.174	9	2	18	.322	2	1	2-3
Danny Haas	.149	33-19	67	6	10	4	0	1	6	17	.254	7	0	21	.230	0	5	1-4
John Stratman	.143	5-1	7	0	1	0	0	0	0	1	.143	0	1	2	.250	0	0	0-0
Adam Shadburne	.143	20-6	21	1	3	0	0	1	2	6	.286	1	0	4	.182	0	0	0-0
Billy Taylor	.125	18-4	16	1	2	0	0	0	2	2	.125	0	0	3	.125	0	0	0-0
KENTUCKY	.280	61	2078	386	581	117	12	55	325	887	.427	302	51	490	.384	24	48	135-187
OPPONENTS	.279	61	2172	411	606	109	10	57	360	906	.417	244	58	502	.367	17	29	76-101

PITCHING STATISTICS

PLAYER	ERA	W-L	APP	GS	CG	SH	SV	IP	H	R	ER	BB	SO	2B	3B	HR	BF	O/AVG.	BK	HB
Chad Green	0.00	0-0	1	0	0	0	0	1.0	0	0	0	0	2	0	0	0	3	.000	0	0
Scott Downs	3.30	5-5	13	12	2	0	0	76.1	74	42	28	23	102	13	2	6	333	.246	1	4
Adam Shadburne	3.89	2-1	16	2	0	0	2	37.0	35	18	16	7	27	8	0	3	154	.200	0	2
Adam Milburn	4.44	6-4	27	0	0	0	2	50.2	54	36	25	21	50	12	0	6	233	.255	0	7
Billy Taylor	4.98	1-0	10	2	0	0	2	21.2	30	14	12	3	21	5	2	1	99	.308	0	0
Mike Pozun	5.26	1-3	18	0	0	0	2	25.2	20	17	15	8	15	4	3	3	110	.220	0	5
Chad Buckman	5.45	1-3	11	5	0	0	1	34.2	36	24	21	15	45	8	0	4	165	.257	0	6
Greg Reid	5.64	5-5	18	14	2	0	0	83.0	102	58	52	56	79	14	1	7	404	.304	0	5
Curtis Whitney	5.94	2-6	13	11	3	0	0	66.2	73	61	44	34	70	15	1	7	318	.269	0	7
Janak Talwalkar	6.16	1-0	10	0	0	0	0	19.0	29	25	13	11	12	7	0	1	102	.333	0	4
Aaron Acuff	6.33	1-2	16	7	0	0	0	54.0	67	49	38	26	39	9	0	4	261	.296	0	9
Chad Bazzell	6.75	1-0	4	1	0	0	0	8.0	9	6	6	5	6	1	0	2	39	.273	0	0
Jeff Townsend	7.39	1-3	12	5	0	0	0	28.0	28	28	23	13	17	2	0	10	130	.333	0	5
Jason Jenkins	7.56	2-0	17	2	0	0	2	33.1	49	33	28	22	17	11	1	3	169	.340	0	4
KENTUCKY	5.36	29-32	186	61	7	0	11	539.0	606	411	321	244	502	109	10	57	2520	.275	1	58
OPPONENTS	5.11	32-29	186	61	7	2	5	542.2	581	386	308	302	490	117	12	55	2503	.270	9	50

FIELDING STATISTICS

PLAYER	PO	A	E	FLD%	Chip Rhea	70	168	29	.891
John Stratman	7	0	0	1.000	Chad Buckman	3	4	1	.875
Adam Milburn	3	13	0	1.000	Curtis Whitney	4	9	2	.867
Mike Pozun	3	6	0	1.000	Jay Tedesco	70	51	19	.864
Aaron Acuff	4	6	0	1.000	Greg Reid	3	9	2	.857
Chad Bazzell	0	2	0	1.000	Jeff Townsend	2	4	1	.857
Chad Green	138	8	2	.986	Scott Downs	3	12	3	.833
Kevin Keown	109	15	2	.984	Jason Ratliff	34	66	22	.820
Danny Haas	36	1	1	.974	Billy Taylor	5	4	2	.818
Pete Pryor	514	23	15	.973	Adam Shadburne	8	5	3	.813
Todd Young	382	54	12	.973	Jason Jenkins	0	10	3	.769
Paul Blandford	107	159	13	.953	Janak Talwalkar	0	1	1	.500
Andy McCord	87	4	6	.938	KENTUCKY	1617	650	143	.941
Ryan Johnson	25	16	4	.911	OPPONENTS	1628	649	111	.954

1995 RESULTS

Date	Opponent	WL	Score	Site	UK Pitcher	OPP. Pitcher	R-HE (UK)	(Opp.)
2/10	The Citadel	W	3-2	A	Whitney	Reames	3-2-3	2-1-1
2/12	Ga. Southern	L	5-3	N	Reid	Keppen	3-5-1	5-8-4
2/17	S. Alabama	L	6-5	A	Milburn	Roeder	5-8-2	6-12-3
2/18	S. Alabama	L	6-0	A	Downs	Barnett	0-4-3	6-8-0
2/19	S. Alabama	L	11-1	A	Reid	Rayborn	1-6-5	11-9-1
2/24	Army	W	8-6	N	Whitney	Haley	8-11-5	6-4-1
2/24	Navy	W	3-2	N	Milburn	Moore	3-8-1	2-8-2
2/25	Air Force	W	4-1	N	Downs	Unlauf	4-5-1	1-4-2
2/26	Memphis	W	8-2	N	Reid	Guehne	8-9-1	2-5-3
3/1	Murray St.	W	7-5	H	Buckman	Wilson	7-8-4	5-7-3
3/4	Ohio Univ.	W	9-5	H	Downs	Hunt	9-9-0	5-15-2
3/5	Ohio Univ.	L	4-3	H	Whitney	Houdeshell	3-8-2	4-6-1
3/11	C. Michigan	W	7-6	N	Milburn	Miller	7-14-2	6-12-4
3/12	N. Florida	L	6-3	A	Downs	Mullins	3-6-5	6-10-1
3/13	Maine	L	4-3	N	Shadburne	Harriman	3-6-2	4-5-1
3/14	Jacksonville	L	8-2	A	Whitney	McGrane	2-9-3	8-11-1
3/17	Indiana	L	3-0	N	Downs	Ferrell	0-5-2	3-3-1
3/18	Navy	W	4-3	N	Reid	Murray	4-8-2	3-8-3
3/18	Louisville	W	11-3	A	Shadburne	Hommel	11-10-1	3-8-2
3/19	Indiana	L	15-11	N	Whitney	Partenheimer	11-11-3	15-16-4
3/21	W. Kentucky	W	8-7	A	Milburn	Talley	8-11-2	7-11-3
3/24	Ole Miss	L	5-0	H	Downs	Price	0-3-3	5-12-2
3/25	Ole Miss	W	15-9	H	Shadburne	Callaway	15-15-2	9-14-1
3/26	Ole Miss	L	14-12	H	Buckman	McKenzie	12-10-0	14-18-1
3/28	Xavier	W	6-2	A	Reid	Bevel	6-7-2	2-12-1
3/29	Marshall	W	12-7	A	Milburn	Diamond	12-13-5	7-5-5
3/31	Miss. State	W	5-3	A	Downs	Tanksley	5-12-0	3-9-4
4/1	Miss. State	L	7-5	A	Buckman	Polk	5-6-2	7-10-2
4/2	Miss. State	L	13-7	A	Whitney	Hooten	7-10-5	13-11-3
4/5	Morehead State	L	7-2	A	Reid	Gore	2-4-4	7-10-1
4/7	Louisiana St.	L	11-0	A	Townsend	Schultz	0-5-3	11-13-0
4/8	Louisiana St.	L	16-7	A	Buckman	Laxton	7-10-2	16-16-0
4/9	Louisiana St.	L	6-5	A	Milburn	Fitterer	5-14-1	6-14-2
4/11	Marshall	W	4-1	H	Townsend	Hathaway	4-10-2	1-2-0
4/12	Bellarmine	W	17-5	H	Bazzell	Yates	17-10-0	5-7-2
4/14	Tennessee	L	7-6	H	Milburn	Helton	5-7-2	7-12-2
4/15	Tennessee	L	7-4	H	Townsend	Dickey	4-13-1	7-8-1
4/16	Tennessee	L	12-10	H	Milburn	Dickey	10-18-4	12-15-1
4/18	MTSU	L	8-2	A	Reid	Graham	2-10-2	8-7-2
4/20	Xavier	W	9-7	H	Pozun	Bradford	9-11-1	7-12-0
4/21	Florida	L	5-1	A	Whitney	McClellan	1-7-0	5-5-1
4/22	Florida	L	7-3	A	Downs S.	McClellan	3-8-4	7-12-0
4/23	Florida	L	8-4	A	Acuff	Checketts	4-10-2	8-12-1
4/25	Louisville	W	15-6	A	Talwalkar	Hommel	15-12-4	5-10-4
4/26	E. Kentucky	L	11-5	A	Acuff	Irwin	5-11-6	11-11-2
4/27	W. Kentucky	W	8-3	H	Taylor	Alepra	8-13-2	3-12-4
4/28	Vanderbilt	W	9-5	A	Downs	Seybt	9-11-1	5-10-4
4/29	Vanderbilt	L	8-2	A	Whitney	Haigler	2-7-5	8-9-1
4/30	Vanderbilt	W	8-5	A	Reid	Ortiz	8-13-1	5-9-1
5/5	Georgia	W	13-3	H	Downs	Powell	13-14-4	3-6-1
5/6	Georgia	L	8-4	H	Pozun	Ciaccio	4-10-2	8-5-2
5/7	Georgia	L	7-5	H	Pozun	Ciaccio	5-11-4	7-13-1
5/10	Louisville	W	10-8	H	Acuff	Hommel	10-10-1	8-15-2
5/12	S. Carolina	L	4-3	H	Pozun	Ross	3-8-1	4-7-1
5/13	S. Carolina	W	12-10	H	Milburn	Turner	12-15-0	10-12-2
5/14	S. Carolina	W	22-11	H	Jenkins	Maynard	22-20-4	11-16-4
5/18	S. Carolina	W	6-2	N	Reid	Pearsall	6-8-0	2-10-0
5/19	Georgia	W	9-8	N	Milburn	Ciaccio	9-14-1	8-11-3
5/20	Vanderbilt	W	9-6	N	Jenkins	Giannola	9-12-3	6-12-2
5/21	Tennessee	L	22-5	A	Townsend	Dickey	5-9-4	22-19-0
5/21	Tennessee	L	7-2	A	Reid	Helton	2-7-4	7-12-1

BASEBALL

1994 Statistics

BATTING STATISTICS


PLAYER	AVG	GP-GS	AB	R	H	2B	3B	HR	RBI	TB	SLG%	BB	HB	SO	OB%	SF	S	SB-SBA
Jason Withrow	.500	6-0	4	2	2	1	0	0	2	3	.750	1	1	1	.667	0	0	0-0
Jeff Abbott	.445	55-55	229	68	102	24	4	23	64	203	.886	23	0	21	.486	5	2	13-24
Matt Bragga	.361	57-56	230	64	83	17	5	6	33	128	.557	29	1	32	.431	2	1	5-7
Jay Tedesco	.356	34-29	104	24	37	14	0	5	27	66	.635	20	4	31	.477	0	0	1-1
Eddie Brooks	.307	57-57	218	55	67	17	1	12	44	122	.560	26	10	51	.402	2	0	9-12
Brad Hindersman	.294	56-55	214	33	63	13	2	10	53	110	.514	22	0	14	.356	3	0	2-2
Chris Gonzalez	.288	56-55	222	50	64	15	1	20	56	141	.635	17	2	43	.336	6	1	0-2
Chris Combs	.286	21-12	49	8	14	1	0	1	7	18	.367	8	0	9	.386	0	0	1-3
Mark Etter	.279	27-14	43	10	12	0	0	4	11	24	.558	7	0	16	.380	0	3	0-0
Pookie Jones	.269	54-54	212	38	57	12	2	17	48	124	.585	22	4	57	.346	2	0	4-9
Chip Rhea	.250	42-30	108	24	27	2	2	3	10	42	.389	14	0	34	.333	1	1	1-2
Chad Green	.246	50-31	134	31	33	4	1	3	20	48	.358	12	2	27	.315	1	5	17-18
Todd Young	.232	26-13	56	10	13	3	0	0	3	16	.286	7	1	9	.338	0	0	0-0
Paul Morse	.232	54-45	164	36	38	9	0	5	21	62	.378	19	2	36	.317	1	4	5-5
Andy McCord	.224	22-12	49	8	11	3	0	1	6	17	.347	7	4	14	.361	1	0	1-2
Brit Phelps	.200	5-0	5	1	1	0	0	0	2	1	.200	2	0	3	.429	0	0	0-0
Josh Burkley	.200	5-0	5	0	1	0	0	0	0	1	.200	0	0	1	.200	0	0	0-0
Adam Shadburne	.091	33-2	11	1	1	0	1	0	2	3	.273	0	1	4	.167	0	0	0-0
KENTUCKY	.304	57	2057	463	626	135	19	110	409	1129	.549	236	32	403	.385	24	17	59-87
OPPONENTS	.285	57	2053	398	585	102	10	62	348	893	.435	240	45	429	.373	22	14	73-106

PITCHING STATISTICS

PLAYER	ERA	W-L	APP	GS	CG	SH	SV	IP	H	R	ER	BB	SO	2B	3B	HR	BF	O/AVG	BK	HB
Ryan McKenzie	0.00	0-0	3	0	0	0	0	3.0	1	0	0	1	3	0	0	0	13	.091	0	1
Chad Bazzell	0.00	0-0	5	0	0	0	0	5.0	5	2	0	4	3	1	0	0	27	.222	0	1
Paul Morse	3.08	1-1	26	0	0	0	5	38.0	37	17	13	16	42	5	1	3	174	.242	0	2
Adam Shadburne	3.30	7-3	28	1	0	0	1	57.1	58	25	21	10	55	5	0	3	244	.257	0	9
Brian Reed	4.73	6-5	21	15	2	0	0	104.2	105	67	55	46	113	20	3	9	476	.257	0	16
Curtis Whitney	5.69	5-5	19	13	0	0	0	80.2	98	64	51	37	65	23	2	9	387	.292	0	7
Matt Bowles	6.60	2-2	15	7	0	0	0	45.0	60	54	33	32	39	15	1	8	236	.308	0	1
Troy Trumbo	6.64	4-5	22	11	1	0	0	78.2	97	74	58	36	58	14	2	13	370	.296	0	3
Jared Camp	6.98	1-0	14	0	0	0	1	29.2	36	29	23	22	21	6	0	5	149	.300	0	3
Greg Reid	7.94	6-3	12	9	0	0	0	45.1	68	48	40	30	22	9	0	7	230	.352	0	3
Aaron Acuff	9.69	0-1	7	1	0	0	0	13.0	20	17	14	7	8	4	1	5	68	.357	0	1
KENTUCKY	5.54	32-25	57	3	1	7	500.1	585	397	308	241	429	102	10	62	2374	.286	0	47	
OPPONENTS	6.97	25-32	57	5	0	5	497.1	626	463	385	236	404	135	19	110	2365	.305	4	25	

FIELDING STATISTICS

PLAYER	PO	A	E	FLD%
Jason Withrow	5	0	1	.833
Jeff Abbott	132	0	2	.985
Matt Bragga	271	19	7	.976
Jay Tedesco	23	9	5	.865
Eddie Brooks	79	168	26	.905
Brad Hindersman	314	44	8	.978
Chris Gonzalez	38	82	23	.839
Chris Combs	13	0	3	.813
Mark Etter	32	27	4	.937
Pookie Jones	60	4	7	.901
Chip Rhea	49	77	15	.894
Chad Green	56	2	1	.983
Todd Young	123	18	4	.972
Paul Morse	252	72	17	.950
Andy McCord	8	0	0	1.000
Brit Phelps	1	0	0	1.000
Josh Burkley	3	3	0	1.000
Adam Shadburne	12	10	1	.957
Ryan McKenzie	0	0	0	.000
Chad Bazzell	0	2	0	1.000
Brian Reed	6	9	0	1.000
Curtis Whitney	6	8	0	1.000
Matt Bowles	2	8	1	.909
Troy Trumbo	9	15	0	1.000
Jared Camp	4	2	0	1.000
Greg Reid	4	4	1	.889
Aaron Acuff	0	1	0	1.000
KENTUCKY	1503	584	126	.943
OPPONENTS	1493	592	114	.948



Chad Bazzell did not allow an earned run in five innings last season.

GRAND SLAM: KENTUCKY (2) OPPONENTS (1)
Brooks 1, Jones 1

CATCHER'S INTERFERENCE:
KENTUCKY (1) OPPONENTS (3)
Young 1

LEFT ON BASE: KENTUCKY (416) OPPONENTS (479)

DOUBLE PLAYS: KENTUCKY (40) OPPONENTS (41)

WILD PITCHES: KENTUCKY (61) OPPONENTS (50)
Morse 6, Shadburne 3, Reed 7,
Whitney 8, Trumbo 6, Camp 4,
Acuff 4, Bowles 10, Reid 13

PASSED BALLS: KENTUCKY (11) OPPONENTS (14)
Hindersman 8, Young 3

1993 KENTUCKY STATISTICS

BATTING statistics


PLAYER	BA	G/GS	AB	R	H	2B	3B	HR	RBI	TB	SLG%	BB	HB	SO	OB%	SF	S	SB-SBA
Brad Hindersman	.366	62-61	235	44	86	15	2	9	56	132	.562	14	2	26	.403	2	0	
Todd Young	.345	16-6	29	12	10	0	0	1	7	13	.448	8	1	8	.487	1	2	2-3
Jeff Michael	.345	62-62	235	68	81	11	2	9	34	123	.523	40	5	34	.445	3	8	0-0
Eddie Brooks	.342	61-61	237	49	81	19	0	14	50	142	.599	26	6	51	.409	7	1	28-34
Chris Gonzalez	.341	60-60	208	48	71	13	1	10	43	116	.558	20	5	41	.407	3	1	11-18
Kevin Keown	.333	3-0	3	0	1	0	0	0	0	1	.333	0	0	0	.333	0	0	-1-2
Matt Bragga	.329	62-61	240	49	79	14	1	11	46	128	.533	24	0	31	.387	2	5	0-0
Chris Combs	.321	30-13	53	11	17	4	2	1	9	28	.528	8	1	9	.419	0	3	8-12
Andy McCord	.317	25-14	41	12	13	4	0	2	10	23	.561	5	1	5	.396	1	4	2-2
Billy Thompson	.280	55-54	193	50	54	10	4	5	29	87	.451	30	10	29	.404	1	2	2-3
Pookie Jones	.277	57-57	195	32	54	6	3	6	37	84	.431	28	1	70	.367	2	1	7-8
Paul Morse	.267	60-57	180	28	48	6	0	4	31	66	.367	28	3	44	.369	3	5	8-16
Jeff Abbott	.261	6-6	23	5	6	1	0	1	1	10	.435	3	0	4	.346	0	1	5-9
Darin Wilson	.250	8-0	8	2	2	0	0	1	1	5	.625	2	0	2	.400	0	0	-1-2
Tom Thamer	.227	53-33	119	20	27	5	1	2	17	40	.336	11	8	29	.333	0	6	0-0
Mark Etter	.200	23-5	23	10	5	1	0	2	7	12	.480	5	1	8	.355	0	0	4-6
Chad Estep	.150	26-10	40	2	6	0	0	0	3	6	.150	3	3	14	.261	0	1	1-1
Chad Imel	.111	11-0	9	2	1	0	0	1	4	4	.444	2	0	1	.273	0	0	2-3
Adam Shadburne	.087	21-5	23	1	2	0	0	0	0	2	.087	5	2	10	.300	0	0	0-0
Scott Smith	.000	20-16	2	0	0	0	0	0	0	0	.000	0	0	2	.000	0	0	0-0
KENTUCKY		62	2098	445	644	109	16	79	389	1022	.487	262	49	418	.397	25	40	82-119
Opponents		62	2064	318	543	111	15	43	289	813	.394	232	40	471	.352	17	23	46-79

PITCHING Statistics

PITCHER	ERA	W-L	G	GS	CG	SH	SV	IP	H	R	ER	BB	SO	2B	3B	HR	BF	AVG.	BK	HB
Billy Thompson	0.00	0-0	1	0	0	0	0	0	1.0	0	0	0	0	0	0	0	0	.000	0	0
Jason Jenkins	0.00	0-0	1	1	0	0	0	4.0	3	0	0	1	2	0	1	0	15	.200	0	0
Adam Shadburne	0.00	0-0	4	0	0	0	0	7.0	2	3	0	0	5	0	0	0	27	.077	0	0
Troy Trumbo	3.45	4-0	21	7	1	0	1	62.2	55	30	24	45	56	9	1	5	283	.238	0	2
Scott Smith	3.73	6-9	16	16	6	0	0	101.1	118	59	42	19	89	27	4	6	442	.293	0	9
Brian Reed	3.83	6-2	30	6	0	0	2	84.2	75	42	36	32	112	18	2	5	358	.240	0	11
Paul Morse	4.16	5-3	28	3	0	0	8	62.2	53	33	29	29	55	12	2	8	272	.226	0	2
Chad Bazzell	4.50	0-0	1	0	0	0	0	2.0	2	1	1	0	2	0	0	0	8	.250	0	0
Lorhn Frazier	4.86	8-4	25	13	4	0	4	103.2	122	65	56	33	70	21	3	11	463	.303	0	11
Matt Bowles	5.01	4-5	15	11	0	0	1	59.1	69	42	33	30	27	16	2	3	271	.291	0	2
Greg Reid	6.93	5-0	16	5	0	0	1	50.2	44	43	39	43	53	8	0	5	241	.232	1	3
KENTUCKY	4.34	38-23	158	62	11	2	17	539.0	543	318	260	232	471	111	15	43	2383	.263	1	40
Opponents	6.54	23-38	62	8	1	10	526.2	644	445	383	262	471	109	16	79	2481	.307	2	47	

FIELDING Statistics

PLAYER	PO	A	E	FLD%
Brad Hindersman	93	12	2	.981
Todd Young	60	8	1	.986
Jeff Michael	103	205	27	.919
Eddie Brooks	142	158	16	.949
Chris Gonzalez	23	82	17	.861
Kevin Keown	0	0	0	.000
Matt Bragga	107	7	2	.983
Chris Combs	25	1	0	1.000
Andy McCord	24	2	0	1.000
Billy Thompson	406	59	6	.987
Pookie Jones	79	7	2	.977
Paul Morse	385	40	2	.995
Jeff Abbott	8	1	0	1.000
Darin Wilson	3	5	2	.800
Tom Thamer	79	1	0	1.000
Mark Etter	3	5	4	.667
Chad Estep	27	2	2	.935
Chad Imel	12	2	1	.933
Adam Shadburne	1	3	2	.667
Scott Smith	8	15	1	.958
Jason Jenkins	0	2	0	1.000
Troy Trumbo	7	12	2	.905
Brian Reed	9	9	3	.857
Chad Bazzell	0	1	0	1.000
Lorhn Frazier	8	37	1	.978
Matt Bowles	3	16	3	.864
Greg Reid	2	6	1	.889
KENTUCKY	1617	698	97	.960
Opponents	1580	674	86	.963



Chris Gonzalez had an impressive rookie debut last season, hitting .341 and being selected to the Freshman All-America Team.

0.92

BATTING statistics

PLAYER	BA	G/GS	AB	R	H	RBI	2B	3B	HR	SB/SBA	SB%	SO	BB	HBP	S/SF	TB/SLUG%	ON BASE	PCT%	GWH
Scott Smith	1.000	1/0	1	1	1	0	0	0	0	0/0	.000	0	0	0	0/0	1/1.000	1/1	1.000	0
Greg Hewitt	.571	5/0	7	4	4	5	2	0	0	0/0	.000	3	1	1	0/0	5/8.57	6/9	.667	0
Jeff Abbott	.376	54/54	210	70	79	49	18	2	13	6/7	.857	23	40	6	0/3	140/667	137/257	.533	4
Brad Hindersman	.347	51/41	173	35	60	44	19	0	6	0/0	.000	15	14	0	3/1	97/561	79/192	.411	2
Jan Weisberg	.335	54/53	197	45	66	57	11	1	12	1/3	.333	36	31	0	3/3	115/584	106/234	.453	5
Jeff Norman	.333	51/43	168	33	56	43	17	1	8	0/1	.000	28	24	5	1/2	99/589	93/199	.467	2
Jeff Michael	.319	55/55	191	49	61	22	9	0	3	11/16	.688	26	32	3	6/5	79/414	100/238	.420	0
Matt Bragga	.306	23/8	36	5	11	3	1	0	0	1/2	.500	7	6	0	1/0	12/333	17/43	.395	0
Greg Mercer	.295	53/50	173	28	51	35	7	1	5	2/4	.500	31	24	2	0/3	75/434	87/202	.431	4
Pookie Jones	.283	33/25	92	20	26	24	6	0	8	1/1	1.000	35	15	0	0/2	56/609	42/109	.385	3
Tom Thaemert	.280	15/12	50	8	14	6	2	0	0	1/2	.500	11	9	1	0/1	16/320	24/59	.407	1
Billy Thompson	.274	55/55	186	53	51	31	11	0	6	6/7	.857	44	41	10	1/5	80/430	109/242	.450	1
Max Reitz	.259	56/54	185	42	48	21	8	3	2	8/9	.889	33	42	5	5/1	68/368	98/239	.410	1
Paul Corum	.250	24/4	24	5	6	2	2	0	0	1/1	1.000	7	4	0	0/0	8/333	12/28	.429	0
Roger Ward	.239	46/31	134	18	32	21	3	2	1	5/6	.833	23	16	2	2/1	42/313	61/155	.391	2
Eddie Brooks	.237	29/17	59	13	14	14	2	0	4	0/1	.000	21	12	2	1/2	28/475	34/75	.453	1
Mark Etter	.182	13/1	11	5	2	1	0	0	0	0/0	.000	4	0	0	0/0	2/182	4/11	.364	0
Chad Estep	.125	29/7	24	5	3	3	0	0	0	2/3	.667	11	2	0	2/0	3/125	8/28	.286	0
Steve Casey	.000	2/0	2	0	0	0	0	0	0	0/0	.000	1	0	0	0/0	0/000	1/2	.500	0
Shawn Wiglesworth	.000	5/0	6	1	0	0	0	0	0	0/0	.000	3	2	0	0/0	0/000	2/8	.250	0
KENTUCKY	.303	56/56	1929	440	585	381	118	10	68	45/53	.714	362	315	37	25/29	927/4481	1021/2332	.438	26
Opponent Totals	.285	56/56	1900	344	541	297	105	13	47	53/76	.697	416	219	37	40/19	813/428	880/2198	.400	17

PITCHING statistics

PITCHER	ERA	G/GS	W	L	PCT	SAVE	CG	SHTOUT	IP	R	H	ER	SO	BB	IBB	HB	WP	BK	2B	3B	HR	TB/SLUG%	
Mark Thompson	3.09	14/12	8	4	.667	0	4	0	90.3	42	89	31	77	39	0	8	8	1	16	0	8	129/	.350
Lorhn Frazier	3.47	29/3	6	1	.750	7	0	0	49.3	27	52	19	47	18	1	5	3	2	13	0	3	74/	.347
Matt Fisher	3.94	20/1	4	2	.667	1	0	0	29.7	17	33	13	21	14	0	1	4	0	5	1	3	49/	.371
Steve Zongor	4.86	18/2	0	0	.000	1	0	0	33.3	25	36	18	37	15	0	2	6	0	6	0	3	51/	.345
Brian Reed	5.23	7/0	1	0	1.000	0	0	0	10.3	10	15	6	11	7	0	0	0	1	2	3	29/	.617	
Rodney Henderson	5.40	21/13	5	7	.455	0	1	0	81.7	56	88	49	81	36	0	8	10	0	21	1	6	129/	.356
Scott Smith	5.70	19/13	5	4	.556	0	1	0	90.0	72	104	57	73	37	1	8	5	0	16	6	12	168/	.426
Matt Bowles	6.06	11/5	0	3	.000	1	0	0	35.7	27	44	24	15	14	0	1	3	0	6	0	6	65/	.411
Tom Froning	6.20	15/1	1	0	1.000	0	0	0	20.3	23	31	14	21	8	0	1	5	0	5	0	3	45/	.437
Jason Jenkins	6.75	8/6	3	2	.600	0	0	0	30.7	29	28	23	24	26	0	1	8	0	9	2	0	41/	.295
Thad Elmore	7.27	6/0	0	0	.000	0	0	0	8.7	9	11	7	7	4	0	1	1	0	4	1	1	20/	.465
Steve Casey	9.00	3/0	0	0	.000	0	0	0	3.0	7	10	3	2	1	0	1	0	0	3	0	0	13/	.591
KENTUCKY	4.92	56/56	33	23	.589	10	6	0	483.0	344	541	264	416	219	2	37	53	4	105	13	47	813	.382
Opponent Totals	6.89	56/56	23	33	.411	4	7	2	474.0	440	585	363	362	315	15	37	29	3	118	10	68	927	.448

SCORE BY

INNINGS	1	2	3	4	5	6	7	8	9	EXTRA	TOTAL	DOUBLE PLAYS	LEFT ON BASE
KENTUCKY	71	23	42	47	51	50	67	47	35	8	441	39	487
Opponent Totals	31	17	55	45	33	51	44	34	29	2	341	45	432

OVERALL TEAM RECORD

Southeastern 33-23-0
10-14-0

CUMULATIVE ATTENDANCE

HOME 46914

AWAY 20514

TOTAL AVERAGE ATTENDANCE 26400

HOME AVERAGE 838

AWAY AVERAGE 733

943



Brad Hindersman, junior designated hitter, is greeted by the Kentucky dugout after connecting for one of his six home runs last season.

FIELDING Statistics

PLAYER	PO	A	E	DP	FLD%
Scott Smith	9	17	4	0	.867
Greg Hewitt	4	2	1	0	.857
Jeff Abbott	126	1	3	0	.977
Brad Hindersman	29	0	2	0	.935
Jan Weisberg	324	36	2	15	.994
Jeff Norman	174	35	7	10	.968
Jeff Michael	64	139	19	24	.914
Matt Bragga	17	1	0	0	1.000
Greg Mercer	64	1	1	0	.985
Pookie Jones	18	0	2	0	.900
Tom Thaemert	23	0	0	0	1.000
Billy Thompson	406	48	8	2	.983
Max Reitz	118	142	14	27	.949
Paul Corum	13	2	1	0	.938
Roger Ward	30	62	13	6	.876
Eddie Brooks	3	25	7	1	.800
Mark Etter	1	2	3	0	.500
Chad Estep	12	0	0	0	1.000
Lorhn Frazier	6	12	2	0	.900
Matt Bowles	3	6	1	0	.900
Jason Jenkins	1	5	5	0	.545
Matt Fisher	2	6	2	0	.800
Rodney Henderson	6	11	1	0	.944
Steve Casey	0	0	0	0	.000
Shawn Wiglesworth	1	0	0	0	1.000
Mark Thompson	13	18	2	0	.939
Steve Zongor	2	1	1	0	.750
Thad Elmore	1	1	0	0	1.000
Tom Froning	1	4	1	0	.833
Brian Reed	0	3	0	0	1.000
KENTUCKY	1471	580	102	39	.953
Opponent Totals	1419	553	93	45	.955

1991 STATISTICS

BATTING

PLAYER	BA	G/GS	AB	R	H	RBI	2B	3B	HR	SB/SBA	SB%	SO	BB	HBP	S/SF	TB/SLUG%	ON BASE	PCT.	GWH	HSTK
Al Lardo	.500	4/0	2	1	1	0	0	0	0	0/1	.000	0	0	0	0/0	11.500	1/2	.500	0	0
Mike Harris	.389	60/59	239	70	93	61	11	5	20	19/22	.864	30	40	2	1/0	1741.728	145/282	.514	3	6
Steve Phillips	.357	55/52	185	42	66	49	16	3	9	6/7	.857	54	31	1	1/3	1151.622	113/224	.504	2	1
Chris Tew	.333	12/4	21	1	7	3	3	0	0	0/0	.000	3	3	0	0/0	101.476	10/24	.417	0	0
Rick Norton	.329	61/61	231	57	76	72	14	2	20	2/4	.500	45	34	4	0/4	1541.667	123/270	.456	3	1
Billy Thompson	.322	54/52	208	40	67	34	13	2	5	9/10	.900	51	16	2	4/1	991.476	94/228	.412	0	2
Paul Corum	.317	49/26	101	34	62	15	6	0	4	4/4	1.000	27	21	2	5/0	501.495	58/129	.450	5	0
Manny Cervantes	.311	59/59	212	49	66	47	14	1	8	2/2	1.000	27	44	2	2/5	1061.500	121/265	.457	1	3
Jeff Abbott	.304	51/42	148	39	45	16	8	0	0	1/2	.500	19	42	2	3/1	531.358	100/194	.515	1	2
Steve Clark	.268	47/35	127	18	34	18	11	0	3	1/1	1.000	24	10	1	5/2	541.425	58/144	.403	0	0
Greg Mercer	.265	41/28	102	15	27	20	7	1	4	0/1	.000	29	13	0	0/2	481.471	49/116	.422	1	0
Jan Weisberg	.257	38/31	113	26	29	21	5	1	6	1/1	1.000	22	19	2	0/1	541.478	60/135	.444	0	1
Max Reitz	.230	42/33	113	19	26	13	6	0	2	0/0	.000	2	2	0	0/0	381.336	49/134	.366	1	0
Brad Hinderaman	.214	14/1	14	2	3	2	0	0	0	5/5	1.000	36	21	4	6/5	541.338	61/16	.375	0	0
Jeff Michael	.213	55/53	160	32	34	17	6	1	4	0/0	.000	2	2	0	0/0	31.214	68/193	.352	1	1
Steve Casey	.154	10/2	13	1	2	3	1	0	0	1/1	1.000	15	12	3	1/0	31.231	3/15	.200	0	0
Blake Feeney	.146	28/11	41	8	6	4	1	0	1	1/1	1.000	15	12	3	1/0	101.244	23/56	.411	0	0
Mark Eter	.111	9/1	9	3	1	0	0	0	0	1/1	.000	2	2	0	1/0	11.111	4/12	.333	0	0
Mark Bragga	.111	7/1	9	2	1	1	0	0	0	1/1	1.000	3	2	0	0/0	11.111	3/11	.273	0	0
Junior Braddy	.000	2/0	2	0	0	0	0	0	0	0/0	.000	1	0	0	0/0	01.000	0/2	.000	0	0
UK	.300	61/61	2050	459	616	396	122	16	86	52/64	.813	415	333	25	31/25	19881.501	1488/2452	.414	18	—
Opponent Totals	.262	61/61	1945	335	510	275	94	15	47	34/64	.531	446	295	38	22/17	7751.398	957/2314	.414	16	—

974/2433 .406

PITCHING

PLAYER	ERA	G/GS	W	L	PCT	SAVE	CG	SHTOUT	IP	R	H	ER	SO	BB	HBP	HB	WP	BK	2B	3B	HR	TB/SLUG%	AB/BAVG.
Brian Reed	1.80	12/0	1	0	1.000	3	0	0	20.0	4	7	4	35	10	0	1	0	0	2	0	1	12/185	651.108
Man Fisher	2.86	20/0	3	0	1.000	2	0	0	34.7	13	30	11	30	21	1	1	0	0	7	1	1	421.326	1291.233
Scott Smith	3.46	21/15	8	4	.667	0	5	1	96.3	50	100	37	56	42	0	6	3	1	14	4	8	1461.400	3651.274
Tajohn Frazier	3.66	26/3	7	2	.778	3	0	0	59.0	30	56	24	56	26	1	4	0	1	8	0	9	911.419	2171.258
Mark Thompson	4.23	18/11	4	5	.444	2	3	0	78.7	49	74	37	74	30	0	9	4	0	10	2	7	371.336	3021.245
Brad Elmore	4.76	16/0	3	1	.750	1	0	0	28.3	21	26	15	21	17	0	4	2	1	4	2	1	1091.361	3021.245
Billy Vanlandingham	5.36	11/9	4	2	.667	0	0	0	43.7	31	33	26	42	45	3	2	8	0	7	1	2	371.336	101.236
Ryan Gibson	5.94	11/6	4	2	.667	1	0	0	36.3	25	43	24	30	24	0	3	2	0	13	2	5	481.306	1571.210
Tom Froning	6.12	9/4	2	1	.667	0	0	0	25.0	20	34	17	21	9	0	0	1	1	7	0	3	751.521	1441.299
Johnny Henderson	6.67	22/12	5	3	.625	2	1	0	85.0	78	94	63	75	63	0	7	2	20	3	10	501.505	991.343	
John Kortzewa	13.50	3/0	0	0	.000	0	0	0	4.0	6	9	6	4	2	0	0	0	0	2	0	0	1501.456	3291.286
Marvin Robinson	27.00	4/1	0	0	.000	0	0	0	2.7	8	4	8	2	6	0	0	0	2	0	0	0	111.550	201.450
UK	4.77	61/61	41	20	.672	14	9	1	513.7	335	510	272	446	295	5	37	28	6	94	15	47	7751.398	19471.262
Opponent Totals	6.66	61/61	20	41	.328	4	9	1	501.3	459	616	371	415	333	9	25	47	3	122	16	86	10281.501	20501.300

FIELDING

PLAYER	PO	A	E	DP	FLD%
Al Lardo	0	0	0	0	.000
Mike Harris	456	42	6	51	.988
Steve Phillips	52	1	2	0	.964
Chris Tew	0	0	0	0	.000
Rick Norton	38	101	18	10	.885
Billy Thompson	294	32	5	2	.985
Paul Corum	43	1	2	1	.957
Manny Cervantes	107	10	3	9	.975
Jeff Abbott	80	4	1	0	.988
Steve Clark	61	107	5	26	.971
Greg Mercer	38	1	4	0	.907
Jan Weisberg	132	18	3	1	.980
Max Reitz	75	88	9	28	.948
Brad Hinderaman	12	0	0	0	1.000
Jeff Michael	95	125	17	43	.928
Steve Casey	4	2	1	0	.857
Blake Feeney	10	3	2	1	.867
Mark Eter	2	3	1	1	.833
Mark Bragga	0	0	0	0	.000
Junior Braddy	3	7	0	0	1.000
UK	0	8	0	0	1.000
Opponent Totals	0	0	0	0	1.000
UK	1	9	0	0	1.000
Opponent Totals	2	5	0	0	1.000
UK	5	11	1	0	.941
Opponent Totals	2	2	0	0	1.000
UK	0	0	0	0	.000
Opponent Totals	0	0	0	0	.000
UK	5	6	0	0	1.000
Opponent Totals	4	12	3	0	.842
UK	0	1	0	0	1.000
Opponent Totals	1524	610	83	71	.963
UK	1505	566	122	47	.944

SCORE BY INNINGS	1	2	3	4	5	6	7	8	9	EXTRA	TOTAL	DOUPLE PLAYS	LEFT ON BASE
UK	50	49	68	57	59	46	57	54	17	2	459	71	503
Opponent Totals	39	27	56	49	36	26	49	25	26	2	335	47	446

OVERALL TEAM RECORD	41-20-0	CUMULATIVE ATTENDANCE	360001	TOTAL AVERAGE ATTENDANCE	590
Southeastern	13-12-0	HOME	15473	HOME AVERAGE	524
Savannah Shootout	3- 0-0	AWAY	20528	AWAY AVERAGE	642
Claude Smith	2- 0-0				

1990 Stats

1990 STATISTICS

BATTING


PLAYER	BA	G/GS	AB	R	H	RBI	2B	3B	HR	SB/SBA	SB%	SO	BB	HBP	S/SF	TB/SLUG%	ON BASE	OB%	GWH	HST
R. Henderson	.500	4/0	4	1	2	2	0	0	0	1/1	1.000	1	1	0	0/0	2/500	4/5	.800	0	0
Bob Rouse	.500	4/0	2	1	1	1	0	0	0	0/0	.000	0	0	0	0/0	1/500	1/2	.500	0	1
Mike Harris	.371	51/49	175	54	65	36	11	4	5	16/18	.889	18	32	1	1/3	99/556	105/213	.493	4	2
Blake Feeney	.306	51/41	121	28	37	14	6	0	1	3/3	1.000	32	33	1	3/0	46/380	82/159	.516	0	8
Rick Norton	.302	55/54	199	38	60	42	11	5	5	8/13	.615	48	30	0	0/4	96/482	101/233	.433	3	2
V. Castaldo	.293	49/49	167	40	49	48	11	2	8	9/11	.818	33	36	1	0/4	88/527	-98/210	.467	4	5
Brandy Wilson	.278	55/54	194	34	54	16	10	1	0	10/12	.833	27	14	1	4/0	66/340	87/212	.410	2	2
A. Morrow	.276	54/53	199	44	55	26	4	2	2	35/39	.897	33	32	10	5/2	69/347	106/248	.427	2	1
Darin Rieman	.270	48/48	174	33	47	45	11	3	8	3/5	.600	32	25	2	0/3	88/506	83/205	.405	6	0
Keith Conrad	.255	44/40	137	13	35	25	6	0	3	0/2	.000	23	16	2	1/1	50/365	61/157	.389	2	1
B. Thompson	.236	34/23	89	12	21	8	5	0	0	0/2	.000	20	7	0	1/1	26/292	38/98	.388	2	2
Steve Casey	.215	39/18	79	9	17	8	2	0	1	0/0	.000	18	8	0	1/2	22/278	32/90	.356	0	1
Jeff Michael	.212	33/19	66	7	14	9	1	0	0	0/1	.000	18	7	0	3/3	15/227	24/78	.308	0	1
Paul Corum	.171	24/11	41	5	7	4	1	0	0	1/1	1.000	17	4	0	3/0	8/195	10/47	.213	1	0
Al Lardo	.140	17/15	50	6	7	5	1	0	0	2/3	.667	17	7	1	2/0	8/160	20/60	.333	0	0
Jeff Norman	.063	11/2	16	1	1	0	0	0	0	0/0	.000	4	1	2	0/0	1/063	4/19	.211	0	0
Kentucky	.271	56/56	1821	338	494	302	86	17	33	88/111	.793	361	259	23	26/23	713/392	896/2153	.416	26	0
Opponent	.271	56/56	1835	309	498	264	102	13	20	51/71	.718	360	220	38	25/18	686/374	884/2114	.418	28	-

PITCHING

PLAYER	ERA	G/GS	W	L	PCT	SAVE	CG	SHO	IP	R	H	ER	SO	BB	IBB	HB	WP	BK	2B	3B	HR	TB/SLUG%	AB/AVG.	
Jeff Griswold	0.00	3/0	0	0	.000	0	0	0	4.0	0	3	0	2	1	0	0	0	0	0	0	0	0	3/250	12/250
Rod Bolton	2.90	20/14	8	7	.533	2	8	2	111.7	51	101	36	121	36	0	8	10	0	15	4	4	4	136/311	437/231
Lorhn Frazier	3.23	24/0	2	2	.500	1	0	0	39.0	19	42	14	29	10	0	1	2	1	11	0	1	1	56/376	149/282
Matt Fisher	3.52	15/0	0	2	.000	1	0	0	15.3	13	20	6	10	15	4	0	3	0	3	1	0	0	25/362	69/290
Mark Thompson	3.99	14/2	2	1	.667	0	0	0	29.3	19	32	13	20	14	0	2	6	0	7	2	0	0	43/387	111/288
Adrian Adkins	4.32	9/3	2	0	1.000	0	0	0	16.7	9	15	8	15	14	0	4	1	0	2	1	1	1	22/379	58/259
Scott Smith	5.08	17/5	3	2	.600	0	1	1	56.7	36	69	32	24	10	0	4	2	1	18	3	5	108/452	239/289	
R. Henderson	5.20	14/10	5	4	.556	1	2	0	55.3	37	58	32	38	36	1	4	2	0	14	1	4	86/404	213/272	
Larry Luebbers	5.72	18/14	4	8	.333	0	1	1	72.3	53	83	46	42	31	0	4	4	0	16	0	3	108/378	286/290	
Thad Elmore	6.26	11/1	1	0	1.000	0	0	0	23.0	19	26	16	14	9	0	3	2	0	7	0	1	36/391	92/283	
Tom Robeson	7.88	7/0	0	0	.000	0	0	0	8.0	11	15	7	10	3	0	0	2	0	4	0	0	0	19/487	39/385
Tom Froning	8.22	4/2	0	1	.000	0	0	0	7.7	7	6	7	4	8	0	2	0	1	1	0	0	0	7/269	26/231
Steve Zonger	10.24	7/2	0	1	.000	0	0	0	9.7	11	15	11	11	8	0	2	1	1	3	1	1	1	23/561	41/3666
VanLandingham	10.26	7/3	0	1	.000	0	0	0	16.7	20	13	19	19	19	0	3	10	0	1	0	0	0	14/230	61/213
Kris Nuss	54.00	2/0	0	0	.000	0	0	0	0.7	4	0	4	0	6	0	1	1	0	0	0	0	0	0/000	2/000
Kentucky	4.83	56/56	27	29	.482	5	12	4	466.0	309	498	250	359	220	5	38	46	4	102	13	20	686/374	1835/271	
Opponent	5.08	56/56	29	27	.518	4	10	5	462.0	338	494	261	361	259	5	23	45	7	86	17	33	713/392	1821/271	

FIELDING

PLAYER	PO	A	E	DP	FLD%
Rodney Henderson	4	12	0	0	1.000
Bob Rouse	0	0	0	0	.000
Mike Harris	307	29	5	28	.985
Blake Feeney	58	3	2	0	.968
Rick Norton	120	9	2	1	.985
Vine Castaldo	32	112	16	14	.900
Brandy Wilson	74	99	25	14	.874
Anthony Morrow	106	5	4	1	.965
Darin Rieman	77	146	7	30	.970
Keith Conrad	190	12	4	0	.981
Billy Thompson	117	20	6	0	.958
Steve Casey	24	24	5	4	.906
Jeff Michael	36	66	8	14	.927
Steve Clark	169	26	3	15	.985
Paul Corum	10	0	0	0	1.000
Al Lardo	13	0	0	0	1.000
Jeff Norman	21	5	0	1	1.000
Larry Luebbers	5	26	1	0	.969
Tom Froning	1	0	0	0	1.000
Lorhn Frazier	1	11	2	0	.857
Adrian Adkins	1	0	0	0	1.000
Jeff Griswold	0	0	0	0	.000
Kris Nuss	1	0	0	0	1.000
Thad Elmore	1	7	0	0	1.000
Tom Robeson	3	1	0	0	1.000
Rod Bolton	5	14	1	0	.950
Scott Smith	8	10	1	0	.947
Matt Fisher	2	2	1	0	.800
Mark Thompson	4	6	0	0	1.000
Billy VanLandingham	1	2	0	0	1.000
Steve Zonger	0	1	0	0	1.000
Kentucky	1391	648	93	48	.956
Opponent	1386	609	112	42	.947



1989 UNIVERSITY OF KENTUCKY FINAL STATS

(54 GAMES -- OVERALL RECORD: 28-25-1)

Batting Statistics

Player	BA	G/GS	AB	R	H	RBI	2B	3B	HR	SB/SBA	SB%	BB	SO	HBP	S/SF	TB/SLUG%	ON BASE	PCT. GWH	
Doug Pelfrey	.500	2/0	2	0	1	0	0	0	0	0/0	.000	0	0	0	0/0	1/500	1/2	.500	0
Todd Allen	.474	6/4	19	3	9	7	2	0	0	1/1	1.000	2	5	0	0/0	11/579	11/21	.524	1
Mark Blythe	.346	53/53	205	47	71	47	15	1	15	6/7	.857	24	17	0	2/1	133/649	94/229	.410	2
Al Lardo	.340	20/10	50	11	17	8	5	0	0	0/2	.000	2	14	1	1/0	22/440	21/54	.389	0
Mike Harris	.327	53/52	171	34	56	36	14	1	5	1/5	.200	34	33	5	3/1	87/509	95/211	.450	0
Roger Gum	.311	52/52	212	40	66	30	6	1	1	12/20	.600	24	26	1	5/2	77/363	91/239	.381	1
Rick Norton	.311	49/43	148	40	46	33	13	2	5	2/3	.667	30	38	1	2/4	78/527	77/183	.421	4
Sam Taylor	.310	45/45	168	28	52	31	8	0	8	7/11	.636	20	14	2	3/4	84/500	73/193	.378	1
Billy White	.273	45/45	165	43	45	29	11	0	8	12/18	.667	30	31	3	1/3	80/485	78/201	.388	4
Keith Conrad	.270	44/41	126	25	34	23	4	1	2	0/1	.000	21	31	3	2/1	46/365	59/152	.388	2
Anthony Morrow	.270	52/46	178	33	48	17	6	1	0	12/15	.800	17	28	1	3/2	56/315	66/198	.333	2
Steve Clark	.269	14/6	26	5	7	4	0	0	1	0/0	.000	0	4	0	0/0	10/385	7/26	.269	0
Darin Rieman	.253	54/51	178	29	45	28	9	0	3	1/2	.500	34	45	3	1/2	63/354	82/217	.378	5
Jim Dill	.243	19/10	37	1	9	5	2	0	0	0/0	.000	5	10	0	0/0	11/297	14/42	.333	0
Brandy Wilson	.231	21/11	52	11	12	13	1	0	0	3/3	1.000	5	8	0	1/1	13/250	17/58	.293	1
John Hampton	.211	27/16	71	13	15	7	3	0	2	1/1	1.000	6	17	0	0/0	24/338	21/77	.273	1
Joe Welch	.167	13/1	12	4	2	2	0	0	1	0/0	.000	3	5	0	0/0	5/417	5/15	.333	0
David Phelps	.000	1/0	1	0	0	0	0	0	0	0/0	.000	0	0	0	0/0	0/1000	0/1	.000	0
KENTUCKY	.294	54/54	1821	367	535	320	99	7	51	58/89	.652	257	326	20	24/21	801/440	812/2119	.383	24
Opponent Totals	.300	54/54	1816	380	545	343	111	8	58	48/77	.623	293	359	43	21/21	846/466	881/2173	.405	23

Pitching Statistics

Pitcher	ERA	G/GS	W	L	PCT.	SAVE	CG	ShO	IP	H	R	ER	BB	IBB	SO	HB	WP	BK	2B	3B	HR	TB/SLUG%	AB/BAVG.
Scotty Sutton	4.32	3/1	1	0	1.000	0	0	0	8.3	8	6	4	1	0	7	0	0	0	0	0	2	14/412	34/235
Tom Deller	4.55	18/6	3	6	.333	4	2	0	61.3	57	39	31	44	0	53	4	4	0	10	1	4	81/345	235/243
Thad Elmore	5.03	14/1	1	0	1.000	0	0	0	34.0	35	19	19	18	0	29	2	5	0	7	1	3	53/411	129/271
Larry Luebbers	5.48	11/8	5	0	1.000	0	1	1	47.7	66	34	29	19	0	32	4	1	0	14	3	5	101/498	203/325
Rod Bolton	5.48	16/11	6	5	.545	1	6	0	87.0	97	57	53	38	1	85	6	7	0	21	0	7	139/402	346/280
Billy Vanlandingham	6.56	10/4	1	2	.333	0	0	0	35.7	39	31	26	21	0	33	2	6	0	9	0	6	66/475	139/281
Steve Zongor	7.66	13/0	1	0	1.000	1	0	0	24.7	27	23	21	27	0	27	3	7	1	6	1	3	44/468	94/287
Matthew Coleman	7.71	17/14	6	7	.462	0	2	0	77.0	104	74	66	53	1	34	13	9	0	17	0	17	172/546	315/330
Bruce Wise	8.67	15/0	0	0	.000	2	0	0	27.0	39	30	26	22	0	24	1	6	0	10	1	1	54/478	113/345
Roy Bailey	8.79	14/4	4	2	.667	0	0	0	43.0	53	45	42	32	0	29	6	6	1	12	0	8	89/530	168/315
Tom Robeson	18.00	1/0	0	0	.000	0	0	0	1.0	4	2	2	0	0	2	0	0	0	1	0	0	5/714	7/571
Kris Nuss	20.52	5/5	0	3	.000	0	0	0	8.3	16	20	19	18	0	4	2	4	0	4	1	2	28/848	33/485
KENTUCKY	6.69	54/54	28	25	.528	8	11	1	455.0	545	380	338	293	2	359	43	55	2	111	8	58	846/466	1816/300
Opponent Totals	5.88	54/54	25	28	.472	8	7	1	454.7	535	367	297	257	1	326	20	55	8	99	7	51	801/440	1821/294

Fielding Statistics

Player	PO	A	E	DP	Pct
Doug Pelfrey, OF	2	0	0	0	1.000
Todd Allen, 1B	40	4	1	4	.978
Mark Blythe, OF	83	4	2	2	.978
Al Lardo, OF	13	1	1	0	.933
Mike Harris, 1B	418	36	7	58	.985
Roger Gum, 2B-SS	106	154	9	51	.967
Rick Norton, C	163	15	2	2	.989
Sam Taylor, OF	78	5	4	4	.954
Billy White, SS	57	156	12	36	.947
Keith Conrad, C	180	25	3	4	.986
Anthony Morrow, OF	91	3	2	0	.979
Steve Clark, 3B	4	11	2	2	.882
Darin Rieman, 3B	32	92	13	8	.905
Jim Dill, 1B	2	0	0	0	1.000
Brandy Wilson, SS	15	44	5	12	.922
John Hampton, OF	15	0	2	0	.882
Joe Welch, C	36	3	0	0	1.000
Matthew Coleman, P	5	15	1	0	.952
Tom Robeson, P	0	1	0	0	1.000
Tom Deller, P	4	13	1	0	.944
Bruce Wise, P	1	5	0	0	1.000
David Phelps, C-OF	0	0	0	0	.000
Roy Bailey, P	1	6	1	0	.875
Steve Zongor, P	1	4	1	0	.833
Thad Elmore, P	2	11	0	0	1.000
Scotty Sutton, P	0	0	0	0	.000
Larry Luebbers, P	9	12	4	0	.840
Rod Bolton, P	6	10	2	0	.889
B. Vanlandingham, P	0	5	3	0	.625
Kris Nuss, P	1	5	2	0	.750
KENTUCKY	1365	640	80	67	.962
Opponent Totals	1354	621	91	47	.956

1988 SEASON IN REVIEW

1988 UNIVERSITY OF KENTUCKY FINAL STATS
(63 GAMES -- OVERALL RECORD: 38-25)

Batting Statistics

Player	SA	G	AB	R	H	RBI	2B	3B	HR	SB/SBA	BB	SO	HBP	S/SF	Slug.	O.S.	Pct.	DW
McDonald	1,000	1/0	1	1	1	0	0	0	0/0	0	0	0	0	0/0	1,000	1,000	0	0
Weich	.500	4/0	4	1	2	3	0	0	1	0/0	1	1	0	0/0	1,250	.600	0	0
Dill	.375	7/0	8	1	3	2	0	0	0	0/0	1	0	0	0/0	.375	.444	0	0
Castaldo	.363	63/63	237	54	86	57	27	2	4	19/26	45	33	3	1/1	.544	.469	5	5
Norton	.357	16/6	42	9	15	8	4	0	0	0/1	2	9	0	0/0	.452	.386	1	1
Hampton	.351	28/20	74	20	26	12	3	0	0	6/7	15	23	0	0/0	.392	.461	0	0
Taylor	.349	60/58	229	49	80	51	12	0	10	11/12	25	19	1	4/4	.533	.409	4	4
White	.337	63/63	243	74	82	31	17	1	4	21/28	44	36	3	1/2	.465	.447	3	3
Buchanan	.331	57/52	178	40	59	47	10	0	7	6/7	40	25	1	2/2	.506	.452	4	4
Ray	.318	18/12	44	7	14	6	0	1	1	0/1	7	12	0	0/2	.432	.396	1	1
Marshall	.314	60/60	220	42	69	38	16	0	7	0/1	32	36	0	2/4	.462	.395	2	2
Estep	.313	59/58	208	52	65	43	9	5	13	12/17	32	67	10	2/0	.591	.428	0	0
Olinick	.302	43/34	129	29	39	24	6	1	4	5/6	18	19	0	1/1	.457	.385	0	0
Blythe	.290	57/55	200	44	58	51	8	0	12	3/6	14	20	4	5/7	.510	.339	7	7
Rieman	.287	60/59	216	40	62	42	18	1	8	4/5	39	44	2	0/3	.491	.396	6	6
Gum	.240	38/25	104	16	25	11	2	0	1	5/5	11	16	0	4/1	.288	.310	0	0
Pruitt	.167	18/0	6	3	1	0	0	0	0	1/1	1	0	0	0/0	.167	.286	0	0
Voit	.000	2/0	0	0	0	0	0	0	0	0/0	0	0	0	0/0	.000	.000	0	0
Hudson	.000	2/0	0	0	0	0	0	0	0	0/0	0	0	0	0/0	.000	.000	0	0
Kentucky	.321	63/63	2143	482	687	427	132	11	72	93/123	327	360	24	22/27	.493	.412	33	33
Opponents	.273	63/63	2022	367	552	316	103	5	49	64/84	308	375	43	22/13	.402	.378	20	20

Pitching Statistics

Pitcher	ERA	W-L	G/GS	CG	Sho	Sv	IP	H	R	ER	BB	SO	HB	WP	BK
Voit	2.48	8-2	34/0	0	0	7	65.1	48	20	18	27	66	6	4	0
Wise	3.86	0-1	6/0	0	0	0	11.2	11	9	5	5	12	3	3	0
Law	4.23	4-0	10/5	0	0	0	38.1	33	23	18	14	22	4	5	0
Coleman	4.43	3-4	9/9	1	0	0	44.2	43	25	22	23	16	0	0	1
Deller	4.72	5-3	18/13	2	0	0	74.1	77	53	39	50	57	8	7	1
Hudson	5.16	4-4	28/0	0	0	0	66.1	71	43	38	39	73	10	6	0
Sutton	5.38	8-3	18/16	5	1	0	95.1	100	65	57	61	46	9	10	3
Tyra	6.58	3-5	15/14	1	0	0	52.0	74	50	38	40	28	2	8	0
Bailey	7.17	2-1	12/4	0	0	1	37.2	48	35	30	19	22	1	7	0
Olstun	11.32	1-1	10/1	0	0	0	20.2	35	27	26	19	21	0	2	0
Dixon	14.90	0-1	6/1	0	0	0	9.2	12	17	16	11	12	0	3	0
Kentucky	5.35	38-25	63/63	9	1	8	516.0	552	367	307	308	375	43	55	5
Opponents	6.84	25-38	63/63	9	2	9	510.2	667	482	388	327	360	24	65	8

Fielding Statistics

Player	PO	A	E	DP	Pct.
Norton, C	29	3	0	0	1.000
Hudson, P-OF	4	13	0	0	1.000
Sutton, P	6	10	0	0	1.000
Voit, P-OF	3	12	0	0	1.000
Deller, P	1	11	0	0	1.000
Welch, C	9	0	0	0	1.000
Bailey, P	1	6	0	0	1.000
Wise, P	0	4	0	0	1.000
Dixon, P	0	1	0	0	1.000
Olstun, P	1	0	0	0	1.000
Buchanan, C	309	36	5	5	.986
Marshall, 1B	514	34	8	65	.986
Blythe, OF	87	3	3	1	.968
Estep, OF	114	9	5	2	.961
Taylor, OF-1B	107	2	5	2	.956
Castaldo, 2-3B	97	157	14	37	.948
Dill, 1B	18	0	1	1	.947
Tyra, P	5	13	1	0	.947
White, 5B	88	210	19	51	.940
Ray, C	44	2	3	0	.939
Olinick, OF	27	0	2	0	.931
Rieman, 3B	32	86	11	5	.915
Hampton, OF	21	0	2	0	.913
Gum, 2-55	31	51	8	15	.911
Coleman, P	3	4	1	0	.875
Law, P	1	9	2	0	.833
Pruitt, 2B	2	5	2	1	.778
Kentucky	1554	681	92	72	.960
Opponent Totals	1532	679	125	57	.946

Won-Lost Breakdown

Overall Record:	38-25
SEC Games:	18-9
SEC Tournament:	1-2
NCAA Tournament:	3-2
Non-Conference:	19-14
Home:	19-7
Road:	19-18
Vs. RHP:	25-19
Vs. LHP:	13-6
Day Games:	23-15
Night Games:	15-10
NCAA Division I:	35-25
NCAA Division II:	3-0
One-run Games:	5-7
Two-run Games:	6-7
Extra Innings:	2-3
Shutouts:	1-2
When UK Scored First:	28-11
When Opp. Scored First:	10-14
When UK Has 10+ Hits:	30-12
In February:	3-1
In March:	8-11
In April:	19-7

1988 SEASON IN REVIEW

1988 UNIVERSITY OF KENTUCKY FINAL STATS

DATE	OPPONENT	SCORE	RECORD	DEC.
2/26	at Tampa	10-8 W	1-0	Hud.
2/27	at Tampa	10-6 W	2-0	Cole
2/28	at Tampa	10-4 W	3-0	Tyra
2/28	at South Florida	6-7 L	3-1	Hud.
3/1	at Louisville	15-5 W	4-1	Sutt.
3/5	* Florida	1-3 L	4-2	Hud.
3/6	* Florida	7-1 W	5-2	Sutt.
3/6	* Florida	11-10 W	6-2	Voit
3/9	at Middle Tennessee	5-1 W**	7-2	Cole
3/13	at Oral Roberts	5-7 L	7-3	Tyra
3/14	at Oklahoma State	3-12 L	7-4	Sutt.
3/15	at Oklahoma State	0-4 L*	7-5	Cole
3/16	vs. Stephen F. Austin@	2-8 L	7-6	Dell.
3/19	* at Louisiana State	1-3 L	7-7	Sutt.
3/19	* at Louisiana State	1-2 L	7-8	Tyra
3/20	* at Louisiana State	3-1 W &	8-8	Voit
3/22	at Morehead State	4-5 L	8-9	Baile.
3/24	at Marshall	14-5 W	9-9	Law
3/25	Youngstown State	6-10 L	9-10	Wise
3/26	* Alabama	3-2 W	10-10	Voit
3/26	* Alabama	4-6 L	10-11	Tyra
3/27	* Alabama	9-5 W	11-11	Dell.
3/30	at Eastern Kentucky	2-3 L	11-12	Tyra
4/2	at Tennessee	10- W	12-12	Sutt.
4/2	* at Tennessee	9-2 W	13-12	Dell.
4/3	* at Tennessee	6-4 W	14-12	Voit
4/5	at Indiana State	9-13 L	14-13	Hud.
4/7	at Western Kentucky	7-3 W	15-13	Baile.
4/8	Youngstown State	16-7 W	16-13	Ofst.
4/9	* Vanderbilt	7-9 W	17-13	Voit
4/9	* Vanderbilt	12-10 W	18-13	Hud.
4/10	* Vanderbilt	6-4 W	19-13	Dell.
4/12	West Virginia	10-12 L	19-14	Voit
4/13	Ball State	7-15 L	19-15	Ofst.
4/14	at Morehead State	22-6 W	20-15	Law
4/16	* at Auburn	1-9 L	20-16	Sutt.
4/16	* at Auburn	0-2 L	20-17	Dell.
4/17	* at Auburn	2-1 W	21-17	Tyra
4/19	Morehead State	21-4 W	22-17	Baile.
4/19	Morehead State	14-3 W	23-17	Law
4/20	Eastern Kentucky	10-4 W	24-17	Voit
4/21	Western Kentucky	5-18 L	24-18	Dion.
4/22	* Mississippi	9-5 W	25-18	Sutt.
4/22	* Mississippi	7-6 W	26-18	Voit
4/23	* Mississippi	9-4 W	27-18	Hud.
4/27	Louisville	14-5 W	28-18	Sutt.
4/28	at Louisville	15-6 W	29-18	Tyra
4/30	* at Mississippi State	10-4 W	30-18	Sutt.
4/30	* at Mississippi State	6-8 L	30-19	Dell.
5/1	* at Mississippi State	7-10 L	30-20	Tyra
5/3	Austin Peay	16-5 W	31-20	Cole
5/4	East Tennessee	12-9 W	32-20	Law
5/7	* Georgia	11-0 W	33-20	Sutt.
5/7	* Georgia	7-2 W	34-20	Dell.
5/8	* Georgia	2-9 L	34-21	Cole
5/12	+Louisiana State	9-7 W	35-21	Voit
5/13	+Mississippi State	5-6 L	35-22	Cole
5/14	+Georgia	4-5 L &	35-23	Voit
5/27	* Rutgers	6-2 W	36-23	Sutt.
5/28	* St. John's	12-5 W	37-23	Hud.
5/30	% Clemson	8-7 W	38-23	Dell.
5/30	% Stanford	5-6 L	38-24	Hud.
5/31	% Stanford	2-16 L	38-25	Cole

* SEC Game
+ SEC Tournament at Starkville, Miss.
% NCAA Northeast Regional at New Britain, Conn.
@ at Stillwater, Okla.
* 5 Innings, Rain
\$ 8 Innings
& 11 Innings

1987 FINAL STATISTICS

Baseball Statistics — University of Kentucky 1987 (Includes 55 Games)

PLAYER	BA	G/GS	AB	R	H	RBI	2B	3B	HR	SB/ SBA	SB%	SO	BB	HBP	S/SF	TB/ SLUG%	ON BASE	PCT	GWH	H STK
Teiry Shumpert, 2B	.376	51/51	202	64	76	34	19	4	9	32/34	.941	19	21	1	0/3	130/.644	98/227	.432	3	11
Mitch Knox, 1B	.370	51/51	189	39	70	61	6	0	19	1/2	.500	32	14	2	1/3	136/.720	85/207	.411	6	0
Sam Taylor, OF-P	.343	40/37	134	25	46	23	11	0	2	5/8	.625	12	13	2	0/3	63/.470	61/152	.401	1	0
John Hampton, OF	.320	13/7	25	8	8	8	3	0	2	0/1	.000	5	2	0	0/1	17/.680	10/28	.357	1	0
John Marshall, 3B	.315	43/34	124	21	39	19	8	0	4	0/0	.000	12	15	0	0/4	59/.476	54/143	.378	1	1
Bobby Olinick, OF	.311	46/40	148	33	46	17	4	1	6	6/7	.857	31	14	0	2/1	70/.473	60/164	.366	1	3
Chris Estep, OF	.309	54/54	181	52	56	43	10	1	16	10/15	.667	37	40	4	2/2	116/.641	99/225	.440	5	0
David Ray, C	.304	33/30	102	20	31	15	6	0	4	0/0	.000	25	16	0	0/0	49/.480	47/118	.398	1	0
Robbie Buchanan, C	.302	41/36	116	28	35	21	6	2	5	0/1	.000	13	23	0	3/1	60/.517	58/140	.414	2	0
Darin Rieman, 3B	.293	50/50	167	32	49	36	13	1	7	3/3	1.000	41	30	2	0/2	85/.509	77/201	.383	2	2
Mark Blythe, OF	.259	45/41	158	35	41	33	8	1	8	4/8	.500	21	11	0	3/2	75/.475	52/173	.301	3	0
Billy White, SS	.253	50/49	158	29	40	28	8	0	6	5/7	.714	31	11	0	2/1	66/.418	51/172	.297	4	1
Scott Pruitt, 2B	.167	20/5	18	9	3	1	2	0	0	3/3	1.000	8	4	1	2/0	5/.278	8/25	.320	0	0
Jim Dill, 1B	.000	2/0	2	0	0	0	0	0	0	0/0	.000	1	0	0	0/0	0/000	0/2	.000	0	0
Doug Sutton, P	.000	1/0	1	0	0	0	0	0	0	0/0	.000	0	0	0	0/0	0/000	0/1	.000	0	0
Joe Welch, C	.000	3/0	1	0	0	0	0	0	0	0/0	.000	1	0	0	0/0	0/000	0/1	.000	0	0
Carlton Gaynor, 1B	.000	6/1	5	1	0	0	0	0	0	0/0	.000	4	2	0	0/0	0/000	2/7	.286	0	0
Kentucky	.312	55/55	1731	396	540	339	107	10	88	69/89	.775	293	216	12	15/23	931/.538	762/1986	.384	30	-
Opponent Totals	.265	55/55	1636	275	434	234	82	8	44	45/75	.600	328	218	34	11/10	664/.406	683/1902	.359	14	-

PITCHER	ERA	G/GS	W	L	PCT	SV	CG	SHT OUT	IP	R	H	ER	SO	BB	IBB	HB	WP	BK	2B	3B	HR	TB/ SLUG%	AB/ BAVG.
Steve Culkar, P	2.55	20/1	4	1	.800	3	0	0	35.3	11	30	10	33	6	0	2	4	0	6	1	3	47/.367	128/.234
Jim Law, P	2.73	7/5	2	0	1.000	1	2	0	26.3	13	17	8	26	15	0	2	4	0	2	0	1	22/.239	92/.185
Sam Taylor, OF-P	3.12	5/1	2	0	1.000	0	0	0	8.7	4	10	3	3	4	0	0	3	0	1	0	1	14/.452	31/.323
David Voit, P	4.13	13/0	4	0	1.000	2	0	0	32.7	21	41	15	31	8	0	1	4	0	10	0	1	54/.406	133/.308
Doug Sutton, P	4.18	15/9	6	2	.750	0	1	0	64.7	36	62	30	57	37	1	3	11	0	9	3	9	104/.432	241/.257
Jon Hudson, P	4.35	21/2	4	1	.800	3	0	0	39.3	22	29	19	38	26	2	3	3	1	8	1	2	45/.331	136/.213
Matt Coleman, P	4.68	17/13	10	2	.833	0	4	0	84.7	53	85	44	54	38	0	7	5	1	15	0	12	136/.410	332/.256
Roy Bailey, P	5.06	5/2	0	0	.000	1	0	0	10.7	6	11	6	3	11	0	2	0	1	2	1	0	15/.375	40/.275
Tom Deller, P	5.27	16/12	5	6	.455	2	1	0	71.7	58	88	42	40	35	1	9	6	0	15	0	11	136/.459	296/.297
Vince Tyra, P	6.54	15/6	2	2	.500	1	0	0	42.7	42	52	31	36	35	1	4	5	1	11	1	4	77/.438	176/.295
Danny Benson, P	7.11	2/2	0	1	.000	0	0	0	6.3	5	7	5	5	0	0	0	0	0	3	0	0	10/.385	26/.269
Billy Wiseman, P	36.00	2/1	0	0	.000	0	0	0	1.0	4	2	4	2	3	0	1	3	0	0	1	0	4/.800	5/.400
Kentucky	4.61	55/55	39	15	.722	13	8	0	424.0	275	434	217	328	218	5	34	48	4	82	8	44	664/.406	1636/.265
Opponent Totals	6.78	55/55	15	39	.278	3	15	2	410.3	396	540	309	293	216	3	12	54	15	107	10	88	931/.538	1731/.312

1986 FINAL STATISTICS

HITTING

FIELDING

HITTERS	G	AB	R	H	2B	3B	HR	TB	RBI	SO	BB	SAC	SB/SBA	BA	SLUG%	PO	A	E	PCT
ARNOLD	48	182	42	59	15	2	12	114	60	31	30	7	9/14	.324	.626	75	2	4	.975
BELDING	40	95	17	23	3	1	0	28	14	24	16	1	4/7	.242	.295	50	1	2	.962
BLYTHE	20	27	7	5	1	0	0	8	3	4	5	1	0/0	.185	.222	8	1	0	1.000
BUCHANAN	41	121	25	33	4	0	3	46	24	15	27	5	4/4	.273	.380	137	21	3	.981
ESTEP	33	103	28	23	4	1	5	44	14	20	13	1	3/4	.223	.427	48	1	1	.980
HAMILTON	9	16	3	0	0	0	0	0	0	2	7	0	1/1	.000	.000	38	3	1	.976
KNOX	45	179	33	60	12	0	11	105	50	25	12	0	2/5	.335	.587	85	7	6	.939
MARSHALL	52	178	34	46	8	1	5	71	28	30	28	2	3/5	.258	.399	38	107	21	.873
MURPHY	48	167	36	53	10	1	6	83	26	24	21	3	1/1	.317	.497	380	23	8	.981
OLINICK	22	80	12	25	8	0	1	36	14	14	2	0	1/1	.313	.450	15	2	0	1.000
SCHUELER	48	206	50	69	17	5	5	111	30	16	9	4	12/21	.335	.539	60	122	18	.910
SCHUMPERT	53	217	60	79	19	2	10	132	37	26	28	4	28/34	.364	.608	118	138	16	.941
STEPHENS	44	153	27	46	8	1	5	71	32	29	10	4	1/2	.301	.464	214	25	4	.984
SUTTON	4	8	2	0	0	0	0	0	0	2	1	0	0/0	.000	.000	4	6	2	.857
WEAKLEY	19	57	14	17	2	1	1	24	6	9	10	0	1/2	.298	.421	16	4	0	1.000
YANKEY	21	52	9	17	6	0	0	23	17	4	7	3	1/2	.327	.442	19	24	2	.956
YOUNG	9	15	5	6	1	0	1	10	3	5	9	0	0/0	.400	.667	0	0	0	.000
KENTUCKY	53	1856	404	561	118	15	65	904	358	280	235	35	71/103	.302	.487	1325	557	95	.952
OPPONENTS	53	1763	354	495	86	17	58	789	315	374	248	31	65/92	.281	.448	1316	563	131	.935

GAME-WINNING HITS

SHUMPERT 4, BUCHANAN 3, BELDING 3, KNOX 2, SCHUELER 2, MURPHY 2, MARSHALL 2, ESTEP 1, STEPHENS 1, YANKEY 1, WEAKLEY 1.

PITCHING

PITCHER	G	GS	CG	IP	R	ER	H	SO	BB	W	L	S	PCT	ERA
BAILEY	6	6	0	21.3	23	19	32	10	18	1	1	0	.500	8.02
COLEMAN	14	3	1	42.0	26	21	43	27	18	3	2	0	.600	4.50
CONLEY	16	0	0	36.0	26	23	49	31	15	2	2	2	.500	5.75
CULKAR	18	2	0	42.7	23	21	43	45	15	2	4	1	.333	4.43
DELLER	15	8	1	54.3	36	29	54	49	31	2	4	1	.333	4.80
LAW	4	0	0	12.0	13	9	13	5	12	0	2	0	.000	6.75
OLINICK	3	0	0	4.3	5	2	4	2	2	0	0	0	.000	4.15
SUTTON	16	10	3	61.0	59	40	70	54	30	3	5	0	.375	5.90
TEETER	7	5	0	18.3	21	20	23	16	29	0	0	0	.000	9.82
TYRA	16	14	3	78.3	71	51	87	60	43	7	7	1	.500	5.86
UPSHAW	13	2	0	33.0	38	21	47	30	25	2	1	0	.667	5.73
VOIT	12	1	0	38.7	17	16	26	46	9	3	0	2	1.000	3.72
KENTUCKY	53	53	8	442.0	358	272	491	375	248	25	28	7	.472	5.54
OPPONENTS	53	53	10	438.7	404	317	561	282	234	28	25	10	.528	6.50



1985 UNIVERSITY OF KENTUCKY FINAL BASEBALL STATISTICS

Position Players

Name, Position	Hitting												Fielding							
	G	AB	R	H	TB	2B	3B	HR	RBI	SO	BB	SB	SB	AB	AVG.	SLUG%	PO	A	E	PCT.
Alexander, SS	4	5	1	2	5	0	0	1	1	2	0	0	0	0	.400	1.000	0	3	0	1.000
Arnold, OF	51	194	50	68	9	14	1	5	27	25	32	9	16	.351	.510	63	5	3	.958	
Belding, OF	35	115	21	33	45	6	0	2	11	31	15	2	4	.287	.391	16	4	1	.952	
Buchanan, C	14	32	2	8	12	2	1	0	5	9	11	1	2	.250	.375	68	11	2	.975	
Campbell, SS	46	173	41	53	107	12	0	14	38	30	23	4	6	.306	.618	62	143	24	.895	
Clark, 1B	52	213	40	76	141	10	2	17	57	27	19	7	11	.357	.662	327	33	6	.984	
Gothard, OF	49	176	32	54	72	7	1	3	21	33	24	15	16	.307	.409	53	4	4	.934	
Hamilton, C	7	11	2	3	6	0	0	1	2	4	2	0	0	.273	.545	18	3	0	1.000	
Leyritz, 3B	51	202	44	66	114	13	1	11	39	18	23	8	10	.327	.564	46	80	12	.913	
Martin, Inf.	17	43	4	11	12	1	0	0	4	4	5	0	0	.256	.279	19	39	7	.892	
Murphy, 1B	11	25	1	4	5	1	0	0	3	4	4	0	0	.160	.200	30	1	0	1.000	
Saar, C	1	2	0	1	1	0	0	0	1	0	0	0	0	.500	.500	5	0	0	1.000	
Schueler, OF	47	175	25	50	59	5	2	0	16	17	9	7	9	.286	.337	88	3	3	.968	
Schumpert, 2B	45	127	18	27	31	4	0	0	17	21	5	6	6	.213	.244	77	101	11	.942	
Stephens, C	43	141	24	36	57	7	1	4	18	20	14	4	2	.255	.404	279	29	6	.981	
Tyra, P-DH	4	6	2	2	2	0	0	0	3	2	2	0	0	.333	.333	4	1	0	1.000	
Willenbrink, 2B	42	143	24	41	67	8	0	0	30	18	10	5	6	.287	.409	11	23	2	.944	
Yankey, 2B	6	14	2	2	2	0	0	0	0	3	1	0	0	.143	.143	2	3	1	.833	
Wildcats	52	1797	334	536	836	90	9	64	292	269	200	66	91	.298	.465	1295	572	92	.953	
Opponents	52	1698	299	447	722	74	9	61	262	372	220	76	109	.263	.425	1290	587	127	.937	

Pitching

Name	G	GS	GC	SHO	IP	R	ER	H	SO	BB	ERA	W	L	S	PCT.
Carrol	17	5	2	0	58.1	25	22	45	43	28	3.39	4	1	0	.800
Farmer	17	11	1	0	80.2	61	50	90	65	49	5.58	3	5	1	.375
Feltrop	3	2	0	0	7.1	8	7	13	3	4	8.59	0	1	0	.000
Hellman	13	5	1	0	41.1	21	14	37	41	21	3.05	4	2	1	.667
Kuester	1	1	0	0	2.0	2	2	2	3	3	9.00	0	1	0	.000
Lawson	2	1	0	0	3.0	2	2	1	1	3	6.00	0	0	0	.000
Meadors	2	0	0	0	3.1	9	7	10	0	2	18.90	0	0	0	.000
Ray	18	12	5	1	80.2	50	43	87	78	26	4.80	6	6	0	.500
Savage	21	1	0	0	47.1	20	17	39	44	16	3.23	3	1	7	.750
Swab	16	4	0	0	30.1	28	212	31	30	21	6.23	2	4	0	.33
Tyra	13	3	0	0	38.0	28	19	40	33	20	4.50	4	1	0	.800
Wildcats	52	52	9	0	431.2	299	241	447	372	220	5.02	28	24	9	.538
Opponents	52	52	11	0	430.0	334	258	536	269	200	5.40	24	28	11	.462

1984 University of Kentucky Final Baseball Statistics

(47 GAMES)

Overall Record: 25-22

Home Record: 12-12

Away Record: 12-10

Neutral Record: 1-0

SEC Record: 9-13

HITTING

NAME-POSITION	G	AB	R	H	RBI	2B	3B	HR	TB	SO	BB	HP	SAC	SB-A	BAVG.	SLPCT.	PO	A	E	PCT.
Clark, Randy, 1B	47	173	44	61	41	11		20	132	19	11	1	3	7-9	.353	.763	390	19	5	.988
Agnich, Mike, OF	43	126	29	40	30	11	1	12	89	19	32	4	3	2-4	.317	.706	53	0	3	.946
Stephens, Greg, C	19	54	7	16	7	2		1	21	12	4			2-3	.296	.389	86	9	3	.969
Ely, Brandt, 3B	47	170	30	50	26	1		4	63	13	18		3	7-10	.294	.371	31	78	15	.879
Gothard, Kevin, DH-OF	40	140	30	41	26	6	2	5	64	22	20	1		3-5	.293	.457	38	4	1	.977
Martin, Rodney, SS	10	25	4	7	2	1			8	3	2			2-2	.280	.320	9	21	5	.857
Campbell, Rick, SS	41	128	32	35	28	6		6	59	21	23	1	4	6-8	.273	.461	48	106	14	.917
Ryan, Terry, 2B	45	142	25	38	27	8		3	55	19	17	1	1	5-8	.268	.387	81	112	8	.960
Able, Wayne, OF	38	99	14	25	11	8		1	36	27	16	1		3-3	.253	.363	32	1	3	.917
Walls, Brad, C	21	48	10	12	8	6		2	23	8	15		1	3-3	.250	.479	33	3	4	.900
Knox, Scott, CF	34	120	21	29	17	6		2	41	14	10	2	3	5-6	.242	.342	69	2	0	1.000
Sehlhorst, Dan, C	33	91	20	22	11		1	3	33	21	19	3	1	2-3	.242	.362	159	16	2	.989
Kundick, Steve, DH-1B	27	63	11	15	10	2	1	3	28	21	15		1	0-1	.238	.444	4	0	1	.800
Arnold, Clint, OF	21	44	7	10	7	4			14	12	5		1	2-3	.227	.318	12	0	2	.857
Feger, Tim, 2B	8	11	1	1	1				1	1			1		.091	.091	9	12	1	.955
Yankey, Alan, 2B	3	4	1	0	0				0	1					.000	.000	1	4	1	.833
Pitchers, P	47	1	0	0	0				0	1	0				.000	.000	27	81	10	.915
KENTUCKY TEAM TOTALS	47	1438	285	402	251	71	5	62	669	235	208	14	22	49-68	.280	.465	1084	467	78	.952
OPPONENT TEAM TOTALS	47	1441	252	374	198	48	3	45	563	253	193	17	15	47-63	.260	.391	1075	462	75	.953

Double Plays: Kentucky-29 Opponents-37

Game Winning RBI (Games): Ely (4), Clark (4), Agnich (3), Gothard (3), Ryan (3), Campbell (1), Kundick (1), Sehlhorst (1), Arnold (1), Martin (1), No Player (3).

PITCHING

NAME	G	GS	GC	SHO	SV	IP	AB	R	ER	H	K	BB	ERA	W	L	PCT.
Feltrop, Dan, RH	5					11.3	42	4	1	6	9	6	0.79			
Lawson, Steve, RH	4	1				7	24	1	1	5	5	3	1.29	1	0	1.000
Whelan, Dan, RH	5	2			1	12	44	3	3	13	4	6	2.25	2	0	1.000
Ray, Jay, RH	17	11	5			80	311	40	27	74	53	34	3.04	6	4	.600
Meadors, Greg, LH	8	1			1	15.3	64	9	6	17	5	4	3.52	1	0	1.000
Kilgus, Paul, LH	14	10	4			65	267	38	30	74	55	31	4.15	3	7	.300
Carroll, Chris, RH	19	3			2	42.3	168	30	21	33	33	28	4.46	3	2	.600
Hellman, Jeff, RH	13	11	3			56.3	224	41	30	64	37	25	4.79	4	3	.571
Savage, Jack, RH	13	5	1	1	2	48	194	34	29	44	36	22	5.44	3	4	.429
Kuester, John, LH	3	3				8.3	32	8	7	8	6	8	7.56	2	0	1.000
Farmer, Joe, RH	8	1			1	14.7	66	21	19	26	9	13	11.66	0	2	.000
VanHoose, Todd, RH	1					1	5	4	3	2	0	3	27.00			
KENTUCKY TEAM TOTALS	47	47	13	2*	7	361.3	1441	232	176	374	253	193	4.38	25	22	.532
OPPONENT TEAM TOTALS	47	47	17	4	2	358.3	1438	285	239	402	255	208	6.00	22	25	.468

*Combined Shutout: Hellman & Carroll vs. West Florida (4-0)

1983 University Of Kentucky Final Baseball Statistics

(45 GAMES)

Overall Record: 31-14 Home Record: 22-5 Away Record: 7-9 Neutral Record: 2-0 SEC Record: 6-11

HITTING

NAME-POSITION	G	AB	R	H	RBI	2B	3B	H R TB	SO	BB	SAC	SB-A	AVG.	PO	A	E	PCT.
ELY, BRANDT, 2B-3B	39	116	31	49	27	12	1	3 72	13	10	2	7-7	.422	39	63	7	.936
GOTHARD, KEVIN, OF	26	68	23	25	20	4	1	3 40	13	15	2	5-6	.368	18	2	1	.952
ANDERSON, TIM, 1B	31	63	11	23	14	7	1	2 38	6	13			.365	175	13	3	.984
WALLS, BRAD, C	26	75	17	25	13	4	1	31 7	11	1	1-1		.333	105	6	7	.941
AGNICH, MIKE, OF	29	82	23	27	22	5		5 47	15	21		1-2	.329	26	4	1	.968
RYAN, TERRY, 2B-SS	31	101	28	33	12	6		39 15	12		11-13		.327	50	60	8	.932
SIKES, JOHN, 3B	43	154	33	50	42	7		7 77	19	12	1		.325	18	63	10	.890
ARNOLD, CLINT, RF	20	34	13	11	8	2		1 16	6	9	1	1-3	.324	10	0	0	1.000
JACKSON, KEN, OF	30	63	18	20	15	3	1	2 31	10	20	1	7-10	.317	14	1	0	1.000
CAMPBELL, RICK, SS	36	112	23	35	21	8		2 49	20	17	5	4-6	.312	52	100	13	.921
ABLE, WAYNE, LF	40	109	20	33	21	9		2 48	21	24	2	6-7	.303	35	0	1	.972
KNOX, SCOTT, CF	40	142	33	41	29	6		5 62	13	19		7-10	.289	56	11	4	.944
STEPHENS, GREG, C	12	31	9	8	11	2		1 13	4	1			.258	47	3	1	.980
SEHLHORST, DAN, C	21	48	14	12	9	2		2 20	10	14	2		.250	114	5	2	.983
KUNDICK, STEVE, 1B	35	107	28	23	17	5		4 40	18	18	1	1-1	.215	172	17	6	.969
(less than 30 at bats)																	
CARROLL, DAN, SS	13	29	8	10	10	1		1 14	5	4		2-3	.345	11	16	4	.871
YANKEY, ALAN, 2B	6	7	2	2	2			2 0	2				.286	5	6	0	1.000
FEGER, TIM, 2B	14	14	3	3	4			3 3	1	3	1		.214	11	10	2	.913
PITCHERS	44													31	72	5	.954
KENTUCKY TOTALS	*45	1363	339	434	302	83	5	40 647	199	227	18	54-69	.318	992	451	75	.951
OPPONENT TOTALS	*45	1262	163	299	132	44	6	21 418	248	201	5	44-52	.237	957	430	79	.946

Double Plays: Kentucky-39 Opponents-31

*Statistics were not included in forfeit game with Maryland.

PITCHING

NAME-POSITION	G	GS	CC	SHO	SV	IP	R	ER	H	K	BB	ERA	W	L	PCT.
FELTROP, DAN, RH	2					3%	0	0	3	1	4	0.00	0	0	
MEADORS, GREG, LH	2					2	0	0	1	2	1	0.00	0	0	
CARROLL, CHRIS, RH	11				1	19%	8	4	17	18	16	1.86	1	0	1.000
KILGUS, PAUL, LH	14	12	5	2		75%	35	20	64	37	31	2.39	6	5	.545
HELLMAN, JEFF, RH	12	7	2	1		44	22	13	40	38	25	2.66	4	2	.667
RAY, JAY, RH	16	10	4	1	2	67%	25	21	59	58	26	2.81	6	3	.667
SAVAGE, JACK, RH	6	3			1	20%	8	7	19	19	10	3.10	2	0	1.000
FARMER, JOE, RH	7	3	2			23	12	11	18	10	26	4.30	2	1	.667
WHELAN, DAN, RH	7	2	1			18	12	10	18	6	12	5.00	2	1	.667
PARRETT, JEFF, RH	14	3	1			30%	20	18	23	36	33	5.28	4	1	.800
REDMON, BRAD, LH	10				1	14	11	10	13	15	10	6.43	1	1	.500
CARROLL, DAN, RH	5	4				14	10	10	16	12	4	6.43	2	0	1.000
KENTUCKY TOTALS	44	44	15	4	5	330%	163	124	299	248	201	3.37	31	14	.689
OPPONENT TOTALS	44	44	8	1	5	319	338	275	434	199	227	7.76	14	31	.311

1982 University Of Kentucky Final Baseball Statistics

(55 GAMES)

Overall Record: 23-32 Home Record: 19-10 Away Record: 4-22 SEC Record: 6-17

HITTING

NAME-POSITION	G	AB	R	H	RBI	2B	3B	HR	TB	SO	BB	SAC	SB-A	AVG.	PO	A	E	PCT.
BOTKINS, CF	55	201	46	74	56	24	1	8	124	12	33	1	6-9	.368	79	11	2	.978
SWIGERT, C	44	119	11	38	21	9	0	3	56	19	16	0	3-4	.319	141	8	1	.993
CAMPBELL 2B-SS	32	69	15	22	6	4	0	1	29	17	17	0	1-1	.319	45	55	12	.893
SANDRY, 1B-RF	55	184	40	58	53	11	0	13	108	19	29	3	2-2	.315	193	14	6	.972
SIKES, 3B-OF	49	166	28	52	25	11	1	7	86	27	16	0	6-7	.313	45	47	13	.876
MANGIONE, SS	50	166	32	49	24	9	0	4	70	14	33	2	7-9	.295	70	131	21	.905
LUCINBUHL, C	37	84	17	23	13	6	0	1	32	14	7	2	2-2	.274	144	19	6	.964
STEELE, DH	25	60	11	16	10	2	0	2	24	12	8	2	0-0	.267	0	0	1	.000
BARKER, LF	50	181	37	47	13	8	0	2	61	17	25	5	12-13	.260	55	3	3	.951
GOTTHARD, 2B	33	77	22	20	17	6	0	3	35	13	13	1	6-6	.260	7	4	2	.846
RYAN, 2B	48	130	28	31	11	5	0	0	36	14	10	1	13-15	.238	75	96	7	.961
ELY, 3B	37	108	18	25	20	6	0	1	34	24	18	2	3-4	.231	21	53	10	.881
JACKSON, OF	23	22	12	5	4	3	0	0	8	5	5	0	3-3	.227	12	0	1	.923
ANDERSON, 1B	45	116	12	26	23	4	0	5	45	13	15	7	0-1	.224	312	27	4	.988
PITCHERS	55										1				31	96	22	.852
UK TOTALS	55	1683	329	486	296	108	2	50	748	220	246	26	64-76	.289	1230	564	111	.942
OPP. TOTALS	55	1642	346	464	293	75	8	69	762	260	276	32	57-73	.283	1243	564	88	.954

PITCHING

NAME-POSITION	G	GS	GC	SHO	SV	IP	R	ER	H	K	BB	ERA	W	L	PCT.
KEELING, RH	2					3	2	1	2	1	3	3.00	0	0	.000
KILGUS, LH	16	13	6	1		89%	52	35	99	47	38	3.51	6	5	.545
RAY, RH	15	7	3	1		70	37	32	71	41	34	4.11	6	1	.857
WALLACE, LH	8	2	1			18%	13	12	23	5	4	5.78	2	1	.667
CARROLL, RH	18				1	25%	20	15	20	18	25	5.33	2	3	.400
FARMER, RH	9	2				23	20	17	25	15	17	6.65	2	1	.667
BALLENGER, RH	5	1				12%	12	10	16	9	6	7.10	0	0	.000
PARRETT, RH	22	13	4		1	81	91	65	100	70	78	7.22	2	12	.143
HELLMAN, RH	14	7				43	45	38	48	27	42	7.95	2	3	.400
WHELAN, RH	11	6	1			29	36	27	41	20	18	8.35	1	4	.200
BOTKIN, RH	5	4				14%	18	15	19	7	11	9.20	0	2	.000
UK TOTALS	55	55	15	2	2	410	346	267	464	260	276	5.86	23	32	.418
OPP. TOTALS	55	55	21	2	2	414%	329	266	486	220	246	5.84	32	23	.582

go get um 'cats'
FROM THE



HAPPY HOUR:
3 P.M. UNTIL 7 P.M.

HOURS:
MON. THRU FRI- 3 P.M. UNTIL 1 A.M.
SAT. - NOON UNTIL 1 A.M.

Woodhill Shopping Center
266-6891

1981 University Of Kentucky Final Baseball Statistics

Overall: 39-16-1 Home: 23-6-1 Away: 16-10 SEC East: 13-9-1 (Finished Second in Conference Playoffs)


HITTING

NAME	G	AB	R	H	RBI	2B	3B	HR	TB	SO	BB	SAC	SB-SBA	AVG.	PO	A	E	PCT.
SANDRY, 1B	56	212	44	79	52	20	1	11	134	18	16	0	2-3	.373	452	38	8	.984
BOTKIN, OF	56	211	50	73	36	17	2	7	115	13	35	8	19-24	.346	82	12	2	.979
POTOTSKY, 2B	52	164	32	52	26	12	1	5	81	15	22	8	0-0	.317	102	130	12	.951
WILLIAMS, OF	41	116	24	34	15	4	1	0	40	17	22	5	6-6	.293	20	0	0	1.000
SIKES, OF	32	72	14	21	10	2	2	1	30	13	16	0	3-5	.292	5	0	2	.714
LEOPOLD, OF	56	193	31	53	37	6	1	7	82	34	18	3	4-6	.275	99	6	2	.981
SHARTZER, 3B	56	204	46	56	42	6	0	15	107	28	29	5	4-7	.275	42	109	16	.904
LUGINBUHL, C	30	64	16	17	9	1	0	2	24	6	14	3	6-6	.266	132	17	4	.974
HARDING, SS	36	116	25	30	16	3	2	0	37	19	22	4	9-11	.259	51	95	16	.901
RYLE, C	45	115	15	29	27	7	1	8	62	12	27	7	1-2	.252	197	14	3	.986
BARKER, OF	44	141	21	34	20	6	0	2	46	23	16	4	8-10	.241	48	2	0	1.000
HATFIELD, SS	29	70	10	14	7	2	0	1	19	23	13	4	3-4	.200	44	69	14	.890
PLAYERS WITH LESS THAN 50 AT BATS																		
RYAN, 2B	21	9	9	4	0	0	0	0	4	1	1	0	2-2	.444	8	7	1	.938
ANDERSON, 1B	14	6	0	2	0	0	0	0	2	2	1	0	0-0	.333	9	1	0	1.000
STEELE, OF	12	15	5	5	3	2	0	1	10	2	5	0	1-1	.333	1	0	0	1.000
SWIGERT, C	18	30	6	8	1	2	0	0	10	5	2	1	1-1	.267	14	0	0	1.000
RENFRO, OF	11	0	6	0	0	0	0	0	0	0	0	0	3-3	.000	0	0	0	.000
WALLS, C	8	3	0	0	0	0	0	0	0	0	1	0	0-0	.000	6	0	0	1.000
SCHLAGETER, OF	2	1	1	0	0	0	0	0	0	1	0	0	0-0	.000	0	0	0	.000
KEENER, P	24	1	0	0	0	0	0	0	0	1	0	0	0-0	.000	0	0	0	.000
PITCHERS														.000				
UK TOTALS	56	1743	355	511	301	90	11	60	803	233	260	52	72-91	.293	1340	607	90	.956
OPP. TOTALS	56	1677	243	395	203	56	6	48	609	310	263	28	29-61	.236	1293	551	105	.946

Kentucky Double Plays—56

PITCHING

NAME	G	GS	CG	SHO	SV	IP	R	ER	H	SO	BB	ERA	W	L	PCT.
BOTKIN, R	1	0	0	0	0	1	0	0	1	1	1	0.00	0	0	.000
KEENER, R	24	2	2	0	4	71	7	4	31	87	46	0.51	13	1	.929
SILVANIK, R	18	0	0	0	6	36	13	10	27	17	21	2.50	1	1	.500
O'CONNOR, R	13	8	0	0	0	41½	23	16	34	27	26	3.46	5	1	.833
KILGUS, L	16	10	3	1	0	70½	38	29	65	38	39	3.71	5	3	.625
TOCKSTEIN, R	15	11	2	0	0	64½	34	30	59	32	27	4.11	3	2	.600
MARTIN, L	16	12	1	0	0	78½	52	42	83	38	37	4.80	5	4	.556
PARRETT, R	16	9	2	0	0	56	40	35	53	52	42	5.62	5	2	.714
KNOLL, R	3	3	0	0	0	12	11	8	16	8	5	6.00	0	1	.000
HART, R	3	0	0	0	0	4	4	3	8	1	0	6.75	0	0	.000
LEOPOLD, R	6	1	0	0	0	11½	21	20	18	9	19	15.89	2	1	.667
UK TOTALS	56	56	10	1	10	446½	243	197	395	310	263	3.97	39	16	.709
OPP TOTALS	56	56	15	0	1	431	355	267	511	233	260	5.58	16	39	.291



Herb Hammond's 9th Inning

Sporting Goods Inc.

SERVICING LEXINGTON WITH A COMPLETE
LINE OF SPORTING EQUIPMENT

INDOOR BATTING CAGES NOW AVAILABLE

WE PROUDLY
SUPPORT THE
U.K.
BASEBALL
WILDCATS.

340 Southland Drive

Lexington, Kentucky 40503

Phone (606) 277-5012

1980 KENTUCKY BASEBALL STATISTICS

HITTING

NAME	G	AB	R	H	RBI	2B	3B	HR	TB	SO	BBSAC	SB-A	AVG.	PO	A	E	PCT.
BARKER, OF-DH	23	65	16	26	14	3	0	1	32	12	8	1	2-3	.400	12	1	.926
SHARTZER, 3B	46	170	37	58	31	14	1	10	104	23	30	3	2-5	.341	43	115	.940
POTOTSKY, 2B	45	157	32	53	40	10	1	7	86	16	30	4	3-3	.338	113	110	.987
RYLE, C-DH	46	131	29	43	25	5	0	4	60	14	35	4	0-0	.328	156	25	.989
LEOPOLD, CF-RF	46	178	40	55	27	6	2	9	92	33	20	3	7-8	.309	77	10	.978
HREDZAK, 1B	45	142	42	42	29	5	2	9	78	15	38	3	8-8	.296	355	27	.990
BOTKIN, LF	45	167	22	42	38	13	1	5	72	5	17	3	3-5	.251	65	2	.971
HARDING, SS	21	48	8	11	8	1	0	1	15	6	12	0	3-4	.229	23	41	.853
SMITH, RF-DH	28	74	5	17	12	1	0	2	24	13	14	0	1-3	.227	14	1	1.000
VOGEL, C	22	53	12	12	13	2	0	1	17	7	13	2	2-2	.226	106	5	.991
WILLIAMS, CF	34	102	19	20	12	3	1	1	28	7	22	1	3-8	.196	55	1	.982
HATFIELD, SS	34	96	8	17	12	3	0	0	20	24	16	7	3-4	.177	48	101	.909

—PLAYERS WITH LESS THAN 50 TIMES AT BAT—

HENCH, 1B-DH	9	17	6	4	1	0	0	0	4	3	4	0	0-0	.235	22	3	1.000
SWIGERT, C-DH	16	38	6	7	5	0	1	1	12	3	5	1	2-2	.184	6	0	1.000
ANDERSON, OF	9	17	1	3	3	0	0	0	3	2	0	2	0-0	.176	6	0	1.000
HART, PR	2	0	2	0	0	0	0	0	0	0	0	0	0-0	.000	0	0	.000
PITCHERS	46	0	0	0	0	0	0	0	0	0	0	0	0-0	.000	20	69	.918

UK TOTALS	46	1445	285	410	270	66	9	51	647	183	261	34	39-55	.284	1121	511	.965
OPP TOTALS	46	1412	242	355	221	48	6	40	534	245	237	19	50-63	.251	1121	450	.963

Double Plays: Kentucky—50; Opponents—41

PITCHING

NAME	G	GS	CG	SHO	SV	IP	R	ER	H	K	BB	ERA	W	L	PCT.
SILVANI, R	8	2	0	0	0	20.6	8	6	16	16	13	2.62	2	0	1.000
KEENER, R	16	9	5	0	1	77	33	29	53	74	54	3.39	7	4	.636
BEAHN, R	1	1	0	0	0	3	1	1	3	2	0	3.00	0	0	.000
BRANDENBURG, L	11	10	7	1	1	63	30	24	44	47	38	3.43	3	4	.429
MARTIN, L	11	4	2	1	0	50.6	31	25	53	12	23	4.45	4	1	.800
LEOPOLD, R	2	0	0	0	0	6	3	3	7	3	3	4.50	0	1	.000
PARRETT, R	10	4	2	1	2	36.6	28	22	42	18	16	5.41	1	4	.200
HART, R	8	1	0	0	1	21.6	20	15	27	18	13	6.25	0	1	.000
KNOLL, R	9	5	0	0	1	35	25	25	28	23	35	6.43	3	1	.750
TOCKSTEIN, R	8	4	1	0	0	35.6	30	26	45	18	14	6.57	3	2	.600
O'CONNOR, R	7	4	0	0	0	21.3	23	21	28	11	17	8.87	2	2	.500
ROGERS, R	3	2	0	0	0	4	10	9	9	3	11	20.25	0	1	.000
UK TOTALS	46	46	17	3	6	374.6	242	206	355	245	237	4.95	25	21	.544
OPP TOTALS	46	46	9	2	6	372	285	241	410	183	261	5.83	21	25	.456

Support the Cats



501 West Main St.
 Across from Rupp Arena
 252-5825
 254-6959

FREE OFF STREET PARKING AT FRONT DOOR

1979 KENTUCKY BASEBALL STATISTICS

HITTING

NAME	G	AB	R	H	RBI	2B	3B	HR	TB	K	BB	SAC	SB-A	AVG.	PO	A	E	PCT
WILLIAMS, OF	42	100	25	34	16	1	1	2	43	6	27	4	10-12	.340	58	2	1	.984
SMITH, OF	39	112	22	38	25	9	0	6	65	13	11	1	1-1	.339	43	2	5	.900
BOTKIN, OF	47	156	28	52	32	11	4	2	77	12	27	1	4-6	.333	64	2	1	.985
VOGEL, C	39	90	16	29	14	3	1	0	34	8	22	4	3-4	.322	175	16	3	.985
LONG, 2B	47	160	41	51	16	5	4	0	64	5	30	2	19-27	.319	99	93	3	.985
SHARTZER, SS	45	157	41	48	30	8	1	11	91	16	29	0	3-3	.312	49	96	16	.901
GIPSON, 1B-DH	45	142	32	44	46	9	1	11	88	13	32	3	2-2	.310	33	0	2	.943
HREDZAK, 1B	45	153	35	47	38	12	1	6	79	17	24	2	1-2	.307	349	11	6	.984
LEOPOLD, OF	34	75	13	23	8	4	1	1	32	16	10	0	0-2	.306	54	2	2	.966
ROBERTS, 3B	47	149	39	44	45	7	1	9	80	12	29	8	10-12	.295	46	106	13	.921
-PLAYERS WITH LESS THAN 50 TIMES AT BAT-																		
POLHILL, 3B	18	37	7	16	8	3	0	3	28	2	8	0	1-3	.432	5	4	0	1.000
KULA, C	16	40	3	6	5	1	0	0	7	9	7	1	0-1	.150	64	9	2	.973
SWIGERT, C	7	4	3	2	1	0	0	0	2	0	2	0	0-0	.500	7	0	1	.875
BARKER, OF	6	5	2	2	0	0	0	0	2	1	1	0	0-1	.400	3	0	0	1.000
HATFIELD, INF	12	19	1	3	3	0	0	0	3	4	2	1	0-0	.158	9	10	2	.905
PITCHERS	47	0	0	0	0	0	0	0	0	0	0	0	0-0	.000	13	78	5	.947
KY TOTALS	47	1399	316	439	286	71	15	50	690	136	267	27	55-79	.314	1068	437	65	.959
OPP TOTALS	47	1427	285	390	257	62	12	52	632	250	254	24	56-67	.273	1067	384	58	.962

PITCHING

NAME	G	GS	CG	SHO	SV	IP	R	ER	H	K	BB	ERA	W	L	PCT.
GEORGER	20	16	11	4	1	104	44	33	95	76	30	2.86	12	2	.866
BRANDENBURG	15	12	8	1	1	85	53	44	78	69	56	4.66	7	7	.500
TERRY	11	5	0	0	1	54.6	51	44	47	37	60	7.24	1	5	.167
SCHUBERT	5	0	0	0	0	11.6	12	10	18	6	11	7.94	0	0	.000
JOLLY	16	4	1	0	4	41.6	47	41	48	23	34	8.57	2	1	.667
O'CONNOR	9	7	0	0	1	34.3	34	30	46	17	29	7.77	4	2	.667
CKOWSKI	12	3	0	0	1	26.6	35	32	48	15	23	10.80	2	1	.667
ROGERS	5	0	0	0	2	5.3	10	10	10	5	11	15.90	0	0	.000
KY TOTALS	94	47	20	5	11	363.3	285	248	390	250	254	6.14	29	18	.617
OPP TOTALS	81	47	19	0	4	351	316	272	439	136	267	6.97	18	29	.383

Support the Cats



501 West Main St.
 Across from Rupp Arena
 252-5825
 254-6959

FREE OFF STREET PARKING AT FRONT DOOR