



# GEORGIA TECH BASKETBALL 2020-21

ACC Champions 1985, 1990, 1993 • Final Four 1990, 2004 • 16 NCAA Tournament appearances

## 2020-21 Schedule/Results

N25	GEORGIA STATE	RSN	L, 120-123 (4 ot)
N27	MERCER	RSN	L, 73-83
D6	Kentucky# (20/na)	ESPN	5 p.m.
D9	at Nebraska+	ESPNU	7:15 p.m.
D15	at Florida State (22/na)	ACCN	8:30 p.m.
D18	FLORIDA A&M	RSN	7 p.m.
D20	DELAWARE STATE	ACCN	6 p.m.
D23	at Alabama-Birmingham	CBSSN	7:30 p.m.
D30	NORTH CAROLINA (14/na)	RSN	8 p.m.
J3	WAKE FOREST	ACCN	6 p.m.
J6	at Notre Dame	RSN	7 p.m.
J9	at Louisville	ACCN	4 p.m.
J12	PITTSBURGH	ACCN	7 p.m.
J16	at NC State	RSN	2 p.m.
J20	CLEMSON	RSN	7 p.m.
J23	at Virginia (15/na)	ACCN	8 p.m.
J26	at Duke (6/na)	ESPN	9 p.m.
J30	FLORIDA STATE (22/na)	ACCN	4 p.m.
F6	NOTRE DAME	ACCN	8 p.m.
F10	VIRGINIA (15/na)	RSN	7 p.m.
F13	at Clemson	ACCN	4 p.m.
F16	BOSTON COLLEGE	ACCN	8 p.m.
F20	at Miami	RSN	12 p.m.
F23	at Virginia Tech (16/na)	RSN	7 p.m.
F27	SYRACUSE	ESPN/ESPN2	12 p.m.
M2	DUKE (6/na)	ESPN/ESPN2	7 p.m.
M5	at Wake Forest	ACCN	8 p.m.
M9-13	ACC Tournament (Greensboro, N.C.)		

#Holiday Hoopsgiving (State Farm Arena, Atlanta, Ga.); +ACC/Big Ten Challenge  
All times Eastern; home games in ALL CAPS  
(AP/coaches) - rankings in AP/coaches polls at time of game, current rankings for upcoming games (N=receiving votes)

**TV:** **ESPN**  
Play-by-play: Karl Ravech  
Analyst: Jimmy Dykes

**RADIO:** **Learfield IMG College/WCNN-Radio**  
Play-by-play: Andy Demetra  
Analyst: Randy Waters  
Engineer: Miller Pope  
In Atlanta: 680 AM, 93.7 FM  
National/SiriusXM: Ch. 371/Internet 371  
Online: GT Gameday App, Ramblinwreck.com  
Tuneln: buzz.gt/LiveTuneln

**COMMUNICATIONS**  
GTMBB contact: Mike Stamus  
Phone: 404-894-5445 (ofc), 404-218-9723 (cell)  
E-mail: mstamus@athletics.gatech.edu

**SOCIAL MEDIA: #TogetherWeSwarm**  
Official Twitter: @GTMBB / @GTJoshPastner  
Facebook: gtmensbasketball  
Instagram: gtmensbasketball

## GEORGIA TECH (0-2, 0-0 ACC) vs. #20 KENTUCKY (1-2, 0-0 SEC) Game 3 • Holiday Hoopsgiving • December 6, 2020 • 5 p.m.

### Tech Faces Kentucky at State Farm Arena

Georgia Tech returns to action following an eight-day break when it takes on No. 20 Kentucky in a nationally-televised game at 5 p.m. Sunday at State Farm Arena. The game is part of the Holiday Hoopsgiving event, which includes a slate of high school games as well as four more college games on Dec. 12 at State Farm Arena.

Returning four starters from last year's fifth-place ACC team, including a pair of All-ACC honorees in guards Jose Alvarado and Michael Devoe, Georgia Tech has its most experienced and deepest roster yet under head coach Josh Pastner, beginning his fifth season on The Flats. But the Yellow Jackets stumbled out of the gate Thanksgiving week, dropping both games in its multi-team event at McCamish Pavilion - a 123-120 four-overtime loss to Georgia State and an 83-73 defeat to Mercer.

Kentucky, in its 12th season under head coach John Calipari, is off to a 1-2 start after dropping a 65-62 decision to No. 7 Kansas Tuesday night in the State Farm Champions Classic in Indianapolis, Ind. The Wildcats have also split a pair of home games, defeating Morehead State, 81-45, in their season opener Nov. 25, and falling to Richmond, 76-64, last Sunday.

Sunday's game will be televised nationally on ESPN and will be streamed live on the ESPN app. Radio coverage is

### GAME INFORMATION

Event/Site	State Farm Arena, Atlanta, Ga.
Series vs. Kentucky	Kentucky leads, 57-15
On neutral floors	Kentucky leads, 7-1
Last meeting	12/14/2019 - Kentucky won 67-53 in Lexington

### GEORGIA TECH YELLOW JACKETS

Rankings (AP/coaches/KenPom/NET)	nr   nr   89   na
Record breakdown	0-2 home   0-0 road   0-0 neutral
Head coach	Josh Pastner (Arizona, 1997)
Career record/at GT	232-142! (12th yr)   65-69! (5th yr)
Pastner vs. Kentucky	0-1
Next game	Dec. 9 at Nebraska (ACC/Big Ten Challenge)

! On-court record - 22 wins and 1 loss vacated by NCAA Committee on Infractions

### KENTUCKY WILDCATS

Rankings (AP/coaches/KenPom/NET)	20   na   20   na
Record breakdown	1-1 home   0-0 road   0-1 neutral
Head coach	John Calipari (Clarion State, 1982)
Career record/at GT	776-219! (29th yr)   331-79! (12th yr)
Calipari vs. Tech	2-1 (1-0 at Kentucky)
Next game	Dec. 12 vs. Notre Dame

## ROSTER AT-A-GLANCE (#indicates last game starters)

<b>10</b>	Jose Alvarado#	G	6-0	179	Jr.	Brooklyn, N.Y.	18.5 ppg	5.5 apg	> Preseason 2nd team All-ACC; 8th in ACC in scoring, 5th in assists, 3rd in steals
<b>34</b>	Niko Broadway	G	6-3	180	Fr.	Atlanta, Ga.			> Non-scholarship player in his 2nd year with the program, scored first collegiate points vs. Morehouse last 1/28
<b>13</b>	Coleman Boyd	G	6-1	173	Fr.	Smyrna, Ga.			> Non-scholarship player in his 2nd year with the program, scored first collegiate points vs. Hawai'i last 12/25
<b>0</b>	Michael Devoe#	G	6-5	193	So.	Orlando, Fla.	19.0 ppg	3.0 apg	> All-ACC honorable mention last year; No. 7 in ACC in scoring, No. 9 in 3pt FG%, No. 7 in 3pt FG made
<b>14</b>	David Didenko	F	6-9	232	So.	Yakutsk, Russia			> Signed with Tech out of Palm Beach State Community College, played in 6 games last season
<b>2</b>	Saba Gigiberia	C	7-1	250	Fr.	Tbilisi, Georgia	0.0 ppg	2.0 rpg	> Four-star prospect played senior year at Prolific Prep Academy in Napa, Calif., played 5 min vs. GSU
<b>24</b>	Rodney Howard#	F	6-10	241	So.	Ypsilanti, Mich.	3.0 ppg	2.5 rpg	> Transfer from Georgia eligible immediately; 6pts, 4 reb vs. Mercer
<b>35</b>	Jehloni James	F	6-8	180	So.	Sugar Hill, Ga.			> Non-scholarship forward in his 2nd year with the program, played in 1 game last season
<b>11</b>	Tristan Maxwell	G	6-2	209	Fr.	Huntersville, N.C.			> Consensus N.C. state player of the year; all-time leading scorer and 3-pt shooter at North Mecklenburg HS
<b>45</b>	Shaheed Medlock	G	6-5	196	Sr.	Chicago, Ill.			> Non-scholarship player in his third year with the program, played in 3 games
<b>23</b>	Jordan Meka	F	6-8	224	Fr.	Yaoundé, Cameroon	0.0 ppg	1.0 rpg	> Multi-year all-state performer at Mt. Bethel Christian Acad. (Marietta, Ga.); holds school records in pts, rebs, blks
<b>12</b>	Khalid Moore	F	6-7	203	So.	Briarwood, N.Y.	3.5 ppg	3.5 rpg	> Started 12 games in 2019-20; played in 18 ACC games (10.5 mpg); 5 pts/5reb in 29:37 vs. GSU
<b>3</b>	Bubba Parham	G	5-10	160	Jr.	Snellville, Ga.	14.0 ppg	1.5 apg	> Six double-digit games in 2019-20, 3 in ACC games; 3-for-12 on 3s this year, 45.5% from floor overall
<b>55</b>	Malachi Rice	G	6-0	186	Jr.	Indianapolis, Ind.			> Non-scholarship player in his 4th year with the program, played in 1 game last season
<b>1</b>	Kyle Sturdivant	G	6-2	198	So.	Norcross, Ga.	0.0 ppg	1.0 rpg	> Transfer from Southern California, played 21 games; all-state performer Norcross High School
<b>4</b>	Jordan Usher#	G/F	6-7	220	Jr.	Canton, Ga.	13.0 ppg	9.0 rpg	> ACC games last season: 7.7 ppg, 4.4 rpg, 2.2 apg; double figures in 8 games, 75.9% from FT line
<b>5</b>	Moses Wright#	F	6-9	230	Jr.	Raleigh, N.C.	25.5 ppg	12.0 rpg	> Leads ACC in scoring, 3rd in reb avg, 10th in FG%; 25 double-figure scoring games since start of 2019-20

GAME NOTES

# TECH NOTEBOOK

## Tech Team Statistics

Category	2020-21	#ACC	*NCAA
Scoring offense	96.5	1	--
Scoring defense	103.0	15	--
Scoring margin	-6.5	14	--
Field goal pct.	.403	13	--
Field goal pct. def.	.468	14	--
3-pt FG pct.	.268	14	--
3-pt FG made	7.5	9	--
3-pt FG pct. def.	.400	13	--
3-pt FG allowed	11.0	--	--
Free throw pct.	.714	7	--
FT made	25.0	--	--
Rebound average	52.5	1	--
Rebound margin	+7.0	6	--
O-Reb per game	20.5	1	--
D-Reb per game	32.0	3	--
Assists per game	14.0	11	--
Assist/TO ratio	0.8	13	--
Turnover margin	-3.5	13	--
Turnovers per game	18.5	14	--
Turnovers forced	15.0	6	--
Blocks per game	2.5	12	--
Steals per game	8.6	7	--
Personal fouls per game	22.0	--	--

*#ACC rankings through end of season*  
*\*NCAA rankings (357 teams ranked) through end of regular season*

## Games Started

Player	Consec.	2020-21	Career	Conf.
Jose Alvarado	3	2	80	48
Michael Devoe	11	2	53	39
David Didenko	-	-	-	-
Saba Gigeria	-	-	-	-
Rodney Howard	2	2	4	-
Tristan Maxwell	-	-	-	-
Jordan Meka	-	-	-	-
Khalid Moore	-	-	22	10
Bubba Parham	-	-	68	37
Kyle Sturdivant	-	-	-	-
Jordan Usher	25	2	29	20
Moses Wright	40	2	64	35

*\*includes starts at previous school*  
*Career ACC includes ACC Tournament starts*

## Non-Conference Breakdown

Team	Conf.	Record	Conf.	KP	NET
Delaware State	MEAC	0-1	0-0	352	-
Florida A&M	MEAC	0-2	0-0	319	-
Georgia State	Sun Belt	2-1	0-0	115	-
Kentucky	SEC	1-2	0-0	20	-
Mercer	SoCon	3-0	0-0	152	-
Nebraska	Big Ten	3-1	0-0	109	-
UAB	C-USA	3-0	0-0	103	-
<b>GT strength of schedule rank (2020-21)</b>				<b>162</b>	-
<b>GT NC strength of schedule rank (2020-21)</b>				<b>160</b>	-

*KP - KenPom.com, NET - NCAA NET rankings*  
*Through Dec. 1*

provided by the Georgia Tech Sports Network by LearfieldIMG College, with flagship station WCNN-Radio (680 AM, 93.7 FM) in Atlanta. The Tech broadcasts can be heard on satellite radio (SiriusXM Ch. 371) and the TuneIn app.

## Series vs. Kentucky

- Sunday's game will be the 73rd all-time meeting between Georgia Tech and Kentucky in a series that dates back to 1924. Kentucky leads the series, 57-15. All but 19 of those meetings occurred when the Yellow Jackets were members of the Southeastern Conference.

- Sunday's game is the back end of a two-game contract between the two programs. Kentucky defeated the Yellow Jackets, 67-53, last year at Rupp Arena. It is also the ninth neutral site meeting between the teams, and the second at State Farm Arena. The teams played twice at the Georgia Dome in the late 1990s.

- Tech is 2-8 against the Wildcats since leaving the SEC, including an 86-84 victory on Dec. 9, 2000 at State Farm Arena. The Yellow Jackets' other victory in that span came on Dec. 21, 1991 at the old Omni arena in downtown Atlanta, where State Farm Arena now stands.

- Tech is 4-31 all-time against Kentucky in Lexington, including four losses at Rupp Arena.

- Three of Georgia Tech's nine all-time wins against No. 1-ranked teams came against top-ranked Wildcat teams, all when John "Whack" Hyder coached the Yellow Jackets and Adolph Rupp led Kentucky. Two of those came in the 1954-55 season, when the Jackets ended a 129-game homecourt winning streak by the Wildcats with a 59-58 triumph. Tech completed a season sweep later at home by a 65-59 score. The third Tech win over the No. 1 Wildcats happened on Jan. 4, 1964 in Atlanta by a score of 76-67.

- Sunday also marks the fourth encounter for Georgia Tech against a team coached by John Calipari. Calipari's Massachusetts team, ranked No. 2 at the time, downed Tech, 76-67, in the 1995 Jimmy V Classic. The Yellow Jackets toppled Calipari's 12th-ranked Memphis team, 92-85, in the 2006 Maui Invitational semifinals.

- Tech head coach Josh Pastner was Calipari's assistant coach for his final year at Memphis and replaced him as the Tigers' head coach when he moved on to Kentucky. Pastner is 0-1 (last year's loss) against his former boss.

## When We Last Met

Georgia Tech finished off its 2019-20 season by winning six of its last seven games, finishing with its first winning record (17-14) since the 2015-16 season, its best Atlantic Coast Conference record (11-9) since the 2003-04 season and its highest ACC regular season finish (fifth) since the 2004-05 season.

Tech finished the season with four consecutive ACC wins, the longest streak for the program since late in 2015-16.

Among the Yellow Jackets top accomplishments in 2019-20 were their first victory in Chapel Hill since 2010, their first victory at Clemson since 2005 and their first season sweep of the Tigers since that 2004-05 season. Tech also knocked off a top-10 team in No. 5 Louisville.

Tech did not play in the ACC Tournament while serving a postseason ban imposed by the NCAA Committee on Infractions.

Tech returned to being one of the nation's top defensive teams while also improving into one of the ACC's better offensive teams. The Yellow Jackets set a program record for three-point defense (28.5 percent), leading the ACC in that category and ranking No. 7 in the nation, and were one of the nation's top-20 teams in defensive efficiency according to KenPom.com.

## The Tipoff

- Late start** - Due to Covid-19, the NCAA pushed back the start of the 2020-21 season to Nov. 25, two weeks later than normal. Division I teams are allowed to play a maximum

## Series vs. Kentucky

### Georgia Tech trails, 15-57

#### Home: 10-19, Away: 4-31, Neutral: 1-7

2-23-1924	a1	L	27-33		
2-6-1925	h7	L	16-18		
1-16-1926	a2	L	24-25		
1-22-1927	h7	W	48-16		
2-11-1928	a2	W	35-31		
1-16-1929	h7	W	33-19		
2-8-1930	a2	L	19-39		
2-7-1931	a2	L	34-38		
2-17-1931	h7	L	16-35		
2-11-1933	a2	L	22-45		
2-10-1934	a2	L	25-49		
2-9-1935	a2	L	30-57		
3-2-1937	n1	L	30-40		
2-19-1940	h9	W	44-39		
1-20-1941	h9	L	37-47		
2-17-1941	a2	L	41-60		
1-20-1942	h9	L	53-63		
2-16-1942	a2	L	51-57		
1-19-1943	h9	L	36-38		
2-15-1943	a2	L	31-58		
1-22-1945	h9	L	58-64		
2-3-1945	a2	L	32-51		
1-21-1946	a2	L	43-68		
1-28-1946	h9	L	26-54		
1-20-1947	h9	L	47-70		
2-22-1947	a2	L	46-83		
3-1-1947	n2	L	53-75		
1-19-1948	h9	L	56-71		
2-21-1948	a2	L	54-78		
3-6-1948	n2	L	43-54		
1-17-1949	h9	L	45-56		
2-19-1949	a2	L	32-78		
1-16-1950	2/na	h9	L	47-61	
2-18-1950	5/na	a2	L	62-97	
1-22-1951	2/2	h9	L	61-82	
2-9-1951	1/1	a3	L	42-75	
3-2-1951	1/1	n2	L	56-82	
1-21-1952	3/3	h9	L	51-96	
2-9-1952	1/1	a3	L	42-93	
2-28-1952	1/1	n2	L	59-80	
1-9-1954	1/1	a3	L	53-105	
2-2-1954	1/1	n3	L	48-99	
1-8-1955	1/1	a3	W	59-58	
1-31-1955	1/1	h9	W	65-59	
1-7-1956	6/6	a3	L	51-104	
1-30-1956	3/4	h9	L	62-84	
1-5-1957	3/3	a3	L	72-95	
1-28-1957	5/3	h10	L	65-76	
1-4-1958	10/15	a3	L	60-76	
1-27-1958	9/12	h10	W	71-52	
1-3-1959	1/1	a3	L	62-72	
1-26-1959	1/1	h10	L	70-94	
1-2-1960	10/17	13/14	a3	W	62-54
1-25-1960	6/6	16/15	h10	W	65-44
1-7-1961			a3	L	79-89
1-30-1961			h10	W	62-60
1-6-1962	3/5		a3	L	70-89
1-29-1962	2/3		h10	L	62-71
1-5-1963 (2ot)	nr/13	6/7	a3	W	86-85
1-28-1963	6/6		h10	W	66-62
1-4-1964	1/1		h10	W	76-67
1-25-1964	5/4		a3	L	62-79
12-19-1975	20/nr		a3	L	64-66
12-21-1991	13/13	8/9	n4	W	81-80
12-5-1992	13/15	5/5	a	L	87-96
12-9-1995	16/15	5/5	a	L	60-83
12-21-1996		3/3	*h12	L	59-88
12-13-1997	24/23	4/5	a	L	71-85
12-19-1998	3/4		*h12	L	39-80
1-5-2000	24/24		n3	L	71-80
12-9-2000			*h13	W	86-84
12-14-2019	8/9		a	L	53-67

*a-Rupp Arena; a1-Buell Armory; a2-Alumni Gym; a3-Memorial Coliseum; a4-Freedom Hall, Louisville, Ky.; n1-SEC Tournament (Knoxville, Tenn.); n2-SEC Tournament (Louisville, Ky.); n3-Freedom Hall, Louisville, Ky.; n4-Kuppenheimer Classic (The Omni, Atlanta, Ga.); \*h12-Delta Classic (Georgia Dome, Atlanta, Ga.); \*h13-Delta Classic (Phillips Arena, Atlanta, Ga.)*

GAME NOTES

# TECH NOTEBOOK

## Just Georgia Tech, please...

*The Georgia Institute of Technology is the official title, but Georgia Tech will work fine, or just Tech (unless you're in Virginia or Texas). We would appreciate it if you would use our name in those ways. Georgia Tech University is incorrect. Thank you.*

## Georgia Tech Quick Facts

**Official Name:** Georgia Institute of Technology  
**Location:** Atlanta, Ga.  
**Enrollment:** 35,000  
**Founded:** 1885  
**Colors:** Old Gold and White  
**Nickname:** Yellow Jackets, Ramblin' Wreck  
**Mascot:** Buzz (Yellow Jacket)  
**Fight Songs:** Ramblin' Wreck, White and Gold  
**Conference:** Atlantic Coast (ACC)  
**Home Arena:** McCamish Pavilion (capacity 8,600)  
**President:** Dr. Angel Cabrera  
**Director of Athletics:** Todd Stansbury  
**Faculty Rep. for Athletics:** Dr. Baratunde Cola  
**Head Coach:** Josh Pastner (Arizona, 1997)  
 Record at Tech: 65-69 (11th season)  
 Overall: 232-142 (11th season)  
 ACC Regular Season: 31-43!  
 ACC Tournament: 0-3  
 NCAA Tournament: 2-4  
**Associate Head Coach:** Eric Reveno (Stanford, 1989), 4th season  
**Assistant Coach:** Julian Swartz (Carroll College, 2005), 4th season  
**Assistant Coach:** Anthony Wilkins (Kent State, 2013), 2nd season  
**Assoc. Dir. of Player Personnel:** B.J. Eder (Georgia Tech, 2014)  
**Director of Operations:** Tyler Benson (St. Bonaventure, 2009)  
**Director of Scouting:** Hayden Sheridan (Arizona, 2016)  
**Player Development Coach:** Dr. Dan Taylor (Franklin Pierce, 2002)  
**Athletic Trainer:** Richard Stewart (Salisbury, 2005)  
*! On-court record (Georgia Tech had 22 wins and one loss during the 2016-17 and 2017-18 seasons vacated by the NCAA's Committee on Infractions.)*

## Basketball History

**105th season:** 1st game, Feb. 17, 1906 vs. Auburn  
**All-time Record:** 1,393-1,260!  
**Winning/Losing/500 Seasons:** 53 / 47 / 4  
**NCAA Appearances (16):** 23-16 record  
 1960, 1985, 1986, 1987, 1988, 1989, 1990, 1991, 1992, 1993, 1996, 2001, 2004, 2005, 2007, 2010  
**Final Fours (2):** 1990, 2004  
**NIT Appearances (8):** 10-8 record  
 1970, 1971, 1984, 1994, 1998, 1999, 2003, 2016  
**ACC Championships (3):** 1985, 1990, 1993  
**ACC Regular-Season Titles (2):** 1985 (tie), 1996  
**ACC Regular-Season Record (41st season):** 265-385!  
**ACC Tournament Record:** 26-37  
**SEC Championships (1):** 1938  
**SEC Regular-Season Titles (1):** 1937  
**SEC Regular-Season Record (1932-64):** 201-207  
**Metro Conference Regular-Season Record (1975-78):** 9-10  
**Metro Conference Tournament Record:** 4-3  
**Record at McCamish Pavilion:** 93-52 (7th season)  
**Record at Alexander Memorial Coliseum:** 556-194 (55 seasons, 1956-2011)  
**Record at State Farm Arena:** 7-11  
**Record at Arena at Gwinnett Center:** 4-1  
**Record at Georgia Dome:** 9-5  
**All-Time Head Coaches:** 14  
**ACC Head Coaches:** 5  
**All-America Selections:** 14 (12 players)  
**Consensus All-Americans:** 2  
**First-Team All-Americans:** 5  
**National Players of the Year:** 1  
**All-ACC Selections:** 52 times (31 players)  
**ACC Players of the Year:** 2  
**ACC Rookies of the Year:** 11  
**ACC Coaches of the Year:** 5 (3 coaches)  
**ACC Tournament MVPs:** 3  
**ACC All-Freshman Team:** 15

of 27 games. The ACC will play a 20-game schedule for the second straight year, and teams are allowed a maximum of seven non-conference games. Tech has seven non-conference games scheduled.

- Tech and Kentucky are meeting for the second time at State Farm Arena. The Yellow Jackets won the previous encounter on Dec. 9, 2000 (86-84) on a last-second corner jumper by Shaun Fein.
- Tech has a 7-11 all-time record at State Farm Arena, which was formerly known as Philips Arena when first built (see history on page 4). The Yellow Jackets have not played a game in the facility since the 2011-12 season, when they played all eight ACC home games and an ACC Tournament game while McCamish Pavilion was being built.
- Tech has lost its first two games for the first time since the 1974-75 season (both of those games were on the road). The Yellow Jackets last began a season with three straight losses the year before (1973-74), when they started 0-7 and finished 5-21 in head coach Dwane Morrison's first season as head coach.
- Tech leads the ACC in scoring average (96.5 ppg), rebound average (52.5 rpg) and offensive rebound average (20.5 pg).

## Last Time Out

Georgia Tech is playing for the first time since Thanksgiving week, when the Yellow Jackets dropped a pair of games to in-state teams. Tech lost to crosstown foe Georgia State, 123-120 in four overtimes, the night before Thanksgiving, then came back less than 48 hours later and fell to Mercer, from Macon, Ga., 83-73, the day after Thanksgiving.

- Tech played the first quadruple-overtime game in program history. It was the fourth in ACC history (4 by NC State (110) vs. Wake Forest (103), March 4, 1989; by NC State (78) vs. Canisius (79), March 6, 1956; by North Carolina (113) vs. Tulane (106), Feb. 14, 1976).
- The combined 243 points by Georgia Tech and Georgia State were a school record and surpassed the previous mark by 14 points. Tech and Loyola Marymount combined to score 229 points (a 135-94 Tech victory) on Dec. 22, 1990 at the Omni Arena in Atlanta. Seven players scored 20 or more points in the game.
- Tech's 98 field goal attempts tied for the fifth most in program history, while the Jackets' 41 free throws were the second most, and the 59 free throw attempts were a school record (previous: 56 vs. Furman in a regulation game, Dec. 22, 1971). Tech's 70 rebounds tied for fourth most in program history.

## Team Trends

- According to KenPom.com, Tech ranks No. 6 in the nation in experience (average 2.59 years per player) and No. 7 in minutes continuity (75.5 percent), a measure of playing minutes from 2019-20 carrying over to 2020-21.
- Tech has exceeded 100 points per 100 possessions in both games this season after doing so 11 times last season, eight of those games coming after the start of January.
- Tech's adjusted tempo is 72.4 per game according to KenPom.com, above the 70.1 possessions per game last season (No. 87 in the nation), which was its best rate and ranking in Josh Pastner's four years at Tech. The Yellow Jackets' tempo in league play (69.7) was the fourth-highest.
- Tech has reached an average of 70 possessions per game over the course of a full season only five times since 1997, the first year KenPom kept track - 1997-98 (72.3), 2000-01 (72.1), 2001-02 (70.5), 2008-09 (70.5) and 2019-20 (70.1).
- Two fouls in the first half? No problem. Georgia Tech ranked No. 1 in the nation, according to KenPom.com, in 2-foul participation, a measure of percentage of available minutes played by players with two fouls (68.7 percent for Tech). It is

## Last Year's Game

### #8/9 Kentucky 67, Georgia Tech 53 Dec. 14, 2019 • Lexington, Ky.

Moses Wright posted his second double-double of the season with 13 points and 10 rebounds, but Kentucky's defense limited Georgia Tech to 37.9 percent shooting and one three-point field goal in the second half, carrying the 8th-ranked Wildcats to victory at Rupp Arena.

Bubba Parham and Khalid Moore each scored 10 points for the Yellow Jackets, who lost their second straight game. Kentucky won its sixth straight game.

Ashton Hagans led Kentucky with 21 points, seven assists and seven rebounds, scoring in a variety of ways by going 8-of-10 from the floor. Immanuel Quickley scored 16 for the Wildcats, while Nick Richards added 12 points and Keion Brooks, Jr., chipped in with 10.

Tech finished the game shooting 43.4 percent from the floor, including 5-of-18 from three-point range. The Wildcats finished at 47.1 percent overall, 4-of-12 from three-point range. The teams combined for 33 turnovers.

Kentucky started quickly, hitting its first three shots to take a 7-2 lead, but the Yellow Jackets steadied themselves and led by as many as five points, 26-21, on a three-point play by Moore at the 7:23 mark of the first half. Tech missed six of its last eight shots in the half, however, as the Wildcats ratcheted up their defense to fuel a 15-4 run, leading 36-30 at intermission.

Tech closed its deficit to 44-41 in the second half on a Moore three-pointer, but missed its next seven shots from the floor, and 10 of the next 11, as the Wildcats padded their lead to double digits.

#### GEORGIA TECH (4-4, 1-1 ACC)

Player	FG-A	3P-A	FT-A	Reb	PF	Pts	A	TO	Bk	S	MIN
Wright, Moses*	6-11	1-2	0-0	10	3	13	0	4	0	0	38
Moore, Khalid*	4-8	1-3	1-2	3	0	10	3	2	0	2	33
Banks III, James*	3-8	0-0	0-2	2	5	6	1	3	3	1	25
Devos, Michael*	2-11	0-5	1-2	2	3	5	4	4	0	0	33
Parham, Bubba*	4-7	2-4	0-0	2	3	10	1	0	0	1	38
Phillips, Shembari	0-1	0-0	0-0	0	0	0	1	0	0	0	3
Cole, Evan	2-2	1-1	0-0	2	4	5	0	0	1	0	10
Price, Asanti	2-5	0-2	0-0	1	0	4	1	2	0	1	20
<b>Totals</b>	<b>23-53</b>	<b>5-17</b>	<b>2-6</b>	<b>25</b>	<b>18</b>	<b>53</b>	<b>11</b>	<b>17</b>	<b>4</b>	<b>5</b>	<b>200</b>
FG%	1st Half: 12-24 50.0%	2nd Half: 11-29 37.9%	Game: 43.4%								
3FG%	1st Half: 4-7 57.1%	2nd Half: 1-10 10.0%	Game: 29.4%								
FT%	1st Half: 2-5 40.0%	2nd Half: 0-1 0.0%	Game: 33.3%								

#### KENTUCKY (8-1, 0-0 SEC)

Player	FG-A	3P-A	FT-A	Reb	PF	Pts	A	TO	Bk	S	MIN
Richards, Nick*	5-6	0-0	2-4	4	4	12	0	1	4	1	34
Montgomery, EJ*	0-4	0-0	0-0	3	2	0	1	0	0	0	20
Hagans, Ashton*	8-10	2-3	3-4	7	3	21	7	6	0	2	35
Marey, Tyrese*	0-9	0-3	6-6	7	1	6	6	3	0	2	38
Quickley, Immanuel*	6-12	2-6	2-2	3	2	16	2	3	0	2	36
Whitney, Khalil	1-2	0-0	0-0	3	0	2	1	2	0	0	7
Juzang, Johnny	0-1	0-0	0-0	0	0	0	0	1	0	0	4
Brooks Jr., Keion	4-7	0-0	2-2	4	1	10	1	0	1	1	26
<b>Totals</b>	<b>24-51</b>	<b>4-12</b>	<b>15-18</b>	<b>34</b>	<b>13</b>	<b>67</b>	<b>18</b>	<b>16</b>	<b>5</b>	<b>8</b>	<b>200</b>
FG%	1st Half: 15-29 51.7%	2nd Half: 9-22 40.9%	Game: 47.1%								
3FG%	1st Half: 2-5 40.0%	2nd Half: 2-7 28.6%	Game: 33.3%								
FT%	1st Half: 4-4 100%	2nd Half: 11-14 78.6%	Game: 83.3%								

#### Score by Periods

	1st	2nd	Total
Georgia Tech	30	23	53
Kentucky	36	31	67

Officials: Joe Lindsay, Lee Cassell, Vladimir Voyard-Tadda

Attendance: 2011

Points in the paint-GT 32, UK 26. Points off turnovers-GT 14, UK 16.

2nd chance points-GT 5, UK 9. Fast break points-GT 6, UK 10.

Bench points-GT 9, UK 12. Score tied-3 times. Lead changed-4 times.

Last FG-GT 2nd-00:56, UK 2nd-01:38.

Largest lead-GT by 5 1st-07:23, UK by 16 2nd-01:38.

GT led for 06:56, UK led for 31:03. Game was tied for 02:01.

## TECH NOTEBOOK

## Tech's Record

	2020-21	CJP
At home	0-2	50-25
On the road	0-0	13-35
At neutral sites	0-0	2-6
Vs. top-10 opponents	0-0	3-13
Vs. top-25 opponents	0-0	6-22
Vs. teams over .500	0-1	40-59
Vs. teams under .500	0-0	19-6
Vs. teams at .500	0-1	5-3
While in the top 25	0-0	0-0

In November	0-2	14-8
In December	0-0	14-16
In January	0-0	17-17
In February	0-0	10-22
In March/April	0-0	10-5

Wearing white uniforms	0-2	47-25
Wearing gold uniforms	0-0	12-25
Wearing navy uniforms	0-0	7-15
Wearing black uniforms	0-0	0-0

Game is decided by 5 pts./fewer or OT	0-1	15-17
Game is decided by 10/fewer or OT	0-2	30-35

Leading at the half	0-0	49-14
Trailing at the half	0-2	15-54
Tied at the half	0-0	1-0
Leading with 5:00 to play	0-0	56-3
Trailing with 5:00 to play	0-1	6-62
Tied with 5:00 to play	0-1	2-3
In overtime games	0-1	3-3
After a bye in the ACC schedule	0-0	2-3

Tech scores 100 or more points	0-1	0-1
Tech scores 70 or more points	0-2	42-14
Tech scores fewer than 70 points	0-0	23-55
Opponent scores 100 or more points	0-1	0-2
Opponent scores 70 or more	0-2	11-40
Opponent scores fewer than 70	0-0	56-26
Opponent scores fewer than 50	0-0	4-0

Tech shoots 50 pct. or better	0-0	22-7
Opponent shoots 50 pct. or better	0-0	1-13
Opponent shoots under 40 pct.	0-0	49-14
Tech has a higher FG% than opponent	0-1	63-18
Tech has a lower FG% than opponent	0-1	1-48
FG percentage is even	0-0	0-2

Tech has more 3-point FGs	0-0	19-15
Tech has fewer 3-point FGs	0-2	38-44
3-point FGs are even	0-0	9-8

Tech attempts more FT than opponent	0-1	48-20
Tech attempts fewer FT than opponent	0-1	15-44
Free throw attempts are even	0-0	2-4

Tech outrebounds opponent	0-2	35-20
Opponent outrebounds Tech	0-0	24-48
Rebounds are even	0-0	5-1

Tech has fewer turnovers than opponent	0-0	27-17
Tech has more turnovers than opponent	0-2	35-43
Turnovers are even	0-0	4-6
Tech has more assists than turnovers	0-1	37-19

Committing more fouls	0-1	14-40
Committing fewer fouls	0-1	46-21
Fouls are even	0-0	5-7

4/more Jackets score in double figures	0-1	31-16
A Jacket scores 20 or more	0-2	36-34
A Jacket scores 30 or more	0-1	3-3

Scoring more bench points	0-0	29-25
Scoring fewer bench points	0-0	34-37
Bench scoring is even	0-0	2-4

currently ninth at 75.8 percent. The Jackets led the nation in this category in 2018-19, were fourth in 2017-18 and 35th in 2016-17.

- Four Tech players recorded double-doubles in the Yellow Jackets' four-overtime loss to Georgia State, something believed to be a first in program history - Moses Wright (31 points/19 rebounds), Jose Alvarado (29/10), Michael Devoe (24/13) and Jordan Usher (15/10).

- Tech has outrebounded both of its opponents this year by an average of +7.0.

- Tech has given up 22 three-point field goals in its first two games (22-of-55, 40 percent). The Yellow Jackets are 15-of-57 from three-point range and nearly 36 percent of their field goal attempts have come from behind the arc.

## Personnel Trends

- **Moses Wright** averaged 25.5 points and 12.5 rebounds in the two losses to Georgia State and Mercer, including a 31-point, 19-rebound performance against the Panthers. Wright was one rebound shy of becoming the second Tech player to record 30 or more points and 20 or more rebounds in one game. His 19 rebounds were the most for a Tech player since 2016. Tech's last 20-rebound game occurred in 1974. Wright recorded the eighth double-double of his career; he had seven last season.

- Wright followed that game with a 20-point performance against Mercer, giving him five 20-point games in his career. Wright has scored in double digits in 26 of 33 games dating back to the beginning of the 2019-20 season.

- Wright leads the ACC in scoring average, ranks third in rebound average and 10th in field goal percentage (51.5).

- **Jose Alvarado** (18.5 ppg, 3-of-11 on 3s in two games) has made a three-point basket in 20 straight games, the longest streak for a Tech player since Adam Smith knocked down a three in 24 straight games during the 2015-16 season.

- Alvarado ranks No. 8 in the ACC in scoring, No. 5 in assists (5.5 apg) and third in steals (3.5 pg).

- In two games this season, Alvarado has risen to No. 40 in career points (1,071) at Georgia Tech. He is the ACC's No. 2 active scorer in terms of career points.

- Alvarado is the top steal artist among the ACC's active players with 159. The total ranks No. 10 in Tech history.

- **Michael Devoe** began his junior season needing 242 points to join Alvarado in the 1,000-point club and now sits at 796. Wright has a little farther to go, with 746.

- Devoe entered his junior year with career norms of 44.4 percent from the floor, 41.1 percent from three-point range and 73.1 percent from the foul line. The Orlando, Fla., native shot 47.6 percent overall last season, 42.7 percent from three-point range and 75 percent from the line. He hit 44.2 percent of his threes in ACC games.

- Devoe currently ranks No. 7 in the ACC in scoring average (19.0), ninth in three-point field goal percentage (31.3 pct.) and seventh in three-point field goals per game

- **Double your pleasure** - Wright, Alvarado, Devoe and Jordan Usher all recorded double-doubles against Georgia State. It was the first in the careers of Devoe and Usher, the second for Alvarado and the eighth for Wright.

- **Jordan Usher** has scored in double digits both games this season and 10 times for the Yellow Jackets since he became eligible to play last December.

- **Bubba Parham** has averaged 14.0 points and scored in double digits in both games this season off the bench (eight times as a Yellow Jacket). His 16 points against Georgia State were a career high in a Tech uniform.

## Pastner's Key Metrics

- **Assists to made field goals:** Tech assisted on 54.4 percent of its field goals last season, well above the national average of 51.6. The Jackets have 28 assists on 64 made field goals in two games this season (43.7 percent). Its nightly goal

## A Make-or-Miss Game

Georgia Tech's offensive rankings vs. the ACC under Josh Pastner

Year	PPG	FG Pct.	3pt FG Pct.
2019-20	69.9 (9)	.462 (2)	.341 (6)
2018-19	60.7 (15)	.426 (8)	.306 (12)
2017-18	63.6 (14)	.419 (12)	.312 (15)
2016-17	65.1 (14)	.434 (14)	.309 (15)

is to assist on 60 percent, which the Jackets met 16 times last season. Tech assisted on 58.0 percent of its field goals vs. ACC teams last season, the best rate in the conference.

- **Free throws made to opponents' attempts:** Tech's goal each night is to make more free throws than the opponent attempts. The Yellow Jackets have made 50 of 70 free throws through two games, compared to 38 of 56 for opponents.

- **Turnovers:** The Yellow Jackets have committed 37 to their opponents' 30 in two games. More telling for Tech under Josh Pastner is that when Tech has committed fewer turnovers than its opponent, it is 27-17. When it has committed more, it is 33-43.

- **Guard rebounding:** Tech's perimeter players have corralled 42 of 64 defensive rebounds in two games (65.6 percent).

## Tech's Dynamic Duo

Three Georgia Tech starters averaged in double figures in 2019-20, with a fourth hovering just under double digits, but it could be argued that no team in the ACC, perhaps beyond Syracuse, relied more on its guards than did the Yellow Jackets.

Starting guards Michael Devoe and Jose Alvarado, Tech's two leading scorers, accounted for 40.7 percent of the Yellow Jackets' points in ACC games, including 44.3 percent over Tech's last 11 conference games. Both players earned All-ACC recognition.

In the 21 games that both played (Alvarado missed seven games, Devoe three due to injury), they accounted for 42.1 percent of the Jackets' scoring.

In ACC games, Alvarado and Devoe ranked No. 8 and 12, respectively, in the ACC in scoring, No. 8 and 11 in assists, No. 6 and 5 in field goal percentage, and No. 10 and 12 in minutes.

Combined, they shot 47 percent from the floor in conference games, 39.3 percent from three-point range and 77.6 percent from the free throw line.

Said Tech head coach Josh Pastner on the eve of

## Tech at State Farm Arena

12/1/1999	Michigan <sup>2</sup>	L, 77-80
12/11/1999	Stanford <sup>1</sup> (ot)	L, 61-64 (ot)
12/9/2000	Kentucky <sup>1</sup>	W, 86-84
12/16/2001	Syracuse <sup>1</sup>	W, 96-80
12/15/2002	Tennessee <sup>1</sup>	L, 69-70
12/13/2003	Saint Louis <sup>1</sup>	W, 75-62
12/11/2004	Air Force <sup>1</sup>	W, 64-42
11/29/2011	Northwestern	L, 60-76
1/3/2012	Alabama	L, 48-73
1/7/2012	Duke	L, 74-81
1/19/2012	Virginia	L, 38-70
1/24/2012	Miami	L, 49-64
2/4/2012	Boston College	W, 51-47
2/9/2012	NC State	L, 52-61
2/21/2012	Clemson	L, 37-56
2/25/2012	Maryland	W, 63-61
3/3/2012	Boston College	W, 69-62
3/8/2012	Miami (ACC Tournament)	L, 36-54

# TECH NOTEBOOK

## Tech Highs and Lows Under Josh Pastner

**Longest winning streak:** 4 games (2016-17, 2017-18, 2019-20)  
**Longest ACC winning streak:** 4 games (2019-20)  
**Longest losing streak:** 7 games (2017-18, 2018-19)  
**Longest ACC losing streak:** 7 games (2017-18, 2018-19)  
**Most points scored in a game:** 120 vs. Georgia State (40t), 11/25/20  
**Most points scored in a game (regulation):** 96 vs. Tusculum, 2/7/17; at North Carolina, 1/4/20  
**Most points scored - ACC opponent:** 96 at North Carolina, 1/4/20  
**Fewest points scored in a game:** 42 vs. Clemson, 2/6/19  
**Fewest points scored - ACC opponent:** 42 vs. Clemson, 2/6/19  
**Most points allowed in a game:** 123 vs. Georgia State (40t), 11/25/20  
**Most points allowed in a game (regulation):** 110 at Duke, 1/4/17  
**Most points allowed - ACC opponent:** 110 at Duke, 1/4/17  
**Fewest points allowed in a game:** 40 vs. Florida A&M, 12/9/18  
**Fewest points allowed - ACC opponent:** 51 vs. Syracuse, 1/31/18  
**Largest margin of victory:** 38 vs. Tusculum (96-58), 2/7/17  
**Largest margin of victory - ACC opponent:** 22 vs. Florida State (78-56), 1/25/17  
**Largest margin of victory - road game:** 19 (71-52) at Boston College, 1/11/20  
**Largest margin of victory - ACC road game:** 19 (71-52) at Boston College, 1/11/20  
**Largest losing margin:** 53 (110-57) at Duke, 1/4/17  
**Largest losing margin at home:** 34 (97-63) vs. Syracuse, 12/18/19  
**Largest losing margin - ACC opponent:** 53 at Duke, 1/4/17  
**Most points allowed in a win:** 83 at North Carolina (96-83), 1/4/20  
**Most points scored in a loss:** 120 vs. Georgia State (4 ot), 11/25/20  
**Most points scored in a loss (regulation):** 81 vs. Wright State, 12/22/17  
**Fewest points scored in a win:** 52 vs. Northwestern (52-51), 11/28/17  
**Fewest points allowed in a loss:** 52 vs. Virginia Tech (52-49), 1/9/19  
**Largest deficit overcome to win a game:** 15 vs. Boston College (7:03-1st), 2/11/17; at NC State (4:01-1st), 11/5/19  
**Largest 2nd-half deficit overcome to win a game:** 9 vs. NC State (17:15), 3/1/18; vs. Prairie View A&M (16:49), 11/23/18; at Hawaii (16:11), 11/25/19  
**Largest deficit overcome to win a road game:** 15 (4:01-1st) at NC State, 11/5/19  
**Largest lead given up in a loss:** 16 (15:06-2nd half) vs. St. John's, 12/1/18  
**Largest 2nd-half lead given up in a loss:** 16 (15:06-2nd half) vs. St. John's, 12/1/18  
**Highest FG pct.:** 59.5 (25-42) at Syracuse, 1/12/19  
**Highest FG pct. - ACC opponent:** 59.5 (25-42) at Syracuse, 1/12/19  
**Lowest FG pct.:** 27.1 (16-59) vs. Florida State, 2/16/19  
**Lowest FG pct. - ACC opponent:** 27.1 (16-59) vs. Florida State, 2/16/19  
**Highest 3-pt pct.:** 62.5 (10-16) at NC State, 1/15/17  
**Highest 3-pt pct. - ACC opponent:** 62.5 (10-16) at NC State, 1/15/17  
**Most 3-pt FG:** 12 vs. Lamar, 11/9/2018  
**Most 3-pt FG - ACC opponent:** 11, at Virginia Tech, 2/13/19  
**Lowest 3-pt pct.:** 10.0 (1-10) vs. Miami, 1/3/18, (1-10) vs. Louisville, 1/19/19  
**Lowest 3-pt pct. - ACC opponent:** 10.0 (1-10) vs. Miami, 1/3/18, (1-10) vs. Louisville, 1/19/19  
**Highest FG pct. allowed:** 59.3 (32-54) at Florida State, 1/24/18  
**Highest FG pct. allowed - ACC opponent:** 59.3 (32-54) at Florida State, 1/24/18  
**Lowest FG pct. allowed:** 21.6 (16-74) vs. Elon, 11/11/19  
**Lowest FG pct. allowed - ACC opponent:** 28.2 (20-71) vs. Florida State, 1/25/17  
**Highest 3-pt pct. allowed:** 60.0 (12-20) at Louisville, 2/8/18  
**Highest 3-pt pct. allowed - ACC opponent:** 60.0 (12-20) at Louisville, 2/8/18  
**Lowest 3-pt pct. allowed:** 6.7 (1-15) at Hawaii, 11/25/19  
**Lowest 3-pt pct. allowed - ACC opponent:** 9.5 (2-21) vs. Duke, 1/26/19  
**Highest FT pct.:** 95.2 (20-21) vs. Coppin State, 12/27/17  
**Lowest FT pct.:** 28.6 (2-7) vs. Notre Dame, 3/12/19  
**Most free throws made:** 41 vs. Georgia State, 11/25/20  
**Most free throws attempted:** 59 vs. Georgia State, 11/25/20 (school record)  
**Fewest free throws made:** 2 at Miami, 2/15/17; at Duke, 1/26/19; vs. Notre Dame, 3/12/19; at Kentucky, 12/14/19  
**Most assists:** 29 vs. Kennesaw State, 12/28/18  
**Fewest assists:** 5 at Georgia, 12/19/17, at Tennessee, 11/13/18, at Florida State, 2/2/19, vs. Boise State, 12/22/19  
**Most turnovers:** 24 vs. Arkansas, 11/25/19; Ball State, 12/18/19  
**Fewest turnovers:** 5 at Notre Dame, 2/1/20  
**Most blocked shots:** 16 vs. Southern, 11/14/16 (Tech record)  
**Most steals:** 15 vs. North Carolina, 12/31/16, at Syracuse, 1/13/19

the season opener: "Both Michael and Jose have really gotten better. Look, I remember, and I've told this to Jose, when we signed Jose here, there were a lot of people calling me to tell me he's not good enough to play in the ACC, like they're thinking, 'Coach, that's a stretch to take that type of guard. And obviously, he's turned himself into not only an All-ACC defender but an All-ACC player. Michael Devoe, from where he started to where he is now, his jump has been enormous. And so those two guys, they're a great backcourt. I'll put them up against anybody in the country."

### Build the Wall

Due to its ability to play both zone and man-to-man and keep opponents off-balance, Georgia Tech has been able to rely on its mixture of defenses to win games over Josh Pastner's first four seasons at Georgia Tech.

According to KenPom.com, Georgia Tech ranked No. 16 nationally in defensive efficiency in 2019-20 (91.8 points/100 possessions), its best ranking since 2016-17 (No. 6).

Broken down, Tech ranked No. 10 in effective defensive field goal percentage (44.7), No. 45 in two-point field goal defense (45.7) and No. 5 in three-point defense (28.5).

### Balancing Act

Georgia Tech has lived and succeeded by playing excellent defense during its four years under Josh Pastner, but once the Yellow Jackets had their entire roster available, they demonstrated efficient and sometimes potent offense as well.

Without relying a great deal on three-point shooting, Tech increased its tempo last season to a four-year high under Pastner, 70.1 possessions per game according to KenPom.com (No. 87 in the nation). Tech hit 70 or more possessions in five of its last seven ACC games, and the Yellow Jackets' tempo in league play (69.7) was the fourth-highest.

Against ACC teams (according to KenPom.com), Tech ranked No. 4 in effective field goal percentage (51.1), the Yellow Jackets' highest ranking in that category since they were No. 2 in 2010 (49.0).

Though the Jackets relied heavily on their starting guards Jose Alvarado and Michael Devoe for scoring, they did the majority of it inside the three-point line along with post players James Banks III and Moses Wright, Tech ranked No. 2 in conference games in percentage of points scored on two-point field goals (57.3), after ranking No. 1 in the ACC in that category each of the three previous seasons under Josh Pastner. Tech ranked 11th nationally in all games (58.5 percent).

Tech exceeded 100 points per 100 possessions 11 times, eight of those games coming since Jan. 4 at North Carolina, which was the Jackets' highest efficiency rating of the season (132.2). Tech exceeded 100 in four of its last 10 games (Notre Dame, Virginia Tech, Wake Forest, Pittsburgh).

## Georgia Tech By the Numbers

1	SEC Championships
1	NCAA Post-Graduate Scholar
1	Naimsmith Award winner
2	Final Four appearances
2	ACC regular-season titles
2	ACC Players of the Year
2	National Freshmen of the Year
3	ACC Championships
3	Years a Member of the Metro Conference
5	First-team All-America players
6	Jersey numbers retired
6	Academic All-Americans
7	NCAA Sweet 16 appearances
8	Wins over teams ranked No. 1
8	NBA lottery picks
12	ACC Rookie of the Year honorees
14	Head coaches in program history
16	NCAA Tournament berths
19	NBA first-round draft picks
24	Total postseason berths (NCAA and NIT)
32	Years a Member of the SEC
40	Years a Member of the ACC
47	Players taken in the NBA Draft
49	Players selected All-ACC
228	Weeks ranked in either AP or Coaches Poll

### Assisted Living

Georgia Tech coach Josh Pastner preached and prodded his Yellow Jackets on ball and player movement and hard cutting from the first time he got his team on the practice court. His primary measuring stick on how well the Jackets perform offensively is their ratio of assists to made field goals.

Tech again was one of the nation's better teams in assists to made field goals (No. 140 nationally at 53.3 pct.). In ACC games, Tech has assisted on 58.0 percent, the second-best figure in the conference.

Pastner's nightly goal is 60 percent. The national average was 51.5 percent.

Tech finished last season No. 49 in 2018-19 at 57.6 percent (56.4 pct. in ACC games), well above the national average (52.1 pct.) in that category. In Pastner's first season, the Yellow Jackets ranked 13th nationally at 62.6 percent, the team's highest rate since the 2000-01 season. Tech's number was 63.2 percent in ACC games.

**Tech's top assists-to-made field goals ratios:** 1987-88 – 68.3; 1988-89 – 65.9; 1986-87 – 65.8; 1992-93 – 65.0; 1985-86 – 64.8; 2000-01 – 62.9; 1999-00 – 62.9; 2016-17 – 62.6

## Tech All-Time vs. the ACC

Opponent	Overall	in ACC	Tourney	In McCamish Pavilion	In Opponent Current Venue	Current Streak
Boston College	16-12	12-11	1-3	2-1	4-6	Won 2
Clemson	65-73	37-50	4-1	4-4	9-39	Won 2
Duke	23-74	19-62	3-7	0-3	5-36	Lost 13
Florida State	29-43	19-29	0-2	1-3	8-16	Lost 4
Louisville	14-22	1-7	--	1-3	0-3	Won 1
Miami	10-14	8-13	0-1	2-3	3-6	Won 1
North Carolina	25-69	23-55	5-4	0-4	5-25	Won 1
NC State	43-57	35-43	3-3	2-3	6-11	Won 4
Notre Dame	11-12	5-10	0-1	5-2	1-8	Lost 4
Pittsburgh	9-5	4-5	0-1	3-1	1-3	Won 1
Syracuse	6-7	4-5	--	2-2	2-4	Lost 2
Virginia	40-43	38-42	5-5	2-3	1-8	Lost 6
Virginia Tech	7-20	6-16	1-3	2-4	1-10	Won 1
Wake Forest	44-40	43-38	0-4	5-0	9-20	Won 3

## TECH NOTEBOOK

## The Last Time a Jacket...

## Scored 30 or more points:

Moses Wright, 31 vs. Georgia State, 11/25/20

## Led Tech in scoring off the bench:

Evan Cole, 16 vs. USC Upstate, 1/2/19

## Grabbed 15 or more rebounds:

Moses Wright, 19 vs. Georgia State, 11/25/20

## Had 10 or more assists:

Josh Health, 10 vs. NC State, 1/15/17

## Had a double-double:

Moses Wright (31 pts/19 reb) vs. Georgia State, 11/25/20

## Played 40 minutes in regulation:

Jose Alvarado at Wake Forest, 2/19/20

## Played every minute of an overtime game:

Michael Devoe (45 minutes/1 OT) vs. Boston College, 3/3/19

## Played every minute of a multiple-OT game:

Matt Harpring (50 minutes/2 OT) vs. North Carolina, 2-8-98

## The Last Time the Jackets...

## Scored 100 or more points:

vs. Georgia State (120-123) on 11/25/20

## Scored 100 or more points in regulation:

vs. Green Bay (107-77) on 11/19/15

## Scored 100 or more points in consecutive games:

vs. Jackson State (100-70) on 11/13/06, Georgia State (103-74) on 11/16/06

## Scored 100 or more points twice in one season:

vs. Cornell (116-81), 11/13/15, Green Bay (107-77) on 11/19/15

## Allowed 100 or more points:

vs. Georgia State (120-123) on 11/25/20

## Allowed 100 or more points in regulation:

vs. Duke (110-57) on 1/4/17

## Shot 60 percent or better:

.603 (47-78) vs. Cornell, 11/13/15

## Failed to make a three-point basket:

0-for-12 vs. Virginia, 1/22/15

## Did not allow a three-point basket:

0-for-11 vs. Pittsburgh, 3/5/16

## Failed to make a free throw:

0-for-6 vs. Duke, 1/7/14

## Grabbed 50 or more rebounds:

70 vs. Georgia State, 11/25/20

## Two players had a double-double:

Jose Alvarado (29 pts/10 reb), Michael Devoe (24/13), Jordan Usher (15/10) and Moses Wright (31/19) vs. Georgia State, 11/25/20

## Two players had 10 or more rebounds:

Jose Alvarado (10), Michael Devoe (13), Jordan Usher (10) and Moses Wright (19) vs. Georgia State, 11/25/20

## Had 25 or more assists:

29 vs. Kennesaw State, 12/28/18

## Blocked 10 or more shots:

10 vs. Pittsburgh, 3/4/2020

## Had 15 or more steals:

15 at Syracuse, 1/12/19

## Had fewer than 10 turnovers:

5 at Notre Dame, 2/1/20

## Had five or more players in double-figures in points:

Jose Alvarado (29), Michael Devoe (24), Bubba Parham (16), Jordan Usher (15) and Moses Wright (31) vs. Georgia State, 11/25/20

## Had no player score 10+ points:

Virginia (57-28 loss), 1/22/15

## Allowed no player to score 10+ points:

Hawaii (73-40 win), 12/25/19

## Had no player play 30 minutes:

Morehouse (82-54 win), 1/28/20

## Won by 30 or more points:

Kennesaw State (87-57), 1/28/18

## Won by 40 or more points:

Kentucky State (98-50), 1/30/10

## Won by 50 or more points:

Winston-Salem State (97-46), 1/3/07

## Lost by 30 or more points:

Syracuse (97-63), 12/7/19

## Played an overtime game:

vs. Georgia State (lost 123-120, 4 ot), 11/25/20

## Defeated a Top 10 team:

#5/5 Louisville (64-58), 2/12/20

## Defeated a Top 25 team:

#5/5 Louisville (64-58), 2/12/20

## Defeated a Top 10 team on the road:

#7/7 Syracuse (67-62), 3/4/14

## Defeated a Top 25 team on the road:

#23/23 Miami (70-50), 1/28/15

## Had a game postponed:

Boston College (in Atlanta), 2/12/14 (weather)

## Had a game cancelled:

Fordham (in Atlanta), 11/27/10 (weather)

## All in for Alvarado

Point guard Jose Alvarado, recruited to Georgia Tech primarily for his winning attitude and determination, was given the green light by head coach Josh Pastner to handle the position as a freshman, sink or swim. He has developed into Tech's engine and leader on the floor, earning third-team All-ACC honors as a junior.

The Brooklyn native, the first Tech player from the New York area in nearly 20 years, had missed seven full games and most of an eighth with a right ankle sprain suffered before the Jackets' played their second game of the season against Elon. He returned to the court for the Diamond Head Classic in Hawaii in late December.

After Alvarado's return, the Jackets exceeded 100 points per 100 possessions eight times, averaged 69.9 points per game and shot 46.2 percent from the floor.

He was Tech's leading scorer in ACC games at 16.1 points per game (8th in the ACC) while converting on 46.5 percent of his shots from the floor (6th ACC) and 35.8 percent from three-point range. He led the ACC in steals (2.37) and ranked eighth in assists (4.50) in conference games.

The 6-foot senior exceeded 20 points seven times over his last 17 games, including 26 in a win over NC State and 25 each against North Carolina and Notre Dame (Feb. 1), 22 at Wake Forest on Feb. 19.

In Tech's last 11 games, he shot 46.9 percent from the floor, 36.5 percent from three-point range while averaging 18.2 points per game.

Alvarado has posted 51 double-figure scoring games in his career, 16 times scoring 20 or more. And the playmaker has averaged more than 34 minutes per game, with 15 complete 40-minute games.

• **Said Pittsburgh coach Jeff Capel:** *"He's always challenging. He's good, he's really confident. He plays with great spirit. He looks like he loves to play basketball. He looks like he loves to compete, not just play basketball. He loves to figure out how to beat you, how to get under your skin, how to motivate his team."*

## Getting it Wright

The best player development story in Georgia Tech's program is that of junior forward Moses Wright, who played only one year of high school basketball and was not rated at all coming out of high school.

One of the most improved players in the ACC, Wright was remarkably consistent as a junior. He failed to reach double figures in scoring only eight times, and never in back-to-back games until the final three games of the season. He doubled his scoring and rebounding averages over his sophomore season, and was the only Jacket to play and start every game in 2019-20.

The 6-9 Raleigh, N.C., native finished No. 3 on Tech's scoring chart (13.0 ppg overall, 13.4 ppg vs. ACC) chart and No. 2 in rebounding (7.0 rpg, 6.8 vs. ACC). He connected on 53.1 percent of his shots from the floor (3rd in the ACC), 50.5 percent in ACC games (4th). He ranked No. 14 in the ACC in rebound average.

Wright had seven double-doubles in 2019-20, four of them in ACC games against Florida State, Duke, Boston College and Syracuse (33 points, 10 rebounds on Feb. 22). He also posted double-doubles against Houston and Kentucky.

He made the all-tournament team at the Diamond Head Classic, averaging 17.7 points and 7.3 rebounds while connecting on 63.6 percent of his field goal tries, earning him ACC Player of the Week honors.

## Wright's Historic Game at Syracuse

Moses Wright posted a historic performance for a Georgia Tech player in a close defeat Feb. 22 at Syracuse, scoring 33 points with 10 rebounds in the Yellow Jackets' 79-72 loss to the Orange. The 33 points tied the third-most ever recorded

## Defend the Home

## Tech's last six home ACC opponents in 2019-20

Opponent	Pts	Field Goals	3pt FG	TO	Eff*
NC State	58	.386 (22-57)	.222 (4-18)	14	85.2
Virginia Tech	57	.382 (21-55)	.174 (4-23)	10	86.0
Louisville	58	.339 (19-56)	.125 (3-24)	16	83.0
Clemson	59	.414 (24-58)	.100 (2-20)	16	83.2
Miami	57	.367 (22-60)	.118 (2-17)	17	79.7
Pittsburgh	57	.309 (17-55)	.429 (6-14)	18	82.6
<b>Averages</b>	<b>57.7</b>	<b>.367 (125-341)</b>	<b>.181 (21-116)</b>	<b>15.1</b>	<b>83.3</b>

\*KenPom.com

by a Tech player in an ACC road game, and were the most for a Jacket in an ACC road game in nearly 20 years. He beat his previous career best by eight points, having scored as many as 20 points only twice in his career previously.

The 6-9 junior made 14 of 17 field goal attempts in the game, with the 14 field goals the third-most ever by a Tech player against an ACC team.

Wright posted his seventh double-double this season, but this one was the first by a Tech player to involve 30 or more points since Josh Okogie's 35-point, 14-rebound game against Florida State on Jan. 22, 2017.

## TOP PERFORMANCES - ACC ROAD GAMES

Dennis Scott - 36 at Wake Forest, 1/6/1990

Dennis Scott - 36 at Duke, 1/28/1990

Duane Ferrell - 34 at Clemson, 3/5/1988

Dennis Scott - 33 at North Carolina, 2/28/1990

Kenny Anderson - 33 at Virginia, 2/19/1991

Tony Akins - 33 at Florida State, 2/21/2000

MOSES WRIGHT - 33 at Syracuse, 2/22/2020

## Sophomore Surge

Sophomore guard Michael Devoe, the highest-rated high school prospect Georgia Tech has recruited under Josh Pastner until this fall, steadily improved over the course of his freshman season and has made a quantum leap for the Yellow Jackets as a sophomore.

The Orlando, Fla., native led the ACC in scoring through the month of November, and finished No. 7 at 16.0 points per game and No. 5 in field goal percentage (47.6).

Devoe scored 20 or more points in 10 games last season, including a career-best 34 in a loss to Georgia that earned him ACC Player of the Week honors, and reached double figures in all but five games.

He topped the NCAA rankings in three-point shooting early in the season, and made 42.7 percent for the season, 44.2 percent in ACC games. After a shooting slump gripped him in December prior to ACC play resuming, he hit 32-of-72 shots from three-point range (44.4 percent) in his last 17 games.

As a freshman, Devoe connected on 43.8 percent of his three-point tries in ACC games and averaged 35.4 minutes (10th-most). He hit 32-of-68 (47.1 pct.) three-point tries in his last 15 games.

## Three Freshmen Join 2020-21 Squad

Georgia Tech filled all three of its available scholarships for this season, signing four-star 7-1 center **Saba Gigiberia**, three-star 6-2 guard **Tristan Maxwell** and three-star 6-9 forward **Jordan Meka**.

Gigiberia, originally from Tbilisi in the Republic of Georgia, attended Prolific Preparatory School in Napa, Calif., after a year at Findlay Prep in Las Vegas, Nev. He has represented Georgia in the FIBA U16 and U18 European Championships.

Meka, originally from Yaounde, Cameroon, has attended Mt. Bethel Christian Academy in Marietta, Ga., since ninth grade, and has made all-state teams the last three years and is the

# TECH NOTEBOOK

## Tech Alumni in the NBA

Player	Team
Derrick Favors	Utah Jazz
Josh Okogie	Minnesota Timberwolves
Thaddeus Young	Chicago Bulls

## Tech Alumni Elsewhere

Player (years at Tech)	Current Team
Tony Akins (1998-2002)	SK Knights (South Korea)
Brandon Alston (2017-19)	Team Ehingen Urspring (Germany)
Alade Aminu (2005-09)	Polski Cukier Torun (Poland)
James Banks III (2018-20)	Hapool Beer Sheva (Israel)
Will Bynum (2004-06)	Bivouac/Big 3 (USA)
Demarco Cox (2014-15)	Quimper (France)
Mouhoulaye Gueye (2006-08)	Promithias (Greece)
Marcus Georges-Hunt (2012-16)	Guangzhou (China)
Dion Glover (1997-99)	Bivouac/Big 3 (USA)
Trae Golden (2013-14)	Bahcesehir Koleji Istanbul (Turkey)
Abdoulaye Gueye (2014-19)	Ashdod (Israel)
Josh Heath (2014-17)	Leuven Bears (Belgium)
Kammee Holsey (2011-14)	MBC Mykolaiv (Ukraine)
Jarrett Jack (2002-05)	Sioux Falls Skyforce (G League)
Tadic Jackson (2014-18)	Senjuri (Slovenia)
Ben Lammers (2014-18)	ALBA Berlin (Germany)
Gani Lawal (2007-10)	Fukuoka Rizing (Japan)
Anthony McHenry (2001-05)	Shinshu BW (Japan)
Daniel Miller (2009-14)	Sendai 89ers (Japan)
Charles Mitchell (2014-16)	Niigata Albirex (Japan)
Anthony Morrow (2004-08)	Bivouac/Big 3 (USA)
Zachery Peacock (2006-10)	JL Bourg (France)
Glen Rice, Jr. (2009-12)	Juventus (Lithuania)
Robert Sampson (2013-15)	CSM Focsani (Romania)
Avi Schafer (2017-19)	Mikawa Sea Horses (Japan)
Adam Smith (2015-16)	Ionikos Nikias (Greece)
Jeremis Smith (2004-08)	Biqua (Uruguay)
Quinton Stephens (2013-17)	Leyma Basquet Coruna (Spain)
James White (2015-16)	Ural Ekaterinburg (Russia)

## Former Tech Players in Coaching

Player (years at Tech)	Current Position
Kenny Anderson (1989-91)	*Fisk University
Ty Anderson (2006-09)	+Jacksonville State
Rod Balanis (1990-94)	#Notre Dame
Anthony Byrd (1981-84)	*Knightdale (N.C.) HS
Shaun Fein (1999-2001)	#Brooklyn Nets
Dion Glover (1997-98)	#Grand Rapids (NBA G-League)
Maurice Miller (2007-11)	*Arlington HS (Memphis)
Winston Neal (1999-01)	*Columbia State (Tenn.)
Mark Price (1982-86)	Denver Nuggets
Fred Vinson (1992-94)	#New Orleans Pelicans
Mfon Udofia (2009-13)	#College Park (NBA G-League)

## Former Tech Coaches in Coaching

Coach (years at Tech)	Current Position
Amir Abdur-Rahim (2011-12)	*Kennesaw State
Sherman Dillard (1988-94)	#Iowa
Chad Dollar (2011-16)	#Georgia
Bruce Evans (2012-16)	#North Florida
Brian Gregory (2011-16)	*South Florida
Tavaras Hardy (2016-18)	*Loyola-Maryland
Tom Herrion (2014-16)	#South Florida
Chris Kreider (2007-09)	#Georgia State
Robert McCullum (2010-11)	*Florida A&M
Mamadou N'Diaye (2014-16)	#San Francisco
Billy Schmidt (2011-14)	+Chicago Bulls
Cliff Warren (2000-05)	#Georgia State
Charlton Young (2005-09)	#Florida State

\*head coach; #assistant coach; +other staff

school's all-time leading scorer, rebounder and shot-blocker.

Maxwell, the son of 13-year NBA veteran Vernon Maxwell, led class 4A in three-point shooting last season at North Mecklenburg High School in Huntersville, N.C. He is the school's all-time leading three-point shooter and scorer, and was the consensus North Carolina Player of the Year in 2019-20.

## Transfers Howard, Sturdivant Eligible Immediately

Georgia Tech added two players with high-major college experience when 6-10 forward Rodney Howard and 6-2 guard Kyle Sturdivant, both of whom prepped in the state of Georgia, transferred into the Tech program from Georgia and Southern California, respectively, following the 2019-20 season.

Both players were granted immediately eligibility by the NCAA and have three seasons to play for the Yellow Jackets.

Howard, who played 24 games last year and was the second-leading shot-blocker for the Bulldogs, adds experience a young post group that includes freshmen Saba Gigiberia and Jordan Meka.

Sturdivant, who played 21 games at USC before his season ended abruptly due to the death of his father, joins a deep and talented group of guards.

## Pre-Season Storylines

- **Core group returns** - Georgia Tech has returned four of its five starters and seven of its eight primary rotation players in 2020-21. Tech's returning players combined for 125 starts and 79.7 percent of Tech's minutes in 2019-20.

- **Firepower returning** - Tech has returned its top three scorers from the season - Jose Alvarado, Michael Devoe and Moses Wright - who accounted for 56.2 percent of its points, 36.1 percent of its rebounds and 43.7 percent of its minutes.

- **Get old and stay old** - Tech's core group of returning players includes four seniors and two juniors.

- **Reinforcements** - Tech added three freshmen rated the nation's No. 51 recruiting class by 247Sports - 6-3 high-scoring guard Tristan Maxwell from North Mecklenburg High School in Charlotte, N.C., 6-9 post player Jordan Meka from Mt. Bethel Christian Academy in Kennesaw, Ga., and 7-1 post player Saba Gigiberia from Prolific Prep Academy in California.

- **Boomerang boys** - All four of the transfers on Georgia Tech's roster are from the Atlanta metropolitan area or went to high school here - Rodney Howard (Alpharetta/Centennial HS), Bubba Parham (Snelville/Brookwood HS), Kyle Sturdivant (Norcross/Norcross HS) and Jordan Usher (Canton/Wheeler HS). Tech graduated two others last season - James Banks III (Decatur, Ga., transferred from Texas) and Shembari Phillips (Atlanta, Ga., transferred from Tennessee).

- **106th season** - Georgia Tech will play its 106th season of basketball in 2020-21 and has an all-time record of 1,393-1,258 (22 wins and one loss were vacated by the NCAA Committee on Infractions).

- **63** - Total years of full-time experience on Division I staffs for Tech's coaching staff.

- **Rise above** - The Yellow Jackets once again outperformed pre-season projections in 2019-20, finishing in fifth place in the ACC after being picked to finish 12th in the official poll of ACC media. Last season, Tech finished 10th in the ACC after being projected to finish no higher than 13th in the preseason. Tech also outperformed projections in 2016-17, finishing 11th after being picked to finish 14th in Josh Pastner's first season.

- **Never on Tuesday** - Because Georgia Tech dropped the appeal of its postseason ban by the NCAA, it did not play in the ACC Tournament. It is worth noting, however, that the Yellow Jackets' fifth-place regular-season finish would have given them a first-round bye for the first time since the conference expanded to 15 teams.

- **The News at 11** - Tech achieved double-digit ACC wins for the first time since the Yellow Jackets went 13-3 to win

## Offense/Defense Under Pastner

Source: KenPom.com. Nat'l rank in parentheses.

Year	Pace	Off. Eff.	Def. Eff.
2019-20	70.0 (88)	103.0 (171)	91.8 (16)
2018-19	66.8 (225)	101.7 (228)	96.5 (43)
2017-18	66.1 (227)	103.6 (197)	98.7 (61)
2016-17	68.2 (179)	100.0 (259)	91.0 (6)

the 1995-96 regular season title in the ACC. Tech has won 10 or more ACC games only three times in its 41-year history in the conference.

- **Winning** - Tech's last winning record in the ACC before last season was 2003-04 (9-7), and the Jackets have posted only seven such seasons in 41 years in the league.

- **Home stretch** - Georgia Tech won its final seven home games (six of them ACC games) after starting the season 3-6 within the confines of McCamish Pavilion. Tech's six-game home ACC win streak is its longest since the Jackets went 8-0 at home in the conference in 1995-96.

- **More snacks** - Tech finished 5-5 on the road in the ACC, having defeated NC State, North Carolina, Boston College, Wake Forest and Clemson. The last time Tech won five conference road games was 1995-96 (5-3), when the Jackets finished 13-3 overall and won the ACC regular season title. It is the only other time Tech has won as many as five ACC road games.

- **ACC honors** - Jose Alvarado (All-ACC third team), Michael Devoe (honorable mention All-ACC), James Banks III (ACC All-Defensive team for the second time).

- **Offense catches up to defense** - Tech finished the regular season No. 17 in the nation in defensive efficiency, according to KenPom.com, and with its best rankings in offensive efficiency and adjusted tempo in the Yellow Jackets' four years under Josh Pastner. Tech improved its overall field goal percentage in ACC games over 2018-19 by 3.6 percent, and its three-point rate by 3.5 percent.

- **A make-or-miss game** - After ranking near the bottom of the ACC in shooting over the first three years under Josh Pastner, Georgia Tech finished 2019-20 ranked No. 2 in the ACC in field goal percentage (46.2) against the conference, No. 6 in three-point percentage (34.1) and No. 9 in scoring (69.85). *See chart on page 4.*

- **More balanced** - Tech ranked ninth in the ACC in scoring average in conference games (69.85) and sixth in scoring defense (69.20). The Jackets have typically ranked near the top in defense (average ranking 4.3) and near the bottom in the middle in offensive (9th) and defensive efficiency (5th) against the league, according to KenPom.com.

- **Defending the arc** - Tech finished the season with a program record in 3-point field goal percentage defense (28.5 pct.), beating the 2004 Final Four team mark of 29.74 pct. ACC foes shot 29.2 percent against the Jackets, just shy of the mark of 29.0 percent yielded by the 2007-08 team.

- **Clamping down** - Tech won its final six ACC games at home (NC State, Virginia Tech, Louisville, Clemson, Miami, Pittsburgh), holding all five to less than 60 points (57.7 ppg) and limiting them to 36.7 percent shooting from the floor, 18.1 percent from three-point range. *See chart on page 6.*

## Building Depth

The upward progress of Georgia Tech's program is evident in the development of its last three classes, each of whom has played significant minutes and made significant contributions on the ACC level. Though not highly-rated in terms of rankings, the players have a wide range of skills and have developed into consistent conference-level performers for the next couple of years.

# TECH NOTEBOOK

## Media Guidelines

Due to Covid-19 restrictions, all media access during the 2020-21 season, including non-game day sessions and post-game press conferences, will be conducted virtually via Zoom call.

The Yellow Jackets' student-athletes and coaches are generally available to the media prior to practices once prior to each game during the season. The practice schedule varies once the season begins, and media sessions will be scheduled and announced weekly.

**Georgia Tech's practices are closed to the public and the media even during normal times.**

Interview requests with student-athletes that need to be conducted at other times must be made through Mike Stamus in the communications office at least 24 hours in advance. These interviews will be scheduled around the student-athletes' availability and class schedule.

Media are asked not to contact student-athletes directly either by phone, text, social media or e-mail; they are instructed to refer media to the communications office. Every effort will be made to make players available when requested. Players are not available on game days until after the game.

## Interviewing Coach Pastner

Media wishing to speak with Coach Pastner at times other than scheduled media availabilities must notify Mike Stamus in the communications office in advance to make or confirm arrangements. He also is available each Monday on the ACC Teleconference beginning January 4.

## Post-Game Protocol

Each team will host its own postgame press conference via video teleconference. Georgia Tech will employ Zoom technology and provide a link to the media the day of each game.

## Josh Pastner Radio Show

Head coach Josh Pastner's weekly radio show airs each Monday from 7-8 p.m. on "680 the Fan" and 93.7 FM, beginning in December.

## ACC Coaches Weekly Teleconference

The 15 ACC head basketball coaches will be featured on nine Monday teleconferences during the 2019-20 season, beginning on January 4, and continuing through March 1. Each coach will have 10 minutes to make an opening statement and answer questions. There will be an instant replay of each teleconference on the Conference's internet site TheACC.com each Monday afternoon.

Coaches whose teams play on Monday in January and February are not required to participate in that day's call. Coaches who do not have a Monday game - Georgia Tech is one - will be on every Monday at the same time. The teleconference schedule for each Monday will differ for the other head coaches, depending on what teams play that Monday night.

Contact Andy Fledderjohann at the ACC media relations office (afledder@theacc.org) for the call-in number and for questions on the schedule.

a. The 2017-18 class of Jose Alvarado, Evan Cole and Moses Wright have combined to start 152 games, and contributed 31.8 points, 11.0 rebounds and 76.5 minutes per game last season (Cole graduated and transferred after the season).

b. The 2018-19 class of Michael Devoe, Khalid Moore and Kristian Sjolund have combined to start 117 games, and contributed 19.5 points, 6.0 rebounds and 50.4 minutes last season (Sjolund redshirted before transferring).

c. James Banks III, who transferred from Texas, and Jordan Usher, a transfer from Southern California, started 54 games, contributed 17.7 points, 12.0 rebounds and played 56.2 minutes per game in 2019-20.

## Five-Star Player Development

Notable player development successes over the past four seasons include Josh Okogie, Ben Lammers, Tadrick Jackson, Abdoulaye Gueye, James Banks III, Jose Alvarado, Moses Wright and Michael Devoe, who maximized their skill sets and their production under the current coaching staff.

Okogie went from being ranked 11th in the state as a HS senior to a first-round NBA draft pick. Gueye, a 6-9 forward, developed from a project player into an ACC-level contributor in the first two seasons with the current staff. Graduate transfer Brandon Alston had similar statistical numbers at the ACC level as he compiled in two seasons at Lehigh.

Banks, a 6-10 center, made the ACC's All-Defensive team twice in two years and finished his career No. 8 in blocked shots at Tech. Wright blossomed at the end of the 2018-19 season and doubled his scoring and rebounding averages in 2019-20 over his sophomore year. Devoe added more than six points to his scoring average and ranked among the top five in the ACC in field goal and three-point percentage.

## Tech Inks 17th-Ranked Recruiting Class

Georgia Tech signed its highest-rated class in nine years during the November signing period when four-star guards **Dallan "Deebo" Coleman** and **Miles Kelly**, as well as three-star forward **Jalon Moore**, put their names on letters-of-intent to join the Yellow Jackets.

The three-player class is rated the 17th-best in the nation and third-best in the Atlantic Coast Conference according to the 247Sports composite team rankings. Coleman, a 6-6 guard from Callahan, Fla., at No. 48 nationally, is the highest-rated player to sign with Tech during the tenure of head coach Josh Pastner. Kelly, a 6-5 guard from Lilburn, Ga., is No. 108 according to 247Sports but as high as No. 98 according to Rivals. Moore, a 6-6 forward from Gardendale, Ala., holds a 247Sports ranking of No. 137.

It is the first time since 2012 that Georgia Tech has signed as many as three players ranked among the nation's top 150 in the 247Sports ranking. Tech's 2012 recruiting class included four-star forwards **Marcus Georges-Hunt** and **Robert Carter, Jr.**, and was rated the nation's 10th-best. The Jackets had the nation's 11th-ranked class in 2009, a six-player group highlighted by forward **Derrick Favors**, the nation's top-ranked prospect, and guard **Mfon Udofia**.

## Jose Effect in 2019-20

Georgia Tech	With JA	Without JA
Record	14-10	3-4
Scoring average	70.7	61.3
Scoring margin	+3.8	-3.4
Field goal percentage	.464	.414
3-point percentage	.327	.267
3-pt FG per game	5.3	4.7
Free throw percentage	.707	.562
Free throw points per game	14.0	9.7
Assist/turnover ratio	0.9	0.7
Turnovers per game	15.5	18.6
Turnover margin	-2.3	-2.7
Steals per game	7.2	6.9

## Wire-to-Wire

Though he has expanded his bench to reflect the growing level of talent within the program, head coach Josh Pastner remains committed to a tight playing rotation where conference play rolls around, reminiscent of the way Bobby Cremins coached the Yellow Jackets over his 19 seasons.

In 2019-20, Tech's reserves played 26.5 percent of the minutes (No. 268 in the nation), up from the 23.6 percent they played during ACC games last season.

Jose Alvarado and Michael Devoe ranked No. 10 and 12, respectively, in the ACC in minutes in conference games. Last season, Alvarado and Devoe both ranked among the ACC's top 10 and combined for eight 40-minute games. Alvarado has posted 15 40-minute games in his career.

## Winning Starts at Home

Georgia Tech and head coach Josh Pastner have made a priority of making McCamish Pavilion a real homecourt advantage for the program, and the Yellow Jackets made a good start on that by setting a program record for wins at home (17) in 2017-18, which included a 7-2 ACC record and two NIT victories.

Tech is 22-15 against ACC teams at home under Pastner, and that includes a 6-8 mark against ranked opponents.

Tech is 50-22 overall at McCamish Pavilion under Pastner, 93-52 since the building opened for the 2012-13 season.

## Three Tech Alumni on NBA Rosters

Since 1982, Georgia Tech has produced 19 first-round NBA draft picks and 46 draft picks overall. A total of 40 Georgia Tech alumni have played in the NBA.

Three former Georgia Tech basketball stars are currently on NBA rosters, including guard **Josh Okogie**, who was drafted 20th overall by for the Minnesota Timberwolves in 2018 and is in his third season with the team.

**Thaddeus Young**, a 14-year NBA veteran, is in his second season with the Chicago Bulls following three full seasons with the Indiana Pacers, seven seasons in Philadelphia, one in Minnesota and two in Brooklyn.

**Derrick Favors**, an 11-year veteran, has returned to the Utah Jazz after spending the 2019-20 campaign with the New Orleans Pelicans. He emerged as a key figure in his previous nine-year stint, but became a free agent after the 2018-19 season and signed with New Orleans.



# TECH NOTEBOOK

## Arts and Letters

Beginning with Moe Miller and Lance Storrs in the summer of 2011, every four-year senior in the Georgia Tech program has graduated, with the exception 2019 senior Ben Lammers, who is playing pro ball overseas and needs to complete one course.

Ten different Georgia Tech players have made the ACC All-Academic team since it was established in 2011, with Marcus Georges-Hunt and Tadic Jackson making it twice.

Tech's men's basketball team has recorded the highest Academic Progress Report scores the last five years since the NCAA began tracking academic performance in 2004-05. The Jackets scored a perfect team single year APR score of 1000 three straight years from 2011-13.

## Basketball graduates

- 2012 - Derek Craig, Nick Foreman
- 2013 - Mfon Udofia, Pierre Jordan (Master's), Brandon Reed
- 2014 - Kammeon Holsey, Daniel Miller, Jason Morris
- 2015 - Robert Sampson
- 2016 - Marcus George-Hunt, Travis Jorgenson
- 2017 - Josh Heath, Corey Heyward, Kellen McCormick (Master's), Jodan Price (Master's), Rand Rowland, Quinton Stephens
- 2018 - Tadic Jackson, Ben Lammers (has one course to complete)
- 2019 - Abdoulaye Gueye, Sylvester Ogbonda, Brandon Alston (Master's)
- 2020 - Evan Cole, Shembari Phillips

## Welcome to The Hank

Georgia Tech is playing its seventh season in McCamish Pavilion, which was essentially brand new when it opened for the 2012-13 season. The only physical elements of McCamish Pavilion that remain from the venerable Alexander Memorial Coliseum are the roof and the 32 steel ribs that support it.

The capacity of McCamish Pavilion is 8,600, including 1,665 seats in the new balcony level and 6,935 seats in the lower seating bowl. There are no suites, but there is a club area that seats 500. Alexander Memorial Coliseum seated 9,191 spectators in its final configuration.

The most impressive features of McCamish Pavilion are its grand entrance, which fronts 10th and Fowler Streets, the ability for patrons to view the court from the main concourse all the way around, and the theatrical lighting system, which concentrates light on the court while leaving the seating areas dark, modeled after the Staples Center in Los Angeles and Madison Square Garden in New York.

Tech played 55 seasons in Alexander Memorial Coliseum, compiling a record of 556-194 (.741). Miami was the last team to play Tech in Alexander Memorial Coliseum, a game Tech won, and was the first ACC team to play in McCamish Pavilion on Jan. 5, which Miami won. For the 2011-12 season, Tech played its home games at Philips Arena and the Arena at Gwinnett.

## 20-Game ACC Schedule Rotation

Beginning with the 2019-20 season, the Atlantic Coast Conference implemented a 20-game schedule for all its teams and announced a rotation that will carry the league through the 2021-22 season.

Each team plays its two primary rivals every season both home and away (four games - Clemson and Notre Dame remain Georgia Tech's primary home-and-away opponents) and four rotating opponents both home and away (eight games). The remaining eight opponents will be single games, four at home and four on the road. The full cycle of repeat opponents will be complete following the third year.

Under the former 18-game schedule, each team played four opponents both home and away each season, four at home and four away.

In 2020-21, Tech's home-and-away opponents are

Clemson, Duke, Florida State, Notre Dame, Virginia and Wake Forest, with home games against Boston College, North Carolina, Pittsburgh and Syracuse. Away-only opponents are Louisville, Miami, NC State, Virginia Tech.

In 2021-22, the Yellow Jackets play Boston College, Clemson, Miami, North Carolina, Notre Dame and Virginia Tech both home and on the road, and will host Florida State, Louisville, NC State and Wake Forest. Away-only opponents are Duke, Pittsburgh, Syracuse and Virginia.

## Tech's NCAA Tournament History

Georgia Tech has played in the NCAA Tournament 16 times in its history. Fifteen of those appearances have occurred from 1985 to the present, 10 under head coach Bobby Cremins and five under Paul Hewitt.

Tech has a record of 23-16 in NCAA Tournament play, highlighted by its 2004 trip to the NCAA title game as well as a Final Four berth in 1990. The Yellow Jackets have reached the NCAA Sweet 16 seven times (1960, 1985, 1986, 1990, 1992, 1996, 2004).

The 2004 and 2005 appearances were Tech's' first back-to-back appearances since Bobby Cremins led the Institute to the Big Dance nine straight years from 1985-93.

Georgia Tech has won at least one game in 11 of its 16 NCAA Tournament appearances.

## Tech's ACC Tournament History

Georgia Tech has played in 40 ACC Tournaments, and has a 26-37 all-time record in the event. The Yellow Jackets have won three championships, in 1985 (Atlanta), 1990 (Charlotte) and 1993 (Charlotte).

Tech has been a runner-up four times (1986, 1996, 2005, 2010). The 1986, 1996 and 2010 runs to the finals occurred in Greensboro. Tech also made the finals in 2005 at the Verizon Center in Washington, D.C.

Tech was 0-2 in the ACC Tournament under coach Dwane Morrison, 15-16 under Bobby Cremins (including all three titles), 9-11 under Paul Hewitt (runner-up in 2005 and 2010), 2-5 under Brian Gregory, and 0-3 under Josh Pastner.

Tech did not play in the 2020 tournament while serving an NCAA postseason ban.

## Career Games With ...

Double-Figure Points	2020-21	Career
Jose Alvarado	2	53
Michael Devoe	2	40
Khalid Moore	--	5
Bubba Parham	2	+61
Kyle Sturdivant	--	#1
Jordan Usher	2	*20
Moses Wright	2	33

*+includes 53 at VMI; \*includes 10 at USC; #includes 1 at USC*

20-plus Points	2020-21	Career
Jose Alvarado	1	19
Michael Devoe	1	13
Bubba Parham	--	24
Jordan Usher	--	*2
Moses Wright	2	5

30-plus Points	2020-21	Career
Michael Devoe	1	1
Bubba Parham	0	9
Moses Wright	1	2

10-plus Rebounds	2020-21	Career
Jose Alvarado	1	2
Michael Devoe	1	1
Jordan Usher	1	1
Moses Wright	1	9

Double-Doubles	2020-21	Career
Jose Alvarado	1	2
Michael Devoe	1	1
Jordan Usher	1	1
Moses Wright	8	8

## Tech in ACC Rankings

All Games	Player	#	Rank
Scoring average	Moses Wright	25.50	1
	Michael Devoe	19.00	7
	Jose Alvarado	18.50	8
Rebound average	Moses Wright	12.00	3
	Michael Devoe	9.00	t8
	Jordan Usher	9.00	t8
Field goal pct.	Moses Wright	.515	10
	Jordan Usher	.476	13
	Bubba Parham	.455	15
Free throw pct.	Jose Alvarado	.923	12
3-pt FG pct.	Michael Devoe	.313	9
3-pt FG made	Michael Devoe	2.50	7
Assists	Jose Alvarado	5.50	5
Assist/TO ratio	Jose Alvarado	2.20	11
Blocked shots	Khalid Moore	1.00	t14
Steals	Jose Alvarado	3.50	3
Off. rebounds	Moses Wright	6.00	1
	Jordan Usher	3.00	t7
	Michael Devoe	3.00	t7
	Jose Alvarado	3.00	t7
Def. rebounds	Moses Wright	6.00	t9
	Jordan Usher	6.00	t9
	Michael Devoe	6.00	t9
Minutes Played	Moses Wright	46.19	1
	Jose Alvarado	44.57	2
	Michael Devoe	40.93	3
	Bubba Parham	37.43	5

# TECH NOTEBOOK

## McCamish Pavilion 411

**Name:** McCamish Pavilion (mc-CAME-ish), named for Atlanta insurance executive Hank McCamish who gave the lead gift for the facility

**Capacity:** approximately 8,600 (6935 court level, 1665 balcony level)

**Cost:** \$50 million

**Contractor:** Whiting-Turner

**Architect:** Populous

**Cremins Court:** the court remains named for the former Tech head coach

**Alexander Courtyard:** located at the Fowler Street entrance, honors the former Tech director of athletics and the history of the former Tech home arena named for him

**Grand entrance:** 10th and Fowler Streets, foyer includes graphic representations of retired jerseys and Tech's two Final Four appearances

**Other entrances:** West entrance off Fowler Street (students and media), East entrance from main arena parking (for club patrons)

**Features:** center-hung scoreboard and video boards, mezzanine fascia ribbon boards, theatrical lighting, primarily chairback seating, club area

## Facts and Dates

- 2,500 cubic yards of concrete removed
- 3,000 cubic yards of concrete installed
- 500 tons of new steel installed
- Over 1 mile of new railing installed
- 20,000 gallons of paint used
- 2,000 feet of new mechanical piping
- 2,500 feet of new ductwork
- \$4M in new audio-visual and scoreboards
- 50 TV's throughout the concourse and Callaway Club
- Farthest distance material has traveled to get on site: 4,835 miles
- Shortest distance material has traveled to get on site: 1 mile
- Number of Tech alumni involved in the project: over 100
- Number of days construction took: 520
- Number of 1950's old style Coke bottles found while installing the underground foundations: 11
- Number of new staircases: 13
- Number of new sports lights for the competition floor: Over 300
- 270-degree court view from concourse

**Groundbreaking:** May 5, 2011

**Opening:** October, 2012

**First public event:** Oct. 21, 2012 - Jacket Jam (men's and women's scrimmages)

**First men's game:** Nov. 9, 2012 vs. Tulane

**Head coaches:** Brian Gregory of Georgia Tech, Ed Conroy of Tulane

**Officiating crew:** Karl Hess, Gary Maxwell, Raymond Styons

**TV announce crew:** Tom Werme, Cory Alexander (ACC Network)

**First Tech points:** Marcus Georges-Hunt (2 FT, 18:13, 1st half)

**First basket:** Tulane's Josh Davis (18:44, 1st half)

**Attendance:** 8,600 (sellout)

**First women's game:** Nov. 11, 2012 vs. Tennessee

*Tech played 55 seasons in Alexander Memorial Coliseum, compiling a record of 556-194 (.741). Miami was the last team to play Tech there, a game Tech won, and was the first ACC team to play in McCamish Pavilion, which Miami won. For the 2011-12 season, Tech played its home games at Philips Arena and the Arena at Gwinnett.*

# BIO UPDATES

## Head Coach Josh Pastner • 5th season

After guiding Memphis to five post-season berths in seven seasons as the Tigers' head coach, Josh Pastner became Georgia Tech's 14th head basketball coach on April 8, 2016.

Implementing a high-energy style of play and creative offensive and defensive schemes, and building the Jackets' talent base for the future, Pastner has established the Yellow Jackets as one of the top defensive teams in the nation, while he and his staff have steadily improved the team's offense to be ranked in the top half of the Atlantic Coast Conference.

Pastner has tirelessly promoted the program on campus and throughout the city of Atlanta in an effort to re-create the major homecourt atmosphere that surrounded the Yellow Jackets throughout the 1980s, 1990s and into the middle of the 2000s. The result has been numerous wins, high excitement and 13 sellouts in four seasons at McCamish Pavilion.

Four of his players - guards Josh Okogie, Jose Alvarado and Michael Devoe, as well as centers Ben Lammers and James Banks III - have earned Atlantic Conference honors during his tenure. Okogie, in particular, developed from an under-the-radar high school prospect into a highly-regarded NBA prospect, having been selected 20th in the 2018 NBA Draft, while Lammers has had a successful first two years as a pro in Europe.

In year four of Pastner's rebuilding of the Tech program, the Yellow Jackets posted a 17-14 record in 2019-20, winning nine of its last 12 games, including six of the last seven. Tech finished with the program's first winning ACC record since 2004, its highest ACC finish since 2005 (fifth) and its most conference victories (11-9 record) since 1996.

The Jackets ranked No. 17 in the nation in defensive efficiency while finishing ninth in the ACC in scoring against league teams, second in field goal percentage and sixth in three-point percentage.

Three players - guards Jose Alvarado (All-ACC third team), Michael Devoe (All-ACC honorable mention) and center James Banks III (ACC All-Defensive team) - earned conference honors.

In his first season at the helm, his Yellow Jacket team defied all pre-season expectations by reaching the post-season and advancing to the finals of the National Invitation Tournament. Tech earned victories over No. 9 North Carolina, No. 6 Florida State and No. 14 Notre Dame (later vacated by the NCAA Committee on Infractions), who all finished among the top four in the ACC regular season. He was named Coach of the Year in the ACC and in NABC District 2.

Two of his players earned all-Atlantic Coast Conference honors; junior center Ben Lammers was named second-team All-ACC and ACC Defensive Player of the Year, while freshman guard Josh Okogie was named to the ACC All-Freshman team.

Though hampered by several significant injuries and other issues in 2017-18, Tech still was able to knock off a pair of top-25 teams while Lammers and Okogie again earned conference honors, and Okogie developed into an NBA first-round draft choice. In 2018-19, the Yellow Jackets picked up significant road wins at Arkansas, Syracuse and NC State, each of whom made post-season play.

Pastner, 43, compiled a 167-73 record over seven seasons as the head coach at Memphis, where the Tigers earned bids to the NCAA Tournament four times. He tied for the 10th most wins for a head coach in his first seven seasons in Division I basketball history, and was the second winningest active coach under the age of 40 in NCAA Division I at the time.

Despite his young age, Pastner has been involved in basketball at the Division I level for 22 years, as a player and an assistant coach at Arizona, and as an assistant coach and the head coach at Memphis. He has been a part of teams that have won 541 games, played in 17 NCAA Tournaments and 19 total post-season events. Teams he has been involved with have won 12 conference tournament or regular-season championships, advanced to seven Sweet Sixteens, five Elite Eights, two Final Fours and two NCAA championship games.

As an NCAA head or assistant coach and an AAU head coach, he has coached nearly 25 NBA draft selections.

Pastner's Memphis teams averaged 23.9 wins per season and compiled a conference regular-season record of 82-36, including a conference winning streak of 28 games. The Tigers went 11-4 in Conference USA and American Athletic Conference tournaments, including three championships.

He guided Memphis to five post-season berths, the NIT in 2010 and the NCAA Tournament in 2011, 2012, 2013 and 2014. Pastner twice won Conference USA Coach of the Year honors (2010, 2013) by various organizations and news media.

Pastner was born in Glen Dale, W.Va., and grew up in Kingwood, Texas. He earned his bachelor's degree in family studies in December of 1998, in just two and a half years, from Arizona and his master's degree in teaching and teacher education from Arizona in December of 1999, all while lettering four years in basketball under head coach Lute Olson.

He married the former Kerri Lamas of Sierra Vista, Ariz., in 2009. He has a stepson (Ethan) and three daughters, Payten, Kamryn and Harper.

### Pastner as a Head Coach

Season	School	Overall	Conference	Postseason
2009-10	Memphis	24-10	13-3/2nd	NIT second round
2010-11	Memphis	25-10	10-6/4th	NCAA Tournament
2011-12	Memphis	26-9	13-3/1st	NCAA Tournament
2012-13	Memphis	31-5	16-0/1st	NCAA Tournament, round of 32
2013-14	Memphis	24-10	12-6/3rd	NCAA Tournament, round of 32
2014-15	Memphis	18-14	10-8/5th	
2015-16	Memphis	19-15	8-10/7th	
<b>at Memphis</b>	<b>7 years</b>	<b>167-73</b>	<b>82-36</b>	
2016-17	Georgia Tech	! 21-16	! 8-10/11th	NIT finals!
2017-18	Georgia Tech	! 13-19	6-12/13th	
2018-19	Georgia Tech	14-18	6-12/10th	
2019-20	Georgia Tech	17-14	11-9/5th	
2020-21	Georgia Tech	0-2	0-0	
<b>at Georgia Tech</b>	<b>5th year</b>	<b>! 65-69</b>	<b>! 31-43</b>	
<b>Career</b>	<b>12th year</b>	<b>! 232-142</b>	<b>! 113-79</b>	

! On-court record (22 wins and one loss from 2016-17 and 2017-18 seasons, as well as Tech's NIT appearance, vacated by the NCAA Committee on Infractions)

### Pastner Resume

- Head coach, Georgia Tech (2016-present)
- Head coach, Memphis (2009-16) - 4 NCAA Tournaments, 1 NIT, 4 Conference USA titles
- Assistant coach under John Calipari, Memphis (2008-09) - NCAA Sweet 16, C-USA champions
- Assistant coach under Lute Olson, Arizona (2002-08) - 6 NCAA Tournaments, 2 Pac-10 titles
- Basketball staff assistant under Lute Olson, Arizona (2000-02) - Pac-10 champions in 2002
- Played collegiately for Lute Olson, Arizona (1996-2000) - 4 NCAA Tournaments, 1997 National Champions, 2 Pac-10 titles

## Also on the Bench

### ERIC REVENO

#### Associate Head Coach • 5th year at Tech

Eric Reveno, who served 10 years as the head coach at the University of Portland, joined Josh Pastner's men's basketball staff in May, 2016. He was promoted to associate head coach on Nov. 1, 2019.

The former post player oversaw one of the Yellow Jackets' great successes in 2016-17 in the development of 6-10 center Ben Lammers, who became a second-team All-ACC performer and the conference's Defensive Player of the Year. He also helped transfer James Banks III develop into one of the ACC's top defensive players, making the ACC's All-Defensive team twice.

Reveno's penchant for analytics has led the Jackets to adopt advanced new methods and technologies to help the team's performance, such as the new Noah shot-tracking systems in the Zelnak Practice Facility and the McCamish Pavilion main floor, along with other analytics and data-gathering methods. In addition to recruiting, player development, on-court coaching, scouting and game-planning, Reveno also handles budget management, staff organization and game scheduling for the program.

Reveno, 54, and his wife, Amanda, have two children: Katie (16) and Andrew (13).

### JULIAN SWARTZ

#### Assistant Coach • 5th year at Tech

A 17-year coaching veteran, including 10 years on the NCAA Division I level, Julian Swartz was named an assistant coach on Josh Pastner's staff in August of 2018.

Swartz, 40, is responsible for on-court development of Tech players and focuses his efforts on the Yellow Jackets' defensive schemes as well as handle recruiting responsibilities. He helped guide Tech's defense to a national ranking of No. 37 in efficiency in 2018-19 and No. 17 in 2019-20, according to KenPom.com, and the Yellow Jackets also ranked among the top 15 in effective field goal percentage and three-point defense.

Swartz's efforts have been central to the Jackets' last two recruiting classes, and he has been ranked No. 6 among college basketball recruiters by 247Sports. Tech's 2020 class of guards Dallan "Deebo" Coleman and Miles Kelly and forward Jalon Moore was ranked the 17th-best in the nation.

### ANTHONY WILKINS

#### Assistant Coach • 3rd year at Tech

Anthony Wilkins, an Atlanta native who spent the past five seasons on the coaching staff at Tulane University, joined Georgia Tech's basketball staff in June of 2018.

Wilkins, 40, served as an assistant coach for four seasons at Tulane after serving as director of basketball operations during his first year with the Green Wave. At Tulane, Wilkins handled game strategy and scout prep responsibilities along with player development and recruiting duties. He also had six years of professional playing experience prior to entering the coaching world.

Focusing his on-court efforts with Tech's offense, the Yellow Jackets made significant strides in his two seasons on The Flats, helping elevate the Jackets into the top half of the ACC in scoring, field goal percentage and three-point shooting. He helped develop Tech's guard tandem of Jose Alvarado and Michael Devoe into two of the ACC's top 10 scorers last season.

Born in Atlanta, Wilkins lived in the city for much of his childhood and attended Therrell High School for two years before finishing his high school studies at Glenville High School in Cleveland, Ohio.

GAME NOTES

**BIO UPDATES (see game-by-game stats and career highs in stat pack)****10 • Jose Alvarado • G • 6-0 • 179 • Sr.**

- Voted preseason second-team All-ACC by the official panel of media at ACC Operation Basketball
- Notched second career-double vs. Georgia State (29 pts, 10 rebounds) ... Seven assists and one turnover vs. Mercer
- Matched career high with his 29 points vs. GSU and recorded his second career double-double with 10 rebounds
- No. 8 in ACC in scoring (18.5 ppg), No. 5 in assists (5.5), No. 3 in steals (3.5)
- Tough, determined, high-motor point guard who has been an ironman for the Yellow Jackets when healthy
- Voted to the All-ACC third team last year despite missing seven games due to injury early in the season
- Became the 45th Tech player to reach 1,000 career points with his 23-point performance against Pittsburgh last March 4 ... He now ranks No. 40 at Tech with 1,071 points and is the No. 2 active career points leader in the ACC behind Chris Lykes of Miami (1,236 points)
- Has 53 career double-figure scoring games (16 as a freshman, 20 as a sophomore, 15 as a junior) ... Has topped 20 points 19 times
- Has risen to No. 10 all-time at Tech in career steals (159) and is the ACC's active career leader
- His 289 career assists are third-most among active ACC players
- Has started all but one game he has been available to play in his career ... Has missed 15 games due to injury, seven as a junior with a sprained ankle and eight as a freshman due to a broken elbow
- Has 14 complete games (40 minutes) in his career ... Played 58:22 of a possible 60 minutes in Tech's 4 OT loss to Georgia State
- Hit at least one three-point field goal in 20 straight games, dating back to last Jan. 4 at North Carolina, the longest streak for a Tech player since Adam Smith connected in 24 straight games during the 2015-16 season
- Missed seven of eight games after season opener at NC State with right ankle injury last season, but returned for the Diamond Head Classic and started every game thereafter (34.3 mpg)
- Over Tech's final 11 ACC games of 2019-20, averaged 18.1 points with four 20-points-plus games, and 3.3 assists, while hitting 46.9 percent from the floor, 36.5 percent from three-point range and 76.9 percent from the foul line
- Scored a season-high 26 in the Jackets' win over NC State on Jan. 25, coming up with a Tech-record nine steals, including thefts on each of the Wolfpack's final two possessions to preserve the victory
- His nine steals broke the Tech record of eight set by Kenny Anderson, another Brooklyn product, against Duke on Jan. 30, 1991 ... ACC record is 11, and only three ACC players have ever recorded more than nine steals in a game ... Nabbed seven against Miami and led the ACC in that category (2.37 per game)
- Hit career high for assists three times in 2020 (8 vs. Duke, 8 vs. BC and 9 vs. Notre Dame)
- Eight 20-point efforts over his last 20 games, beginning with a 25-point performance at North Carolina in which he hit 8-of-12 shots from the floor and 4-of-6 from distance ... Scored 25 at Notre Dame, 20 vs. Virginia Tech
- In ACC games last season, ranked 8th in scoring (16.05 ppg), No. 6 in field goal percentage (.465), No. 8 in assists (4.32) and No. 1 in steals (2.37)

**0 • Michael Devoe • G • 6-5 • 197 • Jr.**

- One of the most improved players in the ACC from freshman to sophomore seasons, improving his scoring average more than six points per game overall and four points per game in conference play ... Earned honorable mention All-Atlantic Coast Conference honors ... Named to Associated Press' All-ACC second team
- Left-handed combo guard with a high IQ who got off to a fast start scoring and shooting the ball in Tech's first six games, leading the ACC and sitting among the nation's top five in scoring
- Currently No. 7 in the ACC in scoring average (19.0), No. 9 in 3-point percentage (31.3), No. 7 in 3-point field goals made (2.5)
- Last season: finished No. 7 in the ACC in scoring (16.00 ppg) and No. 5 in field goal percentage (47.6) ... Hit 42.7 percent of his three-point tries, 44.2 percent in ACC games, the best rate for a Tech player since Anthony Morrow in 2007-08
- Missed three games (NC State, Morehouse, Notre Dame) with a bruised left foot, but averaged 15.7 points and 4.3 assists over Tech's final 11 ACC games ... Scored 22 points with seven assists at Pitt, 24 points with five assists at Wake Forest, 20 points at Clemson, including the game-winning field goal
- Has knocked down a three-pointer in 11 straight games, including nine in a row to finish last season, hitting 18-of-43 (41.9 pct.) over that stretch
- Was No. 6 in the ACC in minutes played (35.14 mpg)
- Scored 20 or more points 10 times last season, and hit for 24 in season opener vs. Georgia State
- Notched first career double-double vs. the Panthers with a career-high 13 rebounds
- Added 27 against Bethune-Cookman, including the game-winning points on a layup and free throw with seven seconds left, and followed that with 26 vs. Nebraska
- Scored in double digits 38 times in his career, including 15 as a freshman, and has 12 20+ games

**14 • David Didenko • F • 6-9 • 233 • Jr.**

- Last name pronounced "duh-DEN-ko"
- Played in six games last season, scoring his first points on a three-pointer vs. Morehouse
- Native of Russia who attended Boca Raton Community School in Florida and spent the 2018-19 season at Palm Beach State College, a junior college in Boca Raton
- Excellent student and a full academic qualifier out of high school who signed a letter-of-intent to attend Tech in November, 2018 and enrolled for the summer, 2019 term
- Eligible immediately and has three seasons with the Yellow Jackets ... Excellent physical size with high basketball IQ and skills
- Born in Yakutsk, Russia, came to Brooklyn, N.Y., in August, 2010, at the age of 11, on vacation, and has remained in the United States
- Prior to his enrollment at Boca Raton Community High School, attended Northeast High School as a junior, and Montverde Academy for his ninth- and 10th grade years
- Played in 27 games, starting four, for Palm Beach State, where he averaged 3.8 points and 3.4 rebounds ... Team went 21-9
- Hit 32.7 percent of his shots from the floor, 21.7 from three-point range and 60.5 percent from the foul line
- Hit double figures three times, scoring 12 points each against Cape Fear CC, Polk State College and Florida National Univ. JV

**2 • Saba Gigiberia • C • 7-1 • 250 • Fr.**

- Name pronounced "SOBB-uh GEE-GEE-buh-REE-uh" with a hard G
- Four-star post prospect originally from the Republic of Georgia who played his high school basketball in the United States
- Excellent basketball IQ who can play with his back to the basket or facing the basket, has a 7-foot-4 wingspan
- Grew up playing rugby, but said his grandfather encouraged him to switch to basketball at 12 because of his height ... Developed well and earned a spot with a club in Spain at 14 years old, where he played for two years before leaving for the U.S. at age 16
- Played his final year of high school at Prolific Preparatory School in Napa, Calif., ranked as high as No. 72 nationally (247Sports) and No. 14 at his position ... Played at Findlay Prep his junior year.
- Played for his home country of Georgia in the FIBA U16 European Division B Championship in 2017, and in the FIBA U18 European Division B Championship in 2019.

**24 • Rodney Howard • F • 6-10 • 241 • So.**

- Enrolled at Georgia Tech in the summer of 2020 following his transfer from Georgia, where he played his freshman year
- Received immediate eligibility from the NCAA and has three years of eligibility at Tech
- Started both games in the post for Tech this season, with highs of six points and four rebounds against Mercer
- Originally signed with Ole Miss before re-opening his recruitment following a coaching change there, and signed with the Bulldogs
- Attended high school in Alpharetta, Ga., prior to his senior year, which he spent at Legacy Charter School in South Carolina
- Played in 24 games, including a pair of starts against N.C. Central and at Arizona State, last season at Georgia ... Averaged 1.3 points, 1.5 rebounds and 0.6 blocks in 7.3 minutes of action per game, hitting 13-of-23 shots from the floor (56.5 pct.)
- Finished second on the team in blocked shots (15) despite seeing a fraction of the playing time of the team leaders
- Played double-digit minutes in two SEC games late in the season - South Carolina and LSU

**11 • Tristan Maxwell • G • 6-2 • 209 • Fr.**

- High-scoring and record-setting guard who was named the North Carolina state player of the year by the Charlotte Observer and MaxPreps following his senior year
- A consensus three-star rating with a ranking as high as No. 198 nationally, and No. 37 at his position
- Missed most of Tech's preseason practice with a broken bone in his right foot
- Son of Vernon Maxwell, a former University of Florida All-American and longtime NBA veteran and champion with the Houston Rockets
- The first Charlotte, N.C., area prospect to sign with Georgia Tech since Anthony Morrow in 2005
- Double-figure scorer for North Mecklenburg High School since his freshman year, earning all-conference honors four years, all-region honors three years and all-state honors as a junior and senior
- Became the school's all-time leading scorer his senior year (finished with 2,253 points, 20th-most all-time in the state) and set the school mark for three-point field goals (finished with 331) by the end of his junior year
- North Mecklenburg compiled a record of 104-12 in his four years on the team, winning its conference and reaching the sectional finals each year

## BIO UPDATES (see game-by-game stats and career highs in stat pack)

### 23 • Jordan Meka • F • 6-8 • 224 • Fr.

- Last name pronounced "MECK-uh"
- Multiple all-state and all-Atlanta Metro performer with a 7-foot-1 wingspan
- Ranked as high as No. 129 nationally and No. 26 at his position by 247Sports (power forward)
- Enjoyed a record-breaking career at Mount Bethel Christian Academy, setting school records for points, rebounds and blocked shots
- High-level student academically, originally from Yaoundé, Cameroon, moved to the United States in 2016
- Earned all-state honors in Mount Bethel's classification (A-private) every year since his freshman year, including player of the year honors as a sophomore
- Led the Eagles to a pair of state Georgia Independent Christian Athletic Association (GICAA) titles in 2017 and 2018, and to the Class A semifinals as a junior in 2019 ... Reached the A-private state playoffs in 2020 and finished second, beating the No. 4, No. 9 and 15 teams along the way ... Four-year record of 87-36
- Before his senior year even began, had set career school records for points (finished with 1,670, surpassing current Tech guard Coleman Boyd), rebounds (920) and blocked shots (>400)

### 12 • Khalid Moore • F • 6-7 • 200 • Jr.

- First name pronounced "kuh-LEED"
- Athletic and long (7-foot, 0.5-inch wingspan) forward with good scoring ability and basketball IQ
- No. 5 on the team in steals, No. 5 in assists, No. 8 in scoring last season
- Started 12 games last season, 22 for his career ... Started three games against NC State, Morehouse and Notre Dame last season, replacing injured Michael Devoe (14 total points, 5-12 FG, only one turnover in 52 minutes)
- Averaging 3.3 points and 2.1 rebounds for the season
- Does a lot of things that don't show up in the box score, good passer, moves well without the ball, keeps Tech offense moving, and his length and activity is an asset on defense ... Plus/minus rating generally on the positive side
- Excellent sophomore debut with 11 points, four rebounds, three assists and six steals in Tech's victory at NC State ... Collected a critical offensive rebound and dish to James Banks for field goal attempt on which he was fouled for the winning points
- Had two double-figure games during the season, also scored 10 at Kentucky
- One of two New York natives on the team ... Came from the same high school (Archbishop Molloy) as Yellow Jackets' legendary point guard Kenny Anderson, and played on the same AAU team as teammate Jose Alvarado

### 11 • Bubba Parham • G • 5-10 • 160 • Jr.

- Last name pronounced "PARR-um"
- Atlanta-area product who transferred to Georgia Tech following two standout seasons at VMI, where he made the All-Southern Conference team as a sophomore and was named SoCon Freshman of the Year
- High-volume three-point shooter who can score in a variety of ways despite his small stature
- Averaged 14 points in Tech's two games so far, including a Tech career high of 16 vs. Georgia State ... Eight career double-digit games
- Started six games last season while Jose Alvarado was sidelined, averaged 26.5 minutes per game ... Averaged 5.2 points and 1.8 assists per game, and went 26-of-30 at the free throw line
- Tallied six double-figure scoring games, all against power conference teams (Georgia, Arkansas, Syracuse, Kentucky, North Carolina, Virginia Tech)
- In ACC games, hit 29.6 percent of his threes and averaged 2.0 assists while averaging 25.3 minutes off the bench
- Had 16 games with zero or one turnover
- Ranked No. 18 among 2019-20 transfer class by Stadium's Jeff Goodman, who quoted a scout as saying, "He's a badass. Cat-quick combo guard who can score 40. Elite in ball screens, deep range and can really pass."
- Topped the SoCon in scoring with 21.4 points per game, and became the 41st player in VMI history to reach the 1,000-point mark
- Ranked third in the SoCon with 3.63 three-point field goals per game, hitting 39.7 percent of his attempts, and had 10 games with five or more three-pointers made during the season
- Led the team in assists with 105 (3.5 per game), which ranked sixth in the SoCon
- Became the first VMI freshman to earn conference Freshman of the Year honors since 2010-11 (Big South Conference) and the first VMI SoCon FOTY since 2001-02

### 1 • Kyle Sturdivant • G • 6-2 • 198 • So.

- Played his freshman season at Southern California, transferred to Georgia Tech following the spring, 2020 semester ... Granted immediate eligibility by the NCAA and has three years of eligibility at Tech
- Played in both games for Tech off the bench this season, has yet to score
- First Norcross High School alumnus to join the Tech program since Gani Lawal (2007-10)
- Played in 21 games last season at USC, averaging 8.3 minutes, 2.0 points and 1.1 rebounds while hitting 34.8 percent of his shots from the floor ... Recorded 25 assists over 22 turnovers
- Scored a season-high 11 points vs. Marquette on Nov. 29, played season-high 18 minutes vs. Florida Gulf Coast on Dec. 29
- Did not play after Feb. 8 following the passing of his father, Gary.
- Named to the Georgia 7A All-State second team as a high school senior, and was named the 7A Georgia Player of the Year as a junior ... Helped Norcross finish as 7A state runners-up his sophomore and junior seasons, and also to the state final four as a senior
- Ranked the No. 6 player in the state of Georgia and the No. 12 point guard in the country by 247Sports, No. 93 overall in the country by Rivals.com

### 4 • Jordan Usher • G/F • 6-7 • 220 • Jr.

- Atlanta-area product who transferred to Georgia Tech from the University of Southern California prior to the start of spring semester 2019
- Became eligible Dec. 18 vs. Ball State and has started all 25 games since, manning the wing spot on the floor
- Recorded his first career double-double with 15 points and 10 rebounds against Georgia State ... Scored 11 vs. Mercer ... Has hit 47.6 percent from the floor
- Has notched 10 double-digit games at Tech, eight of those last season ... Scored a high of 18 against Boise State and 13 at Boston College
- Tech is 6-4 in games he has scored in double-digits
- Averaged 8.2 points and 4.4 rebounds overall, 7.7 points and 4.4 rebounds in conference games
- Hit 75.9 percent of his free throw tries (41-of-54) in all games, 70.7 percent in ACC games
- Averaged 12.0 points and 4.7 rebounds in three games in last year's Diamond Head Classic with a season high of 18 points and seven rebounds in the Jackets' win over Boise State and 10 against Houston
- Strong wing with size, a high motor and the ability to get to the rim and create scoring opportunities ... His athleticism and strength make him a force both offensively and defensively
- Prior to leaving the USC team, started twice and saw action in 12 games overall last season ... Averaged a career-high 24.5 minutes per game, with 8.6 points per game and 3.7 rebounds per game ... Hit 45.2 percent of his shots from the floor, and was 8-of-28 from three-point range
- As a freshman, averaged 4.8 points and 2.0 rebounds and played in all 36 games for the Trojans ... Made his only two starts of the season in the NIT, scoring 13 points each vs. UNC Asheville and Western Kentucky
- Was the only Trojan to shoot over 40 percent from the field and three-point range and 75 percent or more from the free throw line ... His 40.9 percent shooting from three-point range tied for third all-time among USC freshmen

**BIO UPDATES (see game-by-game stats and career highs in stat pack)****5 • Moses Wright • F • 6-9 • 233 • Sr.**

- Fast developing, athletic frontcourt player who had played one year of varsity basketball in high school before signing with Tech in spring of 2017
- One of the most improved players in the ACC last season, having nearly doubled his scoring and rebounding averages from his sophomore year ... Shooting percentages improved as well (6.1% FG, 3.3% 3pt, 12.8% FT)
- Has continued that improvement ... Currently leads the ACC in scoring (25.5) and is third in rebound average (12.5) and 10th in field goal percentage (51.5)
- Posted his second career 30-point game against Georgia State, scoring 31 with 19 rebounds (11 offensive) ... Came up one rebound shy of becoming the first Tech player with a 30-20 game in 57 years ... The 19 rebounds were the most by a Tech player in five seasons, and he hit 14-of-22 shots from the foul line, the 22 attempts tying a Tech record
- Added about 25 pounds since between the beginning of his sophomore year and the beginning of his junior year
- Has been a consistent performer since the beginning of last season, only seven games in single-digit points
- Posted a historic performance for a Tech player at Syracuse, scoring 33 points with 10 rebounds ... The 33 points tied the third-most ever recorded by a Tech player in an ACC road game, and were the most for a Jacket in an ACC road game in nearly 20 years ... He made 14 of 17 field goal attempts in the game, with the 14 field goals the third-most ever by a Tech player against an ACC team.
- Finished last season as Tech's No. 3 scorer (13.0 ppg, 21st in the ACC) and No. 2 rebounder (7.0 rpg, 14th ACC) who connected on 53.1 percent of his shots from the floor (No. 3 in the ACC)
- Averaged 13.4 points in ACC games (19th) while grabbing 6.8 rebounds per game (15th ACC) and hitting 50.5 percent from the floor (No. 4 ACC)
- Posted seven double-doubles (has eight for his career), including four vs. ACC teams (13/10 at Florida State, 12/10 vs. Duke, 18/10 at Boston College, 33/10 at Syracuse)
- Made the all-tournament team at the Diamond Head Classic, averaging a team-high 17.7 points and 7.3 rebounds while hitting 63.6 percent of his shots from the floor ... Scored 18 with nine rebounds vs. Boise State, 19 and 10 vs. Houston and 16 with nine boards vs. Hawaii ... Earned him ACC Player of the Week honors
- Made 52-of-77 free throws (67.5 pct.) in his last 22 games after connecting on just 4-of-14 in the first nine games of the season
- Grew four inches and added 40 pounds after his sophomore year in high school... Has a 6-foot, 11.25-inch wingspan
- First North Carolina native to sign with Tech since Anthony Morrow (Charlotte), who played at Tech from 2004-08 and was an eight-year NBA veteran

**13 • Coleman Boyd • G • 6-1 • 173 • So.**

- Non-scholarship guard who enrolled at Tech for the summer term
- Played in four games, scoring five points with two assists and a steal ... Drove for a layup against Hawaii for his first collegiate points, and hit a three-pointer against Morehouse
- All-state point guard from Georgia private school powerhouse Mt. Bethel Christian Academy
- Four-year letterwinner and captain at Mt. Bethel, which won state Georgia Independent Christian Athletic Association (GICAA) championships in 2017 and 2019, and reached the final four in 2016 and 2019 ... Team went 97-26 in his four years
- Earned all-region and honorable mention all-state honors in 2019 by the Georgia High School Association
- Played at Mt. Bethel for his father, Cal, a longtime successful high school coach in the Atlanta area and a standout basketball player at Wake Forest following a legendary high school career at Campbell High School in Smyrna

**34 • Niko Broadway • G • 6-3 • 195 • So.**

- Non-scholarship guard who enrolled at Tech for the fall term
- Played in three games, scored his first collegiate points on a reverse layup against Morehouse
- Comes from a Tech family ... Both parents went to Tech, and his brother, Olin, is on the football team
- Two-year starter for coach Aaron Parr who helped St. Pius X win 102 games while he was on the varsity team ... Second-team all-state and first team
- All-region as a senior, when he averaged 10.6 points, 5.4 rebounds and 2.1 assists per game, all second-best on the team
- Led St. Pius X to back-to-back runner-up finishes in the state championship in 2017 and 2018 (both at McCamish Pavilion), and three consecutive region titles in 2017, 2018 and 2019

**35 • Jehloni James • F • 6-6 • 180 • So.**

- Non-scholarship player who joined the Tech program for the fall, 2019 semester
- His father, Elbridge, played college basketball at Binghamton University
- Played in one game in 2019-20, for the final minute against Elon, and made his only field goal attempt.
- Played four years and lettered three at Lanier High School in Sugar Hill, Ga.

**45 • Shaheed Medlock • G • 6-5 • 196 • Sr.**

- Non-(athletic)-scholarship player who enrolled at Tech and joined the basketball program in the summer of 2016 ... Was not on the team in 2017-18, but returned for the 2018-19 season
- Played in seven games for the Yellow Jackets over the past three years
- Enrolled at Tech on a Bill Gates Millennium Scholarship
- Earned a reputation as an outstanding defensive player in high school

**55 • Malachi Rice • G • 6-0 • 186 • Sr.**

- Left-handed point guard who played four years, lettering in three, on the varsity team at Brebeuf Jesuit Preparatory School ... Led Brebeuf to Circle City Conference championships twice
- Played in six games for the Yellow Jackets over the past two years ... Played in just one game this season, missing opportunities due to an injured ankle
- Older brother Solomon is a distance runner on the track team at Columbia University .. Twin brother Isaiah is a freshman walk-on basketball player at Vanderbilt ... His uncle, Kenneth Rice, played basketball at Alabama from 1988-91

# 2020-21 SEASON STATISTICS AND RESULTS

## Game Records

Record	Overall	Home	Away	Neutral
ALL GAMES	0-2	0-2	0-0	0-0
CONFERENCE	0-0	0-0	0-0	0-0
NON-CONFERENCE	0-2	0-2	0-0	0-0

## Score by Periods

Team	1st	2nd	OT	TOT
Georgia Tech	66	84	43	193
Opponents	76	84	46	206

## Team Box Score

No.	Player	Total			3-Point		F-Throw		Rebounds				PF DQ A			TO	BLK	STL	PTS	AVG		
		GP-GS	MIN	AVG	FG-FGA	FG%	3FG-FGA	3FG%	FT-FTA	FT%	OFF	DEF	TOT	AVG								
5	WRIGHT, Moses	2-2	92:23	46.2	17-33	.515	3-5	.600	14-23	.609	12	12	24	12.0	5	1	3	4	1	3	51	25.5
0	DEVOE, Michael	2-2	81:51	40.9	13-34	.382	5-16	.313	7-9	.778	6	12	18	9.0	7	0	6	11	0	0	38	19.0
10	ALVARADO, Jose	2-2	89:08	44.6	11-30	.367	3-11	.273	12-13	.923	6	7	13	6.5	8	1	11	5	0	7	37	18.5
3	PARHAM, Bubba	2-0	74:51	37.4	10-22	.455	3-12	.250	5-7	.714	2	5	7	3.5	7	0	3	2	0	3	28	14.0
4	USHER, Jordan	2-2	61:49	30.9	10-21	.476	1-6	.167	5-8	.625	6	12	18	9.0	7	0	4	7	1	1	26	13.0
12	MOORE, Khalid	2-0	44:00	22.0	1-10	.100	0-5	.000	5-8	.625	2	5	7	3.5	4	0	0	3	2	3	7	3.5
24	HOWARD, Rodney	2-2	22:22	11.2	2-6	.333	0-0	.000	2-2	1.000	0	5	5	2.5	4	0	0	3	1	0	6	3.0
23	MEKA, Jordan	1-0	08:04	8.1	0-1	.000	0-0	.000	0-0	.000	0	1	1	1.0	0	0	0	0	0	0	0	0.0
1	STURDIVANT, Kyle	2-0	11:12	5.6	0-2	.000	0-1	.000	0-0	.000	1	1	2	1.0	1	0	1	0	0	0	0	0.0
2	GIGIBERIA, Saba	1-0	05:23	5.4	0-0	.000	0-0	.000	0-0	.000	1	1	2	2.0	1	0	0	0	0	0	0	0.0
Team											5	3	8				2					
<b>Total</b>		<b>2</b>	<b>491</b>		<b>64-159</b>	<b>.403</b>	<b>15-56</b>	<b>.268</b>	<b>50-70</b>	<b>.714</b>	<b>41</b>	<b>64</b>	<b>105</b>	<b>52.5</b>	<b>44</b>	<b>2</b>	<b>28</b>	<b>37</b>	<b>5</b>	<b>17</b>	<b>193</b>	<b>96.5</b>
<b>Opponents</b>		<b>2</b>	<b>500</b>		<b>73-156</b>	<b>.468</b>	<b>22-55</b>	<b>.400</b>	<b>38-56</b>	<b>.679</b>	<b>29</b>	<b>62</b>	<b>91</b>	<b>45.5</b>	<b>47</b>	<b>3</b>	<b>38</b>	<b>30</b>	<b>13</b>	<b>16</b>	<b>206</b>	<b>103.0</b>

## Team Statistics

	GATECH	OPP
<b>Scoring</b>	<b>193</b>	<b>206</b>
Points per game	96.5	103.0
Scoring margin	-6.5	-
<b>Field goals-att</b>	<b>64-159</b>	<b>73-156</b>
Field goal pct	.403	.468
<b>3 point fg-att</b>	<b>15-56</b>	<b>22-55</b>
3-point FG pct	.268	.400
3-pt FG made per game	7.5	11.0
<b>Free throws-att</b>	<b>50-70</b>	<b>38-56</b>
Free throw pct	.714	.679
F-Throws made per game	25.0	19.0
<b>Rebounds</b>	<b>105</b>	<b>91</b>
Rebounds per game	52.5	45.5
Rebounding margin	+7.0	-
<b>Assists</b>	<b>28</b>	<b>38</b>
Assists per game	14.0	19.0
<b>Turnovers</b>	<b>37</b>	<b>30</b>
Turnovers per game	18.5	15.0
Turnover margin	-3.5	-
Assist/turnover ratio	0.8	1.3
<b>Steals</b>	<b>17</b>	<b>16</b>
Steals per game	8.5	8.0
<b>Blocks</b>	<b>5</b>	<b>13</b>
Blocks per game	2.5	6.5
<b>Winning streak</b>	<b>0</b>	<b>-</b>
Home win streak	0	-
<b>Attendance</b>	<b>2400</b>	<b>0</b>
Home games-Avg/Game	2-1200	0-0
Neutral site-Avg/Game	-	0-0

## Team Results

Date	Opponent	Score	Att.
11/25/2020	Georgia St.	120-123	1200
11/27/2020	Mercer	73-83	1200

# 2020-21 BOX SCORES

Official Basketball Box Score - Final															Game Time: 9:00 PM	
Georgia St. at Georgia Tech															Game Duration: 3:17	
11/25/20 McCamish Pavilion, Atlanta, Ga.															Attendance: 1,200	
2020-21 Men's Basketball															Officials: Mike Roberts, Jerry Heaster, Kellen Milner	
<b>Georgia St. - 123</b>															<b>Record: 1-0</b>	
NO. Name	Min	FG M/A	3P M/A	FT M/A	Rebounds OR DR TOT	Fouls PF FD	TP	AS	TO	ST	Blocks BS BA	+/-	Shooting By Period			
1 Eliel Nsoseme	F 32:37	10-13	0-0	2-3	7 0 7	5 2	22	0	0	1	3	1	4	1 <sup>st</sup> FG% 16-28	57.1%	
25 Jalen Thomas	C 35:35	3-5	0-1	0-0	5 3 8	5 1	6	1	1	0	4	0	-4	3 <sup>rd</sup> FT% 2-7	28.6%	
2 Justin Roberts	G 43:39	8-22	5-11	5-6	1 8 9	2 5	26	6	1	0	0	-1	FT% 4-8	50%		
11 Corey Allen	G 50:15	9-16	3-7	1-3	1 8 9	4 4	22	2	2	1	0	0	7	2 <sup>nd</sup> FG% 16-35	45.7%	
12 Kane Williams	G 47:49	7-22	1-6	6-16	1 11 12	4 12	21	1	4	3	0	2	-8	3 <sup>rd</sup> FT% 3-11	27.3%	
4 JoJo Toppin	26:09	1-3	0-0	2-4	1 2 3	4 2	4	1	1	0	1	1	1	FT% 4-10	40%	
0 Evan Johnson	20:59	1-4	1-3	3-4	0 2 2	3 2	6	4	2	0	0	0	14	OTFG% 14-32	43.8%	
24 Collin Moore	23:34	5-8	0-2	2-2	2 0 2	2 1	12	1	2	1	1	0	0	FT% 5-12	41.7%	
32 Ryan Boyce	14:54	2-2	0-0	0-0	2 1 3	5 0	4	0	1	1	0	0	9	GM FG% 46-95	48.4%	
30 Kaleb Scott	03:20	0-0	0-0	0-0	0 0 0	2 0	0	0	0	0	0	0	-8	3 <sup>rd</sup> FT% 10-30	33.3%	
21 Kalik Brooks	01:09	0-0	0-0	0-0	0 0 0	0 0	0	0	0	0	0	0	1	FT% 21-38	55.3%	
Team					2 1 3											
Totals	46:95	10-30	21-38	22-36	58	37	29	123	16	20	8	9	4	3		
Technical Fouls: Bench 3 <sup>rd</sup> OT 1, 2 <sup>nd</sup>															Dead Ball Rebounds: 7, 0	
<b>Georgia Tech - 120</b>															<b>Record: 0-1</b>	
NO. Name	Min	FG M/A	3P M/A	FT M/A	Rebounds OR DR TOT	Fouls PF FD	TP	AS	TO	ST	Blocks BS BA	+/-	Shooting By Period			
4 Jordan Usher	F 39:29	5-11	0-3	5-8	5 5 10	4 4	15	1	4	1	1	0	-8	1 <sup>st</sup> FG% 10-29	34.5%	
5 Moses Wright	F 53:51	8-18	1-2	14-22	11 8 19	5 11	31	2	1	2	0	1	-6	3 <sup>rd</sup> FT% 3-12	25.0%	
24 Rodney Howard	C 08:30	0-1	0-0	0-0	1 1 4	0 0	0	1	0	1	1	6	FT% 8-13	61.5%		
0 Michael Devoe	G 47:36	9-25	3-12	3-4	5 8 13	3 3	24	3	8	0	0	-9	2 <sup>nd</sup> FG% 16-38	42.1%		
10 Jose Alvarado	G 58:22	8-24	2-7	11-12	5 5 10	5 8	29	4	4	6	0	3	-2	3 <sup>rd</sup> FT% 4-12	33.3%	
2 Saba Gligberia	05:23	0-0	0-0	0-0	1 1 2	1 1	0	0	0	0	0	0	-2	FT% 10-18	55.6%	
3 Bubba Parham	46:44	6-13	1-6	3-5	1 4 5	3 1	16	2	1	1	0	1	6	OTFG% 10-31	32.3%	
12 Khalid Moore	29:37	0-6	0-2	5-8	1 4 5	4 8	5	0	2	2	2	1	3	3 <sup>rd</sup> FT% 0-8	0.0%	
1 Kyle Sturdivant	01:31	0-0	0-0	0-0	0 0 0	0 0	0	0	0	0	0	0	-3	GM FG% 36-98	36.7%	
Team					4 1 5									3 <sup>rd</sup> FT% 7-32	21.9%	
Totals	36:98	7-32	41-59	33	37	70	29	36	120	12	22	12	4	9	-3	
Technical Fouls: NONE															Dead Ball Rebounds: 11, 0	
Biggest lead		GSU	GaTech	Points from		GSU	GaTech	Period by Period Scoring								
Best Scoring Run		11 (1 <sup>st</sup> 8:01)	8 (1 <sup>st</sup> 14:49)	Turnovers		24	28	1st 2nd TOT			MERCER		38 45 83			
Lead Changes		17 (1 <sup>st</sup> 8:01)	8 (1 <sup>st</sup> 2:40)	Paint		64	50	GSU			GaTech		35 38 73			
Times Tied		13	17	Second Chance		21	30	GSU			GaTech		31 46 6 13 14 10 120			
Time with Lead		30:17	17:58	Fast Breaks		34	16	GaTech			MERCER		21 14			
				Bench		26	21									

Official Basketball Box Score - Final															Game Time: 8:00 PM	
Mercer at Georgia Tech															Game Duration: 1:46	
11/27/20 McCamish Pavilion, Atlanta															Attendance: 1,200	
2020-21 Men's Basketball															Officials: Jamie Luckie, Justin Porterfield, Tommy Morrissey	
<b>Mercer - 83</b>															<b>Record: 2-0</b>	
NO. Name	Min	FG M/A	3P M/A	FT M/A	Rebounds OR DR TOT	Fouls PF FD	TP	AS	TO	ST	Blocks BS BA	+/-	Shooting By Period			
22 Felipe Haase	F 36:04	6-16	5-11	0-0	1 4 5	2 1	17	3	3	1	0	1	14	1 <sup>st</sup> FG% 15-31	48.4%	
25 Maciej Bender	F 15:45	2-6	0-0	0-0	2 1 3	1 0	4	1	1	1	2	0	0	3 <sup>rd</sup> FT% 8-14	57.1%	
2 Nefcal Alvarez	G 35:50	3-12	1-4	10-11	1 7 8	1 8	17	9	2	1	0	0	17	FT% 0-0	0%	
3 Jeff Gary	G 33:12	2-5	2-3	2-2	0 3 3	3 3	8	3	2	4	0	0	8	2 <sup>nd</sup> FG% 12-30	40.0%	
10 Ross Cummings	G 34:36	5-7	3-4	3-3	0 2 2	2 1	16	4	1	0	0	0	13	3 <sup>rd</sup> FT% 4-11	36.4%	
23 James Glisson III	24:37	6-7	0-0	2-2	2 4 6	0 2	14	2	0	1	1	0	5	FT% 17-18	94.4%	
0 Leon Ayers III	19:56	3-8	1-3	0-0	1 3 4	2 0	7	0	0	0	1	0	-7	GM FG% 27-61	44.3%	
Team					0 2 2									3 <sup>rd</sup> FT% 12-25	48.0%	
Totals	27-61	12-25	17-18	7	26	33	11	15	83	22	10	8	4	1	10	
Technical Fouls: NONE															Dead Ball Rebounds: 1, 0	
<b>Georgia Tech - 73</b>															<b>Record: 0-2</b>	
NO. Name	Min	FG M/A	3P M/A	FT M/A	Rebounds OR DR TOT	Fouls PF FD	TP	AS	TO	ST	Blocks BS BA	+/-	Shooting By Period			
4 Jordan Usher	F 22:20	5-10	1-3	0-0	1 7 8	3 0	11	3	3	0	0	1	-8	1 <sup>st</sup> FG% 15-27	55.6%	
5 Moses Wright	F 38:32	9-15	2-3	0-1	1 4 5	0 1	20	1	3	1	1	0	-10	3 <sup>rd</sup> FT% 3-8	37.5%	
24 Rodney Howard	C 13:52	2-5	0-0	2-2	0 4 4	0 1	6	0	2	0	0	2	-8	FT% 2-2	100%	
0 Michael Devoe	G 34:15	4-9	2-4	4-5	1 4 5	4 3	14	3	3	0	0	0	2	2 <sup>nd</sup> FG% 13-34	38.2%	
10 Jose Alvarado	G 30:46	3-6	1-4	1-1	1 2 3	3 2	8	7	1	1	0	0	-9	3 <sup>rd</sup> FT% 5-16	31.3%	
3 Bubba Parham	28:07	4-9	2-6	2-2	1 1 2	4 2	12	1	1	2	0	1	-10	FT% 7-9	77.8%	
1 Kyle Sturdivant	09:41	0-2	0-1	0-0	1 1 2	1 0	0	1	0	0	0	0	-1	GM FG% 28-61	45.9%	
12 Khalid Moore	14:23	1-4	0-3	0-0	1 1 2	0 2	2	0	1	1	0	0	0	3 <sup>rd</sup> FT% 8-24	33.3%	
23 Jordan Meka	08:04	0-1	0-0	0-0	1 1 0	0 0	0	0	0	0	0	0	-6	FT% 9-11	81.8%	
Team					1 2 3											
Totals	28-61	8-24	9-11	8	27	35	15	11	73	16	15	5	1	4	-10	
Technical Fouls: NONE															Dead Ball Rebounds: 1, 0	
Biggest lead		MERCER	GaTech	Points from		MERCER	GaTech	Period by Period Scoring								
Best Scoring Run		19 (2 <sup>nd</sup> 1:17)	2 (1 <sup>st</sup> 18:29)	Turnovers		10	12	1st 2nd TOT			MERCER		38 45 83			
Lead Changes		10 (1 <sup>st</sup> 15:57)	5 (1 <sup>st</sup> 6:10)	Paint		28	32	GSU			GaTech		31 46 6 13 14 10 120			
Times Tied		2	2	Second Chance		8	11	GSU			GaTech		31 46 6 13 14 10 120			
Time with Lead		37:28	00:30	Fast Breaks		9	11	GaTech			MERCER		21 14			
				Bench		21	14									

GAME NOTES



# MISCELLANEOUS

## Starting Lineups

Game	Opponent	Result	C	F	G/F	G	G	Lineup#	Record
N25	GEORGIA STATE	L, 120-123 (4ot)	Howard	Wright	Usher	Devoe	Alvarado	1	0-1
N27	MERCER	L, 73-83	Howard	Wright	Usher	Devoe	Alvarado	1	0-1
D6	Kentucky								
D9	at Nebraska								
D15	at Florida State								
D18	FLORIDA A&M								
D20	DELAWARE STATE								
D23	at Alabama-Birmingham								
D30	NORTH CAROLINA								
J3	WAKE FOREST								
J6	at Notre Dame								
J9	at Louisville								
J12	PITTSBURGH								
J16	at NC State								
J20	CLEMSON								
J23	at Virginia								
J26	at Duke								
J30	FLORIDA STATE								
F6	NOTRE DAME								
F10	VIRGINIA								
F13	at Clemson								
F16	BOSTON COLLEGE								
F20	at Miami								
F23	at Virginia Tech								
F27	SYRACUSE								
M2	DUKE								
M5	at Wake Forest								
M9	ACC Tournament								

## Specialty Stats (GT/Opp)

Game	Opponent	Paint	OffTO	2ndCh	FBreak	Bench
N25	GEORGIA STATE	50/64	28/24	30/21	16/34	21/26
N27	MERCER	32/28	12/10	11/8	11/9	14/21
D6	Kentucky					
D9	at Nebraska					
D15	at Florida State					
D18	FLORIDA A&M					
D20	DELAWARE STATE					
D23	at Alabama-Birmingham					
D30	NORTH CAROLINA					
J3	WAKE FOREST					
J6	at Notre Dame					
J9	at Louisville					
J12	PITTSBURGH					
J16	at NC State					
J20	CLEMSON					
J23	at Virginia					
J26	at Duke					
J30	FLORIDA STATE					
F6	NOTRE DAME					
F10	VIRGINIA					
F13	at Clemson					
F16	BOSTON COLLEGE					
F20	at Miami					
F23	at Virginia Tech					
F27	SYRACUSE					
M2	DUKE					
M5	at Wake Forest					
M9	ACC Tournament					

## Miscellaneous

Opponent	Uniform Color	Tip	Large Lead	Large Deficit	Ties	Lead Changes	GT Led	Opp Led	Game Tied	1st GT Subs	On the Floor at the End	
N25	GEORGIA STATE	White	GSU	8	11	17	13	17:58	30:17	12:45	Gigiberia - 16:01-1st	Devoe, Parham, Sturdivant, Usher, Gigiberia
N27	MERCER	White	Mer	2	19	2	2	0:30	37:28	2:02	Parham - 16:37-1st	Alvarado, Devoe, Parham, Usher, Wright
D6	Kentucky											
D9	at Nebraska											
D15	at Florida State											
D18	FLORIDA A&M											
D20	DELAWARE STATE											
D23	at Alabama-Birmingham											
D30	NORTH CAROLINA											
J3	WAKE FOREST											
J6	at Notre Dame											
J9	at Louisville											
J12	PITTSBURGH											
J16	at NC State											
J20	CLEMSON											
J23	at Virginia											
J26	at Duke											
J30	FLORIDA STATE											
F6	NOTRE DAME											
F10	VIRGINIA											
F13	at Clemson											
F16	BOSTON COLLEGE											
F20	at Miami											
F23	at Virginia Tech											
F27	SYRACUSE											
M2	DUKE											
M5	at Wake Forest											
M9	ACC Tournament											

\*alternate home white uniform

# ROSTER AT-A-GLANCE

## NUMERICAL

No.	Name	Pos.	Ht.	Wt.	Cl.	Exp.	Hometown (High School/College)
0	Michael Devoe	G	6-5	197	Jr.	2VL	Orlando, Fla. (Montverde Academy)
1	Kyle Sturdivant	G	6-2	198	So.	TR	Norcross, Ga. (Norcross HS/Southern California)
2	Saba Gigiberia	C/F	7-1	250	Fr.	HS	Tbilisi, Georgia (Prolific Preparatory School [Napa, Calif.])
3	Bubba Parham	G	5-10	160	Sr.	1VL	Snellville, Ga. (Brookwood HS/VMI)
4	Jordan Usher	G/F	6-7	213	Sr.	1VL	Canton, Ga. (Wheeler HS/Southern California)
5	Moses Wright	F	6-9	233	Sr.	3VL	Raleigh, N.C. (William G. Enloe HS)
10	Jose Alvarado	G	6-0	179	Sr.	3VL	Brooklyn, N.Y. (Christ the King HS)
11	Tristan Maxwell	G	6-2	209	Fr.	HS	Charlotte, N.C. (North Mecklenburg HS)
12	Khalid Moore	F	6-7	200	Jr.	2VL	Briarwood, N.Y. (Archbishop Molloy HS)
13	Coleman Boyd	G	6-1	173	So.	1VL	Smyrna, Ga. (Mt. Bethel Christian Academy)
14	David Didenko	F	6-9	233	Jr.	1VL	Yakutsk, Russia (Boca Raton [Fla.] Community School/Palm Beach State)
23	Jordan Meka	F	6-8	224	Fr.	HS	Yaoundé, Cameroon (Mt. Bethel Christian Academy [Marietta, Ga.])
24	Rodney Howard	F	6-10	241	So.	TR	Ypsilanti, Mich. (Legacy Charter School [Greenville, S.C.]/Georgia)
34	Niko Broadway	G	6-3	195	So.	1VL	Atlanta, Ga. (St. Pius X HS)
35	Jehloni James	F	6-6	180	So.	HS	Sugar Hill, Ga. (Lanier HS)
45	Shaheed Medlock	G	6-5	196	Sr.	3VL	Chicago, Ill. (Ware County HS, Waycross, Ga.)
55	Malachi Rice	G	6-0	186	Sr.	3VL	Indianapolis, Ind. (Brebeuf Jesuit Preparatory School)

## ALPHABETICAL

No.	Name	Pos.	Ht.	Wt.	Cl.	Exp.	Hometown (High School/College)
10	Jose Alvarado	G	6-0	179	Sr.	3VL	Brooklyn, N.Y. (Christ the King HS)
13	Coleman Boyd	G	6-1	173	So.	1VL	Smyrna, Ga. (Mt. Bethel Christian Academy)
34	Niko Broadway	G	6-3	195	So.	1VL	Atlanta, Ga. (St. Pius X HS)
0	Michael Devoe	G	6-5	197	Jr.	2VL	Orlando, Fla. (Montverde Academy)
14	David Didenko	F	6-9	233	Jr.	1VL	Yakutsk, Russia (Boca Raton [Fla.] Community School/Palm Beach State)
2	Saba Gigiberia	C/F	7-1	250	Fr.	HS	Tbilisi, Georgia (Prolific Preparatory School [Napa, Calif.])
24	Rodney Howard	F	6-10	241	So.	TR	Ypsilanti, Mich. (Legacy Charter School [Greenville, S.C.]/Georgia)
35	Jehloni James	F	6-6	180	So.	HS	Sugar Hill, Ga. (Lanier HS)
11	Tristan Maxwell	G	6-2	209	Fr.	HS	Charlotte, N.C. (North Mecklenburg HS)
45	Shaheed Medlock	G	6-5	196	Sr.	3VL	Chicago, Ill. (Ware County HS, Waycross, Ga.)
23	Jordan Meka	F	6-8	224	Fr.	HS	Yaoundé, Cameroon (Mt. Bethel Christian Academy [Marietta, Ga.])
12	Khalid Moore	F	6-7	200	Jr.	2VL	Briarwood, N.Y. (Archbishop Molloy HS)
3	Bubba Parham	G	5-10	160	Sr.	1VL	Snellville, Ga. (Brookwood HS/VMI)
55	Malachi Rice	G	6-0	186	Sr.	3VL	Indianapolis, Ind. (Brebeuf Jesuit Preparatory School)
1	Kyle Sturdivant	G	6-2	198	So.	TR	Norcross, Ga. (Norcross HS/Southern California)
4	Jordan Usher	G/F	6-7	213	Sr.	1VL	Canton, Ga. (Wheeler HS/Southern California)
5	Moses Wright	F	6-9	233	Sr.	3VL	Raleigh, N.C. (William G. Enloe HS)

**Head Coach:** Josh Pastner (Arizona, 1997), 5th season

**Associate Head Coach:** Eric Reveno (Stanford, 1989), 5th season

**Assistant Coach:** Julian Swartz (Carroll College, 2005), 5th season

**Assistant Coach:** Anthony Wilkins (Kent State, 2013), 3rd season

**Director of Operations:** Tyler Benson (St. Bonaventure, 2009), 5th season

**Associate Director of Player Personnel:** B.J. Elder (Georgia Tech, 2014), 2nd season

**Director of Scouting:** Hayden Sheridan (Arizona, 2016), 3rd season

**Player Development Coach:** Dr. Dan Taylor (Franklin Pierce, 2002), 5th season

**Athletic Trainer:** Richard Stewart (Salisbury, 2005), 14th season

## Pronunciations

Jose Alvarado	AL-vuh-ROD-oh
David Didenko	duh-DENK-oh
Saba Gigiberia	SOB-uh GEE-GEE-buh-REE-uh (hard G)
Jordan Meka	MECK-uh
Khalid Moore	kuh-LEED
Bubba Parham	PAR-um
Eric Reveno	REV-uh-no
Malachi Rice	MAL-uh-rye

## BY CLASS

Sophomore: Coleman Boyd, Niko Broadway, Rodney Howard, Jehloni James, Kyle Sturdivant

Juniors: Michael Devoe, David Didenko, Khalid Moore

Seniors: Jose Alvarado, Shaheed Medlock, Bubba Parham, Malachi Rice, Jordan Usher, Moses Wright

Freshmen: Saba Gigiberia, Tristan Maxwell, Jordan Meka

## BY STATE/COUNTRY

Cameroon: Jordan Meka (by way of Marietta, Ga.)

Florida: Michael Devoe

Georgia: Coleman Boyd, Niko Broadway, Rodney Howard, Jehloni James, Bubba Parham, Kyle Sturdivant, Jordan Usher

Georgia (Republic of): Saba Gigiberia

Illinois: Shaheed Medlock

Indiana: Malachi Rice

New York: Jose Alvarado, Khalid Moore

North Carolina: Tristan Maxwell, Moses Wright

Russia: David Didenko (by way of Florida)

## BY MAJOR

Aerospace Engineering: Jehloni James, Kyle Sturdivant

Business Administration: Coleman Boyd, Michael Devoe, David Didenko, Tristan Maxwell, Shaheed Medlock, Jordan Meka, Khalid Moore, Malachi Rice, Jordan Usher, Moses Wright

History, Technology & Society: Bubba Parham

Industrial Design: Saba Gigiberia

Industrial Engineering: Niko Broadway

Literature, Media & Communication: Jose Alvarado

Public Policy: Rodney Howard

## BY HEIGHT

5-10	Bubba Parham
6-0	Jose Alvarado, Malachi Rice
6-1	Coleman Boyd
6-2	Tristan Maxwell, Kyle Sturdivant
6-3	Niko Broadway
6-5	Michael Devoe, Shaheed Medlock
6-6	Jehloni James
6-7	Khalid Moore, Jordan Usher
6-8	Jordan Meka
6-9	David Didenko, Moses Wright
6-10	Rodney Howard
7-1	Saba Gigiberia

# RADIO/TV ROSTER



**Jose Alvarado**  
G • 6-0 • Sr.

**10**



**Coleman Boyd**  
G • 6-1 • So.

**13**



**Niko Broadway**  
G • 6-3 • So.

**34**



**Michael Devoe**  
G • 6-5 • Jr.

**0**




**David Didenko**  
F • 6-9 • Jr.

**14**



**Saba Gigiberia**  
C • 7-1 • Fr.

**2**



**Rodney Howard**  
F • 6-10 • So.

**24**



**Jehloni James**  
F • 6-6 • So.

**35**



**Tristan Maxwell**  
G • 6-2 • Fr.

**11**



**Shaheed Medlock**  
G • 6-5 • Sr.

**45**



**Jordan Meka**  
F • 6-8 • Fr.

**23**




**Khalid Moore**  
F • 6-7 • Jr.

**12**




**Bubba Parham**  
G • 5-10 • Sr.

**11**



**Malachi Rice**  
G • 6-0 • Sr.

**55**



**Kyle Sturdivant**  
G • 6-2 • So.

**1**



**Jordan Usher**  
G/F • 6-7 • Sr.

**4**



**Moses Wright**  
F • 6-9 • Sr.

**5**



**Josh Pastner**  
Head Coach



**Eric Reveno**  
Associate Head Coach



**Julian Swartz**  
Assistant Coach



**Anthony Wilkins**  
Assistant Coach



**Tyler Benson**  
Director of Operations



**B.J. Elder**  
Director of Player Personnel



**Hayden Sheridan**  
Director of Scouting

GAME NOTES

# RADIO/TV CHEAT SHEET



## 0

### MICHAEL DEVOE

Guard • 6-5 • 197 • Junior • Orlando, Fla.

Yr	GP/GS	PPG	RPG	APG	FG%	3FG%	FT%
2020-21	2/2	19.0	9.0	3.0	.382	.313	.778
Season Highs		Pts: 24	Reb: 13	Ast: 3	Min: 47:36		
Last Game:	19 pts, 4-9 FG, 2-4 3pt FG, 5 reb, 3 ast in 34:15 vs. Mercer						

### Notes

- No. 7 in ACC in scoring, No. 9 in 3pt FG pct., No. 7 in 3pt FG made
- 2019-20: was No. 7 in ACC in scoring, No. 5 in FG%, No. 6 in minutes (HM All-ACC)
- ACC games: 14.6 ppg, 3.8 apg, 47.6% FG, 44.2% 3pt FG
- First double-double vs. GSU (29 pts, 13 reb), 11 games of 20 or more points in his career



## 1

### KYLE STURDIVANT

Guard • 6-2 • 198 • Sophomore • Norcross, Ga.

Yr	GP/GS	PPG	RPG	APG	FG%	3FG%	FT%
2020-21	2/0	0.0	1.0	0.5	.000	.000	.000
Season Highs		Pts: 0	Reb: 2	Ast: 1	Min: 9:41		
Last Game:	0 pts, 2 reb, 1 ast in 9:41 vs. Mercer						

### Notes

- Transfer from Southern California, has three years of eligibility at Tech beginning with 2020-21 season
- Had 25 assists over 22 turnovers, season high of 5 vs. Florida Gulf Coast
- Season-high 11 pts (4-6 FG), only double-figure game, vs. Marquette
- First alumnus of Norcross (Ga.) HS to attend Tech since Gani Lawal (2007-10)



## 2

### SABA GIGIBERIA

Center • 7-1 • 250 • Freshman • Tbilisi, Georgia

Yr	GP/GS	PPG	RPG	APG	FG%	3FG%	FT%
2020-21	1/0	0.0	2.0	0.0	.000	.000	.000
Season Highs		Pts: 0	Reb: 2	Ast: 0	Min: 5:23		
Last Game:	n/a						

### Notes

- Four-star post prospect originally from the Republic of Georgia
- Played two years of HS basketball in the United States., senior year at Prolific Prep in Napa, Calif.
- Ranked as high as No. 72 nationally (247Sports) and No. 14 at his position
- Has a 7-foot-4 wingspan



## 3

### BUBBA PARHAM

Guard • 5-10 • 160 • Senior • Snellville, Ga.

Yr	GP/GS	PPG	RPG	APG	FG%	3FG%	FT%
2020-21	2/0	14.0	3.5	1.5	.455	.250	.714
Season Highs		Pts: 16	Reb: 5	Ast: 2	Min: 46:44		
Last Game:	12 pts, 4-9 FG, 2-6 3pt FG, 2 reb, 1 ast in 28:07 vs. Mercer						

### Notes

- Has 8 career double-digit games, including both this season; GT career high 16 pts vs. Georgia State
- In ACC games last season, 26.5 minutes per game
- In ACC games: 4.5 ppg, 2.0 apg, 29.6% 3pt, 25.3 mpg
- Transfer from VMI who made All-Southern Conference team in 2018-19 (SoCon-best 21.4 ppg, 39.7% 3pt)



## 4

### JORDAN USHER

Guard/Forward • 6-7 • 213 • Senior • Canton, Ga.

Yr	GP/GS	PPG	RPG	APG	FG%	3FG%	FT%
2020-21	2/2	13/0	9.0	2.0	.476	.167	.625
Season Highs		Pts: 15	Reb: 10	Ast: 3	Min: 39:29		
Last Game:	11 pts, 5-10 FG, 1-3 3pt FG, 8 reb, 3 ast in 22:20 vs. Mercer						

### Notes

- Transfer from USC at mid-season last year, started all 25 games since becoming eligible
- Has reached double figures in points in 10 games, including both this season
- Notched first career double-double vs. Georgia State (15 pts, 11 reb)
- Tech is 6-4 when he scores in double figures



## 5

### MOSES WRIGHT

Forward • 6-9 • 233 • Senior • Raleigh, N.C.

Yr	GP/GS	PPG	RPG	BK/G	FG%	3FG%	FT%
2020-21	2/2	25.5	12.0	1.5	.515	.600	.609
Season Highs		Pts: 31	Reb: 19	Blk: 1	Min: 53:51		
Last Game:	7 pts, 1-3 FG, 5-6 FT, 6 reb in 25:47 at Clemson						

### Notes

- Leads ACC in scoring average, No. 3 in rebound average, No. 10 in FG pct.
- In ACC games in 2019-20: 13.4 ppg, 6.8 rpg, 50.5% FG, 60% FT
- Scored 31 points (14-of-22 FT) with 19 rebounds (11 offensive) in season opener vs. Georgia State
- Eight double-doubles for his career, four vs. ACC teams (career-high 33 pts, 10 rebounds at Syracuse)



## 10

### JOSE ALVARADO

Guard • 6-0 • 179 • Senior • Brooklyn, N.Y.

Yr	GP/GS	PPG	RPG	APG	FG%	3FG%	FT%
2020-21	2/2	18.5	6.5	5.5	.367	.273	.923
Season Highs		Pts: 29	Reb: 10	Ast: 7	Min: 58:22		
Last Game:	8 pts, 3-6 FG, 1-4 3pt FG, 7 ast in 30:46 vs. Mercer						

### Notes

- Averaged 18.1 points, 46.9% FG, 36.5% 3pt, 76.9% FT, 3.3 apg in last 11 ACC games of 2019-20
- Preseason All-ACC 2nd team; All-ACC 3rd-team last year despite missing 7 of 8 games in Nov.-Dec.
- No. 8 in ACC in scoring, No. 5 in assists, No. 3 in steals
- In ACC games 2019-20: 16.1 ppg, 4.3 apg, 2.4 spg, 46.5% FG, 35.8% 3pt FG, 76.4% FT



## 11

### TRISTAN MAXWELL

Guard • 6-2 • 209 • Freshman • Charlotte, N.C.

Yr	GP/GS	PPG	RPG	APG	FG%	3FG%	FT%
2020/21	n/a						
Season Highs		Pts: n/a	Reb: n/a	Ast: n/a	Min: n/a		
Last Game:	n/a						

### Notes

- Consensus North Carolina state high school player of the year as a senior
- Led North Mecklenburg HS to the state championship game, which was never held due to Covid-19
- North Mecklenburg's all-time leading scorer (2,253), NC HS record for 3pt FG (331)
- Led North Mecklenburg to 104-12 record in his four years on the varsity team



## 12

### KHALID MOORE

Forward • 6-7 • 200 • Junior • Briarwood, N.Y.

Yr	GP/GS	PPG	RPG	APG	FG%	3FG%	FT%
2020-21	2/0	3.5	3.5	0.0	.100	.000	.625
Season Highs		Pts: 5	Reb: 5	Ast: 0	Min: 29:37		
Last Game:	2 pts, 1-4 FG, 0-3 3pt FG, 2 reb in 14:23 vs. Mercer						

### Notes

- Versatile player who does a little of everything, started 12 games last season, 24 during his career
- Started for injured Devoe vs. NC ST, Morehouse and VT last season - 17 mpg, 17 total points, 6 reb
- Played in every ACC game during his career, starting nine (2.9 ppg, 35.3% 3pt FG)
- Attended alma mater of legendary Tech guard Kenny Anderson, played on same AAU team as Jose Alvarado



## 14

### DAVID DIDENKO

Forward • 6-9 • 233 • Junior • Yakutsk, Russia

Yr	GP/GS	PPG	RPG	APG	FG%	3FG%	FT%
2020-21	n/a						
Season Highs		Pts: n/a	Reb: n/a	Ast: n/a	Min: n/a		
Last Game:	n/a						

### Notes

- Transferred from Palm Beach State CC in Florida with two years of eligibility remaining at Tech
- Native of Yakutsk, Russia, emigrated to the United States in 2010, attended HS in Boca Raton
- Played in six games in 2019-20
- Scored his first points at Tech vs. Morehouse on a 3-pointer, grabbed 3 rebounds



## 23

### JORDAN MEKA

Forward • 6-8 • 224 • Freshman • Yaoundé, Cameroon

Yr	GP/GS	PPG	RPG	APG	FG%	3FG%	FT%
2020-21	1/0	0.0	1.0	0.0	.000	.000	.000
Season Highs		Pts: 0	Reb: 0	Ast: 0	Min: 0		
Last Game:	0 pts, 0 reb in 8:04 vs. Mercer						

### Notes

- Spent all four years of HS at Mt. Bethel Christian Academy in Kennesaw, Ga.
- Four-time all-state and all-Atlanta metro performer who set school records for points, rebounds, blocked shots
- Led Mt. Bethel to two Georgia Independent Christian Athletic Association state titles, one trip to class A semifinals
- Has 7-foot-1 wingspan



## 24

### RODNEY HOWARD

Forward • 6-10 • 241 • Sophomore • Ypsilanti, Mich.

Yr	GP/GS	PPG	RPG	BLK/G	FG%	3FG%	FT%
2020-21	2/2	3.0	2.5	0.5	.333	.000	1.000
Season Highs		Pts: 6	Reb: 4	Blk: 1	Min: 13:52		
Last Game:	6 pts, 2-5 FG, 2-2 FT, 4 reb in 13:52 vs. Mercer						

### Notes

- Transfer from Georgia, has three years of eligibility at Tech beginning this season
- Played in 24 games with two starts at UGA, finished 2nd on team in blocked shots (15) despite limited minutes
- Season-high 6 boards vs. South Carolina, double-digit minutes vs. South Carolina and LSU in SEC play
- Born in Michigan, attended HS in Georgia until senior year (Legacy Charter in S.C.)