

FLORIDA™

MEN'S BASKETBALL



Florida (5-2/2-1 SEC) vs. Kentucky (3-6/2-0 SEC)
 Exactech Arena at the Stephen C. O'Connell Center | Gainesville, Fla.
 Game 8 | Jan. 9, 2021 | 5 p.m.



HEAD COACHES

Mike White

113-67 | 6th season at UF
 214-107 | 10th season overall

John Calipari

333-83 | 12th season at Kentucky
 736-221 | 29th season overall

MATCHUP BASICS

All-Time Series: 40-104
 All-Time/Home: 26-37
 Series Under White: 3-7
 Home/White: 2-3
 Last Meeting:
 L, 70-71, 3/7/20 (Home)

BROADCAST INFO

ESPN | ESPN App

Play-by-Play: Bob Wischusen
 Analyst: Dick Vitale

Gators Sports Network | XM 192

Play-by-Play: Mick Hubert
 Analyst: Lee Humphrey

NUMBERS OF NOTE

18

Tyree Appleby led the Gators with 18 points last outing, his highest output as a Gator. Appleby scored 899 points over two seasons at Cleveland State and is closing in on 1,000 career points (961).

99

Just seven game in at Florida, Colin Castleton has scored 83 points and is 16 points away from matching his two-year scoring total at Michigan, where he tallied 99 points in 44 appearances.

11

Florida hosts Kentucky in January for the first time in 11 seasons. Saturday's game marks the earliest Florida and Kentucky have met since a Jan. 2, 1999, meeting, and the earliest game in Gainesville since Jan. 3, 1979.

FLORIDA PROJECTED STARTERS

#	Name	Pos.	Ht.	Wt.	Cl.	Min.	Pts.	Reb.	Misc.
4	Anthony Duruji	F	6-7	220	Jr.	19.5	5.7	4.0	0.7 stl
12	Colin Castleton	F	6-11	231	Jr.	21.7	11.9	5.3	1.1 blk
1	Tre Mann	G	6-5	190	So.	31.4	14.6	5.6	4.3 ast
10	Noah Locke	G	6-3	203	Jr.	25.7	9.9	2.0	2.1 3fg
23	Scottie Lewis	G	6-5	189	So.	30.0	12.3	4.6	2.1 ast

OPPONENT PROJECTED STARTERS

#	Name	Pos.	Ht.	Wt.	Cl.	Min.	Pts.	Reb.	Misc.
30	Olivier Sarr	F	7-0	237	Sr.	27.1	11.3	6.0	1.6 blk
55	Lance Ware	F	6-9	223	Fr.	13.9	1.8	3.8	0.8 blk
2	Devin Askew	G	6-3	198	Fr.	29.3	7.6	2.4	2.8 ast
3	Brandon Boston Jr.	G	6-7	185	Fr.	31.1	12.8	5.4	1.2 stl
10	Davion Mintz	G	6-3	196	Gr.	28.6	10.0	3.6	2.8 ast

2020-21 AT A GLANCE

- Florida looks to bounce back after its first SEC loss of the season, renewing the rivalry against Kentucky with a rare early-season meeting. Saturday marks the first January meeting between UF and UK in Gainesville since 2010, and Jan. 9 is the earliest date the teams have met since a Jan. 2, 1999, contest. Florida hasn't hosted UK this early on the calendar since a Jan. 3, 1979, meeting.
- Colin Castleton had a breakout week with the start of SEC play and earned co-SEC Player of the Week honors, scoring 23 against Vanderbilt and 21 vs. LSU. In both games, Castleton hit his stride in the second half of both games, scoring 17 second-half points vs. the Commodores and 19 against the Tigers.
- Castleton's offense was efficient in Nashville, going 11-for-13 from the field with five dunks. After early foul trouble limited Castleton to two points in two minutes during the first half vs. LSU, he scored the Gators' first 15 points of the second half over a six-minute span and totaled 19 of his 21 points after the break.
- The Gators rank #1 in the SEC in field goal percentage (.497) and #3 in scoring (81.7).
- Florida opened its SEC schedule with a 91-72 win at Vanderbilt, improving to 5-1 in SEC openers under White. The Gators' .618 field goal percentage was the team's best in a road SEC game since a .642 performance at South Carolina in 2007.
- UF's 83-79 win vs. LSU marked the fifth time in six meetings between the teams that the outcome was decided by five points or fewer.
- The COVID-19 pandemic scrambled the start of the Gators' non-conference schedule, pushing UF to its first December start since 1992 and its latest start since a Dec. 2 tip to the 1977-78 campaign.
- In the Gators' fourth game of the season, Keyontae Johnson's medical emergency became the focal point of the team's energy for the following weeks, and the remaining non-conference games were postponed (no makeup dates announced). Johnson was discharged from UF Health on Dec. 22 and is expected to be on the Gators' bench Saturday.
- Head coach Mike White looks to get back to his roots and push the pace this season and has the personnel to do it. In White's four seasons at Louisiana Tech, his teams averaged in the top-40 nationally in adjusted tempo (per KenPom). The Gators sat just outside the top 100 in tempo each of White's first two seasons at UF before slowing the pace in recent seasons.
- Florida opened the season with a win vs. Army, knocking off some rust en route to a 76-69 win while overcoming a 12-point deficit in the second half. Tre Mann had a career-best 19 points and five steals, the first Gator with a 19-point, five-steal game since Michael Frazier (2/3/15 at Vanderbilt).
- The Gators had a solid 90-70 win vs. Boston College with five Gators scoring double figures, including a 24-point, 12-rebound performance by Keyontae Johnson, which marked just the eighth 24/12 game by a Gator since 1996.
- The Gators have played the most challenging non-conference schedule of any power conference team over the course of Mike White's tenure. UF's schedule strength this season extends to the SEC slate where eight of 18 games scheduled are vs. teams receiving votes in the preseason Top 25, five on the road and three at home.

NOVEMBER

- 25 vs. UMass Lowell Canceled
- 27 vs. #4 Virginia Canceled

DECEMBER

- 2 at Oklahoma Canceled
- 2 vs. Army ESPN2 W 76-69
- 3 vs. Boston College ESPN W 90-70
- 6 Stetson SEC Net. W 86-40
- 12 at #20/21 Florida St. ESPNU L 71-83
- 16 North Florida Postponed
- 19 Florida Atlantic Postponed
- 20 Florida A&M Postponed
- 22 James Madison Postponed
- 29 at Vanderbilt ESPN2 W 91-72

JANUARY

- 2 LSU CBS W 83-79
- 5 at Alabama ESPN2 L 71-86
- 9 Kentucky ESPN 5 p.m.
- 12 Ole Miss SEC Net. 7 p.m.
- 16 at Mississippi State ESPN2 4 p.m.
- 19 Tennessee ESPN/2/U 7 p.m.
- 23 at Georgia ESPN/2 2 p.m.
- 27 Vanderbilt SEC Net. 6:30 p.m.
- 30 at West Virginia ESPN/2 2/4 p.m.


FEBRUARY

- 3 South Carolina SEC Net. 6:30 p.m.
- 6 at LSU ESPN/2 2 p.m.
- 10 at Tennessee ESPN2 7 p.m.
- 13 Texas A&M SEC Net. 8:30 p.m.
- 16 at Arkansas ESPN/2 7 p.m.
- 20 Georgia SEC Net. 3:30 p.m.
- 23 at Auburn ESPN/2/U 9 p.m.
- 27 at Kentucky CBS 4 p.m.

MARCH

- 3 Missouri SEC Net. 6:30 p.m.
- 10-14 SEC Tournament (Nashville)

Contact: Denver Parler | denverp@gators.ufl.edu
 Office: 352-692-6195 | Cell: 352-318-3493



#0
**QUES
GLOVER**

Guard
Sophomore
Knoxville, Tenn.
5-11 | 182

Speedy point guard with great bounce and outstanding range...Had four double-figure scoring games during his freshman season, averaging 4.4 per game while appearing in all 31 contests.

Year	GP	GS	Min	Avg	FG	FGA	Pct	3FG	3A	Pct	FT	FTA	Pct	OR	DR	Tot	Avg	PF	FO	Ast	TO	Blk	Stl	Pts	Avg
2020-21	6	0	44	7.3	5	15	.333	1	5	.200	2	2	1.000	1	5	6	1.0	7	0	4	5	0	2	13	2.2
TOTAL	37	0	427	11.5	59	140	.421	12	50	.240	19	34	.559	7	29	36	1.0	37	0	23	45	2	7	149	4.0




#1
**TRE
MANN**

Guard
Sophomore
Gainesville, Fla.
6-5 | 190

Starting point guard who leads the Gators in scoring...Has put up 19 points twice this season (LSU, Army) and paried that with five steals in the season opener vs. Army...Averaged 5.3 points with five double-figure games during his freshman campaign.

Year	GP	GS	Min	Avg	FG	FGA	Pct	3FG	3A	Pct	FT	FTA	Pct	OR	DR	Tot	Avg	PF	FO	Ast	TO	Blk	Stl	Pts	Avg
2020-21	7	7	220	31.4	36	80	.450	13	29	.448	17	22	.773	4	35	39	5.6	22	0	30	20	0	10	102	14.6
TOTAL	36	11	736	20.4	93	240	.388	35	109	.321	36	51	.706	12	82	94	2.6	75	0	50	52	2	27	257	7.1



#2
**SAMSON
RUZHENTSEV**

Forward
Freshman
Moscow, Russia
6-7 | 192

Wing with great length and bouncy athleticism...One of the top shooters in the 2020 class...Represented Russia in the FIBA U18 Euro Championships...Averaged 19.3 points at Hamilton Heights during his senior season.

Year	GP	GS	Min	Avg	FG	FGA	Pct	3FG	3A	Pct	FT	FTA	Pct	OR	DR	Tot	Avg	PF	FO	Ast	TO	Blk	Stl	Pts	Avg
2020-21	4	0	27	6.8	3	9	.333	2	7	.286	0	0	.000	1	1	2	0.5	1	0	1	1	1	1	8	2.0



#4
**ANTHONY
DURUJI**

Forward
Junior
Germantown, Md.
6-7 | 220

Made his first start at UF in the Gators' win at Vandy, tallying 11 points and three blocks, then followed that with a 16-point outing vs. LSU... Four-man who can play above the rim or step out to the perimeter...Averaged 9.7 points and 5.1 rebounds over two seasons at Louisiana Tech.

Year	GP	GS	Min	Avg	FG	FGA	Pct	3FG	3A	Pct	FT	FTA	Pct	OR	DR	Tot	Avg	PF	FO	Ast	TO	Blk	Stl	Pts	Avg
2020-21	7	3	135	19.3	15	40	.375	4	14	.286	6	10	.600	12	16	28	4.0	20	1	3	6	3	5	40	5.7
All*	72	55	1806	25.1	241	530	.455	73	206	.354	117	182	.643	96	266	362	5.0	180	4	60	99	88	48	672	9.3



#5
**OMAR
PAYNE**

Forward
Sophomore
Kissimmee, Fla.
6-10 | 230

Posted 10 points vs. Boston College...Started seven games as a freshman, averaging 3.8 points and 3.7 rebounds in 30 appearances...Posted his first double-double in last season's win vs. #4 Auburn (19 points/11 rebounds)...A 7-foot-5.5 wingspan makes him a constant shot-blocking threat.

Year	GP	GS	Min	Avg	FG	FGA	Pct	3FG	3A	Pct	FT	FTA	Pct	OR	DR	Tot	Avg	PF	FO	Ast	TO	Blk	Stl	Pts	Avg
2020-21	7	0	109	15.6	11	16	.688	0	0	.000	4	8	.500	6	12	18	2.6	19	0	3	7	10	3	26	3.7
TOTAL	37	7	562	15.2	62	99	.626	0	0	.000	17	43	.395	60	65	125	3.4	85	1	10	25	44	11	141	3.8



#10
**NOAH
LOCKE**

Guard
Junior
Baltimore, Md.
6-3 | 203

Had his 10th career game with five-plus 3-pointers, shooting 5-for-6 beyond the arc vs. Stetson, including four makes in a five-minute span...His .481 3-point clip in SEC play last season matched the best by a player with 50+ makes over the last 25 years (John Jenkins).

Year	GP	GS	Min	Avg	FG	FGA	Pct	3FG	3A	Pct	FT	FTA	Pct	OR	DR	Tot	Avg	PF	FO	Ast	TO	Blk	Stl	Pts	Avg
2020-21	7	7	179	25.6	25	59	.424	15	35	.429	4	7	.571	2	12	14	2.0	14	0	3	7	3	5	69	9.9
TOTAL	74	62	2014	27.2	253	628	.403	175	432	.405	55	75	.733	31	143	174	2.4	92	0	46	43	4	41	736	9.9




#11
**KEYONTAE
JOHNSON**

Forward
Junior
Norfolk, Va.
6-5 | 229

2020-21 preseason SEC Player of the Year and first-team All-SEC...Has 13 career double-doubles, including four 20/10 games...Had 24 points and 12 rebounds vs. BC...Led Florida with 14.0 points per game and 38 steals last season, adding 7.1 rebounds per game.

Year	GP	GS	Min	Avg	FG	FGA	Pct	3FG	3A	Pct	FT	FTA	Pct	OR	DR	Tot	Avg	PF	FO	Ast	TO	Blk	Stl	Pts	Avg
2020-21	4	4	81	20.3	25	39	.641	3	7	.429	11	14	.786	2	16	18	4.5	6	0	5	11	0	4	64	16.0
TOTAL	71	55	1906	26.8	302	580	.521	56	149	.376	129	179	.721	124	344	468	6.6	178	2	99	112	22	80	789	11.1



#12
**COLIN
CASTLETON**

Forward
Junior
Deland, Fla.
6-5 | 185

Named SEC Player of the Week on Jan. 4...Broke out with 23 points at Vandy, including 17 second-half points...Scored 15 straight Florida points to start the second half vs. LSU, tallying 19 of his 21 points in the second half...Played two seasons at Michigan before transferring to UF in 2020.

Year	GP	GS	Min	Avg	FG	FGA	Pct	3FG	3A	Pct	FT	FTA	Pct	OR	DR	Tot	Avg	PF	FO	Ast	TO	Blk	Stl	Pts	Avg
2020-21	7	7	151	21.6	34	49	.694	0	0	.000	15	24	.625	18	19	37	5.3	20	0	3	6	8	3	83	11.9
All*	51	7	413	8.1	70	121	.579	0	7	.000	42	62	.677	44	74	118	2.3	53	0	12	24	25	7	182	3.6



#15
**OSAYI
OSIFO**

Forward
Junior
Bedworth Park,
South Africa
6-7 | 225

Extremely high motor, great defender, one of the hardest-playing guys in the country...Averaged 10.6 points and 7.5 rebounds last season at Eastern Florida State College...Has only been playing basketball since he was 15, previously playing rugby and track back home in South Africa.

Year	GP	GS	Min	Avg	FG	FGA	Pct	3FG	3A	Pct	FT	FTA	Pct	OR	DR	Tot	Avg	PF	FO	Ast	TO	Blk	Stl	Pts	Avg
2020-21	4	0	32	8.0	1	3	.333	0	0	.000	4	6	.667	3	6	9	2.3	6	0	1	1	1	0	6	1.5



#22
**TYREE
APPLEBY**

Guard
Junior
Jacksonville, Ark.
6-1 | 170

High-energy player and leader...Scored all 15 of his points vs. Army in the second half, helping UF rally for the win...Scored a team-high 18 at Alabama...Added 13 points in the win at Vandy...Averaged 14.3 points and 4.7 assists in two seasons at Cleveland State.

Year	GP	GS	Min	Avg	FG	FGA	Pct	3FG	3A	Pct	FT	FTA	Pct	OR	DR	Tot	Avg	PF	FO	Ast	TO	Blk	Stl	Pts	Avg
2020-21	7	0	166	23.7	19	43	.442	6	19	.316	18	20	.900	2	15	17	2.4	17	0	20	21	1	12	62	8.9
All*	70	54	1925	27.5	295	685	.431	116	320	.363	255	336	.759	29	178	207	3.0	133	1	317	236	18	98	961	13.7



#23
**SCOTTIE
LEWIS**

Guard
Sophomore
Hazlet, N.J.
6-5 | 189

Coaches second-team preseason All-SEC...A tenacious defender with an outstanding motor and competitive attitude...Stuffed the box score with 16 points, five rebounds, four assists and two blocks at Vandy...Averaged 8.5 points and 3.6 rebounds as a freshman in 2019-20.

Year	GP	GS	Min	Avg	FG	FGA	Pct	3FG	3A	Pct	FT	FTA	Pct	OR	DR	Tot	Avg	PF	FO	Ast	TO	Blk	Stl	Pts	Avg
2020-21	7	7	210	30.0	25	51	.490	7	16	.438	29	37	.784	8	24	32	4.6	17	0	15	14	11	11	86	12.3
TOTAL	37	29	1082	29.2	108	239	.452	29	77	.377	96	119	.807	38	102	140	3.8	84	0	38	48	47	47	341	9.2



#33
**JASON
JITOBH**

Center
Sophomore
Abuja, Nigeria
6-11 | 285

A rim protector with fantastic size and a good feel for the game...Has a soft touch around the basket and is a solid passer in the post...Averaged 1.8 points in 21 appearances as a freshman.

Year	GP	GS	Min	Avg	FG	FGA	Pct	3FG	3A	Pct	FT	FTA	Pct	OR	DR	Tot	Avg	PF	FO	Ast	TO	Blk	Stl	Pts	Avg
2020-21	2	0	5	2.5	0	0	.000	0	0	.000	0	0	.000	0	3	3	1.5	1	0	0	1	0	0	0	0.0
TOTAL	23	0	138	6.0	15	29	.517	0	0	.000	8	17	.471	13	18	31	1.3	23	0	6	7	0	0	38	1.7



#44
**NIELS
LANE**

Guard
Freshman
Freehold, N.J.
6-5 | 206

A slashing wing who can finish at all three levels, Lane also defends and rebounds his position well...Scored his first collegiate points on a put-back vs. Boston College...A career 1,000-point scorer and 2019 state champion at Roselle Catholic.

Year	GP	GS	Min	Avg	FG	FGA	Pct	3FG	3A	Pct	FT	FTA	Pct	OR	DR	Tot	Avg	PF	FO	Ast	TO	Blk	Stl	Pts	Avg
2020-21	6	0	34	5.7	3	9	.333	0	3	.000	3	4	.750	2	2	4	0.7	4	0	3	0	1	1	9	1.5

MATCHUP

ABOUT THE OPPONENT

- Kentucky comes in on a two-game winning streak after dropping six in a row with a 1-6 non-conference record.
- Brandon Boston Jr. leads the team with 12.8 points per game, joined in double figures by Olivier Sarr (11.3), Terrence Clarke (10.7) and Davion Mintz (10.0).
- Isaiah Jackson leads the team in rebounding (7.3) and blocked shots (24), while Mintz and Devin Askew both have 25 assists. Boston's 11 steals lead the team.
- Kentucky has played a pair of close battles in SEC play, earning a double-overtime win at Mississippi State before Tuesday's win vs. Vanderbilt that was decided in the final minute on a Mintz 3-pointer.

OPPONENT'S LAST 5 GAMES

Dec. 12	Notre Dame	L	63-64
Dec. 19	vs. North Carolina	L	63-75
Dec. 26	at Louisville	L	59-62
Jan. 2	at Mississippi State	W/2OT	78-73
Jan. 5	Vanderbilt	W	77-74

OPPONENT'S NEXT 5 GAMES

Jan. 12	Alabama
Jan. 16	at Auburn
Jan. 20	at Georgia
Jan. 23	LSU
Jan. 26	at Alabama

SERIES UNDER WHITE (3-7)

Feb. 6, 2016	A	L	61-80
March 1, 2016	H	L	79-88
Feb. 4, 2017	H	W	88-66
Feb. 25, 2017	A	L	66-76
Jan. 20, 2018	A	W	66-64
March 3, 2018	H	W	80-67
Feb. 2, 2019	H	L	54-65
March 9, 2019	A	L	57-66
Feb. 22, 2020	A	L	59-65
March 7, 2020	H	L	70-71

Category	Florida	Advantage	Opponent
Scoring Offense	81.1	<	67.7
Scoring Defense	71.3	>	68.1
Scoring Margin	+9.9	<	-0.4
Field Goal Pct.	.488	<	.415
Field Goal Pct. Def.	.405	<	.408
3-Pt. FG Pct.	.375	<	.299
3-Pt. FG Pct. Def.	.366	>	.293
3-Pt. FG Made	7.3	<	5.1
3-Pt. FG Allowed	7.6	>	6.2
Free Throw Pct.	.734	<	.676
Free Throws Made	16.1	<	13.2
Rebounds	36.7	>	39.0
Opp. Rebounds	33.6	<	35.7
Rebounding Margin	+3.1	>	+3.3
Assists	13.0	<	11.2
Turnovers	14.7	<	14.9
Opp. Turnovers	16.9	<	12.4
Turnover Margin	+2.1	<	-2.1
Assist/TO Ratio	0.9	>	1.0
Steals	8.1	<	6.3
Blocked Shots	5.6	>	6.0

LAST MEETING: KENTUCKY 71, FLORIDA 70



Official Basketball Box Score - Final
Kentucky at Florida
 03/07/20 Exactech Arena at Stephen C. O'Connell Center, Gainesville
 2019-20 Men's Basketball

Game Time: 6:00 PM
 Game Duration: 2:07
 Attendance: 9,767

Officials: Doug Shows, Todd Austin, Byron Jarrett

Kentucky - 71

Record: 25-6 (15-3)

NO.	Name	Min	FG		3P		FT		Rebounds			Fouls		TP	AS	TO	ST	Blocks		+/-		
			M-A	M-A	M-A	M-A	OR	DR	TOT	PF	FD	BS	BA									
4	Nick Richards	29:31	8-18	0-0	3-5	4	3	7	3	3	19	0	3	0	0	1	1	1				
12	Keion Brooks Jr.	27:27	4-5	2-2	0-0	0	3	3	3	0	10	0	0	2	0	0	0	0	0	-7		
23	EJ Montgomery	24:03	2-4	0-0	0-0	1	1	2	1	0	4	0	1	0	0	0	0	0	0	1		
3	Tyrese Maxey	38:37	1-11	1-3	4-4	1	4	5	1	3	7	7	1	1	0	3	6					
5	Immanuel Quickley	20:58	5-8	2-2	0-0	1	1	2	5	2	12	0	3	0	0	0	0	0	-4			
10	Johnny Juzang	32:58	4-6	2-4	0-0	1	1	2	1	0	10	2	1	0	0	0	0	0	8			
1	Nate Sestina	26:26	3-5	1-2	2-2	5	1	6	2	5	9	0	0	1	0	0	0	0	0			
Team									1			2		3			0		0			
Totals			27-57	8-13	9-11	14	16	30	17	13	71	9	9	4	0	4	1	0	4	1		

Shooting By Period		
1st FG%	11-26	42.3%
3PT%	4-6	66.7%
FT%	4-4	100%
2nd FG%	16-31	51.6%
3PT%	4-7	57.1%
FT%	5-7	71.4%
GM FG%	27-57	47.4%
3PT%	8-13	61.5%
FT%	9-11	81.8%

Dead Ball Rebounds: 1, 0

Technical Fouls: Coach 2nd 14:46 Coach 2nd 12:36

Florida - 70

Record: 19-12 (11-7)

NO.	Name	Min	FG		3P		FT		Rebounds			Fouls		TP	AS	TO	ST	Blocks		+/-		
			M-A	M-A	M-A	M-A	OR	DR	TOT	PF	FD	BS	BA									
11	Keyontae Johnson	34:45	5-8	1-1	1-2	0	3	3	4	4	12	3	1	1	1	0	0	0	0	-5		
24	Kerry Blackshear	11:47	0-4	0-0	0-0	1	4	5	2	2	0	1	1	0	0	0	0	0	0	2		
2	Andrew Nembhard	37:45	3-7	1-3	0-0	0	5	5	1	0	7	8	1	0	0	0	0	0	-2			
10	Noah Locke	33:29	5-11	3-8	1-1	1	1	2	1	2	14	0	2	0	0	0	0	0	-4			
23	Scottie Lewis	36:23	5-8	1-1	8-10	1	0	1	2	4	19	0	1	2	0	0	0	0	2			
33	Jason Jitoboh	06:52	0-0	0-0	1-2	0	1	1	0	1	1	0	0	0	0	0	0	0	3			
1	Tre Mann	07:23	1-3	0-0	0-0	0	0	0	0	0	2	0	1	0	0	0	0	0	-2			
0	Ques Glover	05:03	2-2	1-1	0-0	0	0	0	0	1	5	0	1	0	0	0	0	0	3			
5	Omar Payne	20:04	3-4	0-0	0-0	2	1	3	1	0	6	0	1	0	3	0	0	0	-2			
21	Dontay Bassett	06:29	1-1	0-0	2-2	0	0	0	2	2	4	1	0	0	0	0	0	0	0			
Team									0			2		2			0		1			
Totals			25-48	7-14	13-17	5	17	22	13	16	70	13	10	3	4	0	-1	0	0	-1		

Shooting By Period		
1st FG%	15-27	55.6%
3PT%	5-8	62.5%
FT%	5-6	83.3%
2nd FG%	10-21	47.6%
3PT%	2-6	33.3%
FT%	8-11	72.7%
GM FG%	25-48	52.1%
3PT%	7-14	50.0%
FT%	13-17	76.5%

Dead Ball Rebounds: 6, 0

Technical Fouls: NONE

	UK	UF	Points from		Period by Period Scoring				
Biggest lead	1 (2 nd 0:11)	18 (2 nd 11:55)	Turnovers	13	8	1st	2nd	TOT	
Best Scoring Run	7 (2 nd 6:03)	9 (1 st 9:55)	Paint	28	30	UK	30	41	71
Lead Changes	1		Second Chance	21	6	UF	40	30	70
Times Tied	0		Fast Breaks	2	7				
Time with Lead	00:12	39:28	Bench	19	18				

STARTING LINEUPS

	1	2	3	4	5
vs. Army	Mann	Locke	Lewis	Johnson	Castleton
vs. Boston College	Mann	Locke	Lewis	Johnson	Castleton
Stetson	Mann	Locke	Lewis	Johnson	Castleton
at Florida State	Mann	Locke	Lewis	Johnson	Castleton
at Vanderbilt	Mann	Locke	Lewis	Duruji	Castleton
LSU	Mann	Locke	Lewis	Duruji	Castleton
at Alabama	Mann	Locke	Lewis	Duruji	Castleton
Kentucky					
Ole Miss					
at Mississippi State					
Tennessee					
at Georgia					
Vanderbilt					
at West Virginia					
South Carolina					
LSU					
at Tennessee					
Texas A&M					
at Arkansas					
Georgia					
at Auburn					
at Kentucky					
Missouri					

STAT LEADERS

Points	Rebounds	Assists	Steals	Blocks
19-Mann	8-Castleton	4-Mann	5-Mann	1-Four tied
24-Johnson	12-Johnson	6-Mann	2-Appleby/Lewis	2-Castleton/Lewis
19-Johnson	10-Lewis	6-Lewis	4-Appleby	3-Payne
19-Lewis	8-Mann	7-Mann	2-Castleton/Lewis	3-Lewis/Payne
23-Castleton	10-Mann	4-Lewis/Mann	2-Three tied	3-Duruji
21-Castleton	7-Duruji	5-Appleby	2-Lewis/Locke	1-Castleton/Payne
18-Appleby	8-Castleton	6-Mann	3-Mann	2-Lewis

MISC. SCORING

UF/Opp.	Paint	Off T/O	2nd Ch.	Fastbreak	Bench	Notables
vs. Army	30/26	24/7	10/8	14/14	17/19	Appleby scored 15, all in the 2nd half...UF trailed by 12 in the 1st half, but forced 20 turnovers with 12 steals.
vs. Boston College	50/26	12/13	9/4	12/12	20/26	UF led by as many as 31...Johnson shot 10/13 from the field, 2/3 from 3 in his 4th career 20/10 game.
Stetson	34/12	24/12	8/2	10/8	25/13	Florida allowed only 3 1st-half FG...40 points allowed are 2nd-fewest under White (39 vs. UVA, '17 NCAAT).
at Florida State	26/30	14/17	12/8	17/12	15/24	The Gators jumped to an 11-3 lead when Johnson's medical emergency at the first TV timeout paused action.
at Vanderbilt	46/30	20/8	6/8	26/6	22/13	Castleton scored 17 in the 2nd half...Duruji made his first start at UF and scored the Gators' first 5 points.
LSU	34/30	13/15	18/14	7/8	4/4	Castleton scored UF's first 15 points of the 2nd half...5th time in 6 series meetings the margin was 5 or fewer.
at Alabama	28/46	16/19	18/16	7/11	26/36	From a tie at 39 early in the 2nd half, Alabama went on a 20-4 run...Appleby scored 16 of his 18 after half.
Kentucky						
Ole Miss						
at Mississippi State						
Tennessee						
at Georgia						
Vanderbilt						
at West Virginia						
South Carolina						
LSU						
at Tennessee						
Texas A&M						
at Arkansas						
Georgia						
at Auburn						
at Kentucky						
Missouri						
Total	236/173	144/118	81/59	93/71	129/135	
Per game	33.7/24.7	20.6/16.9	11.6/8.4	13.3/10.1	18.42/19.3	

NOTES AND CHARTS

INDIVIDUAL HONORS

Colin Castleton

SEC Player of the Week (1/4/21)

Keyontae Johnson

SEC Preseason Player of the Year (Media)
Preseason All-SEC (Media & Coaches 1st Team)
Naismith Trophy Award List
NABC Player of the Year Watch List
Julius Erving Award Watch List

Scottie Lewis

Preseason All-SEC (Coaches 2nd Team)
Jerry West Award Watch List

A MODEL OF CONSISTENCY

- The Gators are one of 12 major conference teams that has not suffered a losing conference record in any of the past 5 seasons, coinciding with Mike White's tenure on the bench.

Zero Seasons w/Losing Conference Record - Since '15-16

ACC	Duke, Louisville, Virginia
Big East	Creighton, Seton Hall, Villanova
Big Ten	Michigan, Michigan State
Big 12	Kansas
Pac-12	Oregon
SEC	Florida, Kentucky

- Over the course of White's tenure, the Gators' performance on any number of fronts has been among the SEC's elite.

Conference Wins since 2015-16 (SEC Teams)

71	Kentucky
56	Florida
53	Tennessee
52	South Carolina
51	LSU

Avg. Final KenPom Ranking since 2015-16 (SEC Teams)

13.6	Kentucky
23.6	Florida
49.0	Tennessee
51.6	Arkansas
58.4	Mississippi State

GATORS' SCHEDULING UNRIVALED

- The Gators have played the toughest non-conference slate of any power conference team over the course of Mike White's tenure. In four of five previous seasons under White, the Gators have played the SEC's hardest non-conference schedule.
- Florida has played a top-50 non-conference schedule every single season under White. During that same time period, no other SEC team has played a top-100 schedule every season. In fact, 12 SEC teams have played a non-conference slate that ranked outside that season's top 200 at least once.

KenPom Non-Conference SOS | Major Conf. Teams

Season Average, 2015-20

1.	Florida	28.6
2.	North Carolina	39.2
3.	Kansas	46.0
4.	Oklahoma	69.2

KenPom Overall/Non-Conference SOS (SEC Teams)

Season Average, 2015-20 Overall SOS Non-Conf. SOS

1.	Florida	17.8	28.6
2.	Kentucky	24.6	97.8
3.	Alabama	35.0	89.8
4.	Tennessee	35.4	73.0
5.	Georgia	36.0	118.2

YOUNG EXPERIENCE

- Florida has no seniors on this year's team, one of nine such Division I rosters in the nation.

2020-21 SEC RANKINGS

Category	Player	Stat	Rank
Scoring	Mann	14.6	12
Rebounds	Mann	5.6	^
Off. Rebounds	Castleton	2.6	7
Def. Rebounds	Mann	5.0	t8
FG Pct.	Mann	.450	8
3-Pt. FG Pct.	Lewis	.429	*
3-Pt. FG Made	Locke	2.1	7
FT Pct.	Appleby	.900	2
	Lewis	.784	9
Assists	Mann	4.3	5
Steals	Appleby	1.7	9
Blocked Shots	Lewis	1.6	5
	Payne	1.4	8
A/TO Ratio	Mann	1.5	t7
Minutes	Mann	31.3	11

*Does not qualify for SEC rankings; ^Not among SEC leaders

STYLE POINTS

- Under Mike White, the Gators have 15 wins of 20+ points vs. power conference opponents, with nine coming in neutral or road games.
- The Gators have multiple 20-point wins against ACC, Big 12, Big Ten and Pac-12 foes, claiming six of those eight victories outside of Gainesville. Seven 20-point wins have been vs. SEC competition.

20-Point Wins vs. Power Conference Non-SEC Teams (8)

January 28, 2017	at Oklahoma	+32	84-52
March 18, 2017	vs. Virginia	+26	65-39
Nov. 23, 2017	vs. Stanford	+21	108-87
Jan. 27, 2018	Baylor	+21	81-60
Nov. 22, 2018	vs. Stanford	+23	72-49
Dec. 29, 2018	Butler	+34	77-43
Dec. 17, 2019	vs. Providence	+32	83-51
Dec. 3, 2020	vs. Boston College	+20	90-70

KEY TO SUCCESS

- Keyontae Johnson posted a 24-point, 12-rebound game in the win vs. Boston College, just the eighth such performance by a Gator during the Donovan/White years (since 1996).

24 points, 12 rebounds in a Game (since 1996; *neutral site)

Keyontae Johnson	12/3/20 vs. Boston College*	24/12
Kerry Blackshear	1/4/20 vs. Alabama	24/16
Erik Murphy	3/15/13 vs. LSU*	27/12
Marreese Speights	1/2/08 vs. High Point	24/15
Joakim Noah	1/20/07 vs. Ole Miss	24/12
David Lee	12/13/03 at Louisville	24/12
Matt Bonner	1/12/02 at Vanderbilt	28/12
Greg Stolt	12/10/96 vs. USF	33/15

TRACKING FLORIDA RECORDS

20-Point/10-Rebound Double-Doubles

White/Donovan Era (Since 1996)

1.	Udonis Haslem	1998-2002	12
2.	David Lee	2001-05	6
3.	Matt Bonner	1999-2003	5
4.	Keyontae Johnson	2018-present	4
	Kerry Blackshear Jr.	2019-20	4
	Dorian Finney-Smith	2013-16	4
	Marreese Speights	2006-08	4
	Joakim Noah	2004-07	4

2020-21 SEC STANDINGS

	SEC		Overall	
Alabama	3-0	1.000	8-3	.727
Kentucky	2-0	1.000	3-6	.333
South Carolina	1-0	1.000	3-2	.600
FLORIDA	2-1	.667	5-2	.714
LSU	2-1	.667	7-2	.778
Mississippi State	2-1	.667	7-4	.636
Tennessee	2-1	.667	8-1	.889
Ole Miss	1-1	.500	6-3	.667
Arkansas	1-2	.333	9-2	.818
Missouri	1-2	.333	7-2	.778
Texas A&M	1-2	.333	6-3	.667
Georgia	0-2	.000	7-2	.778
Vanderbilt	0-2	.000	4-4	.500
Auburn	0-3	.000	6-5	.545

AP TOP 25

- Gonzaga (63)
- Baylor (1)
- Villanova
- Texas
- Iowa
- Kansas
- Creighton
- Wisconsin
- *Tennessee
- *Michigan
- Houston
- Illinois
- *Missouri
- *West Virginia
- Rutgers
- Minnesota
- Oregon
- Texas Tech
- (t19) Clemson
- (t19) Virginia Tech
- Duke
- Virginia
- (t23) Saint Louis
- (t23) Michigan State
- *Florida State

COACHES TOP 25

- Gonzaga (29)
- Baylor (3)
- Villanova
- Texas
- Creighton
- Kansas
- Iowa
- *Tennessee
- Michigan
- Wisconsin
- Houston
- Illinois
- *Missouri
- Rutgers
- Oregon
- *West Virginia
- Minnesota
- Clemson
- Texas Tech
- Virginia Tech
- Virginia
- *Florida State
- Saint Louis
- Duke
- Louisville

*2020-21 Florida Opponent

FLORIDA IN THE POLLS & RATINGS

Date	AP	Coaches	NET	KenPom	Sagarin	BPI
Preseason	RV	RV	*	24	*	*
Nov. 30	RV	*	*	23	24	16
Dec. 7	RV	25	*	18	22	16
Dec. 14	RV	RV	*	23	27	17
Dec. 21	RV	RV	*	23	24	16
Dec. 28	RV	RV	*	22	26	18
Jan. 4	RV	RV	22	21	19	16

*No new ranking

CHASING UF TOP 10 RANKINGS

Player	Category	Has	Top 10
Noah Locke	3-Point FG Made (Career)	175	192
Noah Locke	3-Point FG Attempts (Career)	432	483

1,000-POINT CLUB WATCH

Player	Prior School	UF	Total	Needs
Tyree Appleby	899	62	961	39
Keyontae Johnson	--	789	789	221

HEAD COACH MIKE WHITE

YEAR-BY-YEAR COACHING RECORD

Year	School	Overall	League	Postseason
2011-12	Louisiana Tech	18-16 .529	6-8 .429	
2012-13	Louisiana Tech	27-7 .794	16-2 .889	NIT 2nd Round (1-1)
2013-14	Louisiana Tech	29-8 .784	13-3 .813	NIT Quarterfinals (2-1)
2014-15	Louisiana Tech	27-9 .750	15-3 .833	NIT Quarterfinals (2-1)
2015-16	Florida	21-15 .583	9-9 .500	NIT Quarterfinals (2-1)
2016-17	Florida	27-9 .750	14-4 .778	NCAA Elite Eight (3-1)
2017-18	Florida	21-13 .618	11-7 .611	NCAA 2nd Round (1-1)
2018-19	Florida	20-16 .556	9-9 .500	NCAA Tournament (1-1)
2019-20	Florida	19-12 .613	11-7 .611	No postseason tournaments held
2020-21	Florida	5-2 .714	2-1 .667	
Overall	9th Year	214-107 .667	106-53 .667	7 postseasons (12-7)
At UF	5th Year	113-67 .628	56-37 .602	4 postseasons (7-4/5-3 NCAA)



WHITE'S WIN-LOSS BREAKDOWN

	2020-21	Florida	Overall
Overall	5-2	113-67	214-107
Home	2-0	55-20	111-25
Away	1-2	29-32	63-61
Neutral	2-0	29-15	40-21
vs. Conference	2-1	56-37	106-53
vs. Conference Home	1-0	32-14	61-18
vs. Conference Away	1-1	24-23	45-35
vs. Non-Conference (Reg. Season)	3-1	48-23	88-40
vs. Non-Conference Home	1-0	23-7	48-8
vs. Non-Conference Away	0-1	3-8	13-22
vs. Non-Conference Neutral	2-0	21-8	27-10
Postseason Play	0-0	10-8	20-15
Conference Tournament	0-0	3-4	8-8
NCAA Tournament	0-0	5-3	5-3
NIT	0-0	2-1	7-4
vs. AP Top 25	0-1	15-29	15-30
vs. AP Top 15	0-0	7-16	6-17
vs. AP Top 10	0-0	4-13	4-14
vs. AP Top 5	0-0	1-6	1-6
vs. AP No. 1	0-0	0-4	0-4
Overtime	0-0	6-3	9-6
November	0-0	26-8	45-15
December	4-1	21-12	41-22
January	1-1	27-17	51-24
February	0-0	25-16	48-22
March	0-0	14-14	29-24
Sunday	1-0	6-6	12-9
Monday	0-0	3-1	10-3
Tuesday	0-1	22-14	30-16
Wednesday	2-0	21-9	30-15
Thursday	1-0	15-0	44-9
Friday	0-0	11-5	18-8
Saturday	1-1	35-32	71-47
Scoring 49 or fewer	0-0	0-1	0-2
Scoring 50-59	0-0	4-18	12-26
Scoring 60-69	0-0	16-25	34-44
Scoring 70-79	1-2	41-19	79-27
Scoring 80-89	2-0	34-2	58-6
Scoring 90-99	2-0	9-1	18-1
Scoring 100+	0-0	9-0	14-0
Allowing 49 or fewer	1-0	9-0	26-0
Allowing 50-59	0-0	27-3	52-3
Allowing 60-69	1-0	47-21	79-27
Allowing 70-79	3-0	23-25	47-46
Allowing 80-89	0-2	4-15	7-26
Allowing 90-99	0-0	2-2	4-4
Allowing 100+	0-0	1-0	1-0

SCHEDULE STRENGTH

In four of five seasons under White, the Gators have played the toughest non-conference schedule of any SEC team. Florida's overall schedule strength has rated among the top six of all power conference teams every season under White, including #1 twice (2015-16, 2016-17) and #3 in 2019-20.

Below is a look at Florida's average schedule strength in KenPom and NCAA RPI/NET rankings over the past five seasons (2015-20).

	KP Overall	KP Non-Con.	NCAA Overall	NCAA Non-Con.
Florida	17.8	28.6	17.8	24.0
Kentucky	32.0	97.8	24.6	37.0
Alabama	34.0	89.8	35.0	54.6
Tennessee	34.8	73.0	35.4	32.2
Georgia	35.0	118.2	36.0	81.2
Vanderbilt	35.6	145.0	38.4	84.4
Texas A&M	41.8	155.2	45.6	56.0
LSU	46.0	153.6	39.8	65.6
South Carolina	47.0	159.2	70.0	125.8
Auburn	48.0	132.8	56.6	66.4
Arkansas	49.2	163.4	60.6	71.2
Missouri	49.2	195.6	74.6	176.6
Ole Miss	55.0	212.4	74.6	173.6
Mississippi St.	62.0	247.6	73.0	148.2

SEC RANKS (2015-PRESENT)

	SEC Ws	Overall Ws	NCAA Ws	KP Avg. Finish ('15-'20)
Kentucky	69	141	9	13.6
Florida	54	111	5	23.6
South Carolina	51	103	4	65.0
Tennessee	51	107	3	49.0
LSU	49	99	2	77.2
Auburn	48	112	5	68.0
Arkansas	46	107	0	51.6
Texas A&M	46	98	4	68.4
Mississippi St.	43	101	0	58.4
Alabama	42	93	1	65.6
Ole Miss	41	90	0	77.8
Georgia	33	87	0	81.0
Vanderbilt	30	71	0	81.6
Missouri	27	71	0	111.0

WINS VS. RANKED TEAMS (15)

Jan. 30, 2016	#9 West Virginia	W	88-71
Feb. 4, 2017	#8 Kentucky	W	88-66
March 18, 2017	vs. #24 Virginia (at Orlando, NCAA Tournament)	W	65-39
March 24, 2017	vs. #25 Wisconsin (at NYC, NCAA Tournament)	W/OT	84-83
Nov. 24, 2017	vs. #17 Gonzaga (at Portland)	W/2OT	111-105
Dec. 9, 2017	vs. #17 Cincinnati (at Newark)	W	66-60
Jan. 2, 2018	at #11 Texas A&M	W	83-66
Jan. 20, 2018	at #18 Kentucky	W	66-64
Feb. 24, 2018	#12 Auburn	W	72-66
March 3, 2018	#23 Kentucky	W	80-67
Feb. 20, 2019	at #13 LSU	W/OT	82-77
March 15, 2019	vs. #9 LSU (at Nashville, SEC Tournament)	W	76-73
March 21, 2019	vs. #20 Nevada (at Des Moines, NCAA Tournament)	W	70-61
Nov. 25, 2019	vs. #18 Xavier (at Charleston)	W	70-65
Jan. 18, 2020	vs. #4 Auburn	W	69-47

THE LAST TIME...

INDIVIDUAL PERFORMANCES

20 Points: 21, Colin Castleton, vs. LSU, 1/2/21
25 Points: 25, Keyontae Johnson, vs. LSU, 2/26/20
30 Points: 33, Jalen Hudson, vs. LSU, 3/6/19
35 Points: 35, Jalen Hudson, vs. Gonzaga (at Portland), 11/24/17
40 Points: 40, Eugene McDowell, vs. Biscayne, 12/21/82
50 Points: 54, Tony Miller, vs. Chicago State, 2/29/72

10 Rebounds: 10, Tre Mann, at Vanderbilt, 12/30/20
12 Rebounds: 12, Keyontae Johnson, vs. Boston College, 12/3/20 (at Mohegan Sun)
15 Rebounds: 16, Kerry Blackshear Jr, vs. Auburn 1/18/20
20 Rebounds: 20, Andrew DeClercq, vs. Kentucky, 1/18/94
25 Rebounds: 25, Neal Walk, vs. Georgia, 3/1/69
30 Rebounds: 31, Neal Walk, vs. Alabama, 1/27/68
5 Offensive Rebounds: 6, Anthony Duruji, vs. LSU, 1/2/21
10 Rebounds in a Half: 11, Kerry Blackshear Jr, 1st half vs. Auburn, 1/18/20

10 Assists: 10, Andrew Nembhard, at LSU, 1/21/20
12 Assists: 13, Andrew Nembhard, vs. Long Beach State, 12/28/19
15 Assists: 17, Jason Williams, vs. Duquesne, 12/3/97

Made 8 Field Goals: 11-for-13, Colin Castleton, at Vanderbilt, 12/30/20
Made 10 Field Goals: 11-for-13, Colin Castleton, at Vanderbilt, 12/30/20
Made 12 Field Goals: 12-for-15, John Egbunu, vs. Kentucky, 3/1/16

Attempted 15 Field Goals: 11-for-15, Keyontae Johnson, vs. LSU, 2/26/20
Attempted 20 Field Goals: 11-for-20, Jalen Hudson, vs. LSU, 3/6/19
Attempted 25 Field Goals: 9-for-26, Anthony Roberson, vs. Tennessee, 1/19/05

Made 5 3-Pointers: 5-6, Noah Locke, vs. Stetson, 12/6/20
Made 6 3-Pointers: 6-for-8, Noah Locke, vs. Vanderbilt, 2/15/20
Made 7 3-Pointers: 8-for-10, KeVaughn Allen; 7-for-13, Noah Locke; vs. Texas A&M, 1/22/19
Made 8 3-Pointers: 8-for-10, KeVaughn Allen, vs. Texas A&M, 1/22/19
Made 9+ 3-Pointers: 11-for-18, Michael Frazier II, at South Carolina, 3/4/14

Back-to-Back Games, 5+ 3FGM: Noah Locke, 5-for-10 at Texas A&M, 2/12/20; 6-for-8 vs. Vanderbilt, 2/15/20
Shot 100% from 3 (min. 5 att.): 5-for-5, Egor Koulechov, vs. Stanford (at Portland), 11/23/17

Attempted 10 3-Pointers: 5-for-10, Noah Locke, at Texas A&M, 2/12/20
Attempted 12 3-Pointers: 7-for-13, Noah Locke, vs. Texas A&M, 1/22/19
Attempted 15 3-Pointers: 5-for-15, Noah Locke, vs. South Carolina, 1/5/19

Made 10 Free Throws: 15-for-17, Keyontae Johnson, vs. Arkansas, 2/18/20
Made 12 Free Throws: 15-for-17, Keyontae Johnson, vs. Arkansas, 2/18/20
Made 15 Free Throws: 15-for-17, Keyontae Johnson, vs. Arkansas, 2/18/20

Attempted 10 Free Throws: 8-for-10, Scottie Lewis, vs. Kentucky, 3/7/20
Attempted 15 Free Throws: 15-for-17, Keyontae Johnson, vs. Arkansas, 2/18/20
Attempted 20 Free Throws: 19-for-22, Joakim Noah, vs. Georgia, 3/1/06

4 Blocks: 5, Kevarius Hayes, at TCU, 1/26/19
5 Blocks: 5, Kevarius Hayes, at TCU, 1/26/19
6 Blocks: 6, Patric Young, vs. Savannah State, 11/20/12
7 Blocks: 7, Al Horford, vs. Ole Miss, 2/16/05

5 Steals: 5, Tre Mann, vs. Army, 12/2/20 (at Mohegan Sun)
6 Steals: 6, Kevarius Hayes, vs. Virginia, 3/16/17 (NCAA Tournament)
7 Steals: 7, Dan Werner, vs. Georgia, 2/9/08

4-Point Play: Noah Locke, vs. Utah State (at Orange Bowl), 12/21/19
2 4-Point Plays: Canyon Barry, vs. Georgia, 1/14/17

Double-Double with Points/Rebounds: Scottie Lewis, vs. Stetson, 12/6/20, 10p/10r
Double-Double with Points/Assists: Andrew Nembhard, at LSU, 1/21/20, 15p/10a
Triple-Double: Chris Chiozza, vs. Missouri, 2/2/17, 12p/12r/10a
2 Straight Points/Rebounds Double-Doubles: Keyontae Johnson, at Ole Miss, 2/8/20, 16p/10r; at Texas A&M, 2/12/20, 10p/10r
2 Straight Points/Assists Double-Doubles: Chris Chiozza, vs. Stanford (at Portland), 11/23/17, 14p/11a; vs. Gonzaga (at Portland), 11/24/17, 26p/10a
3 Straight Double-Doubles: Kerry Blackshear Jr. vs. North Florida, 11/6/19, 20p/10r; vs. Florida State, 11/10/19, 10p/13r; vs. Towson 13p/13r, 11/14/19
4 Straight Double-Doubles: David Lee, vs. Vanderbilt, 2/23/05, 13p/14r; at South Carolina, 2/27/05, 13p/14r; at Georgia, 3/2/05, 17p/13r; vs. Kentucky, 3/6/05, 11p/10r
5+ Points, Rebounds, Assists, Steals: Kasey Hill, vs. Ole Miss, 1/3/17, 8p/5r/5a/6s

20 Points & 10 Assists: Chris Chiozza, vs. Gonzaga (at Portland), 11/24/17, 26 points/10 assists
20 Points & 10 Rebounds: Keyontae Johnson, vs. BC, 12/3/20 (at Mohegan Sun), 24 points/12 rebounds
20 Points & 15 Rebounds: Kerry Blackshear Jr. vs. Alabama, 1/4/20, 24 points/16 rebounds
25 Points & 10 Rebounds: Keyontae Johnson, vs. LSU, 2/26/20, 25 points/11 rebounds
25 Points & 15 Rebounds: Greg Stolt, vs. USF, 12/10/96, 33 points/15 rebounds
30 Points & 10 Rebounds: Joakim Noah, vs. Georgia, 3/1/06, 37 points/11 rebounds
30 Points & 15 Rebounds: Greg Stolt, vs. USF, 12/10/96, 33 points/15 rebounds

TEAM PERFORMANCES

85/90 points: 91, at Vanderbilt, 12/30/20
95/100 Points: 104, vs. Alabama, 1/4/20
105/110 Points: 111, vs. Gonzaga (at Portland), 11/24/17
115 Points: 116, vs. Gardner-Webb, 11/13/17
120 Points: 125, vs. FAMU, 12/10/00
130 Points: 131, vs. New Hampshire, 11/29/99

50 Rebounds: 52, vs. Alabama, 1/4/20
55 Rebounds: 56, vs. Missouri, 2/2/17
60 Rebounds: 62, vs. Jackson State (NCAA Tournament), 3/16/07
20 Offensive Rebounds: 20, vs. Mercer (at Jacksonville), 11/13/16
25 Offensive Rebounds: 27, vs. Bethune-Cookman, 12/11/99

Made 35 Field Goals: 35-for-62, vs. Boston College, 12/3/20 (at Mohegan Sun)
Made 40 Field Goals: 42-for-79, vs. North Florida, 11/16/17
Made 45 Field Goals: 46-for-81, vs. New Hampshire, 11/29/99

Attempted 65 Field Goals: 27-for-68 vs. Alabama, 1/5/21
Attempted 70 Field Goals: 33-for-76 vs. Alabama, 1/4/20
Attempted 75 Field Goals: 33-for-76 vs. Alabama, 1/4/20
Attempted 80 Field Goals: 39-for-83, vs. FAU, 11/27/00

Made 10 3-Pointers: 10-for-20 vs. Vanderbilt, 2/15/20
Made 12 3-Pointers: 12-for-27 at Texas A&M, 2/12/20
Made 15 3-Pointers: 18-for-37 vs. Texas A&M, 1/22/19
Made 18 3-Pointers: 18-for-37 vs. Texas A&M, 1/22/19

Attempted 30 3-Pointers: 12-for-30, vs. Long Beach State 12/28/19
Attempted 35 3-Pointers: 18-for-37 vs. Texas A&M, 1/22/19

Made 25 Free Throws: 25-for-32, at Missouri, 1/11/20
Made 30 Free Throws: 30-for-36, vs. Alabama, 1/4/20
Made 35 Free Throws: 37-for-42, at Auburn, 2/14/17
Made 40 Free Throws: 40-for-50, vs. Morehead State, 12/22/98

Attempted 35 Free Throws: 24-for-36, vs. Army, 12/2/20
Attempted 40 Free Throws: 28-for-46, vs. West Virginia (at New York City), 12/4/18
Attempted 45 Free Throws: 28-for-46, vs. West Virginia (at New York City), 12/4/18
Attempted 50 Free Throws: 40-for-50, vs. Morehead State, 12/22/98

20 Assists: 26, vs. North Florida, 11/27/18
25 Assists: 26, vs. North Florida, 11/27/18
30 Assists: 32, vs. Northeastern, 12/22/03

10 Steals: 12, vs. Army, 12/2/20 (at Mohegan Sun)
15 Steals: 15, vs. Stanford, 11/22/18 (at Bahamas)
20 Steals: 22, vs. VMI, 12/28/99
25 Steals: 25, vs. Morehead State, 12/22/98

Forced 20 Turnovers: 23, vs. Stetson, 12/6/20
Forced 25 Turnovers: 25, vs. Toledo, 11/14/08
Forced 30 Turnovers: 30, vs. Georgia, 2/5/00
Forced 35 Turnovers: 35, vs. Florida A&M, 12/4/99

8 Blocks: 9, at Vanderbilt, 12/30/20
9 Blocks: 9, at Vanderbilt, 12/30/20
10 Blocks: 10, vs. Saint Joseph's (at Charleston), 11/21/19
11 Blocks: 11, vs. Miami (at Orlando), 11/27/16
12 Blocks: 12, vs. FAMU, 12/17/06

Had 5 Players with 10 Points: at Vanderbilt, 12/30/20; Colin Castleton (23), Scottie Lewis (16), Tyree Appleby (13), Anthony Duruji (11), Noah Locke (10)

Had 6 Players with 10 Points: vs. Long Beach State, 12/28/19; Keyontae Johnson (21), Kerry Blackshear Jr. (21), Noah Locke (16), Omar Payne (11), Ques Glover (11), Tre Mann (10)

Had 7 Players with 10 Points: at Auburn, 2/14/17; Canyon Barry (30), KeVaughn Allen (17), Devin Robinson (14), Chris Chiozza (11), Kasey Hill (11), John Egbunu (10), Justin Leon (10)

Had 8 Players with 10 Points: vs. North Carolina A&T, 11/18/10; Kenny Boynton (16), Chandler Parsons (16), Casey Prather (12), Erik Murphy (11), Erving Walker (11), Scottie Wilbekin (11), Patric Young (11), Vernon Macklin (10)

Had 2 Players with 20 Points: at Texas A&M, 2/12/20; Andrew Nembhard (24), Noah Locke (21)
Had 3 Players with 20 Points: vs. Gonzaga (at Portland), 11/24/17; Jalen Hudson (35), Chris Chiozza (26), KeVaughn Allen (23)

Had 2 Players with 25 Points: vs. Texas A&M, 1/22/19; KeVaughn Allen (31), Noah Locke (27)
Had 2 Players with 30 Points: vs. Georgia, 3/3/62; Cliff Luyk (36), Tom Barbee (32)

Had 7 Players Make a 3-Pointer: 7, at Georgia, 1/19/19
Had 8/9 Players Make a 3-Pointer: 9, vs. North Florida, 11/27/18 (*tied for NCAA record*)
Had 2 Players Make 5+ 3-Pointers: vs. Texas A&M, 1/22/19; KeVaughn Allen (8), Noah Locke (7)

Had 2 Players with 10 Rebounds: vs. Auburn 1/18/20; Kerry Blackshear Jr. (16), Omar Payne (11)
Had 3 Players with 10 Rebounds: vs. vs. Alabama, 1/4/20; Kerry Blackshear Jr. (16), Keyontae Johnson (12), Scottie Lewis (10)

Had 2 Players with a Double-Double: vs. Auburn 1/18/20; Kerry Blackshear Jr. (11 points, 16 rebounds), Omar Payne (19 points, 11 rebounds)
Had 3 Players with a Double-Double: vs. Alabama, 1/4/20; Kerry Blackshear Jr. (24 points, 16 rebounds), Scottie Lewis (15 points, 10 rebounds), Keyontae Johnson (10 points, 12 rebounds)

Had 2 Players Foul Out: 2, at Ole Miss, 1/13/18; Jalen Hudson, Keith Stone
Had 3 Players Foul Out: 3, vs. Seton Hall (at Orlando), 11/24/16; Chris Chiozza, Kasey Hill, Devin Robinson

Overcame a 10-Point Deficit: vs. Army, 12/2/20; Trained 27-15 at 9:21 in the 1st half & won, 76-69
Overcame a 20-Point Deficit: vs. Georgia, 2/5/20; Trained 52-30 at 16:43 in 2nd half & won, 81-75

Made a Buzzer-Beater/Game-Winner: vs. LSU (SEC Tournament), 3/15/19, Andrew Nembhard 3-pointer with 1.2 seconds remaining to win, 76-73

Lost on a Game-Winner: 1/15/19, at Mississippi State, Quindary Weatherspoon layup and free throw with :03.6 left to defeat UF, 71-68


2020-21 FLORIDA GATORS



#0 QUES GLOVER
G | So. | 5-11 | 182 | Knoxville, Tenn.



#1 TRE MANN
G | So. | 6-5 | 190 | Gainesville, Fla.



#2 SAMSON RUZHENTZEV
F | Fr. | 6-7 | 192 | Moscow, Russia



#3 ALEX KLATSKY
G | Fr. | 6-4 | 185 | Colts Neck, N.J.



#4 ANTHONY DURUJI
F | Jr. | 6-7 | 220 | Germantown, Md.




#5 OMAR PAYNE
F | So. | 6-10 | 230 | Kissimmee, Fla.



#10 NOAH LOCKE
G | Jr. | 6-3 | 203 | Baltimore, Md.



#11 KEYONTAE JOHNSON
F | Jr. | 6-5 | 229 | Norfolk, Va.



#12 COLIN CASTLETON
F | Jr. | 6-11 | 231 | Deland, Fla.



#15 OSAYI OSIFO
F | Jr. | 6-7 | 225 | Bedworth Park, South Africa



#20 JACK MAY
G | Fr. | 6-4 | 175 | Boca Raton, Fla.



#22 TYREE APPLEBY
G | Jr. | 6-1 | 170 | Jacksonville, Ark.



#23 SCOTTIE LEWIS
G | So. | 6-5 | 189 | Hazlet, N.J.



#33 JASON JITBOH
C | So. | 6-11 | 285 | Abuja, Nigeria



#44 NIELS LANE
G | Fr. | 6-5 | 206 | Freehold, N.J.



MIKE WHITE
Head Coach



AL PINKINS
Associate Head Coach



JORDAN MINCY
Assistant Coach



DARRIS NICHOLS
Assistant Coach

ROSTER

NUMERICAL ROSTER

0	Ques Glover	G	5-11	182	So.	1L	Knoxville, Tenn./Bearden
1	Tre Mann	G	6-5	190	So.	1L	Gainesville, Fla./The Villages
2	Samson Ruzhentsev	F	6-7	192	Fr.	HS	Moscow, Russia/Hamilton Heights (Tenn.)
3	Alex Klatsky	G	6-4	185	Fr.	SQ	Colts Neck, N.J./Ranney School
4	Anthony Duruji	F	6-7	220	Jr.	SQ	Germantown, Md./Louisiana Tech
5	Omar Payne	F	6-10	230	So.	1L	Kissimmee, Fla./Montverde Academy
10	Noah Locke	G	6-3	203	Jr.	2L	Baltimore, Md./McDonogh School
11	Keyontae Johnson	F	6-5	229	Jr.	2L	Norfolk, Va./Oak Hill Academy
12	Colin Castleton	F	6-11	231	Jr.	TR	Deland, Fla./Michigan
15	Osayi Osifo	F	6-7	225	Jr.	TR	Bedworth Park, South Africa/Eastern Florida State College
20	Jack May	G	6-4	175	Fr.	HS	Boca Raton, Fla./Saint Andrew's School
22	Tyree Appleby	G	6-1	170	Jr.	SQ	Jacksonville, Ark./Cleveland State
23	Scottie Lewis	G	6-5	189	So.	1L	Hazlet, N.J./Ranney School
33	Jason Jitoboh	C	6-11	285	So.	1L	Abuja, Nigeria/Hamilton Heights (Tenn.)
44	Niels Lane	G	6-5	206	Fr.	HS	Freehold, N.J./Roselle Catholic

ALPHABETICAL ROSTER

22	Tyree Appleby	G	6-1	170	Jr.	SQ	Jacksonville, Ark./Cleveland State
12	Colin Castleton	F	6-11	231	Jr.	TR	Deland, Fla./Michigan
4	Anthony Duruji	F	6-7	220	Jr.	SQ	Germantown, Md./Louisiana Tech
0	Ques Glover	G	5-11	182	So.	1L	Knoxville, Tenn./Bearden
33	Jason Jitoboh	C	6-11	285	So.	1L	Abuja, Nigeria/Hamilton Heights (Tenn.)
11	Keyontae Johnson	F	6-5	229	Jr.	2L	Norfolk, Va./Oak Hill Academy
3	Alex Klatsky	G	6-4	185	Fr.	SQ	Colts Neck, N.J./Ranney School
44	Niels Lane	G	6-5	206	Fr.	HS	Freehold, N.J./Roselle Catholic
23	Scottie Lewis	G	6-5	189	So.	1L	Hazlet, N.J./Ranney School
10	Noah Locke	G	6-3	203	Jr.	2L	Baltimore, Md./McDonogh School
1	Tre Mann	G	6-5	190	So.	1L	Gainesville, Fla./The Villages
20	Jack May	G	6-4	175	Fr.	HS	Boca Raton, Fla./Saint Andrew's School
15	Osayi Osifo	F	6-7	225	Jr.	TR	Bedworth Park, South Africa/Eastern Florida State College
5	Omar Payne	F	6-10	230	So.	1L	Kissimmee, Fla./Montverde Academy
2	Samson Ruzhentsev	F	6-7	192	Fr.	HS	Moscow, Russia/Hamilton Heights (Tenn.)

Head Coach: Mike White (Ole Miss '00)

Associate Head Coach: Al Pinkins (N.C. State, '98)

Assistant Coaches: Jordan Mincy (Kent State '09), Darris Nichols (West Virginia '08)

Head Athletic Trainer/Associate AD, Sports Health: Dave Werner

Director of Strength & Conditioning: Preston Greene

Director of Basketball Operations: Jonathan Blake

Special Assistant to the Head Coach: Bryce Douglas

Academic Advisor: Tom Williams

2021 SIGNING CLASS

- **Kowacie Reeves:** G | 6-5 | 170 | Macon, Ga. | Westside...Four-star prospect... a consensus four-star prospect and ranks No. 31 in the Rivals150 for the 2021 recruiting class...The rangy guard brings top-notch shooting, a high motor, length and athleticism that all fits head coach Mike White's preferred up-tempo style.

PRONUNCIATION GUIDE

Anthony Duruji	duh-ROO-jee
Ques Glover	KWEZ
Jason Jitoboh	jih-TOE-bo
Niels Lane	NILES
Osayi Osifo	oh-SIGH oh-SEE-foe
Samson Ruzhentsev	roo-ZHENT-sev

FLORIDA GATORS.COM

MEDIA INFORMATION

The University of Florida appreciates the media coverage from all local, regional and national outlets. The Communications Office believes in developing mutually beneficial relationships with the media and we emphasize a positive and professional working environment with all entities. The ultimate goal of the Communications Office is to provide accurate and timely information about our athletic teams and to ensure that we assist the media to the best of our abilities while they cover our program.

MEDIA COVERAGE

CREDENTIALS: Requests for credentials will be taken online and reviewed by Florida communications. All requests for the 2020-21 season will be on a game-by-game basis, and a health screening questionnaire must be completed as part of the process.

To access the credential request form, please visit www.sportssystem.com/floridahoops. Once you have submitted your credential request, you will receive an automated email from the Communications Department acknowledging your request was received and is being reviewed. Once a decision is made on your request, you will receive an email with further information.

CREDENTIAL PICK-UP: All media admittance will be via a will-call list at the loading dock entrance below Gate 3 for the 2020-21 season.

INTERNET CREDENTIALS: Only official websites of each participating institution, along with networks holding contractual broadcast rights to a game and websites affiliated with a national publication or news outlet, will be issued credentials.

PLAYER/STAFF INTERVIEWS: All interview requests for players or coaching staff should be coordinated through Denver Parler at least 24 hours in advance. Interviews will be arranged before or after practice according to class and meeting schedules during the preseason and once the season begins, players will typically be available at least once a week plus game days. Please contact Parler for player availability during the season.

The Communications Office will not give out home or cell phone numbers for any players, and players may not be contacted directly by phone, text, email or social media. Members of the media are not permitted in team areas. Team locker room, training room and strength complex are considered private work areas. These areas, as well as players' housing (on-campus and off-campus), are off-limits to media representatives.

PRESS CONFERENCES: All media opportunities and press conferences will take place via Zoom until further notice.

VIDEO: Media outlets are limited to a total of three minutes of video per day to be posted on their websites or shown on a news broadcast. This applies to outlets that are primarily websites, as well as to TV station, newspaper or magazine websites.

MEDIA ROOM/INTERVIEW AREA: The media work room and press conference room will be closed for the 2020-21 season. Media should work from their assigned seats in the press seating area at all times.

FLORIDA LOCKER ROOM: The Gators locker room is closed to the media with the exception of the SEC and NCAA Tournaments (pending health and safety decisions for 2021). Coach White and up to two Florida players will be available to the media following games via Zoom. Florida will coordinate with visiting SIDs to make their Zoom link available to media members, as well.

VISITOR LOCKER ROOM: Interview policies and procedures will be determined by visiting Sports Information Directors and coaches.

ELITE 8 TRIPS

Since 2000	
Kansas	10
Kentucky	9
Michigan State	9
North Carolina	9
FLORIDA	8
Duke	7
Arizona	6
Louisville	6
UConn	6
Oklahoma	4
Oregon	4
Syracuse	4
Villanova	4
Wisconsin	4
Gonzaga	3
Memphis	3
Michigan	3
Ohio State	3
Texas	3
UCLA	3
Xavier	3
Baylor	2
Butler	2
Illinois	2
Kansas State	2
Marquette	2
Maryland	2
Missouri	2
Notre Dame	2
Oklahoma State	2
Purdue	2
Texas Tech	2
Virginia	2
West Virginia	2
Alabama	1
Auburn	1
Davidson	1
Dayton	1
Florida State	1
George Mason	1
Georgetown	1
Georgia Tech	1
Indiana	1
Iowa State	1
Kent State	1
Loyola Chicago	1
LSU	1
Pittsburgh	1
Saint Joseph's	1
South Carolina	1
Stanford	1
Temple	1
Tennessee	1
Tulsa	1
USC	1
VCU	1
Wichita State	1

UNIVERSITY FACTS

Location: Gainesville, Fla.
Founded: 1853
Enrollment: 57,806
Conference: Southeastern (SEC)
Nickname: Gators
UF President: Dr. W. Kent Fuchs
Athletic Director: Scott Stricklin
Mascots: Albert and Alberta
Colors: Orange (PMS 172) and Blue (PMS 287)
Website: FloridaGators.com
Facebook: facebook.com/GatorsMBK
Twitter: @GatorsMBK, @MikeWhiteUF
Instagram: @gatorsmbk
Faculty Rep: Dr. Michaelugas

COACHING STAFF FACTS

Head Coach: Mike White (Ole Miss '00)
UF Record: 113-67/5th season
Overall Record: 214-107/9th season
Associate Head Coach: Al Pinkins (N.C. State '98)
Assistant Coaches: Jordan Mincy (Kent State '09), Darris Nichols (West Virginia '08)
Athletic Trainer: David "Duke" Werner
Strength & Conditioning Coordinator: Preston Greene
Director of Basketball Operations: Jonathan Blake
Director of Scouting: Bryce Douglas
Executive Assistant: Tracy Pfaff
Program Coordinator: Mike Robuck
Academic Advisor: Tom Williams

PROGRAM FACTS

Arena: Exactech Arena at the Stephen C. O'Connell Center
Capacity: 10,151
Season: 102nd
Overall Record: 1,459-1,127
SEC Record: 654-660
NCAA Tournaments: 20 (1989, '94, '95, '99, 2000, '01, '02, '03, '04, '05, '06, '07, '10, '11, '12, '13, '14, '17, '18, '19)
Final Fours: 5 (1994, 2000, '06, '07, '14)
National Championships: 2 (2006, '07)
NIT Appearances: 10 (1969, '84, '85, '86, '92, '93, '98, 2008, '09, '16)
SEC Tournament Championships: 4 (2005, '06, '07, '14)
SEC Championships: 7 (1989, 2000, '01, '07, '11, '13, '14)
All-Americans: 25
All-SEC: 111
SEC Academic Honor Roll: 128
NBA Draftees: 35
2019-20 Record: 19-12
2019-20 Conference Record: 11-7 (t-4th)
Lettermen Returning/Lost: 7/5
Starters Returning/Lost: 3/2

COMMUNICATIONS CONTACT

Denver Parler | denverp@gators.ufl.edu
352-692-6195 (o) | 352-318-3493 (c)
Fax: 352-375-4809

#0 QUES GLOVER

SOPHOMORE | G | 5-11 | 182 | KNOXVILLE, TENN. | BEARDEN

OVERVIEW

- Appeared in all 31 games as a reserve point guard during his freshman season, tallying four double-figure scoring games and averaging 4.4 points per game.
- Broke out in the 2019 Charleston Classic, scoring 11 points in the semifinals vs. Miami and nine points in the final vs. #18 Xavier. Glover followed that up with a team-leading and season-high 14 points in the win vs. Marshall.
- Speedy point guard with great bounce and outstanding range.
- Brings toughness and winning experience to the Gators' backcourt.

2020-21 HIGHLIGHTS

- Part of a deep backcourt, and Glover's speed will be a tremendous asset as the Gators look to shift to a more up-tempo style.



CAREER STATS

Season	gp-gs	min/avg	Total		3-Point		F-Throws		Rebounds				Scoring							
			fg-fga	pct	fg-fga	pct	ft-fa	pct	off	def	tot	avg	pf	fo	ast	to	blk	stl	pts	avg
2019-20	31-0	383/12.4	54-125	.432	11-45	.244	17-32	.531	6	24	30	1.0	30	0	19	40	2	5	136	4.4
2020-21	6-0	44/7.3	5-15	.333	1-5	.200	2-2	1.000	1	5	6	1.0	7	0	4	5	0	2	13	2.2
TOTAL	37-0	427/11.5	59-140	.421	12-50	.240	19-34	.559	7	29	36	1.0	37	0	23	45	2	7	149	4.0

GAME-BY-GAME STATS

Opponent	Date	gs	min	Total		3-Pointers		Free throws		Rebounds				pf	a	t/o	blk	stl	pts	avg
				fg-fga	pct	3fg-fga	pct	ft-fa	pct	off	def	tot	avg							
vs Army West Point	12/02/20	3	0-1	.000	0-1	.000	0-0	.000	0	0	0	0.0	0	0	0	0	0	0	0	0.0
vs Boston College	12/03/20	3	0-0	.000	0-0	.000	0-0	.000	0	0	0	0.0	0	0	0	0	0	0	0	0.0
STETSON	12/06/20	14	1-4	.250	1-2	.500	2-2	1.000	0	1	1	0.3	3	2	0	0	0	5	1.7	
at Florida St.	12/12/20	13	2-4	.500	0-0	.000	0-0	.000	0	2	2	0.8	1	1	2	0	0	4	2.3	
at Vanderbilt	12/30/20	4	2-3	.667	0-1	.000	0-0	.000	0	1	1	0.8	2	0	2	0	2	4	2.6	
at Alabama	01/05/21	7	0-3	.000	0-1	.000	0-0	.000	1	1	2	1.0	1	1	1	0	0	0	2.2	
Totals		0	44	5-15	.333	1-5	.200	2-2	1.000	1	5	6	1.0	7	4	5	0	2	13	2.2

Games played: 6
 Minutes/game: 7.3
 Points/game: 2.2
 FG Pct: 33.3
 3FG Pct: 20.0
 FT Pct: 100.0

Rebounds/game: 1.0
 Assists/game: 0.7
 Turnovers/game: 0.8
 Assist/turnover ratio: 0.8
 Steals/game: 0.3

GAME HIGHS

Points	5, vs. Stetson (12/6/20)
Career	14, vs. Marshall (11/29/19)
Rebounds	2, 2x, last at Alabama (1/5/21)
Career	4, vs. LBSU (12/28/19)
Field Goals	2, 2x, at Vanderbilt (12/30/20)
Career	5, 3x, last vs. LBSU (12/28/19)
Field Goal Attempts	4, 2x, last at Florida St. (12/12/20)
Career	11, vs. LBSU (12/28/19)
3-Point Field Goals	1, vs. Stetson (12/6/20)
Career	2, vs. Providence (12/17/19)
3-Point FG Attempts	2, vs. Stetson (12/6/20)
Career	5, vs. Providence (12/17/19)
Free Throws	2, vs. Stetson (12/6/20)
Career	4, vs. Marshall (11/29/19)
Free Throw Attempts	2, vs. Stetson (12/6/20)
Career	7, vs. Marshall (11/29/19)
Assists	2, vs. Stetson (12/6/20)
Career	3, vs. Vanderbilt (2/15/20)
Steals	2, at Vanderbilt (12/30/20)
Career	2, 2x, last at Vanderbilt (12/30/20)
Blocked Shots	---
Career	1, 2x, last vs. Vanderbilt (2/15/20)
Minutes Played	14, vs. Stetson (12/6/20)
Career	24, 2x, last vs. LBSU (12/28/19)

GLOVER VS. KENTUCKY (4.0 PPG, 1.0 3FG)

Opponent	Date	GS	Min	FG	FGA	Pct	3FG	FGA	Pct	FT	FTA	Pct	Off	Def	Tot	PF	FO	A	TO	Blk	Stl	Pts
at Kentucky	02/22/20		15	1	2	.500	1	2	.500	0	2	.000	0	1	1	0	0	0	0	0	0	3
KENTUCKY	03/07/20		5	2	2	1.000	1	1	1.000	0	0	.000	0	0	0	0	0	0	1	0	0	5
Totals	2 Games	0	20	3	4	.750	2	3	.667	0	2	.000	0	1	1	0	0	0	1	0	0	8

#1 TRE MANN

FRESHMAN | G | 6-5 | 190 | GAINESVILLE, FLA. | THE VILLAGES



OVERVIEW

- Averaged 5.3 points and 1.9 rebounds in 29 appearances with four starts his freshman season.
- Started his Florida debut, the third Gator in five seasons under Mike White to do so (KeVaughn Allen, Andrew Nembhard).
- Had a major hand in Florida's 22-point comeback vs. Georgia, scoring all 11 of his points in the second half.
- Combo guard with range and the ability to facilitate.

2020-21 HIGHLIGHTS

- Opened the season with a career-best 19-point, five-steal outing vs. Army. He's the first Gator with at least 19 points and five steals in a game since Michael Frazier (2/3/15 at Vanderbilt).
- Had another 19-point performance in the win vs. LSU, including three 3-pointers.
- Grew another inch to 6-foot-5 and added 18 pounds of muscle over the offseason.

CAREER STATS

Season	gp-gs	min/avg	Total		3-Point		F-Throws		Rebounds				Scoring							
			fg-fga	pct	fg-fga	pct	ft-fa	pct	off	def	tot	avg	pf	fo	ast	to	blk	stl	pts	avg
2019-20	29-4	516/17.8	57-160	.356	22-80	.275	19-29	.655	8	47	55	1.9	53	0	20	32	2	17	155	5.3
2020-21	7-7	220/31.4	36-80	.450	13-29	.448	17-22	.773	4	35	39	5.6	22	0	30	20	0	10	102	14.6
TOTAL	36-11	736/20.4	93-240	.388	35-109	.321	36-51	.706	12	82	94	2.6	75	0	50	52	2	27	257	7.1

GAME-BY-GAME STATS

Opponent	Date	gs	min	Total		3-Pointers		Free throws		Rebounds				pf	a	t/o	blk	stl	pts	avg	
				fg-fga	pct	3fg-fga	pct	ft-fa	pct	off	def	tot	avg								
vs Army West Point	12/02/20	*	33	6-13	.462	1-2	.500	6-8	.750	1	5	6	6.0	2	4	4	0	5	19	19.0	
vs Boston College	12/03/20	*	29	6-9	.667	2-2	1.000	3-3	1.000	0	2	2	4.0	4	6	1	0	0	17	18.0	
STETSON	12/06/20	*	26	3-8	.375	2-4	.500	2-2	1.000	0	2	2	3.3	2	2	0	0	10	15.3		
at Florida St.	12/12/20	*	29	7-17	.412	2-7	.286	1-1	1.000	0	8	8	4.5	4	7	3	0	1	17	15.8	
at Vanderbilt	12/30/20	*	33	3-10	.300	1-4	.250	2-4	.500	1	9	10	5.6	4	4	6	0	0	9	14.4	
LSU	01/02/21	*	35	7-12	.583	3-6	.500	2-2	1.000	0	5	5	5.5	4	1	2	0	1	19	15.2	
at Alabama	01/05/21	*	35	4-11	.364	2-4	.500	1-2	.500	2	4	6	5.6	2	6	2	0	3	11	14.6	
Totals			7	220	36-80	.450	13-29	.448	17-22	.773	4	35	39	5.6	22	30	20	0	10	102	14.6

Games played: 7
 Minutes/game: 31.4
 Points/game: 14.6
 FG Pct: 45.0
 3FG Pct: 44.8
 FT Pct: 77.3

Rebounds/game: 5.6
 Assists/game: 4.3
 Turnovers/game: 2.9
 Assist/turnover ratio: 1.5
 Steals/game: 1.4

GAME HIGHS

Points	2020-21/Career	19, 2x, last vs. LSU (1/2/21)
Rebounds	2020-21/Career	10, at Vanderbilt (12/30/20)
Field Goals	2020-21/Career	7, 2x, last vs. LSU (1/2/21)
Field Goal Attempts	2020-21/Career	17, at Florida State (12/12/20)
3-Point Field Goals	2020-21	3, vs. LSU (1/2/21)
Career		3, 3x, last vs. LSU (1/2/21)
3-Point FG Attempts	2020-21	7, at Florida State (12/12/20)
Career		7, 2x, last at Florida St. (12/12/20)
Free Throws	2020-21/Career	6, vs. Army (12/2/20)
Free Throw Attempts	2020-21/Career	8, vs. Army (12/2/20)
Assists	2020-21/Career	7, at Florida State (12/12/20)
Steals	2020-21/Career	5, vs. Army (12/2/20)
Blocked Shots	2020-21	---
Career		1, 2x, last vs. Miss. State (1/28/20)
Minutes Played	2020-21/Career	35, at Alabama (1/5/21)

MANN VS. KENTUCKY (7.5 PPG, 1.5 3FG)

Opponent	Date	GS	Min	FG	FGA	Pct	3FG	FGA	Pct	FT	FTA	Pct	Off	Def	Tot	PF	FO	A	TO	BLK	STL	Pts
at Kentucky	02/22/20		29	5	8	.625	3	4	.750	0	0	.000	1	1	2	3	0	1	2	0	1	13
KENTUCKY	03/07/20		7	1	3	.333	0	0	.000	0	0	.000	0	0	0	0	0	0	1	0	0	2
Totals	2 Games	0	36	6	11	.545	3	4	.750	0	0	.000	1	1	2	3	0	1	3	0	1	15

#2 SAMSON RUZHENTSEV


FRESHMAN | F | 6-7 | 192 | MOSCOW, RUSSIA | HAMILTON HEIGHTS (TENN.)

OVERVIEW

- Four-star prospect with length and bouncy athleticism who can score at all three levels.
- One of the best shooters in the 2020 class.
- Represented Russia in the FIBA U18 Euro Championships.
- Averaged 19.3 points and 6.3 rebounds for Hamilton Heights as a senior, helping lead the team to a 28-3 record.
- Helped Hamilton Heights to three straight NACA national championships and a #2 national ranking.

2020-21 HIGHLIGHTS

- Will compete for minutes on the wing, where his versatility and length make him effective.
- Made his Florida debut in the season-opening win vs. Army and scored his first points on a 3-pointer vs. Stetson.



CAREER STATS

Season	gp-gs	min/avg	Total		3-Point		F-Throws		Rebounds					Scoring						
			fg-fga	pct	fg-fga	pct	ft-fa	pct	off	def	tot	avg	pf	fo	ast	to	blk	stl	pts	avg
2020-21	4-0	27/6.8	3-9	.333	2-7	.286	0-0	.000	1	1	2	0.5	1	0	1	1	1	1	8	2.0
TOTAL	4-0	27/6.8	3-9	.333	2-7	.286	0-0	.000	1	1	2	0.5	1	0	1	1	1	1	8	2.0

GAME-BY-GAME STATS

Opponent	Date	gs	min	Total		3-Pointers		Free throws		Rebounds					pf	a	t/o	blk	stl	pts	avg
				fg-fga	pct	3fg-fga	pct	ft-fa	pct	off	def	tot	avg								
vs Army West Point	12/02/20	8	0-1	.000	0-1	.000	0-0	.000	0	0	0	0.0	1	1	0	0	0	0	0	0	0.0
vs Boston College	12/03/20	4	0-1	.000	0-1	.000	0-0	.000	0	0	0	0.0	0	0	0	0	0	0	0	0	0.0
STETSON	12/06/20	13	2-6	.333	1-4	.250	0-0	.000	1	1	2	0.7	0	0	1	1	1	1	5	1.7	
at Alabama	01/05/21	2	1-1	1.000	1-1	1.000	0-0	.000	0	0	0	0.5	0	0	0	0	0	0	3	2.0	
Totals		0	27	3-9	.333	2-7	.286	0-0	.000	1	1	2	0.5	1	1	1	1	1	8	2.0	

Games played: 4
 Minutes/game: 6.8
 Points/game: 2.0
 FG Pct: 33.3
 3FG Pct: 28.6

Rebounds/game: 0.5
 Assists/game: 0.3
 Turnovers/game: 0.3
 Assist/turnover ratio: 1.0
 Steals/game: 0.3
 Blocks/game: 0.3

GAME HIGHS

Points
 2020-21/Career 5, vs. Stetson (12/6/20)

Rebounds
 2020-21/Career 2, vs. Stetson (12/6/20)

Field Goals
 2020-21/Career 2, vs. Stetson (12/6/20)

Field Goal Attempts
 2020-21/Career 6, vs. Stetson (12/6/20)

3-Point Field Goals
 2020-21/Career 1, 2x, last at Alabama (1/5/21)

3-Point FG Attempts
 2020-21/Career 4, vs. Stetson (12/6/20)

Free Throws
 2020-21/Career ---

Free Throw Attempts
 2020-21/Career ---

Assists
 2020-21/Career 1, vs. Army (12/2/20)

Steals
 2020-21/Career 1, vs. Stetson (12/6/20)

Blocked Shots
 2020-21/Career 1, vs. Stetson (12/6/20)

Minutes Played
 2020-21/Career 13, vs. Stetson (12/6/20)

#4 ANTHONY DURUJI

JUNIOR | F | 6-7 | 220 | GERMANTOWN, MD. | LOUISIANA TECH

OVERVIEW

- Versatile four-man with the ability to play above the rim or step out and shoot from the perimeter.
- Played in 65 games with 52 starts over two seasons at Louisiana Tech, averaging 9.7 points and 5.1 rebounds to go along with 85 blocked shots.
- Earned 2018 Conference USA Freshman of the Year honors and followed that up by starting all 33 games as a sophomore and posting 12.2 points and 6.2 rebounds per game.

2020-21 HIGHLIGHTS

- Moved into the starting lineup in the win at Vanderbilt and responded with 11 points, five rebounds and three blocked shots. Duruji made an immediate impact, scoring the Gators' first five points of the game.
- Had his most impactful game as a Gator in the win vs. LSU, tallying 16 points and a team-leading seven rebounds.
- Made his Florida debut in the win vs. Army, then scored his first basket vs. BC on a fastbreak alley-oop dunk from Tyree Appleby.



CAREER STATS

Season	gp-gs	min/avg	Total		3-Point		F-Throws		Rebounds				Scoring							
			fg-fga	pct	fg-fga	pct	ft-fga	pct	off	def	tot	avg	pf	fo	ast	to	blk	stl	pts	avg
2017-18*	32-19	683/21.3	82-182	.451	28-71	.394	37-62	.597	36	95	131	4.1	77	2	26	38	45	12	229	7.2
2018-19*	33-33	988/29.9	144-308	.468	41-121	.339	74-110	.673	48	155	203	6.2	83	1	31	55	40	31	403	12.2
2020-21	7-3	135/19.3	15-40	.375	4-14	.286	6-10	.600	12	16	28	4.0	20	1	3	6	3	5	40	5.7
TOTAL	7-3	135/19.3	15-40	.375	4-14	.286	6-10	.600	12	16	28	4.0	20	1	3	6	3	5	40	5.7
All*	72-55	1806/25.1	241-530	.455	73-206	.354	117-182	.643	96	266	362	5.0	180	4	60	99	88	48	672	9.3

* Statistics from prior team/school

GAME-BY-GAME STATS

Opponent	Date	gs	min	Total		3-Pointers		Free throws		Rebounds				pf	a	t/o	blk	stl	pts	avg	
				fg-fga	pct	3fg-fga	pct	ft-fga	pct	off	def	tot	avg								
vs Army West Point	12/02/20		13	0-3	.000	0-2	.000	0-2	.000	1	3	4	4.0	1	0	1	0	0	0	0.0	
vs Boston College	12/03/20		13	1-6	.167	0-2	.000	0-0	.000	0	2	2	3.0	3	0	0	0	1	2	1.0	
STETSON	12/06/20		5	1-2	.500	0-1	.000	0-0	.000	1	2	3	3.0	5	0	0	0	0	2	1.3	
at Florida St.	12/12/20		13	0-1	.000	0-0	.000	1-2	.500	0	1	1	2.5	3	1	0	0	0	1	1.3	
at Vanderbilt	12/30/20	*	27	4-5	.800	1-1	1.000	2-2	1.000	1	4	5	3.0	4	0	1	3	2	11	3.2	
LSU	01/02/21	*	34	6-12	.500	2-5	.400	2-2	1.000	6	1	7	3.7	3	1	3	0	0	16	5.3	
at Alabama	01/05/21	*	30	3-11	.273	1-3	.333	1-2	.500	3	3	6	4.0	1	1	1	0	2	8	5.7	
Totals			3	135	15-40	.375	4-14	.286	6-10	.600	12	16	28	4.0	20	3	6	3	5	40	5.7

Games played: 7
 Minutes/game: 19.3
 Points/game: 5.7
 FG Pct: 37.5
 3FG Pct: 28.6
 FT Pct: 60.0

Rebounds/game: 4.0
 Assists/game: 0.4
 Turnovers/game: 0.9
 Assist/turnover ratio: 0.5
 Steals/game: 0.7
 Blocks/game: 0.4

HONORS

- 2018 C-USA All-Freshman Team
- C-USA Freshman of the Week (1/22/18)

GAME HIGHS

Points

2020-21/UF	16, vs. LSU (1/2/21)
Career	25, vs. North Texas (1/18/18)

Rebounds

2020-21/UF	7, vs. LSU (1/2/21)
Career	14, at FIU (2/2/19)

Field Goals

2020-21/UF	6, vs. LSU (1/2/21)
Career	9, vs. Southern Miss (12/29/18)

Field Goal Attempts

2020-21/UF	12, vs. LSU (1/2/21)
Career	15, vs. UAB (11/16/18)

3-Point Field Goals

2020-21/UF	2, vs. LSU (1/2/21)
Career	4, 3x, last vs. So. Miss (12/29/18)

3-Point FG Attempts

2020-21/UF	5, vs. LSU (1/2/21)
Career	7, 2x, last at ODU (1/17/19)

Free Throws

2020-21/UF	2, 2x, last vs. LSU (1/2/21)
Career	7, vs. Texas A&M-CC (12/22/18)

Free Throw Attempts

2020-21/UF	2, 5x, last at Alabama (1/5/21)
Career	11, vs. Texas A&M-CC (12/22/18)

Assists

2020-21/UF	1, 3x, last at Alabama (1/5/21)
Career	4, vs. Rice (1/20/18)

Steals

2020-21/UF	2, 2x, last at Alabama (1/5/21)
Career	4, at Florida Atlantic (3/6/19)

Blocked Shots


2020-21/UF	3, at Vanderbilt (12/30/20)
Career	4, 2x, last vs. UTEP (2/14/19)

Minutes Played

2020-21/UF	34, vs. LSU (1/2/21)
Career	39, at Southern Miss (2/9/19)

#5 OMAR PAYNE

SOPHOMORE | F | 6-10 | 230 | KISSIMMEE, FLA. | MONTVERDE ACADEMY



OVERVIEW

- Averaged 3.8 points and 3.7 rebounds in 30 games with seven starts during his freshman campaign.
- Posted a double-double in the win vs. No. 4 Auburn with 19 points and 11 rebounds. Payne shot 9-for-9 from the field in the win, one of two SEC players since 2000 to shoot 1.000 with nine-plus field goals in a conference game.
- Boasts a 7-foot-5.5 wingspan that enables his shot-blocking and finishing at the rim.

2020-21 HIGHLIGHTS

- Looks to take a jump in his sophomore campaign and will be a significant part of the Gators' frontcourt. Payne's ability to run the floor and play above the rim suits the up-tempo pace Florida will aim for this season.
- Had a double-figure outing with 10 points on 5-for-6 shooting vs. Boston College, then followed it up with a three-block game vs. Stetson.

CAREER STATS

Season	gp-gs	min/avg	Total		3-Point		F-Throws		Rebounds				Scoring							
			fg-fga	pct	fg-fga	pct	ft-fa	pct	off	def	tot	avg	pf	fo	ast	to	blk	stl	pts	avg
2019-20	30-7	453/15.1	51-83	.614	0-0	.000	13-35	.371	54	53	107	3.6	66	1	7	18	34	8	115	3.8
2020-21	7-0	109/15.6	11-16	.688	0-0	.000	4-8	.500	6	12	18	2.6	19	0	3	7	10	3	26	3.7
TOTAL	37-7	562/15.2	62-99	.626	0-0	.000	17-43	.395	60	65	125	3.4	85	1	10	25	44	11	141	3.8

GAME-BY-GAME STATS

Opponent	Date	gs	min	Total		3-Pointers		Free throws		Rebounds				pf	a	t/o	blk	stl	pts	avg
				fg-fga	pct	3fg-fga	pct	ft-fa	pct	off	def	tot	avg							
vs Army West Point	12/02/20	18	1-1	1.000	0-0	.000	0-2	.000	0	4	4	4.0	3	0	0	1	1	2	2.0	
vs Boston College	12/03/20	17	5-6	.833	0-0	.000	0-0	.000	1	0	1	2.5	3	1	2	1	1	10	6.0	
STETSON	12/06/20	20	2-4	.500	0-0	.000	0-0	.000	2	3	5	3.3	2	2	3	3	0	4	5.3	
at Florida St.	12/12/20	16	1-2	.500	0-0	.000	0-0	.000	1	1	2	3.0	3	0	0	3	0	2	4.5	
at Vanderbilt	12/30/20	10	1-1	1.000	0-0	.000	2-4	.500	1	0	1	2.6	1	0	1	0	0	4	4.4	
LSU	01/02/21	18	0-1	.000	0-0	.000	2-2	1.000	1	3	4	2.8	4	0	0	1	0	2	4.0	
at Alabama	01/05/21	10	1-1	1.000	0-0	.000	0-0	.000	0	1	1	2.6	3	0	1	1	1	2	3.7	
Totals		0	109	11-16	.688	0-0	.000	4-8	.500	6	12	18	2.6	19	3	7	10	3	26	3.7

Games played: 7
 Minutes/game: 15.6
 Points/game: 3.7
 FG Pct: 68.8
 FT Pct: 50.0

Rebounds/game: 2.6
 Assists/game: 0.4
 Turnovers/game: 1.0
 Assist/turnover ratio: 0.4
 Steals/game: 0.4
 Blocks/game: 1.4

GAME HIGHS

Points
 2020-21 10, vs. BC (12/3/20)
 Career 19, vs. Auburn (1/18/20)

Rebounds
 2020-21 5, vs. Stetson (12/6/20)
 Career 11, vs. Auburn (1/18/20)

Field Goals
 2020-21 5, vs. BC (12/3/20)
 Career 9, vs. Auburn (1/18/20)

Field Goal Attempts
 2020-21 6, vs. BC (12/3/20)
 Career 9, vs. Auburn (1/18/20)

3-Point Field Goals
 2020-21/Career ---

3-Point FG Attempts
 2020-21/Career ---

Free Throws
 2020-21 2, 2x, last vs. LSU (1/2/21)
 Career 2, 5x, last vs. LSU (1/2/21)

Free Throw Attempts
 2020-21 4, at Vanderbilt (12/30/20)
 Career 5, 2x, last vs. Vanderbilt (2/15/20)

Assists
 2020-21 2, vs. Stetson (12/6/20)
 Career 2, 2x, last vs. Stetson (12/6/20)

Steals
 2020-21 1, 3x, last at Alabama (1/5/21)
 Career 2, 2x, last vs. Ole Miss (1/14/20)

Blocked Shots
 2020-21 3, 2x, last at Florida St. (12/12/20)
 Career 3, 6x, last at Florida St. (12/12/20)

Minutes Played
 2020-21 21, vs. Stetson (12/6/20)
 Career 32, vs. Auburn (1/18/20)

PAYNE VS. KENTUCKY (3.0 PPG, 1.5 RPG)

Opponent	Date	GS	Min	FG	FGA	Pct	3FG	FGA	Pct	FT	FTA	Pct	Off	Def	Tot	PF	FO	A	TO	Blk	Stl	Pts
at Kentucky	02/22/20		7	0	0	.000	0	0	.000	0	0	.000	0	0	0	0	0	0	0	0	0	0
KENTUCKY	03/07/20		20	3	4	.750	0	0	.000	0	0	.000	2	1	3	1	0	0	1	3	0	6
Totals	2 Games	0	27	3	4	.750	0	0	.000	0	0	.000	2	1	3	1	0	0	1	3	0	6

#10 NOAH LOCKE

JUNIOR | G | 6-3 | 203 | BALTIMORE, MD. | McDONOGH SCHOOL



OVERVIEW

- Has averaged 10.0 points with a .373 3-point field goal percentage in 67 career appearances.
- An elite shooter who set Florida's freshman record with 81 made 3-pointers, then followed that up with 79 made 3-pointers in the shortened 2019-20 campaign.
- Possesses a 6-foot-8 wingspan and is a dangerous shooter both off the dribble and in catch-and-shoot situations.
- Locke shot .481 from 3-point range in SEC play in 2019-20, tied for the highest in league play by an SEC player with 50+ makes since 1996 (John Jenkins, Vanderbilt).

2020-21 HIGHLIGHTS

- Florida's active career leader in games started, Locke brings a wealth of experience, toughness and shots made to the Gators' backcourt.
- Notched his 10th career game with five-plus made 3-pointers, hitting five of six attempts, including four in a five-minute span during the second half.

CAREER STATS

Season	gp-gs	min/avg	Total		3-Point		F-Throws		Rebounds				Scoring							
			fg-fga	pct	fg-fga	pct	ft-fga	pct	off	def	tot	avg	pf	fo	ast	to	blk	stl	pts	avg
2018-19	36-26	913/25.4	113-301	.375	81-214	.379	31-40	.775	22	60	82	2.3	48	0	21	13	0	16	338	9.4
2019-20	31-29	922/29.7	115-268	.429	79-183	.432	20-28	.714	7	71	78	2.5	30	0	22	23	1	20	329	10.6
2020-21	7-7	179/25.6	25-59	.424	15-35	.429	4-7	.571	2	12	14	2.0	14	0	3	7	3	5	69	9.9
TOTAL	74-62	2014/27.2	253-628	.403	175-432	.405	55-75	.733	31	143	174	2.4	92	0	46	43	4	41	736	9.9

GAME-BY-GAME STATS

Opponent	Date	gs	min	Total		3-Pointers		Free throws		Rebounds				pf	a	t/o	blk	stl	pts	avg	
				fg-fga	pct	3fg-fga	pct	ft-fga	pct	off	def	tot	avg								
vs Army West Point	12/02/20	*	29	2-8	.250	1-3	.333	2-2	1.000	1	2	3	3.0	2	0	0	1	1	7	7.0	
vs Boston College	12/03/20	*	25	5-12	.417	2-7	.286	0-0	.000	0	3	3	3.0	1	1	0	0	12	9.5		
STETSON	12/06/20	*	16	5-7	.714	5-6	.833	0-0	.000	0	1	1	2.3	3	0	0	1	15	11.3		
at Florida St.	12/12/20	*	24	2-6	.333	2-5	.400	2-2	1.000	0	0	0	1.8	2	1	3	0	8	10.5		
at Vanderbilt	12/30/20	*	29	4-6	.667	2-3	.667	0-1	.000	0	2	2	1.8	2	1	2	2	10	10.4		
LSU	01/02/21	*	26	3-9	.333	0-5	.000	0-1	.000	0	3	3	2.0	2	0	1	0	6	9.7		
at Alabama	01/05/21	*	30	4-11	.364	3-6	.500	0-1	.000	1	1	2	2.0	2	0	1	0	11	9.9		
Totals			7	179	25-59	.424	15-35	.429	4-7	.571	2	12	14	2.0	14	3	7	3	5	69	9.9

Games played: 7
 Minutes/game: 25.6
 Points/game: 9.9
 FG Pct: 42.4
 3FG Pct: 42.9
 FT Pct: 57.1

Rebounds/game: 2.0
 Assists/game: 0.4
 Turnovers/game: 1.0
 Assist/turnover ratio: 0.4
 Steals/game: 0.7
 Blocks/game: 0.4

GAME HIGHS

Points	
2020-21	15, vs. Stetson (12/6/20)
Career	27, vs. Texas A&M (1/22/19)
Rebounds	
2020-21	3, 3x, last vs. LSU (1/2/21)
Career	10, vs. LBSU (12/28/19)
Field Goals	
2020-21	5, 2x, last vs. Stetson (12/6/20)
Career	9, vs. Texas A&M (1/22/19)
Field Goal Attempts	
2020-21	12, vs. BC (12/3/20)
Career	18, vs. Texas A&M (1/22/19)
3-Point Field Goals	
2020-21	5, vs. Stetson (12/6/20)
Career	7, vs. Texas A&M (1/22/19)
3-Point FG Attempts	
2020-21	7, vs. BC (12/3/20)
Career	15, vs. South Carolina (1/5/19)
Free Throws	
2020-21	2, 2x, last at Florida St. (12/12/20)
Career	5, vs. West Virginia (12/4/18)
Free Throw Attempts	
2020-21	2, 2x, last at Florida St. (12/12/20)
Career	7, vs. Alabama (1/4/20)
Assists	
2020-21	1, 3x, last at Vanderbilt (12/30/20)
Career	3, 3x, last at Vanderbilt (2/1/20)
Steals	
2020-21	2, vs. LSU (1/2/21)
Career	4, vs. Xavier (11/24/19)
Blocked Shots	
2020-21/Career	2, at Vanderbilt (12/30/20)
Minutes Played	
2020-21	30, at Alabama (1/5/21)
Career	45, vs. Alabama (1/4/20)

LOCKE VS. KENTUCKY (6.3 PPG, 2.0 RPG)

Opponent	Date	GS	Min	FG	FGA	Pct	3FG	FGA	Pct	FT	FTA	Pct	Off	Def	Tot	PF	FO	A	TO	Blk	Stl	Pts
KENTUCKY	02/02/19	*	33	2	12	.167	2	7	.286	0	0	.000	1	4	5	0	0	0	1	0	0	6
at Kentucky	03/09/19	*	24	2	4	.500	1	3	.333	0	0	.000	0	1	1	1	0	0	0	0	1	5
at Kentucky	02/22/20	*	23	0	5	.000	0	5	.000	0	0	.000	0	0	0	2	0	0	1	0	0	0
KENTUCKY	03/07/20	*	34	5	11	.455	3	8	.375	1	1	1.000	1	1	2	1	0	0	2	0	0	14
Totals	4 Games	4	114	9	32	.281	6	23	.261	1	1	1.000	2	6	8	4	0	0	4	0	1	25

#11 KEYONTAE JOHNSON

JUNIOR | F | 6-5 | 229 | NORFOLK, VA. | OAK HILL ACADEMY



OVERVIEW

- Averaged 10.8 points and 6.7 rebounds in 67 games throughout his first two seasons at Florida, totaling 725 points and 450 rebounds.
- Earned All-SEC honors in his sophomore campaign after leading the Gators with 14.0 points per game.
- Enters the 2020-21 campaign with 12 career double-doubles and seven 20-point games. Three of his double-doubles have been 20-point, 10-rebound performances, including 25 points and 11 rebounds in Florida's 2020 win vs. LSU.
- Was the Gators' leading or co-leading scorer in 15 of the team's 31 games last season.

2020-21 HIGHLIGHTS

- The team's leading scorer last season and preseason SEC Player of the Year, Johnson will make his impact felt from the sideline for now after his medical emergency at Florida State.
- Had a monster 24-point, 12-rebounds game vs. Boston College, the eighth Gator in the Donovan/White Era to go for 24 and 12, joining Kerry Blackshear, Erik Murphy, Marreese Speights, Joakim Noah, David Lee, Matt Bonner and Greg Stolt.
- Opened the season with a strong 16-point performance vs. Army despite battling foul trouble.

CAREER STATS

Season	gp-gs	min/avg	Total		3-Point		F-Throws		Rebounds				Scoring							
			fg-fga	pct	fg-fga	pct	ft-fga	pct	off	def	tot	avg	pf	fo	ast	to	blk	stl	pts	avg
2018-19	36-20	855/23.8	111-236	.470	23-63	.365	45-70	.643	68	161	229	6.4	84	2	45	48	12	38	290	8.1
2019-20	31-31	970/31.3	166-305	.544	30-79	.380	73-95	.768	54	167	221	7.1	88	0	49	53	10	38	435	14.0
2020-21	4-4	81/20.3	25-39	.641	3-7	.429	11-14	.786	2	16	18	4.5	6	0	5	11	0	4	64	16.0
TOTAL	71-55	1906/26.8	302-580	.521	56-149	.376	129-179	.721	124	344	468	6.6	178	2	99	112	22	80	789	11.1

GAME-BY-GAME STATS

Opponent	Date	gs	min	Total		3-Pointers		Free throws		Rebounds				pf	a	t/o	blk	stl	pts	avg	
				fg-fga	pct	3fg-fga	pct	ft-fga	pct	off	def	tot	avg								
vs Army West Point	12/02/20	*	28	6-10	.600	1-3	.333	3-6	.500	0	3	3	3.0	4	2	5	0	2	16	16.0	
vs Boston College	12/03/20	*	27	10-13	.769	2-3	.667	2-2	1.000	0	12	12	7.5	2	1	4	0	1	24	20.0	
STETSON	12/06/20	*	22	7-13	.538	0-0	.000	5-5	1.000	2	1	3	6.0	0	2	2	0	1	19	19.7	
at Florida St.	12/12/20	*	4	2-3	.667	0-1	.000	1-1	1.000	0	0	0	4.5	0	0	0	0	0	5	16.0	
Totals			4	81	25-39	.641	3-7	.429	11-14	.786	2	16	18	4.5	6	5	11	0	4	64	16.0

Games played: 4
 Minutes/game: 20.3
 Points/game: 16.0
 FG Pct: 64.1
 3FG Pct: 42.9
 FT Pct: 78.6

Rebounds/game: 4.5
 Assists/game: 1.3
 Turnovers/game: 2.8
 Assist/turnover ratio: 0.5
 Steals/game: 1.0

HONORS

- 2020-21 Preseason SEC Player of the Year (Media)
- 2020-21 Preseason All-SEC (Media 1st Team)
- 2019-20 All-SEC (Coaches 1st Team, AP 2nd Team)
- 2019 Charleston Classic MVP
- SEC Player of the Week (11/25/19)
- 2019 Basketball Hall of Fame Invitational MVP

GAME HIGHS

Points

2020-21 24, vs. BC (12/3/20)
 Career 25, vs. LSU (2/26/20)

Rebounds

2020-21 12, vs. BC (12/3/20)
 Career 13, at Alabama (2/16/19)

Field Goals

2020-21 10, vs. BC (12/3/20)
 Career 11, vs. LSU (2/26/20)

Field Goal Attempts

2020-21 13, 2x, last vs. Stetson (12/6/20)
 Career 17, vs. Baylor (1/25/20)

3-Point Field Goals

2020-21 2, vs. BC (12/3/20)
 Career 3, 3x, last at LSU (1/21/20)

3-Point FG Attempts

2020-21 3, 2x, last vs. BC (12/3/20)
 Career 6, at LSU (1/21/20)

Free Throws

2020-21 5, vs. Stetson (12/6/20)
 Career 15, vs. Arkansas (2/18/20)

Free Throw Attempts

2020-21 6, vs. Army (12/2/20)
 Career 17, vs. Arkansas (2/18/20)

Assists

2020-21 2, 2x, last vs. Stetson (12/6/20)
 Career 6, at Texas A&M (2/12/20)

Steals

2020-21 2, vs. Army (12/2/20)
 Career 4, 4x, last vs. Providence (12/17/19)

Blocked Shots

2020-21 ---
 Career 3, at Missouri (1/11/20)

Minutes Played


2020-21 27, 2x, last vs. BC (12/3/20)
 Career 39, 2x, last at Georgia (3/4/20)

JOHNSON VS. KENTUCKY (10.3 PPG, 6.8 RPG)

Opponent	Date	GS	Min	FG	FGA	Pct	3FG	FGA	Pct	FT	FTA	Pct	Off	Def	Tot	PF	FO	A	TO	Blk	Stl	Pts
KENTUCKY	02/02/19	*	24	3	7	.429	0	1	.000	2	2	1.000	5	5	10	4	0	1	1	1	2	8
at Kentucky	03/09/19	*	11	1	2	.500	0	0	.000	0	0	.000	1	4	5	5	1	0	0	0	0	2
at Kentucky	02/22/20	*	33	8	13	.615	0	4	.000	3	5	.600	2	7	9	0	0	0	3	0	2	19
KENTUCKY	03/07/20	*	35	5	8	.625	1	1	1.000	1	2	.500	0	3	3	4	0	3	1	1	1	12
Totals	4 Games	4	103	17	30	.567	1	6	.167	6	9	.667	8	19	27	13	1	4	5	2	5	41

#12 COLIN CASTLETON

JUNIOR | F | 6-11 | 231 | DELAND, FLA. | MICHIGAN



OVERVIEW

- A versatile big man who loves to defend and shot-block.
- Averaged 2.3 points and 1.8 rebounds in 44 appearances at Michigan, including a second-round 2019 NCAA Tournament game vs. the Gators.
- Florida native who the Gators recruited out of high school.

2020-21 HIGHLIGHTS

- Earned the starting post position in training camp and has started every game for the Gators this season.

- Earned SEC Player of the Week honors on Jan. 4 after helping lead the Gators to a 2-0 start in SEC action.
- Had a breakout performance in the win at Vanderbilt with 23 points on 11-for-13 shooting, including five dunks. It marked the best field goal percentage performance on the road in SEC league play (10+ makes) in five seasons (Damian Jones, Vanderbilt, .923, 2/23/16 at Florida). His 17 second-half points alone topped his previous career best of 14, set at Michigan (vs. Houston Baptist).
- Followed that up with a 21-point game vs. LSU, including 19 in the second half. Castleton scored the Gators' first 15 points after halftime over a six-minute span.
- Made his first collegiate start in his Florida debut, logging nine points and a team-best eight rebounds.

CAREER STATS

Season	gp-gs	min/avg	Total		3-Point		F-Throws		Rebounds				Scoring							
			fg-fga	pct	fg-fga	pct	ft-fa	pct	off	def	tot	avg	pf	fo	ast	to	blk	stl	pts	avg
2018-19*	19-0	65/3.4	9-22	.409	0-3	.000	3-9	.333	8	13	21	1.1	14	0	1	5	4	1	21	1.1
2019-20*	25-0	197/7.9	27-50	.540	0-4	.000	24-29	.828	18	42	60	2.4	19	0	8	13	13	3	78	3.1
2020-21	7-7	151/21.6	34-49	.694	0-0	.000	15-24	.625	18	19	37	5.3	20	0	3	6	8	3	83	11.9
TOTAL	7-7	151/21.6	34-49	.694	0-0	.000	15-24	.625	18	19	37	5.3	20	0	3	6	8	3	83	11.9
All*	51-7	413/8.1	70-121	.579	0-7	.000	42-62	.677	44	74	118	2.3	53	0	12	24	25	7	182	3.6

GAME-BY-GAME STATS

Opponent	Date	gs	min	Total		3-Pointers		Free throws		Rebounds				pf	a	t/o	blk	stl	pts	avg	
				fg-fga	pct	3fg-fga	pct	ft-fa	pct	off	def	tot	avg								
vs Army West Point	12/02/20	*	21	3-4	.750	0-0	.000	3-4	.750	3	5	8	8.0	3	0	1	1	0	9	9.0	
vs Boston College	12/03/20	*	22	1-3	.333	0-0	.000	1-1	1.000	1	1	2	5.0	3	1	1	2	1	3	6.0	
STETSON	12/06/20	*	12	3-4	.750	0-0	.000	1-2	.500	0	1	1	3.7	2	0	0	1	0	7	6.3	
at Florida St.	12/12/20	*	21	3-4	.750	0-0	.000	1-3	.333	4	3	7	4.5	3	0	1	1	2	7	6.5	
at Vanderbilt	12/30/20	*	30	11-13	.846	0-0	.000	1-4	.250	3	2	5	4.6	3	1	0	2	0	23	9.8	
LSU	01/02/21	*	19	7-10	.700	0-0	.000	7-7	1.000	3	3	6	4.8	3	0	1	1	0	21	11.7	
at Alabama	01/05/21	*	26	6-11	.545	0-0	.000	1-3	.333	4	4	8	5.3	3	1	2	0	0	13	11.9	
Totals			7	151	34-49	.694	0-0	.000	15-24	.625	18	19	37	5.3	20	3	6	8	3	83	11.9

Games played: 7
 Minutes/game: 21.6
 Points/game: 11.9
 FG Pct: 69.4
 FT Pct: 62.5

Rebounds/game: 5.3
 Assists/game: 0.4
 Turnovers/game: 0.9
 Assist/turnover ratio: 0.5
 Steals/game: 0.4
 Blocks/game: 1.1

HONORS

- SEC Player of the Week (1/4/21)

GAME HIGHS

Points	2020-21/UF/Career 23, at Vanderbilt (12/30/20)
Rebounds	2020-21/UF 8, 2x, last at Alabama (1/5/21) Career 9, vs. UMass-Lowell (12/29/19)
Field Goals	2020-21/UF/Career 11, at Vanderbilt (12/30/20)
Field Goal Attempts	2020-21/UF/Career 13, at Vanderbilt (12/30/20)
3-Point Field Goals	2020-21/UF/Career ---
3-Point FG Attempts	2020-21/UF --- Career 1, 7x, last at Ohio State (3/1/20)
Free Throws	2020-21/UF/Career 7, vs. LSU (1/2/21)
Free Throw Attempts	2020-21/UF 7, vs. LSU (1/2/21) Career 8, vs. Presbyterian (12/21/19)
Assists	2020-21/UF 1, 3x, last at Alabama (1/5/21) Career 3, vs. UMass-Lowell (12/29/19)
Steals	2020-21/UF/Career 2, at Florida State (12/12/20)
Blocked Shots	2020-21/UF 2, 2x, last at Vanderbilt (12/30/20) Career 2, 3x, last at Vanderbilt (12/30/20)
Minutes Played	2020-21/UF/Career 30, at Vanderbilt (12/30/20)

#15 OSAYI OSIFO

JUNIOR | F | 6-7 | 225 | BEDWORTH PARK, SOUTH AFRICA | EASTERN FLA. STATE COLLEGE

OVERVIEW

- Extremely high motor, one of the hardest-playing guys in the country at the junior college level the past two seasons.
- Helped lead Eastern Florida State College to a 22-11 record in 2019-20, averaging 10.6 points and 7.5 rebounds with a .540 field goal percentage.
- Started 10 games as a freshman and averaged 4.4 points and 3.9 rebounds in 2018-19.
- His name means "God made to overcome pressure."

2020-21 HIGHLIGHTS

- Brings energy and toughness to the Gators' frontcourt.
- Made his Florida debut in the win vs. Stetson.



CAREER STATS

Season	gp-gs	min/avg	Total		3-Point		F-Throws		Rebounds				Scoring							
			fg-fga	pct	fg-fga	pct	ft-fa	pct	off	def	tot	avg	pf	fo	ast	to	blk	stl	pts	avg
2020-21	4-0	32/8.0	1-3	.333	0-0	.000	4-6	.667	3	6	9	2.3	6	0	1	1	1	0	6	1.5
TOTAL	4-0	32/8.0	1-3	.333	0-0	.000	4-6	.667	3	6	9	2.3	6	0	1	1	1	0	6	1.5

GAME-BY-GAME STATS

Opponent	Date	gs	min	Total		3-Pointers		Free throws		Rebounds				pf	a	t/o	blk	stl	pts	avg
				fg-fga	pct	3fg-fga	pct	ft-fa	pct	off	def	tot	avg							
STETSON	12/06/20	9		0-1	.000	0-0	.000	1-2	.500	2	3	5	5.0	2	0	0	0	0	1	1.0
at Florida St.	12/12/20	15		0-1	.000	0-0	.000	2-2	1.000	1	2	3	4.0	2	0	1	1	0	2	1.5
LSU	01/02/21	2		0-0	.000	0-0	.000	0-0	.000	0	1	1	3.0	0	0	0	0	0	0	1.0
at Alabama	01/05/21	6		1-1	1.000	0-0	.000	1-2	.500	0	0	0	2.3	2	1	0	0	0	3	1.5
Totals		0	32	1-3	.333	0-0	.000	4-6	.667	3	6	9	2.3	6	1	1	1	0	6	1.5

Games played: 4
 Minutes/game: 8.0
 Points/game: 1.5
 FG Pct: 33.3
 FT Pct: 66.7

Rebounds/game: 2.3
 Assists/game: 0.3
 Turnovers/game: 0.3
 Assist/turnover ratio: 1.0
 Blocks/game: 0.3

GAME HIGHS

Points

2020-21/Career 3, at Alabama (1/5/21)

Rebounds

2020-21/Career 5, vs. Stetson (12/6/20)

Field Goals

2020-21/Career 1, at Alabama (1/5/21)

Field Goal Attempts

2020-21/Career 1, 3x, last at Alabama (1/5/21)

3-Point Field Goals

2020-21/Career ---

3-Point FG Attempts

2020-21/Career ---

Free Throws

2020-21/Career 2, at Florida St. (12/12/20)

Free Throw Attempts

2020-21/Career 2, 3x, last at Alabama (1/5/21)

Assists

2020-21/Career 1, at Alabama (1/5/21)

Steals

2020-21/Career ---

Blocked Shots

2020-21/Career 1, at Florida St. (12/12/20)

Minutes Played

2020-21/Career 15, at Florida St. (12/12/20)

#22 TYREE APPLEBY

JUNIOR | G | 6-1 | 170 | JACKSONVILLE, ARK. | CLEVELAND STATE

OVERVIEW

- High-scoring point guard who earned All-Horizon League honors as a sophomore.
- Scored 899 points (14.3) and dished 297 assists (4.7) in 63 games at Cleveland State.
- Improved his 3-point shooting percentage and volume in his sophomore year, shooting .389 (74-for-190) in 2018-19 after a .324 (36-for-111) clip his freshman season.
- Scored 20+ points 14 times at CSU and posted one triple-double, tallying 19 points, 11 rebounds and 11 assists vs. UW-Milwaukee.

2020-21 HIGHLIGHTS

- Plays significant minutes in the Gators' backcourt as a speedy veteran presence.
- Gave the Gators a spark in his Florida debut, scoring all 15 of his points in the second half in the win over Army.
- Had another double-figure scoring outing at Vanderbilt with 13 points in the Florida win.
- Led the Gators with 18 points at Alabama, including 16 in the second half.
- Picked the opposing guard's pocket vs. Stetson and left the fastbreak alley-oop off the glass for Scottie Lewis, earning #6 on SportsCenter's Top 10 plays.



CAREER STATS

Season	gp-gs	min/avg	Total		3-Point		F-Throws		Rebounds				Scoring							
			fg-fga	pct	fg-fga	pct	ft-fa	pct	off	def	tot	avg	pf	fo	ast	to	blk	stl	pts	avg
2017-18*	34-25	874/25.7	129-292	.442	36-111	.324	106-148	.716	17	65	82	2.4	68	0	135	115	8	44	400	11.8
2018-19*	29-29	885/30.5	147-350	.420	74-190	.389	131-168	.780	10	98	108	3.7	48	1	162	100	9	42	499	17.2
2020-21	7-0	166/23.7	19-43	.442	6-19	.316	18-20	.900	2	15	17	2.4	17	0	20	21	1	12	62	8.9
TOTAL	7-0	166/23.7	19-43	.442	6-19	.316	18-20	.900	2	15	17	2.4	17	0	20	21	1	12	62	8.9
All*	70-54	1925/27.5	295-685	.431	116-320	.363	255-336	.759	29	178	207	3.0	133	1	317	236	18	98	961	13.7

GAME-BY-GAME STATS

Opponent	Date	gs	min	Total		3-Pointers		Free throws		Rebounds				pf	a	t/o	blk	stl	pts	avg
				fg-fga	pct	3fg-fga	pct	ft-fa	pct	off	def	tot	avg							
vs Army West Point	12/02/20	22	4-6	.667	1-3	.333	6-7	.857	0	1	1	1.0	3	3	2	0	1	15	15.0	
vs Boston College	12/03/20	20	2-5	.400	0-1	.000	2-2	1.000	0	0	0	0.5	4	3	5	0	2	6	10.5	
STETSON	12/06/20	20	0-2	.000	0-2	.000	2-3	.667	0	2	2	1.0	1	2	1	0	4	2	7.7	
at Florida St.	12/12/20	24	2-7	.286	2-4	.500	0-0	.000	0	2	2	1.3	3	1	5	0	1	6	7.3	
at Vanderbilt	12/30/20	27	4-8	.500	1-3	.333	4-4	1.000	1	3	4	1.8	3	3	0	0	2	13	8.4	
LSU	01/02/21	23	1-3	.333	0-2	.000	0-0	.000	0	3	3	2.0	2	5	5	0	0	2	7.3	
at Alabama	01/05/21	30	6-12	.500	2-4	.500	4-4	1.000	1	4	5	2.4	1	3	3	1	2	18	8.9	
Totals		0	166	19-43	.442	6-19	.316	18-20	.900	2	15	17	2.4	17	20	21	1	12	62	8.9

Games played: 7
 Minutes/game: 23.7
 Points/game: 8.9
 FG Pct: 44.2
 3FG Pct: 31.6
 FT Pct: 90.0

Rebounds/game: 2.4
 Assists/game: 2.9
 Turnovers/game: 3.0
 Assist/turnover ratio: 1.0
 Steals/game: 1.7
 Blocks/game: 0.1

HONORS

- 2019 All-Horizon League (2nd Team)
- 2018 Horizon League All-Tournament Team
- 2018 Horizon League All-Freshman Team

GAME HIGHS

Points

2020-21/UF 18, at Alabama (1/5/21)
 Career 37, vs. Bowling Green (12/5/18)

Rebounds

2020-21/UF 5, at Alabama (1/5/21)
 Career 11, vs. UW-Milwaukee (2/9/19)

Field Goals

2020-21/UF 6, at Alabama (1/5/21)
 Career 13, vs. Bowling Green (12/5/18)

Field Goal Attempts

2020-21/UF 12, at Alabama (1/5/21)
 Career 20, at UW-Green Bay (1/5/19)

3-Point Field Goals

2019-20 2, 2x, last at Alabama (1/5/21)
 Career 7, 2x, last at UW-Mil. (1/3/19)

3-Point FG Attempts

2020-21/UF 4, 2x, last at Alabama (1/5/21)
 Career 12, 2x, last at UW-GB (2/7/19)

Free Throws

2020-21/UF 6, vs. Army (12/2/20)
 Career 12, 2x, last at Ill. State (12/16/18)

Free Throw Attempts

2020-21/UF 7, vs. Army (12/2/20)
 Career 15, vs. Northern Kentucky (3/3/18)

Assists

2020-21/UF 5, vs. LSU (1/2/21)
 Career 11, 2x, last vs. IUPUI (2/16/19)

Steals

2020-21/UF 4, vs. Stetson (12/6/20)
 Career 4, 3x, last vs. Stetson (12/6/20)

Blocked Shots

2020-21/UF 1, at Alabama (1/5/21)
 Career 2, 2x, last vs. No. Ky. (2/3/18)

Minutes Played

2020-21/UF 31, at Alabama (1/5/21)
 Career 38, 2x, last vs. UW-Mil. (2/9/19)

#23 SCOTTIE LEWIS

SOPHOMORE | G | 6-5 | 189 | HAZLET, N.J. | RANNEY SCHOOL

OVERVIEW

- Athletic wing with explosive bounce and an exceptional finisher.
- A tenacious defender with an outstanding motor and competitive attitude.
- Averaged 8.5 points per game as a freshman and had 10 double-digit scoring games, including six games with 15+ points.
- Posted a double-double with 15 points and 10 rebounds vs. Alabama, helping the Gators rally from 21 down to defeat the Tide.
- The first guard to lead Florida in blocked shots in a season, totaling 36 in 2019-20.

2020-21 HIGHLIGHTS

- Figures to be a major component of the Gators' up-tempo style, particularly in the press.
- Stuffed the box score with 16 points, five rebounds, four assists, two blocked shots and a steal at Vanderbilt.
- Earned his first double-double of the season and second of his career with 10 points and 10 rebounds vs. Stetson to go along with a career-best six assists. Also earned #6 on SportsCenter's Top 10 plays with a fastbreak alley-oop off the glass from Tyree Appleby.
- Matched his career highs with 19 points and three blocked shots at Florida State to go with a personal best 4-for-5 shooting performance from 3-point range.



CAREER STATS

Season	gp-gs	min/avg	Total		3-Point		F-Throws		Rebounds				Scoring							
			fg-fga	pct	fg-fga	pct	ft-fga	pct	off	def	tot	avg	pf	fo	ast	to	blk	stl	pts	avg
2019-20	30-22	872/29.1	83-188	.441	22-61	.361	67-82	.817	30	78	108	3.6	67	0	23	34	36	36	255	8.5
2020-21	7-7	210/30.0	25-51	.490	7-16	.438	29-37	.784	8	24	32	4.6	17	0	15	14	11	11	86	12.3
TOTAL	37-29	1082/29.2	108-239	.452	29-77	.377	96-119	.807	38	102	140	3.8	84	0	38	48	47	47	341	9.2

GAME-BY-GAME STATS

Opponent	Date	gs	min	Total		3-Pointers		Free throws		Rebounds				pf	a	t/o	blk	stl	pts	avg	
				fg-fga	pct	3fg-fga	pct	ft-fga	pct	off	def	tot	avg								
vs Army West Point	12/02/20	*	25	2-3	.667	0-0	.000	4-5	.800	0	2	2	2.0	3	0	1	1	2	8	8.0	
vs Boston College	12/03/20	*	32	4-6	.667	1-1	1.000	5-8	.625	0	5	5	3.5	1	0	3	2	2	14	11.0	
STETSON	12/06/20	*	24	2-5	.400	0-2	.000	6-6	1.000	4	6	10	5.7	1	6	1	1	1	10	10.7	
at Florida St.	12/12/20	*	39	6-13	.462	4-5	.800	3-5	.600	2	2	4	5.3	3	3	5	3	2	19	12.8	
at Vanderbilt	12/30/20	*	32	5-8	.625	2-4	.500	4-4	1.000	0	5	5	5.2	4	4	1	2	1	16	13.4	
LSU	01/02/21	*	38	5-10	.500	0-3	.000	7-9	.778	2	3	5	5.2	1	2	0	0	2	17	14.0	
at Alabama	01/05/21	*	20	1-6	.167	0-1	.000	0-0	.000	0	1	1	4.6	4	0	3	2	1	2	12.3	
Totals			7	210	25-51	.490	7-16	.438	29-37	.784	8	24	32	4.6	17	15	14	11	11	86	12.3

Games played: 7
 Minutes/game: 30.0
 Points/game: 12.3
 FG Pct: 49.0
 3FG Pct: 43.8
 FT Pct: 78.4

Rebounds/game: 4.6
 Assists/game: 2.1
 Turnovers/game: 2.0
 Assist/turnover ratio: 1.1
 Steals/game: 1.6
 Blocks/game: 1.6

HONORS

- 2019-20 SEC All-Freshman Team
- SEC Freshman of the Week (1/6/20)

GAME HIGHS

Points	
2020-21	19, at Florida St. (12/12/20)
Career	19, 2x, last at FSU (12/12/20)
Rebounds	
2020-21	10, vs. Stetson (12/6/20)
Career	10, 2x, last vs. Stetson (12/6/20)
Field Goals	
2020-21	6, at Florida St. (12/12/20)
Career	8, vs. LSU (2/26/20)
Field Goal Attempts	
2020-21/Career	13, at Florida St. (12/12/20)
3-Point Field Goals	
2020-21/Career	4, at Florida St. (12/12/20)
3-Point FG Attempts	
2020-21	5, at Florida St. (12/12/20)
Career	5, 3x, last at Florida St. (12/12/20)
Free Throws	
2020-21	7, vs. LSU (1/2/21)
Career	8, 2x, last vs. Kentucky (3/7/20)
Free Throw Attempts	
2020-21	9, vs. LSU (1/2/21)
Career	10, vs. Kentucky (3/7/20)
Assists	
2020-21/Career	6, vs. Stetson (12/6/20)
Steals	
2020-21	2, 4x, last vs. LSU (1/2/21)
Career	4, vs. Marshall (11/29/19)
Blocked Shots	
2020-21	3, at Florida St. (12/12/20)
Career	3, 5x, last at Florida St. (12/12/20)
Minutes Played	
2020-21/Career	39, 2x, last vs. LSU (1/2/21)

LEWIS VS. KENTUCKY (10.5 PPG, 2.0 SPG)

Opponent	Date	GS	Min	FG	FGA	Pct	3FG	FGA	Pct	FT	FTA	Pct	Off	Def	Tot	PF	FO	A	TO	Blk	Stl	Pts
at Kentucky	02/22/20	*	14	1	3	.333	0	0	.000	0	1	.000	1	0	1	3	0	0	0	0	2	2
KENTUCKY	03/07/20	*	36	5	8	.625	1	1	1.000	8	10	.800	1	0	1	2	0	0	1	0	2	19
Totals	2 Games	2	50	6	11	.545	1	1	1.000	8	11	.727	2	0	2	5	0	0	1	0	4	21

#33 JASON JITOBH

SOPHOMORE | C | 6-11 | 285 | ABUJA, NIGERIA | HAMILTON HEIGHTS (TENN.)

OVERVIEW

- A rim protector with fantastic size and a good feel for the game.
- Has a soft touch around the basket and is a solid passer in the post.
- Appeared in 21 games as a freshman, averaging 1.8 points per game.

2020-21 HIGHLIGHTS

- Provides size and depth in the post for the Gators as he competes for a larger role this season.



CAREER STATS

Season	gp-gs	min/avg	Total		3-Point		F-Throws		Rebounds					Scoring						
			fg-fga	pct	fg-fga	pct	ft-fta	pct	off	def	tot	avg	pf	fo	ast	to	blk	stl	pts	avg
2019-20	21-0	133/6.3	15-29	.517	0-0	.000	8-17	.471	13	15	28	1.3	22	0	0	5	7	0	38	1.8
2020-21	2-0	5/2.5	0-0	.000	0-0	.000	0-0	.000	0	3	3	1.5	1	0	0	1	0	0	0	0.0
TOTAL	23-0	138/6.0	15-29	.517	0-0	.000	8-17	.471	13	18	31	1.3	23	0	0	6	7	0	38	1.7

GAME-BY-GAME STATS

Opponent	Date	gs	min	Total		3-Pointers		Free throws		Rebounds					pf	a	t/o	blk	stl	pts	avg
				fg-fga	pct	3fg-fga	pct	ft-fta	pct	off	def	tot	avg								
vs Boston College	12/03/20	1	0-0	.000	0-0	.000	0-0	.000	0	1	1	1.0	1	0	0	0	0	0	0	0.0	
STETSON	12/06/20	4	0-0	.000	0-0	.000	0-0	.000	0	2	2	1.5	0	0	1	0	0	0	0.0		
Totals		0	5	0-0	.000	0-0	.000	0-0	.000	0	3	3	1.5	1	0	1	0	0	0.0		

Games played: 2
Minutes/game: 2.5

Rebounds/game: 1.5
Turnovers/game: 0.5

GAME HIGHS

Points

2020-21	---
Career	6, vs. LSU (2/26/20)

Rebounds

2020-21	2, vs. Stetson (12/6/20)
Career	5, at Tennessee (2/29/20)

Field Goals

2020-21	---
Career	3, vs. LSU (2/26/20)

Field Goal Attempts

2020-21	---
Career	4, vs. Arkansas (2/18/20)

3-Point Field Goals

2020-21/Career	---
----------------	-----

3-Point FG Attempts

2020-21/Career	---
----------------	-----

Free Throws

2020-21	---
Career	3, vs. LBSU (12/28/19)

Free Throw Attempts

2020-21	---
Career	6, vs. LBSU (12/28/19)

Assists

2020-21	---
Career	---

Steals

2020-21/Career	---
----------------	-----

Blocked Shots

2020-21	---
Career	1, 7x, last at Georgia (3/4/20)

Minutes Played

2020-21	4, vs. Stetson (12/6/20)
Career	16, vs. Arkansas (2/18/20)

JITOBH VS. KENTUCKY

Opponent	Date	GS	Min	FG	FGA	Pct	3FG	FGA	Pct	FT	FTA	Pct	Off	Def	Tot	PF	FO	A	TO	Blk	Stl	Pts
at Kentucky	02/22/20		1	0	0	.000	0	0	.000	0	0	.000	0	0	0	1	0	0	0	0	0	0
KENTUCKY	03/07/20		7	0	0	.000	0	0	.000	1	2	.500	0	1	1	0	0	0	0	0	0	1
Totals	2 Games	0	8	0	0	.000	0	0	.000	1	2	.500	0	1	1	1	0	0	0	0	0	1

#44 NIELS LANE

FRESHMAN | G | 6-5 | 206 | FREEHOLD, N.J. | ROSELLE CATHOLIC

OVERVIEW

- Four-star slashing wing who can finish at all three levels.
- An explosive, tough and hard-nosed player who defends and rebounds his position well.
- At his best offensively in transition, known as an elite finisher on the break.

2020-21 HIGHLIGHTS

- Expects to be part of a deep backcourt that will key the Gators' up-tempo attack on both ends of the floor.
- Made his debut in the win vs. Boston College, picking up his first collegiate points on an offensive rebound and put-back. Followed it up with a solid six-point outing vs. Stetson.



CAREER STATS

Season	gp-gs	min/avg	Total		3-Point		F-Throws		Rebounds				Scoring							
			fg-fga	pct	fg-fga	pct	ft-fga	pct	off	def	tot	avg	pf	fo	ast	to	blk	stl	pts	avg
2020-21	6-0	34/5.7	3-9	.333	0-3	.000	3-4	.750	2	2	4	0.7	4	0	3	0	1	1	9	1.5
TOTAL	6-0	34/5.7	3-9	.333	0-3	.000	3-4	.750	2	2	4	0.7	4	0	3	0	1	1	9	1.5

GAME-BY-GAME STATS

Opponent	Date	gs	min	Total		3-Pointers		Free throws		Rebounds				pf	a	t/o	blk	stl	pts	avg
				fg-fga	pct	3fg-fga	pct	ft-fga	pct	off	def	tot	avg							
vs Boston College	12/03/20	7	1-1	1.000	0-0	.000	0-0	.000	2	0	2	2.0	1	0	0	1	0	2	2.0	
STETSON	12/06/20	10	2-5	.400	0-1	.000	2-2	1.000	0	1	1	1.5	2	1	0	0	0	6	4.0	
at Florida St.	12/12/20	2	0-1	.000	0-1	.000	0-0	.000	0	0	0	1.0	0	0	0	0	0	0	2.7	
at Vanderbilt	12/30/20	8	0-1	.000	0-1	.000	1-2	.500	0	1	1	1.0	0	1	0	0	1	1	2.3	
LSU	01/02/21	5	0-1	.000	0-0	.000	0-0	.000	0	0	0	0.8	1	0	0	0	0	0	1.8	
at Alabama	01/05/21	2	0-0	.000	0-0	.000	0-0	.000	0	0	0	0.7	0	1	0	0	0	0	1.5	
Totals		0	34	3-9	.333	0-3	.000	3-4	.750	2	2	4	0.7	4	3	0	1	1	9	1.5

Games played: 6
 Minutes/game: 5.7
 Points/game: 1.5
 FG Pct: 33.3
 3FG Pct: 0.0
 FT Pct: 75.0

Rebounds/game: 0.7
 Assists/game: 0.5
 Assist/turnover ratio: 99.9
 Steals/game: 0.2
 Blocks/game: 0.2

GAME HIGHS

Points	2020-21/Career 6, vs. Stetson (12/6/20)
Rebounds	2020-21/Career 2, vs. BC (12/3/20)
Field Goals	2020-21/Career 2, vs. Stetson (12/6/20)
Field Goal Attempts	2020-21/Career 5, vs. Stetson (12/6/20)
3-Point Field Goals	2020-21/Career ---
3-Point FG Attempts	2020-21/Career 1, 3x, last at Vanderbilt (12/30/20)
Free Throws	2020-21/Career 2, vs. Stetson (12/6/20)
Free Throw Attempts	2020-21/Career 2, 2x, last at Vanderbilt (12/30/20)
Assists	2020-21/Career 1, 3x, last at Alabama (1/5/21)
Steals	2020-21/Career 1, at Vanderbilt (12/30/20)
Blocked Shots	2020-21/Career 1, vs. Boston College (12/3/20)
Minutes Played	2020-21/Career 10, vs. Stetson (12/6/20)

WALK-ONS

#3 ALEX KLATSKY

FRESHMAN | G | 6-4 | 185 | COLTS NECK, N.J. | RANNEY SCHOOL

OVERVIEW

- An elite shooter who can help stretch defenses and brings high-level winning experience both in high school and AAU.
- Took a developmental redshirt year in 2019-20.
- Four-year varsity starter and two-year captain, part of 104 wins in his career.
- Teammates with Scottie Lewis in high school and middle school.

2020-21 HIGHLIGHTS

- Gives the Gators depth at the shooting guard position.
- Made his first appearance as a Gator in the win vs. Stetson.



CAREER STATS

Season	gp-gs	min/avg	Total		3-Point		F-Throws		Rebounds				Scoring								
			fg-fga	pct	fg-fga	pct	ft-fga	pct	off	def	tot	avg	pf	fo	ast	to	blk	stl	pts	avg	
2020-21	2-0	5/2.5	0-1	.000	0-1	.000	0-0	.000	0	0	0	0.0	0	0	0	0	0	0	0	0	0.0
TOTAL	2-0	5/2.5	0-1	.000	0-1	.000	0-0	.000	0	0	0	0.0	0	0	0	0	0	0	0	0	0.0

GAME-BY-GAME STATS

Opponent	Date	gs	min	Total		3-Pointers		Free throws		Rebounds				pf	a	t/o	blk	stl	pts	avg
				fg-fga	pct	3fg-fga	pct	ft-fga	pct	off	def	tot	avg							
STETSON	12/06/20	4	0-1	.000	0-1	.000	0-0	.000	0	0	0	0.0	0	0	0	0	0	0	0	0.0
at Alabama	01/05/21	1	0-0	.000	0-0	.000	0-0	.000	0	0	0	0.0	0	0	0	0	0	0	0.0	
Totals		0	5	0-1	.000	0-1	.000	0-0	.000	0	0	0	0.0	0	0	0	0	0	0	0.0

#20 JACK MAY

FRESHMAN | G | 6-4 | 175 | BOCA RATON, FLA. | SAINT ANDREW'S SCHOOL

OVERVIEW

- Brings winning experience to the Gators as a walk-on.
- Helped Saint Andrew's to the 2020 3A state championship, getting a pair of key baskets and a steal in the final minutes of the game.
- Named to Palm Beach Post's All-County second team for small schools, averaging 10.6 points per game as a senior.
- While growing up, his father, Dusty, was on Mike White's staff for seven seasons at Louisiana Tech (2011-15) and Florida (2015-18). Dusty has been Florida Atlantic's head coach since 2018.

2020-21 HIGHLIGHTS

- Provides backcourt depth for the Gators.
- Made his first appearance as a Gator in the win vs. Stetson.



CAREER STATS

Season	gp-gs	min/avg	Total		3-Point		F-Throws		Rebounds				Scoring								
			fg-fga	pct	fg-fga	pct	ft-fga	pct	off	def	tot	avg	pf	fo	ast	to	blk	stl	pts	avg	
2020-21	2-0	2/1.0	0-0	.000	0-0	.000	0-0	.000	0	1	1	0.5	1	0	0	0	0	0	0	0	0.0
TOTAL	2-0	2/1.0	0-0	.000	0-0	.000	0-0	.000	0	1	1	0.5	1	0	0	0	0	0	0	0	0.0

GAME-BY-GAME STATS

Opponent	Date	gs	min	Total		3-Pointers		Free throws		Rebounds				pf	a	t/o	blk	stl	pts	avg
				fg-fga	pct	3fg-fga	pct	ft-fga	pct	off	def	tot	avg							
STETSON	12/06/20	1	0-0	.000	0-0	.000	0-0	.000	0	1	1	1.0	1	0	0	0	0	0	0	0.0
at Alabama	01/05/21	1	0-0	.000	0-0	.000	0-0	.000	0	0	0	0.5	0	0	0	0	0	0	0.0	
Totals		0	2	0-0	.000	0-0	.000	0-0	.000	0	1	1	0.5	1	0	0	0	0	0	0.0

2020-21 Box Scores



Official Basketball Box Score - Final
Army West Point at Florida
12/02/20 Bubbeville, Montville, Conn.
2020-21 Men's Basketball

Game Time: 2:30 PM
Game Duration: 2:10

Officials: Todd Austin, Mike Kitis, Jr., Rob Tyberiski

Army West Point - 69

Record: 3-1

NO.	Name	Min	FG		3P		FT		Rebounds		Fouls		TP	AS	TO	ST	Blocks		+/-
			M	A	M	A	O	R	O	R	OR	DR					PF	FD	
34	Charlie Peterson	F	22:33	2-4	0-0	0-4	1	2	3	5	2	4	0	0	0	0	0	1	6
35	Alex King	F	27:19	3-6	2-4	1-2	0	3	3	5	2	9	0	5	2	0	0	1	1
0	Josh Caldwell	G	32:07	4-9	0-2	4-6	2	2	4	1	5	12	1	2	1	0	1	-7	
1	Jalen Rucker	G	29:36	4-12	2-4	2-2	0	3	3	4	4	12	6	5	1	0	1	-3	
13	Lonnice Grayson	G	34:28	4-13	3-8	2-2	1	7	8	3	3	13	3	4	3	0	0	0	
12	Nick Finke		16:47	2-2	0-0	0-1	3	2	5	3	2	4	1	2	0	0	0	-8	
23	Aaron Duhart		11:04	1-2	0-0	0-1	0	0	0	3	2	3	1	0	0	0	0	-9	
10	Tucker Blackwell		10:25	1-2	0-0	2-2	0	0	0	1	2	4	1	0	0	0	1	-6	
24	Jared Cross		15:41	3-6	3-6	0-0	0	3	3	2	9	0	1	0	0	0	0	-9	
Team							2	4	6			0							
Totals			24:56	10-24	11-19	9	26	35	27	22	69	15	20	7	0	4	-7		

Technical Fouls: NONE

Florida - 76

Record: 1-0

NO.	Name	Min	FG		3P		FT		Rebounds		Fouls		TP	AS	TO	ST	Blocks		+/-
			M	A	M	A	O	R	O	R	OR	DR					PF	FD	
11	Keyontae Johnson	F	27:23	6-10	1-3	3-6	0	3	3	4	4	16	2	5	2	0	0	18	
12	Colin Castleton	F	21:21	3-4	0-0	3-4	3	5	8	3	5	9	0	1	0	1	0	7	
1	Tre Mann	G	32:30	6-13	1-2	6-8	1	5	6	2	6	19	4	4	5	0	0	9	
10	Noah Locke	G	29:42	2-8	1-3	2-2	1	2	3	2	2	7	0	0	1	1	0	-4	
23	Scottie Lewis	G	24:06	2-3	0-0	4-5	0	2	2	3	3	8	0	1	2	1	0	-1	
5	Omar Payne		18:17	1-1	0-0	0-2	0	4	4	3	1	2	0	0	1	1	0	-3	
22	Tyree Appleby		21:21	4-6	1-3	6-7	0	1	1	3	5	15	3	2	1	0	0	7	
4	Anthony Duruji		13:30	0-3	0-2	0-2	1	3	4	1	0	0	1	0	0	0	0	5	
2	Samson Ruzhentsev		07:42	0-1	0-1	0-0	0	0	0	1	0	1	0	0	0	0	0	-3	
0	Ques Glover		03:18	0-1	0-1	0-0	0	0	0	0	0	0	0	0	0	0	0	0	
Team							1	2	3		0	0							
Totals			24:50	4-15	24-36	7	27	34	22	27	76	10	14	12	4	0	7		

Technical Fouls: NONE

Biggest lead	USM		UFL	
	1st	2nd	1st	2nd
Best Scoring Run	12 (1 st 9:21)	7 (2 nd 0:18)	7	24
Lead Changes	7 (1 st 17:38)	12 (2 nd 12:42)	8	10
Times Tied	5			
Time with Lead	25:42		11:38	

Points from Turnovers	USM		UFL	
	1st	2nd	1st	2nd
Paint	26		30	
Second Chance	8		10	
Fast Breaks	14		14	
Bench	19		17	

Technical Fouls: NONE



Official Basketball Box Score - Final
Florida at Boston College
12/03/20 Morgan Sun, Montville, Conn.
Roman Legends Classic presented by Old Trapper

Game Time: 9:30 PM
Game Duration: 2:00

Officials: Terry Wymer, Mike Kitis Jr., Todd Austin

Florida - 90

Record: 2-0

NO.	Name	Min	FG		3P		FT		Rebounds		Fouls		TP	AS	TO	ST	Blocks		+/-
			M	A	M	A	O	R	O	R	OR	DR					PF	FD	
11	Keyontae Johnson	F	26:54	10-13	2-3	2-2	0	12	12	2	3	24	1	4	1	0	0	28	
12	Colin Castleton	F	21:41	1-3	0-0	1-1	1	1	2	3	2	3	1	1	1	2	0	21	
1	Tre Mann	G	28:56	6-9	2-2	3-3	0	2	4	3	17	6	1	0	0	1	10		
10	Noah Locke	G	25:02	5-12	2-7	0-0	0	3	3	1	12	1	0	0	0	0	6		
23	Scottie Lewis	G	32:22	4-6	1-1	5-8	0	5	5	1	14	0	3	2	2	0	29		
5	Omar Payne		16:57	5-6	0-0	0-0	1	0	1	3	0	10	1	2	1	1	0	0	
4	Anthony Duruji		13:00	1-6	0-2	0-0	0	2	2	3	1	2	0	0	1	0	0	-2	
22	Tyree Appleby		19:43	2-5	0-1	2-2	0	0	0	4	2	6	3	5	2	0	0	17	
44	Niels Lane		08:02	1-1	0-0	0-0	2	0	2	1	0	2	0	0	0	1	0	-3	
0	Ques Glover		02:49	0-0	0-0	0-0	0	0	0	0	0	0	0	0	0	0	0	2	
2	Samson Ruzhentsev		03:12	0-1	0-1	0-0	0	0	0	0	0	0	0	0	0	0	0	-7	
33	Jason Jitoboh		01:22	0-0	0-0	0-0	0	1	1	0	0	0	0	0	0	0	0	-1	
Team							3	2	5		0		1						
Totals			35:52	7-17	13-16	7	28	35	23	16	90	13	17	8	6	2	-20		

Technical Fouls: NONE

1 st FG%	3PT%	FT%	1 st FG%	3PT%	FT%
18-32	56.3%	77.0	18-32	56.3%	77.0
6-11	54.5%	100%	6-11	54.5%	100%
7-7	100%	100%	7-7	100%	100%
13-30	56.7%	7-30	13-30	56.7%	7-30
1-6	16.7%	1-6	1-6	16.7%	1-6
6-9	66.7%	6-9	6-9	66.7%	6-9
35-62	56.5%	35-62	35-62	56.5%	35-62
7-17	41.2%	7-17	7-17	41.2%	7-17
13-16	81.3%	13-16	13-16	81.3%	13-16
Dead Ball Rebounds: 0.0					

Boston College - 70

Record: 1-3

NO.	Name	Min	FG		3P		FT		Rebounds		Fouls		TP	AS	TO	ST	Blocks		+/-
			M	A	M	A	O	R	O	R	OR	DR					PF	FD	
1	CJ Felder	F	23:38	3-7	1-3	4-6	1	0	1	3	4	11	1	0	1	1	2	-5	
4	Steffon Mitchell	F	33:26	2-5	1-4	3-6	1	3	4	2	4	8	2	1	4	0	0	-23	
4	Makai Ashton-Langford	G	24:47	2-8	0-3	4-7	2	3	5	3	8	8	2	4	3	0	0	-20	
5	Jay Heath	G	34:00	1-5	0-2	3-4	0	3	3	2	3	5	3	4	0	0	-19		
10	Wynston Tabbs	G	21:56	5-9	2-3	0-0	0	3	3	3	0	12	2	0	0	2	-20		
15	DeMarr Langford		19:35	2-4	0-1	2-2	0	2	2	1	1	6	2	1	0	0	1	4	
22	Rich Kelly		21:59	4-8	3-4	2-4	0	2	2	1	3	13	1	2	0	0	0	-8	
33	James Karnik		17:55	3-6	1-3	0-0	2	4	6	2	0	7	0	2	1	1	-11		
14	Kaman Williams		01:22	0-1	0-1	0-0	0	0	0	0	0	0	0	0	0	0	0	1	
32	Justin Vander Baan		01:22	0-0	0-0	0-0	0	0	0	0	0	0	0	0	0	0	0	0	
Team							1	3	4		0		1						
Totals			22:53	8-24	18-29	7	23	30	18	23	70	11	17	10	2	6	-20		

Technical Fouls: Coach 2nd 9:21 Coach 2nd 6:44

Biggest lead	UF		BC	
	1st	2nd	1st	2nd
Best Scoring Run	31 (2 nd 7:55)	2 (1 st 18:23)	26	13
Lead Changes	4	8 (2 nd 6:21)	9	4
Times Tied	2			
Time with Lead	38:10		00:50	

Points from Turnovers	UF		BC		
	1st	2nd	1st	2nd	
Paint	50		26		
Second Chance	9		4		
Fast Breaks	12		12		
Bench	29		41		70



Official Basketball Box Score - Final
Stetson at Florida
12/06/20 Exactech Arena at Stephen C. O'Connell Center, Gainesville
2020-21 Men's Basketball

Game Time: 2:00 PM
Game Duration: 2:13
Attendance: 2,193

Officials: Joe Lindsay, Chuck Jones, William Covington

Stetson - 40

Record: 0-3

NO.	Name	Min	FG		3P		FT		Rebounds		Fouls		TP	AS	TO	ST	Blocks		+/-
			M	A	M	A	O	R	O	R	OR	DR					PF	FD	
15	Joel Kabimba	F	11:24	0-2	0-1	1-2	1	1	2	1	3	1	0	5	0	1	1	-14	
15	Mahamadou Diawara	C	22:48	0-5	0-0	1-2	3	2	5	2	2	1	0	4	1	0	0	-27	
0	Christiaan Jones	G	06:09	1-2	0-0	0	1	1	0	0	0	2	0	1	0	0	0	-4	
2	Rob Perry	G	28:25	3-14	1-6	6-7	0	2	2	4	7	13	1	3	0	0	0	-34	
11	Chase Johnston		33:10	3-11	2-7	2-3	0	2	2	2	3	10	3	3	2	0	0	-43	
30	Stephan Swenson		24:13	0-5	0-2	0-0	0	2	2	2	2	0	3	2	0	0	0	-33	
1	Whazza Panzo		11:02	1-2	1-1	0	1	3	4	0	3	0	1	0	0	0	0	-18	
5	GianCarlo Valdez		20:49	1-3	0-2	4-4	0	0	0	0	3	3	1	1	0	0	0	-20	
12	Josh Smith		17:34	0-3	0-1	0	2	2	2	2	1	0	0	0	0	0	0	-18	
4	Keith Lamar		18:32	1-4	0-2	0-2	5	5	10	0	1	2	1	2	0	0	0	-13	
32	Gabriel Wuor		01:58	0-0	0-0	0-0	0	0	0	0	0	0	0	0	0	0	0	-2	
22	Davante Robinson		01:58	0-0	0-0	1-2	0	0	0	0	1	1	0	0	0	0	0	-2	
33	Wyatt Holmann		01:58	0-0	0-0	0-0	0	0	0	0	0	0	0	0	0	0	0	-2	
Team							3	2	5		0		1						
Totals			10:51	4-23	16-24	14	20	34	21	24	40	6	23						

2020-21 Box Scores



Official Basketball Box Score - Final
Florida at Vanderbilt
 12/30/20 Memorial Gymnasium, Nashville
 2020-21 Men's Basketball

Game Time: 8:00 PM
 Game Duration: 2:09
 Attendance: 94

Officials: Anthony Jordan, Todd Austin, K.B. Burdett, Jr.

Florida - 91		Record: 4-1 (1-0)												
NO.	Name	Min	FG	3P	FT	Rebounds	Fouls	TP	AS	TO	ST	Blocks	+	-
			M-A	M-A	M-A	OR DR TOT	PF FD					BS BA		
4	Anthony Duruji	F 27:05	4-5	1-1	2-2	1 4 5	4 1	11	0	1	2	3 1	6	
12	Colin Castleton	F 29:55	11-13	0-0	1-4	3 2 5	3 2	23	1	0	0	2 1	6	
1	Tre Mann	G 33:03	3-10	1-4	2-4	1 9 10	4 3	9	4	6	0	0 0	18	
10	Noah Locke	G 28:41	4-6	2-3	0-1	0 2 2	2 3	10	1	2	1	2 0	11	
23	Scottie Lewis	G 31:48	5-8	2-4	4-4	0 5 5	4 3	16	4	1	1	2 0	11	
22	Tyree Appleby	27:18	4-8	1-3	4-4	1 3 4	3 4	13	3	0	2	0 2	18	
5	Omar Payne	G 10:05	1-1	0-0	2-4	1 0 1	1 2	4	0	1	0	0 0	13	
0	Ques Glover	04:18	2-3	0-1	0-0	0 1 1	2 0	4	0	2	2	0 0	2	
44	Niels Lane	07:47	0-1	0-1	1-2	0 1 1	0 1	1	1	0	1	0 0	10	
Team						1 1 2		0						
Totals			34-55	7-17	16-25	8 28 36	23 19	91	14	14	9	9 4	19	

Shooting By Period	
1 st FG%	16-30 53.3%
3PT%	5-11 45.5%
FT%	6-10 60%
2 nd FG%	18-25 72.0%
3PT%	2-6 33.3%
FT%	10-15 66.7%
GM FG%	34-55 61.8%
3PT%	7-17 41.2%
FT%	16-25 64.0%

Dead Ball Rebounds: 4.0

Vanderbilt - 72		Record: 4-3 (0-1)												
NO.	Name	Min	FG	3P	FT	Rebounds	Fouls	TP	AS	TO	ST	Blocks	+	-
			M-A	M-A	M-A	OR DR TOT	PF FD					BS BA		
1	Dylan Disu	F 34:02	4-9	0-0	6-7	3 5 8	4 10	14	3	3	0	0 1	-10	
10	Myles Stute	F 31:15	4-7	3-4	0-0	0 3 3	0 0	11	0	2	1	1	-10	
2	Scotty Pippen Jr.	G 34:35	6-16	0-4	6-8	1 2 3	4 8	18	6	3	3	2 3	-15	
5	D.J. Harvey	G 24:40	1-10	0-3	2-2	1 3 4	1 1	4	1	1	0	0 2	-3	
12	Trey Thomas	G 23:49	4-6	4-5	0-0	1 1 3	0 0	12	1	0	0	0 2	-1	
3	Maxwell Evans	15:31	0-1	0-1	2-2	0 0 0	2 2	2	0	1	1	0 0	-21	
4	Jordan Wright	13:04	2-5	1-2	0-1	0 2 2	2 1	5	0	2	1	1 0	-10	
42	Quentin Milora-Brown	12:28	3-3	0-0	0-0	2 0 2	2 1	6	1	2	0	0 0	-13	
13	Issac McBride	06:10	0-1	0-1	0-0	0 2 2	1 0	0	0	0	0	0 0	-7	
0	Tyrin Lawrence	04:26	0-0	0-0	0-0	1 0 1	0 0	0	0	0	0	0 0	-5	
Team						2 0 2		0						
Totals			24-58	8-20	16-20	10 18 28	19 23	72	12	16	6	4 9	-19	

Shooting By Period	
1 st FG%	11-30 36.7%
3PT%	4-12 33.3%
FT%	3-4 75%
2 nd FG%	13-28 46.4%
3PT%	4-8 50.0%
FT%	13-16 81.3%
GM FG%	24-58 41.4%
3PT%	8-20 40.0%
FT%	16-20 80.0%

Dead Ball Rebounds: 0.0

Technical Fouls: NONE							
Points from Turnovers		Fla.		Vandy		Period by Period Scoring	
Turnovers	20	8	8	1st	2nd	TOT	
Paint	46	30	8				
Second Chance	6	8	8	Fla.	43	48	91
Fast Breaks	26	6	6	Vandy	29	43	72
Bench	22	13	13				



Official Basketball Box Score - Final
LSU at Florida
 01/02/21 Exactech Arena at Stephen C. O'Connell Center, Gainesville
 2020-21 Men's Basketball

Game Time: 2:00 PM
 Game Duration: 2:19
 Attendance: 2,211

Officials: Tony Greene, Chuck Jones, Will Howard

LSU - 79		Record: 6-2 (1-1)												
NO.	Name	Min	FG	3P	FT	Rebounds	Fouls	TP	AS	TO	ST	Blocks	+	-
			M-A	M-A	M-A	OR DR TOT	PF FD					BS BA		
0	Mwan Wilkinon	F 23:14	1-2	0-0	2-2	4 1 5	3 0	4	2	1	0	1 0	6	
2	Trendon Watford	F 38:58	7-19	2-3	5-7	6 2 8	3 8	21	3	1	1	1 0	-9	
4	Darius Days	F 21:30	1-5	0-1	0-1	1 2 3	4 2	2	0	2	0	0 1	-1	
1	Javonte Smart	G 35:29	7-12	2-4	4-4	1 5 6	2 4	20	2	3	1	0 1	-3	
24	Cameron Thomas	G 35:01	7-19	3-10	11-11	1 2 3	1 5	28	1	2	3	0 0	-10	
21	Charles Manning, Jr.	15:14	1-3	0-0	0-0	0 1 1	1 1	0	0	0	0	0 0	-7	
11	Josh LeBlanc	12:02	0-0	0-0	0-0	0 0 0	0 0	0	0	1	0	0 0	4	
25	Eric Gaines	16:22	1-1	0-0	0-0	0 2 0	2 0	2	1	3	2	0 0	0	
3	Jalen Cook	02:10	0-0	0-0	0-0	0 0 0	0 0	0	0	0	0	0 0	0	
Team						1 2 3		0						
Totals			25-61	7-18	22-25	14 17 31	20 19	79	9	13	8	2 2	-4	

Shooting By Period	
1 st FG%	13-28 46.4%
3PT%	5-8 62.5%
FT%	9-10 90%
2 nd FG%	12-33 36.4%
3PT%	2-10 20.0%
FT%	13-15 86.7%
GM FG%	25-61 41.0%
3PT%	7-18 38.9%
FT%	22-25 88.0%

Dead Ball Rebounds: 1.0

Florida - 83		Record: 5-1 (2-0)												
NO.	Name	Min	FG	3P	FT	Rebounds	Fouls	TP	AS	TO	ST	Blocks	+	-
			M-A	M-A	M-A	OR DR TOT	PF FD					BS BA		
4	Anthony Duruji	F 34:08	6-12	2-5	2-2	6 1 7	3 1	16	1	3	0	0 0	5	
12	Colin Castleton	F 19:26	7-10	0-0	7-7	3 3 6	3 5	21	0	1	0	1 0	2	
1	Tre Mann	G 34:08	7-12	3-6	2-2	0 5 5	4 4	19	1	2	1	0 0	9	
10	Noah Locke	G 25:59	3-9	0-5	0-1	0 3 3	2 1	6	0	1	2	0 1	-8	
23	Scottie Lewis	G 38:47	5-10	3-7	7-9	2 3 5	1 7	17	2	0	2	0 0	5	
5	Omar Payne	18:18	0-1	0-0	2-2	1 3 4	1 2	0	0	0	1	0 0	0	
22	Tyree Appleby	22:16	1-3	0-2	0-0	0 3 3	2 0	2	5	5	0	0 0	8	
15	Osayi Osifo	02:16	0-0	0-0	0-0	0 1 1	0 0	0	0	0	0	0 0	2	
44	Niels Lane	04:42	0-1	0-0	0-0	0 0 0	0 0	0	0	0	0	0 0	1	
2	Samson Ruzhentssev	00:00												
Team						1 0 1		0						
Totals			29-58	5-21	20-23	13 22 35	20 20	83	9	13	5	2 2	4	

Shooting By Period	
1 st FG%	15-26 57.7%
3PT%	3-11 27.3%
FT%	7-8 87.5%
2 nd FG%	14-32 43.8%
3PT%	2-10 20.0%
FT%	13-15 86.7%
GM FG%	29-58 50.0%
3PT%	5-21 23.8%
FT%	20-23 87.0%

Dead Ball Rebounds: 2.2

Technical Fouls: Castleton 2 nd 6.41							
Points from Turnovers		LSU		FLA		Period by Period Scoring	
Turnovers	15	13	8	1st	2nd	TOT	
Paint	30	34	8				
Second Chance	14	18	18	LSU	40	39	79
Fast Breaks	8	7	7	FLA	40	43	83
Bench	4	4	4				



Official Basketball Box Score - Final
Florida at Alabama
 01/05/21 Coleman Coliseum, Tuscaloosa
 2020-21 Men's Basketball

Game Time: 6:00 PM
 Game Duration: 2:07
 Attendance: 2,055

Officials: Doug Shows, Bart Lenox, John Gathney

Florida - 71		Record: 5-2 (2-1)												
NO.	Name	Min	FG	3P	FT	Rebounds	Fouls	TP	AS	TO	ST	Blocks	+	-
			M-A	M-A	M-A	OR DR TOT	PF FD					BS BA		
4	Anthony Duruji	F 30:03	3-11	1-3	1-2	3 3 6	1 1	8	1	1	2	0 1	-24	
12	Colin Castleton	F 26:13	6-11	0-0	1-3	4 4 8	3 2	13	1	2	0	0 1	-15	
1	Tre Mann	G 34:37	4-11	2-4	1-2	2 4 6	2 2	11	6	2	3	0 2	-17	
10	Noah Locke	G 30:28	4-11	3-6	0-1	1 1 2	2 4	11	0	1	0	0 0	-13	
23	Scottie Lewis	G 19:42	1-6	0-1	0-0	0 1 1	1 4	0	2	0	3	1 2	0	
22	Tyree Appleby	30:46	6-12	2-4	4-4	1 4 5	1 6	18	3	3	2	1 1	-15	
5	Omar Payne	10:01	1-1	0-0	0-0	1 1 1	3 1	2	0	1	1	1 0	-3	
15	Osayi Osifo	05:57	1-1	0-0	1-2	0 0 0	2 1	3	1	0	0	0 0	-3	
0	Ques Glover	07:17	0-3	0-1	0-0	1 1 2	1 1	0	1	1	0	0 0	-13	
44	Niels Lane	02:00	0-0	0-0	0-0	0 0 0	0 0	0	1	0	0	0 0	6	
2	Samson Ruzhentssev	01:34	1-1	1-1	0-0	0 0 0	0 0	0	3	0	0	0 0	6	
3	Alex Klatsky	00:41	0-0	0-0	0-0	0 0 0	0 0	0	0	0	0	0 0	5	
20	Jack May	00:41	0-0	0-0	0-0	0 0 0	0 0							

2020-21 MISCELLANEOUS STATS

TIMES LED UP IN SCORING

<i>Includes times co-led</i>	Season	Career
Keyontae Johnson	2	18
Colin Castleton	2	2
Tre Mann	1	1
Scottie Lewis	1	4
Tyree Appleby	1	1
Noah Locke	0	9
Ques Glover	0	1
Omar Payne	0	1

TIMES LED UP IN REBOUNDING

<i>Includes times co-led</i>	Season	Career
Colin Castleton	2	2
Tre Mann	2	2
Keyontae Johnson	1	26
Scottie Lewis	1	4
Anthony Duruji	1	1
Noah Locke	0	2
Omar Payne	0	1

TIMES LED UP IN ASSISTS

<i>Includes times co-led</i>	Season	Career
Tre Mann	5	5
Scottie Lewis	2	2
Tyree Appleby	1	1
Keyontae Johnson	0	3
Noah Locke	0	3

DOUBLE-FIGURE SCORING GAMES

	Season	Career
Tre Mann	6	11
Scottie Lewis	5	14
Noah Locke	4	37
Keyontae Johnson	3	37
Tyree Appleby	3	3
Colin Castleton	3	3
Anthony Duruji	2	2
Omar Payne	1	3
Ques Glover	0	3

20-POINT GAMES

	Season	Career
Colin Castleton	2	2
Keyontae Johnson	1	8
Noah Locke	0	3

30-POINT GAMES

	Season	Career
None		

DOUBLE-FIGURE REBOUNDING GAMES

	Season	Career
Keyontae Johnson	1	14
Scottie Lewis	1	2
Tre Mann	1	1
Noah Locke	0	1
Omar Payne	0	1

DOUBLE-FIGURE ASSIST GAMES

	Season	Career
None		

DOUBLE-DOUBLES

	Season	Career
Keyontae Johnson	1	13
Scottie Lewis	1	2
Noah Locke	0	1
Omar Payne	0	1

TRIPLE-DOUBLES

	Season	Career
None		

DUNKS (TOTAL: 24)

	Season	Career
Colin Castleton	13	13
Omar Payne	5	30
Keyontae Johnson	4	53
Anthony Duruji	3	3
Scottie Lewis	2	11
Osayi Osifo	1	1
Jason Jitoboh	0	2
Noah Locke	0	2

CHARGES DRAWN (TOTAL: 5)

	Season	Career
Keyontae Johnson	2	25
Tre Mann	1	6
Tyree Appleby	1	1
Samson Ruzhentsev	1	1
Ques Glover	0	2
Noah Locke	0	1

POINT DISTRIBUTION (%)

Freshmen	17	3.0%
Sophomores	227	40.0%
Juniors	324	57.0%
Seniors	---	---
TOTAL	568	

TECHNICAL FOULS

Opponents	3
Florida	3

SHOT CLOCK EXPIRED

Opponents	2
Florida	3

10-SECOND VIOLATION

Opponents	1
Florida	0

FIRST OFF THE BENCH

<i>Includes all if multiple players enter</i>	Season	Career
Omar Payne	4	14
Tyree Appleby	4	4
Keyontae Johnson	0	9
Tre Mann	0	9
Ques Glover	0	8
Noah Locke	0	8
Scottie Lewis	0	6
Jason Jitoboh	0	3

SCORED UP'S FIRST POINTS

	Season	Career
Tre Mann	3	3
Keyontae Johnson	2	10
Anthony Duruji	1	1
Noah Locke	1	11
Scottie Lewis	0	3
Omar Payne	0	2

HOW UP'S FIRST POINTS SCORED

3-Pointer	4
Layup	2
Jump Shot	1
Free Throw	0
Dunk	0

OLD FASHIONED 3-POINT PLAYS

<i>Ordered by most conversions</i>	Season	Career
Scottie Lewis	5-6	8-11
Keyontae Johnson	2-2	16-22
Tre Mann	1-1	3-4
Tyree Appleby	1-1	1-1
Colin Castleton	1-1	1-1
Noah Locke	0-1	2-3
Ques Glover	0-0	2-5
Omar Payne	0-0	1-3
TOTALS	10-12	34-50
	.833	.680

4-POINT PLAYS

<i>Ordered by most conversions</i>	Season	Career
Noah Locke	0-0	1-1
Ques Glover	0-0	0-1
TOTALS	0-0	1-2

3-POINTER STREAK - TEAM

Florida:	120 (at SC, 1/18/17)
Opponents:	731 (FAMU, 12/4/99)

PLAYERS IN DOUBLE FIGURES

Players	Games
1	0
2	1
3	1
4	3
5	2

RUNS OF 10-0 OR BETTER

Run	Occurrences
10-0	0
11-0	1
12-0	1
13-0	2
14-0	0
15-0	0

Largest run: 13-0, vs. Boston College, 12/3/20; Stetson, 12/6/20

LINEUPS AND RECORD

<i>(Listed by position 1-5; Ordered by most wins)</i>		
Mann, Locke, Lewis, Johnson, Castleton		3-1
Mann, Locke, Lewis, Duruji, Castleton		2-1

2020-21 MISCELLANEOUS STATS

STREAKS

Streak stats below are consecutive team games; i.e., a player's streak starts over if he misses a game.

GAMES PLAYED

Noah Locke 74, Tre Mann 32, Scottie Lewis 26, Omar Payne 8, Tyree Appleby 7, Colin Castleton 7, Anthony Duruji 7, Niels Lane 6, Ques Glover 1, Alex Klatsky 1, Jack May 1, Osayi Osifo 1, Samson Ruzhentsev 1

STARTS

Noah Locke 34, Scottie Lewis 19, Colin Castleton 7, Tre Mann 7, Anthony Duruji 3

GAMES SCORED

Scottie Lewis 19, Tre Mann 15, Noah Locke 11, Omar Payne 8, Tyree Appleby 8, Colin Castleton 7, Anthony Duruji 6

GAMES WITH A 3-POINTER

Tre Mann 7, Anthony Duruji 3, Tyree Appleby 1, Noah Locke 1, Samson Ruzhentsev 1

GAMES WITH A REBOUND

Scottie Lewis 20, Omar Payne 8, Colin Castleton 7, Anthony Duruji 7, Tre Mann 7, Tyree Appleby 5, Noah Locke 3, Ques Glover 1,

GAMES WITH AN ASSIST

Tyree Appleby 7, Tre Mann 7, Colin Castleton 1, Anthony Duruji 1, Ques Glover 1, Niels Lane 1, Osayi Osifo 1

CONSECUTIVE MADE FREE THROWS

	Active	Season High
Tyree Appleby	10	10
Keyontae Johnson	9	9
Scottie Lewis	3	8
Omar Payne	3	3
Ques Glover	2	2
Tre Mann	1	8
Colin Castleton	1	7
Anthony Duruji	1	4
Noah Locke	0	4
Osayi Osifo	0	3
Niels Lane	0	2

SCORING MARGIN

Largest Lead: 47, 86-39 vs. Stetson, 12/6/20

Largest Deficit: 21, 86-35 vs. Alabama, 1/5/21

Largest Deficit Overcome: 12, 27-15 vs. Army, 12/2/20

Largest Lead Lost: 9, 23-14, at Florida State, 12/12/20

Largest Margin of Victory: 46, vs. Stetson, 12/6/20

Largest Margin of Defeat: 15, at Alabama, 1/5/21

SITUATIONAL RECORDS

	2020-21	Under White
Scoring First	2-1	73-34
Leading at Half	3-0	92-23
Trailing at Half	1-2	17-40
Tied at Half	1-0	4-4
Leading with 5:00 Left	4-0	103-10
Trailing with 5:00 Left	0-2	8-54
Tied with 5:00 Left	1-0	2-3
In Overtime	0-0	5-4
In Double Overtime	0-0	2-0
When UF Outrebounds Opponent	4-1	61-22
When UF is Outrebounded	1-1	44-42
When Rebounds are the Same	0-0	7-3
When UF Commits More Turnovers	0-2	20-25
When UF Forces More Turnovers	3-0	81-39
When Turnovers are the Same	2-0	11-4
When UF Has More Free Throw Attempts	2-0	74-24
When Opponent Has More Free Throw Attempts	2-2	32-38
When Free Throw Attempts are the Same	1-0	7-5
When UF Shoots 45% or Better from the Field	5-0	69-8
When UF Shoots Less Than 45% from the Field	0-2	44-58
When Opponent Shoots 45% or Better from the Field	0-2	17-37
When Opponent Shoots Less Than 45% from the Field	5-0	96-30
When UF Shoots Same or Better Than Opponent from the Field	5-0	94-11
When Opponent Shoots Better Than UF from the Field	0-2	19-56
When UF Shoots 40% or Better from 3-Point Range	2-2	41-11
When UF Shoots Less Than 40% from 3-Point Range	3-0	70-55
When UF Shoots Better Than Opponent from 3-Point Range	3-1	74-14
When UF Shoots 75% or Better from the Line	3-0	46-24
When UF Shoots Less Than 75% from the Line	2-2	67-42
When UF Bench Equals or Outscores Opponent's	3-0	81-37
When Opponent Bench Outscores UF's	2-2	31-30
Following a UF win	3-2	66-47
Following a UF loss	1-0	43-19
When 3 or More Players Score in Double Figures	4-1	96-44
When 4 or More Players Score in Double Figures	4-1	55-16
When 5 or More Players Score in Double Figures	2-0	20-1
In White Uniforms	3-1	70-30
In Blue Uniforms	2-1	23-19
In Orange Uniforms	0-0	14-15
In Black Uniforms	0-0	6-3
In November	0-0	23-8
In December	4-1	21-12
In January	1-1	27-17
In February	0-0	25-16
In March	0-0	12-14
On Sunday	1-0	6-6
On Monday	0-0	3-1
On Tuesday	0-1	22-15
On Wednesday	2-0	21-9
On Thursday	1-0	15-0
On Friday	0-0	11-5
On Saturday	1-1	35-32



2020-21 Florida Men's Basketball Combined Team Statistics All games

Game Records

Record	Overall	Home	Away	Neutral
ALL GAMES	5-2	2-0	1-2	2-0
CONFERENCE	2-1	1-0	1-1	0-0
NON-CONFERENCE	3-1	1-0	0-1	2-0

Score by Periods

Team	1st	2nd	OT	TOT
Florida	264	304	0	568
Opponents	236	263	0	499

Team Box Score

No.	Player				Total		3-Point		F-Throw		Rebounds								PTS	AVG		
		GP-GS	MIN	AVG	FG-FGA	FG%	3FG-FGA	3FG%	FT-FTA	FT%	OFF	DEF	TOT	AVG	PF	DQ	A	TO			BLK	STL
11	JOHNSON, Keyontae	4-4	79:49	20.0	25-39	.641	3-7	.429	11-14	.786	2	16	18	4.5	6	0	5	11	0	4	64	16.0
1	MANN, Tre	7-7	219:30	31.4	36-80	.450	13-29	.448	17-22	.773	4	35	39	5.6	22	0	30	20	0	10	102	14.6
23	LEWIS, Scottie	7-7	209:58	30.0	25-51	.490	7-16	.438	29-37	.784	8	24	32	4.6	17	0	15	14	11	11	86	12.3
12	CASTLETON, Colin	7-7	152:05	21.7	34-49	.694	0-0	.000	15-24	.625	18	19	37	5.3	20	0	3	6	8	3	83	11.9
10	LOCKTE, Noah	7-7	179:59	25.7	25-59	.424	15-35	.429	4-7	.571	2	12	14	2.0	14	0	3	7	3	5	69	9.9
22	APPLEBY, Tyree	7-0	164:20	23.5	19-43	.442	6-19	.316	18-20	.900	2	15	17	2.4	17	0	20	21	1	12	62	8.9
4	DURUJI, Anthony	7-3	136:19	19.5	15-40	.375	4-14	.286	6-10	.600	12	16	28	4.0	20	1	3	6	3	5	40	5.7
5	PAYNE, Omar	7-0	110:09	15.7	11-16	.688	0-0	.000	4-8	.500	6	12	18	2.6	19	0	3	7	10	3	26	3.7
0	GLOVER, Ques	6-0	44:16	7.4	5-15	.333	1-5	.200	2-2	1.000	1	5	6	1.0	7	0	4	5	0	2	13	2.2
2	RUZHENTSEV, Samson	4-0	25:14	6.3	3-9	.333	2-7	.286	0-0	.000	1	1	2	0.5	1	0	1	1	1	1	8	2.0
44	LANE, Niels	6-0	34:36	5.8	3-9	.333	0-3	.000	3-4	.750	2	2	4	0.7	4	0	3	0	1	1	9	1.5
15	OSIFO, Osayi	4-0	32:37	8.2	1-3	.333	0-0	.000	4-6	.667	3	6	9	2.3	6	0	1	1	1	0	6	1.5
33	JITOBHOH, Jason	2-0	05:04	2.5	0-0	.000	0-0	.000	0-0	.000	0	3	3	1.5	1	0	0	1	0	0	0	0.0
20	MAY, Jack	2-0	01:29	0.7	0-0	.000	0-0	.000	0-0	.000	0	1	1	0.5	1	0	0	0	0	0	0	0.0
3	KLATSKY, Alex	2-0	04:35	2.3	0-1	.000	0-1	.000	0-0	.000	0	0	0	0.0	0	0	0	0	0	0	0	0.0
Team											13	16	29				3					
Total		7	1400		202-414	.488	51-136	.375	113-154	.734	74	183	257	36.7	155	1	91	103	39	57	568	81.1
Opponents		7	1400		162-400	.405	53-145	.366	122-168	.726	77	158	235	33.6	140	3	82	118	19	54	499	71.3

Team Statistics

	UF	OPP
Scoring	568	499
Points per game	81.1	71.3
Scoring margin	+9.9	-
Field goals-att	202-414	162-400
Field goal pct	.488	.405
3 point fg-att	51-136	53-145
3-point FG pct	.375	.366
3-pt FG made per game	7.3	7.6
Free throws-att	113-154	122-168
Free throw pct	.734	.726
F-Throws made per game	16.1	17.4
Rebounds	257	235
Rebounds per game	36.7	33.6
Rebounding margin	+3.1	-
Assists	91	82
Assists per game	13.0	11.7
Turnovers	103	118
Turnovers per game	14.7	16.9
Turnover margin	+2.1	-
Assist/turnover ratio	0.9	0.7
Steals	57	54
Steals per game	8.1	7.7
Blocks	39	19
Blocks per game	5.6	2.7
Winning streak	0	-
Home win streak	2	-
Attendance	4404	4910
Home games-Avg/Game	2-2202	3-1637
Neutral site-Avg/Game	-	2-0

Team Results

Date	Opponent		Score	Att.
12/02/2020	vs Army West Point	W	76-69	0
12/03/2020	vs Boston College	W	90-70	0
12/06/2020	Stetson	W	86-40	2193
12/12/2020	at Florida St.	L	71-83	2761
12/30/2020	at Vanderbilt	W	91-72	94
01/02/2021	LSU	W	83-79	2211
01/05/2021	at Alabama	L	71-86	2055



2020-21 Florida Men's Basketball Combined Team Statistics In Conference games

Game Records

Record	Overall	Home	Away	Neutral
ALL GAMES	2-1	1-0	1-1	0-0
CONFERENCE	2-1	1-0	1-1	0-0
NON-CONFERENCE	0-0	0-0	0-0	0-0

Score by Periods

Team	1st	2nd	OT	TOT
Florida	115	130	0	245
Opponents	108	129	0	237

Team Box Score

No.	Player	Total			3-Point		F-Throw		Rebounds				Other Stats									
		GP-GS	MIN	AVG	FG-FGA	FG%	3FG-FGA	3FG%	FT-FTA	FT%	OFF	DEF	TOT	AVG	PF	DQ	A	TO	BLK	STL	PTS	AVG
12	CASTLETON, Colin	3-3	75:34	25.2	24-34	.706	0-0	.000	9-14	.643	10	9	19	6.3	9	0	2	3	3	0	57	19.0
1	MANN, Tre	3-3	101:48	33.9	14-33	.424	6-14	.429	5-8	.625	3	18	21	7.0	10	0	11	10	0	4	39	13.0
4	DURUJI, Anthony	3-3	91:16	30.4	13-28	.464	4-9	.444	5-6	.833	10	8	18	6.0	8	0	2	5	3	4	35	11.7
23	LEWIS, Scottie	3-3	90:17	30.1	11-24	.458	2-8	.250	11-13	.846	2	9	11	3.7	9	0	6	4	4	4	35	11.7
22	APPLEBY, Tyree	3-0	80:20	26.8	11-23	.478	3-9	.333	8-8	1.000	2	10	12	4.0	6	0	11	8	1	4	33	11.0
10	LOCKE, Noah	3-3	85:08	28.4	11-26	.423	5-14	.357	0-3	.000	1	6	7	2.3	6	0	1	4	2	3	27	9.0
2	RUZHENTSEV, Samson	1-0	01:34	1.6	1-1	1.000	1-1	1.000	0-0	.000	0	0	0	0.0	0	0	0	0	0	0	3	3.0
5	PAYNE, Omar	3-0	38:24	12.8	2-3	.667	0-0	.000	4-6	.667	2	4	6	2.0	8	0	0	2	2	1	8	2.7
0	GLOVER, Ques	2-0	11:35	5.8	2-6	.333	0-2	.000	0-0	.000	1	2	3	1.5	3	0	1	3	0	2	4	2.0
15	OSIFO, Osayi	2-0	08:13	4.1	1-1	1.000	0-0	.000	1-2	.500	0	1	1	0.5	2	0	1	0	0	0	3	1.5
44	LANE, Niels	3-0	14:29	4.8	0-2	.000	0-1	.000	1-2	.500	0	1	1	0.3	1	0	2	0	0	1	1	0.3
3	KLATSKY, Alex	1-0	00:41	0.7	0-0	.000	0-0	.000	0-0	.000	0	0	0	0.0	0	0	0	0	0	0	0	0.0
20	MAY, Jack	1-0	00:41	0.7	0-0	.000	0-0	.000	0-0	.000	0	0	0	0.0	0	0	0	0	0	0	0	0.0
Team											5	6	11				2					
Total		3	600		90-181	.497	21-58	.362	44-62	.710	36	74	110	36.7	62	0	37	41	15	23	245	81.7
Opponents		3	600		80-186	.430	23-58	.397	54-66	.818	39	64	103	34.3	57	1	33	42	12	24	237	79.0

Team Statistics

	UF	OPP
Scoring	245	237
Points per game	81.7	79.0
Scoring margin	+2.7	-
Field goals-att	90-181	80-186
Field goal pct	.497	.430
3 point fg-att	21-58	23-58
3-point FG pct	.362	.397
3-pt FG made per game	7.0	7.7
Free throws-att	44-62	54-66
Free throw pct	.710	.818
F-Throws made per game	14.7	18.0
Rebounds	110	103
Rebounds per game	36.7	34.3
Rebounding margin	+2.3	-
Assists	37	33
Assists per game	12.3	11.0
Turnovers	41	42
Turnovers per game	13.7	14.0
Turnover margin	+0.3	-
Assist/turnover ratio	0.9	0.8
Steals	23	24
Steals per game	7.7	8.0
Blocks	15	12
Blocks per game	5.0	4.0
Winning streak	0	-
Home win streak	1	-
Attendance	2211	2149
Home games-Avg/Game	1-2211	2-1075
Neutral site-Avg/Game	-	0-0

Team Results

Date	Opponent		Score	Att.
12/30/2020	at Vanderbilt	W	91-72	94
01/02/2021	LSU	W	83-79	2211
01/05/2021	at Alabama	L	71-86	2055



**2020-21 Florida Men's Basketball
Category Leaders
All games**

Points

##	Player	G	Pts	Pts/G
1	Mann, Tre	7	102	14.6
23	Lewis, Scottie	7	86	12.3
12	Castleton, Colin	7	83	11.9
10	Locke, Noah	7	69	9.9
11	Johnson, Keyontae	4	64	16.0
22	Appleby, Tyree	7	62	8.9
4	Duruji, Anthony	7	40	5.7
5	Payne, Omar	7	26	3.7
0	Glover, Ques	6	13	2.2
44	Lane, Niels	6	9	1.5
2	Ruzhentsev, Samson	4	8	2.0
15	Osifo, Osayi	4	6	1.5

Scoring Average

##	Player	G	Pts	Pts/G
11	Johnson, Keyontae	4	64	16.0
1	Mann, Tre	7	102	14.6
23	Lewis, Scottie	7	86	12.3
12	Castleton, Colin	7	83	11.9
10	Locke, Noah	7	69	9.9
22	Appleby, Tyree	7	62	8.9
4	Duruji, Anthony	7	40	5.7
5	Payne, Omar	7	26	3.7
0	Glover, Ques	6	13	2.2
2	Ruzhentsev, Samson	4	8	2.0
44	Lane, Niels	6	9	1.5
15	Osifo, Osayi	4	6	1.5

Field Goal Percentage

##	Player	FG	Att	Pct
12	Castleton, Colin	34	49	.694
5	Payne, Omar	11	16	.688
11	Johnson, Keyontae	25	39	.641
23	Lewis, Scottie	25	51	.490
1	Mann, Tre	36	80	.450
22	Appleby, Tyree	19	43	.442
10	Locke, Noah	25	59	.424
4	Duruji, Anthony	15	40	.375
0	Glover, Ques	5	15	.333
2	Ruzhentsev, Samson	3	9	.333
44	Lane, Niels	3	9	.333
15	Osifo, Osayi	1	3	.333

Field Goal Attempts

##	Player	G	Att	Att/G
1	Mann, Tre	7	80	11.4
10	Locke, Noah	7	59	8.4
23	Lewis, Scottie	7	51	7.3
12	Castleton, Colin	7	49	7.0
22	Appleby, Tyree	7	43	6.1

Field Goals Made

##	Player	G	Made	Made/G
1	Mann, Tre	7	36	5.1
12	Castleton, Colin	7	34	4.9
11	Johnson, Keyontae	4	25	6.3
23	Lewis, Scottie	7	25	3.6
10	Locke, Noah	7	25	3.6

3-Point FG Percentage

##	Player	3FG	Att	Pct
1	Mann, Tre	13	29	.448
23	Lewis, Scottie	7	16	.438
11	Johnson, Keyontae	3	7	.429
10	Locke, Noah	15	35	.429
22	Appleby, Tyree	6	19	.316
4	Duruji, Anthony	4	14	.286
2	Ruzhentsev, Samson	2	7	.286
0	Glover, Ques	1	5	.200

3-Point FG Attempts

##	Player	G	Att	Att/G
10	Locke, Noah	7	35	5.0
1	Mann, Tre	7	29	4.1
22	Appleby, Tyree	7	19	2.7
23	Lewis, Scottie	7	16	2.3
4	Duruji, Anthony	7	14	2.0

3-Point FG Made

##	Player	G	Made	Made/G
10	Locke, Noah	7	15	2.1
1	Mann, Tre	7	13	1.9
23	Lewis, Scottie	7	7	1.0
22	Appleby, Tyree	7	6	0.9
4	Duruji, Anthony	7	4	0.6



**2020-21 Florida Men's Basketball
Category Leaders
All games**

Free Throw Percentage

##	Player	Made	Att	Pct
0	Glover, Ques	2	2	1.000
22	Appleby, Tyree	18	20	.900
11	Johnson, Keyontae	11	14	.786
23	Lewis, Scottie	29	37	.784
1	Mann, Tre	17	22	.773
44	Lane, Niels	3	4	.750
15	Osifo, Osayi	4	6	.667
12	Castleton, Colin	15	24	.625
4	Duruji, Anthony	6	10	.600
10	Locke, Noah	4	7	.571
5	Payne, Omar	4	8	.500

Free Throw Attempts

##	Player	G	Att	Att/G
23	Lewis, Scottie	7	37	5.3
12	Castleton, Colin	7	24	3.4
1	Mann, Tre	7	22	3.1
22	Appleby, Tyree	7	20	2.9
11	Johnson, Keyontae	4	14	3.5

Free Throws Made

##	Player	G	Made	Made/G
23	Lewis, Scottie	7	29	4.1
22	Appleby, Tyree	7	18	2.6
1	Mann, Tre	7	17	2.4
12	Castleton, Colin	7	15	2.1
11	Johnson, Keyontae	4	11	2.8

Rebounds

##	Player	G	Reb	Reb/G
1	Mann, Tre	7	39	5.6
12	Castleton, Colin	7	37	5.3
23	Lewis, Scottie	7	32	4.6
4	Duruji, Anthony	7	28	4.0
11	Johnson, Keyontae	4	18	4.5

Assists

##	Player	G	Ast	Ast/G
1	Mann, Tre	7	30	4.3
22	Appleby, Tyree	7	20	2.9
23	Lewis, Scottie	7	15	2.1
11	Johnson, Keyontae	4	5	1.3
0	Glover, Ques	6	4	0.7

Rebounds Average

##	Player	G	Reb	Reb/G
1	Mann, Tre	7	39	5.6
12	Castleton, Colin	7	37	5.3
23	Lewis, Scottie	7	32	4.6
11	Johnson, Keyontae	4	18	4.5
4	Duruji, Anthony	7	28	4.0

Steals

##	Player	G	Stl	Stl/G
22	Appleby, Tyree	7	12	1.7
23	Lewis, Scottie	7	11	1.6
1	Mann, Tre	7	10	1.4
10	Locke, Noah	7	5	0.7
4	Duruji, Anthony	7	5	0.7

Offensive Rebounds

##	Player	G	OReb	OReb/G
12	Castleton, Colin	7	18	2.6
4	Duruji, Anthony	7	12	1.7
23	Lewis, Scottie	7	8	1.1
5	Payne, Omar	7	6	0.9
1	Mann, Tre	7	4	0.6

Blocked Shots

##	Player	G	Blk	Blk/G
23	Lewis, Scottie	7	11	1.6
5	Payne, Omar	7	10	1.4
12	Castleton, Colin	7	8	1.1
10	Locke, Noah	7	3	0.4
4	Duruji, Anthony	7	3	0.4

Defensive Rebounds

##	Player	G	DReb	DReb/G
1	Mann, Tre	7	35	5.0
23	Lewis, Scottie	7	24	3.4
12	Castleton, Colin	7	19	2.7
11	Johnson, Keyontae	4	16	4.0
4	Duruji, Anthony	7	16	2.3

Minutes

##	Player	G	Min	Min/G
1	Mann, Tre	7	219	31:21
23	Lewis, Scottie	7	210	29:60
10	Locke, Noah	7	180	25:43
22	Appleby, Tyree	7	164	23:29
12	Castleton, Colin	7	152	21:44



2020-21 Florida Men's Basketball
Category Leaders
All games

Fouls

##	Player	G	PF	PF/G
1	Mann, Tre	7	22	3.1
12	Castleton, Colin	7	20	2.9
4	Duruji, Anthony	7	20	2.9
5	Payne, Omar	7	19	2.7
23	Lewis, Scottie	7	17	2.4

Turnovers

##	Player	G	TO	TO/G
22	Appleby, Tyree	7	21	3.0
1	Mann, Tre	7	20	2.9
23	Lewis, Scottie	7	14	2.0
11	Johnson, Keyontae	4	11	2.8
10	Locke, Noah	7	7	1.0

Foul Outs

##	Player	G	FO
4	Duruji, Anthony	7	1



**2020-21 Florida Men's Basketball
Team Game-by-Game
All games**

Opponent	Date	Score	Total		3-Pointers		Free throws		Rebounds										
			FG-FGA	PCT	3FG-FGA	PCT	FT-FTA	PCT	OFF	DEF	TOT	AVG	PF	A	TO	BLK	STL	PTS	AVG
vs Army West Point	12/02/2020	76-69 W	24-50	.480	4-15	.267	24-36	.667	7	27	34	34.0	22	10	14	4	12	76	76.0
vs Boston College	12/03/2020	90-70 W	35-62	.565	7-17	.412	13-16	.813	7	28	35	34.5	23	13	17	6	8	90	83.0
Stetson	12/06/2020	86-40 W	28-62	.452	9-23	.391	21-24	.875	14	30	44	37.7	24	17	11	6	8	86	84.0
at Florida St.	12/12/2020	71-83 L	25-59	.424	10-23	.435	11-16	.688	10	24	34	36.8	24	14	20	8	6	71	80.8
at Vanderbilt	12/30/2020	91-72 W	34-55	.618	7-17	.412	16-25	.640	8	28	36	36.6	23	14	14	9	9	91	82.8
LSU	01/02/2021	83-79 W	29-58	.500	5-21	.238	20-23	.870	13	22	35	36.3	20	9	13	2	5	83	82.8
at Alabama	01/05/2021	71-86 L	27-68	.397	9-20	.450	8-14	.571	15	24	39	36.7	19	14	14	4	9	71	81.1
Total		568	202-414	.488	51-136	.375	113-154	.734	74	183	257	36.7	155	91	103	39	57	568	81.1
Opponents		499	162-400	.405	53-145	.366	122-168	.726	77	158	235	33.6	140	82	118	19	54	499	71.3

Florida Averages

Games Played	Points/game	FG Pct	3FG Pct	FT Pct	Rebounds/game	Assists/game	Turnovers/game	Assist/Turnover ratio	Steals/game	Blocks/game
7	81.1	48.8	37.5	73.4	36.7	13.0	14.7	0.9	8.1	5.6



**2020-21 Florida Men's Basketball
Opponents Game-by-Game
All games**

Opponent	Date	Score	W	Total		3-Pointers		Free throws		Rebounds				PF	A	TO	BLK	STL	PTS	AVG
				FG-FGA	PCT	3FG-FGA	PCT	FT-FTA	PCT	OFF	DEF	TOT	AVG							
vs Army West Point	12/02/2020	76-69	W	24-56	.429	10-24	.417	11-19	.579	9	26	35	35.0	27	15	20	0	7	69	69.0
vs Boston College	12/03/2020	90-70	W	22-53	.415	8-24	.333	18-29	.621	7	23	30	32.5	17	11	17	2	10	70	69.5
Stetson	12/06/2020	86-40	W	10-51	.196	4-23	.174	16-24	.667	14	20	34	33.0	21	6	23	1	5	40	59.7
at Florida St.	12/12/2020	71-83	L	26-54	.481	8-16	.500	23-30	.767	8	25	33	33.0	18	17	16	4	8	83	65.5
at Vanderbilt	12/30/2020	91-72	W	24-58	.414	8-20	.400	16-20	.800	10	18	28	32.0	19	12	16	4	6	72	66.8
LSU	01/02/2021	83-79	W	25-61	.410	7-18	.389	22-25	.880	14	17	31	31.8	20	9	13	2	8	79	68.8
at Alabama	01/05/2021	71-86	L	31-67	.463	8-20	.400	16-21	.762	15	29	44	33.6	18	12	13	6	10	86	71.3
Total		499		162-400	.405	53-145	.366	122-168	.726	77	158	235	33.6	140	82	118	19	54	499	71.3
Florida		568		202-414	.488	51-136	.375	113-154	.734	74	183	257	36.7	155	91	103	39	57	568	81.1

Opponents Averages

Games Played	Points/game	FG Pct	3FG Pct	FT Pct	Rebounds/game	Assists/game	Turnovers/game	Assist/Turnover ratio	Steals/game	Blocks/game
7	71.3	40.5	36.6	72.6	33.6	11.7	16.9	0.7	7.7	2.7



**2020-21 Florida Men's Basketball
Points-rebounds-assists
All games**

Opponent	Date	Score		0	1	2	3	4	5	10	11	12	15	20
				GLOVER,QUE	MANN,TRE	RUZHENTSEV	KLATSKY,AL	DURUJI,ANT	PAYNE,OMAR	LOCKE,NOAH	JOHNSON,KE	CASTLETON	OSIFO,OSAY	MAY,JACK
vs ARM	12/02/2020	76-69	W	0-0-0	19-6-4	0-0-1	DNP	0-4-0	2-4-0	7-3-0	16-3-2	9-8-0	DNP	DNP
vs BC	12/03/2020	90-70	W	0-0-0	17-2-6	0-0-0	DNP	2-2-0	10-1-1	12-3-1	24-12-1	3-2-1	DNP	DNP
Stet	12/06/2020	86-40	W	5-1-2	10-2-2	5-2-0	0-0-0	2-3-0	4-5-2	15-1-0	19-3-2	7-1-0	1-5-0	0-1-0
at FSU	12/12/2020	71-83	L	4-2-1	17-8-7	DNP	DNP	1-1-1	2-2-0	8-0-1	5-0-0	7-7-0	2-3-0	DNP
at Vandy	12/30/2020	91-72	W	4-1-0	9-10-4	DNP	DNP	11-5-0	4-1-0	10-2-1	DNP	23-5-1	DNP	DNP
LSU	01/02/2021	83-79	W	DNP	19-5-1	DNP	DNP	16-7-1	2-4-0	6-3-0	DNP	21-6-0	0-1-0	DNP
at Bama	01/05/2021	71-86	L	0-2-1	11-6-6	3-0-0	0-0-0	8-6-1	2-1-0	11-2-0	DNP	13-8-1	3-0-1	0-0-0

Opponent	Date	Score		22	23	33	44
				APPLEBY,TY	LEWIS,SCOT	JITOBOH,JA	LANE,NIELS
vs ARM	12/02/2020	76-69	W	15-1-3	8-2-0	DNP	DNP
vs BC	12/03/2020	90-70	W	6-0-3	14-5-0	0-1-0	2-2-0
Stet	12/06/2020	86-40	W	2-2-2	10-10-6	0-2-0	6-1-1
at FSU	12/12/2020	71-83	L	6-2-1	19-4-3	DNP	0-0-0
at Vandy	12/30/2020	91-72	W	13-4-3	16-5-4	DNP	1-1-1
LSU	01/02/2021	83-79	W	2-3-5	17-5-2	DNP	0-0-0
at Bama	01/05/2021	71-86	L	18-5-3	2-1-0	DNP	0-0-1