

# KENTUCKY

## 2020-21 MEN'S BASKETBALL



8 NATIONAL CHAMPIONSHIPS | MOST WINS IN COLLEGE BASKETBALL | 49 SEC TITLES | 31 SEC TOURNAMENT CHAMPIONSHIPS | 55 ALL-AMERICANS | 132 NBA DRAFT PICKS

### RV/24 ALABAMA (9-3, 4-0) at KENTUCKY (4-6, 3-0)

Tuesday, Jan. 12 • 9 p.m. • Rupp Arena at Central Bank Center (3,075\*) • Lexington, Ky.

#TGT #BuiltDifferent • @KentuckyMBB

\*limited fans during COVID-19 pandemic

#### THE MATCHUP

**Series Breakdown**

- Overall - UK, 114-38
- in Lexington - UK, 58-10
- Calipari vs. UA - 17-4
- Oats vs. UK - 0-2
- Current UK streak - W2

John Calipari	Nate Oats
Overall Record: 779-223*	Overall Record: 121-61
Record at UK: 334-83	Record at UA: 25-18
Overall Seasons: 29th	Overall Seasons: 6th
at Kentucky: 12th	at Alabama: 2nd

\*on-court record

#### BY THE NUMBERS

<b>2,322</b>	All-time wins, NCAA leader
<b>49</b>	SEC regular-season titles in program history
<b>+22</b>	With Keion Brooks Jr. on the floor at Florida
<b>18</b>	Point win at Florida, largest since 1998

#### TALE OF THE TAPE

UK	STATISTIC	UA
68.5	Points Per Game	78.9
67.1	Opp. Points PG	71.5
38.2	Rebounds PG	41.3
+3.1	Rebound Margin	+2.2
11.9	Assists PG	13.3
6.1	Blocks PG	3.9
6.7	Steals PG	8.4
.428	FG Pct.	.421
.405	Opp. FG Pct.	.415
.311	3-Pt. FG Pct.	.322
.308	Opp. 3-Pt. FG Pct.	.316
.693	FT Pct.	.689

#### A UK WIN WOULD ...

- Improve Kentucky's record to 272-48 vs. AP unranked competition under John Calipari
- Move UK's record to 1,016-284 against league foes
- Mark the fifth time in 12 seasons under John Calipari that UK has begun 4-0 in league play
- Keep the Wildcats undefeated in SEC action
- Mark the ninth win in a row at home over the Crimson Tide
- Be the second straight at home

#### LAST GAME'S STARTERS



**2** **DEVIN ASKEW**  
6-3 • 198 • GUARD • FRESHMAN  
SACRAMENTO, CALIF. | MATER DEI HIGH SCHOOL

Averaging 10.0 points, 3.8 assists and 1.8 steals over the last five games | UK's free-throw shooting leader at 82.6% | Dished out 3 or more assists in each of the last five games | 11 points and career-high seven assists at Mississippi State



**10** **DAVION MINTZ**  
6-3 • 196 • GUARD • GRADUATE  
CHARLOTTE, N.C. | CREIGHTON UNIVERSITY

Hit game-winning 3 vs. Vanderbilt | Averaging 10.3 points | Scored in double figures in four of the last five | Leads UK with 29 assists, 17 3-pointers | Made a 3 in each of the last five games | Scored a season-high 19 points at Louisville




**3** **BRANDON BOSTON JR.**  
6-7 • 185 • GUARD • FRESHMAN  
NORCROSS, GA. | SIERRA CANYON HIGH SCHOOL

Averaging team-high 12.8 points | Double-double vs. Richmond (20 points, 10 boards) | Preseason All-SEC First Team | Naismith Trophy, Wooden Award and NABC watch lists (national POY) | Julius Erving Award watch list (best SF)



**55** **LANCE WARE**  
6-9 • 206 • FORWARD • FRESHMAN  
CAMDEN, N.J. | CAMDEN HIGH SCHOOL

Started each of the last two games | Averaging 18.0 minutes over the last five games | Posted a career-high 13 rebounds and four assists at Mississippi State | Led his high school to 29-1 record his senior season



**30** **OLIVIER SARR**  
7-0 • 237 • FORWARD • SENIOR  
BORDEAUX, FRANCE | WAKE FOREST UNIVERSITY

Averaging 11.2 points, 5.6 rebounds | Posted 22 points, seven rebounds, three blocks vs. Notre Dame | Preseason All-SEC Second Team | Kareem Abdul-Jabbar Award watch list (best center) | Team-high two double-doubles this season

#### STAT LEADERS

POINTS PER GAME		
UK	Brandon Boston Jr.	12.8
UA	Jaden Shackelford	13.1
REBOUNDS PER GAME		
UK	Isaiah Jackson	7.2
UA	Herbert Jones	6.5
ASSISTS PER GAME		
UK	Davion Mintz	2.9
UA	Jahvon Quinerly	3.4
STEALS PER GAME		
UK	Brandon Boston Jr.	1.5
UA	Jones/Bruner	1.7
BLOCKS PER GAME		
UK	Isaiah Jackson	2.8
UA	Jordan Bruner	1.3
3-POINTERS		
UK	Davion Mintz	17
UA	Jaden Shackelford	24
FIELD-GOAL PERCENTAGE		
UK	Olivier Sarr	.494
UA	Jordan Bruner	.516
FREE-THROW PERCENTAGE		
UK	Devin Askew	.826
UA	Keon Ellis	.833

#### NEED TO KNOW

Kentucky has won 49 Southeastern Conference regular-season titles, nearly as many as the rest of the league combined

Keion Brooks Jr. made his season debut at Florida and posted 12 points, six rebounds and a career-high four assists. UK was plus-22 with him on the floor

Kentucky and Alabama are the lone remaining SEC teams with unblemished records and at least three wins in league play. South Carolina is 1-0 but has dealt with COVID-19 issues

UK has scored 1.15 points per possession in each of their last two victories

The Wildcats, led by Isaiah Jackson, rank fourth in the nation with a 15.8% block percentage. Jackson ranks sixth individually at 14.0%

Kentucky was named the NCAA March Madness Team of the Week after its wins over Vanderbilt and Florida

#### SCHEDULE

##### NOVEMBER

25	10/9	-/	MOREHEAD STATE <sup>1</sup>	SECN	W, 81-45
29	10/9	RV/RV	RICHMOND <sup>1</sup>	ESPN	L, 76-64

##### DECEMBER

1	20/9	7/5	vs. Kansas <sup>2</sup>	ESPN	L, 65-62
6	20/9	-/	vs. Georgia Tech <sup>3</sup>	ESPN	L, 79-62
12	-/RV	-/	NOTRE DAME	CBS	L, 64-63
19	-/	22/21	vs. North Carolina <sup>4</sup>	CBS	L, 75-63
26	-/	RV/RV	at Louisville	ESPN	L, 62-59

##### JANUARY

2	-/	-/	at Mississippi State*	SEC	W, 78-73 <sup>5OT</sup>
5	-/	-/	VANDERBILT*	SEC	W, 77-74
9	-/	RV/RV	at Florida*	ESPN	W, 76-58
12	-/	RV/24	ALABAMA*	ESPN	9 p.m.
16	-/	-/	at Auburn*	ESPN	2 p.m.
20	-/	-/	at Georgia*	SEC	7 p.m.
23	-/	-/	LSU*	ESPN	6 p.m.
26	-/	-/	at Alabama*	ESPN/2	7 p.m.
30	-/	-/	TEXAS <sup>5</sup>	ESPN	8 p.m.

##### FEBRUARY

2	-/	-/	at Missouri*	ESPN/2	9 p.m.
6	-/	-/	TENNESSEE*	ESPN	8 p.m.
9	-/	-/	ARKANSAS*	ESPN/2	7 p.m.
13	-/	-/	AUBURN*	CBS	1 p.m.
17	-/	-/	at Vanderbilt*	SEC	7 p.m.
20	-/	-/	at Tennessee*	CBS	1 p.m.
23	-/	-/	TEXAS A&M*	ESPN/2	7 p.m.
27	-/	-/	FLORIDA*	CBS	4 p.m.

##### MARCH

2	-/	-/	at Ole Miss*	ESPN/2	9 p.m.
10	-/	-/	SEC Tournament <sup>6</sup>	TBD	TBD

All times Eastern | \*SEC conference game | HOME GAMES IN CAPS  
<sup>1</sup>Bluegrass Showcase (Rupp Arena | Lexington, Ky.)  
<sup>2</sup>Champions Classic (Bankers Life Fieldhouse | Indianapolis)  
<sup>3</sup>Holiday Hoopsgiving (State Farm Arena | Atlanta)  
<sup>4</sup>CBS Sports Classic (Rocket Mortgage FieldHouse | Cleveland)  
<sup>5</sup>SEC/Big 12 Challenge (Rupp Arena | Lexington, Ky.)  
<sup>6</sup>SEC Tournament (Bridgestone Arena | Nashville, Tenn.)

#### BROADCAST INFO

##### TELEVISION

Play-by-play: Karl Ravech  
Analyst: Dick Vitale



##### HOME RADIO

Play-by-play: Tom Leach  
Analyst: Mike Pratt



##### SATELLITE RADIO

Sirus: TBA  
XM: 192  
Internet: 963



# TV CHART



**0 JACOB TOPPIN**  
**Sophomore Forward**  
 6-9 | 194  
 Brooklyn, N.Y.  
 Rhode Island  
 @Jtoppin0  
 @jtoppin\_0  
*(TOPP-in)*



**2 DEVIN ASKEW**  
**Freshman | Guard**  
 6-3 | 198  
 Sacramento, Calif.  
 Mater Dei  
 @babydev5  
 @babydev  
*(ASK-you)*



**3 BRANDON BOSTON JR.**  
**Freshman | Guard**  
 6-7 | 185  
 Norcross, Ga.  
 Sierra Canyon  
 @bboston\_  
 @brandonboston



**5 TERENCE CLARKE**  
**Freshman | Guard**  
 6-7 | 194  
 Boston  
 Brewster Academy  
 @terrenceclarke\_  
 @tclarke



**10 DAVION MINTZ**  
**Graduate | Guard**  
 6-3 | 196  
 Charlotte, N.C.  
 Creighton  
 @deemintz1  
 @davion  
*(DAY-vee-on)*  
*(mints)*



**11 DONTAIE ALLEN**  
**R-Freshman Guard**  
 6-6 | 198  
 Falmouth, Ky.  
 Pendleton County  
 @DontaieAllen11  
 @dontaieallen11  
*(DON-tay)*



**12 KEION BROOKS JR.**  
**Sophomore Forward**  
 6-7 | 205  
 Fort Wayne, Ind.  
 La Lumiere School  
 @KeionB\_12  
 @klbj.xii  
*(KEY-on)*



**13 RILEY WELCH**  
**Senior | Guard**  
 6-0 | 185  
 Littleton, Colo.  
 College of the Desert  
 @Riley\_Welch  
 @riley\_welch  
 @Riley.Welch13



**14 BRENNAN CANADA**  
**Sophomore Forward**  
 6-6 | 198  
 Mount Sterling, Ky.  
 George Rogers Clark  
 @brennanc14  
 @brennanc14



**20 ZAN PAYNE**  
**R-Sophomore Guard/Forward**  
 6-4 | 215  
 Lexington, Ky.  
 Lexington Catholic  
 @young\_payne2321  
 @alexander.payne23



**21 CAM'RON FLETCHER**  
**Freshman Forward**  
 6-6 | 215  
 St. Louis  
 Vashon  
 @CamRonFletcher1  
 @camron  
*(CAM-run)*



**23 ISAIAH JACKSON**  
**Freshman | Forward**  
 6-10 | 206  
 Pontiac, Mich.  
 Waterford Mott  
 @IJackson22  
 @isaiahjackson22



**25 KAREEM WATKINS**  
**Freshman | Guard**  
 5-8 | 145  
 Camden, N.J.  
 Kingsway Regional  
 @stink\_cvp



**30 OLIVIER SARR**  
**Senior | Forward**  
 7-0 | 237  
 Bordeaux, France  
 Wake Forest  
 @sarr\_olivier  
 @olivier\_sarr  
*(oh-LIV-ee-ay)*



**55 LANCE WARE**  
**Freshman | Forward**  
 6-9 | 223  
 Camden, N.J.  
 Camden  
 @lanceware12  
 @lance.ware



**JOHN CALIPARI**  
**Head Coach**  
 12th Season  
 @UKCoachCalipari  
 @ukcoachcalipari  
 @UKCoachCalipari  
*(cal-uh-PEAR-ee)*



**TONY BARBEE**  
**Assoc. to the HC**  
 Seventh season at UK  
 First season as assoc. to HC  
 @CoachTonyBarbee  
 @abarbee2250



**BRUISER FLINT**  
**Assistant Coach**  
 First season at UK  
 First season as assistant  
 @brufliint14



**JOEL JUSTUS**  
**Assistant Coach**  
 Seventh season at UK  
 Fifth season as assistant  
 @UKCoachJustus  
 @ukcoachjustus



**JAI LUCAS**  
**Assistant Coach/ Recruiting Coord.**  
 First season at UK  
 First season as assistant  
 @CoachJLuc  
 @jai.luc  
*(jay)*



**JOHN ROBIC**  
**Special Asst. to the HC/Basketball Ops.**  
 12th season at UK  
 Fifth season as special asst.

## Alphabetical Roster

NO.	NAME	POS.	HT.	WT.	CL.	HOMETOWN (PREVIOUS SCHOOL)
11	Dontaie Allen	G	6-6	198	R-Fr.	Falmouth, Ky. (Pendleton County)
2	Devin Askew	G	6-3	198	Fr.	Sacramento, Calif. (Mater Dei)
3	Brandon Boston Jr.	G	6-7	185	Fr.	Norcross, Ga. (Sierra Canyon)
12	Keion Brooks Jr.	F	6-7	205	So.	Fort Wayne, Ind. (La Lumiere)
14	Brennan Canada	F	6-6	198	So.	Mount Sterling, Ky. (George Rogers Clark)
5	Terrence Clarke	G	6-7	194	Fr.	Boston (Brewster Academy)
21	Cam'Ron Fletcher	F	6-6	215	Fr.	St. Louis (Vashon)
23	Isaiah Jackson	F	6-10	206	Fr.	Pontiac, Mich. (Waterford Mott)
10	Davion Mintz	G	6-3	196	Gr.	Charlotte, N.C. (Creighton)
21	Zan Payne	G/F	6-4	215	R-So.	Lexington, Ky. (Lexington Catholic)
30	Olivier Sarr	F	7-0	237	Sr.	Bordeaux, France (Wake Forest)
0	Jacob Toppin	F	6-9	194	So.	Brooklyn, N.Y. (Rhode Island)
55	Lance Ware	F	6-9	223	Fr.	Camden, N.J. (Camden)
25	Kareem Watkins	G	5-8	145	Fr.	Camden, N.J. (Kingsway Regional)
13	Riley Welch	G	6-0	185	Sr.	Littleton, Colo. (College of the Desert)

## On the Bench

**Head Coach:** John Calipari (Clarion, 1982)  
**Associate to the Head Coach:** Tony Barbee (UMass, 1993)  
**Assistant Coaches:** James "Bruiser" Flint (St. Joseph's, 1987)  
 Joel Justus (UNC Wilmington, 2004)  
 Jai Lucas (Texas, 2011)  
**Special Assistant to the HC/Basketball Ops.:** John Robic (Denison, 1986)  
**Assoc. AD/Basketball Operations:** Chris Woolard (UCLA, 1997)  
**Director of Basketball Admin.:** Will Barton (Kentucky, 2013)  
**Strength and Conditioning Coach:** Robert Harris (Kentucky State, 2009)  
**Athletic Trainer:** Geoffrey Staton (North Carolina, 2007)  
**Equipment Manager:** Mark Evans (Kentucky, 2013)  
**Recruiting Analyst:** Brady Kennedy (Kentucky, 2016)



# POLLS, STATS, MEDIA INFO

## Weekly Media Schedule

all times ET

**11 Mon.**

Media availability | Noon  
Players

Practice: 2 p.m.

John Calipari Show | 6 p.m.  
UK Sports Network

**12 Tue.**

Alabama | 9 p.m.  
ESPN | Rupp Arena

**13 Wed.**

Off day

**14 Thu.**

Practice: 10 am.

Practice: 3:30 p.m.

No media availability

**15 Fri.**

Media availability | 1 p.m.

Practice: 2 p.m.

Travel to Auburn

**16 Sat.**

at Auburn | 2 p.m.  
ESPN | Auburn Arena

**17 Sun.**

Practice: 2 p.m.

No media availability

### Communications & PR Staff



#### Eric Lindsey

Director

Cell - 859.619.0944

Email - eric.lindsey@uky.edu



#### Deb Moore

Associate Director

Cell - 859.559.5781

Email - deb.moore@uky.edu

### Media Information

#### CREDENTIAL REQUESTS

Requests for single-game credentials will open 14 days prior to the contest and close 7 days prior to game day online at sportssystems.com/Kentucky.

#### CREDENTIAL CRITERIA

The University of Kentucky's decision to issue credentials to a media outlet for the purposes of covering a UK basketball home or away event is determined by a variety of factors. They include the following:

- Amount of coverage given to Kentucky throughout the season
- Intention/ability to cover all 22 sports at Kentucky
- Distribution/size of publication: free, subscription, sale on newsstands, website traffic, etc.
- Radio or TV station program format and size of audience
- Length of existence of the publication, amount of original copy generated, number of full-time employees of the publication and the journalistic experience of the reporter(s)
- Attendance at Kentucky media sessions, including Olympic sport opportunities
- Space availability
- Professionalism, which includes but is not limited to conduct at games, press conferences, practices, on social media, etc.

The University of Kentucky has the right to revoke credentials under its own discretion.

#### INTERVIEW POLICIES-GENERAL

All interviews with University of Kentucky basketball players or staff members must be arranged through the Communications and Public Relations office. Media should never contact a player or coach directly.

The Wildcat Coal Lodge, dormitories, team locker rooms and other team quarters are private team areas. Media members are not permitted in these areas unless accompanied by appropriate university personnel.

#### PRACTICE/PRESS CONFERENCES

Other than announced exceptions, UK basketball practices are closed to the media.

Player interviews are conducted prior to practices the day before a game and will be available to all UK media via Zoom. UK will accept requests for player interviews, but they must be submitted 24 hours prior to the scheduled availability.

Coach John Calipari or an assistant coach will meet with members of the media immediately following player interviews via Zoom.

Gameday shoot-arounds are closed to the media.

#### TELEPHONE PLAYER INTERVIEWS

Telephone interviews are available to the media on a call-back basis. Individual player and coach telephone numbers will not be given to members of the media.

Players are instructed not to conduct interviews when contacted directly by telephone. The Communications and Public Relations office will arrange for telephone interviews at a time most convenient for the student-athlete.

Other special requests are handled on a case-by-case basis.

#### POSTGAME INTERVIEWS

Following each game, there is a cooling-off period, during which time the players shower and dress. Approximately 10 minutes after the game ends, Coach Calipari conducts his postgame press conference while a player speaks to the UK Sports Network.

Following Coach Calipari's Zoom press conference and the cooling-off period, selected UK players are available via Zoom.

### The Polls

#### Associated Press Top 25 Jan. 11

1. Gonzaga (63)
2. Baylor (1)
3. Villanova
4. Texas
5. Iowa
6. Kansas
7. Michigan
8. Creighton
9. Wisconsin
10. Tennessee
11. Houston
12. Clemson
13. West Virginia
14. Illinois
15. Texas Tech
16. Louisville
17. Missouri
18. Virginia
19. Duke
20. Virginia Tech
21. Ohio State
22. Oregon
23. Minnesota
24. Saint Louis
25. UConn

**Receiving Votes:** Alabama 173, UCLA 137, Colorado 96, Florida State 74, USC 48, Rutgers 46, Drake 42, Michigan State 34, Oklahoma State 28, Arkansas 24, San Diego State 10, Boise State 8, Xavier 7, LSU 7, Florida 7, Northwestern 6, Tulsa 5, NC State 5, Winthrop 2, Indiana 2, Belmont 1

#### USA Today Coaches Poll Jan. 11

1. Gonzaga (29)
2. Baylor (3)
3. Villanova
4. Texas
5. Michigan
6. Creighton
7. Kansas
8. Iowa
9. Wisconsin
10. Tennessee
11. Houston
12. Clemson
13. Illinois
14. West Virginia
15. Texas Tech
16. Missouri
17. Oregon
18. Louisville
19. Minnesota
20. Virginia Tech
21. UCLA
22. Virginia
23. Duke
- T24. Alabama
- T24. Saint Louis

**Receiving Votes:** Ohio State 112, UConn 91, Rutgers 68, Florida State 67, USC 44, Colorado 37, Xavier 31, Drake 29, Boise State 29, San Diego State 22, Stanford 18, Oklahoma State 16, Michigan State 13, Arkansas 8, Richmond 2, Seton Hall 1

### UK in the Rankings

#### Team Rankings

Category	Stat	SEC [NCAA]
Scoring	68.5	13th [248th]
Scoring Defense	67.1	5th [99th]
Scoring Margin	+1.4	13th [196th]
Free-Throw %	.693	9th [195th]
Field-Goal %	.428	12th [210th]
Field-Goal % Def.	.405	6th [74th]
3-Point FG %	.311	10th [249th]
3-Point FG % Def.	.308	6th [87th]
Rebounds Per Game	38.2	7th [96th]
Opponent Rebs. Per Game	35.1	13th
Rebounding Margin	+3.1	11th [116th]
Blocks Per Game	6.1	1st [4th]
Assists Per Game	11.9	14th [261st]
Steals Per Game	6.7	11th [165th]
Turnover Margin	-1.7	12th [242nd]
Rebounding Margin	0.8	12th [255th]
Off. Rebs. Per Game	12.1	8th [63rd]
Def. Rebs. Per Game	26.1	9th [162nd]
Def. Rebound %	.696	13th
Off. Rebound %	.338	8th
3-Point FG Per Game	5.2	14th [315th]

#### Individual Rankings

Category/Player	Stat	SEC [NCAA]
Blocks Per Game/Jackson	2.8	1st [13th]
Blocks Per Game/Sarr	1.4	6th [109th]
Free-throw Percentage/Boston Jr.	.811	6th [159th]
Minutes Per Game/Boston Jr.	30.8	13th
Off. Rebs. Per Game/Jackson	2.6	6th [106th]
Rebounds Per Game/Jackson	7.2	T8th [159th]
Rebounds Per Game/Sarr	5.6	20th

through Jan. 9

### SEC Standings

Team	SEC Record	Overall Record	Games Back
Alabama	4-0 (1.000)	9-3 (.750)	-
<b>Kentucky</b>	<b>3-0 (1.000)</b>	<b>4-6 (.400)</b>	<b>0.5</b>
South Carolina	1-0 (1.000)	3-2 (.600)	2.5
LSU	3-1 (.750)	8-2 (.800)	1.0
Mississippi State	3-1 (.750)	8-4 (.667)	1.0
Tennessee	3-1 (.750)	9-1 (.900)	1.0
Arkansas	2-2 (.500)	10-2 (.833)	2.0
Florida	2-2 (.500)	5-3 (.625)	2.0
Ole Miss	1-2 (.333)	6-4 (.600)	2.5
Missouri	1-2 (.333)	7-2 (.778)	2.5
Texas A&M	1-3 (.250)	6-4 (.600)	3.0
Georgia	0-3 (.000)	7-3 (.700)	3.5
Vanderbilt	0-3 (.000)	4-5 (.444)	3.5
Auburn	0-4 (.000)	6-6 (.500)	4.0

through Jan. 9

### Upcoming in the SEC

#### Jan. 12-19

Contest	Time	TV Network
<b>Tuesday, Jan. 12</b>		
Ole Miss at Florida	7 p.m.	SEC Network
Tennessee at Vanderbilt	7 p.m.	ESPN2
<b>Alabama at Kentucky</b>	<b>9 p.m.</b>	<b>ESPN</b>
<b>Wednesday, Jan. 13</b>		
Auburn at Georgia	7 p.m.	SEC Network
Arkansas at LSU	7 p.m.	ESPN2
Texas A&M at Mississippi State	9 p.m.	SEC Network
<b>Saturday, Jan. 16</b>		
Georgia at Ole Miss	Noon	ESPN2
Missouri at Texas A&M	1 p.m.	SEC Network
<b>Kentucky at Auburn</b>	<b>2 p.m.</b>	<b>ESPN</b>
Arkansas at Alabama	3:30 p.m.	SEC Network
Florida at Mississippi State	4 p.m.	ESPN2
Vanderbilt at Tennessee	6 p.m.	SEC Network
South Carolina at LSU	8:30 p.m.	SEC Network
<b>Tuesday, Jan. 19</b>		
South Carolina at Missouri	7 p.m.	SEC Network
Tennessee at Florida	7 p.m.	ESPN2/U
Alabama at LSU	7 p.m.	ESPN/2
Ole Miss at Mississippi State	9 p.m.	SEC Network

All times Eastern



# NOTES

## Honoring the Cats

### Dontaie Allen

- SEC Freshman of the Week (Jan. 4)

### Brandon Boston Jr.

- Wooden Award Preseason Top 50
- Bluegrass Showcase All-Tournament Team
- Preseason All-SEC First Team (Media/Coaches)
- Julius Erving Award Preseason Watch List
- CBS Sports Preseason All-America Third Team
- Stadium Preseason All-America Third Team
- Naismith Trophy Preseason Watch List
- NABC Player of the Year Preseason Watch List

### Terrence Clarke

- Jerry West Award Preseason Watch List
- Naismith Trophy Preseason Watch List

### Isaiah Jackson

- Karl Malone Award Preseason Watch List

### Olivier Sarr

- Wooden Award Preseason Top 50
- Bluegrass Showcase All-Tournament Team
- Preseason All-SEC Second Team (Media/Coaches)
- Kareem Abdul-Jabbar Award Preseason Watch List
- ESPN's Dick Vitale Preseason All-America First Team

## Brooks Breaks Out in Return at Florida

GAINESVILLE, Fla. – Just a day earlier, assistant coach Jai Lucas issued caution about Keion Brooks Jr.'s first game of the season: Don't expect too much for a player who has missed the last three months with a left leg injury and practiced full-go for the first time just two days earlier.

If expectations were low before Brooks' 2020-21 debut – one in which he seemed to transform the Kentucky offense and lead the Wildcats (4-6, 3-0 Southeastern Conference) to a 76-58 win at Florida (5-3, 2-2 SEC) on Saturday at Exactech Arena – what should they be now?

It was hard to find many faults with Brooks' much-anticipated return Saturday in Gainesville, Florida. From the time he entered the game just over five minutes into the action and quickly threw down a dunk, hardly a moment passed without Brooks' fingerprints on Saturday's 18-point win, UK's biggest in Gainesville since 1998.

Brooks scored 12 points on 6-of-8 shooting, grabbed six rebounds and dished out a game-high four assists in 25 efficient minutes. More importantly, he seemed to be the missing piece behind what's been a struggling UK offense as the Wildcats pulled away from Florida in the second half with three different runs of 10-0 or more.

"He gave us a whole different element to the game," teammate Davion Mintz said. "Keion was amazing today. It was super fun. I'm speechless, really. It was amazing."

Brooks had four points, two assists, a rebound, a steal and a block in the first four minutes of the second half to lead a charge that Florida would never recover from.

It was a triumphant return for the only returning scholarship player who played last season but had not played in a game in 10 months. His last game on this very same floor, a game in which he helped engineer a magical 18-point second-half comeback victory in the 2019-20 regular-season finale.

That game was supposed to be the spark for a postseason run, but just days later the SEC and NCAA tournaments were canceled due to the COVID-19 pandemic.

"I've always believed in my ability to come back and play well," Brooks said. "I was constantly working out, staying in great shape. I have to give a huge shout out to our strength coach Rob Harris. I don't even like to call him a strength coach. He's way more than that. Not only did he do a great job of keeping me in shape but I spent a lot of time with him, so he was always in my ear making sure I was staying positive. The conversations we had, he really helped me get through what I was going through."

Brooks, who averaged 4.5 points and 3.2 rebounds a season ago, seems to have taken a big leap from his freshman season. He stretched the offense with his ability to facilitate, took the Gators off the dribble and showed off his athleticism with three dunks.

When Brooks soared from just inside the free-throw line for a one-handed slam with 10:54 to go, Kentucky was well on its way to the sixth 3-0 start of the 12-season John Calipari era. The dunk was part of a 13-0 run that put the game out of reach for the Gators.

"He and I got emotional (when the doctors cleared him)," Calipari said. "I hugged him. I said, 'We've got to figure out how we slide you in.' He looked at me and said, 'Coach, I trust you. You do whatever you think is best for this team.' And I told the team that."

"You saw the kind of athlete he is. You see that he's way physically stronger than he was. Way more patient mentally. The game has slowed down for him."

UK shot 55.6% and dished out a season-high-tying 18 assists in Saturday's victory.

Brandon Boston Jr. bounced back from recent adversity with his best all-around game as a Wildcat: 13 points, four rebounds, and career highs with four steals and two assists.

With 13 points, Mintz scored in double figures for the fourth time in five games. Olivier Sarr added 10, and Devin Askew and Isaiah Jackson each pitched in with nine points.

Jackson also had four of the Wildcats' seven blocks to help Kentucky limit Florida to just 37.5% shooting.

"He can just do stuff other guys can't do and so there are points in the game he needs to be in there," Calipari said.

UK has now won five straight in the series and three straight in Gainesville for the first time since three consecutive wins from 2002 to 2004.

After the worst start in nearly 100 years, Kentucky has reeled off three straight games to set up an early-conference showdown with Alabama on Tuesday for sole possession of first place in the SEC.

"I know there was probably some people that put dirt on the coffin," Calipari said. "We pushed the coffin open and said, 'You ain't putting that dirt on this.'"

## Sole Possession of First Place on the Line

With the way the nonconference season went, not a whole lot of people had this Jan. 12 game between Kentucky and Alabama circled as a marquee matchup. But with both teams undefeated in league play -- Alabama at 4-0 and UK at 3-0 -- the matchup will determine who leaves Lexington in sole possession of first place in the Southeastern Conference.

As promised, Alabama head coach Nate Oats has brought an up-tempo, fast-paced style of play to Tuscaloosa in his second season at the helm. Through games on Jan. 10, the Crimson Tide ranked 15th in the country in tempo and fifth in average possession length, according to KenPom.com. Coupled with the 11th-most 3-point attempts in the country and it's clear Alabama can put up some points. The Tide scores 78.9 points per game. In league play, that number is up to 83.3 points.

Alabama has four players averaging double figures, led by Jaden Shackelford at 13.1. Guard Jahvon Quiverly is just behind him at 13.0 points per game but has missed the last two contests with an undisclosed medical condition.

UK has won 11 of the last 12 meetings and hasn't lost in Lexington since 2006.

## UK Named NCAA March Madness Team of the Week

Kentucky's recent resurgence earned the Wildcats NCAA March Madness Team of the Week honors.

UK was chosen by NCAA March Madness reporter Andy Katz as the top team in the land for games taking place last week. The Wildcats went 2-0 with victories over Vanderbilt at home and on the road at Florida.

On Tuesday vs. Vanderbilt, Kentucky rallied from a nine-point second-half deficit and pulled out a thrilling 77-74 win when graduate guard Davion Mintz hit a game-winning 3-pointer with 47 seconds left. That gave UK its first back-to-back victories of the season.

The Wildcats officially made it a winning streak on Saturday at Florida with their most complete performance of the season. With sophomore forward Keion Brooks Jr. in the lineup for the first time this season, UK beat Florida by 18, 76-58. Brooks was sensational in his return with 12 points (6-of-8 shooting), six rebounds, and a game- and career-high four assists in fewer than 25 minutes.

The win in Gainesville, Florida, was UK's biggest margin of victory at Florida since 1998. It's also UK's first three-game winning streak at Florida since winning three straight in Gainesville from 2002 to 2004.

## S-E-C! S-E-C! S-E-C!

Kentucky is the Southeastern Conference's gold standard. Since the SEC's inception in 1932-33, the Wildcats are the most dominant team in the league, recording a 1,015-284 mark (78.1%) in regular-season conference play. Only two other teams have won more than 750 regular-season SEC games (Alabama and Tennessee), and no other team owns a better winning percentage.

- Kentucky has averaged 11.6 wins and only 3.3 losses per season in 87 seasons in the SEC
- UK has won 49 SEC regular-season titles and 31 SEC Tournament championships



# NOTES

## 2020-21 Lead-Deficit Comparison

Opponent	Biggest Lead	Biggest Deficit	Biggest Run	Changes	Ties	Led	Trailed	Result
MOREHEAD ST.	39 (2nd)	N/A	7-0	0	1	38:29	0:00	W, 81-45
RICHMOND	6 (2nd)	16 (2nd)	6-0	14	12	10:36	21:55	L, 76-64
vs. Kansas	13 (1st)	5 (2nd)	15-0	6	8	26:14	8:30	L, 65-62
vs. Georgia Tech	3 (1st)	20 (2nd)	7-0	8	2	5:56	31:12	L, 79-62
NOTRE DAME	4 (1st)	24 (2nd)	16-0	1	1	1:56	37:13	L, 64-63
vs. North Carolina	11 (1st)	12 (2nd)	7-0	3	4	24:40	13:02	L, 75-63
at Louisville	4 (1st)	7 (2nd)	6-0	10	6	11:55	24:07	L, 62-59
at Mississippi St.	8 (2OT) <sup>1</sup>	9 (2nd)	10-0	9	5	13:04	31:06	W, 78-73 <sup>2OT</sup>
VANDERBILT	9 (1st)	6 (1st)	9-0	5	14	10:59	17:41	W, 77-74
at Florida	25 (2nd)	5 (1st)	13-0	3	3	32:16	5:02	W, 76-58
ALABAMA								
at Auburn								
at Georgia								
LSU								
at Alabama								
TEXAS								
at Missouri								
TENNESSEE								
ARKANSAS								
AUBURN								
at Vanderbilt								
at Tennessee								
TEXAS A&M								
FLORIDA								
at Ole Miss								
<b>BIGGEST/MOST</b>	<b>39</b>	<b>24</b>	<b>16-0</b>	<b>14</b>	<b>14</b>	<b>38:29</b>	<b>37:13</b>	
<b>TOTALS</b>						<b>176:15</b>	<b>189:48</b>	

- The Wildcats have won 16 of the last 28 SEC Tournaments (the 2020 one was not played due to the COVID-19 pandemic)
- Kentucky has captured at least a share of six of the last 11 SEC regular-season championships under John Calipari
- UK has played in the championship game of the SEC Tournament in eight of Calipari's 11 seasons, winning six times
- Kentucky won its 1,000th game in SEC regular-season action vs. Alabama on Jan. 11, 2020. Kansas has won 1,000 conference games when combining its records in the Big 6, Big 7, Big 8 and Big 12, but no other team in the country had won 1,000 or more regular-season league games in one conference alone
- Seven teams made the 2019 NCAA Tournament field, tied for the second most of any league in the country
- The SEC had two teams in the Elite Eight, one in the Final Four and went 12-7 in NCAA Tournament games in 2019
- The SEC has held its own in the annual Big 12/SEC Challenge. The conferences are 20-20 over the last four seasons in the yearly January showdown
- Twelve SEC schools ranked in the top 100 and five in the top 50 in the NCAA Net Evaluation Tool rankings as of Jan. 10
- UK is 3-0 to start SEC play for the sixth time in Calipari's 12 seasons. The Wildcats won the regular-season title in the previous three seasons they started 3-0

### Wildcats are Underdogs

For just the second time in 12 seasons under John Calipari and the first since 2010-11, a season that culminated in a Final Four berth, the Wildcats were not picked to win the regular-season league crown. That preseason honor this season goes to the Tennessee Volunteers, who the media predicted will unseat the Wildcats, the defending SEC champions, in 2020-21.

In most seasons, UK has lived up to the high expectations, having won six regular-season SEC crowns in the Calipari era and a league-high 49 overall after posting a 15-3 record last season. The Wildcats also own six SEC Tournament titles under Calipari.

Each school selected media members that cover their team and additional media from across the nation were selected by the conference office to comprise the voting panel. Points were compiled on a 14-13-12-11-10-9-8-7-6-5-4-3-2-1 basis. Ties were not broken.

### Dontaie's Inferno

There are a number of reasons Kentucky has looked like a different team than the one that lost six in a row during November and December. The turnovers are down. The assists are up. The shooting numbers are on the rise. And players are identifying their roles.

But the biggest injection of life has been the breakthrough of redshirt freshman Dontaie Allen. The Kentucky native has been a revelation in league play.

Allen is averaging 14.3 points on 14-of-28 shooting and 11 of 19 from behind the arc during the three-game winning streak. All of that coming after playing just one minute over the three games leading into Southeastern Conference action and 20 career minutes in the first seven games.

Allen has lived up to his reputation as a knockdown shooter and opened up the court for Kentucky. With Allen on the floor and in the scouting report, teams have had to pay him special attention, opening up the lane for players like Olivier Sarr, who has flourished in the post with Allen's increased minutes, and freeing up fellow guard Davion Mintz a bit more.

"He changes our team," John Calipari said recently.

Allen's breakout performance at Mississippi State was one Kentucky fans won't soon forget. It may have saved the season.

After redshirting all of last season as he returned from a high school knee injury, Allen got his opportunity with Terrence Clarke sidelined (right ankle injury) and scored a game-high 23 points on 8-of-13 shooting, including seven 3-pointers. His range not only opened up the court for Kentucky everywhere else, he provided big shot after big shot to rally the Wildcats from a nine-point second-half hole.

Allen made two 3-pointers during the key second-half run to take the lead, nearly provided the game-winning trey in the first overtime and then scored five straight points in double overtime to seal the game.

"I didn't know when my opportunity was going to come," Allen said after the MSU game. "Obviously, it could have come today, next week or next month. Nobody knows, so I was just keeping my head down and just working hard. I am thankful for the opportunity."

His next opportunity came a few nights later vs. Vanderbilt and he capitalized with 14 points, two timely second-half 3-pointers and two clutch free throws late in the close home win.

Although he was limited to six points vs. Florida, they came early in the game on two 3-pointers and again opened up the floor for his teammates.



# NOTES

In 86 minutes over the last three games, Allen has scored 43 points with 11 3-pointers, 11 rebounds and just one turnover.

Allen was the first in-state signee for Kentucky since 2013. His scoring ability comes as no surprise to Kentucky fans after Allen finished his high school career with 3,255 points -- 11th all-time in state history -- despite a shortened senior season due to injury. Allen averaged 42.9 points and 14.2 boards per game during his senior year and dropped 50 or more points in six of his first 12 games. He also averaged 31.8 points and 11.4 rebounds per game during his junior season.

## And the Winner is ... Kentucky!

Kentucky has dominated the weekly Southeastern Conference awards under John Calipari. UK has won more SEC honors (109) than any school during the Calipari era, including 84 SEC Freshman of the Week honors and 25 SEC Player of the Week awards.

Following a breakthrough performance at Mississippi State last week, redshirt freshman guard Dontae Allen became the first Kentucky player to earn Freshman of the Week honors this season.

After logging just a minute over the previous three games, including two in which he did not even check in, the Falmouth, Kentucky, native sparked a nine-point second-half comeback in double overtime at Mississippi State with a career-high 23 points.

He played 32 minutes and made 8 of 13 shots and 7 of 11 from 3, plus added four rebounds and a blocked shot. All of those numbers were career bests.

Allen is the sixth freshman in program history to make seven or more 3-pointers in a game (done seven times overall) and the first player to drain at least seven since Immanuel Quickley had eight against Texas A&M on Feb. 25, 2020.

Kentucky has dominated the weekly SEC awards under John Calipari. UK has won more weekly SEC honors (109) than any other school during the Calipari era, including 84 SEC Freshman of the Week honors and 25 SEC Player of the Week awards.

Allen is the first Wildcat to win either award this season.

## Calipari Coaches in 1,000th Career Game

Last week's contest at Mississippi State marked the 1,000th career game coached for John Calipari. He was 777-223 (77.7%) after his 1,000th game with stops at Kentucky, Memphis and UMass. He's in his 12th season at Kentucky, the longest stop of what is now his 29th season as a college head coach.

Calipari remains the only coach in NCAA history with at least 189 victories at three different schools and is the second-winningest coach in school history. Only two Division I coaches posted more wins through their first 1,000 career games than Calipari.

### Most Wins Through First 1,000 Games

- Adolph Rupp - 824
- Roy Williams - 790
- John Calipari - 777
- Dean Smith - 776

## Clarke Sidelined

Freshman guard Terrence Clarke has missed three straight games with a right leg injury. He is day-to-day.

Clarke injured his leg vs. North Carolina. He played vs. Louisville but was limited.

Clarke is fourth on the team in scoring with 10.7 points per game in addition to 3.0 rebounds per game. He had started six of seven games prior to his two-game absence, including a 22-point, three-assist game vs. Georgia Tech.

## The Wildcats Aren't Dead Yet -- Far From It

Nobody inside the Kentucky program wanted to be 1-6 to begin the season. As John Calipari warned before the Georgia Tech game with a team that played the first nine games without a single scholarship player who played a season ago, things don't suddenly get better purely out of desire.

"Sometimes you've got to hit rock bottom," Calipari said after the Kansas loss. "I'm not saying we've done it yet. You may ask me after the next game, 'Is that rock bottom?' And then after the next game, 'Is that rock bottom?' I have no idea."

At the time, it seemed like hyperbole coming from a Hall of Fame coach who has more NCAA Tournament wins and more Final Four appearances than any other coach since arriving at Kentucky. But after the second-longest losing streak in school history, Calipari was on to something that so many in Big Blue Nation wished he was so wrong about.

After a start that hadn't happened at Kentucky in nearly 100 years, there wasn't exactly precedent for how to climb out of that type of hole, but there were recent similar comeback stories orchestrated by the same coach who has been tasked with guiding this resurgence.

Just last year in the early part of the season, UK lost to Evansville, which went on to finish just 9-23, and lost back-to-back games to Utah and Ohio State to fall to 8-3 and entered the rivalry game with Louisville with what then felt like must-win territory. All the Wildcats did after a couple of weeks of "Camp Cal" was win 17 of their next 20 games to close the season and win the Southeastern Conference regular-season title by three games.

In 2017-18, the Wildcats lost four straight games -- in February -- and came back to win the SEC Tournament a month later and advance to the Sweet 16.

In 2013-14, UK dropped three of four games to close the regular season until a pre-post-season "tweak" by Calipari propelled the Wildcats all the way to the national championship game.

And in 2010-11, Kentucky lost seven of its first nine road games. That team went through the growing pains and ended up winning the SEC Tournament and advanced to the Final Four.

In other words, never count out a Calipari-coached team. Was the 1-6 start jarring? Sure. But given the recent history, the extraordinary youth and inexperience -- although not unprecedented at Kentucky -- and the missing piece of Keion Brooks Jr., it's too early to write this Kentucky team off.

"Faith is what drives me," Calipari said on his Dec. 21 radio show. "I haven't lost any faith in the process. It's worked. I haven't lost any faith in these players. You got guys getting better," Calipari said. "We gotta figure out how to win some of these games, and I think if we win, we'll go on a run and they'll start believing."

In the midst of a three-game winning streak, Calipari's words may be coming true. Over the last three games, UK has made vast improvements in a number of areas:

- Kentucky has made 22 of 47 on 3-point shots, 46.8%. In the first seven games, UK shot 25% (30 of 120) from long range
- UK has made 41 of 53 free throws, 77.4%. In the first seven games, the Wildcats shot 66.2% at the charity stripe
- Kentucky has been plus or even in assist-to-turnover ratio in all three games. UK was plus or even in assist-to-turnover ratio in only two of the first seven games
- UK has blocked 26 shots, an average of 8.7 rejections. In the first seven games, UK averaged five blocks per contest
- Kentucky has 26 steals, an average of 8.7 thefts. In the first seven games, UK averaged 5.9 steals
- Four players have scored in double figures each game. That happened only once in the first seven

There were signs of turning a corner even before the wins followed.

Despite staring down a historic hole at the break of the Notre Dame game -- the largest

## Measurables



Olivier Sarr

### Wing Span

### Max Vertical

### Hand Width

### 3/4-Court Sprint

### 185-Pound Bench

- |                              |                             |                             |                               |                              |
|------------------------------|-----------------------------|-----------------------------|-------------------------------|------------------------------|
| 1. Olivier Sarr - 7'3.50"    | 1. Jacob Toppin - 42.5"     | 1. Dontae Allen - 11.5"     | 1. Isaiah Jackson - 3.21      | 1. Davion Mintz - 14 reps    |
| T2. Dontae Allen - 7'2.50"   | 2. Cam'Ron Fletcher - 40.0" | 2. Keion Brooks Jr. - 10.5" | 2. Brennan Canada - 3.31      | 2. Olivier Sarr - 12 reps    |
| T2. Isaiah Jackson - 7'2.50" | 3. Davion Mintz - 39.0"     | T3. Brennan Canada - 10.0"  | 3. Jacob Toppin - 3.33        | 3. Lance Ware - 7 reps       |
| T4. Keion Brooks Jr. - 7'1"  | 4. Terrence Clarke - 38.5"  | T3. Isaiah Jackson - 10.0"  | 4. Cam'Ron Fletcher - 3.35    | 4. Riley Welch - 6 reps      |
| T4. Lance Ware - 7'1"        | 5. Isaiah Jackson - 37.5"   | T5. Devin Askew - 9.75"     | T5. Devin Askew - 3.36        | 5. Keion Brooks Jr. - 5 reps |
|                              |                             | T5. Jacob Toppin - 9.75"    | T5. Brandon Boston Jr. - 3.36 |                              |
|                              |                             | T5. Lance Ware - 9.75"      |                               |                              |

## Miscellaneous Stats

### Charges Drawn

- Olivier Sarr - 2
- Davion Mintz - 1

### First Sub

- Davion Mintz - 4
- Lance Ware - 4
- Isaiah Jackson - 2
- Dontae Allen - 1
- Devin Askew - 1
- Terrence Clarke - 1
- Jacob Toppin

### 5-Second Violations

- Forced by Kentucky - 1
- Forced by Opponent - 0

### 10-Second Violations

- Forced by Kentucky - 0
- Forced by Opponent - 0

### Shot-Clock Violations

- Forced by Kentucky - 6
- Forced by Opponent - 5

### Tipoffs (including OT)

- Won by Kentucky - 7
- Won by Opponent - 5

### 3-Point Plays

- Brandon Boston Jr. - 4
- Isaiah Jackson - 2
- Davion Mintz - 2
- Olivier Sarr - 2
- Terrence Clarke - 1

### 4-Point Plays



# NOTES

halftime deficit at home in program history -- the Wildcats outscored the Irish 37-16 in the second half and had a shot to win at the buzzer that just rimmed out.

UK led a then-nationally ranked North Carolina team by six with 13:15 to go and had its chances late despite significant foul trouble in the frontcourt and a nine-minute field-goal drought.

Kentucky had three opportunities to tie or take the lead in the final minutes at Louisville, including a potential game-winning shot by Olivier Sarr that went in and out.

For all the improvement in fight and play those games, UK just kept coming up short in close games. The Wildcats are 1-3 this season in one-possession games (three points or less) and 2-3 in two-possession games (six points or less) after the recent close wins vs. Mississippi State and Vanderbilt.

"There are no moral victories," Calipari said at the time, "but we played better and we've got to stay on that path."

That path has led to a three-game winning streak. Have the Wildcats turned the corner?

"I know there was probably some people that put dirt on the coffin," Calipari said after the latest win. "We push the coffin open and said, 'You ain't putting that dirt on this.'"

## Return to the Mean

A lot of the numbers for Kentucky weren't -- and still aren't in a lot of areas -- pretty to start the season. UK ranks 250th or worse nationally in four major NCAA statistical categories (through games on Jan. 9) and in the top 50 in only two.

For a while, there were a handful of numbers trending in a historically bad direction. In terms of previous UK teams this group's ...

- 67.7 points per game is the lowest average since the 1984-85 season (65.7)
- .428 field-goal percentage is its worst mark since the 1999-2000 season (.423)
- .311 3-point field-goal percentage is the second-lowest in program history (1999-2000 shot .292)
- 11.9 assists per game is the second lowest of the Calipari era 2013-14 team
- 14.6 turnovers per game is the worst of the Calipari era
- 0.82 assist-to-turnover ratio is the second-worst mark since the 1975-76 season

There are two big buts with all those numbers, both intertwined. One, it's still early in the season and perhaps a bit too early to draw any big-picture conclusions. The previous numbers are all at the end of the season. And secondly, given that it's so early, chances are at least some of the numbers are going to rebound and return to the norm, as they've started to over the last three games.

Counting on the odds to turn things around isn't what John Calipari has in mind or is banking on, but, it's worth noting that luck wasn't on the Wildcats' side in the nonconference schedule. According to Ken Pomeroy's luck rating, which measures the deviation between a team's actual winning percentage and what one would expect from its game-by-game effi-

ciencies. Kentucky was dead last in the country. That number has gotten better recently with three wins, but the Wildcats are still near the bottom.

In other words, although UK has performed poorly in a lot of areas early in the season, its record is still not reflective of its team efficiency, even if those numbers aren't up to par either. The Wildcats could be due for a few things to go their way and return to the norm soon.

## Kentucky Backcourt Finding its Footing

Kentucky's early-season shooting and turnover woes have been well documented, but what's been overlooked recently is the steady improvement of UK's backcourt, specifically by players who projected by national pundits to be the supporting cast.

Freshman Devin Askew has responded admirably after a slow start out of the gate. Following a 12-point, four-assist performance to open the season, Askew averaged just 3.8 points on 3-of-12 shooting with nine turnovers over the next four games.

Since then, after briefly moving out of the starting lineup, Askew has really righted the ship. Over the last five games, playing both the point and off the ball, Askew is tallying 10.0 points per game on 17-of-42 shooting with 19 assists, nine turnovers and nine steals.

Davion Mintz, a graduate transfer from Creighton, has arguably been Kentucky's most consistent player this season. Mintz leads the Wildcats with 17 3-pointers and 29 assists and is averaging 10.3 points per game.

Mintz moved into the starting lineup six games ago and is averaging 12.3 points, 4.3 rebounds, 3.0 assists and 1.2 steals during that stretch.

And then there is Dontae Allen, who may have saved Kentucky's season at Mississippi State with one of the all-time breakthrough UK performances. After redshirting all of last season as he returned from a high school knee injury and with just 20 minutes of action entering the game, Allen got his opportunity with Terrence Clarke sidelined (right ankle injury) and gave the Wildcats' a desperately needed injection of offense.

Allen scored a game-high 23 points on 8-of-13 shooting, including seven 3-pointers. His range not only opened up the court for Kentucky everywhere else, he provided big shot after big shot to rally the Wildcats from a nine-point second-half hole.

Allen made two 3-pointers during the key second-half run to take the lead, nearly provided the game-winning trey in the first overtime and then scored five straight points in double overtime to seal the game. He followed that up with 14 points, two timely second-half 3-pointers and two clutch free throws late in the close home win vs. Vanderbilt and two early 3-pointers at Florida that opened up the court for the Wildcats.

## Toss Him if You Dare

Opposing fan bases may cheer when John Calipari heads for the exits on the rare occasions he gets ejected -- and they should given his Hall of Fame credentials -- but forcing Calipari to head to the locker room might be a secret weapon for UK.

Kentucky is 4-1 under Calipari when he's ejected, which, on the surface, is pretty good. But

## UK's Record vs. AP Ranked Opponents and as an AP Ranked Opponent Under Cal

Kentucky (RK)	Opponent Rank																									RV	NR	TOTAL		
	1	2	3	4	5	6	7	8	9	10	11	12	13	14	15	16	17	18	19	20	21	22	23	24	25					
1	-	0-1	0-1	1-0	2-0	2-0	-	2-0	1-0	-	0-1	-	-	-	2-0	1-0	1-0	-	1-0	3-0	1-0	-	-	-	6-2	46-3	69-8			
2	1-0	-	-	0-1	1-0	0-1	-	-	-	-	-	1-0	1-0	-	1-0	-	1-0	0-1	-	-	-	-	-	-	-	4-0	24-0	34-3		
3	-	-	-	1-0	-	-	-	-	0-1	-	-	1-0	-	-	-	-	-	-	-	0-1	-	-	-	-	-	1-0	17-0	20-2		
4	-	0-1	-	-	-	-	0-1	0-1	-	-	-	-	-	1-0	-	-	-	-	-	-	-	-	-	-	1-0	2-0	9-2	13-5		
5	1-0	-	-	-	-	0-1	-	-	-	1-0	-	-	-	-	-	-	-	-	0-1	-	-	-	-	1-0	-	1-0	9-0	13-2		
6	-	-	-	-	0-1	-	1-0	1-0	-	0-1	-	-	-	-	-	-	-	-	1-0	-	-	-	-	-	-	1-0	9-2	13-4		
7	-	-	-	0-1	-	-	-	-	-	-	1-0	-	-	0-1	-	-	-	-	1-0	-	-	-	-	-	-	-	-	5-1	7-3	
8	-	-	-	-	-	-	-	-	1-0	-	-	-	1-0	-	1-0	-	-	-	-	-	-	-	-	1-0	0-1	2-3	13-0	19-4		
9	-	-	-	-	-	-	-	-	-	-	-	-	-	-	-	-	-	-	-	-	-	-	-	-	-	-	8-2	8-2		
10	-	-	-	-	-	-	-	-	-	-	-	-	-	0-1	-	-	-	-	-	-	-	-	-	-	-	3-4	11-3	14-7		
11	1-0	-	-	-	-	-	1-0	0-1	-	-	-	1-0	-	-	-	-	0-1	-	-	-	-	2-0	-	-	-	-	6-1	11-3		
12	-	-	-	-	-	-	-	-	-	-	-	-	1-0	-	1-0	-	-	-	-	-	-	-	-	-	1-0	4-1	7-1	7-1		
13	-	-	-	-	-	-	-	-	-	-	-	-	-	-	-	0-1	-	-	-	-	-	-	-	-	-	-	7-2	7-3		
14	-	-	0-1	-	-	-	-	-	-	-	-	-	-	-	-	-	-	-	-	-	-	-	-	-	-	1-1	9-1	10-3		
15	-	-	-	-	-	-	-	-	-	-	-	1-0	-	-	-	-	1-0	-	-	-	-	-	-	-	1-0	6-0	9-0	9-0		
16	-	-	-	-	-	-	-	-	-	-	-	-	-	-	-	1-0	-	-	-	-	-	-	-	-	2-0	4-1	7-1	7-1		
17	-	-	-	-	-	-	-	-	-	-	-	-	-	-	-	-	-	-	-	-	-	-	1-1	-	-	-	4-2	5-3	5-3	
18	-	-	-	-	-	-	-	-	-	-	-	-	-	-	-	-	-	-	-	-	-	0-1	-	-	-	3-2	6-1	9-4	9-4	
19	-	-	1-0	1-0	-	-	-	-	1-0	-	-	-	-	-	-	-	-	-	-	-	-	-	-	-	-	-	2-0	5-0	5-0	
20	-	-	-	0-1	-	-	0-1	-	-	-	-	-	-	-	-	-	-	-	-	-	1-0	-	-	-	-	3-2	4-4	4-4		
21	-	-	-	-	-	-	-	-	-	-	-	-	-	-	-	-	-	-	-	-	-	-	-	-	-	1-0	2-1	3-1	3-1	
22	-	-	-	-	-	-	-	-	-	-	-	1-0	-	-	-	-	-	-	-	-	-	-	-	-	-	1-0	5-1	7-1	7-1	
23	-	-	-	-	-	-	-	-	-	-	-	-	-	-	-	-	-	-	-	-	-	-	-	-	0-1	3-0	3-1	3-1		
24	-	-	-	-	-	-	-	-	-	-	-	-	-	0-1	-	-	-	-	-	-	-	-	-	-	-	0-1	0-2	0-2	0-2	
25	0-1	-	-	-	-	-	0-1	-	-	-	-	-	-	-	-	-	-	-	-	-	-	-	-	-	-	1-1	1-3	1-3	1-3	
RV	0-1	1-0	-	-	1-0	-	2-0	-	-	0-1	-	1-0	1-0	-	-	-	0-1	-	-	-	-	-	-	-	-	-	-	-	-	-
NR	-	-	-	0-1	-	-	-	-	-	-	1-0	-	-	-	1-0	-	-	-	-	-	-	0-1	-	-	-	-	-	-	-	-
TOTAL	3-2	1-2	1-2	3-4	4-1	2-2	4-3	3-1	3-2	1-2	2-1	4-0	5-0	2-2	2-1	4-0	3-1	2-2	2-2	1-1	4-0	4-1	1-2	1-1	1-0	Total	298-70	Total	63-35	



# NOTES

## Points Per Possession

Game	Off. PPP	Def. PPP
MOREHEAD STATE	1.19	0.66
RICHMOND	0.83	0.99
vs. Kansas	0.85	0.89
vs. Georgia Tech	0.91	1.16
NOTRE DAME	0.95	0.97
vs. North Carolina	0.90	1.07
at Louisville	0.92	0.97
at Mississippi State*	0.99	0.92
VANDERBILT*	1.15	1.10
at Florida*	1.15	0.88
ALABAMA*		
at Auburn*		
at Georgia*		
LSU*		
at Alabama*		
TEXAS		
at Missouri*		
TENNESSEE*		
ARKANSAS*		
AUBURN*		
at Vanderbilt*		
at Tennessee*		
TEXAS A&M*		
FLORIDA*		
at Ole Miss*		

## Overall

UK offensive high - 1.19 vs. MOREHEAD STATE  
 UK offensive low - 0.83 vs. RICHMOND  
 Kentucky SEC offensive high - 1.15 2x, last at UF  
 Kentucky SEC offensive low - 0.99 at Mississippi St.

Opponent offensive high - 1.16, Georgia Tech  
 Opponent offensive low - 0.66, MOREHEAD STATE  
 Opponent SEC offensive high - 1.10, VANDERBILT  
 Opponent SEC offensive low - 0.88, Florida

## Clutch Free Throws

Free throws during a two-possession game (six points or less) at any point with 3:00 or less to play or overtime:

Player	FTs	Pct.
Davion Mintz	3-3	1.000
Dontaie Allen	2-2	1.000
Brandon Boston Jr.	2-2	1.000
Devin Askew	3-4	.750
Isaiah Jackson	1-2	.500
Olivier Sarr	0-2	.000

**Kentucky 11-15 .733**

there's more to the ejections than just the record.

Calipari's most recent two ejections have sparked impressive comebacks. Against Mississippi State on Jan. 2, Calipari was hit with back-to-back technical fouls and tossed with more than nine minutes to play. After the Bulldogs' three free-throw makes, UK was behind nine and appeared to be spiraling towards an unthinkable seventh straight loss.

Not so fast. Evoking the player empowerment that Calipari has pleaded with his team to make, the players and the assistant coaching staff responded with the type of resiliency and fight that might turn UK's season around. Kentucky followed Calipari's ejection against the Bulldogs with 10 straight points to take the lead and endured a back-and-forth ending to win in double overtime.

Was the ejection intentional to light a fire under his team? "The first one, yes I did because there were two or three things that happened, and we weren't going to have a chance to win if it didn't change," Calipari said.

It was similar to Calipari's ejection last season at Arkansas. In arguably the most hostile environment UK faced all season, Calipari got the boot with 8:19 to play and Arkansas threatening to take control of the game.

No problem. Ashton Hagans put his arm around Calipari as he was escorted off the court and told him, "Coach, we got this," and the Wildcats promptly responded with a 15-0 run. Calipari points to that game, when his players became "empowered," as the key to Kentucky's regular-season Southeastern Conference championship run.

In February 2016 at South Carolina, Calipari was tossed early in the game, which only seemed to motivate Kentucky in one of its most dominant victories of the season, an 89-62 rout. Tyler Ullis coached the offense from the floor and Kenny Payne coached the defense from the bench. UK played its best basketball from that point forward that season.

The lone loss in a Calipari ejection also came at South Carolina, in March 2014, but even that expulsion seemed to turn things around for UK. After that loss, with Kentucky's season failing to live up to huge expectations to start the season, Aaron Harrison promised fans that the season was going to be a "great story."

Harrison's words were prophetic as Kentucky would turn the season around. The Wildcats nearly won the SEC Tournament championship and then marched through one of the toughest draws in NCAA Tournament history, knocking off undefeated and top-seeded Wichita State, downing defending national champion and archrival Louisville, and defeating defending national runner-up and Big Ten champion Michigan before edging Wisconsin in the Final Four. UK became the first team ever to knock off three of the previous season's Final Four teams.

Calipari's other ejection as UK's head coach was late in a win vs. Mississippi Valley State during the 2010-11 season.

## Camp Cal in Session

Following the script of most of the previous John Calipari teams at Kentucky, UK is off to a quality start in Southeastern Conference action. It shouldn't come as a major surprise after quality time in Camp Cal.

With players out of school for the winter break -- which has been lengthened by a modified university fall and spring class schedule due to the COVID-19 pandemic -- the Wildcats have been exclusively focused on basketball and will continue to be for nearly two months. UK will often practice two times a day in addition to a workout session with strength and conditioning coach Robert Harris.

In a normal year where there isn't a pandemic, Calipari has the players over to his house to eat and rest in between practices and the team goes out to eat together almost every night. That won't be fully possible this season due to COVID-19 safety protocols, but the team will still basically eat, sleep and drink basketball during this time of the season. This period is often when Calipari's teams improve the most.

The proof is in the numbers. As successful as Calipari's teams have been in the nonconference portion of their schedule, it's the conference season where his teams really take off. UK has won six regular-season SEC titles in the previous 11 seasons and another six SEC Tournament championships under Calipari.

The first day of spring classes -- and, in essence, the end of Camp Cal -- is Jan. 25.

## Forever Young

With Keion Brooks Jr., who averaged 4.5 points and 3.2 rebounds in 31 games with six starts, as the lone major contributor to the roster from last season, UK was tasked with replacing 94% of its scoring from last season. That's the most of the John Calipari era. It also had to replace 92.4% of its minutes, 91.3% of its rebounds, 98.6% of its assists, 92.0% of its steals and 91.5% of its blocks -- and Brooks missed the first nine games of the season.

According to an NCAA survey at the beginning of the season, Kentucky's three scholarship returners was among the nation's least amount of returning experience.

Through games on Jan. 10, KenPom.com lists UK's average lineup experience at 0.90, the sixth-most inexperienced team in the nation that has played in a game in 2020-21. And without Brooks until last game, UK's roster continuity is dead last in the country.

That's, of course, nothing new for Calipari's teams. Only the 2010-11 team's average years of experience was greater than 1.0 with an average of 1.16 years in 12 years under Calipari. The youngest team was the 2017-18 squad with an average age of 0.18.

As of Jan. 9, the Wildcats have had six different true freshmen start a game this season. In all 10 contests, UK has started at least three true freshmen. Of the possible 50 starts this season, 33 have been made by UK's freshman class. That's the most of any team in the nation. The six different freshmen to start a game is also tops in the country.

## Cats Don't Count on the 3 but Warming Up

New rules that moved the 3-point line to the international basketball distance of 22 feet, 1.75 inches had an impact on college basketball last season. The Wildcats were not immune in the early-going.

But just like last season when Kentucky got off to a slow start but found its range from deep later in the season, the 2020-21 team appears to be doing the same.

Kentucky was shooting just 25% from behind the arc (30 of 120) entering Southeastern Conference play, among the worst marks in the country, but UK has found its stroke in the league. During the three-game SEC winning streak, the Wildcats are 22 of 47 from 3-point range, a 46.8% mark.

Dontaie Allen has been a big reason for the success. Averaging 28.7 minutes in conference play, Allen is 11 of 19 from behind the arc. Davion Mintz is 5 for 13 and Devin Askew is 3 for 6.

Kentucky is still shooting its worst mark of the Calipari era despite the recent success, rank near the bottom nationally in both 3-point field goals per game (ranked 315th through games on Jan. 9 with 5.2 per game) and 3-point scoring distribution (only 22.8% of UK's points come from 3s, which is 323rd thus far), have taken 44 fewer 3-pointers than the opposition, and made five or fewer 3-pointers in six of 19 games.

However, it's early in the season, UK dug itself quite a hole percentage wise, and if you've followed Calipari's teams over the years, Kentucky has never relied on the 3-point shot. While teams nationally are taking more 3-point shots than ever before, UK has bucked the trend and played to the style that's best suited for that particular group.

The highest percentage of 3-point shots taken under Calipari was the 2010-11 Final Four team that lofted 32.4% of its shots from beyond the arc. No surprise, that team consisted of Brandon Knight and Doron Lamb on the perimeter is also Calipari's top 3-point shooting team at Kentucky.

Calipari typically likes his teams to take between 20 to 24 3-point attempts per game. UK is averaging 16.7 3-point attempts in its 10 games.

Kentucky's 31.1% mark from 3 isn't ideal but last season's team should give some perspective. That group started slow and rebounded to shoot 34.3% for the season.

Not relying on the 3 certainly doesn't hurt the Wildcats. UK is 10-2 all-time under Calipari when making one or fewer from long range.

Year	% of Attempts from 3	3-Point FG%
2009-10:	.313	.331
2010-11:	.324 (highest)	.397 (highest)
2011-12:	.265	.378
2012-13:	.293	.346
2013-14:	.276	.332





# NOTES

2014-15:	.271	.349
2015-16:	.310	.366
2016-17:	.316	.353
2017-18:	.258 (lowest)	.357
2018-19:	.296	.354
2019-20	.266	.343
2020-21	.284	.311 (lowest)

## Mr. Jackson is For Real

The blocked shots standard at Kentucky starts and stops with Anthony Davis.

In 2011-12, en route to nearly every major national player of the year award, the freshman blocked 186 shots, smashing the previous school record held by Andre Riddick and Melvin Turpin and threatening the NCAA Division I mark.

Just a year later, Nerlens Noel was on pace to challenge the record before a knee injury ended his season early. And coincidentally, just a season after that, Willie Cauley-Stein put up formidable numbers. They are the only players in school history with 100 or more blocks in a single year.

Since those three players left for the pros, Kentucky hasn't had the type of elite rim protection that those three provided.

Enter Isaiah Jackson. The freshman forward has the ability to be an elite shot blocker and has shown at times to be just that.

In the second game of the season, vs. Kansas, Jackson blocked eight shots, the most for a UK player since Cauley-Stein had nine against Boise State on Dec. 10, 2013. They are also the most ever by a Wildcat against an Associated Press top-10 opponent in program history.

After three straight appearances with just one block a game, Jackson has swatted a combined 13 shots over the last four games to give him a total of 28 for the season. That's behind the pace of UK's all-time best rim protectors, but his block percentage is actually better than Davis, Noel and Cauley-Stein.

Davis had a 13.8 block percentage during the 2011-12 season, Noel posted a 13.2 in 2012-13 and Cauley-Stein was at 12.3 during 2013-14. Jackson is currently ahead at 14.0%, ranked sixth nationally (through games on Jan. 9), and his 5.3 blocks per 40 minutes just barely trails Davis (5.8) and Noel (5.5).

Where Jackson needs to improve to catch up to his predecessors, and more importantly, to help UK win, is staying out of foul trouble. Jackson is averaging 5.5 fouls per 40 minutes. By contrast, Davis averaged just 2.4 and Noel was at 3.2.

The foul trouble is what has limited Jackson from reaching his dominant potential. He's played no more than 21 minutes over the last six games because of foul trouble and has fouled out twice this season.

With Jackson's rim protection, UK is fourth in the country in block percentage at 15.8%.

Player	Season	Blk. Pct.	Blks./40	Fouls/40 Min.	Blks through 10
Anthony Davis	2011-12	13.8	5.8	2.4	44
Nerlens Noel	2012-13	13.2	5.5	3.2	39
Willie Cauley-Stein	2013-14	12.3	4.8	4.5	44
Isaiah Jackson	2020-21	14.0	5.3	5.5	29

## Cats Deliver the Knockout Punch

Kentucky is 283-10 (96.6%) in the John Calipari era when leading by at least 10 points at any time in the contest.

UK has surrendered two such instances in 2020-21. The Wildcats yielded a 13-point lead in a loss to No. 7/5 Kansas on Dec. 1 and an 11-point advantage was swallowed up by No. 21/22 North Carolina on Dec. 19.

Seven of the 10 losses are to conference opponents.

Perhaps most impressive of all is that 70.5% of games Calipari has coached in at Kentucky have produced 10-point leads at some point during the game for UK. The Wildcats have led by 10 points or more in a whopping 84.7% of Calipari's 334 career wins at Kentucky.

## Hold Them to 55 Points, 40%

Defense has always been a recipe for success for the Wildcats under John Calipari. The special ingredient: 55 points. UK is a perfect 78-0 under Calipari when holding the opponent to 55 points or fewer, including 1-0 this season.

The Wildcats are 187-8 (96.0%) under Calipari and 2-1 this season when limiting the opponent to 63 points or less. Kentucky's 61-59 loss to Tennessee in 2017-18 snapped a 60-game winning streak when holding the opponent to 63 or less.

Kentucky also fares well when it keeps the competition to 40% or less from the floor. UK is 205-20 (91.1%) vs. opponents under Calipari when its field-goal percent is 40% or less. The Wildcats are 3-1 this season when that occurs.

## Three (Transfers) is More

The Wildcats added three high-impact transfers in Wake Forest forward Olivier Sarr, Creighton guard Davion Mintz and Rhode Island forward Jacob Toppin -- and all three have played important parts in UK's improved play of late.

This season, the transfers have accounted for 37.5% of the scoring, 30.9% of the rebounding, 36.1% of the assists and 26.9% of the steals.

The trio were arguably the three most important pieces in Kentucky's win over Vanderbilt, a nine-point comeback effort.

Sarr had a game-high 24 points and made a career-high 14 free throws. He also accounted for a team-best seven rebounds and added a pair of blocks. Davion Mintz scored 11 points, none were more important than his game-winning corner 3-pointer with less than a minute to play. Jacob Toppin added six points, six boards and a block, but it was his shut-down defense on the Commodores' Scotty Pippen Jr. down the stretch that provided the lift the Wildcats would need to close out yet another close game.

"I'm really proud of him, and I told the team the reason we won the game is Jacob guarded (Pippen)," UK head coach John Calipari said. "(He) was ridiculous. And, again, I told them, whoever fights, I'm leaving in the game. I need fighters."

The three transfers have lead the way when UK has needed the fight the most.

Since entering the starting lineup, Mintz is averaging 12.3 points, 4.3 rebounds, 2.8 assists and 1.1 steals per game. He had a team-high 19 points with four 3-pointers at Louisville and a game-high 17 points and eight boards against North Carolina.

Sarr leads the team with a pair of double-doubles and two 20-point scoring efforts. He had 22 points and seven rebounds against Notre Dame and then the 24-point game against Vanderbilt on 14-of-17 shooting at the foul line.

Despite missing two game-winning shots against the Irish and Louisville, Sarr has rebounded with three impactful games to begin the Southeastern Conference slate. He leads the team with 16.0 points and 7.0 rebounds per game in league play.

Toppin broke out with season-highs of points (10), rebounds (six) and minutes (25) at Louisville. In an expanded role over the last six games, he's averaging 5.3 points and 3.7 rebounds per game. His per-40 numbers increase to: 12.2 points and 8.4 rebounds per game.

Sarr, at 7-feet, 255 pounds, enjoyed a breakthrough season in 2019-20 at Wake Forest, averaging 13.7 points, 9.0 rebounds and 1.2 blocks per game. He shot 52.7% from the floor, made the All-Atlantic Coast Conference Third Team and was the runner-up for the 2020 ACC Most Improved Player award.

A 6-3 guard out of Creighton, Mintz played in 97 games with 79 starts for the Bluejays. Mintz redshirted in 2019-20 after battling an ankle injury in the preseason and then re-aggravating it in practice upon his return, but he started all but one game in the previous two seasons. He started all 35 games for Creighton in 2018-19, averaging 9.7 points, 3.0 assists and 3.0 rebounds in 28.8 minutes per game. Mintz was regarded as the Bluejays' best defender and ranked second on the team with 40 steals.

Toppin, a 6-8 forward, is the brother of Dayton's Obi Toppin, the consensus national player of the year in 2019-20. Jacob Toppin became an immediate contributor for a Rhode Island team that went 21-9 on the season and finished 13-5 in the Atlantic 10. He scored in double figures five times in his freshman season, highlighted by 12 points and eight rebounds vs. Richmond, a potential at-large NCAA Tournament team this past season, and 12 points in 11 minutes vs. Saint Joseph's. He also performed well vs. his future SEC foes Alabama and LSU, scoring 11 points and 10, respectively, in nonconference play.

## Lineup Comparison

Most Frequent Lineups	Total Minutes	Points For	Points Against	+/-	+/- Per 40 Min.
Askew, Boston, Clarke, Jackson, Sarr	41:42	75	61	+14	+13.43
Boston, Clarke, Jackson, Sarr, Mintz	28:20	47	42	+5	+7.06
Askew, Boston, Jackson, Sarr, Mintz	26:48	38	31	+7	+10.45
Askew, Boston, Clarke, Sarr, Fletcher	17:56	26	36	-10	-22.30
Askew, Clarke, Jackson, Sarr, Mintz	15:11	36	26	+10	+26.34
Askew, Boston, Jackson, Mintz, Toppin	13:27	18	17	+1	+2.97
Askew, Boston, Sarr, Mintz, Ware	11:33	20	25	-5	-17.32
Askew, Boston, Jackson, Mintz, Ware	11:10	22	16	+6	+21.49
Askew, Sarr, Mintz, Ware, Allen	10:15	15	14	+1	+3.90
Boston, Clarke, Mintz, Ware, Toppin	9:37	13	12	+1	+4.16



# NOTES

## Kentucky's Schedule Packs a Punch

Kentucky's schedule is always among the toughest in the country and this season certainly is no different.

UK's nonconference slate has seen the Wildcats play Kansas in the Champions Classic, featured nonconference games against Atlantic Coast Conference foes Georgia Tech, Notre Dame, North Carolina and Louisville, and sees the Wildcats host Texas on Jan. 30 in the SEC/Big 12 Challenge.

Five Kentucky opponents are ranked in the Jan. 11 Associated Press Top 25, including three nonconference opponents in Texas (No. 4), Kansas (No. 6) and Louisville (No. 16).

Tennessee, at No. 10, and Missouri, at No. 17, are the Southeastern Conference squads ranked among the AP Top 25. Four more teams in Alabama, Arkansas, LSU, and Florida sit just outside the top 25 and received votes. Kentucky plays Tennessee, Alabama and Florida twice. Twelve SEC schools ranked in the top 100 and five in the top 50 in the NCAA Net Evaluation Tool rankings on Jan. 11.

UK's 2020-21 opponents combined to go 395-293 last season, a .574 winning percentage. Nine of the Wildcats' 22 total competitors ranked in the top 50 of the NCAA Evaluation Tool as of Jan. 5.

In 2020-21, the 10 opponents UK has played have a record of 67-37 (64.4%) through games on Jan. 9 with eight of the foes posting winning records. Eight of the opponents rank in the top 100 of KenPom.com and four are in the top 50. KenPom.com ranks UK's current schedule as the 15th-toughest in the country.

Adhering to the NCAA Division I Council's framework for scheduling, UK will play in 24 regular-season games with one three-game multi-team event, resulting in 27 total games before postseason play. The Wildcats will play nine nonconference opponents to go along with 18 SEC matchups. SEC play begins Dec. 29.

The league has built-in make-up dates scheduled for March 5-7 in case games are postponed due to COVID-19 safety protocols.

## UK Freshman Class Ranked No. 1

If it's not an annual certainty at this point, it's at least become a yearly expectation for John Calipari to reel in a top-ranked recruiting class every season. He's *only* done it in *every* year at Kentucky.

This year's group is no exception as they have had to shoulder a major load. Led by Brandon Boston Jr. and Terrence Clarke, two of the team's three leading scorers, the six true freshmen scholarship players have accounted for 53.4% of the points, 57.3% of the rebounds, 60.5% of the assists, 71.6% of the steals and 67.2% of the blocks. A freshman leads UK in virtually every major statistical category: points (Boston - 128), rebounds (Isaiah Jackson - 72), assists (Devin Askew - 28), steals (Boston - 15) and blocks (Jackson - 28).

The seven-man class includes guards Askew, Boston and Clarke and forwards Jackson, Lance Ware and Cam'Ron Fletcher, plus walk-on guard Kareem Watkins. The Wildcats also added three high-impact transfers (more on them to follow), but they are not included in the official signing class rankings.

As for those rankings, UK finished atop them all. ESPN, 247Sports and Rivals each tabbed the Wildcats' haul the No. 1 class in their final team rankings. The Recruiting Services Consensus Index, which tallies major recruiting rankings and plugs them into a formula to calculate a consensus ranking, also ranked it the top class in the country.

With two players rated consensus top-10, five-star prospects and all six of the scholarship signees tabbed four- or five-star players, UK formed its 12th straight top-three signing class under Calipari. Of those 12 classes, eight have been tabbed No. 1 in the final rankings by at least one of the three major recruiting services, the best mark of any team and coach.

Boston, a consensus five-star prospect, was ranked the highest in UK's class. The 6-foot-7 guard out of Norcross, Georgia, was tabbed as high as No. 5 in the Rivals rankings. Boston is UK's highest rated signee since Skal Labissiere in 2015 (No. 1 in Rivals, No. 2 in ESPN and 247Sports).

Clarke, a 6-7 guard, was just behind Boston in the rankings. The Boston native was also a consensus five star and was ranked as high as No. 8 by Rivals.

Also picking up five-star ratings by at least one of the three major services were Askew, who earned the elite status from ESPN, and Jackson, who earned the distinction from Rivals. Fletcher and forward Ware were consensus four-star prospects.

## Big and Tall

This Kentucky team certainly passes the eye test.

The 2020-21 group has length at every position. Ten of the 15 players on the roster are 6-foot-6 or taller, including nine of the 12 scholarship players.

The team has an average height of 77.7 inches, just a touch less than 6-6 per player. That's among John Calipari's tallest teams at Kentucky. Only the 2009-10 (79 inches), 2010-11 (78.6), 2017-18 (78.1) and 2019-20 (77.9) squads averaged more height. Remove UK's three walk-ons of Brennan Canada (78 inches), Riley Welch (72) and Kareem Watkins (68) and the average height goes up to 78.9 inches, about 6-7 per scholarship player.

Senior forward Olivier Sarr is the 10th 7-footer in UK history and the first since Isaac Humphries in 2016-17.

According to KenPom.com, Kentucky's average used height of 79.0 inches is the fifth-tallest team in the nation, through games on Jan. 9.

But length isn't just measured by height. Wingspan is perhaps the most important factor of all, which this team has plenty of. Five players feature a wingspan of seven feet or more, led by Sarr at 87.5 inches, almost 7-4.

Measurable-wise, sophomore forward Jacob Toppin has the best maximum vertical leap on the team at 42.5 inches. Cam'Ron Fletcher checked in at 40.0.

Also of note, 6-9 freshman forward Isaiah Jackson ran the fastest 3/4-court spring at 3.21 seconds, and sharpshooting redshirt freshman guard Dontae Allen has a hand width of 11.5 inches, tops on the team.

## Always Efficient

According to Ken Pomeroy's calculations on kenpom.com, UK's teams under John Calipari have consistently ranked among the most efficient teams in the country per possession.

Season	Offense (Rank)	Defense (Rank)	Overall
2020-21	107.8 (73)	91.2 (16)	43rd
2019-20	112.7 (24)	95.1 (52)	29th
2018-19	117.6 (14)	90.1 (8)	8th
2017-18	115.8 (24)	95.4 (22)	17th
2016-17	119.1 (12)	91.4 (7)	4th
2015-16	120.4 (5)	98.0 (53)	6th
2014-15	119.3 (5)	86.5 (2)	1st
2013-14	117.6 (10)	96.9 (41)	11th
2012-13	108.8 (42)	99.1 (129)	42nd
2011-12	122.9 (2)	88.2 (9)	1st
2010-11	118.1 (7)	90.4 (15)	6th
2009-10	116.1 (15)	86.2 (6)	3rd

*through games on Jan. 9*

## South Carolina, Detroit Mercy Games Postponed

Kentucky's original Southeastern Conference opener against South Carolina slated for Dec. 29 in Rupp Arena was postponed due to a combination of positive tests, contact tracing and subsequent quarantining of individuals within the South Carolina program. The decision to postpone is consistent with SEC COVID-19 management requirements.

The league has built-in make-up dates scheduled for March 5-7 in case games are postponed due to COVID-19 safety protocols, but a make-up date has not been determined at this time. It is the third game of the season that has been postponed for UK.

Kentucky's game vs. Detroit Mercy on Dec. 15 in Rupp Arena was postponed as well. The game, originally scheduled for Nov. 27 in the Bluegrass Showcase and then rescheduled to Dec. 15 because of COVID-19 safety protocols, was been postponed a second time due to concerns with COVID-19 protocols and calendar logistics. A make-up date has not been set.

UK ticket holders will receive communication via email if additional changes are made to Kentucky's schedule throughout the season. Given the unusual nature of this season – specifically, the current unknowns related to postponed games getting rescheduled or canceled games getting replaced – UK Athletics appreciates the continued support, flexibility and understanding of its ticket holders. If circumstances change during the season and games are canceled and not rescheduled, UK Athletics will evaluate credit and refund options for the ticket portion of payment at the conclusion of the season.

Per the NCAA Division I Council's framework for scheduling this season, teams can play a maximum of 27 games.

## Bounce Back

Kentucky doesn't lose often during the John Calipari era, but when the Wildcats do, they usually bounce back. UK is 56-18 under Calipari following a loss (record does not count end-of-season losses) and five of those have come during the uncharacteristic six-game losing streak to start the season.

That six-game skid marked the first time in 12 seasons under Calipari Kentucky lost five or more straight games. In that stretch, UK also lost back-to-back home games with the losses to Richmond and Notre Dame, the first time with consecutive losses in the Calipari era.

It was only the second time the Wildcats lost more than two straight games -- home or away -- under Calipari. The last and only other time the Wildcats lost four consecutive games under Calipari was in 2017-18 when Kentucky dropped four straight games during the 2017-18 season. That team went on to win the Southeastern Conference Tournament and advanced to the Sweet 16.

## Wins vs. Losses in 2020-21

Result	FG%	Opp. FG%	3-Pt. FG%	Opp 3-Pt. FG%	FT%	RPG	APG	TOPG	BPG	SPG	PPG	Opp PPG
Wins	.481	.381	.444	.325	.746	36.2	15.5	12.3	8.0	8.5	78.0	62.5
Losses	.390	.421	.231	.297	.664	39.5	9.5	16.0	4.8	5.5	62.2	70.2



# NOTES

Prior to the Calipari era, the last time UK lost six games in a row was Feb. 5-22, 1989.

## Brooks Leads On and Off the Court

Keion Brooks Jr. was one of 11 Division I men's basketball student-athletes selected to serve on the newly-formed National Association of Basketball Coaches Player Development Coalition. The group is a diverse collection of players who are tasked with providing valuable perspective and feedback on college basketball-related issues.

In addition to creating a vehicle for student-athletes to address current issues, the Player Development Coalition will also provide members with numerous professional and personal development experiences. The coalition will meet quarterly and have regular opportunities to address the NABC Board of Directors and NCAA committees.

"The importance of the coalition is to make sure the players' voices are heard because the players are what make the NCAA go," Brooks said. "I also believe it's important to educate players beyond basketball, with social justice issues and how to carry yourself as a professional."

Members of the initial Player Development Coalition are North Carolina's Armando Bacot, Colorado's Evan Battley, Brooks, Harvard's Kale Catchings, Villanova's Collin Gillespie, Gonzaga's Corey Kispert, Michigan State's Joshua Langford, Duke's Wendell Moore Jr., TCU's RJ Nembhard, Syracuse's Bourama Sidibe and High Point's John-Michael Wright.

## Boston, Sarr Tabbed Preseason All-SEC

Kentucky newcomers Brandon Boston Jr. and Olivier Sarr were selected to the two preseason All-Southeastern Conference squads by league and national media and the SEC coaches.

Boston and Sarr earned identical honors from the league and the coaches. Boston, a freshman, was an All-SEC First Team pick and Sarr, a senior transfer from Wake Forest, was an All-SEC Second Team selection. Boston picked up votes for SEC Player of the Year in the media poll.

While noteworthy, preseason honors don't always tell the story of the season. Neither Immanuel Quickley nor Nick Richards were picked for the preseason media All-SEC teams or the coaches' All-SEC picks a season ago. Quickley played his way to the coaches' 2020 choice for SEC Player of the Year while making the media's All-SEC First Team, and Richards was an All-SEC First Team selection by both.

Kentucky has featured at least one player on one of the two end-of-the-season All-SEC teams (media or coaches) since 2006-07.

## Four Players on National Watch Lists

Four Wildcats -- Brandon Boston Jr., Terrence Clarke, Isaiah Jackson and Olivier Sarr -- started the season on major national watch lists.

Boston and Clarke are two of 50 players on the Naismith Trophy preseason watch list, awarded annually to the national player of the year by the Atlanta Tipoff Club. Boston and Olivier Sarr are on the watch list for the John R. Wooden Award. Boston is also one of 20 players on the National Association of Basketball Coaches' national player of the year honor.

Four Wildcats are on preseason watch lists for the positional player of the year awards presented by the Naismith Memorial Basketball Hall of Fame.

Boston is on the list for the Julius Erving Award (best small forward), Clarke is nominated for the Jerry West Award (best shooting guard), Jackson is tabbed to the Karl Malone Award watch list (best power forward) and Sarr is among the candidates for the Kareem Abdul-Jabbar award (best center).

## Calipari Builds 'Staff of the Future'

Kentucky's bench looks significantly different this season with the additions of Bruiser Flint and Jai Lucas and the departure of Kenny Payne.

Payne, UK's longtime associate head coach and assistant since 2010-11, accepted an assistant coaching position with the New York Knicks in August on Tom Thibodeau's staff. He joined former UK players Julius Randle and Kevin Knox in New York.

The departure of Payne offered Calipari the opportunity to alter some responsibilities and create a new position.

Tony Barbee moved to a new position, the associate to the head coach, where he plays a central part in helping Calipari run the program. Barbee, who played a key role in Kentucky's game management and Xs and Os as an assistant, has taken on increased responsibility in game planning, scouting opponents, and helping Calipari formulate the team's approach in practices and in games.

In terms of additions, Calipari first brought in Flint, a former Calipari assistant with more than 30 years of coaching experience, to fill Payne's assistant void and hired Lucas, a Texas assistant coach, to be an assistant coach/recruiting coordinator.

Joel Justus remains in the other assistant role and longtime Calipari right-hand man John Robic remains as a special assistant to the head coach with basketball operations duties.

Calipari looked to NBA coaching staffs as a model for his changes. He has called this new setup "a staff of the future."

With a blue-collar background and an infectious personality, Flint is well known in the college basketball fraternity for his success in both recruiting and developing players. His honest, engaging approach has been the consistent variable behind 20 successful seasons as a Division I head coach at Drexel (2001-02 to 2015-16) and UMass (1996-97 to 2000-01), plus several prominent assistant coaching stops, including seven seasons at UMass under Calipari. He served the last three seasons as an assistant at Indiana.

Flint won 331 games as a head coach during his 20 seasons at the helm at UMass and Drexel. Four times he was named Colonial Athletic Association Coach of the Year (2002, 2004, 2009 and 2012) and National Association of Basketball Coaches District Coach of the Year (1998, 2007, 2009 and 2012).

Flint was a member of Calipari's staff at UMass from 1989 through the 1995-96 season, helping build a national program in Amherst, Massachusetts, after 11 straight losing seasons. With Calipari and Flint on staff, the Minutemen made five NCAA Tournament appearances, including the 1996 Final Four run, to go along with five Atlantic 10 regular-season and five A-10 Tournament titles.

Lucas is a former McDonald's High School All American and now a highly respected coach. As an assistant, Lucas has been tasked with taking a lead role in Kentucky's recruiting efforts while filling the traditional on-court roles of an assistant, including helping with game and practice preparation and playing a key role in player development through practice and individual workouts. Additionally, as recruiting coordinator, he manages official and unofficial visits and is responsible for the recruiting strategy for the program.

Lucas spent the previous eight seasons at his alma mater on the University of Texas' coaching staff. A native of Houston, Lucas began his career as a special assistant of the basketball program under Rick Barnes for two seasons. Upon Shaka Smart's hiring, Lucas moved into the director of basketball operations role before being elevated to an assistant coach for the 2016-17 season. He is known in basketball circles for his high-level player development and a penchant for formulating strong relationships.

Also of note, DeWayne Peevy, UK's former deputy director of athletics who also served as the basketball administrator, was named director of athletics at DePaul in August. A longtime confidant of Calipari's, Peevy was in charge of Kentucky's schedule. Kevin Sergent, associate athletic director of compliance, is the new basketball administrator. Sergent and Robic now oversee scheduling.

## Even by UK Standards, Major Roster Overhaul

With an unmatched ability to prepare and produce players for the NBA Draft, Kentucky is used to major roster overhauls on an annual basis. But the one the Wildcats face in 2020-21 has been their most challenging yet.

UK said farewell to nine players, five starters and eight of the top nine scorers from the 2019-20 roster. Nick Richards, Immanuel Quickley, Ashton Hagans, EJ Montgomery and Tyrese Maxey all forfeited their remaining eligibility and declared for the NBA Draft, with three of them earning selection in the Nov. 18 draft. Nate Sestina's college eligibility expired, Johnny Juzang transferred, Ben Jordan returned to baseball full time and Kahlil Whitney de-

## Efficiency Stats

Player	Minutes	Assist %	Effective FG %	True Shooting %	Usage %	Def. Reb. %	Off. Reb. %	True Reb. %
Dontaie Allen	106	0.0	.662	.682	19.8	11.3	1.1	6.3
Devin Askew	295	18.0	.460	.527	16.2	7.8	1.6	4.7
Brandon Boston Jr.	308	9.1	.383	.444	26.3	12.1	7.1	9.6
Keion Brooks Jr.	25	43.0	.750	.750	20.1	26.2	0.0	13.4
Brennan Canada	1	0.0	.000	.000	0.0	0.0	0.0	0.0
Terrence Clarke	219	13.0	.465	.472	22.4	7.6	3.0	5.3
Cam'Ron Fletcher	52	12.0	.591	.591	12.2	21.2	6.4	13.8
Isaiah Jackson	212	8.3	.440	.478	18.4	23.7	14.0	19.0
Davion Mintz	293	19.9	.506	.535	20.0	8.0	3.5	6.3
Zan Payne	1	0.0	.000	.000	0.0	0.0	0.0	0.0
Olivier Sarr	268	9.8	.506	.559	22.2	15.1	8.1	11.7
Jacob Toppin	138	4.6	.452	.470	18.1	16.6	6.6	11.8
Lance Ware	131	6.6	.417	.475	9.9	17.5	12.2	14.9
Riley Welch	1	0.0	.000	.000	0.0	0.0	0.0	0.0



# NOTES

parted for a professional career midseason.

That left the Wildcats with just one scholarship player who played in 2019-20: Keion Brooks Jr., who averaged 4.5 points and 3.2 rebounds in 31 games, including six starts. And he has yet to play this season with a lingering left leg injury.

UK was tasked with replacing 94% of its scoring from last season, 98.6% of its minutes, 84.4% of its rebounds, 92.0% of its assists and 91.5% of its blocks. It's the highest loss of points and assists production of the John Calipari era, and according to an NCAA survey of communications directors across the country, UK is replacing a higher scoring percentage than any other school in the country. Only the 2012-13 Kentucky team, which went to the NIT after the 2011-12 team won the national title, had to replace more minutes.

## Big-Game Cal, Cats

John Calipari's teams aren't just good against the best teams in the country, they're great. Not only does Kentucky own a 63-35 record (.643) vs. Associated Press Top 25 teams under John Calipari, UK is 7-4 when both teams are ranked in the AP top five.

All-time, Calipari is 13-8 when both teams are ranked in the AP top five. When both teams are ranked in the AP Top 25, Calipari's all-time record is 86-57, including a 55-30 mark at Kentucky. When both are ranked in the top 10 he has a 27-19 record, including 16-12 at UK.

By defeating top-ranked Michigan State to start the 2019-20 season, UK knocked off the No. 1 team in consecutive seasons for the first time in school history. Kentucky downed Tennessee on Feb. 19, 2019. With the win over MSU to begin 2019-20, the Wildcats have nine victories over the No. 1 team in 25 tries in program history.

Calipari improved to 6-4 vs. the No. 1 team in his career with the win vs. Michigan State, including 3-2 at Kentucky. According to ESPN, Calipari is the only coach with a winning (.600) percentage against No. 1 ranked teams with a minimum of 10 games faced against the No. 1.

## Taking Care of Business

Kentucky's 63-35 record vs. opponents ranked in the Associated Press Top 25 in John Calipari's tenure is impressive, but the Wildcats' ability to beat all-comers can't be overlooked. Under Calipari, UK is 271-48 vs. unranked competition, an .850 winning percentage.

## Best in the Bluegrass

Kentucky is 20-3 against in-state foes with Calipari at the helm, including an 11-3 mark vs. Louisville. Two of the victories over the Cardinals were in postseason play. UK's four-game winning streak was snapped in 2016-17 but the Wildcats have won all six meetings played in Rupp Arena, including a 29-point blowout in 2017-18, the third-biggest margin of victory in the history of the series. Louisville's three wins are by a combined nine points.

Here's a list of the meetings between the state's two premier programs since Calipari took over at UK:

- Jan. 2, 2010 - UK won 71-62 at Rupp Arena
- Dec. 31, 2010 - UK won 78-63 at the KFC Yum! Center
- Dec. 31, 2011 - UK won 69-62 at Rupp Arena
- March 31, 2012 - UK won 69-61 at the Superdome (NCAA Final Four in New Orleans)
- Dec. 29, 2012 - Louisville won 80-77 at the KFC Yum! Center
- Dec. 28, 2013 - UK won 73-66 at Rupp Arena
- March 28, 2014 - UK won 74-69 at Lucas Oil Stadium (NCAA Sweet 16 in Indianapolis)
- Dec. 27, 2014 - UK won 58-50 at the KFC Yum! Center
- Dec. 26, 2015 - UK won 75-73 at Rupp Arena
- Dec. 21, 2016 - Louisville won 73-70 at the KFC Yum! Center
- Dec. 29, 2017 - UK won 90-61 at Rupp Arena
- Dec. 29, 2018 - UK won 71-58 at the KFC Yum! Center
- Dec. 28, 2019 - UK won 78-70 (OT) at Rupp Arena
- Dec. 26, 2020 - Louisville won 62-59 at KFC Yum! Center

## 31 Wildcats on NBA Opening-Day Rosters

Amid all the changes to the NBA schedule and the uncertainty over the last year, one thing remains a constant in the professional ranks: No other program prepares its players for the NBA quite like Kentucky.

As the 2020-21 NBA season began in mid-December, a staggering 31 players on NBA opening-day rosters (including two-way and inactive lists) played and finished their college basketball careers at Kentucky. Underscoring the fact that no other school in the country can match UK's ability to develop players and put them in the NBA, UK's 31 players were once again the most of any college basketball program, beating the next-closest school (Duke with 26) by five players.

Of the 495 players in the NBA to start the 2020-21 season, 6.3% played and finished their college basketball careers at UK. There are actually fewer teams without a Wildcat (12) than there are NBA teams featuring Wildcats (18).

Kentucky's NBA dominance is best represented in Charlotte, Minnesota, New York and Oklahoma City, where a combined 13 Wildcats now play at the highest level of the game.

Former UK stars Kevin Knox II (2018), Nerlens Noel (2013), Immanuel Quickley (2019-20) and Julius Randle (2014) call New York their professional home, leading some to nickname the franchise the Kentucky Knicks.

Malik Monk (2017), Nick Richards (2018-20) and PJ Washington (2018-19) are all in Char-

lotte; Hamidou Diallo (2017-18), Shai Gilgeous-Alexander (2018) and Darius Miller (2009-12) suit up for OKC; and Ashton Hagans (2019-20), Karl-Anthony Towns (2015) and Jarred Vanderbilt (2018) are with Minnesota.

Four other franchises—the Houston Rockets (DeMarcus Cousins [2010], John Wall [2010], Miami Heat (Bam Adebayo [2017], Tyler Herro [2019]), the New Orleans Pelicans (Eric Bledsoe [2010], Wenyen Gabriel [2017-18]) and the San Antonio Spurs (Keldon Johnson [2019], Trey Lyles [2015])—opened the season with at least two Wildcats apiece.

With so many players in the NBA, it was an active offseason for the Wildcats. Several former UK players found new homes. Most notably, Wall and Cousins, the centerpieces of John Calipari's first Kentucky team in 2009-10, have been reunited in Houston. Both returned after missing last season with injuries.

Rajon Rondo (2005-06), now in his 15th season, is the most experienced Kentucky player in the league and landed with the Atlanta Hawks, his seventh different NBA team. Hagans, Tyrese Maxey (Philadelphia 76ers), Quickley and Richards have made immediate impressions with their teams as rookies.

Of the 31 Wildcats on an opening-day NBA roster, Calipari has coached 30 of them. With Derrick Rose (Detroit Pistons), who played for Calipari during the 2006-07 season at Memphis, Calipari has coached 31 players on 2020-21 opening-day rosters.

It's worth noting that approximately 20 more Wildcats are slated to play in the NBA G League or playing professionally overseas. Former UK video coordinator Frank Vogel and former Kentucky assistant Kenny Payne are in the league as coaches. Vogel is the head coach of the Los Angeles Lakers and Payne is an assistant with the Knicks. Other notable alumni include, 1978 national champion Dwane Casey, who returns as head coach of the Detroit Pistons, and Pat Riley continues to serve as president of the Heat.

Kentucky has enjoyed unprecedented success at putting players in the NBA under Calipari. In the 11 previous seasons of the Calipari era, 41 players have been selected in the NBA Draft, more than any other school. Included in the recent run are 31 first-round picks, three No. 1 overall selections (Anthony Davis [2012] Towns and Wall) and 21 lottery selections.

Calipari's players have entered the league NBA-ready. His players have garnered 23 All-Star selections, with Davis winning the game's MVP honor in 2017. Rose was named NBA MVP in 2011. Five of his players have been tabbed All-NBA, three have been named NBA Rookie of the Year, and 14 players from Calipari's first 10 teams at Kentucky have made the NBA All-Rookie teams.

The most recent indicator of NBA success was this past NBA season, particularly in the NBA bubble in Orlando. Whether it was four players vying for an NBA championship in the NBA Finals, record-setting scoring performances, early 20-something-year-olds quickly becoming stars or Wildcats making game-winning plays, UK players had their fingerprints all over the NBA Playoffs.

Jamal Murray (2016) ascended to superstar status with mind-blowing scoring performance after mind-blowing scoring performance for the Denver Nuggets. According to the Elias Sports Bureau, only two other players scored more points over a three-game span in the NBA Playoffs: Jerry West (1965) and Michael Jordan (1988).

Adebayo and Herro captivated NBA fans while leading a young and exciting Miami Heat team to the NBA Finals. Adebayo emerged as one of the game's best big men and had an unforgettable block in game one of the Eastern Conference finals. Herro hit clutch shot after clutch shot during the postseason run, highlighted by a 37-point night vs. the Boston Celtics in the Eastern Conference finals.

Before the postseason began, Devin Booker (2015) nearly willed the Phoenix Suns into the playoffs by going undefeated during the regular-season restart.

And the crowning achievement belonged to the Davis, Rondo and Vogel, who won the NBA title with the Lakers. Davis hit an unforgettable game-winning 3 in the Western Conference finals and dominated in the championship series, while Rondo stifled opponents with his never-aging craftiness and ability to share the basketball. Davis became just the eighth player all-time to win an NCAA title, an NBA ring and an Olympic gold medal. It was Rondo's second NBA championship.

Before the NBA Finals had even started, Kentucky alumni had already scored more points in this NBA Playoffs run than any other school in NBA postseason history.

Using figures compiled by basketball-reference.com and spotrac.com, Calipari-coached players only (which includes Rose but not Rondo) have amassed nearly \$3 billion (\$2.96) in career NBA contracts. In the 11 seasons Calipari has been the head coach at Kentucky, his players have totaled nearly \$2.6 billion in NBA contracts.

In just the 2020-21 season alone, former UK players are slated to make more than \$295 million. Calipari-coached players only (which includes Rose but not Rondo) will make just about the same thing.

Calipari and Kentucky have had multiple players selected in the first round of the NBA Draft in 11 straight seasons, the only program since the draft went to two rounds in 1989 to accomplish such a feat. No other school or coach in the country has had a first-round pick in each of the last 11 seasons. Calipari is the only coach in the history of the sport to have four players drafted No. 1 overall (Rose – 2008, Wall – 2010, Davis – 2012, Towns – 2015).

## Wildcats Ink Three in Fall Signing Period

In a year where a lot has changed, one thing has remained a constant: Kentucky head coach John Calipari and his staff have once again begun to build one of the strongest recruiting classes in the country, signing three of the nation's top players in the early fall signing period. Highly rated prospects Daimion Collins, Bryce Hopkins and Nolan Hickman have all inked na-



# NOTES

tional letters of intent with UK.

All three players are consensus four- or five-star prospects and all are ranked in the top 50 by at least one major national recruiting service. They will join the program for the 2021-22 season.

"Our fans have heard me talk a lot about what it means to be 'Built Different.' When you talk about this fall class, you've got three kids who are built to play here at Kentucky," Calipari said. "They wanted to be a part of this culture. They wanted to play against other really good players. They didn't need any promises or guarantees – only the promise that this is going to be the hardest thing they've ever done and that we will challenge them to become the best version of themselves.

"This place isn't for everybody and it takes a certain type of player – a 'Built Different' mentality – to come here and be in this competitive environment. These three are ready to take that step."

With the spring signing period still to go, UK is going to be in the mix for one of the top classes in the nation yet again. Rivals and 247 Sports ranked UK No. 3 with the three fall signees.

In every season in the Calipari era, the Wildcats have signed a top-three recruiting class according to the Recruiting Services Consensus Index, which tallies major recruiting rankings and plugs them into a formula to calculate a consensus ranking. With the fall additions, Kentucky has signed 61 top-50 recruits, 47 top-25 players and 26 top-10 players (according to Rivals) in what will now be Calipari's 13 recruiting classes at Kentucky.

UK can only comment on prospective student-athletes who have signed official paperwork to play at Kentucky.

- Collins - Forward | 6-foot-9 | Atlanta, Texas | Averaged 24.6 points, 13.7 rebounds and 7.7 blocks per game as a junior at Atlanta High School | Third Team All-State selection by the Texas Association of Basketball Coaches as a junior | Ranked No. 10 overall player in the 2021 class by Rivals | Five-star prospect | Wingspan of 7-4 | Explosive athlete | Exceptional shot-blocker and has the athletic ability to defend on the perimeter
- Hickman - Guard | 6-2 | Seattle | Four-star prospect | Averaged 17.3 points, 3.4 assists, 3.7 rebounds and 2.0 steals per game for Eastside Catholic as a junior | Connected on 38% of his 3-point field goals | First Team All-State selection by Scorebook and a Class 3A Associated Press First Team honoree as a junior | No. 30 overall player and the No. 3 point guard by 247 Sports | 6-8 wingspan | Versatile offensive game
- Hopkins - Forward | 6-7 | Oak Park, Illinois | Four-star prospect | Averaged 24.1 points, 10.0 rebounds and 3.5 assists per game as a junior | News-Gazette First Team All-State selection and the Illinois High School Association First Team 3A All-State pick | Finished fifth in Mr. Illinois Basketball voting as a junior | Ranked as high as No. 30 overall by Rivals | Versatile combo-forward who can score on all three levels

## Wildcats Give Back for the Holidays

In good times and tough times alike, Kentucky's commitment to servant leadership didn't waver this holiday season.

Dating back to his time at Memphis, John Calipari has worked with local businesses to partner and help families (usually around 10-12 families) in need for the holidays. Families are identified by local leaders and are uplifted with gifts, gift cards, food for the holidays, a new mattress and even rent checks. In a typical year, there is a reception inside with a holiday meal and Christmas carols sung by the players.

The COVID-19 pandemic forced Calipari and his team to get a little creative this year, but the event continued on.

To practice social distancing and to continue to mitigate the coronavirus, the families pulled up in their cars and the players delivered bags full of gifts and food to the families. The Christmas carols continued -- from a distance -- as the players sang from the sidewalk as families watched from the front of their cars. Players, with personal protection equipment on, delivered the gifts and food to the trunks of the vehicles.

Local businesses Kroger, Tempur-Pedic, Kentucky Branded, Oneness and Lundy's assisted with the gifts and food this year.

## Mercer and Turner Selected to UK Athletics Hall of Fame

Kentucky basketball greats Ron Mercer (1996-97) and Wayne Turner (1996-99) are two of six former UK stars in the 2020 Hall of Fame class.

The UK Athletics Hall of Fame was started in 2005 to recognize and honor persons whose participation and achievements enriched and strengthened the University's athletics program. The charter class included 88 individuals who had previously had their jersey retired by UK.

There is a five-year waiting period after leaving UK to be eligible for inclusion into the Hall of Fame. A committee consisting of Hall of Famers, media members, campus representatives and current coaches and administrators elects new inductees each year.

This year's honorees will be inducted during a Hall of Fame Weekend at a date to be determined.

Mercer was a member of the 1996 national championship team as well as the 1997 national runner-up team. He was an NCAA Consensus All-America First Team member in 1997 and a two-time NCAA Tournament All-Final Four Team selection.

After making the SEC All-Freshman Team in 1996, he was one of the top players in college

basketball in 1997. In that season, he was named the NCAA Tournament West Regional Most Outstanding Player, SEC Player of the Year by both the league's coaches and the Associated Press, and the 1997 SEC Tournament MVP. He scored 725 points in his sophomore season, at the time the fifth most in a season in program history

Mercer is a member of Kentucky's 1,000-point club (1,013). He declared for the 1997 NBA Draft after his sophomore season and was drafted sixth overall by the Boston Celtics. He played eight seasons in the NBA.

Turner was a member of the 1996 and 1998 national championship teams as well as the 1997 national runner-up team. He finished his career as UK's and the NCAA's all-time games played leader with 151 games (no-w ranks second), UK's all-time steals leader with 238, and a member of UK's 1,000-point club (1,170).

During his career, Turner helped the Wildcats to two SEC regular-season championships and three SEC Tournament titles.

Turner was named to the 1997 NCAA Tournament All-West Regional Team, the 1998 NCAA Tournament All-South Region Most Outstanding Player and the 1998 SEC Tournament MVP. He was also selected for the All-SEC Third Team and the SEC All-Tournament Team in 1999. He played one season in the NBA.

## Success Rate

The Wildcats received an NCAA award in the spring of 2020 for placing in the top 10% of all men's basketball teams in the country in the NCAA's annual Academic Progress Rate. UK scored a 994 out of a 1,000.

It's the sixth straight year the men's basketball team has received the award and the seventh time since 2009.

The APR provides a real-time look at a team's academic success by the progress of each student-athlete on scholarship. The APR measures academic eligibility, retention and graduation. The scores are a four-year composite, covering the 2015-16 through 2018-19 school years.

Every Division I sports team across the nation calculates its APR each academic year, similar to a report card. Scholarship student-athletes each semester earn one point for remaining eligible and one point for staying in school or graduating.

UK has received a perfect 1,000 mark in six of the last seven single-year APR rates. Teams scoring below 930 can face consequences intended to direct additional focus on academics. Those penalties can include practice restrictions and playing-season reductions.

The current Wildcats have also performed admirably in the classroom. This group posted a 3.122 grade-point average in the 2020 fall semester.

## Anderson Returns for College Degree

Utilizing UK Athletics' Post-Eligibility Program, former Kentucky men's basketball star Derek Anderson has graduated from the University of Kentucky. He was a part of the December 2020 commencement.

Anderson lettered at Kentucky in 1996 and 1997. He was a part of the 1996 national championship team and a key part of the 1997 national runner-up squad, a team many thought would have repeated as national champions had Anderson not injured his knee and missed the second half of the season.

Through the Post-Eligibility Program, UK Athletics pays for tuition and books for scholarship student-athletes who return to school after completing their eligibility. Since its inception in 1989, more than 150 Wildcats have returned to graduate through the program. Several other former UK basketball players, including Nazr Mohammed, Kelenna Azubuike, Jodie Meeks, Gerald Fitch and Erik Daniels, have returned to school to complete their degree in recent seasons.

Anderson, who transferred from Ohio State scored 674 points in a season in a half at Kentucky. He averaged 9.4 points and 2.4 assists for the Wildcats during unforgettable 1995-96 season and was averaging 17.7 points, 4.1 rebounds and 3.5 assists before the season-ending knee injury.

The Louisville native made the NCAA All-Regional Team in 1996 and was an All-Southeastern Conference Second Team pick by the league's coaches and an All-SEC Third Team selection by the Associated Press that season.

Anderson was drafted 13th overall in the 1997 NBA Draft and played 11 seasons in the NBA. He won an NBA Championship with the Miami Heat in 2006.

## Game-Day Changes in Effect During COVID-19 Pandemic

After receiving guidelines from state health officials, UK Athletics has designed a distanced seating plan to host fans at Rupp Arena in the healthiest manner possible for the 2020-21 season during the COVID-19 pandemic. The plan is focused on the recommended health and safety protocols for the well-being of all student-athletes, fans and staff.

At this point, the anticipated attendance for this season at Rupp Arena is up to 15% of normal arena capacity, which includes participants, essential personnel, media and a limited number of spectators. All plans are subject to change based on evolving information as well as local, state and national public health developments.

UK Athletics has taken advice from the Commonwealth of Kentucky, UK health officials, the city of Lexington and the Centers for Disease Control and Prevention. In response, UK's plan includes a number of new measures to promote a healthy game-day experience at Rupp Arena. These measures include, but are not limited to:



# NOTES

- Enhanced cleaning and sanitization procedures throughout the arena prior to and during all events
- Mobile ticketing to reduce contact between staff and fans
- Requiring face coverings for all fans at all times, with the exception of when fans are actively eating or drinking while sitting in their seats
- Requiring fans to keep the proper physical distance
- Providing signage in common areas to assist with physical distancing
- Locating hand sanitization and washing stations located throughout the arena
- Increasing physical spacing while using elevators by reducing capacity of each elevator
- Providing concessions featuring cashless transactions
- Discouraging the bringing of bags of any sort. Only small, clear bags will be admitted

A complete list of the new game-day regulations is available at the UK Athletics Gameday website.

Fans with pre-existing health conditions, or those who are at a greater risk, should consider not attending sporting events at this time. Even with these measures in place, UK Athletics can, in no way, guarantee that fans will not be exposed to COVID-19.

The UK Ticket Office and K Fund are communicating directly with season ticket holders on the 2020-21 ticketing process. Tickets will be sold in season packages and K Fund priority rankings will determine the order for ticket assignment. Ticket holders are encouraged to regularly monitor their email for additional updates.

Available tickets will be physically distanced throughout Rupp Arena and will be primarily sold in small blocks of two, three and four seats to maximize attendance opportunities for a greater number of season ticket accounts. All seating will be reserved, and ticket holders will be required to sit in their assigned seats. UK Athletics hopes to accommodate as many ticket accounts as possible, though there is no guarantee that every season ticket holder will be able to purchase tickets due to the limited capacity.

With arena capacity limited to 15%, there will be approximately 300 tickets that students will have access to purchase on a single-game basis, for select games. Ticket allotments may vary for games that are played during holiday or semester breaks. A single-game lottery process will be implemented to provide opportunities for as many students as possible to attend games. Games will be grouped into multiple lotteries throughout the season, and there will be a random draw for each game to determine the students that will receive tickets through their My UK Athletics Student Account.

## **Rupp Arena Renovations Continue**

Originally announced when UK agreed to a new lease in December 2016 and formalized the agreement last year, upper-level chair-back seating and new club areas were installed to Rupp Arena last season with construction ongoing for club areas.

Two clubs for season ticket holders are on schedule to open for this season with a third scheduled to open in 2021-22. Fans in these new clubs will be able to enjoy first-class amenities before, during and after games. These new clubs are crucial to providing the funds necessary for both the new lease agreement and the ongoing renovation of Rupp Arena.

Club membership does not include a ticketed seat and club members may have seats throughout Rupp Arena. Season ticket holders may purchase club memberships to accompany their season ticket package. Club membership pricing and amenities will be announced as soon as details are finalized, and sales will begin shortly thereafter. Memberships will initially be offered to season ticket holders based on K Fund priority ranking.

This latest phase of Rupp renovations comes on the heels of the addition of a new center-hung scoreboard, ribbon boards, new sound system and lighting that have created a more dynamic game experience in Rupp.

The chair-back seating that was installed last season was undertaken in response to years of feedback from fans asking for more comfortable seating in the upper level. The seating was installed in sections 211-217 and 228-234.

After the seat renovations, Rupp Arena now seats 20,500.

## **Givens Joins UK Sports Network**

Heralded as one of the greatest players in program history, Jack "Goose" Givens has joined the UK Sports Network.

Givens, who scored 41 points in the 1978 national championship game before embarking on a career in professional basketball as both a player and broadcaster, will co-host the Don Franklin Auto Countdown to Tipoff pregame radio show alongside Dave Baker, who returns for his 34th season with the UK Sports Network. Baker previously co-hosted the show with another UK Hall of Famer, Rex Chapman, who will now work with JMI Sports on new media content.

Givens will also provide analysis on television for the UK Sports Network as a featured guest on BBN Gameday and BBN Tonight.

The Don Franklin Auto Countdown to Tipoff pregame show airs 90 minutes prior to all Kentucky men's basketball games on UK Sports Network affiliates and is also available through the UK Athletics app. A stream of the show is also available on UKathletics.com and on the Kentucky Basketball Facebook page, where fans can ask questions and interact with Baker and Givens.

Once the ball tips, Big Blue Nation will again be guided through game action by The Voice of the Wildcats, Tom Leach, and UK Hall of Famer Mike Pratt. The 2020-21 season marks the

19th season together for the duo, who also host the Ruoff Mortgage Wildcat Wrap Up post-game show, where they are joined each game by a UK basketball player and head coach John Calipari.



# KENTUCKY BY THE NUMBERS

Date	Opponent	Result	Points	Rebounds	Assists	Steals	Blocks
N. 25	<b>MOREHEAD STATE</b> <sup>1</sup>	W, 81-45	Boston Jr. - 15 <sup>^</sup>	Boston Jr. - 7 <sup>^</sup>	Two tied - 4 <sup>^</sup>	Clarke - 3 <sup>^</sup>	Three tied - 2 <sup>^</sup>
N. 29	<b>RICHMOND</b> <sup>1</sup>	L, 76-64	Boston - 20 <sup>^</sup>	Jackson - 14 <sup>^</sup>	Two tied - 2	Four tied - 1	Jackson - 2 <sup>^</sup>
D. 1	vs. Kansas <sup>2</sup>	L, 65-62	Two tied - 12	Jackson - 12	Two tied - 2	Two tied - 2	Jackson - 8 <sup>^</sup>
D. 6	vs. Georgia Tech <sup>3</sup>	L, 79-62	Clarke - 22 <sup>^</sup>	Jackson - 12 <sup>^</sup>	Mintz - 6 <sup>^</sup>	Four tied - 1	Jackson - 1
D. 12	<b>NOTRE DAME</b>	L, 64-63	Sarr - 22 <sup>^</sup>	Sarr - 7	Mintz - 4 <sup>^</sup>	Boston Jr. - 3 <sup>^</sup>	Sarr - 3 <sup>^</sup>
D. 19	vs. North Carolina <sup>4</sup>	L, 75-63	Mintz - 17 <sup>^</sup>	Mintz - 8	Askew - 3	Ware - 2 <sup>^</sup>	Four tied - 1
D. 26	at Louisville	L, 62-59	Mintz - 19	Three tied - 7	Askew - 3	Three tied - 2 <sup>^</sup>	Jackson - 3 <sup>^</sup>
J. 2	at Mississippi State*	W, 78-73 <sup>2OT</sup>	Allen - 23 <sup>^</sup>	Ware - 13 <sup>^</sup>	Askew - 7 <sup>^</sup>	Jackson - 3 <sup>^</sup>	Jackson - 4 <sup>^</sup>
J. 5	<b>VANDERBILT</b> *	W, 77-74	Sarr - 24 <sup>^</sup>	Sarr - 7	Askew - 3	Askew - 3 <sup>^</sup>	Three tied - 2 <sup>^</sup>
J. 9	at Florida*	W, 76-58	Two tied - 13	Two tied - 6	Two tied - 4	Boston Jr. - 4 <sup>^</sup>	Jackson - 4 <sup>^</sup>
J. 12	<b>ALABAMA</b> *						
J. 16	at Auburn*						
J. 20	at Georgia*						
J. 23	<b>LSU</b> *						
J. 26	at Alabama*						
J. 30	<b>TEXAS</b> <sup>5</sup>						
F. 2	at Missouri*						
F. 6	<b>TENNESSEE</b> *						
F. 9	<b>ARKANSAS</b> *						
F. 13	<b>AUBURN</b> *						
F. 17	at Vanderbilt*						
F. 20	at Tennessee*						
F. 23	<b>TEXAS A&amp;M</b> *						
F. 27	<b>FLORIDA</b> *						
M. 2	at Ole Miss*						

All home games in **BOLD CAPS**

\*SEC game, ^game high

1 - Bluegrass Showcase (Rupp Arena | Lexington, Ky.)

2 - Champions Classic (TBD)

3 - Holiday Hoopsgiving (State Farm Arena | Atlanta)

4 - CBS Sports Classic (Rocket Mortgage FieldHouse | Cleveland, Ohio)

5 - SEC/Big 12 Challenge (Rupp Arena | Lexington, Ky.)

## Times Led

Boston Jr. - 4  
Mintz - 4  
Sarr - 2  
Allen - 1  
Clarke - 1

## Times Led

Jackson - 5  
Boston Jr. - 2  
Mintz - 2  
Sarr - 2  
Brooks Jr. - 1  
Ware - 1

## Times Led

Askew - 6  
Mintz - 4  
Clarke - 2  
Boston Jr. - 1  
Brooks Jr. - 1

## Times Led

Boston Jr. - 4  
Mintz - 4  
Askew - 3  
Jackson - 3  
Clarke - 2  
Fletcher - 2  
Ware - 1

## Times Led

Jackson - 9  
Sarr - 4  
Ware - 2  
Boston - 1  
Askew - 1

## Comparing the Calipari Era

A look at the statistics of each team throughout the John Calipari era through 10 games ...

Year	FG%	Opp. FG%	3-Pt. FG%	FT%	RPG	Assists	TOs.	Blocks	Steals	Points	PPG	Record
2020-21	.428	.405	.311	.693	38.2	119	145	61	67	685	68.5	4-6
2019-20	.468	.376	.275	.795	38.7	154	127	44	53	754	75.4	8-2
2018-19	.498	.428	.369	.754	39.4	140	143	54	58	846	84.6	8-2
2017-18	.503	.398	.371	.679	40.1	166	151	63	66	813	81.3	9-1
2016-17	.485	.384	.324	.691	43.7	200	115	76	74	944	94.4	9-1
2015-16	.479	.398	.276	.679	40.8	138	129	63	68	795	79.5	9-1
2014-15	.466	.287	.277	.653	42.8	164	108	86	82	754	75.4	10-0
2013-14	.482	.363	.325	.670	44.3	129	132	78	40	808	80.8	8-2
2012-13	.498	.386	.376	.631	37.9	166	126	80	78	781	78.1	7-3
2011-12	.495	.337	.368	.675	42.0	149	130	100	81	818	81.8	9-1
2010-11	.446	.387	.402	.672	40.8	122	109	67	63	786	78.6	8-2
2009-10	.497	.386	.380	.660	42.1	156	168	81	76	803	80.3	10-0



# MISCELLANEOUS STATS

Game Leaders							Games With ...							
No.	Name	Points	Rebounds	Blocks	Assists	Steals	10+ Pts	20+ Pts	10+ Rebs	3+ Assts	3+ Blks	3+ Stls	3+ 3s	Double-Double
0	Jacob Toppin*	- (0)	- (0)	- (3)	- (2)	- (0)	1 (6)	- (0)	- (0)	- (1)	- (0)	- (0)	- (1)	- (0)
2	Devin Askew	-	-	1 (1)	6 (6)	3 (3)	4 (4)	-	-	6 (6)	-	1 (1)	-	-
3	Brandon Boston Jr.	4 (4)	2 (2)	1 (1)	1 (1)	4 (4)	9 (9)	1 (1)	1 (1)	-	-	2 (2)	1 (1)	1 (1)
5	Terrence Clarke	1 (1)	-	-	2 (2)	2 (2)	4 (4)	1 (1)	-	3 (3)	-	1 (1)	1 (1)	-
10	Davion Mintz*	4 (5)	2 (4)	- (6)	4 (25)	4 (21)	6 (30)	- (1)	- (0)	5 (45)	- (0)	- (3)	2 (7)	- (0)
11	Dontaie Allen	1 (1)	-	-	-	-	2 (2)	1 (1)	-	-	-	-	1 (1)	-
12	Keion Brooks Jr.	- (0)	1 (3)	- (2)	1 (1)	- (2)	1 (6)	- (0)	- (0)	1 (1)	- (0)	- (0)	- (0)	- (0)
13	Riley Welch*	- (0)	- (0)	- (0)	- (1)	- (0)	- (0)	- (0)	- (0)	- (2)	- (0)	- (0)	- (0)	- (0)
14	Brennan Canada	- (0)	- (0)	- (0)	- (0)	- (0)	- (0)	- (0)	- (0)	- (0)	- (0)	- (0)	- (0)	- (0)
20	Zan Payne	-	-	-	-	-	-	-	-	-	-	-	-	-
21	Cam'Ron Fletcher	-	-	-	-	2 (2)	-	-	-	1 (1)	-	-	-	-
23	Isaiah Jackson	-	5 (5)	9 (9)	-	3 (3)	-	-	3 (3)	1 (1)	4 (4)	1 (1)	-	-
25	Kareem Watkins	-	-	-	-	-	-	-	-	-	-	-	-	-
20	Olivier Sarr*	2 (11)	2 (31)	4 (43)	- (2)	- (8)	5 (32)	2 (7)	2 (16)	- (5)	1 (6)	- (1)	- (0)	2 (13)
55	Lance Ware	-	1 (1)	2 (2)	-	1 (1)	-	-	1 (1)	-	-	-	-	-

*Career total in (parentheses); \*includes pre-UK career*

Starting Lineups						
Guard	Guard	G/F	Forward	Forward	Games	W-L
Askew	Boston Jr.	Clarke	Jackson	Sarr	3	1-2
Askew	Mintz	Brandon Jr.	Ware	Sarr	2	2-0
Askew	Mintz	Boston Jr.	Jackson	Sarr	2	1-1
Mintz	Boston Jr.	Clarke	Jackson	Sarr	2	0-2
Askew	Boston Jr.	Clarke	Fletcher	Sarr	1	0-1

Starter	Games Started	Wins	Losses
Boston Jr.	10	4	6
Sarr	10	4	6
Askew	8	4	4
Jackson	7	2	5
Clarke	6	1	5
Mintz	6	3	3
Ware	2	2	0
Fletcher	1	0	1

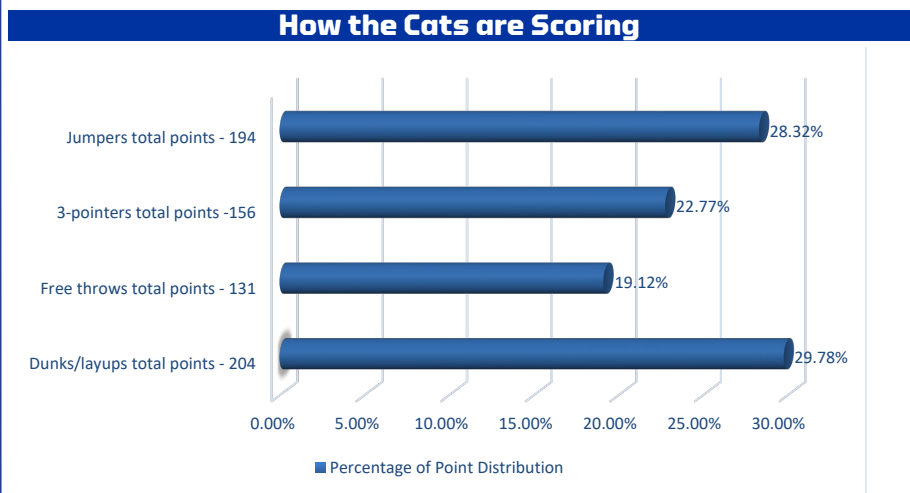
Streaks		Win-Loss Margins		
Overall	Margin	Games Won	Games Lost	
Unranked AP teams anywhere	Won 3			
Ranked AP teams anywhere	Lost 2	1	1	
Home	Won 1			
Home AP ranked teams	Won 3	2		
Home AP unranked teams	Won 1			
Home SEC	Won 1	3	1	2
Home nonconference	Lost 2			
Home AP ranked SEC	Won 2	4		
Home AP unranked SEC	Won 1			
Home AP ranked nonconference	Won 2	5	1	
Home AP unranked nonconference	Lost 2			
Road	Won 2	6		
Road AP ranked teams	Lost 1	7		
Road AP unranked teams	Won 2			
Road SEC	Won 7	8		
Road nonconference	Lost 1			
Road AP ranked SEC	Lost 2			
Road AP unranked SEC	Won 8	9		
Road AP ranked nonconference	Won 2			
Road AP unranked nonconference	Lost 1			
Neutral	Lost 5	10		
Neutral AP ranked teams	Lost 3			
Neutral AP unranked teams	Lost 2			
Neutral SEC	Lost 2			
Neutral nonconference	Lost 5	12	2	
Neutral AP ranked SEC	Lost 2			
Neutral AP unranked SEC	Won 12	13		
Neutral AP ranked nonconference	Lost 3			
Neutral AP unranked nonconference	Lost 2	14		
<b>Active Consecutive Made Starts</b>		15		
Olivier Sarr	15			
Brandon Boston Jr.	10	16		
Davion Mintz	6			
Devin Askew	4	17	1	
Lance Ware	2			
<b>Active Consecutive Made Free Throws</b>		18	1	
Brandon Boston Jr.	6	19		
Dontaie Allen	5			
Devin Askew	5	20		
Keion Brooks Jr.	2			
Isaiah Jackson	1	21		
Davion Mintz	1			
Olivier Sarr	1	22		
<b>Active Consecutive Games with a 3-Pointer</b>		23		
Dontaie Allen	3			
Devin Askew	3	24		
Davion Mintz	3			
Brandon Boston Jr.	1	25+	1	

Dunk Tracker		
Player	Dunks in 2020-21	Dunks in Career
Olivier Sarr	6	56
Jacob Toppin	2	16
Keion Brooks Jr.	3	12
Davion Mintz	1	8
Brandon Boston Jr.	6	6
Isaiah Jackson	5	5
Lance Ware	2	2
Terrence Clarke	1	1

Kentucky's Record When ...		
KENTUCKY RECORD	ALL	SEC
Leading at halftime:	2-3	1-0
Tied at the half:	0-0	0-0
Trailing at halftime:	2-3	2-0
Shoot 50% or better:	2-0	1-0
Shoot less than 50%:	2-6	2-0
Shoot higher % than opp.:	3-1	2-0
Shoot lower % than opp.:	1-5	1-0
Opp. shoot worse than 50%:	4-5	3-0
Opp. shoot 50% or higher:	0-1	0-0
Score less than 60 points:	0-1	0-0
Score 60-69 points:	0-5	0-0
Score 70-79 points:	3-0	3-0
Score 80-89 points:	1-0	0-0
Score 90-99 points:	0-0	0-0
Score 100+ points:	0-0	0-0
Opp. score less than 60 pts.:	2-0	1-0
Opp. score 60-69 pts.:	0-3	0-0
Opp. score 70-79 pts.:	2-3	2-0
Opp. score 80-89 pts.:	0-0	0-0
Opp. score 90-99 pts.:	0-0	0-0
Opp. score 100+ points:	0-0	0-0
Outrebounded opponent:	3-4	2-0
Outrebounded by opponent:	1-2	1-0
Equal number of rebounds:	0-0	0-0
Fewer turnovers than opp.:	2-2	1-0
Same turnovers as opp.:	0-0	0-0
More turnovers than opp.:	2-4	2-0
Make 8 or more 3-pointers:	1-1	1-0
Make 7 or fewer 3-pointers:	3-5	2-0
Games decided by 5 or fewer:	2-3	2-0
Overtime games:	1-0	1-0

KENTUCKY RECORD	ALL	SEC
On CBS:	0-2	0-0
On TBS:	0-0	0-0
On ESPN/ESPN2/ESPNU:	1-4	1-0
On FOX:	0-0	0-0
On SEC Network/(+):	3-0	2-0
vs. SEC at home:	1-0	1-0
vs. SEC on road:	2-0	2-0
Games vs. AP ranked opp.:	0-2	0-0
Games following a loss:	1-5	1-0
Games following a win:	2-1	2-0
More points in the paint:	3-2	2-0
Fewer/Same points in the paint:	1-4	1-0
More bench points than opp.:	4-2	3-0
Fewer or same bench pts.:	0-4	0-0
More 2nd-chance points:	2-4	1-0
Fewer or same 2nd-chance pts.:	2-2	2-0
More or same points off TOs:	3-0	2-0
Fewer points off TOs:	1-6	1-0
On Monday:	0-0	0-0
On Tuesday:	1-1	1-0
On Wednesday:	1-0	0-0
On Thursday:	0-0	0-0
On Friday:	0-0	0-0
On Saturday:	2-3	2-0
On Sunday:	0-2	0-0
In November:	1-1	0-0
In December:	0-5	0-0
In January:	3-0	3-0
In February:	0-0	0-0
In March:	0-0	0-0
In April:	0-0	0-0



Fast Facts	
Shooting Percentage	.428
Avg. Assists Per Game	11.9
Points Off Turnovers	13.6
Second-Chance Points	12.3
Points in the Paint	29.2
Fast Break Points	10.5
Bench Points	19.1
Points Per Possession	98.5
Avg. Time of Possession	17.0

First Points of the Game				
Player	Dunk/Layup	Jumper	3PT	FT
Askew		1		
Boston	1			
Clarke	1	1		
Jackson	1	1		
Sarr		2	1	1





# THE LAST TIME UK ...

## INDIVIDUALS

### SCORING

**Scored 25 points:** Immanuel Quickley (30) at Texas A&M, 2/25/20  
**Scored 30 points:** Immanuel Quickley (30) at Texas A&M, 2/25/20  
**Scored 35 Points:** De' Aaron Fox (39) vs. UCLA, 3/24/17  
**Scored 40 points:** Malik Monk (47) vs. North Carolina, 12/17/16  
**Scored 45 points:** Malik Monk (47) vs. North Carolina, 12/17/16  
**Scored 50 points:** Jodie Meeks (54) at Tennessee, 1/13/09  
**Scored 55 points:** Never  
**Two players had 20 points:** Nick Richards (27) and Immanuel Quickley (21) vs. Mississippi State, 2/4/20  
**Three players had 20 points:** DeMarcus Cousins (27), John Wall (21), Patrick Patterson (20) vs. Sam Houston State, 11/19/09  
**Two players had 30 points:** Patrick Patterson (33) and Jodie Meeks (32) vs. Tennessee State, 12/22/08  
**Scored 20 points in two straight games:** Immanuel Quickley (3) 2/18/20 - 2/25/20  
**Scored 20 points in three straight games:** Immanuel Quickley (3) 2/18/20 - 2/25/20  
**Scored 20 points in four straight games:** PJ Washington (4) 2/5/19 - 2/16/19  
**Scored 20 points in five straight games:** Jamal Murray (12) 2/2/16 - 3/12/16  
**Scored 20 points in six straight games:** Jamal Murray (12) 2/2/16 - 3/12/16  
**Scored 20 points in seven straight games:** Jamal Murray (12) 2/2/16 - 3/12/16  
**Scored 20 points in eight straight games:** Jamal Murray (12) 2/2/16 - 3/12/16  
**Scored 20 points in nine straight games:** Jamal Murray (12) 2/2/16 - 3/12/16  
**Scored 20 points in 10 straight games:** Jamal Murray (12) 2/2/16 - 3/12/16  
**Scored 20 points in 11 straight games:** Jamal Murray (12) 2/2/16 - 3/12/16  
**Scored 20 points in 12 straight games:** Jamal Murray (12) 2/2/16 - 3/12/16  
**Scored 20 points in 15 straight games:** Dan Issel (18) 12/1/69 - 2/7/70  
**Scored 25 points in two straight games:** Immanuel Quickley (2) 2/22/20-2/25/20  
**Scored 25 points in three straight games:** Tayshaun Prince (3) 3/11/01-3/17/01  
**Scored 30 points in two straight games:** Jodie Meeks vs. Appalachian State (46) 12/20/08; vs. Tennessee State (32) 12/22/08  
**Scored 30 points in three straight games:** Dan Issel (6) 2/14/70 - 3/2/70  
**Scored in double figures in 10 straight games:** Immanuel Quickley (20) 12/28/19-3/7/20  
**Scored in double figures in 15 straight games:** Immanuel Quickley (20) 12/28/19-3/7/20  
**Scored in double figures in 20 straight games:** Immanuel Quickley (20) 12/28/19-3/7/20  
**Scored in double figures in 25 straight games:** Malik Monk (30) 11/11/16-2/28/17  
**Scored in double figures in 30 straight games:** Malik Monk (30) 11/11/16-2/28/17  
**Scored in double figures in 33 straight games:** Jamal Murray (34) 11/17/15 - 3/19/16  
**Scored in double figures in 34 straight games:** Jamal Murray (34) 11/17/15 - 3/19/16  
**Scored in double figures in 35 straight games:** Kenny Walker (36) 11/14/85 - 3/22/86  
**Five players scored in double figures:** Immanuel Quickley (21), Tyrese Maxey (14), Nick Richards (13), Nate Sestina (11), Ashton Hagans (11) at LSU, 2/18/20  
**Six players scored in double figures:** Nick Richards (21), Immanuel Quickley (16), Nate Sestina (12), Keion Brooks Jr. (11), Ashton Hagans (11), Kahlil Whitney (11) vs. Eastern Kentucky, 11/8/19  
**Seven players scored in double figures:** Randolph Morris (17), Kelenna Azubuike (15), Patrick Sparks (14), Chuck Hayes (12), Rajon Rondo (11), Ravi Moss (10) and Ramel Bradley (10) vs. Mississippi State 2/19/05  
**Four players with 15 or more points:** Kevin Knox (22), Quade Green (18), Shai Gilgeous-Alexander (17), Wenyen Gabriel (15) vs. Ole Miss, 2/28/18

### DOUBLE-DOUBLES

**Double-double:** Olivier Sarr (14 points, 12 rebounds) at Mississippi State, 1/2/21

**Triple-double:** Isaiah Briscoe (19 points, 11 rebounds, 10 assists) at Ole Miss, 12/29/16  
**20-10 (rebs) game:** Nick Richards Brandon Boston Jr. (20 points, 10 rebounds) vs. Richmond, 11/29/20  
**20-10 (assts) game:** De' Aaron Fox (24 points, 10 assists) vs. North Carolina, 12/17/16  
**20-15 game:** Nick Richards (25 points, 15 rebounds) vs. Fort Wayne, 11/22/17  
**30-10 game:** Tayshaun Prince (33 points, 11 rebounds) vs. Tennessee State, 12/22/98  
**Back-to-back 20-10 games:** PJ Washington (20 p, 13 r) vs. Kansas, 1/26/19; (26 p, 12 r) at Vanderbilt, 1/29/19  
**Three straight 20-10 games:** Julius Randle (3) 11/8/13 - 11/12/13  
**Double-double in points and rebs.:** Olivier Sarr (14 points, 12 rebounds) at Mississippi State, 1/2/21  
**Double-double in points and assists:** Ashton Hagans (11 points, 11 assists) vs. Fairleigh Dickinson, 12/7/19  
**Double-double in points and blocks:** Never  
**Double-double in points and steals:** Never  
**Double-double in two consecutive games:** Nick Richards (25 p, 14 r) at Texas Tech, 1/25/20; (15 p, 11 r) vs. Vanderbilt, 1/29/20  
**Double-double in three consecutive games:** PJ Washington (20 p, 13 r) vs. Kansas, 1/26/19; (26 p, 12 r) at Vanderbilt, 1/29/19; (15 p, 12 r) at Florida, 2/2/19  
**Double-double in four consecutive games:** Julius Randle (19 p, 15 r) vs. Kansas State, 3/21/14; (13 p, 10 r), vs. Wichita State, 3/23/14; (12 p, 11 r) vs. Alabama, (3/4/14); (16 p, 10 r) at Florida, (3/8/14); (17 p, 16 r) vs. LSU, (3/14/14); (12 p, 11 r) vs. Georgia, (3/15/14)  
**Double-double in five consecutive games:** Julius Randle (14 p, 10 r) at Arkansas, (2/27/14); (10 p, 15 r) at South Carolina (3/1/14); (12 p, 11 r) vs. Alabama, (3/4/14); (16 p, 10 r) at Florida, (3/8/14); (17 p, 16 r) vs. LSU, (3/14/14); (12 p, 11 r) vs. Georgia, (3/15/14)  
**Double-double in six consecutive games:** Julius Randle (14 p, 10 r) at Arkansas, (2/27/14); (10 p, 15 r) at South Carolina (3/1/14); (12 p, 11 r) vs. Alabama, (3/4/14); (16 p, 10 r) at Florida, (3/8/14); (17 p, 16 r) vs. LSU, (3/14/14); (12 p, 11 r) vs. Georgia, (3/15/14)  
**Double-double in seven consecutive games:** Julius Randle (7) 11/18/13-11/27/13  
**Double-double in 10 consecutive games:** Jim Andrews, 1972-73 season  
**Two players record double-doubles:** Brandon Boston Jr. (20 points, 10 rebounds), Olivier Sarr (17 points, 11 rebounds) vs. Richmond, 11/29/20  
**Three players record double-doubles:** PJ Washington (20 points, 13 rebounds), Reid Travis (18 points, 12 rebounds), Keldon Johnson (15 points, 10 rebounds) vs. Kansas, 1/26/19  
**Four players record double-doubles:** Jack Givens (30 pts, 13 rebs), Kyle Macy (16 pts, 10 assts), Mike Phillips (22 pts, 18 rebs), Rick Robey (23 pts, 13 rebs) vs. Southern Methodist, 11/26/77  
**Five players record double-doubles:** Never

### FIELD GOALS

**Made 12 FG in a game:** EJ Montgomery (12) vs. Fairleigh Dickinson, 12/7/18  
**Made 15 FG in a game:** Malik Monk (18) vs. North Carolina, 12/17/16  
**Made 16 FG in a game:** Malik Monk (18) vs. North Carolina, 12/17/16  
**Made 17 FG in a game:** Malik Monk (18) vs. North Carolina, 12/17/16  
**Made 18 FG in a game:** Malik Monk (18) vs. North Carolina, 12/17/16  
**Made 19 FG in a game:** Dan Issel (19) vs. Alabama, 2/23/70  
**Made 20 FG in a game:** Dan Issel (23) vs. Ole Miss, 2/7/70  
**Made 21 FG in a game:** Dan Issel (23) vs. Ole Miss, 2/7/70  
**Made 22 FG in a game:** Dan Issel (23) vs. Ole Miss, 2/7/70  
**Made 23 FG in a game:** Dan Issel (23) vs. Ole Miss, 2/7/70  
**Made 24 FG in a game:** Never  
**Attempted 17 FG in a game:** Brandon Boston Jr. (20) vs. Richmond, 11/29/20  
**Attempted 18 FG in a game:** Brandon Boston Jr. (20) vs. Richmond, 11/29/20  
**Attempted 19 FG in a game:** Brandon Boston Jr. (20) vs. Richmond, 11/29/20  
**Attempted 20 FG in a game:** Brandon Boston Jr. (20) vs. Richmond, 11/29/20  
**Attempted 25 FG in a game:** Malik Monk (28) vs. North Carolina, 12/17/16

### 3-POINTERS

**Made 5 3-pointers in a game:** Dontaie Allen (7) at Mississippi

State, 1/2/21  
**Made 6 3-pointers in a game:** Dontaie Allen (7) at Mississippi State, 1/2/21  
**Made 7 3-pointers in a game:** Dontaie Allen (7) at Mississippi State, 1/2/21  
**Made 8 3-pointers in a game:** Immanuel Quickley (8) at Texas A&M, 2/25/20  
**Made 9 3-pointers in a game:** Jodie Meeks (10) at Tennessee, 1/13/09  
**Made 10 3-pointers in a game:** Jodie Meeks (10) at Tennessee, 1/13/09  
**Made 11 3-pointers in a game:** Never  
**Attempted 10 3-pointers in a game:** Dontaie Allen (11) at Mississippi State, 1/2/21  
**Attempted 15 3-pointers in a game:** Jodie Meeks (15) at Tennessee, 1/13/09  
**Attempted 16 3-pointers in a game:** Derrick Miller (16) vs. LSU 2/15/90  
**Attempted 17 3-pointers in a game:** Derrick Miller (19) vs. Kansas 12/6/89  
**Attempted 18 3-pointers in a game:** Derrick Miller (19) vs. Kansas 12/6/89  
**Attempted 19 3-pointers in a game:** Derrick Miller (19) vs. Kansas 12/6/89  
**Attempted 20 3-pointers in a game:** Never  
**Made a 3-pointer in 10 straight games:** Immanuel Quickley (11), 2/1/20-3/7/20  
**Made a 3-pointer in 15 straight games:** Jamal Murray (36), 11/13/15 - 3/19/16, Derek Willis (17), 1/12/16 - 3/17/16  
**Made a 3-pointer in 20 straight games:** Jamal Murray (36), 11/13/15 - 3/19/16  
**Made a 3-pointer in 30 straight games:** Jamal Murray (36), 11/13/15 - 3/19/16  
**Made two 3-pointers in 10 straight games:** Kevin Knox (11), 2/10/16 - 3/11/18  
**Made three 3-pointers in 10 straight games:** Gerald Fitch (20) 1/14/03 - 3/23/03  
**Made three 3-pointers in 15 straight games:** Gerald Fitch (20) 1/14/03 - 3/23/03  
**Made three 3-pointers in 20 straight games:** Gerald Fitch (20) 1/14/03 - 3/23/03  
**Made three 3-pointers in 25 straight games:** Keith Bogans (29) 3/14/02 - 2/26/03

### FREE THROWS

**Made 8 FT in a game:** Olivier Sarr (14) vs. Vanderbilt, 1/5/21  
**Made 9 FT in a game:** Olivier Sarr (14) vs. Vanderbilt, 1/5/21  
**Made 10 FT in a game:** Olivier Sarr (14) vs. Vanderbilt, 1/5/21  
**Made 11 FT in a game:** Olivier Sarr (14) vs. Vanderbilt, 1/5/21  
**Made 12 FT in a game:** Olivier Sarr (14) vs. Vanderbilt, 1/5/21  
**Made 13 FT in a game:** Olivier Sarr (14) vs. Vanderbilt, 1/5/21  
**Made 14 FT in a game:** Olivier Sarr (14) vs. Vanderbilt, 1/5/21  
**Made 15 FT in a game:** Rodrick Rhodes (16) vs. Ole Miss, 1/18/95  
**Made 16 FT in a game:** Rodrick Rhodes (16) vs. Ole Miss, 1/18/95  
**Made 17 FT in a game:** Dwight Anderson (18) vs. Mississippi State, 2/12/79  
**Made 18 FT in a game:** Dwight Anderson (18) vs. Mississippi State, 2/12/79  
**Made 18 FT in a game:** Never  
**Attempted 10 FT in a game:** Olivier Sarr (17) vs. Vanderbilt, 1/25/21  
**Attempted 15 FT in a game:** Olivier Sarr (17) vs. Vanderbilt, 1/25/21  
**Attempted 20 FT in a game:** PJ Washington (20) vs. Kansas State, 3/22/18  
**Attempted 25 FT in a game:** Never  
**Made 20 Straight FT:** Immanuel Quickley (20), 2/22/20-3/3/20  
**Made 30 Straight FT:** Tyler Herro (38), 2/16/19 - 3/29/19

### REBOUNDS

**15 Rebs:** Nick Richards (15) vs. Arkansas, 2/26/19  
**16 Rebs:** Keldon Johnson (17) vs. Auburn, 2/23/19  
**17 Rebs:** Keldon Johnson (17) vs. Auburn, 2/23/19  
**18 Rebs:** PJ Washington (18) vs. VMI, 11/18/18  
**19 Rebs:** Nick Richards (19) vs. Southern Illinois, 11/9/18  
**20 Rebs:** Jared Prickett (20) vs. Arkansas, 2/9/94  
**25 Rebs:** Mike Phillips (28) vs. Tennessee, 1/10/76  
**30 Rebs:** Cotton Nash (30) vs. Ole Miss, 2/8/64  
**34 Rebs:** Bob Burrow (34) vs. Temple, 12/10/55  
**35 Rebs:** Never  
**10+ Rebs in three consecutive games:** Isaiah Jackson (3), 11/29/20 - 12/6/20  
**10+ Rebs in four consecutive games:** Julius Randle (4), 3/21/14 - 3/30/14  
**10+ Rebs in five consecutive games:** Julius Randle (10), 2/12/14 - 3/15/14



# THE LAST TIME UK ...

**10+ Rebs in six consecutive games:** Julius Randle (10), 2/12/14 - 3/15/14  
**10+ Rebs in seven consecutive games:** Julius Randle (10), 2/12/14 - 3/15/14  
**10+ rebs in eight consecutive games:** Julius Randle (10), 2/12/14 - 3/15/14  
**10+ rebs in nine consecutive games:** Julius Randle (10), 2/12/14 - 3/15/14  
**10+ rebs in 10 consecutive games:** Julius Randle (10), 2/12/14 - 3/15/14  
**Two players had 10 rebounds:** Lance Ware (13), Olivier Sarr (12) at Mississippi State, 1/2/21  
**Three players had 10 rebounds:** Isaiah Jackson (14), Olivier Sarr (11), Brandon Boston Jr. vs. Richmond, 11/29/20

## ASSISTS

**6 assists:** Devin Askew (7) at Mississippi State, 1/2/21  
**7 assists:** Devin Askew (7) at Mississippi State, 1/2/21  
**8 assists:** Ashton Hagans (8) at Vanderbilt, 2/11/20  
**9 assists:** Ashton Hagans (9) vs. Georgia, 1/21/20  
**10 assists:** Ashton Hagans (11) vs. Fairleigh Dickinson, 12/7/19  
**11 assists:** Ashton Hagans (11) vs. Fairleigh Dickinson, 12/7/19  
**12 assists:** Ashton Hagans (12) vs. UAB, 11/29/19  
**13 assists:** Tyler Ulis (14) vs. LSU, 3/5/16  
**14 assists:** Tyler Ulis (14) vs. LSU, 3/5/16  
**15 assists:** John Wall (16) vs. Hartford, 12/29/09  
**16 assists:** John Wall (16) vs. Hartford, 12/29/09  
**17 assists:** Never  
**5+ assists in four consecutive games:** Ashton Hagans (17), 11/18/19 - 1/29/20  
**8+ assists in two consecutive games:** Ashton Hagans (3), 12/18/19 - 12/28/19

## BLOCKS

**4 blocks:** Isaiah Jackson (4) at Florida, 1/9/21  
**5 blocks:** Isaiah Jackson (8) vs. Kansas, 12/1/20  
**6 blocks:** Isaiah Jackson (8) vs. Kansas, 12/1/20  
**7 blocks:** Isaiah Jackson (8) vs. Kansas, 12/1/20  
**8 blocks:** Isaiah Jackson (8) vs. Kansas, 12/1/20  
**9 blocks:** Willie Cauley-Stein (9) vs. Boise State, 12/10/13  
**10 blocks:** Nerlens Noel (12) at Ole Miss, 1/29/13  
**11 blocks:** Nerlens Noel (12) at Ole Miss, 1/29/13  
**12 blocks:** Nerlens Noel (12) at Ole Miss, 1/29/13  
**13 blocks:** Never

## STEALS

**4 steals:** Brandon Boston Jr. (4) at Florida, 1/9/21  
**5 steals:** Ashton Hagans (5) vs. Texas A&M, 1/8/19  
**6 steals:** Ashton Hagans (8) vs. North Carolina, 12/22/18  
**7 steals:** Ashton Hagans (8) vs. North Carolina, 12/22/18  
**8 steals:** Ashton Hagans (8) vs. North Carolina, 12/22/18  
**9 steals:** Never  
**3+ steals in five consecutive games:** Ashton Hagans (7), 12/22/18 - 1/19/19  
**3+ steals in 10 consecutive games:** Never

## MINUTES

**Played every minute:** Immanuel Quickley (40) at Arkansas, 1/18/20  
**Played 40+ minutes:** Devin Askew (43), Davion Mintz (41) at Mississippi State, 1/2/21  
**Played more than 50 minutes:** Patrick Patterson (50) vs. Vanderbilt, 1/12/08

## FOULS

**Fouled out:** Olivier Sarr vs. Vanderbilt, 1/5/21  
**Two players fouled out:** Terrence Clarke, Isaiah Jackson, Olivier Sarr, Lance Ware vs. North Carolina, 12/19/20  
**Three players fouled out:** Terrence Clarke, Isaiah Jackson, Olivier Sarr, Lance Ware vs. North Carolina, 12/19/20  
**Four players fouled out:** Terrence Clarke, Isaiah Jackson, Olivier Sarr, Lance Ware vs. North Carolina, 12/19/20  
**Technical foul:** Lance Ware vs. Vanderbilt, 1/5/21

## TEAM

### WINS/LOSSES

**Won 10 straight games:** 10, 1/8/19 - 2/9/19  
**Won 20 straight games:** 38, 11/14/14 - 3/28/15  
**Won 30 straight games:** 38, 11/14/14 - 3/28/15  
**Won 40 straight games:** Never  
**Lost consecutive games:** 6, 11/29/20 - 12/26/20  
**Lost three straight games:** 6, 11/29/20 - 12/26/20  
**Lost four straight games:** 6, 11/29/20 - 12/26/20  
**Lost five straight games:** 6, 11/29/20 - 12/26/20  
**Lost six straight games:** 6, 11/29/20 - 12/26/20  
**Lost 10 straight games:** Never

## STARTS

**Started four freshmen:** Devin Askew, Brandon Boston Jr., Terrence Clarke, Isaiah Jackson vs. Georgia Tech, 12/6/20  
**Started five freshmen:** Hamidou Diallo, Shai Gilgeous-Alexander, Kevin Knox, Nick Richards, PJ Washington vs. Kansas State, 3/22/18

## SCORING

**Scored 90 or more points:** 91 vs. Eastern Kentucky, 11/8/19 (W, 91-49)  
**Scored 90 or more points (SEC game):** 96 vs. Ole Miss, 2/28/18 (W, 96-78)  
**Scored 100 or more points:** 107 vs. UIC, 11/26/17 (W, 107-73)  
**Scored 100 or more points (SEC game):** 100 vs. Texas A&M, 1/3/17 (W, 100-58)  
**Scored 110 or more points:** 115 vs. Arizona State, 11/28/16 (W, 115-69)  
**Scored 110 or more points (SEC game):** 110 vs. Auburn, 2/21/15 (W, 110-75)  
**Scored 120 or more points:** 120 vs. Vanderbilt, 2/7/96 (W, 120-81)  
**Scored 120 or more points (SEC game):** 120 vs. Vanderbilt, 2/7/96 (W, 120-81)  
**Scored 130 or more points:** 143 vs. Georgia, 2/27/56 (W, 143-66)  
**Scored 140 or more points:** 143 vs. Georgia, 2/27/56 (W, 143-66)  
**Scored 150 or more points:** Never  
**Scored less than 50 points:** 48 vs. Vanderbilt, 3/15/13 (L, 64-48)  
**Scored 100 points in two consecutive games:** vs. Cleveland State (11/23/16), vs. UT Martin (11/25/16), vs. Arizona State (11/28/16)  
**Scored 100 Points in three consecutive games:** vs. Cleveland State (11/23/16), vs. UT Martin (11/25/16), vs. Arizona State (11/28/16)  
**Scored 100 points in consecutive SEC games:** 2/27/56-3/3/56

## SHOOTING PERCENTAGES

**Shot 70% from the field:** .722 vs. Mississippi State, 2/15/86  
**Shot 65% from the field:** .667 vs. UIC, 11/26/17  
**Shot 30% or less from the field:** .281 at Texas A&M (1/10/15)  
**Allowed 50% shooting:** .517 vs. Georgia Tech, 12/6/20  
**Allowed 60% shooting:** .640 by Florida, 3/4/07  
**Allowed 30% or less shooting:** .299 by Kansas, 12/1/20 (20-67)  
**Allowed 20% or less shooting:** .197 by Montana State, 11/23/14 (12-61)

## FREE THROWS

**Shot 90% or better from FT line:** 12-13 (.923) at Florida, 1/9/21  
**Shot 100% from FT Line:** 10-10 vs. Florida, 2/22/20  
**Shot 50% or less from FT line:** .500 (10-20) at Georgia, 1/7/20  
**Attempted 40 FT:** vs. Tennessee State (41), 11/23/18  
**Attempted five or less FT:** vs. South Carolina (4) 1/21/06  
**Made 30 FT:** 31 vs. Mississippi State, 2/4/30 (31-36)

## 3-POINTERS

**Hit 0 3-pointers:** 0 vs. Richmond, 11/29/20 (0-10)  
**Hit 10 3-pointers:** 11 at Mississippi State, 1/2/21 (11-21)  
**Hit 11 3-pointers:** 11 at Mississippi State, 1/2/21 (11-21)  
**Hit 12 3-pointers:** 12 vs. Utah, 12/15/18 (12-21)  
**Hit 13 3-pointers:** 13 vs. Texas A&M, 1/3/17 (13-25)  
**Hit 14 3-pointers:** 15 vs. Georgia, 3/1/12 (15-27)  
**Hit 15 3-pointers:** 15 vs. Georgia, 3/1/12 (15-27)  
**Hit 16 3-pointers:** 16 vs. UNC-Asheville, 12/23/96 (16-33)  
**Hit 17 3-pointers:** 20 vs. LSU, 3/4/95 (20-35)  
**Hit 18 3-pointers:** 20 vs. LSU, 3/4/95 (20-35)  
**Hit 19 3-pointers:** 20 vs. LSU, 3/4/95 (20-35)  
**Hit 20 3-pointers:** 20 vs. LSU, 3/4/95 (20-35)  
**Hit 21 3-pointers:** 21 vs. North Carolina, 12/27/89 (21-48)  
**Hit 22 3-pointers:** Never

## SCORING MARGINS

**Won game by 50 points or more:** 58 vs. Montana State (W, 86-28) 11/23/14  
**Won game by 60 points or more:** 62 vs. Vanderbilt (W, 106-44) 3/5/03  
**Won game by 70 points or more:** 74 vs. Tennessee-Martin (W, 124-50) 11/26/94  
**Lost game by 30 points or more:** 34 vs. Duke (L, 118-84) 11/6/18  
**Lost game by 40 points or more:** 41 at Vanderbilt (L, 93-52) 2/12/08  
**Lost game by 50 points or more:** 55 at Kansas (L, 150-95) 12/9/89  
**Lost game by 60 points or more:** 70 vs. Central (L, 87-17)

1/28/1910

**Lost game by 70 points or more:** 70 vs. Central (L, 87-17) 1/28/1910

**Game decided by one point:** vs. Notre Dame, 12/12/20 (L, 64-63)

**Game decided by two points:** at Texas Tech, 1/25/20 (W, 78-76 OT)

**Game decided by three points:** vs. Vanderbilt, 1/5/21 (W, 77-74)

**Two consecutive games decided by one point:** vs. North Carolina (W, 73-72) 12/3/11 and at Indiana (L, 73-72) 12/10/11

**Three consecutive games decided by one point:** Never  
**Two consecutive games decided by two points:** at Ole Miss (L, 71-69) 2/1/11 and Florida (L, 70-68) 2/5/11

**Came back from 10-point deficit for win:** W, 71-70 at Florida (3/7/20); Trailed by 18 at 59-41 (11:48 in 2nd)

**Came back from 11-point deficit for win:** W, 71-70 at Florida (3/7/20); Trailed by 18 at 59-41 (11:48 in 2nd)

**Came back from 12-point deficit for win:** W, 71-70 at Florida (3/7/20); Trailed by 18 at 59-41 (11:48 in 2nd)

**Came back from 13-point deficit for win:** W, 71-70 at Florida (3/7/20); Trailed by 18 at 59-41 (11:48 in 2nd)

**Came back from 14-point deficit for win:** W, 71-70 at Florida (3/7/20); Trailed by 18 at 59-41 (11:48 in 2nd)

**Came back from 15-point deficit for win:** W, 71-70 at Florida (3/7/20); Trailed by 18 at 59-41 (11:48 in 2nd)

**Came back from 16-point deficit for win:** W, 71-70 at Florida (3/7/20); Trailed by 18 at 59-41 (11:48 in 2nd)

**Came back from 17-point deficit for win:** W, 71-70 at Florida (3/7/20); Trailed by 18 at 59-41 (11:48 in 2nd)

**Came back from 18-point deficit for win:** W, 71-70 at Florida (3/7/20); Trailed by 18 at 59-41 (11:48 in 2nd)

**Came back from 19-point deficit for win:** W, 73-67 vs. Vanderbilt (2/28/17); Trailed by 19 at 25-6 (8:03 in 1st)

**Came back from 20-point deficit for win:** W, 82-79 at Vanderbilt (2/22/97); Trailed by 22 at 40-18 (3:51 in 1st)

**Came back from 30-point deficit for win:** W, 99-95 at LSU (2/15/94); Trailed by 31 at 68-37 (15:34 in 2nd)

**Came back from 31-point deficit for win:** W, 99-95 at LSU (2/15/94); Trailed by 31 at 68-37 (15:34 in 2nd)

## REBOUNDS

**Pulled down 50 rebounds:** 54 (21-33) vs. Richmond, 11/29/20  
**Pulled down 55 rebounds:** 59 (20-39) vs. Arizona State, 11/28/16

**Pulled down 60 rebounds:** 62 (19-43) vs. Morehead State, 12/16/96

## OVERTIME GAMES

**Played an overtime game:** at Mississippi State, 1/2/21 (W, 78-73 2OT)

**Won an overtime game:** at Mississippi State, 1/2/21 (W, 78-73 2OT)

**Lost an overtime game:** vs. Auburn, 3/31/19 (L, 77-71 OT)

**Played an SEC overtime game:** at Mississippi State, 1/2/21 (W, 78-73 2OT)

**Won an SEC overtime game:** at Mississippi State, 1/2/21 (W, 78-73 2OT)

**Lost an SEC overtime game:** at Texas A&M, 2/20/16 (L, 79-77 OT)

**Played an overtime game in SEC Tournament:** vs. Texas A&M, 3/13/16 (W, 82-77 OT)

**Won an overtime game in SEC Tournament:** vs. Texas A&M, 3/13/16 (W, 82-77 OT)

**Played an overtime game in NCAA Tournament:** vs. Auburn, 3/31/19 (L, 77-71 OT)

**Won an overtime game in NCAA Tournament:** vs. St. Bonaventure, 3/16/00 (W, 85-80 2OT)

**Lost an overtime game in NCAA Tournament:** vs. Auburn, 3/31/19 (L, 77-71 OT)

**Played two overtimes:** at Mississippi State, 1/2/21 (W, 78-73 2OT)

**Played three overtimes:** vs. Temple 12/7/57 (W, 85-83)

**Played four overtimes:** Never played four overtime game

**Played consecutive games that went to overtime:** 1/6/15 vs. Ole Miss (W, 89-86) and 1/10/15 at Texas A&M (70-64)



# THE LAST TIME A UK OPPONENT ...

## INDIVIDUALS

### SCORING

**Scored 25 points:** John Fulkerson (27), Tennessee, 3/3/20  
**Scored 30 points:** Bubba Parham (35), VMI, 11/21/18  
**Scored 35 points:** Bubba Parham (35), VMI, 11/21/18  
**Scored 40 points:** Elston Turner (40), Texas A&M, 1/12/13  
**Scored 45 points:** David Robinson (45), Navy, 1/25/87  
**Scored 50 points:** Austin Carr (50), Notre Dame, 12/29/79  
**Scored 60 points:** Pete Maravich (64), LSU, 2/21/70  
**Scored 65 points:** Never  
**Two players had 20 points:** Jared Harper (26), Bryce Brown (24), Auburn, 3/31/19  
**Three players had 20 points:** R.J. Barrett, Zion Williamson, Cam Reddish, Duke, 11/6/18  
**Two players had 30 points:** Ronnie Henderson (36) and Claren Ceasar (32), LSU, 2/15/94  
**Five players scored in double figures:** Georgia Tech, 12/6/20

### FIELD GOALS

**Made 15 FG in a game:** David Robinson (17), Navy, 1/25/87  
**Made 16 FG in a game:** David Robinson (17), Navy, 1/25/87  
**Made 17 FG in a game:** David Robinson (17), Navy, 1/25/87  
**Made 18 FG in a game:** Steve Downing (19), Indiana, 12/11/71  
**Made 19 FG in a game:** Steve Downing (19), Indiana, 12/11/71  
**Made 20 FG in a game:** Johnny Neumann (20), Ole Miss, 1/2/71  
**Made 21 FG in a game:** Austin Carr (21), Notre Dame, 12/29/70  
**Made 22 FG in a game:** Austin Carr (22), Notre Dame, 3/12/70  
**Made 23 FG in a game:** Pete Maravich (23), LSU, 2/21/70  
**Made 24 FG in a game:** Never  
**Attempted 17 FG in a game:** Dylan Disu (17), Vanderbilt, 1/5/21  
**Attempted 18 FG in a game:** Iverson Molinari (21), Mississippi State, 1/2/21  
**Attempted 19 FG in a game:** Iverson Molinari (21), Mississippi State, 1/2/21  
**Attempted 20 FG in a game:** Iverson Molinari (21), Mississippi State, 1/2/21  
**Attempted 25 FG in a game:** R.J. Barrett (26), Duke, 11/6/18  
**Attempted 30 FG in a game:** Freeman Williams (40), Portland State, 12/16/17  
**Attempted 35 FG in a game:** Freeman Williams (40), Portland State, 12/16/17  
**Attempted 40 FG in a game:** Freeman Williams (40), Portland State, 12/16/17  
**Attempted 45 FG in a game:** Johnny Neumann (50), Ole Miss, 1/2/71  
**Attempted 50 FG in a game:** Johnny Neumann (50), Ole Miss, 1/2/71  
**Attempted 53 FG in a game:** Pete Maravich (53), LSU, 2/22/69  
**Attempted 54 FG in a game:** Never

### 3-POINTERS

**Made 5 3-pointers in a game:** Savion Flagg (5), Texas A&M, 2/25/20  
**Made 6 3-pointers in a game:** Armoni Brooks (6), Houston, 3/29/19  
**Made 7 3-pointers in a game:** Bubba Parham (10), VMI, 11/18/18  
**Made 8 3-pointers in a game:** Bubba Parham (10), VMI, 11/18/18  
**Made 9 3-pointers in a game:** Bubba Parham (10), VMI, 11/18/18  
**Made 10 3-pointers in a game:** Bubba Parham (10), VMI, 11/18/18  
**Made 11 3-pointers in a game:** Corey Allmond (11), Sam Houston State, 11/19/2009  
**Made 12 3-pointers in a game:** Never  
**Attempted 10 3-pointers in a game:** Blake Francis (10), Richmond, 11/29/20  
**Attempted 15 3-pointers in a game:** Bubba Parham (16), VMI, 11/18/18  
**Attempted 16 3-pointers in a game:** Bubba Parham (16), VMI, 11/18/18  
**Attempted 17 3-pointers in a game:** Chris Jackson (17), LSU, 2/15/90  
**Attempted 18 3-pointers in a game:** Jeff Boschee (18), Kansas, 3/14/99  
**Attempted 19 3-pointers in a game:** Never

### FREE THROWS

**Made 10 FT in a game:** John Fulkerson (10), Tennessee, 2/8/20  
**Made 11 FT in a game:** Samir Doughty (14), Auburn, 2/1/20  
**Made 12 FT in a game:** Samir Doughty (14), Auburn, 2/1/20  
**Made 13 FT in a game:** Samir Doughty (14), Auburn, 2/1/20

**Made 14 FT in a game:** Samir Doughty (14), Auburn, 2/1/20  
**Made 15 FT in a game:** Brenton Williams (15), South Carolina, 3/1/14  
**Made 16 FT in a game:** Dan Cross (16), Florida, 2/18/95  
**Made 17 FT in a game:** John Mengelt (17), Auburn, 3/2/70  
**Made 18 FT in a game:** Pete Maravich (18), LSU, 2/21/70  
**Made 19 FT in a game:** Never  
**Attempted 15 FT in a game:** Samir Doughty (15), Auburn, 2/1/20  
**Attempted 20 FT in a game:** Harding McCaleb (25), Louisville, 2/22/16  
**Attempted 25 FT in a game:** Harding McCaleb (25), Louisville, 2/22/16  
**Attempted 26 FT in a game:** Never

### REBOUNDS

**15 Rebs:** Dedric Lawson (15), Kansas, 1/26/19  
**16 Rebs:** Kennedy Meeks (17), North Carolina, 3/26/17  
**17 Rebs:** Kennedy Meeks (17), North Carolina, 3/26/17  
**18 Rebs:** Sean May (19), North Carolina, 12/4/04  
**19 Rebs:** Sean May (19), North Carolina, 12/4/04  
**20 Rebs:** Andrew DeClercq (20), Florida, 1/18/94  
**25 Rebs:** Leon Douglas (25), Alabama, 1/20/75  
**30 Rebs:** Kenneth Stanley (30), USC, 12/4/61  
**31 Rebs:** Never  
**Two players had 10 rebounds:** Christian Braun (13) and Jalen Wilson (10), Kansas, 12/1/20  
**Three players had 10 rebounds:** Craig Victor II (12), Tim Quarterman (10), Ben Simmons (10), LSU, 1/5/16

### ASSISTS

**10 assists:** Tonny Trocha-Morelos (10), Texas A&M, 3/4/2017  
**11 assists:** Dwyane Wade (11), Marquette, 3/29/03  
**12 assists:** Edgar Padilla (12), UMass, 3/30/96  
**13 assists:** Billy McCaffrey (14), Vanderbilt, 1/13/93  
**14 assists:** Billy McCaffrey (14), Vanderbilt, 1/13/93  
**15 assists:** Eric Richardson (15), Alabama, 2/4/84  
**16 assists:** Never

### BLOCKS

**5 blocks:** Dylan Disu (5), Vanderbilt, 1/29/20  
**6 blocks:** Sagaba Konate (7), West Virginia, 1/27/18  
**7 blocks:** Sagaba Konate (7), West Virginia, 1/27/18  
**8 blocks:** Jarvis Varnado (10), Mississippi State, 1/15/08  
**9 blocks:** Jarvis Varnado (10), Mississippi State, 1/15/08  
**10 blocks:** Jarvis Varnado (10), Mississippi State, 1/15/08  
**11 blocks:** Samaki Walker (11), Louisville, 1/1/95  
**12 blocks:** Never

### STEALS

**5 steals:** Jacob Gilyard (5), Richmond, 11/29/20  
**6 steals:** Ben Simmons (7), LSU, 3/5/16  
**7 steals:** Ben Simmons (7), LSU, 3/5/16  
**8 steals:** Never

## TEAM

### SCORING

**Scored 90 or more points:** 118, Duke, 11/6/18 (L, 118-84)  
**Scored 90 or more points (SEC game):** 90, Georgia, 3/4/09 (L, 90-85)  
**Scored 100 or more points:** 118, Duke, 11/6/18 (L, 118-84)  
**Scored 100 or more points (SEC game):** 101, Arkansas, 2/10/93 (L, 101-94)  
**Scored 110 or more points:** 118, Duke, 11/6/18 (L, 118-84)  
**Scored 110 or more points (SEC game):** 110, Vanderbilt, 3/4/67 (L, 110-94)  
**Scored 120 or more points:** 121, North Carolina, 12/27/89 (L, 121-110)  
**Scored 120 or more points (SEC game):** Never  
**Scored 130 or more points:** 150, Kansas, 12/9/89 (L, 150-95)  
**Scored 140 or more points:** 150, Kansas, 12/9/89 (L, 150-95)  
**Scored 150 or more points:** 150, Kansas, 12/9/89 (L, 150-95)  
**Scored 160 or more points:** Never  
**Scored less than 50 points:** 45, Morehead State, 11/25/20 (W, 81-45)  
**Scored less than 50 points (SEC game):** 48, South Carolina, 2/5/19 (W, 76-48)  
**Scored less than 40 points:** 39, West Virginia, 3/26/15 (W, 78-39)  
**Scored less than 40 points (SEC game):** 37, Missouri, 1/13/15 (W, 86-37)  
**Scored less than 30 points:** 28, Montana State, 11/23/14 (W, 86-28)  
**Scored less than 30 points (SEC game):** 26, Georgia Tech, 1/28/46 (W, 86-37)  
**Scored less than 20 points:** 18, Western Ontario, 12/10/49

(W, 90-21)  
**Scored less than 20 points (SEC game):** 18, Alabama, 2/10/40 (W, 46-18)  
**Scored less than 10 points:** 9, Tulane, 12/21/34 (W, 39-9)  
**Scored less than 10 points (SEC game):** Never  
**Scored less than 5 points:** Never

### SHOOTING PERCENTAGES

**Shot 70% from the field:** Never  
**Shot 60% from the field:** .640, Florida, 3/4/07  
**Shot 50% from the field:** .517, Georgia Tech, 12/6/20  
**Shot 30% or less from the field:** .299, Kansas, 12/1/20 (20-67)  
**Shot 20% or less from the field:** .197, Montana State, 11/23/14 (12-61)  
**Shot 10% or less from the field:** Never (shooting percentages not recorded prior to 1947)

### 3-Pointers

**Made 10 or more 3-pointers:** 10, Vanderbilt, 1/5/21  
**Made 15 or more 3-pointers:** 19, VMI, 11/18/18  
**Made 20 or more 3-pointers:** Never  
**Made zero 3-pointers:** 0, Auburn, 1/19/13 (0-15)  
**Attempted 30 or more 3-pointers:** 31, Utah Valley, 11/18/19

### FREE THROWS

**Shot 90% or better from FT line:** 91.7 (11-12), Notre Dame, 12/12/20  
**Shot 100% from FT Line:** 5-5, VMI, 11/18/18  
**Shot 50% or less from FT line:** .500 (8-16), Morehead State, 11/25/20  
**Attempted 40 FT:** 44, Auburn, 2/1/20 (33-44)  
**Attempted five or less FT:** 5, UAB, 11/29/19 (2-5)  
**Made 30 FT:** 33, Auburn, 2/1/20 (33-44)

### REBOUNDS

**Pulled down 50 rebounds:** 54 (17-37), Florida, 2/4/17  
**Pulled down 20 offensive rebounds:** 23, LSU, 2/18/20



# RUPP ARENA AT CENTRAL BANK CENTER

## Year-by-Year Records

Season	W-L	Percentage
2020-21	2-2	.500
2019-20	16-2	.889
2018-19	17-1	.944
2017-18	16-2	.889
2016-17	15-2	.882
2015-16	17-0	1.000
2014-15	19-0	1.000
2013-14	16-2	.889
2012-13	16-2	.889
2011-12	18-0	1.000
2010-11	15-0	1.000
2009-10	18-0	1.000
2008-09	12-6	.667
2007-08	14-4	.778
2006-07	14-2	.875
2005-06	10-5	.667
2004-05	14-1	.933
2003-04	11-2	.846
2002-03	12-1	.923
2001-02	12-3	.800
2000-01	11-1	.917
1999-2000	14-0	1.000
1998-99	12-1	.923
1997-98	9-3	.750
1996-97	12-1	.923
1995-96	13-0	1.000
1994-95	12-1	.923
1993-94	13-1	.929
1992-93	16-0	1.000
1991-92	15-2	.882
1990-91	13-0	1.000
1989-90	13-2	.867
1988-89	8-6	.571
1987-88	14-2	.875
1986-87	13-2	.867
1985-86	18-0	1.000
1984-85	11-3	.786
1983-84	16-0	1.000
1982-83	14-1	.933
1981-82	15-1	.938
1980-81	15-0	1.000
1979-80	12-3	.800
1978-79	11-4	.733
1977-78	16-0	1.000
1976-77	12-2	.857
<b>Total</b>	<b>612-73</b>	<b>.893</b>

<b>Year Opened:</b>	1976
<b>First Game:</b>	Nov. 27, 1976
<b>All-Time Record:</b>	612-73 (.893)
<b>Record Under Calipari:</b>	185-13 (.934)
<b>Capacity:</b>	20,500
<b>Record Crowd:</b>	24,479 (1/20/10)
<b>Longest Win Streak:</b>	54 (11/9/10-12/1/12)
<b>Current Win Streak:</b>	1

## Cats Rock at Rupp

The Wildcats are 612-73 (.893) in Rupp Arena. Among the most notable marks of dominance as the nation's toughest venue to play include:

- School record 54-game winning streak to begin the John Calipari era
- Kentucky is 330-42 (.887) in regular-season SEC games in Rupp
- The Wildcats set a program home record of 19 wins in 2014-15
- UK has gone undefeated at home in five of Calipari's 12 seasons
- Kentucky has a perfect mark in 13 of Rupp Arena's 45 seasons

## 600 Wins at Rupp in Record Time

With a victory over Fairleigh Dickinson on Dec. 7, 2019, Kentucky reached the 600-win mark at Rupp Arena faster than any other program in NCAA Division I level history. UK needed just 670 games to reach win No. 600 in Rupp Arena.

It took UCLA, which previously owned the fastest pace to 600 wins, 689 games in Pauley Pavilion. Only one other team, Kansas, achieved win No. 600 in fewer than 700 games at its home venue. The Jayhawks reached the significant win in their 699th game.

## Cal Owns Longest Win Streaks in Rupp

With UK's 2011-12 season-opening victory over Marist, UK head coach John Calipari recorded his 34th consecutive win in Rupp Arena as UK's head coach. It broke former UK head coach Rick Pitino's longest streak of 33 games in the venue.

The winning streak reached as long as 54 games. Calipari didn't suffer his first loss in Rupp Arena until losing to Baylor in his fourth season. The 54-game run, however, was his longest career home winning streak. He also had the second-longest streak in the arena as the Cats won 42 straight from March 4, 2014 to Nov. 25, 2016.

## New Chairbacks, Fewer Seats

After receiving a \$16 million upgrade over the 2014-15 and 2015-16 seasons that enhanced the fan experience with the likes of a new Daktronics center-hung scoreboard, ribbons boards, new corner video boards and a new audio system, Rupp Arena is undergoing an additional transformation as a part of UK's new leasing agreement with the Lexington Center.

Chair-back seating in the upper-level sideline was installed in sections 211-217 and 228-234 for the 2019-20 season. Club areas will be available to season ticket holders starting with the 2020-21 season.

The new seating reduced Rupp Arena's capacity to 20,500.

## Pack the House

Until reducing capacity for the 2019-20 season, Kentucky had led the nation in average home attendance in 20 of 24 seasons. That number included a Rupp Arena record of 24,110 in John Calipari's first season (2009-10) as head coach.

Kentucky averaged 20,160 fans during the 2019-20 season, the first season with a reduced capacity at 20,500. UK averaged 23,000-plus fans in seven of Calipari's first 10 seasons.

After receiving guidelines from state health officials, attendance for this season at Rupp Arena due to the COVID-19 pandemic will be up to 15% of normal arena capacity (3,075), which includes participants, essential personnel, media and a limited number of spectators.

## The Top-Ranked Team at Home

Kentucky has lost just four times at home as the Associated Press top-ranked team in the history of the program and just three times in Rupp Arena. Prior to the losses to Evansville (Nov. 12) and UCLA (Dec. 3, 2016), both by three, the other two losses came by just one point.

The Wildcats are 54-3 all-time as the AP No. 1 team in Rupp Arena since its opening in 1976. The first loss was to Auburn, 53-52, on Jan. 9, 1988.

## Coach Cal in Rupp Arena

It's been downright difficult to beat Kentucky in Rupp Arena during the John Calipari era. UK is 185-13 (.934) in Rupp Arena under Calipari.

- Kentucky is 22-5 (.815) vs. Associated Press Top 25 opponents in Rupp in the Calipari era
- UK is 163-8 (.953) vs. unranked teams in Rupp under Calipari
- The Wildcats are 95-6 (.941) at home vs. nonconference foes under Calipari
- Calipari notched his 100th career win in Rupp Arena as Kentucky's coach with the Wildcats' 110-75 rout of Auburn on Feb. 21, 2014. It took Calipari 104 games to reach the century mark, the fastest of any UK coach

## Cal Passes Hall for Rupp Record

With a 101-70 victory over Cleveland State on Nov. 23, 2016, John Calipari passed former UK head coach Joe B. Hall for wins in Rupp Arena. Calipari currently has 185 wins inside the historic venue. Hall won 122.

## 2020-21 Opponent Breakdown

### Morehead State (Nov. 25)

All-time games in Rupp Arena: 9  
UK record in Rupp vs. MSU: 9-0  
Last time in Rupp Arena: UK, 81-45 (11/25/20)

### Richmond (Nov. 29)

All-time games in Rupp Arena: 1  
UK record in Rupp vs. UR: 0-1  
Last time in Rupp Arena: UR, 76-64

### Notre Dame (Dec. 12)

All-time games in Rupp Arena: 6  
UK record in Rupp vs. ND: 5-1  
Last time in Rupp Arena: ND, 64-63 (12/12/20)

### Vanderbilt (Jan. 5)

All-time games in Rupp Arena: 43  
UK record in Rupp vs. VU: 41-2  
Last time in Rupp Arena: UK, 77-74 (1/5/21)

### Alabama (Jan. 12)

All-time games in Rupp Arena: 32  
UK record in Rupp vs. UA: 27-5  
Last time in Rupp Arena: UK, 76-67 (1/11/20)

### LSU (Jan. 23)

All-time games in Rupp Arena: 32  
UK record in Rupp vs. LSU: 26-6  
Last time in Rupp Arena: LSU, 73-71 (2/12/19)

### Texas (Jan. 30)

All-time games in Rupp Arena: 1  
UK record in Rupp vs. Texas: 1-0  
Last time in Rupp Arena: UK, 63-51 (12/5/14)

### Tennessee (Feb. 6)

All-time games in Rupp Arena: 44  
UK record in Rupp vs. UT: 38-6  
Last time in Rupp Arena: UT, 81-73 (3/3/20)

### Arkansas (Feb. 9)

All-time games in Rupp Arena: 16  
UK record in Rupp vs. UA: 13-3  
Last time in Rupp Arena: UK, 70-66 (2/26/19)

### Auburn (Feb. 13)

All-time games in Rupp Arena: 31  
UK record in Rupp vs. AU: 29-2  
Last time in Rupp Arena: UK, 73-66 (2/29/20)

### Texas A&M (Feb. 23)

All-time games in Rupp Arena: Six  
UK record in Rupp vs. TAMU: 4-2  
Last time in Rupp Arena: UK, 85-74 (1/8/19)

### Florida (Feb. 27)

All-time games in Rupp Arena: 44  
UK record in Rupp vs. UF: 36-8  
Last time in Rupp Arena: UK, 65-59 (2/22/20)



# COACH CALIPARI

## UK vs. AP Ranked Foes Under Cal

**Record: 63-35 (.643)**

vs. No. 22 North Carolina (Cleveland)	Dec. 19, 2020	L, 75-63
vs. No. 7 Kansas (Indianapolis)	Dec. 1, 2020	L, 65-62
vs. No. 15 Auburn	Feb. 29, 2020	W, 73-66
at No. 17 Auburn	Feb. 1, 2020	L, 75-66
at No. 18 Texas Tech	Jan. 25, 2020	W, 78-76 <sup>OT</sup>
vs. No. 3 Louisville	Dec. 28, 2019	W, 78-70 <sup>OT</sup>
vs. No. 5 Ohio State (Las Vegas)	Dec. 21, 2019	L, 71-65
vs. No. 1 Michigan State (New York)	Nov. 5, 2019	W, 69-62
vs. No. 14 Auburn (NCAAT)	March 31, 2019	L, 77-71 <sup>OT</sup>
vs. No. 11 Houston (NCAAT)	March 29, 2019	W, 62-58
vs. No. 19 Wofford (NCAAT)	March 23, 2019	W, 62-56
vs. No. 8 Tennessee (SECT)	March 16, 2019	L, 82-78
at No. 7 Tennessee	March 2, 2019	L, 71-52
vs. No. 1 Tennessee	Feb. 16, 2019	W, 86-69
vs. No. 19 LSU	Feb. 13, 2019	L, 73-71
vs. No. 9 Kansas	Jan. 26, 2019	W, 71-63
vs. No. 22 Mississippi State	Jan. 22, 2019	W, 76-55
at No. 14 Auburn	Jan. 19, 2019	W, 82-80
vs. No. 9 North Carolina (Chicago)	Dec. 22, 2018	W, 80-72
vs. No. 4 Duke (Indianapolis)	Nov. 6, 2018	L, 118-84
vs. No. 13 Tennessee (SECT)	March 11, 2018	W, 77-72
at No. 10 Auburn	Feb. 14, 2018	L, 76-66
vs. No. 15 Tennessee	Feb. 6, 2018	L, 61-59
at No. 7 West Virginia	Jan. 27, 2018	W, 83-76
at No. 23 Tennessee	Jan. 6, 2018	L, 76-65
vs. No. 4 Kansas (Chicago)	Nov. 14, 2017	L, 65-61
vs. No. 6 North Carolina (NCAAT)	March 26, 2017	L, 75-73
vs. No. 8 UCLA (NCAA)	March 24, 2017	W, 86-75
vs. No. 19 Wichita State (NCAAT)	March 19, 2017	W, 65-62
vs. No. 13 Florida	Feb. 25, 2017	W, 76-66
at No. 24 Florida	Feb. 4, 2017	L, 88-66
vs. No. 2 Kansas	Jan. 28, 2017	L, 79-73
vs. No. 24 South Carolina	Jan. 21, 2017	W, 85-69
at No. 10 Louisville	Dec. 21, 2016	L, 73-70
vs. No. 7 North Carolina (Las Vegas)	Dec. 17, 2016	W, 103-100
vs. No. 11 UCLA	Dec. 3, 2016	L, 97-92
vs. No. 13 Michigan State (New York)	Nov. 15, 2016	W, 69-48
vs. No. 14 Indiana (NCAAT)	March 19, 2016	L, 73-67
vs. No. 17 Texas A&M (SECT)	March 13, 2016	W, 82-77
at No. 4 Kansas	Jan. 30, 2016	L, 90-84
vs. No. 16 Louisville	Dec. 27, 2015	W, 75-73
vs. No. 5 Duke (Chicago)	Nov. 17, 2015	W, 74-63
vs. No. 3 Wisconsin (NCAAT)	April 4, 2015	L, 71-64
vs. No. 8 Notre Dame (NCAAT)	March 28, 2015	W, 68-66
vs. No. 20 West Virginia (NCAAT)	March 26, 2015	W, 78-39
vs. No. 21 Arkansas (SECT)	March 15, 2015	W, 78-63
vs. No. 18 Arkansas	Feb. 28, 2015	W, 84-67
at No. 4 Louisville	Dec. 27, 2014	W, 58-50
vs. No. 21 North Carolina	Dec. 13, 2014	W, 84-70
vs. No. 6 Texas	Dec. 5, 2014	W, 63-51
vs. No. 5 Kansas (Indianapolis)	Nov. 18, 2014	W, 72-40
vs. No. 18 UConn (NCAAT)	April 7, 2014	L, 60-54
vs. No. 12 Wisconsin (NCAAT)	April 5, 2014	W, 74-73
vs. No. 7 Michigan (NCAAT)	March 30, 2014	W, 75-72
vs. No. 5 Louisville (NCAAT)	March 28, 2014	W, 74-69
vs. No. 2 Wichita State (NCAAT)	March 23, 2014	W, 78-76
vs. No. 1 Florida (SECT)	March 16, 2014	L, 61-60
at No. 1 Florida	March 8, 2014	L, 84-65
vs. No. 3 Florida	Feb. 15, 2014	L, 69-59
vs. No. 4 Louisville	Dec. 28, 2013	W, 73-66
at No. 18 North Carolina	Dec. 14, 2013	L, 82-77
vs. No. 20 Baylor (Dallas)	Dec. 6, 2013	L, 67-62
vs. No. 2 Michigan St. (Chicago)	Nov. 12, 2013	L, 78-74
vs. No. 11 Florida	March 9, 2013	W, 61-57
at No. 7 Florida	Feb. 12, 2013	L, 69-52
at No. 16 Ole Miss	Jan. 29, 2013	W, 87-74
at No. 4 Louisville	Dec. 29, 2012	L, 80-77
vs. No. 9 Duke (Atlanta)	Nov. 13, 2012	L, 75-68
vs. No. 6 Kansas (NCAAT)	April 2, 2012	W, 67-59
vs. No. 17 Louisville (NCAAT)	March 31, 2012	W, 69-61
vs. No. 9 Baylor (NCAAT)	March 25, 2012	W, 82-70
vs. No. 16 Indiana (NCAAT)	March 23, 2012	W, 87-71
vs. No. 22 Florida (SECT)	March 10, 2012	W, 74-71
at No. 16 Florida	March 4, 2012	W, 74-59
vs. No. 8 Florida	Feb. 7, 2012	W, 78-58
vs. No. 4 Louisville	Dec. 31, 2011	W, 69-62
vs. No. 5 North Carolina	Dec. 3, 2011	W, 73-72
vs. No. 12 Kansas (New York)	Nov. 15, 2011	W, 75-65
vs. No. 9 UConn (NCAAT)	April 2, 2011	L, 56-55
vs. No. 7 North Carolina (NCAAT)	March 27, 2011	W, 76-69
vs. No. 1 Ohio State (NCAAT)	March 25, 2011	W, 62-60
vs. No. 22 West Virginia (NCAAT)	March 19, 2011	W, 71-63
vs. No. 12 Florida (SECT)	March 13, 2011	W, 70-54
vs. No. 21 Vanderbilt	March 1, 2011	W, 68-66
vs. No. 13 Florida	Feb. 26, 2011	W, 76-68
at No. 21 Vanderbilt	Feb. 12, 2011	L, 81-77
at No. 22 Louisville	Dec. 31, 2010	W, 78-63
vs. No. 23 Notre Dame (Louisville)	Dec. 8, 2010	W, 72-58
vs. No. 13 Washington (Maui)	Nov. 23, 2010	W, 74-67
vs. No. 6 West Virginia (NCAAT)	March 27, 2010	L, 73-66
vs. No. 15 Tennessee (SECT)	March 13, 2010	W, 74-45
at No. 19 Tennessee	Feb. 27, 2010	L, 74-65
at No. 17 Vanderbilt	Feb. 20, 2010	W, 58-56
vs. No. 12 Tennessee	Feb. 13, 2010	W, 73-62
vs. No. 25 Ole Miss	Feb. 2, 2010	W, 85-75
vs. No. 21 Vanderbilt	Jan. 30, 2010	W, 85-72
vs. No. 14 UConn (New York)	Dec. 9, 2009	W, 64-61
vs. No. 10 North Carolina	Dec. 5, 2009	W, 68-66

## Calipari's Record at UK vs. AP Top 25 ...

vs. No. 1	3-2	vs. Top 25	63-35
vs. Top 3	5-6	Home	22-5
vs. Top 5	12-11	Away	8-13
vs. Top 10	25-21	Neutral	33-17
vs. Top 15	40-25	SEC Tourney	5-2
vs. Top 20	52-31	NCAA Tourney	17-7

## Calipari Named 2020 SEC, USBWA District IV, NABC District 20 Coach of the Year

Unflinching to early growing pains when his team stumbled out of the gate and resolute in his belief in his players and the annual process of preparing young teams for March, John Calipari was recognized for another stellar coaching job in 2019-20 by winning Southeastern Conference Coach of the Year, U.S. Basketball Writers Association District IV Coach of the Year and National Association of Basketball Coaches District 20 Coach of the Year honors.

It was Calipari's fourth SEC Coach of the Year award at Kentucky and his 10th conference coach of the year honors in 28 seasons as a college head coach.

Calipari was also a semifinalist for the Naismith Coach of the Year for a second consecutive season. He is one of just two coaches to win the Naismith Coach of the Year three times (Duke's Mike Krzyzewski is the other).

Calipari guided the Wildcats to a 25-6 regular season in 2019-20 that included a 15-3 league record, an SEC regular-season championship, an 8-2 record on the road and a top-10 national ranking.

## Calipari Ahead of the Pack at Kentucky

Through 11-plus seasons at Kentucky, John Calipari's time in Lexington has been every bit as successful -- and more -- as fans hoped it would when he agreed to become the head coach at Kentucky in the spring of 2009.

By just about every measure, he's the most successful coach in college basketball during the last decade. Among schools who have been to at least two Elite Eights and a Final Four since 2009-10, Calipari ranks:

- First in NCAA Tournament wins (31)
- First in Final Four appearances (four)
- First in Elite Eight appearances (seven)
- First in Sweet 16 appearances (eight)
- Second in league tournament titles (six)
- Third in wins (334)
- Third in regular-season conference titles (six)
- Fourth in NCAA titles (one)

## Calipari Named Coach of the Decade

Underscored by more victories than any other coach or program in his first 10 seasons at the helm at Kentucky, more Final Four appearances, a record number of NBA Draft picks, and the 2012 national championship, John Calipari was named the College Basketball Coach of the Decade by Sporting News in January 2020.

In a piece penned by national writer Mike DeCourcy, Sporting News credited Calipari for changing the college basketball landscape. Detailing Calipari's success -- what DeCourcy described as a "college basketball revolution" -- DeCourcy wrote that "no one defined the 2010s in the same way as Calipari ... nor achieved the same degree of consistent success."

In an era where kids can enter the NBA Draft at 19 years old, Calipari masterfully balances the priority of players' long-term professional dreams with individual and team development, leading to on-court success that no other team has matched.

"I knew we were going to make the program -- and I said it at the press conference -- it was going to be a players-first program," Calipari told Sporting News. "We were going to make decisions based on them and their needs. And it's not just about the name on the front. It'll be about the name on the back. That's how we're going to do this."

## First-Ballot Hall of Famer

Kentucky men's basketball coach John Calipari joined basketball's fraternity of legends in September 2015 after being elected to the Naismith Memorial Basketball Hall of Fame on the first ballot.

Calipari joined an elite group of basketball players and coaches in the Naismith Hall of Fame, considered to be one of the ultimate honors in the sport. The Class of 2015 included Calipari, Dick Bevetta, Wildcat Louie Dampier, Lindsay Gaze, Tom Heinsohn, John Isaacs, Spencer Haywood, Lisa Leslie, Dikembe Mutombo, George Raveling and JoJo White.

## Moving Up the Kentucky Career Wins, Games Coached List

With an 80-53 victory vs. Auburn on Feb. 23, 2019, John Calipari moved past Joe B. Hall for the second-most wins in program history. Calipari trails only the legendary Adolph Rupp (876 wins) for the most wins at UK and earned win No. 300 at Ole Miss on March 5, 2019. When Calipari tied Hall with his 297th win at Missouri on Feb. 19, 2019, he did so 32 games faster than Hall and just two games slower than Rupp.

Although he's still climbing the charts, he's doing it nearly as fast as anyone else in NCAA history. With the aforementioned win over Ole Miss, Calipari became the fourth-fastest coach to 300 wins (369 games) at one program in NCAA history. Only Bill Self (358 games at Kansas), Claire Bee (359 games at Long Island) and Rupp (366 at UK) got there faster.

Calipari also passed Hall for the second-most coached games at UK. Hall's 13-year career with the Wildcats ended with his 397th game. Calipari and Kentucky's win over Mississippi State on Feb. 4, 2020, marked his 398th career game at the UK helm. Rupp is first in games coached with a 41-season tenure spanning 1,066 career games.

## 700 Victories and Counting

With Kentucky's win over UIC on Nov. 26, 2017, John Calipari reached 700 on-court wins. At the time he was one of just 41 coaches, regardless of NCAA level of classification, to reach that barrier. Only 29 coaches have done it with at least 10 seasons at the Division I level.

Calipari became the fourth-fastest coach to 700 on-court wins ever. Only Adolph Rupp (836 games), Jerry Tarkanian (876 games) and Roy Williams (879 games) did it faster.

Calipari is currently the only coach in NCAA history with at least 189 victories at three different schools.

## KEEPING PACE WITH THE BARON OF THE BLUEGRASS

Legendary coach Adolph Rupp won 876 career games while he was the coach of UK. He also led Kentucky to four NCAA titles during his 41-year tenure. John Calipari is just behind pace with Rupp to begin his career at UK in total victories. Calipari (.801) is slightly behind Rupp (.822) in total UK career winning percentage.

Coach	Games	Record	Next Game (418th Game)
Adolph Rupp	417	347-70	def. Tennessee 70-47 (March 6, 1948)
John Calipari	417	334-83	vs. Alabama (Jan. 12)



# COACH CALIPARI

## UK vs. AP Ranked Foes Under Cal

### Record as AP Top-Ranked Coach Since 2009-10

Coach	Schools	Records
1. John Calipari	Kentucky	69-8
2. Mike Krzyzewski	Duke	53-11
3. Bill Self	Kansas	46-9
4. Mark Few	Gonzaga	35-4
5. Jay Wright	Villanova	28-6
6. Jim Boeheim	Syracuse	15-4
7. Tom Crean	Indiana	14-3
8. Thad Matta	Ohio State	13-2
9. Sean Miller	Arizona	12-1
10. Tom Izzo	Michigan State	12-4

### Record as AP Top-Ranked Coach Active

Coach	Schools	Records
1. Mike Krzyzewski	Duke	219-35
2. John Calipari	UK, Memphis, UMass	110-13
3. Roy Williams	UNC, Kansas	95-18
4. Bill Self	Kansas	48-10
5. Mark Few	Gonzaga	35-4
6. Bruce Weber	Illinois	30-2
7. Jay Wright	Villanova	28-6
8. Jim Boeheim	Syracuse	24-5
9. Bob Huggins	Cincinnati	20-4
10. Tom Izzo	Indiana	15-5

through games on Jan. 9

## All-Time Calipari Draft Picks

Player (School)	Round	Year (Overall)
Bam Adebayo (UK)	First	2017 (14)
Eric Bledsoe (UK)	First	2010 (18)
Devin Booker (UK)	First	2015 (13)
Antonio Burks (MEM)	Second	2004 (36)
Marcus Camby (UMASS)	First	1996 (2)
Rodney Carney (MEM)	First	2006 (16)
DeMarcus Cousins (UK)	First	2010 (5)
Willie Cauley-Stein (UK)	First	2015 (6)
Anthony Davis (UK)	First	2012 (1)
Hamidou Diallo (UK)	Second	2018 (45)
Joey Dorsey (MEM)	Second	2008 (33)
C. Douglas-Roberts (MEM)	Second	2008 (40)
Robert Dozier (MEM)	Second	2009 (60)
Tyreke Evans (MEM)	First	2009 (4)
De'Aaron Fox (UK)	First	2017 (5)
S. Gilgeous-Alexander (UK)	First	2018 (11)
Archie Goodwin (UK)	First	2013 (29)
Josh Harrellson (UK)	Second	2011 (45)
Andrew Harrison (UK)	Second	2015 (44)
Tyler Herro (UK)	First	2019 (13)
Dakari Johnson (UK)	Second	2015 (48)
Keldon Johnson (UK)	First	2019 (29)
Terrence Jones (UK)	First	2012 (18)
Enes Kanter (UK)	First	2011 (3)
Michael Kidd-Gilchrist (UK)	First	2012 (2)
Brandon Knight (UK)	First	2011 (8)
Kevin Knox (UK)	First	2018 (9)
Skal Labissiere (UK)	First	2016 (28)
Doron Lamb (UK)	Second	2012 (42)
DeAndre Liggins (UK)	Second	2011 (53)
Trey Lyles (UK)	First	2015 (12)
Tyrese Maxey (UK)	First	2020 (21)
Darius Miller (UK)	Second	2012 (46)
Malik Monk (UK)	First	2017 (11)
Jamal Murray (UK)	First	2016 (7)
Nerlens Noel (UK)	First	2013 (6)
Daniel Orton (UK)	First	2010 (29)
Patrick Patterson (UK)	First	2010 (14)
Immanuel Quickley (UK)	First	2020 (25)
Julius Randle (UK)	First	2014 (7)
Nick Richards (UK)	Second	2020 (42)
Lou Roe (UMass)	Second	1995 (30)
Derrick Rose (MEM)	First	2008 (1)
Marquis Teague (UK)	First	2012 (29)
Karl-Anthony Towns (UK)	First	2015 (1)
Tyler Ulis (UK)	Second	2016 (34)
Jarrod Vanderbilt (UK)	Second	2018 (41)
Dajuan Wagner (MEM)	First	2002 (6)
John Wall (UK)	First	2010 (1)
PJ Washington (UK)	First	2019 (12)
Shawne Williams (MEM)	First	2006 (17)
James Young (UK)	First	2014 (17)

## Calipari Unrivaled in Conference

John Calipari has won 16 league regular-season championships (including six Southeastern Conference titles) eight more than the next-closest coach in the SEC (Bruce Pearl has eight). Calipari has won six SEC Tournament championships at Kentucky and owns 15 conference tournament titles in his career, 11 more than his closest competitors (Ben Howland, Kermit Davis).

Calipari has tallied a 362-107 (77.2%) all-time record within conference play as a head coach and owns a 154-41 (79.0%) record since joining the SEC. In his first 11 seasons at UK, his 151 total conference wins were tied for the third among Division I coaches since 1996-97 over their first 11 seasons with a program, while his winning percentage ranked third. Only Adolph Rupp (84.7%) had a better winning percentage through his first 11 seasons in league play in Kentucky's history.

Although he's been publicly outspoken against conference tournaments -- only because he doesn't favor playing three or more games on consecutive days to win the tournament -- his teams have gotten up for them. Calipari's teams at UMass, Memphis and Kentucky have been to 19 conference championship games in his career, winning a remarkable 15 of them. Calipari is 57-12 (.826) all-time in conference tournaments, including 23-4 (.852) at UK. Calipari ranks fourth in SEC Tournament wins.

## Calipari in Elite Company with Conference Championships

Kentucky men's basketball coach John Calipari added another first to his Hall of Fame career in 2017.

When Kentucky clinched at least a share of the 2017 Southeastern Conference championship by beating Vanderbilt on Feb. 28, 2017, he became the first NCAA Division I coach to lead three different programs (UMass, Memphis, Kentucky) to five on-court regular-season league titles five different times. He won the Atlantic 10 at the helm of UMass in 1992, '93, '94, '95 and '96, Memphis claimed the Conference USA crown in 2004, '06, '07, '08 and '09, and Kentucky has captured the SEC six times in 2010, '12, '15, '16, '17 and '20.

Perhaps more impressive is that Calipari has 31 combined regular-season and tournament championships after clinching the SEC regular-season crown in 2020. That trails only Mark Few of Gonzaga (35 titles) among all active coaches. All-time, Calipari trails only the great Adolph Rupp (41) and Few.

## 30 is the new 20

After defeating Ole Miss 67-62 on Feb. 15, 2020, John Calipari secured his 26th consecutive on-court 20-win season. He leads all active coaches with that streak, ahead of Mike Krzyzewski (24), Bill Self (22) and Mark Few (21) who all hit the plateau last season as well.

## UK Collegiate Awards Under Calipari

All-America Honors (NCAA Recognized)	All-SEC	De'Aaron Fox
DeMarcus Cousins (2010)	DeMarcus Cousins (2010) 1st (Coaches/AP)	Bam Adebayo 2017
AP (1), NABC (2), USBWA (2), SN (2)	Patrick Patterson (2010) 1st (Coaches)/2nd (AP)	Kevin Knox 2018
	John Wall (2010) 1st (Coaches/AP)	Shai Gilgeous-Alexander 2018
	Terrence Jones (2011) 1st (Coaches/AP)	Tyler Herro 2019
John Wall (2010)	Brandon Knight (2011) 1st (Coaches)/2nd (AP)	Keldon Johnson 2019
AP (1), NABC (2), USBWA (2), SN (2)	Anthony Davis (2012) 1st (Coaches/AP)	Tyrese Maxey 2020
	Mike Kidd-Gilchrist (2012) 1st (Coaches/AP)	
	Terrence Jones (2012) 2nd (Coaches/AP)	<b>NCAA Final Four Team</b>
	Doron Lamb (2012) 2nd (Coaches)	Anthony Davis (MVP) 2012
	Nerlens Noel (2013) 1st (Coaches/AP)	Michael Kidd-Gilchrist 2012
Michael Kidd-Gilchrist (2012) AP (3), USBWA (2), NABC (3), SN (2)	Julius Randle (2014) 1st (Coaches/AP)	Doron Lamb 2012
	James Young (2014) 2nd (Coaches)	Julius Randle 2014
	Devin Booker (2015) 2nd (Coaches)	James Young 2014
	Willie Cauley-Stein (2015) 1st (Coaches/AP)	<b>NCAA All-Regional</b>
	Aaron Harrison (2015) 2nd (Coaches/AP)	DeMarcus Cousins 2010
	Karl Towns (2015) 1st (Coaches/AP)	John Wall 2010
	Tyler Ulis (2016) 1st (Coaches/AP)	Josh Harrellson 2011
	Jamal Murray (2016) 1st (Coaches/AP)	Brandon Knight (MVP) 2011
	Malik Monk (2017) 1st (Coaches/AP)	DeAndre Liggins 2011
	De'Aaron Fox (2017) 1st (Coaches/AP)	M. Kidd-Gilchrist (MVP) 2012
	Bam Adebayo (2017) 2nd (Coaches/AP)	Anthony Davis 2012
	Kevin Knox (2018) 1st (Coaches)	Doron Lamb 2012
	Shai G.-Alexander (2018) 2nd (Coaches)	Aaron Harrison 2014
	PJ Washington (2019) 1st (Coaches/AP)	Marcus Lee 2014
	Tyler Herro (2019) 2nd (Coaches)	Julius Randle (MVP) 2014
	Keldon Johnson (2019) 2nd (Coaches)	Willie Cauley-Stein 2015
	Immanuel Quickley (2020) 1st (Coaches/AP)	Andrew Harrison 2015
	Nick Richards (2020) 1st (Coaches/AP)	Karl Towns (MVP) 2015
	Tyrese Maxey (2020) 2nd (Coaches)	De'Aaron Fox 2017
		Isaac Humphries 2017
<b>SEC Player of the Year</b>	<b>SEC All-Defensive Team</b>	Tyler Herro 2019
John Wall 2010 (Coaches/AP)	Patrick Patterson 2010	PJ Washington 2019
Anthony Davis 2012 (Coaches/AP)	DeAndre Liggins 2011	
Tyler Ulis 2016 (Coaches/AP)	Anthony Davis 2012	<b>SEC All-Tournament Team</b>
Malik Monk 2017 (AP)	Michael Kidd-Gilchrist 2012	John Wall 2010
Immanuel Quickley 2020 (Coaches)	Nerlens Noel 2013	Eric Bledsoe 2010
	Willie Cauley-Stein 2013	DeMarcus Cousins 2010
<b>SEC Defensive Player of the Year</b>	Willie Cauley-Stein 2015	Darius Miller 2011
Anthony Davis 2012 (Coaches)	Tyler Ulis 2016	Brandon Knight 2011
Nerlens Noel 2013 (Coaches)	Ashton Hagans 2019	Josh Harrellson 2011
Willie Cauley-Stein 2015 (Coaches)	Ashton Hagans 2020	Anthony Davis 2012
Tyler Ulis 2016 (Coaches)	Nick Richards 2019	Terrence Jones 2012
Ashton Hagans (shared) 2019 (Coaches)		Aaron Harrison 2014
		Julius Randle 2014
<b>SEC Freshman (Coaches)/Newcomer (AP) of the Year</b>	<b>Coaches' SEC All-Freshman Team</b>	Willie Cauley-Stein 2015
DeMarcus Cousins 2010 (Coaches)	Eric Bledsoe 2010	Aaron Harrison 2015
John Wall 2010 (AP)	DeMarcus Cousins 2010	Andrew Harrison 2015
Terrence Jones 2011 (Coaches/AP)	John Wall 2010	Jamal Murray 2016
Anthony Davis 2012 (Coaches/AP)	Brandon Knight 2011	Tyler Ulis 2016
Nerlens Noel 2013 (Coaches/AP)	Terrence Jones 2011	Bam Adebayo 2017
Julius Randle 2014 (Coaches/AP)	Doron Lamb 2011	De'Aaron Fox 2017
Karl-Anthony Towns 2015 (Coaches/AP)	Anthony Davis 2012	Michael Kidd-Gilchrist 2012
Malik Monk 2017 (Coaches/AP)	Michael Kidd-Gilchrist 2012	Willie Cauley-Stein 2013
Kevin Knox 2018 (Coaches)	Archie Goodwin 2013	Dominique Hawkins 2017
Keldon Johnson 2019 (Coaches)	Nerlens Noel 2013	Wenyen Gabriel 2018
Tyler Herro 2019 (AP)	Alex Poythress 2013	Shai Gilgeous-Alexander 2018
	Julius Randle 2014	Kevin Knox 2018
	James Young 2014	
<b>SEC Sixth Man of the Year</b>	Darius Miller 2012 (Coaches)	<b>SEC Tournament MVP</b>
Darius Miller 2012 (Coaches)	Kyle Wiltjer 2013 (Coaches)	John Wall 2010
Kyle Wiltjer 2013 (Coaches)	Devin Booker 2015 (Coaches)	Darius Miller 2011
Devin Booker 2015 (Coaches)	Trey Lyles 2015	Willie Cauley-Stein 2015
	Karl-Anthony Towns 2015	Tyler Ulis 2016
	Tyler Ulis 2016	De'Aaron Fox 2017
	Jamal Murray 2016	Shai Gilgeous-Alexander 2018
	Malik Monk 2017	
<b>CoSIDA Academic All-America</b>		
Alex Poythress (2nd) 2016		



# COACH CALIPARI

With a Sweet 16 win over Houston in the 2019 NCAA Tournament, Calipari and the Cats clinched a 30-win season for the fifth time as UK's head coach. Calipari has 11 seasons with 30 or more on-court wins. Only Krzyzewski (15) and Roy Williams (12) have more 30-win seasons as an active head coach. Calipari is the first coach in NCAA Division I history to record five straight on-court 30-win seasons, notching 30 wins in consecutive seasons from 2005-06 to 2009-10.

## There's No Place Like Home

Since his 1991-92 season at UMass, John Calipari-coached teams have posted a 395-34 (.921) record at home. At UK, Coach Cal is 185-13 (.934) in Rupp Arena.

In five of Calipari's 12 seasons at Kentucky, the Wildcats have posted an undefeated record at home, including a school-record 19-0 mark during the 2014-15 season.

Calipari owns both of UK's longest winning streaks in the arena. He began his career at UK with a 54-game winning streak at Rupp Arena. It was the longest winning streak since the arena opened in 1976. With a win over Georgia on Feb. 9, 2016, he secured the second-longest streak in the storied building at 34 games (which ended at 42).

Coach	Streak (Yrs)
1. <b>John Calipari</b>	<b>54 (2010-13)</b>
2. <b>John Calipari</b>	<b>42 (2014-17)</b>
3. Rick Pitino	33 (1992-94)
4. Joe B. Hall	30 (1981-82)
5. Rick Pitino	27 (1995-97)

## Life Away From Home Isn't So Bad Either

As good as John Calipari's team's have been at home, they're pretty good in hostile environments on the road. Dating back to the 2005-06 season, Calipari has recorded a 110-48 (.696) record on the road. At neutral-site venues, Kentucky is 78-26 (.750) under Calipari.

## Calipari at No. 1

John Calipari is one of just two coaches (Frank McGuire) to lead three programs to a No. 1 ranking.

Calipari has led seven of his 12 UK teams to the No. 1 ranking and eight of his last 14 teams to the top (he's done it 10 times overall). When Coach Cal's teams are at the top, they're difficult to knock off:

- Calipari is 110-13 (.894) as the top-ranked Associated Press Top 25 coach in the country
- He's 69-8 (.896) when his team is atop the AP Top 25 as UK's head coach
- Calipari tallied a 32-4 mark at UMass at No. 1 and he was 9-1 at Memphis
- He (110) trails only Duke's Mike Krzyzewski (219) in active coaches with victories at No. 1
- Calipari has coached 123 career games as a No. 1 team, fourth most in NCAA history, trailing Krzyzewski (254), John Wooden (228) and Adolph Rupp (127)
- Among coaches who have owned a No. 1 ranking in at least 119 games, Calipari's winning percentage of .894 trails only Wooden (.952) and is ahead of active coach Krzyzewski (.862)
- Calipari is 6-4 vs. the AP top-ranked team in the land, including 3-2 at Kentucky after defeating Michigan State in 2019-20
- According to ESPN, his .600 winning percentage against AP top-ranked teams is the best for any head coach

## The Success Rate

John Calipari has graduated 100% of the players (20 of 20) who have been eligible to receive their diploma by the end of their senior years and exhausted their athletic eligibility. Of that group, Brad Calipari, Patrick Patterson, Jarrod Polson and Alex Poythress completed their degrees in three years.

In the NCAA's Academic Progress Rate, which measures eligibility, retention and graduation, Kentucky has posted a single-year Academic Progress Rate of 977 or higher in every season under Calipari, including a perfect 1,000 in six of the last seven single-year reports. UK's four-year composite score in the most recent report, which was released in May 2020, was a 994 out of 1,000, earning the team an NCAA academic award for the sixth year in a row for finishing in the top 10% of Division I men's basketball programs.

The Wildcats posted a 3.122 grade-point average in the 2020 fall term.

## Dream Maker

As someone who prides himself on helping young men reach their dreams, John Calipari has helped 52 players earn selection in the NBA Draft during his college coaching career, including 41 in his first 11 seasons at Kentucky, more than any other coach.

- Four No. 1 overall selections (Derrick Rose, John Wall, Anthony Davis and Karl-Anthony Towns) during the nine drafts from 2008 to 2016. No other coach has more than three No. 1 picks
- In 2010, five of his UK players were selected in the first round for the first time in NBA history
- His six players in the 2012 and 2015 NBA drafts are the most in the two-round era
- Churned out 41 NBA Draft picks, 31 first-rounders (more than the entire Big Ten during the same time span), three No. 1 selections, seven top-five picks and 21 lottery picks at Kentucky
- Of the 66 players who have finished their college careers at Kentucky under Calipari (through the 2019-20 season), 41 have been selected in the NBA Draft, a 62.1% success rate. Another six of those made the NBA, and the majority of the rest were walk-ons
- Of the 28 players at UK who have declared for the NBA Draft after their freshman seasons, 26 have been first-round picks. All previous players (not including Maxey) have played game in the NBA. He is 30 for 32 in that regard when including his players from Memphis
- Only coach to produce the top two picks in the same draft (2012 - Anthony Davis and Michael Kidd-Gilchrist)
- Produced a top-10 pick in 12 straight drafts from 2008-19, the only school to do so during that time period
- Seven of his former players have been named NBA All-Stars (23 total), five have been tabbed All-NBA, three have been named NBA Rookie of the Year, and 14 players from Calipari's first 10 teams at Kentucky have made the NBA All-Rookie teams. Derrick Rose was named NBA MVP in 2011 and Anthony Davis won NBA All-Star MVP honors in 2017

## Recruiting Trail

The Wildcats have signed more top-25 players under John Calipari's leadership than any other school. Nearly a quarter of all Rivals' top-10 prospects nationally over the past 12 classes have signed with Coach Cal and the Cats. The following list does not include transfers (freshman signees only).

PLAYER (YEAR)	ESPN	RIVALS	247	MCD	JB
Daimion Collins ('21)	24	10	19		
Nolan Hickman ('21)	61	52	30		
Bryce Hopkins ('21)	32	30	39		
Devin Askew ('20)	26	33	37		Y
Brandon Boston Jr. ('20)	7	5	6	Y	Y
Terrence Clarke ('20)	10	8	10	Y	Y
Cam'Ron Fletcher ('20)	61	49	80		
Isaiah Jackson ('20)	34	28	34		Y
Lance Ware ('20)	46	36	43		
Kareem Watkins ('20)	NR@	NR@	NR@		
Dontaie Allen ('19)	NR	68	98		
Keion Brooks Jr. ('19)	36	29	14		Y
Brennan Canada ('19)	NR@	NR@	NR@		
Johnny Juzang ('19)	30	34	31		
Tyrese Maxey ('19)	13	10	10	Y	Y
Kahlil Whitney ('19)	12	14	11	Y	Y
Ashton Hagans ('18)	20	13	12		
Tyler Herro ('18)	30	36	38		Y
Keldon Johnson ('18)	7	15	18	Y	Y
EJ Montgomery ('18)	14	11	6	Y	Y
Zan Payne ('18)	NR	NR	NR		
Immanuel Quickley ('18)	25	22	19	Y	
Jemarl Baker Jr. ('17)	66	82	90		
Hamidou Diallo ('17)	11~	10~	11		
Shai Gilgeous-Alexander ('17)	35	34	20		
Quade Green ('17)	24	22	33	Y	Y
Kevin Knox ('17)	10	10	18	Y	Y
Nick Richards ('17)	17	17	15	Y	Y
Jarrod Vanderbilt ('17)	19	14	12	Y	Y
PJ Washington ('17)	12	15	9	Y	Y
Bam Adebayo ('16)	5	7	12	Y	Y
Brad Calipari ('16)	NR	NR	NR		
De'Aaron Fox ('16)	6	6	6	Y	Y
Wenyen Gabriel ('16)	14	13	14	Y	Y
Sacha Killeya-Jones ('16)	24	24	25	Y	Y
Malik Monk ('16)	9	9	10	Y	Y
Tai Wynyard ('16)	NR	NR	NR		
Isaiah Briscoe ('15)	13	10	16	Y	Y
Jonny David ('15)	NR@	NR@	NR@		
Isaac Humphries ('15)	49	NR^	62		
Skal Labissiere ('15)	2	1	2	Y	Y
Charles Matthews ('15)	42	48	74	Y	Y
Jamal Murray ('15)	NA^	9	10		
Devin Booker ('14)	18	29	22	Y	Y
Trey Lyles ('14)	6	13	17	Y	Y
Karl-Anthony Towns ('14)	9	5	2	Y	Y
Tyler Ulis ('14)	25	21	20	Y	Y
EJ Floreal ('13)	NR@	NR@	NR@		
Aaron Harrison ('13)	9	7	5	Y	Y
Andrew Harrison ('13)	5	5	3	Y	Y
Dominique Hawkins ('13)	NR	NR	151		
Dakari Johnson ('13)	7	9	8	Y	Y
Marcus Lee ('13)	25	19	14	Y	Y
Julius Randle ('13)	3	2	2	Y	Y
Derek Willis ('13)	NR	115	58		
James Young ('13)	8	11	10	Y	Y
Archie Goodwin ('12)	15	14	18	Y	Y
Willie Cauley-Stein ('12)	40	40	47		
Nerlens Noel ('12)	1	2	1	Y	Y
Alex Poythress ('12)	13	8	7	Y	Y
Anthony Davis ('11)	1	2	1	Y	Y
Michael Kidd-Gilchrist ('11)	4	3	2	Y	Y
Sam Malone ('11)	NR@	NR@	NR@		
Brian Long ('11)	NR@	NR@	NR@		
Marquis Teague ('11)	8	5	6	Y	Y
Kyle Wiltjer ('11)	19	22	21	Y	Y
Terrence Jones ('10)	9	13	8*	Y	Y
Enes Kanter ('10)	25	3	3*		
Brandon Knight ('10)	4	6	6*	Y	Y
Doron Lamb ('10)	29	21	28*	Y	Y
Jarrod Polson ('10)	NR@	NR@	NR* @		
Stacey Poole, Jr. ('10)	51	33	67*		
Eric Bledsoe ('09)	NR	23	37*		
DeMarcus Cousins ('09)	4	2	3*	Y	Y
Jon Hood ('09)	92	40	46*		
Daniel Orton ('09)	13	22	17*	Y	Y
John Wall ('09)	5	1	2*	Y	Y
<b>Top-10 Players</b>	<b>23</b>	<b>26</b>	<b>25</b>		
<b>Top-25 Players</b>	<b>45</b>	<b>47</b>	<b>47</b>		
<b>Top-50 Players</b>	<b>57</b>	<b>61</b>	<b>60</b>		
<b>McDonald's All-Americans</b>				<b>37</b>	
<b>Jordan Brand Classic All-Americans</b>					<b>44</b>

\* Scout.com ranking | ~ final ranking in the 2017 class before early enrollment | ^ reclassified after final rankings were released @ originally joined team as walk-on



# COACH CALIPARI

## Developing Talent

John Calipari hasn't just signed the best talent in the country while he's been at Kentucky; he's been the best at developing that talent and getting it ready for the next level. Of the 39 top-25 Rivals.com players Kentucky has signed who have completed their college eligibility at UK, 33 were drafted and 26 were selected in the first round. But that's only half the story. Calipari's players don't just make it to the pros; they're better prepared than anyone else. The proof is in the numbers.

Entering the 2020-21 NBA season, Calipari's NBA pros had amassed nearly \$3 billion in career NBA contracts, which doesn't include endorsement deals and overseas contracts. Of his UK players in the NBA, they have nearly \$2.6 billion in career contracts.

There's more: Of UK's 21 lottery picks in the Calipari era, 16 have earned second contracts in the NBA with nine of them cashing in on max contracts. Of the four who haven't earned second contracts, all have been drafted in the last five years and still on their rookie deal. Over the last 11 years, there have been 27 lottery picks who earned max contracts in the NBA. Nine of them attended Kentucky.

## Double-Digit Win Streaks

John Calipari's teams have posted 19 streaks of 10 or more wins at Kentucky, Memphis and UMass, including seven at UK. They have won 15 or more straight games nine times, 20 or more six times, 25 or more five times, and 30 or more one time. Of course, the most famous streak was the 38-0 start during the 2014-15 season.

1. 38 Kentucky, 2014-15	6. 24 Kentucky, 2011-12	T10. 14 UMass, 1991-92	T16. 10 Kentucky, 2018-19
2. 27 Memphis, 2008-09	7. 19 Kentucky, 2009-10	T12. 12 Memphis, 2007-08	T16. 10 Kentucky, 2010-11
T3. 26 Memphis, 2007-08	8. 16 UMass, 1994-95	T12. 12 Memphis, 2002-03	T16. 10 Memphis, 2001-02
T3. 26 UMass, 1995-96	9. 15 Memphis, 2005-06	T12. 12 UMass, 1992-93	T16. 10 UMass, 1993-94
5. 25 Memphis, 2006-07	T10. 14 Kentucky, 2016-17	15. 11 Memphis, 2003-04	

## Calipari Knows Defense

Defense has always been a staple of John Calipari-coached teams. Dating back to complete NCAA records beginning in 2001-02, Calipari's teams have been among national leaders in several critical defensive categories. Rankings are through games on Jan. 9.

Year	FG% Def.	3PT FG% Def.	Rebound Margin	Scoring Margin	Blocks
2001-02 (UM)	13th (39.5)	N/A (29.3)	11th (+6.6)	15th (+11.2)	54th (4.4)
2002-03 (UM)	28th (40.6)	N/A (29.3)	44th (+4.1)	32nd (+8.0)	26th (5.1)
2003-04 (UM)	34th (40.5)	N/A (35.8)	58th (+3.4)	48th (+7.1)	20th (5.0)
2004-05 (UM)	<b>4th (38.4)</b>	N/A (32.7)	75th (+2.9)	62nd (+5.9)	13th (5.4)
2005-06 (UM)	<b>2nd (38.0)</b>	N/A (30.3)	<b>9th (+6.7)</b>	<b>5th (+14.6)</b>	<b>8th (6.4)</b>
2006-07 (UM)	12th (39.0)	N/A (31.3)	28th (+5.3)	<b>5th (+5.8)</b>	12th (5.9)
2007-08 (UM)	12th (39.1)	N/A (30.2)	16th (+6.2)	<b>2nd (+18.0)</b>	<b>8th (6.1)</b>
2008-09 (UM)	<b>1st (37.1)</b>	<b>10th (30.0)</b>	19th (+6.1)	<b>2nd (+16.3)</b>	<b>7th (6.0)</b>
2009-10 (UK)	<b>3rd (37.8)</b>	47th (31.3)	<b>4th (+8.1)</b>	<b>6th (+14.3)</b>	<b>4th (7.2)</b>
2010-11 (UK)	15th (39.4)	59th (32.4)	60th (+3.6)	13th (+11.4)	<b>3rd (6.3)</b>
2011-12 (UK)	<b>1st (37.4)</b>	67th (31.8)	12th (+6.8)	<b>1st (+16.8)</b>	<b>1st (8.6)</b>
2012-13 (UK)	30th (39.2)	104th (32.4)	48th (+4.3)	48th (+8.2)	<b>3rd (6.6)</b>
2013-14 (UK)	59th (41.1)	67th (32.2)	<b>2nd (+9.4)</b>	43rd (+8.2)	13th (5.9)
2014-15 (UK)	<b>1st (35.4)</b>	<b>3rd (27.1)</b>	15th (+6.8)	<b>1st (+20.1)</b>	<b>2nd (6.9)</b>
2015-16 (UK)	24th (39.7)	75th (32.6)	39th (+5.2)	17th (+11.4)	<b>6th (5.8)</b>
2016-17 (UK)	98th (42.4)	12th (30.6)	39th (+4.7)	<b>9th (+13.4)</b>	15th (5.3)
2017-18 (UK)	14th (40.4)	<b>4th (30.1)</b>	40th (+5.1)	68th (+6.5)	31st (4.8)
2018-19 (UK)	19th (40.0)	189th (34.3)	<b>4th (+9.4)</b>	21st (+11.1)	21st (4.8)
2019-20 (UK)	20th (39.4)	58th (30.7)	58th (+4.2)	40th (+8.3)	17th (4.9)
2020-21 (UK)	74th (40.5)	87th (30.8)	116th (+3.1)	196th (+1.4)	<b>4th (6.1)</b>

## Calipari Nearly Perfect vs. Former Assistants

John Calipari has made it known that he doesn't enjoy coaching against friends. That hasn't stopped him from winning anyway. Calipari is 17-1 all-time when coaching against former assistants. He suffered his first and only loss to a former assistant against former Memphis assistant Josh Pastner, now the head coach of Georgia Tech, on Dec. 6, 2020.

- Orlando Antigua - 1-0
- Tony Barbee - 8-0
- Bruiser Flint - 2-0
- Derek Kellogg - 1-0
- Chuck Martin - 2-0
- Josh Pastner - 1-1
- Steve Roccaforte - 2-0

## #LaFamilia NBA Awards

<b>NBA Player of the Year</b> Derrick Rose	2011	<b>All-NBA Rookie Team</b> Tyler Herro (2nd) PJ Washington (2nd)	2020 2020	Anthony Davis (2nd) John Wall (2nd) Marcus Camby (1st)	2015 2015 2008	Anthony Davis John Wall Derrick Rose	2014 2014 2012
<b>NBA Rookie of the Year</b> Karl-Anthony Towns Tyreke Evans Derrick Rose	2016 2010 2009	Shai Gilgeous-Alexander (2nd) Jamal Murray (2nd) Karl-Anthony Towns (1st) Devin Booker (1st) Willie Cauley-Stein (2nd)	2019 2017 2016 2016 2016	Marcus Camby (1st) Marcus Camby (1st) Marcus Camby (2nd) Marcus Camby (2nd)	2007 2006 2006 2005	Derrick Rose Derrick Rose Derrick Rose	2011 2011 2010
<b>NBA Defensive Player of the Year</b> Marcus Camby	2007	Nerlens Noel (1st) Anthony Davis (1st) Michael Kidd-Gilchrist (2nd) Brandon Knight (1st)	2015 2013 2013 2012	<b>NBA All-Star Team</b> Bam Adebayo Devin Booker Anthony Davis Anthony Davis	2020 2020 2020 2019	Anthony Davis Jamal Murray John Wall Tyreke Evans	2017 2017 2011 2010
<b>NBA Cares Community Assist Award</b> DeMarcus Cousins John Wall	2017 2016	DeMarcus Cousins (1st) John Wall (1st) Eric Bledsoe (2nd) Tyreke Evans (1st) Derrick Rose (1st) Marcus Camby (1st)	2011 2011 2011 2010 2010 1997	DeMarcus Cousins Anthony Davis Karl-Anthony Towns DeMarcus Cousins Anthony Davis Anthony Davis John Wall Karl-Anthony Towns John Wall DeMarcus Cousins Anthony Davis John Wall DeMarcus Cousins Anthony Davis John Wall DeMarcus Cousins Anthony Davis John Wall	2018 2018 2018 2018 2018 2017 2017 2017 2016 2016 2016 2015 2015 2015 2015 2015	Slam Dunk Contest Winner Hamidou Diallo John Wall	2019 2014
<b>All-NBA Team</b> Anthony Davis (1st) Anthony Davis (1st) Karl-Anthony Towns (3rd) Anthony Davis (1st) John Wall (3rd) John Wall (3rd) DeMarcus Cousins (2nd) Anthony Davis (1st) DeMarcus Cousins (2nd) Derrick Rose (1st) Derrick Rose (1st)	2020 2018 2018 2017 2017 2016 2015 2015 2012 2012	<b>All-NBA Defensive Team</b> Bam Adebayo (2nd) Anthony Davis (1st) Eric Bledsoe (2nd) Eric Bledsoe (1st) Anthony Davis (1st) Anthony Davis (2nd)	2020 2020 2020 2019 2018 2017	DeMarcus Cousins Anthony Davis John Wall DeMarcus Cousins Anthony Davis John Wall DeMarcus Cousins Anthony Davis John Wall DeMarcus Cousins Anthony Davis John Wall	2016 2016 2016 2015 2015 2015 2015 2015 2015 2015 2015	<b>3-Point Contest Winner</b> Devin Booker	2018
						<b>Skills Challenge Winner</b> Bam Adebayo Karl-Anthony Towns	2020 2016





# COACH CALIPARI

A “players-first” coach with a penchant for helping people reach their dreams, John Calipari, a Naismith Memorial Basketball Hall of Famer, has guided six teams to the Final Four, led one to a national championship and helped 52 players earn selection in the NBA Draft during his 28-year college coaching career.

Calipari guided Kentucky to its eighth national championship and his first national title in 2012. In becoming only the second coach in NCAA history to lead three different schools to the Final Four, he has racked up nearly 800 on-court victories, 20 NCAA Tournament on-court appearances, six Final Fours and numerous national coach of the year honors.

From UMass to Memphis and now Kentucky, Calipari’s career has been successful throughout, but his most recent run in Lexington has been the best stretch of his career. During Calipari’s first 11 seasons at UK, he’s led all coaches in NCAA Tournament wins (31), Final Fours (four), Elite Eights (seven) and Sweet 16s (eight). He’s in the top three in total wins (330) in that time span.

In 2015, Coach Cal led college basketball’s first ever 38-0 team, and became one of just three coaches to make four Final Fours in a five-year span. At the end of the season, Calipari became the 96th coach to join the Naismith Memorial Basketball Hall of Fame.

While building a program out of obscurity at Massachusetts, laying the foundation at Memphis and restoring luster at the sport’s greatest program at Kentucky, he totaled the second-most wins in NCAA history in the first 20 years of a college coaching career.

Quite honestly, though, Calipari’s on-court success overshadows a much more significant picture.

In his goal to lead a players-first program, he has helped more than 50 young men realize their dreams and reach the NBA level with 52 players earning NBA Draft selections, including a record five first-round draft picks in 2010. Two years later, six Wildcats heard their names called at the 2012 draft, the most in the two-round draft era. UK, with Calipari’s help, would tie those six picks again in 2015, including a record-tying four lottery selections. His four No. 1 overall picks are more than any other coach, and he’s had 41 players drafted during his first 11 years at Kentucky, including 31 first-round picks, more than the entire Big Ten combined in that time span.

Calipari’s players have entered the league NBA-ready. His players have garnered 23 All-Star selections, with Anthony Davis winning the game’s MVP honor in 2017. Derrick Rose was named NBA MVP in 2011. Five of his players have been tabbed All-NBA, three have been named NBA Rookie of the Year, and 14 players from Calipari’s first 10 teams at Kentucky have made the NBA All-Rookie teams.

Much like he did at UMass, where his players graduated at nearly 80%, Calipari has stressed academics. Fifteen of his last 18 seniors at Memphis earned their bachelor’s degrees, and all 18 players at UK who were eligible to graduate by the end of their senior years walked away with a diploma in hand, including four players who earned their degree in just three years. Calipari’s teams routinely have posted a combined team grade-point average of 3.0 or better.

Calipari has raised millions of dollars to help the lives of those in need in the Commonwealth and beyond. He has had a particular passion to assist those impacted by natural disasters. For instance, in 2010, he used a telethon to raise more than \$1 million for victims of the devastating earthquake in Haiti. He followed that up with telethons in 2012, raising \$1 million for victims of Superstorm Sandy, and in 2017, for victims of Hurricane Harvey.

Calipari launched his foundation in 2012, and since then the foundation has worked with several key partners and donated more than \$1.5 million, a figure that does not include matching funds that have been contributed from individuals and corporations. In 2013, Calipari initiated hosting an annual alumni weekend around his basketball fantasy experience with the intent to raise money for charity. After generating \$350,000 for selected organizations and charities during the inaugural game, the weekend has generated millions of dollars for charity since its inception.

In 2019, when federal workers were without pay due to a government shutdown, he, his wife and his foundation assisted workers with financial help and grocery gift cards. He and his wife, Ellen, teamed up with Fayette County Public Schools to help families in need during the COVID-19 pandemic.

His latest efforts include spearheading the creation of the John McLendon Minority Leadership Initiative, a nationwide coach-driven initiative to provide minorities a jump-start to their careers through practical experiences, opportunities to build their network and instilling the values of John McLendon: integrity, education, leadership and mentorship. Participants in the initiative will be known as MLI Future Leaders.

In 2017, Coach Cal was named the head coach of the 2017 USA Basketball Men’s U19 World Cup Team, which finished third at the 2017 FIBA U19 World Cup in Cairo.

Author of five books, including the New York Times Best Seller “Players First: Coaching from the Inside Out,” Calipari is a master of communication and maximizing talent. He lives by the motto that “it’s never a matter of how far you have fallen, but instead it’s about how high you bounce back.”

## BIOGRAPHICAL INFORMATION

**Date of Birth:** Feb. 10, 1959 | **Wife:** Ellen  
**Children:** Erin, Megan, Brad

**Education**  
Clarion State (1982)

**Head Coaching Experience**  
University of Massachusetts (1989-96)  
New Jersey Nets (NBA) (1997-99)  
University of Memphis (2001-09)  
University of Kentucky (2010-present)

## COACHING AWARDS

- NABC District 20 Coach of the Year
- USBWA District IV Coach of the Year
- 2020 SEC Coach of the Year (Coaches)
- 2019 *The Sporting News* Coach of the Decade
- 2018 Naismith Hall of Fame 'Service Above Self' Honoree
- 2018 NABC Metropolitan Award
- 2015 Naismith Memorial Basketball Hall of Fame Inductee
- 2015 AP National Coach of the Year
- 2015 Naismith National Coach of the Year
- 2015 NABC National Coach of the Year
- 2015 *The Sporting News* National Coach of the Year
- 2015 Adolph Rupp National Coach of the Year
- 2015 SEC Coach of the Year (AP/Coaches)
- 2015 USBWA District IV Coach of the Year
- 2012 Nell & John Wooden Coach of the Year Leadership Award
- 2012 Naismith National Coach of the Year Finalist
- 2012 SEC Coach of the Year (AP/Coaches)
- 2010 Adolph Rupp National Coach of the Year
- 2010 Naismith National Coach of the Year Finalist
- 2010 SEC Coach of the Year (AP)
- 2010 *Sporting News* SEC Coach of the Year
- 2010 Yahoo! Sports SEC Coach of the Year
- 2010 USBWA District IV Coach of the Year
- 2009 NABC National Co-Coach of the Year
- 2009 *Sports Illustrated* National Coach of the Year
- 2009 Phelan National Coach of the Year
- 2009 Iba National Coach of the Year Finalist
- 2009 C-USA Coach of the Year
- 2008 Naismith National Coach of the Year
- 2008 C-USA Coach of the Year
- 2008 Iba National Coach of the Year Finalist
- 2008 Phelan National Coach of the Year Finalist
- 2007 Phelan National Coach of the Year Finalist
- 2007 USBWA District IV Coach of the Year
- 2007 *Basketball Times* South Region Coach of the Year
- 2006 C-USA Coach of the Year
- 2004 NABC District 7 Coach of the Year
- 1996 Naismith National Coach of the Year
- 1996 NABC National Coach of the Year
- 1996 *The Sporting News* National Coach of the Year
- 1996 Atlantic 10 Coach of the Year
- 1995 Naismith National Coach of the Year Finalist
- 1994 Naismith National Coach of the Year Finalist
- 1994 Atlantic 10 Coach of the Year
- 1993 USBWA District I Coach of the Year
- 1993 Atlantic 10 Coach of the Year
- 1992 Eastern Basketball Coach of the Year



# COACH CALIPARI

## NCAA DIVISION I ACTIVE WINNINGEST COACHES

(On-court by percentage - min. 10 yrs. at Division I level)

NO.	COACH/TEAM	YRS.	PCT.
1.	Mark Few/Gonzaga	21	.828
2.	<b>John Calipari/Kentucky</b>	<b>28</b>	<b>.781</b>
3.	Roy Williams/UNC	32	.778
4.	Mike Krzyzewski/Duke	45	.768
	Bill Self/Kansas	27	.768

\*numbers at the conclusion of the 2019-20 season

## SINCE 2005-06 ...

Since the 2005-06 season, John Calipari's on-court record ranks him as the winningest coach. Totals through games on Jan. 5.

COACH	RECORD
1. <b>John Calipari</b>	<b>471-97</b>
2. Bill Self	464-95
3. Mark Few	452-87
4. Mike Krzyzewski	441-106
5. Roy Williams	422-140

## MISCELLANEOUS ON-COURT RECORDS

Overall On-Court Record: ..... 779-223 (.777)  
 March/April Record: ..... 164-48 (.774)  
 NCAAT Record: ..... 56-19 (.747)  
 Record in Conference Games: ..... 362-107 (.772)  
 Record in Conference Tournament: ..... 57-12 (.826)

- Calipari owns the NCAA's most single-season wins with 38, tying his own record (Memphis in '08 and UK in '12) in 2015 with 38 wins. He owns the most single-season wins at UMass, Memphis and UK
- Calipari is the winningest coach in NCAA Division I history for a five-year span with 173 victories (2008-12)
- Calipari is the first coach in NCAA Division I history to record five straight on-court 30-win seasons. Memphis hit the 30-win plateau from 2006-09
- Calipari is one of only two coaches (Rick Pitino) to lead three different schools to a Final Four
- Calipari is one of only three coaches (John Wooden, Mike Krzyzewski) to go to four Final Fours in five seasons
- Calipari has advanced to the Sweet 16 in 12 of the last 14 NCAA Tournaments and the Elite Eight in 10 of the last 14
- Calipari started with a 54-0 record in Rupp Arena as head coach of the Wildcats
- Calipari has helped 41 players earn selection in the NBA Draft (31 first-round picks) over the last 11 seasons
- Calipari has more wins (327) in a 10-year period (2006-15) than any other coach in college basketball history
- Calipari is the fourth-fastest NCAA Division I men's basketball coach to reach 300 victories at a single school
- Calipari's 31 combined regular season and tournament league titles trail only Mark Few (35) of Gonzaga for the most among active coaches
- Calipari became the fourth-fastest coach to 700 on-court wins, behind Adolph Rupp, Jerry Tarkanian and Roy Williams
- Calipari has the second-most wins in school history, behind only Adolph Rupp
- Calipari's 31 NCAA Tournament wins are the most in school history. Rupp had 30

## CAL IN CONFERENCE

SEC COACHES	CONFERENCE	Tournament	Conference
	CHAMPIONSHIPS	Championships	Coach of the Year
Nate Oats, Alabama	2	3	2
Eric Musselman, Arkansas	3	1	1
Bruce Pearl, Auburn	8	3	7
Michael White, Florida	3	0	3
Tom Crean, Georgia	3	0	3
<b>John Calipari, Kentucky</b>	<b>16</b>	<b>15</b>	<b>10</b>
Will Wade, LSU	1	0	1
Cuonzo Martin, Missouri	1	0	1
Kermit Davis, Ole Miss	7	4	4
Ben Howland, Mississippi State	7	4	3
Frank Martin, South Carolina	0	0	1
Rick Barnes, Tennessee	4	1	6
Buzz Williams, Texas A&M	1	0	0
Jerry Stackhouse, Vanderbilt	0	0	0
<b>TOTALS</b>	<b>56</b>	<b>31</b>	<b>42</b>

## CALIPARI VS. ALL OPPONENTS

Abilene Christian ..... 1-0	Furman ..... 1-0	Mount St. Mary's ..... 1-0	St. Joseph's ..... 15-5
Alabama ..... 17-4	George Mason ..... 1-0	Murray State ..... 1-0	St. Mary's ..... 1-0
Albany ..... 1-0	George Washington ..... 8-9	Nevada ..... 1-0	St. Peter's ..... 1-0
Arizona ..... 1-1	Georgetown ..... 2-1	New Hampshire ..... 5-0	Stanford ..... 3-2
Arizona State ..... 2-1	Georgia ..... 19-2	New Mexico ..... 1-0	Stephen F. Austin ..... 1-0
Arkansas ..... 13-6	Georgia Tech ..... 2-2	New Orleans ..... 1-0	Stony Brook ..... 1-0
Arkansas-Little Rock ..... 3-0	Gonzaga ..... 4-0	NJIT ..... 1-0	Syracuse ..... 3-2
Arkansas-Pine Bluff ..... 1-0	Grand Canyon ..... 1-0	North Carolina ..... 7-4	TCU ..... 7-1
Arkansas State ..... 4-0	Hampton ..... 1-0	North Carolina State ..... 1-0	Temple ..... 13-11
Auburn ..... 12-4	Hartford ..... 2-0	North Dakota ..... 1-0	Tennessee ..... 17-12
Austin Peay ..... 6-1	Harvard ..... 2-0	North Texas ..... 1-0	Tennessee State ..... 1-0
Baylor ..... 1-2	Hofstra ..... 1-0	Northeastern ..... 3-1	Tennessee Tech ..... 1-0
Belmont ..... 2-0	Holy Cross ..... 4-1	Northern Kentucky ..... 2-0	Texas ..... 2-2
Boise State ..... 1-0	Houston ..... 17-3	Northwestern State ..... 1-0	Texas A&M ..... 10-3
Boston ..... 7-1	Howard ..... 1-0	Notre Dame ..... 2-2	Texas Tech ..... 1-0
Boston College ..... 2-0	Illinois ..... 1-1	Oakland ..... 1-0	Towson State ..... 1-0
Bradley ..... 1-0	Illinois State ..... 1-0	Ohio State ..... 1-3	Troy ..... 1-0
Bucknell ..... 1-0	Indiana ..... 3-2	Oklahoma ..... 5-1	Tulane ..... 16-0
Buffalo ..... 3-0	Iowa ..... 0-1	Oklahoma State ..... 0-2	Tulsa ..... 11-1
BYU ..... 1-0	Iowa State ..... 2-0	Old Dominion ..... 2-0	UAB ..... 15-3
Cal State Northridge ..... 1-0	Jackson State ..... 2-0	Ole Miss ..... 16-4	UCF ..... 5-0
Canisius ..... 1-0	Kansas ..... 4-7	Oral Roberts ..... 1-0	UCLA ..... 4-4
Central Conn. St. .... 2-0	Kansas State ..... 2-1	Oregon State ..... 1-0	UIC ..... 1-0
Charlotte ..... 2-3	Keene State ..... 1-0	Pennsylvania ..... 3-0	UNC Asheville ..... 2-0
Chattanooga ..... 2-0	Kentucky ..... 2-4	Penn State ..... 4-4	UNC Greensboro ..... 2-0
Christian Brothers ..... 2-0	La Salle ..... 3-0	Pepperdine ..... 1-0	UNC Wilmington ..... 1-0
Cincinnati ..... 6-7	Lafayette (Pa.) ..... 1-0	Pittsburgh ..... 2-1	USF ..... 10-1
Cleveland State ..... 4-0	Lamar ..... 5-0	Portland ..... 3-0	Utah ..... 2-2
Coastal Carolina ..... 1-0	LIU-Brooklyn ..... 1-0	Princeton ..... 2-0	Utah Valley ..... 2-0
Colorado ..... 1-1	Lipscomb ..... 1-0	Providence ..... 3-1	UTEP ..... 5-0
Colorado State ..... 0-1	Long Beach State ..... 1-0	Purdue ..... 2-1	UT Arlington ..... 3-0
Columbia ..... 1-0	Louisiana Tech ..... 1-1	Radford ..... 1-0	UT Martin ..... 5-0
Connecticut ..... 2-5	Louisville ..... 17-8	Rhode Island ..... 16-2	Valparaiso ..... 1-0
Coppin State ..... 1-0	Loyola ..... 1-0	Rice ..... 4-0	Vanderbilt ..... 20-4
Cornell ..... 1-0	Lowell ..... 2-1	Richmond ..... 1-1	Vermont ..... 3-0
Dartmouth ..... 1-0	LSU ..... 12-3	Rider ..... 1-0	Villanova ..... 2-0
Davidson ..... 1-0	Manhattan ..... 2-0	Robert Morris ..... 1-1	Virginia ..... 0-1
Dayton ..... 1-0	Marist ..... 2-0	Rutgers ..... 11-4	Virginia Tech ..... 3-0
DePaul ..... 4-2	Marquette ..... 3-1	Saint Louis ..... 4-3	VMI ..... 1-0
Detroit ..... 1-0	Marshall ..... 6-0	Sam Houston State ..... 1-0	Wake Forest ..... 2-1
Drexel ..... 2-0	Maryland ..... 5-3	Samford ..... 3-0	Washington ..... 1-0
Duke ..... 1-3	Massachusetts ..... 1-0	Santa Clara ..... 1-0	West Virginia ..... 13-7
Duquesne ..... 12-4	Memphis ..... 1-0	Savannah State ..... 1-0	Western Kentucky ..... 2-0
East Carolina ..... 7-0	Miami (Fla.) ..... 0-1	Seton Hall ..... 1-1	Wichita State ..... 2-0
East Tennessee State ..... 4-0	Miami (Ohio) ..... 2-0	Siena ..... 4-0	Winthrop ..... 3-0
Eastern Kentucky ..... 4-0	Michigan ..... 1-0	SMU ..... 7-0	Wisconsin ..... 1-1
Eastern Michigan ..... 2-0	Michigan State ..... 3-1	South Carolina ..... 14-4	Wofford ..... 2-0
Evansville ..... 0-1	Middle Tennessee ..... 3-0	Southern Cal ..... 2-0	Wright State ..... 1-0
Fairfield ..... 1-0	Milwaukee ..... 1-0	South Connecticut ..... 1-0	Xavier ..... 2-2
Fairleigh Dickinson ..... 1-0	Mississippi State ..... 16-0	Southeastern Louisiana ..... 3-0	Yale ..... 1-0
Florida ..... 20-8	Mississippi Valley St. .... 1-0	Southern Illinois ..... 1-0	
Florida State ..... 1-1	Missouri ..... 10-3	Southern Miss ..... 15-4	
Florida Tech ..... 0-1	Monmouth ..... 2-0	Southwest Texas St. .... 1-0	
Fordham ..... 5-0	Montana State ..... 1-0	St. Bonaventure ..... 17-1	
Fort Wayne ..... 1-0	Morehead State ..... 3-0	St. John's ..... 1-0	



# INDIVIDUAL GAME RECORDS CAL ERA

MOST POINTS			MOST REBOUNDS			MOST POINTS/REBOUNDS/ASSISTS		
Pts.	Player vs. Opponent	Date	Rebs	Player vs. Opponent	Date	P/R/A	Player vs. Opponent	Date
47	Malik Monk vs. North Carolina	12/17/16	19	Nick Richards vs. SOUTHERN ILLINOIS	11/9/18	49 (47/0/2)	Malik Monk vs. UNC	12/17/16
39	De'Aaron Fox vs. UCLA	3/24/17	19	Michael Kidd-Gilchrist vs. LOUISVILLE	12/31/11	47 (27/17/3)	Terrence Jones vs. Notre Dame	12/8/10
37	Malik Monk vs. GEORGIA	1/31/17	18	PJ Washington vs. VMI	11/18/18	46 (29/13/4)	PJ Washington vs. Seton Hall	12/8/18
35	Jamal Murray vs. FLORIDA	2/6/16	18	Bam Adebayo vs. Northern Kentucky	3/17/17	46 (39/3/4)	De'Aaron Fox vs. UCLA	3/24/17
35	Terrence Jones vs. AUBURN	1/11/11	18	Anthony Davis vs. CHATTANOOGA	12/17/11	45 (29/13/3)	Terrence Jones vs. Oklahoma	11/22/10
34	Kevin Knox at West Virginia	1/27/17	18	DeMarcus Cousins vs. LOUISVILLE	1/2/10	45 (27/18/0)	DeMarcus Cousins vs. SAM HOUSTON STATE	11/19/09
34	Malik Monk at Ole Miss	12/29/16	18	Patrick Patterson vs. RIDER	11/21/09	44 (24/19/1)	Michael Kidd-Gilchrist vs. LOUISVILLE	12/31/11
33	Malik Monk vs. FLORIDA	2/25/17	18	DeMarcus Cousins vs. SAM HOUSTON STATE	11/19/09	43 (33/9/2)	Jamal Murray at Vanderbilt	2/27/16
33	Jamal Murray at Vanderbilt	2/27/16	17	Keldon Johnson vs. AUBURN	2/23/19	43 (35/8/0)	Terrence Jones vs. AUBURN	1/11/11
33	Jamal Murray vs. Ohio State	12/19/15	17	Terrence Jones vs. Notre Dame	12/8/10	42 (33/4/5)	Malik Monk vs. FLORIDA	2/25/17
32	Doron Lamb vs. WINTHROP	12/22/10	17	Terrence Jones at Washington	12/23/10	42 (23/11/8)	Isaiah Briscoe vs. GEORGIA	1/31/17
30	Immanuel Quickley at Texas A&M	2/25/20	16	Wenyen Gabriel vs. AUBURN	1/14/17	42 (35/6/1)	Jamal Murray vs. FLORIDA	2/6/16
30	Shai Gilgeous-Alexander vs. VANDERBILT	1/30/18	16	Julius Randle vs. LSU	3/14/14			
30	Tyler Ulis vs. Texas A&M	3/13/16	16	Julius Randle vs. UNC ASHEVILLE	11/8/13			
30	Brandon Knight vs. West Virginia	3/19/11	16	Nerlens Noel vs. BAYLOR	12/1/12			
			16	Anthony Davis vs. Kansas	4/2/12			
			16	Anthony Davis vs. LITTLE ROCK	1/3/12			
SEC: 37, Malik Monk vs. GEORGIA, 1/31/17			SEC: 17, Keldon Johnson vs. AUBURN, 2/23/19			MOST POINTS WITHOUT A TURNOVER		
Postseason: 39, De'Aaron Fox vs. UCLA, 3/24/17			Postseason: 18, Bam Adebayo vs. NKU, 3/17/17			Mins. Player vs. Opponent Date		
SEC Tourney: 30, Tyler Ulis vs. Texas A&M, 3/13/16			SEC Tourney: 16, Julius Randle vs. LSU, 3/14/14			44 Reid Travis vs. Auburn 3/3/19		
NCAA Tourney: 39, De'Aaron Fox vs. UCLA, 3/24/17			NCAA Tourney: 18, Bam Adebayo vs. NKU, 3/17/17			44 Darius Miller at Arkansas 2/23/11		
Rupp Arena: 37, Malik Monk vs. GEORGIA, 1/31/17			Rupp Arena: 19, Nick Richards vs. SOUTHERN ILLINOIS, 11/9/18			41 Aaron Harrison vs. LSU 2/22/14		
On the Road: 34, Kevin Knox at West Virginia, 1/27/17			On the Road: 17, Terrence Jones at Washington, 11/23/10			40 Tyler Ulis vs. Duke 11/17/15		
Neutral: 47, Malik Monk vs. North Carolina, 12/17/16			SEC Road: 15, Bam Adebayo at Missouri, 2/21/17			40 Aaron Harrison vs. OLE MISS 1/6/15		
SEC Road: 34, Malik Monk at Ole Miss, 12/29/16			Ranked Opp.: 19, Michael Kidd-Gilchrist vs. LOUISVILLE, 12/31/11			40 Alex Poythress vs. MISSOURI 2/23/13		
Ranked Opp.: 47, Malik Monk vs. North Carolina, 12/17/16			Freshman: 19, Michael Kidd-Gilchrist vs. LOUISVILLE, 12/31/11			39 Nick Richards vs. TEXAS TECH 1/25/20		
Freshman: 47, Malik Monk vs. North Carolina, 12/17/16			Sophomore: 19, Nick Richards vs. SOUTHERN ILLINOIS, 11/9/18			39 Nerlens Noel vs. TEXAS A&M 1/12/13		
Sophomore: 30, Immanuel Quickley at Texas A&M, 2/25/20			Junior: 18, Patrick Patterson vs. RIDER, 11/21/09			39 Ryan Harrow at Louisville 12/29/12		
Junior: 27, Nick Richards vs. MISSISSIPPI STATE, 2/4/20			Senior: 14, Josh Harrellson at Arkansas, 2/23/11			39 Anthony Davis vs. ALABAMA 1/21/12		
Senior: 25, Alex Poythress at Alabama, 1/19/16			SEC Opener: 13, Lance Ware at Mississippi State, 1/2/21			39 Michael Kidd-Gilchrist vs. LOUISVILLE 12/31/11		
Opener: 26, Tyrese Maxey vs. Michigan State, 11/5/19			SEC Opener: 13, Lance Ware at Mississippi State, 1/2/21			MOST BLOCKED SHOTS		
SEC Opener: 34, Malik Monk at Ole Miss, 12/29/16			SEC Opener: 13, Lance Ware at Mississippi State, 1/2/21			Blks. Player vs. Opponent Date		
**In some cases, the most recent occurrence is listed			SEC Opener: 13, Lance Ware at Mississippi State, 1/2/21			12 Nerlens Noel at Ole Miss 1/29/13		
						9 Willie Cauley-Stein vs. BOISE STATE 12/10/13		
						9 Willie Cauley-Stein vs. Providence 12/1/13		
						8 Isaiah Jackson vs. Kansas 12/1/20		
						8 Nerlens Noel at Alabama 1/22/13		
						8 Anthony Davis at South Carolina 2/4/12		
						8 Anthony Davis vs. ST. JOHN'S 12/1/11		
						7 Nick Richards vs. LAMAR 11/24/19		
						7 Karl-Anthony Towns vs. VANDERBILT 1/20/15		
						7 Willie Cauley-Stein vs. EAST MICHIGAN 11/27/13		
						7 Willie Cauley-Stein vs. MISSOURI 2/23/13		
						7 Nerlens Noel at Auburn 1/19/13		
						7 Nerlens Noel vs. TEXAS A&M 1/12/13		
						7 Nerlens Noel vs. LIPSCOMB 12/15/12		
						7 Nerlens Noel vs. PORTLAND 12/8/12		
						7 Anthony Davis vs. Western Kentucky 3/15/12		
						7 Anthony Davis at Vanderbilt 2/11/12		
						7 Anthony Davis vs. TENNESSEE 1/31/12		
						7 Anthony Davis vs. ARKANSAS 1/17/12		
						7 Anthony Davis vs. SOUTH CAROLINA 1/7/12		
						7 Anthony Davis vs. Kansas 11/15/11		
						SEC: 12, Nerlens Noel at Ole Miss, 1/29/13		
						Postseason: 7, A. Davis vs. Western Kentucky, 3/15/12		
						SEC Tourney: 6, Anthony Davis vs. LSU, 3/11/12		
						NCAA Tourney: 7, A. Davis vs. Western Kentucky, 3/15/12		
						Rupp Arena: 9, Willie Cauley-Stein vs. BOISE STATE, 12/10/13		
						On the Road: 12, Nerlens Noel at Ole Miss, 1/29/13		
						SEC Road: 12, Nerlens Noel at Ole Miss, 1/29/13		
						Ranked Opp.: 12, Nerlens Noel at Ole Miss, 1/29/13		
						Freshman: 12, Nerlens Noel at Ole Miss, 1/29/13		
						Sophomore: 9, Willie Cauley-Stein vs. BOISE STATE, 12/10/13		
						Junior: 7, Nick Richards vs. LAMAR, 11/24/19		
						Senior: 6, Josh Harrellson vs. PENN, 1/3/11		
						Opener: 5, Anthony Davis vs. MARIST, 11/11/11		
						SEC Opener: 7, Anthony Davis vs. SOUTH CAROLINA, 1/7/12		
						**In some cases, the most recent occurrence is listed		
						MOST STEALS		
						Stls. Player vs. Opponent Date		
						8 Ashton Hagans vs. North Carolina 12/22/18		
						6 Tyler Ulis vs. OLE MISS 1/2/16		
						6 Willie Cauley-Stein vs. GEORGIA 1/25/14		
						6 Nerlens Noel vs. BAYLOR 12/12/12		
						6 John Wall vs. UConn 12/9/09		
						6 John Wall vs. UNC Asheville 11/30/09		
						5 Ashton Hagans vs. TEXAS A&M 1/8/19		
						5 Tyler Herro vs. MONMOUTH 11/28/18		
						5 Tyler Herro vs. NORTH DAKOTA 11/14/18		
						5 Shai Gilgeous-Alexander vs. Davidson 3/15/18		
						5 Malik Monk vs. UCLA 12/3/16		
						5 Aaron Harrison vs. ARKANSAS 2/28/15		
						5 Willie Cauley-Stein vs. Texas 12/5/14		
						5 DeAndre Liggins vs. TENNESSEE 2/8/11		
						5 Darius Miller at Portland 11/19/10		
						SEC: 6, Tyler Ulis vs. OLE MISS, 1/2/16		
						Postseason: 5, Shai Gilgeous-Alexander vs. Davidson, 3/15/18		
						SEC Tourney: 5, John Wall vs. Mississippi State, 3/14/10		
						NCAA Tourney: 5, Shai Gilgeous-Alexander vs. Davidson, 3/15/18		
						Rupp Arena: 6, Tyler Ulis vs. OLE MISS, 1/2/16		
						On the Road: 5, Darius Miller at Portland, 11/19/10		
						SEC Road: 4, Ashton Hagans at Georgia, 1/7/20		
						Ranked Opp.: 8, Ashton Hagans vs. North Carolina, 12/22/18		
						Freshman: 8, Ashton Hagans vs. North Carolina, 12/22/18		
						Sophomore: 6, Tyler Ulis vs. OLE MISS, 1/2/16		
						Junior: 5, Willie Cauley-Stein vs. TEXAS, 12/5/14		
						Senior: 4, Dominique Hawkins vs. Arkansas, 3/12/17		
						Opener: 4, Knox/Gilgeous-Alexander vs. UTAH VALLEY, 11/10/17		
						SEC Opener: 6, Tyler Ulis vs. OLE MISS, 1/2/16		
						**In some cases, the most recent occurrence is listed		



# TEAM GAME RECORDS CAL ERA

## MOST FIELD GOALS

FGs.	Opponent	Date
46	MARIST	11/11/11
44	vs. Arizona State	11/28/16
44	AUBURN	2/21/15
42	UIC	11/26/17
42	LIU BROOKLYN	11/23/12
41	UT MARTIN	11/25/16
41	HARTFORD	12/29/09
40	vs. North Carolina	12/17/16
40	LAFAYETTE	11/16/12
38	CLEVELAND STATE	11/23/16
38	LSU	3/5/16
38	vs. Wake Forest	3/20/10

## FEWEST FIELD GOALS

FGs.	Opponent	Date
14	at Tennessee	3/2/19
14	at South Carolina	3/1/14
16	vs. Kansas State	3/22/18
16	ALABAMA	3/4/14
17	GEORGIA	12/31/17
17	LOUISVILLE	12/31/11
17	at Auburn	2/12/14
18	vs. LSU	3/9/12
18	vs. Vanderbilt	3/15/13
18	vs. Florida	3/16/14
18	vs. UConn	4/7/14
18	at Texas A&M	1/10/15
18	at South Carolina	1/24/15

## MOST FIELD-GOAL ATTEMPTS

FGs.	Opponent	Date
84	vs. Arizona State	11/28/16
80	UCLA	12/3/16
77	at Mississippi State	1/2/21
77	ARKANSAS	1/23/10
76	ARKANSAS	2/27/14
75	MARIST	11/11/11
74	at Ole Miss	12/29/16
74	vs. North Carolina	12/17/16
74	UT MARTIN	11/25/16

## FEWEST FIELD-GOAL ATTEMPTS

FGs.	Opponent	Date
39	at South Carolina	1/24/15
40	at Robert Morris	3/19/13
41	ALABAMA	1/31/15
41	TENNESSEE	1/31/12
42	ARKANSAS	2/26/19
42	at Missouri	2/19/19
42	vs. Kansas State	3/22/18
42	vs. Alabama	3/10/18
42	FLORIDA	2/15/14
42	vs. Providence	12/1/13
42	vs. LSU	3/9/12
42	vs. Cleveland State	11/24/09

## MOST FREE THROWS

FTs.	Opponent	Date
35	vs. Indiana	3/23/12
33	at South Carolina	3/1/14
32	LOUISVILLE	12/31/11
31	MISSISSIPPI STATE	2/4/20
31	UTAH VALLEY	11/18/19
31	MOREHEAD STATE	11/21/12
31	INDIANA	12/11/10
30	vs. Auburn	3/14/15
30	UNC ASHEVILLE	11/8/13
30	vs. Baylor	3/25/12

## FEWEST FREE THROWS

FTs.	Opponent	Date
3	at Mississippi State	1/2/21
3	East Tennessee State	11/17/17
4	NOTRE DAME	12/12/20
4	vs. UConn	4/2/11
4	VANDERBILT	1/23/16

5	vs. Georgia	3/9/18
6	vs. Michigan	3/30/14
6	at Florida	2/12/13
6	at Alabama	1/22/13
6	vs. Princeton	3/17/11

## MOST FREE-THROW ATTEMPTS

FTs.	Opponent	Date
48	UNC ASHEVILLE	11/8/13
46	ILLINOIS STATE	11/30/15
44	vs. Baylor	3/25/12
44	INDIANA	12/11/10
43	at North Carolina	12/14/13
43	LOUISVILLE	12/31/11
42	at South Carolina	3/1/14
41	vs. TENNESSEE STATE	11/23/18
41	vs. LSU	3/14/14
41	MOREHEAD STATE	11/21/12

## FEWEST FREE-THROW ATTEMPTS

FTs.	Opponent	Date
6	NOTRE DAME	12/12/20
6	VANDERBILT	1/23/16
8	at Mississippi State	1/2/21
10	FLORIDA	2/22/20
10	vs. Georgia	3/9/18
10	vs. Wisconsin	4/4/15

## MOST 3-POINTERS

3s.	Opponent	Date
15	GEORGIA	3/1/12
15	vs. ETSU	3/18/10
14	HARTFORD	12/29/09
13	TEXAS A&M	1/3/17
13	vs. Alabama	3/11/16
13	ETSU	11/12/10
12	UTAH	12/15/18
12	FLORIDA	2/6/16
12	vs. UCLA	12/20/14
12	CHATTANOOGA	12/17/11
12	vs. North Carolina	3/27/11
12	WINTHROP	12/22/10
12	VANDERBILT	1/30/10

## FEWEST 3-POINTERS

3s.	Opponent	Date
0	RICHMOND	11/29/20
0	vs. Davidson	3/15/18
1	MISSISSIPPI STATE	2/4/20
1	GEORGIA	1/21/20
1	UTAH VALLEY	11/18/19
1	at South Carolina	1/16/18
1	at Vanderbilt	1/10/17
1	Texas	12/5/14
1	LSU	2/22/14
1	vs. LSU	3/9/12
1	Tennessee	1/31/12
1	vs. Alabama	3/12/10

## MOST 3-POINT ATTEMPTS

3s.	Opponent	Date
33	CHATTANOOGA	12/17/11
33	vs. ETSU	3/18/10
33	ARKANSAS	1/23/10
32	vs. West Virginia	3/27/10
28	vs. Arizona State	11/28/16
28	at Texas A&M	1/10/15
28	ALABAMA	3/4/14
28	vs. Vanderbilt	3/11/12
28	HARTFORD	12/29/09
27	GEORGIA	3/1/12
27	vs. UConn	4/2/11

## FEWEST 3-POINT ATTEMPTS

3s.	Opponent	Date
5	vs. Wisconsin	4/4/15
5	vs. Wisconsin	4/5/14
5	at Tennessee	1/14/12
6	vs. Davidson	3/15/18

6	FLORIDA	3/7/15
6	Vanderbilt	1/20/15
7	FLORIDA	3/10/19
7	at Missouri	1/29/15
7	PROVIDENCE	11/30/14
7	vs. Louisville	3/31/12
7	at Indiana	12/10/11

## MOST REBOUNDS

Rebs.	Opponent	Date
59	vs. Arizona State	11/28/16
59	ARKANSAS	1/23/10
57	LOUISVILLE	12/31/11
56	ROBERT MORRIS	11/17/13
54	RICHMOND	11/29/20
54	EASTERN KENTUCKY	11/8/19
54	NJIT	11/14/15

## FEWEST REBOUNDS

Rebs.	Opponent	Date
21	ALABAMA	1/31/15
21	at Tennessee	2/16/13
22	vs. Wisconsin	4/4/15
23	UTAH	12/15/18
24	GEORGIA	2/3/15
24	NORTH CAROLINA	12/13/14
24	TENNESSEE	1/18/14
25	vs. Ohio State	12/21/19
25	vs. Baylor	12/6/13
25	at Robert Morris	3/19/13

## MOST OFFENSIVE REBOUNDS

Rebs.	Opponent	Date
26	ARKANSAS	2/27/14
24	GRAND CANYON	11/14/14
24	vs. West Virginia	3/27/10
22	NJIT	11/14/15
22	at Auburn	2/2/14
22	ARKANSAS	1/23/10
21	RICHMOND	11/29/20
21	SOUTH CAROLINA	2/5/19
21	at West Virginia	1/27/18
21	VALPARAISO	12/7/16
21	COLUMBIA	12/10/14
21	at South Carolina	3/1/14
21	BAYLOR	12/1/12
21	at Indiana	12/12/09

## FEWEST OFFENSIVE REBOUNDS

Rebs.	Opponent	Date
1	vs. Alabama	3/10/18
3	at South Carolina	1/24/14
4	at Ole Miss	3/5/19
5	VANDERBILT	1/5/21
5	vs. Michigan State	11/5/19
5	GEORGIA	2/3/15
5	ALABAMA	1/31/15
5	MISSISSIPPI STATE	2/15/11
5	GEORGIA	1/29/11

## MOST DEFENSIVE REBOUNDS

Rebs.	Opponent	Date
42	EASTERN KENTUCKY	11/8/19
39	vs. Arizona State	11/28/16
39	ROBERT MORRIS	11/17/13
39	EASTERN MICHIGAN	1/2/13
38	TROY	11/20/17
38	vs. Hampton	3/19/15
38	EASTERN KENTUCKY	12/7/14
38	vs. Cleveland State	11/24/09
37	at Texas A&M	1/10/15
37	LOUISVILLE	12/31/11
37	ARKANSAS	1/23/10

## FEWEST DEFENSIVE REBOUNDS

Rebs.	Opponent	Date
9	at Tennessee	2/16/13
13	NORTH CAROLINA	12/13/14
15	vs. Baylor	12/6/13

15	at Alabama	1/18/11
16	at Florida	3/7/20
16	TENNESSEE	3/3/20
16	vs. Ohio State	12/21/19
16	UTAH	12/15/18
16	vs. Wisconsin	4/4/15
16	ALABAMA	1/31/15
16	TEXAS A&M	1/12/13
16	at Auburn	1/11/12
16	vs. UConn	11/24/10

## MOST ASSISTS

Assts.	Opponent	Date
33	vs. Arizona State	11/28/16
30	HARTFORD	12/29/09
28	LIU BROOKLYN	11/23/12
28	vs. UNC Asheville	11/30/09
25	CLEVELAND STATE	11/23/16
25	AUBURN	2/21/15
25	vs. UCLA	12/20/14
24	vs. North Carolina	12/22/18
24	at Ole Miss	12/29/16
24	UT MARTIN	11/25/16
24	BOSTON	11/21/14
24	MARIST	11/11/11
24	vs. ETSU	3/18/10

## FEWEST ASSISTS

Assts.	Opponent	Date
5	RICHMOND	11/29/20
5	LSU	2/22/14
6	at Louisville	12/26/20
6	EVANSVILLE	11/12/19
6	vs. Kansas State	3/22/18
6	at Florida	3/3/18
6	VANDERBILT	3/1/11

## MOST TURNOVERS

TOs.	Opponent	Date
24	MOREHEAD STATE	11/13/09
23	SAM HOUSTON STATE	11/19/09
22	ETSU	11/17/17
21	vs. Georgia Tech	12/6/20
21	RICHMOND	11/29/20
21	LOUISVILLE	12/31/11
21	vs. Old Dominion	11/20/11
21	NORTH CAROLINA	12/5/09
20	at Texas Tech	1/25/20
20	EASTERN MICHIGAN	11/27/13
20	ALBANY	11/13/15
20	vs. Cleveland State	11/24/09

## FEWEST TURNOVERS

TOs.	Opponent	Date
2	VANDERBILT	1/5/21
3	at Georgia	3/3/15
3	at South Carolina	2/4/12
4	ALABAMA	2/23/16
4	COLUMBIA	12/10/14
4	vs. Wisconsin	4/5/14
4	PORTLAND	11/26/11
5	vs. Georgia	3/9/18
5	vs. Georgia	3/12/16
5	at Vanderbilt	2/27/16
5	ALABAMA	1/31/15

## MOST BLOCKS

Blks.	Opponent	Date
18	ST. JOHN'S	12/1/11
15	vs. Stony Brook	3/17/16
14	at Georgia	3/3/10
13	vs. LAMAR	11/24/19
13	vs. UCLA	12/20/14
13	at Ole Miss	1/29/13
13	ARKANSAS	1/17/12
13	vs. Kansas	11/15/11
13	MARIST	11/11/11



# TEAM GAME RECORDS CAL ERA

## FEWEST BLOCKS

Blks.	Opponent	Date
0	at Florida	3/7/20
1	vs. Georgia Tech	12/6/20
1	vs. Wofford	3/23/19
1	vs. Abilene Christian	3/21/19
1	LSU	2/12/19
1	SOUTH CAROLINA	2/5/19
1	at Alabama	1/5/19
1	vs. Georgia	3/9/18
1	at Vanderbilt	1/10/17
1	vs. Alabama	3/11/16
1	at LSU	1/5/16
1	WRIGHT STATE	11/20/15
1	ALABAMA	1/31/15
1	at Missouri	1/29/15
1	vs. Wisconsin	4/5/14
1	at Florida	3/8/14

## MOST STEALS

Stls.	Opponent	Date
15	LAFAYETTE	11/16/12
13	OLE MISS	1/2/16
13	vs. UConn	12/9/09
12	vs. North Carolina	12/22/18
12	NORTH DAKOTA	11/14/18
12	STEPHEN F. AUSTIN	11/11/16
12	BOSTON	11/24/15
12	NORTH CAROLINA	12/13/14
12	PROVIDENCE	11/30/14
12	LIPSCOMB	12/15/12
12	PORTLAND	11/26/11
12	vs. Cornell	3/25/10
12	GEORGIA	1/9/10
12	vs. UNC Asheville	11/30/09

## FEWEST STEALS

Stls.	Opponent	Date
0	at Auburn	2/1/20
0	vs. Baylor	12/6/13
1	vs. Duke	11/7/18
1	at West Virginia	1/27/18
1	vs. Michigan State	11/12/13
1	at Robert Morris	3/19/13
1	vs. West Virginia	3/19/11
1	FLORIDA	2/26/11

## MOST PERSONAL FOULS

Fls.	Opponent	Date
33	at Kansas	1/30/16
32	at South Carolina	1/16/18
31	at Arkansas	1/14/14
31	at North Carolina	12/14/13
30	vs. North Carolina	12/19/20
29	at Auburn	2/1/20
29	at Missouri	2/3/18
29	at South Carolina	3/1/14
28	VANDERBILT	1/30/10

## FEWEST PERSONAL FOULS

Fls.	Opponent	Date
7	HARTFORD	12/29/09
8	MONTANA STATE	11/23/14
8	LAFAYETTE	11/16/12
8	vs. Florida	3/10/12
8	vs. Princeton	3/17/11
8	WINTHROP	12/22/10
8	DREXEL	12/21/09
8	vs. UNC Asheville	11/30/09

## HIGHEST FIELD-GOAL %

Pct.	Opponent	Date
.677	LIU BROOKLYN	11/23/12
.667	UIC	11/26/17
.647	AUBURN	2/21/15
.645	LAFAYETTE	11/16/12
.643	vs. Alabama	3/10/18
.643	vs. Providence	12/1/13

.614	SOUTH CAROLINA	2/5/13
.613	MARIST	11/11/11
.603	vs. Wake Forest	3/20/10
.603	HARTFORD	12/29/09

## LOWEST FIELD-GOAL %

Pct.	Opponent	Date
.269	at South Carolina	3/1/14
.281	at Texas A&M	1/10/15
.296	BAYLOR	12/1/12
.298	LOUISVILLE	12/31/11
.309	at Auburn	2/12/14
.313	at Missouri	2/3/18
.318	at Tennessee	3/2/19
.315	GEORGIA	12/31/17
.327	ALABAMA	3/4/14
.339	vs. UConn	4/2/11

## HIGHEST FREE-THROW %

Pct.	Opponent	Date
1.000	FLORIDA	2/22/20
1.000	FLORIDA	2/7/12
1.000	AUSTIN PEAY	12/19/09
.958	TENNESSEE	1/18/14
.955	at Florida	2/7/15
.946	vs. Indiana	3/23/12
.923	at Florida	1/9/21
.923	at Mississippi State	2/25/15
.913	TEXAS A&M	1/8/19
.912	UTAH VALLEY	11/18/19

min 10 attempts

## LOWEST FREE-THROW %

Pct.	Opponent	Date
.200	ETSU	11/17/17
.333	vs. UConn	4/2/11
.391	ETSU	11/12/10
.412	vs. Wake Forest	3/20/10
.435	at Vanderbilt	2/27/16
.471	at Texas A&M	2/10/18
.471	PROVIDENCE	11/30/14
.478	at Louisville	12/29/12

min 10 attempts

## HIGHEST 3-POINT %

Pct.	Opponent	Date
.700	at Florida	3/1/16
.692	DREXEL	12/21/09
.667	vs. Alabama	3/10/18
.667	AUSTIN PEAY	12/19/09
.636	vs. Michigan	3/30/14
.625	MISSOURI	2/24/18
.625	BOSTON	11/30/10
.615	at Florida	3/7/20
.600	ALABAMA	1/11/20
.600	FLORIDA	2/6/16
.600	FLORIDA	2/7/12

min 10 attempts

## LOWEST 3-POINT %

Pct.	Opponent	Date
.000	RICHMOND	11/29/20
.000	vs. Davidson	3/15/18
.077	vs. Alabama	3/12/10
.083	UTAH VALLEY	11/18/19
.083	TEXAS	12/5/14
.091	OLE MISS	2/15/20
.091	at South Carolina	1/16/18
.091	at Tennessee	2/27/10
.100	MISSISSIPPI STATE	2/4/20
.100	at Missouri	2/3/18
.100	TENNESSEE	1/31/12

min 10 attempts

## HIGHEST REBOUND MARGIN

Margin	Opponent	Date
+31	NIJT	11/14/15
+30	NORTH DAKOTA	11/14/18
+30	GRAND CANYON	11/14/14

+29	EASTERN KENTUCKY	11/8/19
+29	SOUTHERN ILLINOIS	11/9/18
+28	NORTHERN KENTUCKY	11/10/13
+27	vs. Abilene Christian	3/21/19
+27	vs. Little Rock	1/3/12
+26	vs. Arizona State	11/28/16
+26	LOUISVILLE	12/31/11

## LOWEST REBOUND MARGIN

Margin	Opponent	Date
-25	at Florida	2/4/17
-18	at Tennessee	2/16/13
-16	vs. Baylor	12/6/13
-16	vs. Maryland	11/9/12
-15	TENNESSEE	1/18/14
-14	at Auburn	2/1/20
-14	at LSU	1/5/16
-13	VANDERBILT	1/5/21
-12	at LSU	2/18/20
-12	vs. Wisconsin	4/4/15
-12	GEORGIA	2/3/15
-12	at South Carolina	1/24/14
-12	vs. Alabama	3/12/10

## VICTORY MARGINS

Margin (Score)	Opponent	Date
+58 (86-28)	MONTANA STATE	11/13/14
+52 (101-49)	LAFAYETTE	11/16/12
+50 (108-58)	MARIST	11/11/11
+49 (86-37)	MISSOURI	1/13/15
+48 (92-44)	UT ARLINGTON	11/25/14
+48 (88-40)	RADFORD	11/23/11
+46 (90-44)	MONMOUTH	11/28/18
+46 (115-69)	vs. Arizona State	11/28/16
+44 (88-44)	DREXEL	12/21/09
+43 (104-61)	HARTFORD	12/29/09

## VICTORY MARGIN IN RUPP ARENA

Margin (Score)	Opponent	Date
+58 (86-28)	MONTANA STATE	11/13/14
+52 (101-49)	LAFAYETTE	11/16/12
+50 (108-58)	MARIST	11/11/11
+49 (86-37)	MISSOURI	1/13/15
+48 (92-44)	UT ARLINGTON	11/25/14
+48 (88-40)	RADFORD	11/23/11
+46 (90-44)	MONMOUTH	11/28/18
+44 (88-44)	DREXEL	12/21/09
+43 (104-61)	HARTFORD	12/29/09
+42 (91-49)	EASTERN KENTUCKY	11/8/19
+42 (100-58)	TEXAS A&M	1/3/17

## VICTORY MARGIN IN SEC PLAY

Margin (Score)	Opponent	Date
+49 (86-37)	MISSOURI	1/13/15
+42 (100-58)	TEXAS A&M	1/3/17
+38 (82-44)	LSU	1/15/11
+35 (87-52)	at Vanderbilt	1/29/19
+35 (110-75)	AUBURN	2/21/15
+34 (82-48)	GEORGIA	2/9/16
+34 (88-54)	MISSOURI	1/27/16
+34 (77-43)	SOUTH CAROLINA	2/14/15
+34 (86-52)	at South Carolina	2/4/12
+31 (90-59)	SOUTH CAROLINA	2/19/11
+31 (101-70)	ARKANSAS	1/23/10

## VICTORY MARGIN ON THE ROAD

Margin (Score)	Opponent	Date
+35 (87-52)	at Vanderbilt	1/29/19
+34 (86-52)	at South Carolina	2/4/12
+31 (79-48)	at Portland	11/19/10
+27 (89-62)	at South Carolina	2/13/16
+26 (81-55)	at LSU	2/6/10
+24 (74-50)	at LSU	1/28/12
+23 (99-76)	at Ole Miss	12/29/16
+22 (70-48)	at Alabama	1/17/15
+22 (75-53)	at Auburn	1/19/13
+20 (69-49)	at Georgia	1/15/19

## VICTORY MARGIN AT A NEUTRAL SITE

Margin (Score)	Opponent	Date
+46 (115-69)	vs. Arizona State	11/28/16
+39 (78-39)	vs. West Virginia	3/26/15
+39 (83-44)	vs. UCLA	12/20/14
+38 (85-47)	vs. Penn State	11/19/11
+35 (79-44)	vs. Abilene Christian	3/21/19
+32 (72-40)	vs. Kansas	11/18/14
+30 (90-60)	vs. Wake Forest	3/20/10
+29 (100-71)	vs. ETSU	3/18/10
+29 (74-45)	vs. Tennessee	3/13/10
+28 (85-57)	vs. Stony Brook	3/17/16
+26 (85-59)	vs. Alabama	3/11/16

## VICTORY MARGIN ON THE ROAD IN THE SEC

Margin (Score)	Opponent	Date
+35 (87-52)	at Vanderbilt	1/29/19
+34 (86-52)	at South Carolina	2/4/12
+27 (89-62)	at South Carolina	2/13/16
+26 (81-55)	at LSU	2/6/10
+24 (74-50)	at LSU	1/28/12
+23 (99-76)	at Ole Miss	12/29/16
+22 (70-48)	at Alabama	1/17/15
+22 (75-53)	at Auburn	1/19/13
+20 (69-49)	at Georgia	1/15/19
+18 (76-58)	at Florida	1/9/21
+18 (74-56)	at Mississippi State	2/25/15
+18 (66-48)	at Tennessee	2/17/15

## VICTORY MARGIN IN THE SEC TOURNAMENT


Margin (Score)	Opponent	Date
+29 (74-45)	vs. Tennessee	3/13/10
+26 (85-59)	vs. Alabama	3/11/16
+24 (91-67)	vs. Auburn	3/14/15
+23 (86-63)	vs. Alabama	3/10/18
+18 (73-55)	vs. Alabama	3/15/19
+18 (85-67)	vs. LSU	3/14/14
+17 (82-65)	vs. Arkansas	3/12/17
+16 (70-54)	vs. Florida	3/13/11
+15 (78-63)	vs. Arkansas	3/15/15
+15 (64-49)	vs. Florida	3/13/15

## VICTORY MARGIN IN THE NCAA TOURNAMENT

Margin (Score)	Opponent	Date
+39 (78-39)	vs. West Virginia	3/26/15
+35 (79-44)	vs. Abilene Christian	3/21/19
+30 (90-60)	vs. Wake Forest	3/20/10
+29 (100-71)	vs. ETSU	3/18/10
+28 (85-57)	vs. Stony Brook	3/17/16
+23 (79-56)	vs. Hampton	3/19/15
+20 (95-75)	vs. Buffalo	3/17/18
+17 (62-45)	vs. Cornell	3/25/10
+16 (87-71)	vs. Iowa State	3/17/12
+15 (81-66)	vs. Western Kentucky	3/15/12
+13 (64-51)	vs. Cincinnati	3/21/15



# KENTUCKY X NBA



**BAM ADEBAYO**  
**MIAMI HEAT**  
 DRAFTED: 2017 / Rd 1, Pk 14 (Miami)  
**2020-21 NBA STATS**

PPG	RPG	BPG	APG
17.4	9.0	1.0	5.0

**CAREER**

PPG	RPG	APG
10.8	7.7	3.0

**NBA NOTES** Led his team to the NBA Finals in 2020 as one of the breakout stars of the season




**ERIC BLEDSOE**  
**NEW ORLEANS PELICANS**  
 DRAFTED: 2010 / Rd 1, Pk 18 (OKC)  
**2020-21 NBA STATS**

PPG	APG	RPG	SPG
11.8	4.3	3.2	1.1

**CAREER**

PPG	APG	SPG
14.1	4.8	1.4

**NBA NOTES** Scored season-high 19 points and had 10 assists against Toronto on Jan. 2




**DEVIN BOOKER**  
**PHOENIX SUNS**  
 DRAFTED: 2015 / Rd 1, Pk 13 (Phoenix)  
**2020-21 NBA STATS**

PPG	RPG	APG	FG%
22.0	3.3	4.7	48.1

**CAREER**

PPG	APG	FG%
22.5	4.7	44.9

**NBA NOTES** Made first All-Star Game last season; led his team to a perfect record in the NBA restart



**DEMARCUS COUSINS**  
**HOUSTON ROCKETS**  
 DRAFTED: 2010 / Rd 1, Pk 5 (Sacramento)  
**2020-21 NBA STATS**

PPG	RPG	APG	BLK
5.8	5.5	1.3	1.3

**CAREER**

PPG	RPG	BPG
21.1	10.8	1.2

**NBA NOTES** Made his first start since June 13 of the 2018-19 season on Jan. 3



**DE'AARON FOX**  
**SACRAMENTO KINGS**  
 DRAFTED: 2017 / Rd 1, Pk 5 (Sacramento)  
**2020-21 NBA STATS**

PPG	RPG	APG	SPG
18.0	2.5	5.0	1.5

**CAREER**

PPG	RPG	APG
16.3	3.4	6.1

**NBA NOTES** Signed a five-year, \$163 million max contract extension in the offseason



**ASHTON HAGANS**  
**MINNESOTA TIMBERWOLVES**  
 2020 / Undrafted, Signed by Minnesota  
**2020-21 NBA STATS**

PPG	RPG	APG	FG%
--	--	--	--

**CAREER**

PPG	RPG	APG
--	--	--

**NBA NOTES** Signed a two-way deal with the Minnesota Timberwolves

**31** Players on a 2020-21 NBA opening-day roster, five more than the next-closest school (Duke)


**52** Total players have earned selection in the NBA Draft during John Calipari's career at Kentucky, Memphis and UMass

**41** Players during Calipari's 11 seasons at UK have been selected in the NBA Draft, the most of any coach in that time period

**31** First-round selections during Calipari's tenure at Kentucky, including 21 lottery selections

**3** Wildcats have been selected No. 1 overall in the Calipari era at UK (John Wall, Anthony Davis and Karl-Anthony Towns)

**3** Billion dollars Calipari's all-time players have earned in NBA contracts alone, including nearly \$2.6 billion at Kentucky




**WILLIE CAULEY-STEIN**  
**DALLAS MAVERICKS**  
 DRAFTED: 2015 / Rd 1, Pk 6 (Sacramento)  
**2020-21 NBA STATS**

PPG	RPG	BPG	FG%
5.6	4.7	0.4	60.0

**CAREER**

PPG	RPG	FG%
9.5	6.2	54.0

**NBA NOTES** Posted 15 points and seven rebounds in 24 minutes on Jan. 4 vs. the Rockets




**ANTHONY DAVIS**  
**LOS ANGELES LAKERS**  
 DRAFTED: 2012 / Rd 1, Pk 1 (New Orleans)  
**2020-21 NBA STATS**

PPG	RPG	APG	PER
22.9	8.6	3.2	25.20

**CAREER**

PPG	RPG	BPG
24.0	10.4	2.4

**NBA NOTES** Won his first NBA title in 2020 and averaged 27.7 points, 9.7 boards in the postseason




**HAMIDOU DIALLO**  
**OKLAHOMA CITY THUNDER**  
 DRAFTED: 2018 / Rd 2, Pk 45 (Brooklyn)  
**2020-21 NBA STATS**

PPG	RPG	APG	FG%
12.1	5.2	1.8	55.8

**CAREER**

PPG	RPG	FG%
5.8	2.9	46.5

**NBA NOTES** Posted his first career back-to-back 20 point games on Jan. 8 (23 pts) and Jan. 10 (25 pts)




**WENYEN GABRIEL**  
**NEW ORLEANS PELICANS**  
 2018 / Undrafted, Signed by Sacramento  
**2020-21 NBA STATS**

PPG	RPG	FG%	MPG
--	--	--	--

**CAREER**

PPG	RPG	MPG
2.1	1.7	7.8

**NBA NOTES** Signed a one-year free-agent deal with New Orleans with a second-season team option




**SHAI GILGEOUS-ALEXANDER**  
**OKLAHOMA CITY THUNDER**  
 DRAFTED: 2018 / Rd 1, Pk 11 (Charlotte)  
**2020-21 NBA STATS**

PPG	RPG	APG	SPG
21.0	5.3	6.8	1.1

**CAREER**

PPG	RPG	APG
15.0	4.3	3.5

**NBA NOTES** In an NBA GM survey, tied for first as the most likely player to have a breakout season



**TYLER HERRO**  
**MIAMI HEAT**  
 DRAFTED: 2019 / Rd 1, Pk 13 (Miami)  
**2020-21 NBA STATS**

PPG	RPG	APG	FG%
15.6	6.8	3.9	47.5

**CAREER**

PPG	RPG	APG
13.8	4.4	2.4

**NBA NOTES** Youngest player to start in NBA Finals; youngest to score 30 or more in conference finals



**KELDON JOHNSON**  
**SAN ANTONIO SPURS**  
 DRAFTED: 2019 / Rd 1, Pk 29 (San Antonio)  
**2020-21 NBA STATS**

PPG	RPG	APG	SPG
13.1	7.4	2.5	1.2

**CAREER**

PPG	RPG	APG
10.6	4.9	1.5

**NBA NOTES** Back-to-back games of 22 points or more to start January

## 2020-21 STAT LEADERS

Stats are through games on Jan. 10. Top 20 is the cutoff.

**Rebounds Per Game**

1. Andre Drummond (Cavaliers) - 15.2
5. Julius Randle (Knicks) - 11.8
15. Enes Kanter (Trail Blazers) - 9.7
18. Bam Adebayo (Heat) - 9.0

**Assists Per Game**

1. Russell Westbrook (Wizards) - 11.3
10. Julius Randle (Knicks) - 7.1
13. Shai Gilgeous-Alexander (Thunder) - 6.8

**Steals Per Game**

1. Larry Nance Jr. (Cavaliers) - 2.6
- 11.5. De'Aaron Fox (Kings) - 1.5

**Field-Goal Percentage**

1. Jarrett Allen (Nets) - .695
4. Enes Kanter (Trail Blazers) - .656
7. Bam Adebayo (Heat) - .642
15. Hamidou Diallo (Thunder) - .558
118. Anthony Davis (Lakers) - .547

**Free-Throw Percentage**

1. Two tied - 1.000
76. Karl-Anthony Towns (Timberwolves) - .941

**Minutes Per Game**

1. RJ Barrett (Knicks) - 38.2
2. Julius Randle (Knicks) - 37.8
12. Devin Booker (Suns) - 35.7
15. Jamal Murray (Nuggets) - 35.1

**Double-Doubles**

1. Two tied - 10
14. Julius Randle (Knicks) - 8
14. Enes Kanter (Trail Blazers) - 4
14. Bam Adebayo (Heat) - 4
14. Anthony Davis (Lakers) - 4

**Triple-Doubles**


1. Two tied - 4
14. Julius Randle (Knicks) - 1

**Player Efficiency Rating**

1. Nikola Jokic (Nuggets) - 30.23
7. Enes Kanter (Trail Blazers) - 26.33
11. Anthony Davis (Lakers) - 25.20



# KENTUCKY X NBA



**ENES KANTER**  
**PORTLAND TRAIL BLAZERS**  
 DRAFT: 2011 / Rd 1, Pk 3 (Utah)  
**2020-21 NBA STATS**

PPG	RPG	APG	FG%
10.9	9.7	0.4	65.6

**CAREER**

PPG	RPG	FG%
11.6	7.6	54.4

**NBA NOTES** Ranks in the top 10 of the league in player-efficiency rating




**KEVIN KNOX**  
**NEW YORK KNICKS**  
 DRAFT: 2018 / Rd 1, Pk 9 (New York)  
**2020-21 NBA STATS**

PPG	RPG	APG	3FG%
6.8	2.6	0.9	39.4

**CAREER**

PPG	RPG	APG
9.7	3.6	1.0

**NBA NOTES** Scored 16 points and added six boards against Toronto on Dec. 31



**TREY LYLES**  
**SAN ANTONIO SPURS**  
 DRAFT: 2015 / Rd 1, Pk 12 (Utah)  
**2020-21 NBA STATS**

PPG	RPG	APG	MPG
2.0	4.4	0.6	13.0

**CAREER**

PPG	RPG	APG
7.3	4.2	1.1

**NBA NOTES** Grabbed nine rebounds in 19 minutes vs. Utah on Jan. 3




**TYRESE MAXEY**  
**PHILADELPHIA 76ERS**  
 DRAFT: 2020 / Rd 1, Pk 21 (Philadelphia)  
**2020-21 NBA STATS**

PPG	RPG	APG	FG%
10.1	2.2	2.0	48.9

**CAREER**

PPG	RPG	APG
10.1	2.2	2.0

**NBA NOTES** In his first career NBA start, scored 39 points and added six assists on Jan. 9



**DARIUS MILLER**  
**OKLAHOMA CITY THUNDER**  
 DRAFT: 2012 / Rd 2, Pk 46 (New Orleans)  
**2020-21 NBA STATS**

PPG	RPG	APG	3FG%
3.0	0.0	0.0	33.3

**CAREER**

PPG	RPG	FG%
6.0	1.7	41.8

**NBA NOTES** Played in his first game on Jan. 4 since the 2018-19 season after an Achilles injury




**MALIK MONK**  
**CHARLOTTE HORNETS**  
 DRAFT: 2017 / Rd 1, Pk 11 (Charlotte)  
**2020-21 NBA STATS**

PPG	RPG	APG	MPG
1.0	0.0	3.0	10.0

**CAREER**

PPG	RPG	APG
8.5	1.9	1.7

**NBA NOTES** Averaged a career-best 10.3 points on a career-high 43.4% shooting last season




**MYCHAL MULDER**  
**GOLDEN STATE WARRIORS**  
 2020 / Undrafted, Signed by Golden State  
**2020-21 NBA STATS**

PPG	RPG	MPG	3FG%
4.3	1.1	10.9	44.0

**CAREER**

PPG	RPG	3FG%
7.1	2.0	35.1

**NBA NOTES** Earned a roster spot after impressing in a late-season call-up last season




**JAMAL MURRAY**  
**DENVER NUGGETS**  
 DRAFT: 2016 / Rd 1, Pk 7 (Denver)  
**2020-21 NBA STATS**

PPG	RPG	APG	FG%
19.7	3.2	3.8	48.1

**CAREER**

PPG	APG	RPG
15.7	3.7	3.6

**NBA NOTES** Scored a combined 142 points over three games vs. the Utah Jazz in the 2020 Playoffs




**NERLENS NOEL**  
**NEW YORK KNICKS**  
 DRAFT: 2015 / Rd 1, Pk 11 (New Orleans)  
**2020-21 NBA STATS**

PPG	RPG	BPG	SPG
2.9	4.4	1.1	0.8

**CAREER**

PPG	BPG	RPG
7.9	1.4	6.2

**NBA NOTES** Ranked among the top 15 in the NBA in blocks per game last season




**PATRICK PATTERSON**  
**LOS ANGELES CLIPPERS**  
 DRAFT: 2010 / Rd 1, Pk 14 (Houston)  
**2020-21 NBA STATS**

PPG	RPG	APG	SPG
3.0	2.0	0.6	0.4

**CAREER**

PPG	RPG	APG
6.7	4.0	1.0

**NBA NOTES** In his 11th season in the league and second with the Clippers



**IMMANUEL QUICKLEY**  
**NEW YORK KNICKS**  
 DRAFT: 2020 / Rd 1, Pk 25 (OKC)  
**2020-21 NBA STATS**

PPG	RPG	APG	SPG
6.2	1.0	1.5	0.7

**CAREER**

PPG	RPG	APG
6.2	1.0	1.5

**NBA NOTES** Scored 16 points, most of it in the fourth quarter, to lead a win at Atlanta on Jan. 4




**JULIUS RANDLE**  
**NEW YORK KNICKS**  
 DRAFT: 2014 / Rd 1, Pk 7 (LA Lakers)  
**2020-21 NBA STATS**

PPG	RPG	APG	FG%
23.2	11.8	7.1	50.9

**CAREER**

PPG	RPG	APG
16.3	9.1	2.9

**NBA NOTES** First Knick since Ewing with four games with 25 points, 10 rebounds in eight games



**NICK RICHARDS**  
**CHARLOTTE HORNETS**  
 DRAFTED: 2020 / Rd 2, Pk 42 (New Orleans)  
**2020-21 NBA STATS**

PPG	RPG	APG	FG%
1.7	1.3	0.0	100.0

**CAREER**

PPG	RPG	FG%
1.7	1.3	100.0

**NBA NOTES** Selected 42nd overall by the Charlotte Hornets in the 2020 NBA Draft



**RAJON RONDO**  
**ATLANTA HAWKS**  
 DRAFTED: 2006 / Rd 1, Pk 21 (Phoenix)  
**2020-21 NBA STATS**

PPG	APG	RPG	FG%
6.0	7.0	1.0	50.0

**CAREER**

PPG	RPG	APG
10.2	4.7	8.3

**NBA NOTES** Four-time NBA All-Star in his 14th season in the NBA; won the 2020 title with Lakers



**KARL-ANTHONY TOWNS**  
**MINNESOTA TIMBERWOLVES**  
 DRAFTED: 2015 / Rd 1, Pk 1 (Minnesota)  
**2020-21 NBA STATS**

PPG	RPG	APG	PER
21.0	12.0	4.7	26.73

**CAREER**

PPG	RPG	FG%
22.6	11.8	53.3

**NBA NOTES** Scored in double figures in every game last season



**JARRED VANDERBILT**  
**MINNESOTA TIMBERWOLVES**  
 DRAFT: 2018 / Rd 2, Pk 41 (Orlando)  
**2020-21 NBA STATS**

PPG	RPG	APG	FG%
5.6	5.3	1.5	64.3

**CAREER**

PPG	RPG	FG%
2.3	2.1	58.2

**NBA NOTES** Had a double-double with 10 points and 10 boards against Portland on Jan. 7




**JOHN WALL**  
**WASHINGTON WIZARDS**  
 DRAFT: 2010 / Rd 1, Pk 1 (Washington)  
**2020-21 NBA STATS**

PPG	RPG	APG	SPG
20.0	5.5	5.2	1.2

**CAREER**

PPG	RPG	APG
19.0	9.2	4.3

**NBA NOTES** Averaging 20 points after missing nearly two full years from an Achilles injury



**PJ WASHINGTON**  
**CHARLOTTE HORNETS**  
 DRAFT: 2019 / Rd 1, Pk 12 (Charlotte)  
**2019-20 NBA STATS**

PPG	RPG	APG	BPG
11.8	6.2	2.8	1.5

**CAREER**

PPG	RPG	APG
12.2	5.6	2.2

**NBA NOTES** Made the NBA All-Rookie Second Team last season



# JACOB TOPPIN

Sophomore | Forward | 6-9 | 194 lbs | Brooklyn, N.Y. | Rhode Island



[@JtoppinO](#) | [@jtoppin\\_0](#)

2020-21 SEASON/CAREER HIGHS*		
<b>Points</b>		
Season	10, at Louisville (12/26/20)	
Career	12, 2x, last ST. JOSEPH'S (2/15/20)	
<b>Rebounds</b>		
Season	6, 2x, last VANDERBILT (1/5/21)	
Career	8, RICHMOND (1/5/20)	
<b>Field Goals</b>		
Season	5, at Louisville (12/26/20)	
Career	5, 3x, last at Louisville (12/26/20)	
<b>Field Goals Attempted</b>		
Season	7, 2x, last at Mississippi St. (1/2/21)	
Career	11, vs. LSU (11/24/19)	
<b>3-Point Field Goals</b>		
Season	-	
Career	3, ALABAMA (11/15/19)	
<b>3-Point Field Goals Attempted</b>		
Season	2, vs. NOTRE DAME (12/12/20)	
Career	4, 3x, last at Fordham (2/26/20)	
<b>Free Throws</b>		
Season	2, 2x, last vs. North Carolina (12/19/20)	
Career	5, LIU BROOKLYN (11/5/19)	
<b>Free Throws Attempted</b>		
Season	3, vs. Kansas (12/1/20)	
Career	6, LIU BROOKLYN (11/5/19)	
<b>Assists</b>		
Season	1, 3x, last at Florida (1/9/21)	
Career	3, at Fordham (2/26/20)	
<b>Steals</b>		
Season	1, 3x, last VANDERBILT (1/5/21)	
Career	1, 14x, last VANDERBILT (1/5/21)	
<b>Blocked Shots</b>		
Season	1, VANDERBILT (1/5/21)	
Career	1, 13x, last VANDERBILT (1/5/21)	
<b>Minutes Played</b>		
Season	25, at Louisville (12/26/20)	
Career	32, at Fordham (2/26/20)	
<b>MISCELLANEOUS</b>		
	<b>2020-21</b>	<b>CAREER*</b>
Dunks	2	16
Double-Figure Scoring Games	1	6
Double-Figure Rebounding Games	-	-
Games With Double-Double	-	-
Games Led UK in Scoring	-	-
Games Led UK in Rebounding	-	-
Games Led UK in Assists	-	2
Games Led UK in Steals	-	-
Games Led UK in Blocks	-	3
Games With 3+ Assists	-	1
Games With 3+ Blocks	-	-
Games With 3+ Steals	-	-
Games With 3+ Three-Pointers	-	1

\*includes Rhode Island statistics

- Solid three-game stretch vs. Louisville, Mississippi State and Vanderbilt, where he averaged 7.3 points and 5.3 rebounds over those three games
  - Provided UK with energy off the bench. Following the Vanderbilt game, Coach Calipari said: "I'm really proud of him, and I told the team the reason we won the game is Jacob guarded (Scotty Pippen Jr.) ... (He) was ridiculous. And, again, I told them, whoever fights, I'm leaving in the game. I need fighters."
- Had his best game as a Wildcat at Louisville with 10 points and six rebounds in a season-high 25 minutes
- Was a spark for the Wildcats against Kansas with six points in the second half
- Granted immediate eligibility to play for Kentucky this season after transferring from Rhode Island
- Top vertical on the team with at 42.5 inches
- Immediate contributor as a freshman with Rhode Island, helping the team to a 21-9 record and 13-5 mark in the Atlantic 10
  - Appeared in all 30 games as a freshman
  - Averaged 5.1 points and 3.9 rebounds per game
  - Scored in double figures five times and made 13 3-pointers
  - Started and scored nine points, grabbed six rebounds, had three assists and hit the game-winning free throws with 6.6 seconds left in a 76-75 win at Fordham
  - Made his first career start and posted nine points and four rebounds against Davidson
    - Scored a career-high 12 points with eight rebounds against Richmond
- Averaged 15.6 points and 8.8 rebounds per game for Woodstock Academy his senior season
- Unranked prospect who received his first offer six months before signing a national letter of intent

## BIO BLAST

**Birthday:** May 8

**Parents:** Roni and Obadiah Toppin

**Major:** Undeclared/exploratory studies in agriculture

**Secret talent ...**  
Can play the piano

**Did you know ...**  
His favorite food is Italian

**Need to know ...**  
Younger brother of 2020 National Player of the Year, Obi Toppin

## Game-By-Game Statistics

Opponent	Date	GS	Min	FG-A	Pct.	3FG-A	Pct.	FT-A	Pct.	Off-Def-Tot	PF	Ast	TO	Blk	Stl	Pts
MOREHEAD STATE	11/25/20		9	1-4	.250	0-0	.000	0-0	.000	0-2-2	0	1	2	0	1	2
RICHMOND	11/29/20		2	0-0	.000	0-0	.000	0-0	.000	0-1-1	0	0	1	0	0	0
vs. Kansas	12/1/20		11	2-4	.500	0-1	.000	2-3	.667	2-1-3	2	0	1	0	0	6
vs. Georgia Tech	12/6/20		11	1-1	1.000	0-0	.000	0-0	.000	0-1-1	0	0	0	0	0	2
NOTRE DAME	12/12/20		18	1-5	.200	0-2	.000	0-0	.000	1-2-3	2	1	0	0	0	2
vs. North Carolina	12/19/20		19	1-6	.167	0-0	.000	2-2	1.000	1-1-2	0	0	1	0	1	4
at Louisville	12/26/20		25	5-7	.714	0-0	.000	0-1	.000	1-5-6	0	0	0	0	0	10
at Mississippi State	1/2/21		11	3-7	.429	0-0	.000	0-0	.000	2-2-4	1	0	0	0	0	6
VANDERBILT	1/5/21		24	3-4	.750	0-0	.000	0-0	.000	1-5-6	0	0	0	1	1	6
at Florida	1/9/21		8	2-4	.500	0-0	.000	0-0	.000	0-1-1	2	1	0	0	0	4

## Career Statistics

Year	GP-GS	Min-Avg	FG-FGA	Pct	3FG-FGA	Pct	FT-FTA	Pct	Off-Def-Tot-Avg	PF-FO	Ast	TO	Blk	Stl	Pts	Avg
2019-20	30-3	556-18.5	55-129	.426	13-53	.245	29-45	.644	42-75-117-3.9	63-0	15	17	12	11	152	5.1
2020-21	10-0	138-13.8	19-42	.452	0-3	.000	4-6	.667	8-21-29-2.9	7-0	3	5	1	3	42	4.2
<b>TOTAL</b>	<b>40-3</b>	<b>694-17.4</b>	<b>74-171</b>	<b>.433</b>	<b>13-56</b>	<b>.232</b>	<b>33-51</b>	<b>.647</b>	<b>50-96-146-3.7</b>	<b>70-0</b>	<b>18</b>	<b>22</b>	<b>13</b>	<b>14</b>	<b>194</b>	<b>4.9</b>



# DEVIN ASKEW

Freshman | Guard | 6-3 | 198 lbs | Sacramento, Calif. | Mater Dei

# 2



[@babydev5](#) | 
 [@babydev](#)

2020-21 SEASON/CAREER HIGHS		
<b>Points</b>		
Season	12, 2x, last vs. North Carolina (12/19/20)	
Career	12, 2x, last vs. North Carolina (12/19/20)	
<b>Rebounds</b>		
Season	4, 2x, last at Mississippi St. (1/2/21)	
Career	4, 2x, last at Mississippi St. (1/2/21)	
<b>Field Goals</b>		
Season	5, 2x, last at Mississippi St. (1/2/21)	
Career	5, 2x, last at Mississippi St. (1/2/21)	
<b>Field Goals Attempted</b>		
Season	12, VANDERBILT (1/5/21)	
Career	12, VANDERBILT (1/5/21)	
<b>3-Point Field Goals</b>		
Season	2, MOREHEAD STATE (11/25/20)	
Career	2, MOREHEAD STATE (11/25/20)	
<b>3-Point Field Goals Attempted</b>		
Season	5, at Louisville (12/26/20)	
Career	5, at Louisville (12/26/20)	
<b>Free Throws</b>		
Season	6, vs. North Carolina (12/19/20)	
Career	6, vs. North Carolina (12/19/20)	
<b>Free Throws Attempted</b>		
Season	8, vs. North Carolina (12/19/20)	
Career	8, vs. North Carolina (12/19/20)	
<b>Assists</b>		
Season	7, at Mississippi St. (1/2/21)	
Career	7, at Mississippi St. (1/2/21)	
<b>Steals</b>		
Season	3, VANDERBILT (1/5/21)	
Career	3, VANDERBILT (1/5/21)	
<b>Blocked Shots</b>		
Season	1, 3x, last at Florida (1/9/21)	
Career	1, 3x, last at Florida (1/9/21)	
<b>Minutes Played</b>		
Season	43, at Mississippi St. (1/2/21)	
Career	43, at Mississippi St. (1/2/21)	
<b>MISCELLANEOUS</b>		
	<b>2020-21</b>	<b>CAREER</b>
Dunks	-	-
Double-Figure Scoring Games	4	4
Double-Figure Rebounding Games	-	-
Games With Double-Double	-	-
Games Led UK in Scoring	-	-
Games Led UK in Rebounding	-	-
Games Led UK in Assists	6	6
Games Led UK in Steals	3	3
Games Led UK in Blocks	1	1
Games With 3+ Assists	6	6
Games With 3+ Blocks	-	-
Games With 3+ Steals	1	1
Games With 3+ Three-Pointers	-	-

- Has responded admirably to early adversity with a solid five-game run, averaging 10.0 points, 3.8 assists, 2.8 rebounds and just 1.8 turnovers per game during the stretch
  - Tied his career high with 12 points to go along with a team-high three assists and a career-high four rebounds against UNC
  - Posted seven points and added three boards, three assists and a pair of steals at Louisville
  - Dished out a career-high seven assists -- most by a Wildcat this season -- to go along with 11 points (5-of-10 shooting) at Mississippi State
  - Had 11 points, three assists and a career-best three swipes against Vanderbilt
  - Has three or more assists in all five games
- Scored 12 points and dished out a team-high-tying four assists in his college debut vs. Morehead State
- Five-star prospect rating by ESPN
- Tabbed the No. 26 overall player in the 2020 class by ESPN and the consensus No. 1 point guard in the 2021 class prior to reclassifying
- Averaged 16.7 points, 6.3 assists and 4.9 rebounds in his senior season at Mater Dei High School
- Named to the Jordan Brand Classic roster
- Tabbed California Interscholastic Federation First Team as a senior and the Trinity League Player of the Year
- Led his team as a sophomore to the CIF Open Division Southern California Regional championship
- Directed his team to the Peach Jam finals in the summer of 2019 and averaged 11.6 points, 5.1 assists and 4.8 rebounds per game while shooting 41.4% from 3 in the Nike Elite Youth Basketball League

## BIO BLAST

**Birthday:** July 26

**Parents:** Katie and Brian Askew

**Major:** Finance

**Superstition ...**  
Plays with a \$5 bill in his left sock

**Did you know ...**  
His father played soccer at Fresno State and professionally

**Good works ...**  
Participated in Anaheim Stadium Buddy Walks, helped serve food to the homeless in Santa Ana and assisted in coaching youth basketball

## Game-By-Game Statistics

Opponent	Date	GS	Min	FG-A	Pct.	3FG-A	Pct.	FT-A	Pct.	Off-Def-Tot	PF	Ast	TO	Blk	Stl	Pts
MOREHEAD STATE	11/25/20	*	27	5-9	.556	2-3	.667	0-0	.000	0-3-3	1	4	4	0	0	12
RICHMOND	11/29/20	*	36	0-3	.000	0-2	.000	2-2	1.000	0-3-3	1	2	3	0	0	2
vs. Kansas	12/1/20	*	24	1-5	.200	0-2	.000	5-6	.833	1-1-2	3	1	4	0	1	7
vs. Georgia Tech	12/6/20	*	27	1-2	.500	1-1	1.000	0-0	.000	0-1-1	1	1	2	0	1	3
NOTRE DAME	12/12/20		22	1-2	.500	1-2	.500	0-0	.000	0-2-2	1	1	0	0	0	3
vs. North Carolina	12/19/20		26	3-6	.500	0-1	.000	6-8	.750	1-3-4	2	3	2	1	1	12
at Louisville	12/26/20	*	36	3-9	.333	1-5	.200	0-0	.000	0-3-3	1	3	1	0	2	7
at Mississippi State	1/2/21	*	43	5-10	.500	1-3	.333	0-0	.000	2-2-4	2	7	3	0	2	11
VANDERBILT	1/5/21	*	23	4-12	.333	1-2	.500	2-3	.667	0-0-0	3	3	0	1	3	11
at Florida	1/9/21	*	31	2-5	.400	1-1	1.000	4-4	1.000	0-3-3	3	3	3	1	1	9

## Career Statistics

Year	GP-GS	Min-Avg	FG-FGA	Pct	3FG-FGA	Pct	FT-FTA	Pct	Off-Def-Tot-Avg	PF-FO	Ast	TO	Blk	Stl	Pts	Avg
2020-21	10-8	295-29.5	25-63	.397	8-22	.364	19-23	.826	4-21-25-2.5	18-0	28	22	3	11	77	7.7
<b>TOTAL</b>	<b>10-8</b>	<b>295-29.5</b>	<b>25-63</b>	<b>.397</b>	<b>8-22</b>	<b>.364</b>	<b>19-23</b>	<b>.826</b>	<b>4-21-25-2.5</b>	<b>18-0</b>	<b>28</b>	<b>22</b>	<b>3</b>	<b>11</b>	<b>77</b>	<b>7.7</b>

# BRANDON BOSTON JR.

Freshman | Guard | 6-3 | 185 lbs | Norcross, Ga. | Sierra Canyon

# 3

[@bboston\\_](#) | [@brandonboston](#)



2020-21 SEASON/CAREER HIGHS		
<b>Points</b>		
Season	20, RICHMOND (11/29/20)	
Career	20, RICHMOND (11/29/20)	
<b>Rebounds</b>		
Season	10, RICHMOND (11/29/20)	
Career	10, RICHMOND (11/29/20)	
<b>Field Goals</b>		
Season	8, RICHMOND (11/29/20)	
Career	8, RICHMOND (11/29/20)	
<b>Field Goals Attempted</b>		
Season	20, RICHMOND (11/29/20)	
Career	20, RICHMOND (11/29/20)	
<b>3-Point Field Goals</b>		
Season	3, vs. Georgia Tech (12/6/20)	
Career	3, vs. Georgia Tech (12/6/20)	
<b>3-Point Field Goals Attempted</b>		
Season	8, NOTRE DAME (12/12/20)	
Career	8, NOTRE DAME (12/12/20)	
<b>Free Throws</b>		
Season	6, at Florida (1/9/21)	
Career	6, at Florida (1/9/21)	
<b>Free Throws Attempted</b>		
Season	8, vs. North Carolina (12/19/20)	
Career	8, vs. North Carolina (12/19/20)	
<b>Assists</b>		
Season	2, 4x, last at Florida (1/9/21)	
Career	2, 4x, last at Florida (1/9/21)	
<b>Steals</b>		
Season	4, at Florida (1/9/21)	
Career	4, at Florida (1/9/21)	
<b>Blocked Shots</b>		
Season	1, 2x, last at Mississippi St. (1/2/21)	
Career	1, 2x, last at Mississippi St. (1/2/21)	
<b>Minutes Played</b>		
Season	38, RICHMOND (11/29/20)	
Career	38, RICHMOND (11/29/20)	
<b>MISCELLANEOUS</b>		
	<b>2020-21</b>	<b>CAREER</b>
Dunks	6	6
Double-Figure Scoring Games	9	9
Double-Figure Rebounding Games	1	1
Games With Double-Double	1	1
Games Led UK in Scoring	4	4
Games Led UK in Rebounding	2	2
Games Led UK in Assists	1	1
Games Led UK in Steals	4	4
Games Led UK in Blocks	1	1
Games With 3+ Assists	-	-
Games With 3+ Blocks	-	-
Games With 3+ Steals	2	2
Games With 3+ Three-Pointers	1	1

- Leads UK in scoring through the first 10 games with a 12.8 average and scored in double figures in all but one game, a team best
- Enjoyed his best overall game as a Wildcat with 13 points, four rebounds, a career-high four steals and a pair of assists at Florida
- Recorded 15 points and seven rebounds vs. North Carolina
- Made three 3-pointers vs. Georgia Tech
- Posted his first career double-double with a game-high 20 points and 10 rebounds against Richmond
- On the Naismith Trophy, Wooden Award and National Association of Basketball Coaches preseason watch lists for respective national player of the year awards
- Preseason All-SEC First Team selection by the coaches and the media
- Preseason All-America Third Team pick by CBS Sports and Stadium
- Preseason watch list for Julius Erving Award, presented annually to the nation's best small forward by the Naismith Memorial Basketball Hall of Fame
- Consensus five-star prospect and Kentucky's top-ranked player in the 2020 class
- Ranked as high as No. 5 overall by Rivals
- Averaged 19.7 points and 7.0 rebounds per game in helping lead Sierra Canyon to a 30-4 mark and a No. 2 national ranking as a senior
- Named the California Male Athlete of the Year and the California Basketball Player of the Year by USA Today. Was also tabbed a First Team Naismith All-American, Second Team Sports Illustrated All-American, SLAM Magazine All-American, California Mr. Basketball and the Gold Coast League MVP
- Averaged 22.8 points, 8.1 rebounds, 3.2 assists and 1.9 steals per game in the Nike Elite Youth Basketball League circuit prior to his senior season
- Earned 2018-19 MaxPreps Boys Basketball Junior All-American Team Honorable Mention distinction after averaging 18.4 points, 5.4 rebounds 1.9 steals while leading his previous high school in Norcross, Georgia, to the state semifinals as a junior

## BIO BLAST

**Birthday:** November 28

**Parents:** Alissa and Brandon Boston Sr.

**Major:** Business management

**Secret talent ...**  
Enjoys drawing

**Did you know ...**  
He is interested in film and wants to one day own a production company

**Superstitious ...**  
Eats candy before games and always has a dollar bill in his shoe

## Game-By-Game Statistics

Opponent	Date	GS	Min	FG-A	Pct.	3FG-A	Pct.	FT-A	Pct.	Off-Def-Tot	PF	Ast	TO	Blk	Stl	Pts
MOREHEAD STATE	11/25/20	*	33	7-14	.500	0-4	.000	1-1	1.000	2-5-7	3	1	2	0	1	15
RICHMOND	11/29/20	*	38	8-20	.400	0-3	.000	4-6	.667	5-5-10	2	2	2	0	1	20
vs. Kansas	12/1/20	*	31	4-13	.308	0-4	.000	4-4	1.000	1-5-6	1	1	3	0	1	12
vs. Georgia Tech	12/6/20	*	27	4-11	.364	3-7	.429	0-0	.000	1-3-4	2	0	3	0	1	11
NOTRE DAME	12/12/20	*	29	5-15	.333	2-8	.250	2-2	1.000	1-3-4	1	2	2	0	3	14
vs. North Carolina	12/19/20	*	35	5-14	.357	0-3	.000	5-8	.625	3-4-7	3	2	2	1	0	15
at Louisville	12/26/20	*	29	3-11	.273	0-3	.000	5-5	1.000	5-2-7	1	1	2	0	1	11
at Mississippi State	1/2/21	*	31	4-13	.308	0-1	.000	3-5	.600	0-2-2	2	1	1	1	2	11
VANDERBILT	1/5/21	*	27	3-9	.333	0-0	.000	0-0	.000	0-2-2	3	1	0	0	1	6
at Florida	1/9/21	*	28	3-8	.375	1-2	.500	6-6	1.000	1-3-4	1	2	0	0	4	13

## Career Statistics

Year	GP-GS	Min-Avg	FG-FGA	Pct	3FG-FGA	Pct	FT-FTA	Pct	Off-Def-Tot-Avg	PF-FO	Ast	TO	Blk	Stl	Pts	Avg
2020-21	10-10	308-30.8	46-128	.359	6-35	.171	30-37	.811	19-34-53-5.3	19-0	13	17	2	15	128	12.8
<b>TOTAL</b>	<b>10-10</b>	<b>308-30.8</b>	<b>46-128</b>	<b>.359</b>	<b>6-35</b>	<b>.171</b>	<b>30-37</b>	<b>.811</b>	<b>19-34-53-5.3</b>	<b>19-0</b>	<b>13</b>	<b>17</b>	<b>2</b>	<b>15</b>	<b>128</b>	<b>12.8</b>

# TERRENCE CLARKE

Freshman | Guard | 6-7 | 194 lbs | Boston | Brewster Academy

# 5



[@terrenceclarke\\_](#) | 
 [@tclarke](#)

2020-21 SEASON/CAREER HIGHS		
<b>Points</b>		
Season	22, vs. Georgia Tech (12/6/20)	
Career	22, vs. Georgia Tech (12/6/20)	
<b>Rebounds</b>		
Season	6, RICHMOND (11/29/20)	
Career	6, RICHMOND (11/29/20)	
<b>Field Goals</b>		
Season	9, vs. Georgia Tech (12/6/20)	
Career	9, vs. Georgia Tech (12/6/20)	
<b>Field Goals Attempted</b>		
Season	14, vs. Georgia Tech (12/6/20)	
Career	14, vs. Georgia Tech (12/6/20)	
<b>3-Point Field Goals</b>		
Season	3, vs. Georgia Tech (12/6/20)	
Career	3, vs. Georgia Tech (12/6/20)	
<b>3-Point Field Goals Attempted</b>		
Season	4, 3x, last NOTRE DAME (12/12/20)	
Career	4, 3x, last NOTRE DAME (12/12/20)	
<b>Free Throws</b>		
Season	5, RICHMOND (11/29/20)	
Career	5, RICHMOND (11/29/20)	
<b>Free Throws Attempted</b>		
Season	9, RICHMOND (11/29/20)	
Career	9, RICHMOND (11/29/20)	
<b>Assists</b>		
Season	4, MOREHEAD STATE (11/25/20)	
Career	4, MOREHEAD STATE (11/25/20)	
<b>Steals</b>		
Season	3, MOREHEAD STATE (11/25/20)	
Career	3, MOREHEAD STATE (11/25/20)	
<b>Blocked Shots</b>		
Season	1, vs. Kansas (12/1/20)	
Career	1, vs. Kansas (12/1/20)	
<b>Minutes Played</b>		
Season	39, NOTRE DAME (12/12/20)	
Career	39, NOTRE DAME (12/12/20)	
<b>MISCELLANEOUS</b>		
	<b>2020-21</b>	<b>CAREER</b>
Dunks	1	1
Double-Figure Scoring Games	4	4
Double-Figure Rebounding Games	-	-
Games With Double-Double	-	-
Games Led UK in Scoring	1	1
Games Led UK in Rebounding	-	-
Games Led UK in Assists	2	2
Games Led UK in Steals	2	2
Games Led UK in Blocks	-	-
Games With 3+ Assists	3	3
Games With 3+ Blocks	-	-
Games With 3+ Steals	1	1
Games With 3+ Three-Pointers	1	1

- Second on the team with a 10.7 scoring average
- Missed the last three games with a lingering right leg injury
- Had taken on an increased role at the point guard position prior to the injury
- Started the Notre Dame game at point guard. He logged 14 points, three assists, two rebounds and a steal in that game
- Breakthrough game vs. Georgia Tech with a career-high 22 points on 9-of-14 shooting, including three 3-pointers
- Solid all-around game with 12 points and a game-high four assists and a game-high three steals in his collegiate debut vs. Morehead State
- Naismith Trophy preseason watch list for national player of the year
- Preseason watch list for Jerry West Award, presented annually to the nation's best shooting guard by the Naismith Memorial Basketball Hall of Fame
- Consensus five-star prospect who is ranked as high as No. 8 in the final Rivals rankings
- Tabbed to the Sports Illustrated All-American Third Team, Naismith All-American Honorable Mention, New England Preparatory School Athletic Council AAA Player of the Year and a NEPSAC AAA First Team selection
- Chosen for the McDonald's All American Game, the Allen Iverson Roundball Classic and the Jordan Brand Classic
- Member of the Brewster Academy team that won the 2019 National Prep Championships and led his team back to the 2020 finals with a 34-3 record before the COVID-19 pandemic canceled the rest of the event
- Averaged 16.2 points per game to go along with 5.1 rebounds and 3.7 assists per game in the 2019 Nike Elite Youth Basketball League

## BIO BLAST

**Birthday:** September 6

**Parents:** Osmine Clarke and Adrian Briggs

**Major:** Communication

**Did you know ...**  
He played Caribbean pan as a kid

**Few of his favorites ...**  
The Fast and Furious series are his favorite movies and macaroni and cheese is his favorite food

**Favorite memory as a hooper ...**  
Winning the 2019 national championship with Brewster Academy

## Game-By-Game Statistics

Opponent	Date	GS	Min	FG-A	Pct.	3FG-A	Pct.	FT-A	Pct.	Off-Def-Tot	Pf	Ast	TO	Blk	Stl	Pts
MOREHEAD STATE	11/25/20	*	31	5-9	.556	0-2	.000	2-5	.400	1-3-4	1	4	2	0	3	12
RICHMOND	11/29/20	*	35	5-10	.500	0-2	.000	5-9	.556	1-5-6	2	1	4	0	1	15
vs. Kansas	12/1/20	*	35	3-11	.273	0-4	.000	0-0	.000	2-1-3	5	2	3	1	0	6
vs. Georgia Tech	12/6/20	*	38	9-14	.643	3-4	.750	1-2	.500	1-2-3	1	3	4	0	0	22
NOTRE DAME	12/12/20	*	39	6-13	.462	2-4	.500	0-0	.000	2-0-2	2	3	4	0	1	14
vs. North Carolina	12/19/20	*	25	3-11	.273	0-3	.000	0-1	.000	0-3-3	5	0	3	0	0	6
at Louisville	12/26/20		16	0-4	.000	0-3	.000	0-0	.000	0-0-0	0	0	1	0	0	0
at Mississippi State	1/2/21															DNP - Right leg injury
VANDERBILT	1/5/21															DNP - Right leg injury
at Florida	1/9/21															DNP - Right leg injury

## Career Statistics

Year	GP-GS	Min-Avg	FG-FGA	Pct	3FG-FGA	Pct	FT-FTA	Pct	Off-Def-Tot-Avg	PF-FO	Ast	TO	Blk	Stl	Pts	Avg
2020-21	7-6	219-31.3	31-72	.431	5-22	.227	8-17	.471	6-15-21-3.0	16-2	13	21	1	5	75	10.7
<b>TOTAL</b>	<b>7-6</b>	<b>219-31.3</b>	<b>31-72</b>	<b>.431</b>	<b>5-22</b>	<b>.227</b>	<b>8-17</b>	<b>.471</b>	<b>6-15-21-3.0</b>	<b>16-2</b>	<b>13</b>	<b>21</b>	<b>1</b>	<b>5</b>	<b>75</b>	<b>10.7</b>

# DAVION MINTZ

Graduate Student | Guard | 6-3 | 196 lbs | Charlotte, N.C. | Creighton

# 10

Twitter: @deemintz1 | Instagram: @davion



2020-21 SEASON/CAREER HIGHS*		
<b>Points</b>		
Season	19, at Louisville (12/26/20)	
Career	21, MARQUETTE (1/9/19)	
<b>Rebounds</b>		
Season	8, vs. North Carolina (12/19/20)	
Career	9, VILLANOVA (2/24/18)	
<b>Field Goals</b>		
Season	6, 2x, last at Louisville (12/26/20)	
Career	8, MARQUETTE (1/9/19)	
<b>Field Goals Attempted</b>		
Season	12, at Louisville (12/26/20)	
Career	14, 2x, last at Villanova (2/6/19)	
<b>3-Point Field Goals</b>		
Season	4, at Louisville (12/26/20)	
Career	5, MARQUETTE (1/9/19)	
<b>3-Point Field Goals Attempted</b>		
Season	7, vs. Georgia Tech (12/6/20)	
Career	8, MARQUETTE (1/9/19)	
<b>Free Throws</b>		
Season	4, MOREHEAD STATE (11/25/20)	
Career	7, MARQUETTE (1/21/17)	
<b>Free Throws Attempted</b>		
Season	5, 2x, last at Louisville (12/26/20)	
Career	10, vs. UCLA (11/20/17)	
<b>Assists</b>		
Season	6, vs. Georgia Tech (12/6/20)	
Career	8, MARQUETTE (1/21/17)	
<b>Steals</b>		
Season	2, 4x, last at Florida (1/9/21)	
Career	6, at Marquette (3/3/19)	
<b>Blocked Shots</b>		
Season	1, at Mississippi St. (1/2/21)	
Career	2, vs. Loyola Chicago (3/19/19)	
<b>Minutes Played</b>		
Season	41, at Mississippi St. (1/2/21)	
Career	45, at Villanova (2/6/19)	
<b>MISCELLANEOUS</b>		
	<b>2020-21</b>	<b>CAREER*</b>
Dunks	1	8
Double-Figure Scoring Games	6	30
Double-Figure Rebounding Games	-	-
Games With Double-Double	-	-
Games Led UK in Scoring	4	5
Games Led UK in Rebounding	2	4
Games Led UK in Assists	4	25
Games Led UK in Steals	4	21
Games Led UK in Blocks	-	6
Games With 3+ Assists	5	45
Games With 3+ Blocks	-	-
Games With 3+ Steals	-	3
Games With 3+ Three-Pointers	2	7

\*includes Creighton statistics

- Averaging 12.3 points, 4.3 rebounds, 3.0 assists and 1.2 steals per game since entering the starting lineup against Notre Dame six games ago
- Lifted UK to a three-point win with a game-winning 3-pointer from the left corner against Vanderbilt with 47 seconds to play
- Scored a season-high 19 points with four 3-pointers to go with seven rebounds, two assists and a pair of steals at Louisville
- Posted 17 points, eight rebounds and three 3-pointers, all team highs, vs. North Carolina
- Posted six assists vs. Georgia Tech
- In his 100th collegiate game, led UK with 12 points, two assists and a pair of steals against Kansas
- Scored 10 points with a pair of 3-pointers against Morehead State in his first game as a Wildcat and first collegiate game since 2018-19
- Graduate transfer who redshirted for Creighton's Big East champion team that finished 24-7 after battling ankle injuries throughout the season
- Missed all of last season with an injury at Creighton
- Most 185-pound bench lifts on the team with 14 reps
- Appeared in 97 career games with 79 starts at Creighton
  - In 2018-19, started all 35 games in the backcourt, averaging 9.7 points, 3.0 assists and 3.0 rebounds in 28.8 minutes per game
  - Ranked second on the team with 40 steals, third with 60 free throws made and fourth with 43 3-pointers made
  - Poured in a career-high 21 points and made 5 of 8 trifectas vs. No. 21 Marquette
  - As a sophomore, started all but one game at point guard and averaged 6.1 points, 3.2 rebounds and a team-high 3.1 assists per game
  - Led the Big East and ranked 15th nationally in assist-to-turnover ratio and also led the Big East in assist-to-turnover ratio in league play only

## BIO BLAST

**Birthday:** June 30

**Parents:** Sean and Sandy Mintz

**Major:** Graduate degree in kinesiology and health promotion

**Why No. 10 ...**

Because it means complete and is one of his favorite numbers

**Furry friend ...**

Adopted a dog in 2020 and named her Kogji after Kobe and Gianna Bryant

**What's playing pregame ...**

Listens to Eric Thomas, a hip-hop motivational preacher, R&B, gospel

## Game-By-Game Statistics

Opponent	Date	GS	Min	FG-A	Pct.	3FG-A	Pct.	FT-A	Pct.	Off-Def-Tot	PF	Ast	TO	Blk	Stl	Pts
MOREHEAD STATE	11/25/20		17	2-4	.500	2-3	.667	4-4	1.000	0-1-1	1	3	2	0	1	10
RICHMOND	11/29/20		9	0-4	.000	0-2	.000	0-0	.000	1-0-1	1	0	0	0	1	0
vs. Kansas	12/1/20		22	4-11	.364	2-5	.400	2-4	.500	2-0-2	0	2	3	0	2	12
vs. Georgia Tech	12/6/20		28	2-8	.250	1-7	.143	2-2	1.000	0-3-3	1	6	2	0	1	7
NOTRE DAME	12/12/20	*	30	3-9	.333	0-5	.000	1-1	1.000	1-2-3	3	4	2	0	2	7
vs. North Carolina	12/19/20	*	37	6-11	.545	3-6	.500	2-5	.400	3-5-8	3	2	2	0	0	17
at Louisville	12/26/20	*	38	6-12	.500	4-6	.667	3-5	.600	2-5-7	4	2	2	0	2	19
at Mississippi State	1/2/21	*	41	3-10	.300	1-4	.250	0-2	.000	0-4-4	1	4	5	1	1	7
VANDERBILT	1/5/21	*	35	3-8	.375	2-5	.400	3-4	.750	0-3-3	2	2	0	0	0	11
at Florida	1/9/21	*	36	5-7	.714	2-4	.500	1-1	1.000	0-1-1	3	4	2	0	2	13

## Career Statistics

Year	GP-GS	Min-Avg	FG-FGA	Pct	3FG-FGA	Pct	FT-FTA	Pct	Off-Def-Tot-Avg	PF-FO	Ast	TO	Blk	Stl	Pts	Avg
2016-17	29-12	354-12.2	30-78	.385	9-25	.360	26-33	.788	1-31-32-1.1	35-0	52	34	4	15	95	3.3
2017-18	33-32	696-21.1	61-151	.404	19-54	.352	60-82	.732	8-96-104.32	44-1	102	36	3	14	201	6.1
2018-19	35-35	1009-28.8	119-286	.416	43-124	.347	60-83	.723	18-87-105-3.0	70-0	105	76	4	40	341	9.7
2020-21	10-6	293-29.3	34-84	.405	17-47	.362	18-28	.643	9-24-33-3.3	19-0	29	20	1	12	103	10.3
<b>TOTAL</b>	<b>107-85</b>	<b>2352-22.0</b>	<b>244-599</b>	<b>.407</b>	<b>88-250</b>	<b>.352</b>	<b>164-226</b>	<b>.726</b>	<b>36-238-274-2.6</b>	<b>168-1</b>	<b>288</b>	<b>166</b>	<b>12</b>	<b>81</b>	<b>740</b>	<b>6.9</b>

# DONTAIE ALLEN

R-Freshman | Guard | 6-6 | 198 lbs | Falmouth, Ky. | Pendleton County

# 11



[@DontaieAllen11](#) | 
 [@dontaieallen11](#) | 
 [@tay.allen.3139](#)

2020-21 SEASON/CAREER HIGHS		
<b>Points</b>		
Season	23, at Mississippi St. (1/2/21)	
Career	23, at Mississippi St. (1/2/21)	
<b>Rebounds</b>		
Season	5, VANDERBILT (1/5/21)	
Career	5, VANDERBILT (1/5/21)	
<b>Field Goals</b>		
Season	8, at Mississippi St. (1/2/21)	
Career	8, at Mississippi St. (1/2/21)	
<b>Field Goals Attempted</b>		
Season	13, at Mississippi St. (1/2/21)	
Career	13, at Mississippi St. (1/2/21)	
<b>3-Point Field Goals</b>		
Season	7, at Mississippi St. (1/2/21)	
Career	7, at Mississippi St. (1/2/21)	
<b>3-Point Field Goals Attempted</b>		
Season	11, at Mississippi St. (1/2/21)	
Career	11, at Mississippi St. (1/2/21)	
<b>Free Throws</b>		
Season	4, VANDERBILT (1/5/21)	
Career	4, VANDERBILT (1/5/21)	
<b>Free Throws Attempted</b>		
Season	4, VANDERBILT (1/5/21)	
Career	4, VANDERBILT (1/5/21)	
<b>Assists</b>		
Season	-	
Career	-	
<b>Steals</b>		
Season	-	
Career	-	
<b>Blocked Shots</b>		
Season	1, 3x, last at Florida (1/9/21)	
Career	1, 3x, last at Florida (1/9/21)	
<b>Minutes Played</b>		
Season	32, 2x, last VANDERBILT (1/5/21)	
Career	32, 2x, last VANDERBILT (1/5/21)	
<b>MISCELLANEOUS</b>		
	<b>2020-21</b>	<b>CAREER</b>
Dunks	-	-
Double-Figure Scoring Games	2	2
Double-Figure Rebounding Games	-	-
Games With Double-Double	-	-
Games Led UK in Scoring	1	1
Games Led UK in Rebounding	-	-
Games Led UK in Assists	-	-
Games Led UK in Steals	-	-
Games Led UK in Blocks	-	-
Games With 3+ Assists	-	-
Games With 3+ Blocks	-	-
Games With 3+ Steals	-	-
Games With 3+ Three-Pointers	1	1

- Played a major role in UK's three-game winning streak to start league play, averaging 14.3 points, second best on the team, on 14-of-28 shooting, including 11 of 19 from behind the arc
- Named SEC Freshman of the Week on Jan. 4 after he enjoyed one of the all-time breakthrough performances with 23 points in 32 minutes on 8-of-13 shooting, including 7 of 11 from 3-point range, to fuel a nine-point comeback victory at Mississippi State, all career highs
  - Played just one minute over the previous three games and 20 career minutes
  - Just the sixth freshman in school history to make seven or more treys in a game
  - Nearly all of his 3-pointers helped turn the game around, including three during the second-half comeback run, one during the first overtime to take the lead and eventually force overtime, and a dagger in the second overtime
- Had 14 points, five rebounds and a block in the win over Vanderbilt with two key 3-pointers and two free throws late in the game
- Knocked down a 3 and scored four points in his college debut vs. Morehead State
  - First action in any official game -- high school or college -- since December 2018
- Redshirted his freshman year after suffering a torn ACL in his left knee during his senior high school season, limiting his final year to just 13 games
- Became the first in-state signee for Kentucky since 2013
- 18th player in program history to earn Kentucky Mr. Basketball honors
- Concluded high school career with 3,255 points, 11th all-time in state history
- Averaged 42.9 points and 14.2 boards per game during his senior season
  - Dropped 50 or more points in six of his first 12 games
- Averaged 31.8 points and 11.4 rebounds per game during his junior season
  - Shot 59.1% from the floor and 39.6% from 3-point range
- Great size and frame, including an 86.5-inch wingspan and a team-high hand width of 11.5 inches

## BIO BLAST

**Birthday:** November 5

**Parents:** April and Tony Thomas

**Major:** Communication

**Most prized possession ...**  
His shoe collection

**Why No. 11 ...**  
Because it's his favorite number, No. 1, twice

**Inked ...**  
His favorite tattoo is the one of him on his left shoulder sitting on a basketball

## Game-By-Game Statistics

Opponent	Date	GS	Min	FG-A	Pct.	3FG-A	Pct.	FT-A	Pct.	Off-Def-Tot	PF	Ast	TO	Blk	Stl	Pts
MOREHEAD STATE	11/25/20	6	1-3	.333	1-3	.333	1-2	.500	1-0-1	1	0	1	0	0	0	4
RICHMOND	11/29/20															
vs. Kansas	12/1/20	9	1-2	.500	1-2	.500	0-0	.000	0-0-0	1	0	0	0	0	0	3
vs. Georgia Tech	12/6/20	4	0-1	.000	0-1	.000	0-0	.000	0-0-0	1	0	3	0	0	0	0
NOTRE DAME	12/12/20															
vs. North Carolina	12/19/20	1	0-0	.000	0-0	.000	0-0	.000	0-0-0	1	0	0	0	0	0	0
at Louisville	12/26/20															
vs. Mississippi State	1/2/21	32	8-13	.615	7-11	.529	0-0	.000	0-4-4	3	0	0	1	0	0	23
VANDERBILT	1/5/21	32	4-10	.400	2-5	.400	4-4	1.000	0-5-5	1	0	1	1	0	0	14
at Florida	1/9/21	22	2-5	.400	2-3	.667	0-0	.000	0-2-2	0	0	0	1	0	0	6

## Career Statistics

Year	GP-GS	Min-Avg	FG-FGA	Pct	3FG-FGA	Pct	FT-FTA	Pct	Off-Def-Tot-Avg	PF-FO	Ast	TO	Blk	Stl	Pts	Avg
2020-21	7-0	106-15.1	16-34	.471	13-25	.520	5-6	.833	1-11-12-1.7	8-0	0	5	3	0	50	7.1
<b>TOTAL</b>	<b>7-0</b>	<b>106-15.1</b>	<b>16-34</b>	<b>.471</b>	<b>13-25</b>	<b>.520</b>	<b>5-6</b>	<b>.833</b>	<b>1-11-12-1.7</b>	<b>8-0</b>	<b>0</b>	<b>5</b>	<b>3</b>	<b>0</b>	<b>50</b>	<b>7.1</b>

# KEION BROOKS JR.

Sophomore | Forward | 6-7 | 205 lbs | Fort Wayne, Ind. | La Lumiere

# 12



[@KeionB\\_12](#) | [@klbj.xii](#)

2020-21 SEASON/CAREER HIGHS		
<b>Points</b>		
Season	12, at Florida (1/9/21)	
Career	15, FAIRLEIGH DICKINSON (12/7/19)	
<b>Rebounds</b>		
Season	6, at Florida (1/9/21)	
Career	9, at Tennessee (2/8/20)	
<b>Field Goals</b>		
Season	6, at Florida (1/9/21)	
Career	6, 2x, last at Florida (1/9/21)	
<b>Field Goals Attempted</b>		
Season	8, at Florida (1/9/21)	
Career	11, FAIRLEIGH DICKINSON (12/7/19)	
<b>3-Point Field Goals</b>		
Season	-	
Career	2, at Florida (3/7/20)	
<b>3-Point Field Goals Attempted</b>		
Season	2, at Florida (1/9/21)	
Career	2, 7x, last at Florida (1/9/21)	
<b>Free Throws</b>		
Season	-	
Career	4, at Arkansas (1/28/20)	
<b>Free Throws Attempted</b>		
Season	-	
Career	6, 2x, last at Arkansas (1/28/20)	
<b>Assists</b>		
Season	4, at Florida (1/9/21)	
Career	4, at Florida (1/9/21)	
<b>Steals</b>		
Season	1, at Florida (1/9/21)	
Career	2, 2x, last at Florida (3/7/20)	
<b>Blocked Shots</b>		
Season	1, at Florida (1/9/21)	
Career	2, vs. Ohio State (12/21/19)	
<b>Minutes Played</b>		
Season	25, at Florida (1/9/21)	
Career	27, at Florida (3/7/20)	
<b>MISCELLANEOUS</b>		
	<b>2020-21</b>	<b>CAREER</b>
Dunks	3	12
Double-Figure Scoring Games	1	6
Double-Figure Rebounding Games	-	-
Games With Double-Double	-	-
Games Led UK in Scoring	-	-
Games Led UK in Rebounding	1	3
Games Led UK in Assists	1	1
Games Led UK in Steals	-	2
Games Led UK in Blocks	-	2
Games With 3+ Assists	1	1
Games With 3+ Blocks	-	-
Games With 3+ Steals	-	-
Games With 3+ Three-Pointers	-	-

- Missed the first nine games of the season with a left leg injury
- On just two days of practice since being medically cleared, made a major impact with 12 points, a team-high-tying six rebounds, and a team- and career-high four assists
- Brooks on his return: "I've always believed in my ability to come back and play well. I was constantly working out, staying in great shape"
- Played in all 31 games with six starts and five double-figure scoring games in his freshman season
  - Played a career-high 27 minutes in the 18-point comeback at Florida, posting his fifth double-figure scoring game of the season with 10 points, including a career-high two 3-pointers
  - After coming up with a key defensive rebound, hit the game-clinching free throws in the final seconds vs. Ole Miss
  - Grabbed a career-high nine rebounds in 26 minutes at Tennessee
  - Emerged as a spark in the games at Arkansas and vs. Georgia, posting 10 points and seven rebounds vs. the Razorbacks and eight points and five rebounds vs. the Bulldogs, igniting game-changing runs in both games
  - Scored a career-high 15 points to go along with five rebounds vs. Fairleigh Dickinson on 6-of-11 shooting in an efficient 16 minutes of action
  - Posted his first double-figure scoring game as a Wildcat against Eastern Kentucky with 11 points
- 85-inch wingspan
- Ranked the No. 24 overall player by the Recruiting Services Consensus Index
- Averaged 20.1 points and 7.5 rebounds per game for La Lumiere School, which appeared in the GEICO High School Nationals
  - In the semifinals of that tournament scored a team-high 20 points
- Underrated athlete with a 37-inch vertical and one of the best dunkers on the team

## BIO BLAST

**Birthday:** August 7  
**Parents:** Sarita and Keion Brooks Sr.  
**Major:** Communication  
**Did you know ...**  
 His father played basketball at Wright State and Keion wears No. 12 because that was his father's number as well  
**Get involved ...**  
 Member of the 2020-21 NABC Player Development Coalition, the 2020-21 SEC Council on Racial Equality and Social Justice

## Game-By-Game Statistics

Opponent	Date	GS	Min	FG-A	Pct.	3FG-A	Pct.	FT-A	Pct.	Off-Def-Tot	PF	Ast	TO	Blk	Stl	Pts
MOREHEAD STATE	11/25/20															
RICHMOND	11/29/20															
vs. Kansas	12/1/20															
vs. Georgia Tech	12/6/20															
NOTRE DAME	12/12/20															
vs. North Carolina	12/19/20															
at Louisville	12/26/20															
at Mississippi State	1/2/21															
VANDERBILT	1/5/21															
at Florida	1/9/21		25	6-8	.750	0-2	.000	0-0	.000	0-6-6	0	4	2	1	1	12


## Career Statistics

Year	GP-GS	Min-Avg	FG-FGA	Pct	3FG-FGA	Pct	FT-FTA	Pct	Off-Def-Tot-Avg	PF-FO	Ast	TO	Blk	Stl	Pts	Avg
2019-20	31-6	470-15.2	58-123	.472	5-19	.263	17-27	.630	31-68-99-3.2	46-0	6	25	13	11	138	4.5
2020-21	1-0	25-25.0	6-8	.750	0-2	.000	0-0	.000	0-6-6-6.0	0-0	4	2	1	1	12	12.0
<b>TOTAL</b>	<b>32-6</b>	<b>495-15.5</b>	<b>64-131</b>	<b>.489</b>	<b>5-21</b>	<b>.238</b>	<b>17-27</b>	<b>.630</b>	<b>31-74-105-3.3</b>	<b>46-0</b>	<b>10</b>	<b>27</b>	<b>14</b>	<b>12</b>	<b>150</b>	<b>4.7</b>

# RILEY WELCH

Senior | Guard | 6-0 | 185 lbs | Littleton, Colo. | College of the Desert

# 13



[@Riley\\_Welch](#) | 
 [@riley\\_welch](#) | 
 [@Riley.Welch13](#)

2020-21 SEASON/CAREER HIGHS*	
<b>Points</b>	
Season	-
Career	5, at Denver (11/12/17)
<b>Rebounds</b>	
Season	-
Career	4, UC RIVERSIDE (1/24/18)
<b>Field Goals</b>	
Season	-
Career	1, 4x, last at Hawaii (2/24/18)
<b>Field Goals Attempted</b>	
Season	-
Career	3, at Hawaii (2/24/18)
<b>3-Point Field Goals</b>	
Season	-
Career	1, 2x, last CHAPMAN (11/14/17)
<b>3-Point Field Goals Attempted</b>	
Season	-
Career	1, 8x, last at Hawaii (2/24/18)
<b>Free Throws</b>	
Season	-
Career	2, 2x, last UC RIVERSIDE (1/24/18)
<b>Free Throws Attempted</b>	
Season	-
Career	2, 2x, last UC RIVERSIDE (1/24/18)
<b>Assists</b>	
Season	-
Career	4, CHAPMAN (11/14/17)
<b>Steals</b>	
Season	-
Career	1, 4x, last LAMAR (11/24/19)
<b>Blocked Shots</b>	
Season	-
Career	-
<b>Minutes Played</b>	
Season	1, MOREHEAD STATE (11/25/20)
Career	14, UC RIVERSIDE (1/24/18)
<b>MISCELLANEOUS</b>	
<b>2020-21 CAREER*</b>	
Dunks	-
Double-Figure Scoring Games	-
Double-Figure Rebounding Games	-
Games With Double-Double	-
Games Led UK in Scoring	-
Games Led UK in Rebounding	-
Games Led UK in Assists	2
Games Led UK in Steals	-
Games Led UK in Blocks	-
Games With 3+ Assists	2
Games With 3+ Blocks	-
Games With 3+ Steals	-
Games With 3+ Three-Pointers	-

\*Division I statistics only

- Walk-on
- Saw action vs. Morehead State in the last minute
- Participated in the 2020 SEC Career Tour
- Made four appearances with two steals in 2019-20
  - Made first appearance as a Wildcat in regular-season action vs. Eastern Kentucky and recorded a steal
- Saw action in 27 games a season ago at the College of the Desert
  - Averaged 8.2 points, 5.0 assists and 3.5 rebounds per game
  - Dished out a team-high 134 assists and sunk 31 shots from beyond the arc
  - Scored a career-high 29 points vs. San Jacinto on 9-of-11 shooting and 10 of 11 from the free-throw line
- Played at UC Irvine his freshman season, appearing in 27 games
  - Saw double-digit minutes four times
  - Scored five points in his collegiate debut at Denver
- Played for Chatfield High School to conclude his prep career
  - Won a league or county championship during all four years of his high school career
  - 2016 Chauncey Billups regional champion
  - School reached the Colorado High School Activities Association Final Four in 2016
  - Two-time All-Conference performer
  - Academic All-State

## BIO BLAST

**Birthday:** September 26

**Parents:** Jean and John Welch

**Major:** Liberal studies

**Why No. 13 ...**  
Because it was Steve Nash's number

**Most famous people he's hooped with ...**  
Carmelo Anthony, Allen Iverson and Chris Paul

**Basketball's in the blood ...**  
Father played basketball at UNLV and has served as a coach in the NBA for 15 years

## Game-By-Game Statistics

Opponent	Date	GS	Min	FG-A	Pct.	3FG-A	Pct.	FT-A	Pct.	Off-Def-Tot	PF	Ast	TO	Blk	Stl	Pts
MOREHEAD STATE	11/25/20	1	0-0	.000	0-0	.000	0-0	.000	0-0-0	0	0	0	0	0	0	0
RICHMOND	11/29/20															
vs. Kansas	12/1/20															
vs. Georgia Tech	12/6/20															
NOTRE DAME	12/12/20															
vs. North Carolina	12/19/20															
at Louisville	12/26/20															
at Mississippi State	1/2/21															
VANDERBILT	1/5/21															
at Florida	1/9/21															

## Career Statistics

Year	GP-GS	Min-Avg	FG-FGA	Pct	3FG-FGA	Pct	FT-FTA	Pct	Off-Def-Tot-Avg	PF-FO	Ast	TO	Blk	Stl	Pts	Avg
2017-18	27-0	143-5.8	4-13	.308	2-8	.250	4-5	.800	2-12-14-0.5	22-0	15	7	0	2	14	0.5
2019-20	4-0	3-0.8	0-1	.000	0-0	.000	0-0	.000	0-0-0-0.0	0-0	0	0	0	2	0	0.0
2020-21	1-0	1-1.0	0-0	.000	0-0	.000	0-0	.000	0-0-0-0.0	0-0	0	0	0	0	0	0.0
<b>TOTAL</b>	<b>32-0</b>	<b>147-4.6</b>	<b>4-14</b>	<b>.286</b>	<b>2-8</b>	<b>.250</b>	<b>4-5</b>	<b>.800</b>	<b>2-12-14-0.5</b>	<b>22-0</b>	<b>15</b>	<b>7</b>	<b>0</b>	<b>4</b>	<b>14</b>	<b>0.5</b>

# BRENNAN CANADA

Sophomore | Forward | 6-6 | 198 lbs | Mount Sterling, Ky. | George Rogers Clark

# 14



Twitter: @brennanc14 | Instagram: @brennanc14

2020-21 SEASON/CAREER HIGHS		
<b>Points</b>		
Season	-	
Career	-	
<b>Rebounds</b>		
Season	-	
Career	-	
<b>Field Goals</b>		
Season	-	
Career	-	
<b>Field Goals Attempted</b>		
Season	-	
Career	-	
<b>3-Point Field Goals</b>		
Season	-	
Career	-	
<b>3-Point Field Goals Attempted</b>		
Season	-	
Career	-	
<b>Free Throws</b>		
Season	-	
Career	-	
<b>Free Throws Attempted</b>		
Season	-	
Career	-	
<b>Assists</b>		
Season	-	
Career	-	
<b>Steals</b>		
Season	-	
Career	-	
<b>Blocked Shots</b>		
Season	-	
Career	-	
<b>Minutes Played</b>		
Season	1, MOREHEAD STATE (11/25/20)	
Career	1, 4x, last MOREHEAD ST. (11/25/20)	
<b>MISCELLANEOUS</b>		
	<b>2020-21</b>	<b>CAREER</b>
Dunks	-	-
Double-Figure Scoring Games	-	-
Double-Figure Rebounding Games	-	-
Games With Double-Double	-	-
Games Led UK in Scoring	-	-
Games Led UK in Rebounding	-	-
Games Led UK in Assists	-	-
Games Led UK in Steals	-	-
Games Led UK in Blocks	-	-
Games With 3+ Assists	-	-
Games With 3+ Blocks	-	-
Games With 3+ Steals	-	-
Games With 3+ Three-Pointers	-	-

- Walk-on
- Saw action vs. Morehead State in the last minute
- Made four appearances in his first season
  - Made first appearance as a Wildcat in regular-season action vs. Eastern Kentucky
- Capped his high school career with 1,371 career points and 776 rebounds
  - Two-year captain
  - Named an All-10th Region First Team selection
  - Averaged 15.0 points and 9.5 rebounds per game as a senior
  - Had 13 double-doubles
  - Double-digit scorer over his final three seasons
  - Three-time All-District Team selection and a three-time All-District Tournament Team pick
  - Team claimed two District 40 titles
  - 10th Region runners-up in 2019

## BIO BLAST

**Birthday:** July 15

**Parents:** Melissa and Lynn Canada

**Major:** Communication

### I'll be your hero ...

His definition of a hero is someone who you can rely on and follow

### Fan of the Wildcats ...

Born in Lexington, Ky., and cheered for the Wildcats growing up. De'Aaron Fox is his favorite former Wildcat

### Giving back ...

Participated in Big Brothers, Big Sisters

## Game-By-Game Statistics

Opponent	Date	GS	Min	FG-A	Pct.	3FG-A	Pct.	FT-A	Pct.	Off-Def-Tot	PF	Ast	TO	Blk	Stl	Pts
MOREHEAD STATE	11/25/20	1	0-0	.000	0-0	.000	0-0	.000	0-0-0	0	0	0	0	0	0	0
RICHMOND	11/29/20															
vs. Kansas	12/1/20															
vs. Georgia Tech	12/6/20															
NOTRE DAME	12/12/20															
vs. North Carolina	12/19/20															
at Louisville	12/26/20															
at Mississippi State	1/2/21															
VANDERBILT	1/5/21															
at Florida	1/9/21															

## Career Statistics

Year	GP-GS	Min-Avg	FG-FGA	Pct	3FG-FGA	Pct	FT-FTA	Pct	Off-Def-Tot-Avg	PF-FO	Ast	TO	Blk	Stl	Pts	Avg
2019-20	4-0	3-0.8	0-0	.000	0-0	.000	0-0	.000	0-0-0-0.0	0-0	0	1	0	0	0	0.0
2020-21	1-0	1-1.0	0-0	.000	0-0	.000	0-0	.000	0-0-0-0.0	0-0	0	0	0	0	0	0.0
<b>TOTAL</b>	<b>5-0</b>	<b>4-0.8</b>	<b>0-0</b>	<b>.000</b>	<b>0-0</b>	<b>.000</b>	<b>0-0</b>	<b>.000</b>	<b>0-0-0-0.0</b>	<b>0-0</b>	<b>0</b>	<b>1</b>	<b>0</b>	<b>0</b>	<b>0</b>	<b>0.0</b>





# CAM'RON FLETCHER

Freshman | Forward | 6-6 | 215 lbs | St. Louis | Vashon

# 21



[@CamRonFletcher1](#)

[@camron](#)

2020-21 SEASON/CAREER HIGHS		
<b>Points</b>		
Season	9, MOREHEAD STATE (11/25/20)	
Career	9, MOREHEAD STATE (11/25/20)	
<b>Rebounds</b>		
Season	6, RICHMOND (11/29/20)	
Career	6, RICHMOND (11/29/20)	
<b>Field Goals</b>		
Season	4, MOREHEAD STATE (11/25/20)	
Career	4, MOREHEAD STATE (11/25/20)	
<b>Field Goals Attempted</b>		
Season	5, MOREHEAD STATE (11/25/20)	
Career	5, MOREHEAD STATE (11/25/20)	
<b>3-Point Field Goals</b>		
Season	1, MOREHEAD STATE (11/25/20)	
Career	1, MOREHEAD STATE (11/25/20)	
<b>3-Point Field Goals Attempted</b>		
Season	2, vs. Kansas (12/1/20)	
Career	2, vs. Kansas (12/1/20)	
<b>Free Throws</b>		
Season	-	
Career	-	
<b>Free Throws Attempted</b>		
Season	-	
Career	-	
<b>Assists</b>		
Season	3, MOREHEAD STATE (11/25/20)	
Career	3, MOREHEAD STATE (11/25/20)	
<b>Steals</b>		
Season	2, vs. Kansas (12/1/20)	
Career	2, vs. Kansas (12/1/20)	
<b>Blocked Shots</b>		
Season	-	
Career	-	
<b>Minutes Played</b>		
Season	17, MOREHEAD STATE (11/25/20)	
Career	17, MOREHEAD STATE (11/25/20)	
<b>MISCELLANEOUS</b>		
	<b>2020-21</b>	<b>CAREER</b>
Dunks	-	-
Double-Figure Scoring Games	-	-
Double-Figure Rebounding Games	-	-
Games With Double-Double	-	-
Games Led UK in Scoring	-	-
Games Led UK in Rebounding	-	-
Games Led UK in Assists	-	-
Games Led UK in Steals	2	2
Games Led UK in Blocks	-	-
Games With 3+ Assists	1	1
Games With 3+ Blocks	-	-
Games With 3+ Steals	-	-
Games With 3+ Three-Pointers	-	-

- Suspended for the Louisville game for conduct detrimental to the team but returned to the team the next week
  - Calipari: "We understood that this is for the long haul. This is to get you to change. There were a couple of other things that I said to him that I absolutely expected, that if you wanted to be a part of it, this is how this would be. And he was great. I think the kid feels bad, but he had to have a wake-up call. The conversation was, he came in and he hugged me. 'Coach, I'm telling you, I'm going to be a different guy.' Perfect.
- Logged his first career start vs. Richmond
- Did a little bit of everything for the Wildcats in his collegiate debut vs. Morehead State with nine points, five boards, three assists and a steal in an efficient 17 minutes
- Consensus four-star prospect who was ranked as high as No. 49 in the country by Rivals
- Averaged 20.6 points, 9.8 rebounds and 2.7 blocks per game to lead Vashon High School to the Missouri State High School Activities Association Class 4 state semifinals before postseason play was canceled
- Named the Missouri Basketball Coaches Association Class 4 Player of the Year and was a MBCAC CLASS 5 All-State Team selection
- Two-time state champion
- During the 2019 Nike Elite Youth Basketball League, averaged 11.8 points, 6.5 rebounds and 1.4 assists per game
- Climbed the rankings after his surge in the Nike EYBL circuit and a standout performance at the NBPA Top 100 Camp in 2019

## BIO BLAST

**Birthdate:** July 10

**Parents:** Tamika Fletcher and Michael Henderson

**Major:** Undeclared/exploratory studies in agriculture

**First flush ...**  
Dunked for the first time at age 13

**Few of his favorites ...**  
Movie is Boyz n the Hood and favorite food is chicken

**Best basketball memory ...**  
Winning the state championship

## Game-By-Game Statistics

Opponent	Date	GS	Min	FG-A	Pct.	3FG-A	Pct.	FT-A	Pct.	Off-Def-Tot	PF	Ast	TO	Blk	Stl	Pts
MOREHEAD STATE	11/25/20		17	4-5	.800	1-1	1.000	0-0	.000	1-4-5	3	3	0	0	1	9
RICHMOND	11/29/20 *		15	2-3	.667	0-0	.000	0-0	.000	2-4-6	2	0	2	0	1	4
vs. Kansas	12/1/20		13	0-2	.000	0-2	.000	0-0	.000	0-2-2	0	0	0	0	2	0
vs. Georgia Tech	12/6/20		1	0-0	.000	0-0	.000	0-0	.000	0-0-0	0	0	0	0	0	0
NOTRE DAME	12/12/20		4	0-1	.000	0-1	.000	0-0	.000	0-0-0	0	0	0	0	0	0
vs. North Carolina	12/19/20		2	0-0	.000	0-0	.000	0-0	.000	0-0-0	1	0	0	0	1	0
at Louisville	12/26/20									DNP - Suspended						
at Mississippi State	1/2/21									DNP - Coach's decision						
VANDERBILT	1/5/21									DNP - Coach's decision						
at Florida	1/9/21									DNP - Coach's decision						

## Career Statistics

Year	GP-GS	Min-Avg	FG-FGA	Pct	3FG-FGA	Pct	FT-FTA	Pct	Off-Def-Tot-Avg	PF-FO	Ast	TO	Blk	Stl	Pts	Avg
2020-21	6-1	52-8.7	6-11	.545	1-4	.250	0-0	.000	3-10-13-2.2	8-0	3	2	0	5	13	2.2
<b>TOTAL</b>	<b>6-1</b>	<b>52-8.7</b>	<b>6-11</b>	<b>.545</b>	<b>1-4</b>	<b>.250</b>	<b>0-0</b>	<b>.000</b>	<b>3-10-13-2.2</b>	<b>8-0</b>	<b>3</b>	<b>2</b>	<b>0</b>	<b>5</b>	<b>13</b>	<b>2.2</b>

# ISAIAH JACKSON

Freshman | Forward | 6-10 | 206 lbs | Pontiac, Mich. | Waterford Mott

# 23



[@IJackson22](#)

[@isaiahjackson22](#)

## 2020-21 SEASON/CAREER HIGHS

<b>Points</b>		
Season	9, 3x, last at Florida (1/9/21)	
Career	9, 3x, last at Florida (1/9/21)	
<b>Rebounds</b>		
Season	14, RICHMOND (11/29/20)	
Career	14, RICHMOND (11/29/20)	
<b>Field Goals</b>		
Season	4, 3x, last at Florida (1/9/21)	
Career	4, 3x, last at Florida (1/9/21)	
<b>Field Goals Attempted</b>		
Season	8, 2x, last vs. Georgia Tech (12/6/20)	
Career	8, 2x, last vs. Georgia Tech (12/6/20)	
<b>3-Point Field Goals</b>		
Season	-	
Career	-	
<b>3-Point Field Goals Attempted</b>		
Season	1, 2x, last vs. Kansas (12/1/20)	
Career	1, 2x, last vs. Kansas (12/1/20)	
<b>Free Throws</b>		
Season	3, at Louisville (12/26/20)	
Career	3, at Louisville (12/26/20)	
<b>Free Throws Attempted</b>		
Season	5, RICHMOND (11/29/20)	
Career	5, RICHMOND (11/29/20)	
<b>Assists</b>		
Season	4, vs. Georgia Tech (12/6/20)	
Career	4, vs. Georgia Tech (12/6/20)	
<b>Steals</b>		
Season	3, at Mississippi St. (1/2/21)	
Career	3, at Mississippi St. (1/2/21)	
<b>Blocked Shots</b>		
Season	8, vs. Kansas (12/1/20)	
Career	8, vs. Kansas (12/1/20)	
<b>Minutes Played</b>		
Season	32, vs. Georgia Tech (12/6/20)	
Career	32, vs. Georgia Tech (12/6/20)	
<b>MISCELLANEOUS</b>		
	<b>2020-21</b>	<b>CAREER</b>
Dunks	4	4
Double-Figure Scoring Games	-	-
Double-Figure Rebounding Games	3	3
Games With 3+ Assists	1	1
Games With 3+ Blocks	4	4
Games With 3+ Steals	1	1
Games With 3+ Three-Pointers	-	-

- Leads UK in rebounds per game (7.2) and leads the SEC in blocks per game (2.8)
- Solid all-around game at Florida with a career-high-tying nine points, six rebounds, four blocks and two assists
- Block percentage is 14.0%, sixth in the country and ahead of UK record-setting shot blockers Anthony Davis (13.8% in 2011-12) and Nerlens Noel (13.2% in 2012-13)
- Introduced himself to the nation with seven points, 12 rebounds, eight swats vs. Kansas
  - First UK player with eight or more blocks since Willie Cauley-Stein had nine against Boise State on Dec. 10, 2013, and the most ever by a Wildcat vs. an Associated Press top-10 opponent
- Despite tweaking his ankle vs. Morehead State, grabbed 14 rebounds and blocked two shots vs. Richmond
- Preseason watch list for Karl Malone Award, presented annually to the nation's best power forward by the Naismith Memorial Basketball Hall of Fame
- Considered a five-star prospect by Rivals, where he was ranked the No. 28 overall player in the class
- 2020 Big Blue Madness slam dunk contest champion
- Impressive athletic ability with an 86.5-inch wingspan and clocked the fastest 3/4-court sprint on the team at 3.21 seconds
- Averaged 19.7 points, 13.0 rebounds, 7.7 blocks, 3.3 assists and 2.1 steals per game for Waterford Mott his senior season
- Michigan All-State Division I (Associated Press) recipient and finalist for the Mr. Michigan Basketball award
- Three-time All-State selection and four-time conference defensive player of the year
- Led his high school to two district and two league championships
- During the Nike Elite Youth Basketball League in 2019, averaged 11.0 points, 6.2 rebounds and 2.7 blocks per game
- Named to the Jordan Brand Classic

## BIO BLAST

**Birthdate:** January 10

**Parents:** DeUngela and Wesley Jackson

**Major:** Undeclared/exploratory studies in agriculture

**First flush and favorite memory ...**  
Considers his favorite basketball memory to be his first dunk, which he did in the eighth grade at a basketball camp in Rochester, Michigan

**UK bigs ...**  
Favorite Wildcats are Anthony Davis and Karl-Anthony Towns

## Game-By-Game Statistics

Opponent	Date	GS	Min	FG-A	Pct.	3FG-A	Pct.	FT-A	Pct.	Off-Def-Tot	PF	Ast	TO	Blk	Stl	Pts
MOREHEAD STATE	11/25/20	*	17	4-5	.800	0-0	.000	1-2	.500	2-2-4	3	1	1	2	0	9
RICHMOND	11/29/20		25	2-8	.250	0-1	.000	2-5	.400	7-7-14	1	0	3	2	0	6
vs. Kansas	12/1/20	*	30	3-7	.429	0-1	.000	1-1	1.000	3-9-12	4	0	1	8	0	7
vs. Georgia Tech	12/6/20	*	32	4-8	.500	0-0	.000	1-1	1.000	3-9-12	3	4	3	1	1	9
NOTRE DAME	12/12/20	*	16	0-1	.000	0-0	.000	1-2	.500	2-3-5	3	1	0	1	0	1
vs. North Carolina	12/19/20	*	15	1-2	.500	0-0	.000	1-2	.500	1-4-5	5	0	2	1	0	3
at Louisville	12/26/20	*	21	2-6	.333	0-0	.000	3-4	.750	4-3-7	5	0	3	3	2	7
at Mississippi State	1/2/21	*	20	1-4	.250	0-0	.000	0-1	.000	1-1-2	2	1	1	4	3	2
VANDERBILT	1/5/21		16	1-2	.500	0-0	.000	2-2	1.000	2-3-5	2	0	0	2	0	4
at Florida	1/9/21		20	4-7	.571	0-0	.000	1-2	.500	1-5-6	1	2	4	4	1	9

## Career Statistics

Year	GP-GS	Min-Avg	FG-FGA	Pct	3FG-FGA	Pct	FT-FTA	Pct	Off-Def-Tot-Avg	PF-FO	Ast	TO	Blk	Stl	Pts	Avg
2020-21	10-7	212-21.2	22-50	.440	0-2	.000	13-22	.591	26-46-72-7.2	29-2	9	18	28	7	57	5.7
<b>TOTAL</b>	<b>10-7</b>	<b>212-21.2</b>	<b>22-50</b>	<b>.440</b>	<b>0-2</b>	<b>.000</b>	<b>13-22</b>	<b>.591</b>	<b>26-46-72-7.2</b>	<b>29-2</b>	<b>9</b>	<b>18</b>	<b>28</b>	<b>7</b>	<b>57</b>	<b>5.7</b>



# OLIVIER SARR

Senior | Forward | 7-0 | 237 lbs | Bordeaux, France | Wake Forest

# 30

[@sarr\\_olivier](#)

[@olivier\\_sarr](#)



2020-21 SEASON/CAREER HIGHS*		
<b>Points</b>		
Season	24, VANDERBILT (1/5/21)	
Career	30, NOTRE DAME (2/20/20)	
<b>Rebounds</b>		
Season	12, at Mississippi St. (1/2/21)	
Career	17, NOTRE DAME (2/20/20)	
<b>Field Goals</b>		
Season	11, NOTRE DAME (12/12/20)	
Career	12, NOTRE DAME (2/20/20)	
<b>Field Goals Attempted</b>		
Season	16, 2x, last at Mississippi St. (1/2/21)	
Career	18, vs. Pittsburgh (3/10/20)	
<b>3-Point Field Goals</b>		
Season	2, at Mississippi St. (1/2/21)	
Career	2, at Mississippi St. (1/2/21)	
<b>3-Point Field Goals Attempted</b>		
Season	2, at Mississippi St. (1/2/21)	
Career	3, 4x, last at Virginia (1/22/19)	
<b>Free Throws</b>		
Season	14, VANDERBILT (1/5/21)	
Career	14, VANDERBILT (1/5/21)	
<b>Free Throws Attempted</b>		
Season	17, VANDERBILT (1/5/21)	
Career	17, VANDERBILT (1/5/21)	
<b>Assists</b>		
Season	2, 4x, last at Florida (1/9/21)	
Career	4, at Pittsburgh (1/4/20)	
<b>Steals</b>		
Season	1, 3x, last at Florida (1/9/21)	
Career	4, NORTH CAROLINA A&T (12/21/19)	
<b>Blocked Shots</b>		
Season	3, NOTRE DAME (12/12/20)	
Career	5, at Charlotte (11/17/19)	
<b>Minutes Played</b>		
Season	38, RICHMOND (11/29/20)	
Career	38, RICHMOND (11/29/20)	
<b>MISCELLANEOUS</b>		
	<b>2020-21</b>	<b>CAREER*</b>
Dunks	6	56
Double-Figure		
Scoring Games	5	32
Double-Figure		
Rebounding Games	2	16
Games With		
Double-Double	2	13
Games Led UK		
in Scoring	2	11
Games Led UK		
in Rebounding	2	31
Games Led UK		
in Assists	-	2
Games Led UK		
in Steals	-	8
Games Led UK		
in Blocks	4	43
Games With		
3+ Assists	-	5
Games With		
3+ Blocks	1	6
Games With		
3+ Steals	-	1
Games With		
3+ Three-Pointers	-	-

\*includes Wake Forest statistics

- Averaging a team-best 16.0 points and 7.0 rebounds during the three-game winning streak
- Team-high two double-doubles this season
  - 17 points and 11 rebounds in a career-high 38 minutes vs. Richmond
  - 14 points, 12 rebounds and a career-high two 3-pointers in the nine-point comeback at Mississippi State, including the key 3-pointer in the second overtime
- Season-high 24 points with a 14-of-17 night at the foul line to go along with two blocks and seven boards in the win over Vanderbilt
- Led UK with 22 points, seven boards, three blocks and two assists against Notre Dame
- Granted immediate eligibility to play this season after transferring from Wake Forest
- Considered one of the top graduate transfers this offseason
- Preseason All-SEC Second Team selection by the coaches and the media
- Preseason watch list for Kareem Abdul-Jabbar Award, presented annually to the nation's best center by the Naismith Memorial Basketball Hall of Fame
- Top wingspan on the team at 87.5 inches
- All-Atlantic Coast Conference Third Team selection and runner-up for ACC Most Improved Player in 2019-20
- Appeared in 85 career games with 31 starts for Wake Forest
- Played in 30 games for Wake Forest last season with 15 starts
  - Averaged 13.7 points and 9.0 rebounds per game
  - Led the team with 11 double-doubles and 33 blocks
  - Scored in double figures in 23 games
  - Two-time ACC Player of the Week, becoming the 12th different Demon Deacon to win it twice in a season
  - Ended the season with six straight games in double figures, including 20 points and 13 rebounds vs. Pittsburgh in the finale
  - Also tallied eight offensive rebounds in the game vs. Pitt, which tied a school ACC Tournament record
  - Set career highs of 30 points and 17 rebounds vs. Notre Dame to become the third Deacon in the past 50 years to have a 30-and-15 game against an ACC opponent

## BIO BLAST

**Birthdate:** February 20

**Parents:** Marie and Massar Sarr

**Major:** Communication

**Renaissance Man ...**  
Hobbies include fishing, yoga, playing cards, reading, cooking

**Hidden talent ...**  
Can play the clarinet

**The Dream ...**  
Favorite basketball player is Hakeem Olajuwon

## Game-By-Game Statistics

Opponent	Date	GS	Min	FG-A	Pct.	3FG-A	Pct.	FT-A	Pct.	Off-Def-Tot	PF	Ast	TO	Blk	Stl	Pts
MOREHEAD STATE	11/25/20	*	21	4-6	.667	0-0	.000	0-0	.000	2-1-3	3	1	1	2	0	8
RICHMOND	11/29/20	*	38	5-13	.385	0-0	.000	7-11	.636	4-7-11	3	0	5	1	0	17
vs. Kansas	12/1/20	*	15	4-6	.667	0-0	.000	0-0	.000	2-4-6	4	1	0	2	0	8
vs. Georgia Tech	12/6/20	*	30	1-4	.250	0-0	.000	4-4	1.000	0-3-3	4	2	2	0	0	6
NOTRE DAME	12/12/20	*	34	11-16	.688	0-1	.000	0-1	.000	2-5-7	3	2	2	3	0	22
vs. North Carolina	12/19/20	*	19	0-0	.000	0-0	.000	2-4	.500	1-3-4	5	1	3	1	0	2
at Louisville	12/26/20	*	22	0-4	.000	0-0	.000	1-2	.500	0-1-1	3	0	2	1	0	1
at Mississippi State	1/2/21	*	37	6-16	.375	2-2	1.000	0-0	.000	6-6-12	2	1	3	2	1	14
VANDERBILT	1/5/21	*	28	5-10	.500	0-1	.000	14-17	.824	1-6-7	5	2	0	2	1	24
at Florida	1/9/21	*	24	5-8	.625	0-1	.000	0-0	.000	1-1-2	3	2	0	0	1	10

## Career Statistics

Year	GP-GS	Min-Avg	FG-FGA	Pct	3FG-FGA	Pct	FT-FTA	Pct	Off-Def-Tot-Avg	PF-FO	Ast	TO	Blk	Stl	Pts	Avg
2017-18	30-0	453-15.1	32-92	.348	6-24	.250	27-45	.600	30-59-89-3.0	76-2	11	32	21	10	97	3.2
2018-19	25-16	540-21.6	54-114	.474	4-16	.250	43-61	.705	58-79-137-5.5	72-2	12	37	25	10	155	6.2
2019-20	30-15	802-26.7	137-260	.527	1-7	.143	137-180	.761	80-190-270-9.0	94-4	28	47	35	12	412	13.7
2020-21	10-10	268-26.8	41-83	.494	2-5	.400	28-39	.718	19-37-56-5.6	35-2	12	18	14	3	112	11.2
<b>TOTAL</b>	<b>95-41</b>	<b>2063-21.7</b>	<b>264-549</b>	<b>.481</b>	<b>13-52</b>	<b>.250</b>	<b>235-325</b>	<b>.723</b>	<b>187-365-552-5.8</b>	<b>277-8</b>	<b>63</b>	<b>134</b>	<b>95</b>	<b>35</b>	<b>776</b>	<b>8.2</b>

# LANCE WARE

Freshman | Forward | 6-9 | 223 lbs | Camden, N.J. | Camden

# 55

[@lanceware12](#) | [@lance.ware](#)



2020-21 SEASON/CAREER HIGHS		
<b>Points</b>		
Season	4, 3x, last at Mississippi St. (1/2/21)	
Career	4, 3x, last at Mississippi St. (1/2/21)	
<b>Rebounds</b>		
Season	13, at Mississippi St. (1/2/21)	
Career	13, at Mississippi St. (1/2/21)	
<b>Field Goals</b>		
Season	2, 2x, last at Mississippi St. (1/2/21)	
Career	2, 2x, last at Mississippi St. (1/2/21)	
<b>Field Goals Attempted</b>		
Season	5, at Louisville (12/26/20)	
Career	5, at Louisville (12/26/20)	
<b>3-Point Field Goals</b>		
Season	-	
Career	-	
<b>3-Point Field Goals Attempted</b>		
Season	-	
Career	-	
<b>Free Throws</b>		
Season	2, 2x, last at Louisville (12/26/20)	
Career	2, 2x, last at Louisville (12/26/20)	
<b>Free Throws Attempted</b>		
Season	5, at Louisville (12/26/20)	
Career	5, at Louisville (12/26/20)	
<b>Assists</b>		
Season	4, at Mississippi St. (1/2/21)	
Career	4, at Mississippi St. (1/2/21)	
<b>Steals</b>		
Season	2, vs. North Carolina (12/19/20)	
Career	2, vs. North Carolina (12/19/20)	
<b>Blocked Shots</b>		
Season	2, 2x, last VANDERBILT (1/5/21)	
Career	2, 2x, last VANDERBILT (1/5/21)	
<b>Minutes Played</b>		
Season	35, at Mississippi St. (1/2/21)	
Career	35, at Mississippi St. (1/2/21)	
<b>MISCELLANEOUS</b>		
	<b>2020-21</b>	<b>CAREER</b>
Dunks	2	2
Double-Figure Scoring Games	-	-
Double-Figure Rebounding Games	1	1
Games With Double-Double	-	-
Games Led UK in Scoring	-	-
Games Led UK in Rebounding	1	1
Games Led UK in Assists	-	-
Games Led UK in Steals	1	1
Games Led UK in Blocks	2	2
Games With 3+ Assists	-	-
Games With 3+ Blocks	-	-
Games With 3+ Steals	-	-
Games With 3+ Three-Pointers	-	-

- Played an increased role over the last five games, averaging 18.0 minutes and 5.2 rebounds per game
- Made back-to-back starts
- Instrumental in the nine-point comeback at Mississippi State with a career-high 13 rebounds, a career-high four assists and four points in a career-high 35 minutes
- Solid breakthrough performance vs. North Carolina, scoring his first field goals in addition to seven rebounds in 21 minutes
- Grabbed five rebounds and blocked a team-high-tying two shots in his debut vs. Morehead State
- Four-star prospect ranked as high as No. 36 in the class by Rivals
- Physical forward with a prowess for rebounding
- 85-inch wingspan
- Led high school team to a 29-1 record his senior season
- Averaged 11.8 points, 7.9 rebounds, 1.3 assists, 1.4 steals and 1.3 blocks for a team that won its final 25 games
- Squad claimed the South Jersey, Group 2 championship and the No. 1 spot in the final NJ.com Top 50 rankings
- Named the NJ.com Player of the Year and was a NJ.com All-State First Team selection
- Averaged 11.4 points, 6.0 rebounds and 1.3 blocks per game during the Nike Elite Youth Basketball League in 2019
- Also performed well at the Peach Jam finals in 2019, averaging 14.4 points, 6.4 rebounds and 2.4 blocks per game
- Selected to the Allen Iverson Roundball Classic
- Began pursuing basketball as a future career after meeting and training with Louisville great Pervis Ellison in middle school

## BIO BLAST

**Birthday:** February 8

**Parents:** Monique Ripka and Stephen Ware

**Major:** Undeclared/exploratory studies in agriculture

**Why No. 55 ...**  
Because it is unique

**What's playing pregame ...**  
Drake

**Favorite memory on the court ...**  
Going 29-1 his final season of high school

## Game-By-Game Statistics

Opponent	Date	GS	Min	FG-A	Pct.	3FG-A	Pct.	FT-A	Pct.	Off-Def-Tot	PF	Ast	TO	Blk	Stl	Pts
MOREHEAD STATE	11/25/20	19	0-0	.000	0-0	.000	0-0	.000	0-5-5	3	0	0	2	1	0	
RICHMOND	11/29/20	2	0-0	.000	0-0	.000	0-0	.000	0-0-0	3	0	1	0	0	0	
vs. Kansas	12/1/20	10	0-0	.000	0-0	.000	1-2	.500	0-1-1	3	1	0	1	1	1	
vs. Georgia Tech	12/6/20	2	0-0	.000	0-0	.000	2-2	1.000	1-0-1	0	0	1	0	0	2	
NOTRE DAME	12/12/20	8	0-0	.000	0-0	.000	0-0	.000	0-2-2	1	0	1	0	0	0	
vs. North Carolina	12/19/20	21	2-3	.667	0-0	.000	0-0	.000	4-3-7	5	0	1	0	2	4	
at Louisville	12/26/20	13	1-5	.200	0-0	.000	2-5	.400	3-1-4	1	0	0	1	0	4	
at Mississippi State	1/2/21	35	2-4	.500	0-0	.000	0-0	.000	5-8-13	2	4	3	1	1	4	
VANDERBILT	1/5/21	*	15	0-0	.000	0-0	.000	1-2	.500	1-0-1	3	0	1	2	0	1
at Florida	1/9/21	*	6	0-0	.000	0-0	.000	0-0	.000	0-1-1	1	0	1	0	0	0

## Career Statistics

Year	GP-GS	Min-Avg	FG-FGA	Pct	3FG-FGA	Pct	FT-FTA	Pct	Off-Def-Tot-Avg	PF-FO	Ast	TO	Blk	Stl	Pts	Avg
2020-21	10-2	131-13.1	5-12	.417	0-0	.000	6-11	.545	14-21-35-3.5	22-1	5	9	7	5	16	1.6
<b>TOTAL</b>	<b>10-2</b>	<b>131-13.1</b>	<b>5-12</b>	<b>.417</b>	<b>0-0</b>	<b>.000</b>	<b>6-11</b>	<b>.545</b>	<b>14-21-35-3.5</b>	<b>22-1</b>	<b>5</b>	<b>9</b>	<b>7</b>	<b>5</b>	<b>16</b>	<b>1.6</b>

**THE STAT CREW SYSTEM**  
**Kentucky Combined Team Statistics (as of Jan 11, 2021)**  
**All games**

<b>RECORD:</b>	<b>OVERALL</b>	<b>HOME</b>	<b>AWAY</b>	<b>NEUTRAL</b>
ALL GAMES	4-6	2-2	2-1	0-3
CONFERENCE	3-0	1-0	2-0	0-0
NON-CONFERENCE	1-6	1-2	0-1	0-3

#	Player	gp-gs	min	avg	Total		3-Point		F-Throw		Rebounds				pf	dq	a	to	blk	stl	pts	avg							
					fg-fga	fg%	3fg-fga	3fg%	ft-fla	ft%	off	def	tot	avg															
03	Brandon Boston Jr.	10-10	308	30.8	46-128	.359	6-35	.171	30-37	.811	19	34	53	5.3	19	0	13	17	2	15	128	12.8							
12	Keion Brooks Jr.	1-0	25	25.0	6-8	.750	0-2	.000	0-0	.000	0	6	6	6.0	0	0	4	2	1	1	12	12.0							
30	Olivier Sarr	10-10	268	26.8	41-83	.494	2-5	.400	28-39	.718	19	37	56	5.6	35	2	12	18	14	3	112	11.2							
05	Terrence Clarke	7-6	219	31.3	31-72	.431	5-22	.227	8-17	.471	6	15	21	3.0	16	2	13	21	1	5	75	10.7							
10	Davin Mintz	10-6	293	29.3	34-84	.405	17-47	.362	18-28	.643	9	24	33	3.3	19	0	29	20	1	12	103	10.3							
02	Devin Askew	10-8	295	29.5	25-63	.397	8-22	.364	19-23	.826	4	21	25	2.5	18	0	28	22	3	11	77	7.7							
11	Dontae Allen	7-0	106	15.1	16-34	.471	13-25	.520	5-6	.833	1	11	12	1.7	8	0	0	5	3	0	50	7.1							
23	Isaiah Jackson	10-7	212	21.2	22-50	.440	0-2	.000	13-22	.591	26	46	72	7.2	29	2	9	18	28	7	57	5.7							
00	Jacob Toppin	10-0	138	13.8	19-42	.452	0-3	.000	4-6	.667	8	21	29	2.9	7	0	3	5	1	3	42	4.2							
21	Cam'Ron Fletcher	6-1	52	8.7	6-11	.545	1-4	.250	0-0	.000	3	10	13	2.2	8	0	3	2	0	5	13	2.2							
55	Lance Ware	10-2	131	13.1	5-12	.417	0-0	.000	6-11	.545	14	21	35	3.5	22	1	5	9	7	5	16	1.6							
13	Riley Welch	1-0	1	1.0	0-0	.000	0-0	.000	0-0	.000	0	0	0	0.0	0	0	0	0	0	0	0	0.0							
20	Zan Payne	1-0	1	1.0	0-0	.000	0-0	.000	0-0	.000	0	0	0	0.0	0	0	0	0	0	0	0	0.0							
14	Brennan Canada	1-0	1	1.0	0-0	.000	0-0	.000	0-0	.000	0	0	0	0.0	0	0	0	0	0	0	0	0.0							
Team											12	15	27												6				
Total.....		10	2050		251-587	.428	52-167	.311	131-189	.693	121	261	382	38.2	181	7	119	145	61	67	685	68.5							
Opponents.....		10	2050		242-598	.405	65-211	.308	122-177	.689	114	237	351	35.1	178	3	124	128	34	64	671	67.1							

TEAM STATISTICS	UK	OPP	Date	Opponent	Score	Att.		
SCORING	685	671	1	11/25/20	MOREHEAD STATE	w 81-45	3075	
Points per game	68.5	67.1	1	11/29/20	RV/RV RICHMOND	L 64-76	3075	
Scoring margin	+1.4	-	2	12/1/20	vs #7/5 Kansas	L 62-65	0	
FIELD GOALS-ATT	251-587	242-598	3	12/6/20	vs Georgia Tech	L 62-79	0	
Field goal pct	.428	.405		12/12/20	NOTRE DAME	L 63-64	3075	
3 POINT FG-ATT	52-167	65-211	4	12/19/20	vs #22/21 North Carolina	L 63-75	0	
3-point FG pct	.311	.308		12/26/20	at RV/RV Louisville	L 59-62	3281	
3-pt FG made per game	5.2	6.5	*	1/2/21	at Mississippi State	wo2 78-73	1000	
FREE THROWS-ATT	131-189	122-177	*	1/5/21	VANDERBILT	w 77-74	3075	
Free throw pct	.693	.689	*	1/9/21	at RV/RV Florida	w 76-58	2324	
F-Throws made per game	13.1	12.2						
REBOUNDS	382	351	* = Conference game					
Rebounds per game	38.2	35.1	1 = Bluegrass Showcase (Rupp Arena   Lexington, Ky.)					
Rebounding margin	+3.1	-	2 = Champions Classic (Bankers Life Fieldhouse   Indianapolis)					
ASSISTS	119	124	3 = Holiday Hoopsgiving (State Farm Arena   Atlanta)					
Assists per game	11.9	12.4	4 = CBS Sports Classic (Rocket Mortgage FieldHouse   Cleveland)					
TURNOVERS	145	128						
Turnovers per game	14.5	12.8						
Turnover margin	-1.7	-						
Assist/turnover ratio	0.8	1.0						
STEALS	67	64						
Steals per game	6.7	6.4						
BLOCKS	61	34						
Blocks per game	6.1	3.4						
ATTENDANCE	12300	6605						
Home games-Avg/Game	4-3075	3-2202						
Neutral site-Avg/Game	-	3-0						

Score by Periods	1st	2nd	OT	OT2	Totals
Kentucky	328	340	7	10	685
Opponents	331	328	7	5	671

**THE STAT CREW SYSTEM**  
**Kentucky Combined Team Statistics (as of Jan 11, 2021)**  
**Conference games only**

<b>RECORD:</b>	<b>OVERALL</b>	<b>HOME</b>	<b>AWAY</b>	<b>NEUTRAL</b>
ALL GAMES	3-0	1-0	2-0	0-0
CONFERENCE	3-0	1-0	2-0	0-0
NON-CONFERENCE	0-0	0-0	0-0	0-0

#	Player	gp-gs	min	avg	Total		3-Point		F-Throw		Rebounds				pf	dq	a	to	blk	stl	pts	avg
					fg-fga	fg%	3fg-fga	3fg%	ft-flt	ft%	off	def	tot	avg								
30	Olivier Sarr	3-3	89	29.7	16-34	.471	2-4	.500	14-17	.824	8	13	21	7.0	10	1	5	3	4	3	48	16.0
11	Dontae Allen	3-0	86	28.7	14-28	.500	11-19	.579	4-4	1.000	0	11	11	3.7	4	0	0	1	3	0	43	14.3
12	Keion Brooks Jr.	1-0	25	25.0	6-8	.750	0-2	.000	0-0	.000	0	6	6	6.0	0	0	4	2	1	1	12	12.0
02	Devin Askew	3-3	97	32.3	11-27	.407	3-6	.500	6-7	.857	2	5	7	2.3	8	0	13	6	2	6	31	10.3
10	Davin Mintz	3-3	112	37.3	11-25	.440	5-13	.385	4-7	.571	0	8	8	2.7	6	0	10	7	1	3	31	10.3
03	Brandon Boston Jr.	3-3	86	28.7	10-30	.333	1-3	.333	9-11	.818	1	7	8	2.7	6	0	4	1	1	7	30	10.0
00	Jacob Toppin	3-0	43	14.3	8-15	.533	0-0	.000	0-0	.000	3	8	11	3.7	3	0	1	0	1	1	16	5.3
23	Isaiah Jackson	3-1	56	18.7	6-13	.462	0-0	.000	3-5	.600	4	9	13	4.3	5	0	3	5	10	4	15	5.0
55	Lance Ware	3-2	56	18.7	2-4	.500	0-0	.000	1-2	.500	6	9	15	5.0	6	0	4	5	3	1	5	1.7
Team											6	2	8					4				
Total.....		3	650		84-184	.457	22-47	.468	41-53	.774	30	78	108	36.0	48	1	44	34	26	26	231	77.0
Opponents.....		3	650		74-189	.392	24-62	.387	33-50	.660	43	75	118	39.3	52	1	41	41	13	15	205	68.3

TEAM STATISTICS	UK	OPP	Date	Opponent	Score	Att.
SCORING	231	205	* 1/2/21	at Mississippi State	wo2 78-73	1000
Points per game	77.0	68.3	* 1/5/21	VANDERBILT	w 77-74	3075
Scoring margin	+8.7	-	* 1/9/21	at RV/RV Florida	w 76-58	2324
FIELD GOALS-ATT	84-184	74-189	* = Conference game			
Field goal pct	.457	.392	1 = Bluegrass Showcase (Rupp Arena   Lexington, Ky.)			
3 POINT FG-ATT	22-47	24-62	2 = Champions Classic (Bankers Life Fieldhouse   Indianapolis)			
3-point FG pct	.468	.387	3 = Holiday Hoopsgiving (State Farm Arena   Atlanta)			
3-pt FG made per game	7.3	8.0	4 = CBS Sports Classic (Rocket Mortgage FieldHouse   Cleveland)			
FREE THROWS-ATT	41-53	33-50				
Free throw pct	.774	.660				
F-Throws made per game	13.7	11.0				
REBOUNDS	108	118				
Rebounds per game	36.0	39.3				
Rebounding margin	-3.3	-				
ASSISTS	44	41				
Assists per game	14.7	13.7				
TURNOVERS	34	41				
Turnovers per game	11.3	13.7				
Turnover margin	+2.3	-				
Assist/turnover ratio	1.3	1.0				
STEALS	26	15				
Steals per game	8.7	5.0				
BLOCKS	26	13				
Blocks per game	8.7	4.3				
ATTENDANCE	3075	3324				
Home games-Avg/Game	1-3075	2-1662				
Neutral site-Avg/Game	-	0-0				

Score by Periods	1st	2nd	OT	OT2	Totals
Kentucky	98	116	7	10	231
Opponents	104	89	7	5	205



**THE STAT CREW SYSTEM**  
**Kentucky Team Game-by-Game Comparison (as of Jan 09, 2021)**  
**All games**

Opponent	1st	2nd	Score	Mar	Total FG	FG Pct	3-Pointers	3FG Pct	Free Throws	FT Pct	Rebounds	Assist	T/Over	Block	Steal	Fouls
MOREHEAD STATE	45/26	36/19	81-45	+36	33-59/17-50	.559/.340	6-16/3-21	.375/.143	9-14/8-16	.643/.500	37/25 +12	18/7	15/20	6/1	8/5	18/18
RV/RV RICHMOND	32/28	32/48	64-76	(12)	22-61/29-67	.361/.433	0-10/7-25	.000/.280	20-33/11-14	.606/.786	54/31 +23	5/15	21/10	3/2	4/10	15/24
#7/5 Kansas	35/29	27/36	62-65	(3)	22-61/20-67	.361/.299	3-21/5-21	.143/.238	15-20/20-30	.750/.667	43/47 (4)	8/9	16/11	12/4	7/8	26/16
Georgia Tech	27/34	35/45	62-79	(17)	22-49/31-60	.449/.517	8-20/8-21	.400/.381	10-11/9-11	.909/.818	28/23 +5	16/20	21/6	1/5	4/15	13/14
NOTRE DAME	26/48	37/16	63-64	(1)	27-62/23-52	.435/.442	5-23/7-21	.217/.333	4-6/11-12	.667/.917	30/34 (4)	14/9	11/16	4/4	6/4	16/12
#22/21 North Carolina	38/34	25/41	63-75	(12)	21-53/26-61	.396/.426	3-13/5-20	.231/.250	18-30/18-29	.600/.621	42/38 +4	8/14	16/11	4/3	5/2	30/25
RV/RV Louisville	27/28	32/34	59-62	(3)	20-58/22-52	.345/.423	5-17/6-20	.294/.300	14-22/12-15	.636/.800	40/35 +5	6/9	11/13	5/2	7/5	15/17
Mississippi State	30/35	31/26	78-73	+5	32-77/26-69	.416/.377	11-21/5-15	.524/.333	3-8/16-23	.375/.696	48/46 +2	18/17	18/16	10/7	10/10	15/14
VANDERBILT	33/40	44/34	77-74	+3	23-55/27-64	.418/.422	5-13/10-27	.385/.370	26-32/10-14	.813/.714	29/42 (13)	8/14	2/9	9/2	6/1	19/26
RV/RV Florida	35/29	41/29	76-58	+18	29-52/21-56	.558/.375	6-13/9-20	.462/.450	12-13/7-13	.923/.538	31/30 +1	18/10	14/16	7/4	10/4	14/12

Note: Game totals are displayed in the format TEAM/OPPONENT for each category

# BOX SCORES

## GAME ONE #1/9 KENTUCKY 81, MOREHEAD STATE 45

Official Basketball Box Score - Final  
**Morehead St. at Kentucky**  
 11:20 PM - Morehead, LaGrange  
 1/20/21 Morehead  
 Game Time: 6:00 PM  
 Game Duration: 2:12  
 Attendance: 3,075

Record: 0-1											Officials: Don Daley, Valerie Voyard, John Spier-Jones														
NO.	NAME	MIN	FG	3P	FT	Rebounds	Fouls	TP	AS	TO	ST	BLOCKS	PTS	REB	AST	TO	ST	BLOCKS	PTS	REB	AST	TO	ST	BLOCKS	
1	James Baker	F	26:16	3-12	0-3	4-4	2	2	2	3	10	0	3	1	3	1	3	27	10	0	0	0	0	0	0
22	Lu'Bayron	F	19:22	3-4	0-0	1-1	2	3	1	2	1	1	0	0	0	0	0	8	9	0	0	0	0	0	0
1	Devon Cooper	G	27:33	1-4	1-4	2-2	2	3	3	4	1	2	1	1	1	1	1	25	15	0	0	0	0	0	0
2	KJ Hunt	G	25:23	2-7	0-2	2-2	1	1	1	4	2	2	1	0	0	0	0	16	11	0	0	0	0	0	0
55	Tarrah Cooper	G	19:23	1-1	0-0	1-2	2	3	3	3	4	5	1	0	0	0	0	10	3	0	0	0	0	0	0
11	Hulland Dixon	G	28:04	4-10	2-7	1-2	3	3	2	2	11	0	0	0	0	0	0	27	16	0	0	0	0	0	0
4	John Brown	G	25:02	5-6	0-0	1-2	3	5	3	2	11	0	0	0	0	0	0	29	10	0	0	0	0	0	0
25	Drew Thelwell	19:28	0-3	0-0	0-1	0	1	1	3	0	0	1	0	0	1	0	1	13	0	0	0	0	0	0	0
13	Jaden Stanley-Williams	04:57	0-0	0-0	0-0	0	0	0	0	0	0	0	0	0	0	0	0	0	0	0	0	0	0	0	0
33	Jaylen Sebree	02:00	0-2	0-1	0-1	1	2	0	0	0	0	0	0	0	0	0	1	3	0	0	0	0	0	0	0
22	Jacobi Foster	02:26	0-0	0-0	0-0	0	0	0	0	0	0	0	0	0	0	0	1	0	0	0	0	0	0	0	0
Team			2	1	3	0	1	0	1	0	1	0	0	0	0	0	0	0	0	0	0	0	0	0	0
Totals			17-50	3-21	8-16	11	14	25	18	15	67	2	5	2	5	1	6	35	26	0	0	0	0	0	0

Record: 1-0											Technical Fouls: NONE														
NO.	NAME	MIN	FG	3P	FT	Rebounds	Fouls	TP	AS	TO	ST	BLOCKS	PTS	REB	AST	TO	ST	BLOCKS	PTS	REB	AST	TO	ST	BLOCKS	
23	Isiah Jackson	F	18:44	7-9	0-0	1-1	3	2	3	1	1	0	1	1	0	2	0	27	10	0	0	0	0	0	0
30	Oliver Sarr	F	21:40	4-6	0-0	2-2	3	3	3	3	8	0	0	2	2	0	2	24	11	0	0	0	0	0	0
2	Devin Askew	G	27:15	5-9	2-3	0-0	2	3	3	1	12	1	1	1	1	1	0	15	10	0	0	0	0	0	0
3	Brandon Boston Jr.	G	38:13	5-14	2-4	0-0	5	2	3	15	1	2	1	2	1	2	0	34	14	0	0	0	0	0	0
5	Terrance Clarke	G	31:24	5-9	2-5	1-1	4	1	8	12	4	2	3	0	0	0	0	33	10	0	0	0	0	0	0
10	Da'von Mintz	G	17:56	2-4	0-0	0-0	1	1	1	1	0	0	0	0	0	0	0	10	5	0	0	0	0	0	0
55	Lance Ware	G	18:59	0-0	0-0	0-0	1	1	1	0	0	0	0	0	0	0	0	0	0	0	0	0	0	0	0
11	Cam Ron Fletcher	08:29	1-4	0-0	0-0	2	2	0	0	1	2	1	0	1	0	1	0	6	1	0	0	0	0	0	0
1	Dontae Allen	05:58	1-3	1-2	1-1	1	1	1	1	4	0	0	0	0	0	0	0	6	1	0	0	0	0	0	0
13	Riley Welch	00:56	0-0	0-0	0-0	0	0	0	0	0	0	0	0	0	0	0	0	0	0	0	0	0	0	0	0
14	Brennan Canada	00:00	0-0	0-0	0-0	0	0	0	0	0	0	0	0	0	0	0	0	0	0	0	0	0	0	0	0
20	Zay Payne	00:56	0-0	0-0	0-0	0	0	0	0	0	0	0	0	0	0	0	0	0	0	0	0	0	0	0	0
Team			33	59	16-16	9-14	12	36	2	18	18	0	1	1	0	1	0	0	0	0	0	0	0	0	0
Totals			33-59	16-16	9-14	12	36	2	18	18	0	1	1	0	1	0	1	0	0	0	0	0	0	0	0

Record: 1-0											Technical Fouls: NONE														
NO.	NAME	MIN	FG	3P	FT	Rebounds	Fouls	TP	AS	TO	ST	BLOCKS	PTS	REB	AST	TO	ST	BLOCKS	PTS	REB	AST	TO	ST	BLOCKS	
23	Isiah Jackson	F	18:44	7-9	0-0	1-1	3	2	3	1	1	0	1	1	0	2	0	27	10	0	0	0	0	0	0
30	Oliver Sarr	F	21:40	4-6	0-0	2-2	3	3	3	3	8	0	0	2	2	0	2	24	11	0	0	0	0	0	0
2	Devin Askew	G	27:15	5-9	2-3	0-0	2	3	3	1	12	1	1	1	1	1	0	15	10	0	0	0	0	0	0
3	Brandon Boston Jr.	G	38:13	5-14	2-4	0-0	5	2	3	15	1	2	1	2	1	2	0	34	14	0	0	0	0	0	0
5	Terrance Clarke	G	31:24	5-9	2-5	1-1	4	1	8	12	4	2	3	0	0	0	0	33	10	0	0	0	0	0	0
10	Da'von Mintz	G	17:56	2-4	0-0	0-0	1	1	1	1	0	0	0	0	0	0	0	10	5	0	0	0	0	0	0
55	Lance Ware	G	18:59	0-0	0-0	0-0	1	1	1	0	0	0	0	0	0	0	0	0	0	0	0	0	0	0	0
11	Cam Ron Fletcher	08:29	1-4	0-0	0-0	2	2	0	0	1	2	1	0	1	0	1	0	6	1	0	0	0	0	0	0
1	Dontae Allen	05:58	1-3	1-2	1-1	1	1	1	1	4	0	0	0	0	0	0	0	6	1	0	0	0	0	0	0
13	Riley Welch	00:56	0-0	0-0	0-0	0	0	0	0	0	0	0	0	0	0	0	0	0	0	0	0	0	0	0	0
14	Brennan Canada	00:00	0-0	0-0	0-0	0	0	0	0	0	0	0	0	0	0	0	0	0	0	0	0	0	0	0	0
20	Zay Payne	00:56	0-0	0-0	0-0	0	0	0	0	0	0	0	0	0	0	0	0	0	0	0	0	0	0	0	0
Team			33	59	16-16	9-14	12	36	2	18	18	0	1	1	0	1	0	0	0	0	0	0	0	0	0
Totals			33-59	16-16	9-14	12	36	2	18	18	0	1	1	0	1	0	1	0	0	0	0	0	0	0	0

## GAME TWO RV/RV RICHMOND 76, #10/9 KENTUCKY 64

Official Basketball Box Score - Final  
**Richmond at Kentucky**  
 11:20 PM - Morehead, LaGrange  
 1/20/21 Morehead  
 Game Time: 6:00 PM  
 Game Duration: 2:12  
 Attendance: 3,075

Record: 0-2											Officials: Don Daley, Valerie Voyard, John Spier-Jones														
NO.	NAME	MIN	FG	3P	FT	Rebounds	Fouls	TP	AS	TO	ST	BLOCKS	PTS	REB	AST	TO	ST	BLOCKS	PTS	REB	AST	TO	ST	BLOCKS	
3	Tyler Burton	F	25:55	4-8	1-3	2-2	0	4	4	3	2	1	0	1	0	1	0	12	10	0	0	0	0	0	0
4	Nathan Gray	F	35:57	9-19	0-0	2-2	2	6	3	4	18	1	4	1	0	1	0	31	10	0	0	0	0	0	0
33	Grant Golden	F	20:44	4-9	1-1	0-0	2	2	3	3	3	5	1	1	0	0	0	15	10	0	0	0	0	0	0
00	Jacob Gilyard	G	35:30	5-13	0-0	0-0	4	4	3	1	6	6	1	5	0	0	0	15	10	0	0	0	0	0	0
1	Blake Francis	G	39:07	6-19	3-10	3-3	1	2	3	12	2	2	0	0	0	0	0	12	10	0	0	0	0	0	0
15	Isiah Grimes	F	14:50	1-2	0-0	0-0	1	1	5	2	0	0	0	0	0	0	0	11	10	0	0	0	0	0	0
22	Andre Gustavson	16:44	3-3	1-1	0-0	0	0	3	0	0	7	1	0	0	0	0	0	11	10	0	0	0	0	0	0
21	Isiah Wilson	06:33	0-0	0-0	0-0	0	0	0	0	1	0	0	0	0	0	0	0	0	0	0	0	0	0	0	0
2	Caseyanna Kneeland	05:20	0-0	0-0	0-0	0	0	0	0	0	0	0	0	0	0	0	0	0	0	0	0	0	0	0	0
Team			1	2	3	0	0	0	0	0	0	0	0	0	0	0	0	0	0	0	0	0	0	0	0
Totals			29-67	11-24	6-25	31	24	15	76	15	10	2	3	12	0	0	0	0	0	0	0	0	0	0	0

Record: 1-1											Technical Fouls: NONE													
NO.	NAME	MIN	FG	3P	FT	Rebounds	Fouls	TP	AS	TO	ST	BLOCKS	PTS	REB	AST	TO	ST	BLOCKS	PTS	REB	AST	TO	ST	BLOCKS
21	Cam Ron Fletcher	F	14:10	2-3	0-0	2	4																	

# BOX SCORES

## GAME 10 KENTUCKY 76, RV/FLORIDA 58

## GAME 11

## GAME 12



Official Basketball Box Score - Final  
Kentucky at Florida  
01/09/21 Evanchik Arena at Stephen C. O'Connell Center, Gainesville  
2020-21 Men's Basketball

Game Time: 1:00 PM  
Game Duration: 2:19  
Attendance: 2,324

Officials: Pat Adams, Don Daly, Vladimir Vlayevic Total

Kentucky - 76		Record: 4-13-0										Shooting By Period																													
NO.	Name	FG	3P	FT	Rebounds		Fouls		TP	AS	TO	ST	Blocks	pts	%																										
					off	tot	pp	ft																																	
30	Oliver Sarr	F	23-52	5-8	0-1	0-0	1	1	2	3	2	10	2	0	1	0	1	7	3PT%	15-31	48.4%																				
55	Lance Ware	F	05-54	0-0	0-0	0-0	0	1	1	1	1	0	0	1	0	0	0	2	FT%	4-7	57.1%																				
2	Devin Askew	G	20-58	2-5	1-1	4-4	0	3	3	3	2	9	3	3	1	1	1	15	2PT%	1-2	50%																				
3	Brandon Boston Jr.	G	28-22	9-8	1-2	6-6	1	3	4	1	3	13	2	0	4	0	2	8	3PT%	14-21	66.7%																				
10	Dawon Mintz	G	25-36	5-7	2-4	1	0	1	1	3	2	13	4	2	2	0	0	21	SPT%	2-6	33.3%																				
23	Isaiah Jackson	F	20-39	4-7	0-0	1-2	1	5	6	1	2	9	2	4	1	4	0	11	FT%	11-11	100%																				
11	Dontae Allen	F	21-44	2-5	2-3	0-0	0	2	2	0	0	6	0	0	0	1	0	11	GM FGM%	6-13	46.2%																				
12	Kelon Brooks Jr.	F	24-26	6-8	0-2	0-0	0	6	6	0	0	12	4	2	1	1	0	23	FT%	13-13	100%																				
0	Jacob Toppin	F	08-19	2-4	0-0	0-0	0	1	1	2	0	4	1	0	0	0	0	8	GM FGM%	29-52	55.8%																				
Team														3-2-5		0-2		0-0		0-0		0-0		0-0																	
Totals														29-52		6-13		13-13		0-25		31		14		12		76		13		14		10		7		4		18	

Florida - 58		Record: 5-3-2-2										Shooting By Period																													
NO.	Name	FG	3P	FT	Rebounds		Fouls		TP	AS	TO	ST	Blocks	pts	%																										
					off	tot	pp	ft																																	
5	Anthony Duraj	F	28-58	6-13	2-5	1-2	2	1	3	1	1	15	0	1	0	0	1	21	3PT%	6-11	54.5%																				
12	Colin Castleton	F	24-19	3-8	0-0	0-0	0	3	3	2	1	6	0	2	1	1	2	13	FT%	1-2	50%																				
1	Tre Mann	G	20-44	2-9	2-5	1-2	1	5	6	0	3	7	3	3	1	1	1	17	2PT%	10-28	35.7%																				
22	Tyree Appleby	G	23-30	4-9	1-3	1-3	1	2	2	2	10	1	3	0	0	0	1	7	SPT%	3-9	33.3%																				
23	Scottie Lewis	G	32-23	1-4	0-0	0-0	2	1	3	2	1	2	0	1	1	2	1	11	FT%	6-11	54.5%																				
5	Omar Payne	F	15-41	0-1	0-0	2-4	3	3	6	4	4	2	1	2	0	0	1	15	GM FGM%	21-52	37.5%																				
10	Noah Locke	F	23-03	2-7	1-4	0-0	1	0	1	0	0	5	2	0	0	0	0	5	SPT%	9-20	45.0%																				
15	Orlani Gato	F	04-20	0-8	0-0	0-0	1	1	2	0	0	0	1	1	0	0	0	5	FT%	2-2	100%																				
44	Niles Lane	F	01-50	0-0	0-0	0-0	0	0	0	0	0	0	0	0	0	0	0	4	GM FGM%	21-52	37.5%																				
9	Quess Glover	F	10-13	1-1	1-1	0-0	0	1	1	1	1	3	2	2	1	0	0	7	SPT%	9-20	45.0%																				
2	Samson Ruzhentssev	F	04-57	2-2	2-2	2-2	1	0	1	0	1	8	0	1	0	0	0	5	FT%	2-2	100%																				
Team														11-2		0		0		0		0		0		0		0		0											
Totals														51-98		9-20		7-13		13		17		30		12		14		58		10		16		4		7		18	

KTY		FLA		Points from		Period by Period Scoring	
Biggest lead	25 (2 <sup>nd</sup> 8:20)	Turnovers	25	1st	35	2nd	41
Best Scoring Run	13 (2 <sup>nd</sup> 8:03)	Fast Breaks	10	3rd	35	4th	76
Lead Changes	3	Bench	1	TOT	109		
Times Tied	3						
Time with Lead	32:16	05:02	1	31	18		

## GAME 13

## GAME 14

## GAME 15

## GAME 16

## GAME 17

## GAME 18

