



# CRIMSON TIDE

BASKETBALL

20 NCAA Appearances » 13 Combined SEC Titles » 2nd in SEC History in Total League Wins » 2nd in SEC History in Winning Percentage

## GAME 17 9/8 ALABAMA VS KENTUCKY

JANUARY 26, 2021 / 6 P.M. CT / TUSCALOOSA, ALA.  
COLEMAN COLISEUM (2,055)

TV: ESPN

(Play-By-Play: Karl Ravech, Analyst: Dick Vitale)

RADIO: CRIMSON TIDE SPORTS NETWORK

(Play-By-Play: Chris Stewart, Analyst: Bryan Passink, Sideline: Roger Hoover)  
Sirius/XM Channel: 81/81

### CRIMSON TIDE

2020-21 Record	13-3
2020-21 SEC Record	8-0
KenPom/NET Rankings	10/9
Leading Scorer	John Petty Jr. (14.1)
Leading Rebounder	Herbert Jones (5.7)
Leader in Assists	Jahvon Quinerly (3.4)
Head Coach	Nate Oats
Record at Alabama (Years)	29-18 (2nd)
Career Record (Years)	125-61 (6th)

### WILDCATS

2020-21 Record	5-9
2020-21 SEC Record	4-3
KenPom/NET Rankings	53/82
Leading Scorer	Brandon Boston Jr. (12.4)
Leading Rebounder	Isaiah Jackson (7.0)
Leader in Assists	Devin Askew (2.9)
Head Coach	John Calipari
Record at Kentucky (Years)	335-86 (12th)
Career Record (Years)	780-226 (29th)

### NUGGETS YOU NEED TO KNOW

- Alabama will square off against the Kentucky Wildcats for the second time this season when the two teams meet on Tuesday night inside Coleman Coliseum (6 p.m. CT on ESPN). In the first meeting which was played at Rupp Arena just two weeks ago, the Crimson Tide captured an 85-65 victory to snap an eight-game losing streak in Lexington.
- The last time that Alabama defeated Kentucky twice in the same season came 32 years ago during the 1988-89 season. That year, the Crimson Tide captured a 76-64 victory over the Wildcats in Tuscaloosa and followed that with a 71-67 victory in Lexington. Furthermore, UA will be looking for its first back-to-back wins in the series since capturing wins in 2000-01 and 2001-02. In all, Kentucky owns a 114-39 lead in the all-time series including a 20-18 record in its games played inside Coleman Coliseum.
- The Tide enters the contest having won nine straight and 10 of its last 11 games following an 81-73 victory over Mississippi State last Saturday night. It marked the sixth consecutive game that Alabama has eclipsed the 80-point mark, marking the first time that has occurred since opening the 1985-86 season with six-straight 80-point games.
- Alabama will be looking to win its 10th straight game which would mark the longest winning streak since starting the 1996-97 campaign with 10 consecutive victories before suffering its first setback.
- Alabama is one of only five teams across the nation which is ranked in the top-15 in both offensive and defensive efficiency according to KenPom.com (as of 1/25). The Crimson Tide currently rank No. 13 in offensive efficiency and No. 11 in defensive efficiency among the top-20 in the nation in both offensive and defensive efficiency, according to KenPom.com. Joining Alabama in the stat is Gonzaga (2/11), Baylor (3/1), Michigan (7/5) and Texas (15/8).
- Alabama vaulted up the national rankings, checking it at No. 9 in the Associated Press Top-25 and tied at No. 8 in the USA Today Coaches poll. It's the first time since the first week of January of 2007 that UA has earned a top-10 national ranking in the AP Poll.
- The Tide is ranked No. 9 in the NCAA NET rankings (as of 1/25) which leads all SEC teams. Alabama is one of six SEC teams ranked among the top-35, which also includes No. 12 Tennessee, No. 23 Missouri, No. 26 Florida, No. 32 Arkansas and No. 35 LSU. UA owns a record of 4-0 against Quad 1 opponents and 5-2 versus Quad 2 foes.

## 2020-21 SCHEDULE

Opponent	TV	Time (CT)/Result
<b>NOVEMBER</b>		
25 JACKSONVILLE STATE	SEC Network	W, 81-57
30 vs. Stanford <sup>1</sup>	ESPN2	L, 64-82
<b>DECEMBER</b>		
1 vs. UNLV <sup>1</sup>	ESPN2	W, 86-74
2 vs. Providence <sup>1</sup>	ESPN2	W, 88-71
12 vs. Clemson <sup>2</sup>	ACCN+	L, 56-64
15 FURMAN	SEC Network	W, 83-80
19 WESTERN KENTUCKY	ESPNU	L, 71-73
22 EAST TENNESSEE ST	SEC Network+	W, 85-69
29 OLE MISS*	SEC Network	W, 82-64
<b>JANUARY</b>		
2 at <sup>7/8</sup> Tennessee*	ESPN2	W, 71-63
5 FLORIDA*	ESPN2	W, 86-71
9 at Auburn*	ESPN2	W, 94-90
12 at Kentucky*	ESPN	W, 85-65
16 ARKANSAS*	SEC Network	W, 90-59
19 at LSU*	ESPN2	W, 105-75
23 MISSISSIPPI STATE*	SEC Network	W, 81-73
26 KENTUCKY*	ESPN	6 p.m.
30 at <sup>24/RV</sup> Oklahoma <sup>3</sup>	ESPN2	11 a.m.
<b>FEBRUARY</b>		
3 LSU*	ESPN2/ESPNU	6 p.m.
6 at Missouri*	SEC Network	7:30 p.m.
9 at South Carolina*	SEC Network	5:30 p.m.
13 GEORGIA*	SEC Network	2:30 p.m.
17 at Texas A&M*	SEC Network	8 p.m.
20 VANDERBILT*	SEC Network	12 p.m.
24 at Arkansas*	ESPN2/ESPNU	8 p.m.
27 at Mississippi State*	SEC Network	7:30 p.m.
<b>MARCH</b>		
2 AUBURN*	ESPN/ESPN2/ESPNU	6 p.m.
10-14 at SEC Tournament <sup>4</sup>	TBD	TBD

- 1 Maui Invitational (Asheville, N.C.)
- 2 Holiday Hoopsgiving (Atlanta, Ga.)
- 3 SEC/Big 12 Challenge
- 4 SEC Tournament (Nashville, Tenn.)



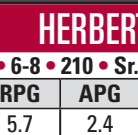
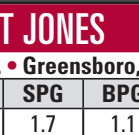
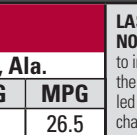
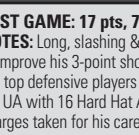


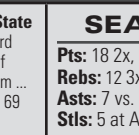

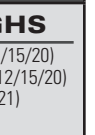
\* Southeastern Conference game  
BOLD indicates home game  
Rankings listed are AP/Coaches

Follow us on Twitter, Instagram and Facebook at @AlabamaMBB



Follow ALABAMA MEN'S BASKETBALL on the social media sites listed for up-to-date news, exclusive content and more.

2020-21 OVERALL RECORDS • 13-3 / SEC • 8-0 / HOME • 7-1 / AWAY • 4-0 / NEUTRAL • 2-2  
 PREVIOUS GAME STARTERS HIGHLIGHTED IN SHADED BOX

1		<b>HERBERT JONES</b>					<b>LAST GAME:</b> 17 pts, 7 asts, 5 rebs, 4 stls, 3 blks vs. Miss. State <b>NOTES:</b> Long, slashing & athletic lefty who worked tremendously hard to improve his 3-point shot in the offseason ... 3-year captain & one of the top defensive players in the nation ... 2020 SEC All-Defensive Team ... led UA with 16 Hard Hat Awards & 593 Blue Collar points last year ... 69 charges taken for his career ... Academic All-District (2019).	<b>SEASON HIGHS</b> <b>Pts:</b> 18 2x, last vs. Furman (12/15/20) <b>Rebs:</b> 12 3x, last vs. Furman (12/15/20) <b>Asts:</b> 7 vs. Miss. State (1/21/21) <b>Stls:</b> 5 at Auburn (1/9/21)			
		F/G • 6-8 • 210 • Sr. • Greensboro, Ala.									
		PPG	RPG	APG	SPG	BPG			MPG		
						12.9	5.7	2.4	1.7	1.1	26.5
2		<b>JORDAN BRUNER</b>					<b>LAST GAME:</b> DNP vs. Mississippi State <b>NOTES:</b> High level defender & shot-blocker ... first-team All-Ivy League last season at Yale ... the only player in Yale history to record a triple-double ... high IQ player ... ability to knock down three-pointers & make precision passes ... Oats was the first to contact him when he entered portal ... came to Alabama because of style of play fit him best.	<b>SEASON HIGHS</b> <b>Pts:</b> 14 vs. WKU (12/19/20) <b>Rebs:</b> 8 vs. ETSU (12/22/20) <b>Asts:</b> 4 4x, last at Auburn (1/9/21) <b>Stls:</b> 5 vs. Clemson (12/12/20)			
		F • 6-10 • 225 • Gr. • Columbia, S.C.									
		PPG	RPG	APG	SPG	BPG			MPG		
						7.8	5.3	1.8	1.5	1.2	22.0
3		<b>ALEX REESE</b>					<b>LAST GAME:</b> 11 pts, 4 rebs vs. Mississippi State <b>NOTES:</b> Stretch four who can play inside but is at his best when he takes advantage of mismatches ... one of the team's most experienced players and outside shooters ... led Alabama in blocked shots last season ... one of the team's top rebounders ... coming off a season in which he set career highs in most every category.	<b>SEASON HIGHS</b> <b>Pts:</b> 11 vs. Miss. State (1/23/21) <b>Rebs:</b> 5 3x, last vs. Clemson (12/12/20) <b>Asts:</b> 2 2x, last vs. Ole Miss (12/29/20) <b>Blks:</b> 3 vs. Florida (1/5/21)			
		F • 6-9 • 230 • Sr. • Pelham, Ala.									
		PPG	RPG	APG	SPG	BPG			MPG		
						4.8	2.8	0.6	0.5	0.5	14.7
4		<b>JUWANA GARY</b>					<b>LAST GAME:</b> 2 pts, 1 ast vs. Mississippi State <b>NOTES:</b> Strong, athletic power forward who sat out the 2019-20 season after suffering a knee injury ... strong around the post and gives the Tide another big body inside ... capable of playing outside the arc but specializes inside the paint and on the boards ... came to Alabama as a top-100 recruit (No. 64 by ESPN).	<b>SEASON HIGHS</b> <b>Pts:</b> 10 vs. Furman (12/15/20) <b>Rebs:</b> 5 at Kentucky (1/12/21) <b>Asts:</b> 1 vs. Miss. State (1/23/21) <b>Blks:</b> 3 vs. Arkansas (1/16/21)			
		F • 6-6 • 218 • R-Fr. • Columbia, S.C.									
		PPG	RPG	APG	SPG	BPG			MPG		
						2.3	1.5	0.1	0.3	0.3	5.7
5		<b>JADEN SHACKELFORD</b>					<b>LAST GAME:</b> 12 pts, 4 rebs, 3 asts, 2 stls vs. Mississippi State <b>NOTES:</b> One of the top shooters in the SEC ... left-handed shooter who primarily plays at the 2 ... Freshman All-SEC honoree last year ... finished the 2019-20 season with 84 threes made including 55 coming in league play which led the SEC ... capable of scoring from anywhere on the court ... terrific finisher around the rim.	<b>SEASON HIGHS</b> <b>Pts:</b> 26 vs. ETSU (12/22/20) <b>Rebs:</b> 12 vs. Jax State (11/25/20) <b>Asts:</b> 8 at LSU (1/19/21) <b>Stls:</b> 2 3x, last at Tennessee (1/2/21)			
		G • 6-3 • 200 • So. • Hesperia, Calif.									
		PPG	RPG	APG	SPG	BPG			MPG		
						13.1	4.1	2.4	0.8	0.1	29.0
11		<b>JOSH PRIMO</b>					<b>LAST GAME:</b> 16 pts, 3 rebs vs. Mississippi State <b>NOTES:</b> Combo guard who is one of the top young players in the nation ... reclassified from 2021 class into 2020 class and was a 5-star prospect who was ranked No. 19 overall ... lengthy, athletic and versatile player who is one of the top players in all of Canada ... was AAU teammates with fellow freshman Keon Ambrose-Hylton.	<b>SEASON HIGHS</b> <b>Pts:</b> 22 2x, last at LSU (1/19/21) <b>Rebs:</b> 6 vs. Ole Miss (12/29/20) <b>Asts:</b> 3 3x, last vs. Arkansas (1/16/21) <b>Stls:</b> 4 at Kentucky (1/12/21)			
		G • 6-6 • 190 • Fr. • Toronto, Ontario									
		PPG	RPG	APG	SPG	BPG			MPG		
						9.1	3.4	1.1	0.9	0.2	23.3
12		<b>DARIUS MILES</b>					<b>LAST GAME:</b> DNP vs. Mississippi State <b>NOTES:</b> Late signee who came to Alabama from IMG Academy ... a wiry, aggressive player who can slash to the basket ... capable of making the three-point shot ... runs the floor well and is at his best in transition ... solid rebounder ... listed as a 4-star signee and the 26th-best small forward in the nation by Rivals.	<b>SEASON HIGHS</b> <b>Pts:</b> 9 at LSU (1/19/21) <b>Rebs:</b> 2 vs. Jax State (11/25/20) <b>Asts:</b> <b>Stls:</b> 1 vs. Stanford (11/30/20)			
		F • 6-6 • 185 • Fr. • Washington, D.C.									
		PPG	RPG	APG	SPG	BPG			MPG		
						3.0	0.6	0.0	0.1	0.1	4.3
13		<b>JAHVON QUINERLY</b>					<b>LAST GAME:</b> 4 pts, 5 asts, 3 rebs vs. Mississippi State <b>NOTES:</b> Transfer from Villanova who was denied a waiver by the NCAA to play last year ... applied his year out to get better, learn Oats' system and improve his overall game ... helped create the "Jelly" fad & has over 420k followers on Instagram ... a 2018 McDonald's All-American ... ranked No. 26 in ESPN's 2018 Top 100.	<b>SEASON HIGHS</b> <b>Pts:</b> 24 vs. Ole Miss (12/29/20) <b>Rebs:</b> 5 vs. Ole Miss (12/29/20) <b>Asts:</b> 9 vs. ETSU (12/22/20) <b>Stls:</b> 3 vs. Stanford (11/30/20)			
		G • 6-1 • 175 • So. • Hackensack, N.J.									
		PPG	RPG	APG	SPG	BPG			MPG		
						12.5	2.1	3.4	0.8	0.1	25.1
14		<b>KEON ELLIS</b>					<b>LAST GAME:</b> 3 pts, 4 rebs, 3 stls, 2 ast, 2 blks vs. Miss. State <b>NOTES:</b> Smooth 2-guard who is a terrific shooter and very capable defender ... also brings a veteran quality to the Tide after spending two years at Florida Southwestern State College ... earned NJCAA All-America honors and was ranked as the No. 1 JUCO player in the nation ... older brother played D-I basketball Jacksonville University.	<b>SEASON HIGHS</b> <b>Pts:</b> 16 vs. Florida (1/5/21) <b>Rebs:</b> 8 vs. Florida (1/5/21) <b>Asts:</b> 2 3x, last vs. Miss. State (1/23/21) <b>Stls:</b> 3 vs. Miss. State (1/23/21)			
		G • 6-6 • 170 • Jr. • Eustis, Fla.									
		PPG	RPG	APG	SPG	BPG			MPG		
						3.8	2.7	0.9	1.0	0.3	14.3
22		<b>KEON AMBROSE-HYLTON</b>					<b>LAST GAME:</b> 4 pts, 3 rebs vs. Mississippi State <b>NOTES:</b> Athletic and powerful big man ... has a high motor and can run the floor ... blue-collar work ethic and is always the first one in the gym ... his strength is around the rim where he can use his explosiveness and athletic ability ... teammates alongside Josh Primo for UPlay AAU in Canada ... rated as one of the top prep players in all of Canada.	<b>SEASON HIGHS</b> <b>Pts:</b> 4 3x, last vs. Miss. State (1/21/21) <b>Rebs:</b> 4 vs. Arkansas (1/16/21) <b>Asts:</b> 2 at LSU (1/19/21) <b>Blks:</b>			
		F • 6-8 • 210 • Fr. • Toronto, Ontario									
		PPG	RPG	APG	SPG	BPG			MPG		
						1.5	1.0	0.2	0.1	0.0	5.0
23		<b>JOHN PETTY JR.</b>					<b>LAST GAME:</b> 16 pts, 3 rebs vs. Mississippi State <b>NOTES:</b> The top three-point shooter in the SEC and one of the best shooters in the nation ... on verge of breaking nearly every three-point record in program history ... Jerry West Award Preseason Watch List ... Preseason All-SEC First Team ... tested NBA waters and was one of the last players to withdraw name.	<b>SEASON HIGHS</b> <b>Pts:</b> 24 at LSU (1/19/21) <b>Rebs:</b> 8 at Auburn (1/9/21) <b>Asts:</b> 6 2x, last vs. Furman (12/15/20) <b>Stls:</b> 4 vs. WKU (12/19/20)			
		G • 6-5 • 184 • Sr. • Huntsville, Ala.									
		PPG	RPG	APG	SPG	BPG			MPG		
						14.1	5.1	2.2	1.2	0.3	30.5
33		<b>JAMES ROJAS</b>					<b>LAST GAME:</b> DNP vs. Mississippi State <b>NOTES:</b> Sat out last season after suffering knee injury prior to the year ... JUCO All-America at Hutchison CC ... effective around the basket and can knock down threes ... strong post-presence and solid post-defender ... plays with a toughness and a chip on his shoulder ... from same hometown at assistant coach Bryan Hodgson.	<b>SEASON HIGHS</b> <b>Pts:</b> 15 vs. Florida (1/5/21) <b>Rebs:</b> 7 3x, last vs. Florida (1/5/21) <b>Asts:</b> 1 5x last at LSU (1/19/21) <b>Stls:</b> 2 vs. Furman (12/15/20)			
		F • 6-8 • 220 • Jr. • Jamestown, N.Y.									
		PPG	RPG	APG	SPG	BPG			MPG		
						3.6	4.0	0.6	0.6	0.3	14.5

LAST TIME OUT: ALABAMA 81, MISSISSIPPI STATE 73 [TUSCALOOSA, ALA. | 1/23/21]



Official Basketball Box Score - Final  
**Mississippi St. at Alabama**  
 01/23/21 Coleman Coliseum, Tuscaloosa  
 2020-21 Men's Basketball

Game Time: 5:00 PM  
 Game Duration: 1:53  
 Attendance: 2,055

Officials: Terry Wymer, Todd Austin, Owen Shurt

Mississippi St. - 73

Record: 9-7 (4-4)

NO.	Name	Pos	Min	FG M-A	3P M-A	FT M-A	Rebounds		Fouls		TP	AS	TO	ST	Blocks		+/-
							OR	DR	PF	FD					BS	BA	
0	Jalen Johnson	F	04:08	0-0	0-0	0-0	0	0	0	0	1	0	0	0	0	0	-2
24	Abdul Ado	F	31:32	3-3	0-0	0-0	0	1	1	0	0	6	0	0	1	3	-3
35	Tolu Smith	F	31:52	4-6	0-0	0-0	4	5	9	3	1	8	2	4	3	0	-2
1	Iverson Molinar	G	34:58	5-19	1-4	8-8	0	2	2	0	5	19	1	1	3	0	-12
3	D.J. Stewart Jr.	G	33:02	9-21	2-6	7-7	0	3	3	2	3	27	2	3	4	1	0
4	Cameron Matthews	G	32:02	3-6	0-2	0-0	2	5	7	1	0	6	0	2	2	0	-5
2	Javian Davis	G	13:16	1-2	0-0	0-2	2	2	4	1	1	2	0	0	0	1	-4
5	Deivon Smith	G	15:50	2-4	1-2	0-0	1	1	2	3	1	5	2	3	0	0	-5
32	Quinten Post	G	03:20	0-0	0-0	0-0	0	1	1	1	0	0	0	1	0	0	-7
Team							2	5	7	0	0	1					
<b>Totals</b>			27:61	4-14	15-17	11-25	25	36	12	12	73	7	16	13	5	6	-8

Shooting By Period		
1 <sup>st</sup> FG%	16-30	53.3%
3PT%	1-4	25.0%
FT%	2-4	50%
2 <sup>nd</sup> FG%	11-31	35.5%
3PT%	3-10	30.0%
FT%	13-13	100%
GM FG%	27-61	44.3%
3PT%	4-14	28.6%
FT%	15-17	88.2%

Dead Ball Rebounds: 1, 0

Technical Fouls: NONE

Alabama - 81

Record: 13-3 (8-0)

NO.	Name	Pos	Min	FG M-A	3P M-A	FT M-A	Rebounds		Fouls		TP	AS	TO	ST	Blocks		+/-	
							OR	DR	PF	FD					BS	BA		
3	Alex Reese	F	27:48	4-8	1-5	2-2	0	4	4	2	11	1	3	0	0	2	2	
1	Herbert Jones	G	36:44	5-8	2-4	5-7	1	4	5	1	6	17	7	3	4	3	1	14
5	Jaden Shackelford	G	28:56	5-11	2-5	0-0	2	2	4	0	1	12	3	3	2	0	-1	
11	Joshua Primo	G	22:17	6-9	4-5	0-0	1	2	3	4	0	16	0	1	0	0	5	
23	John Petty Jr.	G	32:08	4-12	4-10	0-0	1	2	3	2	1	12	2	1	2	1	0	
4	Juwan Gary	G	05:51	0-2	0-0	2-2	0	0	0	1	1	2	1	0	0	0	-1	
13	Jahvon Quinerly	F	23:08	1-7	0-3	2-2	1	2	3	1	1	4	5	2	1	0	2	
14	Keon Ellis	F	13:09	1-2	1-2	0-0	1	3	4	1	0	3	2	1	3	2	0	
22	Keon Ambrose-Hylton	F	09:59	2-2	0-0	0-0	0	3	3	0	1	4	0	0	1	0	8	
Team							1	2	3	0	0	1						
<b>Totals</b>			28:61	14-34	11-13	8-24	32	12	12	81	21	15	13	6	5	8		

Shooting By Period		
1 <sup>st</sup> FG%	14-31	45.2%
3PT%	9-19	47.4%
FT%	3-4	75%
2 <sup>nd</sup> FG%	14-30	46.7%
3PT%	5-15	33.3%
FT%	8-9	88.9%
GM FG%	28-61	45.9%
3PT%	14-34	41.2%
FT%	11-13	84.6%

Dead Ball Rebounds: 2, 0

Technical Fouls: NONE

	MSU	Bama
Biggest lead	6 (1 <sup>st</sup> 12:27)	11 (2 <sup>nd</sup> 17:32)
Best Scoring Run	7 (1 <sup>st</sup> 14:59)	8 (1 <sup>st</sup> 0:28)
Lead Changes	13	
Times Tied	5	
Time with Lead	08:29	27:42

Points from	MSU	Bama
Turnovers	18	18
Paint	38	26
Second Chance	8	7
Fast Breaks	8	16
Bench	13	13

	Period by Period Scoring		
	1st	2nd	TOT
MSU	35	38	73
Bama	40	41	81

**TUSCALOOSA, Ala.** – Five players reached double figures as Alabama used clutch shooting and timely defensive stops down the stretch to hold on and defeat Mississippi State, 81-73, on Saturday night inside Coleman Coliseum. The Crimson Tide (13-3, 8-0 SEC) secured its ninth consecutive win.

The eight league wins matches the team's conference win total last season and equals the second-best start to SEC play in school history, matching the 8-0 starts by both the 1986-87 and 1974-75 teams. Only the famed 1955-56 Rocket 8 team had a better start in conference action, finishing that season with a perfect 14-0 league mark.

Forward Herbert Jones led the Tide with 17 points, seven assists, four steals and three blocks in the victory. He also claimed his team-leading eighth Hard Hat Award and led the team in plus/minus (+14). Guard Joshua Primo finished with 16 points including going 4-of-5 from beyond the arc. Guards John Petty Jr. (12) and Jaden Shackelford (12) along with forward Alex Reese (11) also reached double figures on the night.

**Coach Nate Oats Postgame Comments**

"It is always good to get a win. I think it was good to play in a close game as well. We have been hitting shots at a pretty good pace and blowing teams out, so it was good to get in a late game situation. I am a little disappointed with our performance, but I am happy we figured out a way to win. I thought our defense stepped up big in the end. Shack and Petty both hit big threes to open the lead. We did not play as well as we have been, but you have to give Mississippi State credit. They were really well-coached and we were not going to be able to do whatever we wanted to on the offensive end. They were going to guard you, which they did a pretty good job of. On our defensive end I thought we did some good stuff. We obviously struggled guarding Stewart which was a little disappointing. He is a really good player. Him and Molinar make a pretty good backcourt, one of the better ones in the SEC. I was a little worried about interior defense coming into the game with (Jordan) Bruner and (James) Rojas out. I thought Reese played well and Keon (Ambrose-Hylton) gave us great minutes. The 10 minutes Ambrose played we were +8, so he did a great job. I thought that the last four minutes of the first half, the first four of the second half started good. We went on an 8-2 run to finish the first half and a 9-3 run to start the second, so a 17-5 run there to close the first half and open the second half is great. We'll take the win but we have a tough one coming up here on Tuesday with Kentucky."

**Team Stats**

- The contest featured 13 ties and five lead changes – all of which came in the opening 20 minutes of action
- Alabama won its ninth straight game, which marks the programs longest win streak since starting the 2002-03 season with nine straight and eventually reached No. 1 in the nation – the only time UA has earned the nation's top ranking in program history
- The win marks the Tide's sixth straight game in scoring at least 80 points and is a total 12-0 when scoring at least 80 points on the season
- Alabama's 21 assists tied a team-high for the season and marked the second straight game of at least 20 assists (had 20 assists in the win over LSU)
- The Tide converted on 28-of-61 (45.9 percent) from the field and 14-of-34 (41.2 percent) from deep while limiting Mississippi State to 27-of-61 (44.3 percent) from the field and just 4-of-14 (28.6 percent) from beyond the arc
- The Tide used a 17-5 run that spanned half-time and lasted exactly five minutes that turned a 33-32 disadvantage into a 49-38 UA lead with just over 17 minutes left to play

**First Half**

- Alabama jumped out to an 8-4 lead before a quick 7-0 spurt by Mississippi State pulled the Bulldogs ahead 11-8 with 14:59 in the opening stanza
- The Tide evened the score at 11-11 before the Bulldogs went on a 6-0 run to take a 17-11 lead at the under 12 media timeout
- Alabama regained the lead at 20-19 with back-to-back breakaway dunks from Herbert Jones, capping a 9-2 spurt for the Tide
- The Bulldogs led 33-32 with 2:32 until halftime before Alabama went on an 8-2 run to close out the first half and take the 40-35 lead into the locker room

**Second Half**

- Alabama opened the second half on a 9-3 run, knocking down 4-of-4 from the field to take a 49-38 lead at the 17:32 mark
- The Bulldogs came right back with a 13-5 run to cut the Tide's lead to 54-51 with 13:35 left to play
- The Tide went on a quick 6-0 spurt to push its lead to 60-51 with 10:30 remaining
- A deep ball from Jones gave the Tide the 68-59 lead at the under eight media timeout, but the Bulldogs stayed close by scoring the game's next five points to trim the lead back to 69-63 with 3:39 left
- Mississippi State cut the lead to five before Jaden Shackelford hit a three to give the Tide a 76-68 lead with 1:33 to play
- The Bulldogs went on a quick 5-0 spurt pull within three with 58 seconds left before a three from Petty and a dunk by Primo sealed the victory

**2020-21 TOP PERFORMANCES**

CATEGORY	ALABAMA	OPPONENTS
Points	26 by Jaden Shackelford vs. ETSU, 12/22/20	28, Moses Moody, Arkansas, 1/16/21
Field Goals Made	8 4x, last by John Petty Jr. at LSU, 1/19/21	11 by Charles Bassey, WKU, 12/19/20
Field Goal Attempts	17 2x, last by Joshua Primo vs. Auburn, 1/9/21	25, Moses Moody, Arkansas, 1/16/21
3-Pointers Made	8 2x, last by last by John Petty Jr. at LSU, 1/19/21	6, 2x, last by Damari Monsanto, ETSU, 12/22/20
3-Pointers Attempted	13 by Jaden Shackelford vs. ETSU, 12/22/20	11, Mike Bothwell, Furman, 12/15/20
Rebounds	12 3x, last by Herbert Jones vs. Furman, 12/15/20	12 by Charles Bassey, WKU, 12/19/20
Assists	9 by Jahvon Quinerly vs. ETSU, 12/22/20	9, Sharife Cooper, Auburn, 1/9/21
Steals	5 2x, last by Jordan Bruner vs. Auburn, 1/9/21	4, D.J. Stewart Jr., Mississippi State, 1/23/21
Blocks	3, 5x, last by Herbert Jones vs. Mississippi State, 1/21/21	7, Isaiah Jackson, Kentucky, 1/12/21

TIDE	TALE OF THE TAPE	WILDCATS
<b>2020-21</b>	<b>Season</b>	<b>2020-21</b>
13-3	<b>Overall</b>	5-9
8-0	<b>Conference</b>	4-3
9-1	<b>Last 10</b>	4-6
5-0	<b>Last 5</b>	2-3
81.8	<b>PPG</b>	68.1
70.6	<b>OPP PPG</b>	68.1
+11.2	<b>Margin</b>	0.0
.439	<b>FG%</b>	.419
.404	<b>FG% DEF</b>	.404
.362	<b>3PT%</b>	.282
.297	<b>3PT% DEF</b>	.303
11.2	<b>3PT MPG</b>	4.9
.699	<b>FT%</b>	.707
40.6	<b>RPG</b>	39.4
39.1	<b>OPP RPG</b>	35.4
+1.5	<b>Margin</b>	+4.0
14.6	<b>APG</b>	11.4
13.6	<b>TOs PG</b>	14.9
4.0	<b>BPG</b>	6.1
8.9	<b>SPG</b>	6.4

### SERIES HISTORY

Overall Series Record.....	Kentucky leads, 114-39
Last Five Contests.....	Kentucky leads, 3-2
Last 10 Contests.....	Kentucky leads, 8-2
At Kentucky.....	Kentucky leads, 58-11 (streak: won 1)
At Alabama.....	Kentucky leads, 31-24 (streak: won 1)
At Coleman Coliseum.....	Kentucky leads, 20-18
Neutral Site.....	Kentucky leads, 28-5
Series Streak.....	Alabama won 1
Last Meeting.....	Jan. 12, 2021 in Lexington, Ky. (Alabama 85, Kentucky 65)

### ABOUT KENTUCKY

- Kentucky enters the contest sporting a 5-9 record on the season and is tied for fifth in the league standings with a 4-3 record in SEC play. Most recently, the Wildcats snapped a three-game losing streak with an impressive 82-69 victory over LSU on Saturday night. Guard Brandon Boston Jr. paced UK with his second consecutive game scoring 18 points.
- Boston is averaging a team-leading 12.4 points per contest, including 18.0 ppg over his last two games, to lead four UK players who average in double figures. Forward Keion Brooks, who had 15 points and nine rebounds in the win over the Tigers, is second on the team in scoring (11.4 ppg) and rebounding (5.6 rpg) while shooting a team-leading 51.2 percent from the field
- Forward Olivier Sarr contributes 11.2 points and 5.6 rebounds, while Terrence Clarke (10.7), who has been injured and missed all but seven games this season, and Davion Mintz (10.2) also add to the offensive attack. Meanwhile, Isaiah Jackson averages 6.5 ppg and leads the team with 7.0 rebounds and a league-leading 3.0 blocks per game.
- As a team, Kentucky is outrebounding the competition by +4.0 rebounds per game (39.4-35.4) and averages 68.1 points per contest. The Wildcats are shooting 41.9 percent from the floor, 28.2 percent from beyond the arc and 70.7 percent from the charity stripe. Behind Jackson, who is seventh in the nation, the Wildcats lead the SEC and rank second in the nation with 6.1 blocks per game.
- The Wildcats are one of the top defensive teams during SEC play this season. Against league competition, Kentucky leads the SEC in blocked shots per game (7.3) ranks second in field goal percentage defense (.399), fourth in three-point field goal percentage defense (.329) and is fifth in points allowed (69.7). UK also leads the conference in free throw percentage (.752) and is second in rebounding offense (39.6) and rebounding margin (+2.1).
- Kentucky head coach John Calipari comes into Tuesday's game with an all-time record of 780-226 (.775) in his 29th season at the helm of the men's basketball program. Now in his 12th season at UK, Calipari owns a record of 335-86 (.796).

### ASSOCIATED PRESS POLL

WEEK 10 (JAN. 25)				
Rank	Team (FPV)	Record	Points	Prev. Rank
1	Gonzaga (61)	15-0	1,597	1
2	Baylor (3)	14-0	1,539	2
3	Villanova	10-1	1,459	3
4	Michigan	13-1	1,376	7
5	Texas	11-2	1,341	5
6	Houston	13-1	1,281	8
7	Iowa	12-3	1,214	4
8	Virginia	10-2	1,067	13
<b>9</b>	<b>Alabama</b>	<b>13-3</b>	<b>1,039</b>	<b>18</b>
10	Texas Tech	11-4	954	12
11	West Virginia	10-4	869	14
<b>12</b>	<b>Missouri</b>	<b>10-2</b>	<b>833</b>	<b>19</b>
13	Ohio State	12-4	810	15
14	Wisconsin	12-4	757	10
15	Kansas	10-5	665	9
16	Florida State	9-2	656	NR
17	Creighton	11-4	640	11
<b>18</b>	<b>Tennessee</b>	<b>10-3</b>	<b>638</b>	<b>6</b>
19	Illinois	10-5	415	22
20	Virginia Tech	11-3	242	16
21	Minnesota	11-5	223	17
22	Saint Louis	7-1	218	25
23	UCLA	12-3	157	24
<b>24</b>	<b>Oklahoma</b>	<b>9-4</b>	<b>151</b>	<b>NR</b>
25	Louisville	10-3	117	NR

Others receiving votes: Boise State 108, Drake 75, Colorado 59, USC 50, Oklahoma State 49, Oregon 49, **Florida 37**, Connecticut 20, Winthrop 16, Xavier 14, Loyola Chicago 12, BYU 11, Purdue 11, Belmont 9, **Clemson 8**, St. Bonaventure 6, Toledo 4, Arizona 4.

### USA TODAY/COACHES POLL

WEEK 10 (JAN. 25)				
Rank	Team (FPV)	Record	Points	Prev. Rank
1	Gonzaga (29)	15-0	797	1
2	Baylor (3)	14-0	771	2
3	Villanova	10-1	735	3
4	Michigan	13-1	666	7
5	Texas	11-2	665	6
6	Houston	13-1	635	8
7	Iowa	12-3	555	4
<b>8</b>	<b>Alabama</b>	<b>13-3</b>	<b>527</b>	<b>16</b>
8	Virginia	10-2	527	12
10	Texas Tech	11-4	439	13
11	West Virginia	10-4	408	15
<b>12</b>	<b>Missouri</b>	<b>10-2</b>	<b>406</b>	<b>19</b>
13	Wisconsin	12-4	360	10
14	Creighton	11-4	359	11
15	Ohio State	12-4	340	18
16	Florida State	9-2	334	25
<b>17</b>	<b>Tennessee</b>	<b>10-3</b>	<b>320</b>	<b>6</b>
18	Kansas	10-5	296	9
19	Virginia Tech	11-3	225	14
20	Minnesota	11-5	152	17
21	UCLA	12-3	150	20
22	Illinois	10-5	138	24
23	Louisville	10-3	88	RV
24	Saint Louis	7-1	73	RV
25	Oregon	9-3	66	21

Others receiving votes: **Oklahoma 65**, Boise State 60, USC 51, Colorado 40, Oklahoma State 37, Xavier 22, Loyola Chicago 21, Drake 17, **Clemson 15**, **Florida 14**, Purdue 7, UConn 5, **Arkansas 4**, St. Bonaventure 3, Michigan State 3, San Diego State 3, Winthrop 1.

# QUICK FACTS

## UNIVERSITY

Location	Tuscaloosa, Ala.
Founded	April 12, 1831
Enrollment	37,842
Conference	Southeastern
Colors	Crimson and White
Nickname	Crimson Tide
President	Dr. Stuart Bell
Athletic Director	Greg Byrne

## FACULTY ATHLETICS

Facultay Athletics Representative	Dr. James King
Sport Administrator	Jeff Purinton
Arena (Capacity)	Coleman Coliseum (14,474)

## COACHING STAFF

Head Coach	Nate Oats
Alma Mater	Maranatha Baptist, 1998
Record at Alabama	29-18, .617 (2nd Season)
Career Record	125-61 .672 (Sixth Season)
Assistant Coaches	Charlie Henry Bryan Hodgson Antoine Pettway
Director of Operations	Adam Bauman
Operations Coordinator	Alex Accetta
Strength and Conditioning	Mike Snowden
Athletic Trainer	Clarke Holter
Director of Video Services	Donovan Kates
Director of Player Development	Dr. Arnie Guin
Nutritionist	Amanda Branson
Graduate Managers	Jackson Patton, Christian Pino, Derek Rongstad, Ikenna Smart

## TEAM INFORMATION

2019-20 Record	16-15
2019-20 SEC Record	8-10
2019-20 H/A/N Record	10-5/4-8/2-2
Starters Returning/Lost	4/1
Letterwinners Returning/Lost	7/6
Newcomers	9*

\* includes transfers

## PROGRAM HISTORY

All-Time Record	1,704-1,064-1 (.615)
SEC Record	807-626 (.561)
SEC Tournament Record	67-53 (.558)
SEC Championships	7
NCAA Appearances	20
NIT Appearances	16

## ATHLETICS COMMUNICATIONS

Basketball Contact	Aaron Jordan
Director of Athletics Communications	
Office	205-348-6084
Mobile	205-913-1979
E-mail	ajordan@ia.ua.edu
Fax	205-348-8841
Website	www.RollTide.com
Mailing Address	1201 Coliseum Drive Room 170 Tuscaloosa, AL 35487

## 2020-21 ALPHABETICAL ROSTER

No.	Name	Pos.	Ht.	Wt.	Cl.	Hometown (Previous School)
22	Keon Ambrose-Hylton	F	6-8	210	Fr.	Toronto, Ontario (Andrews Osborne Academy)
15	Tyler Barnes	F	6-8	200	Sr.	Louisville, Ky. (St. Xavier HS)
2	Jordan Bruner#	F	6-9	205	Gr.	Columbia, S.C. (Yale/Spring Valley HS)
25	Adam Cottrell	G	6-3	200	So.	Flowerly Branch, Ga. (Lakeview Academy)
14	Keon Ellis	G	6-6	170	Jr.	Eustis, Fla. (Florida SW State/Leesburg HS)
4	Juwan Gary^	F	6-6	218	R-Fr.	Columbia, S.C. (West Charlotte HS)
21	Britton Johnson	G	6-4	183	Jr.	Mountain Brook, Ala. (Mountain Brook HS)
1	Herbert Jones	G	6-8	210	Sr.	Greensboro, Ala. (Hale Country HS)
12	Darius Miles	F	6-6	185	Fr.	Washington, D.C. (IMG Academy)
23	John Petty Jr.	G	6-5	195	Sr.	Huntsville, Ala. (Mae Jemison HS)
11	Joshua Primo	G	6-6	190	Fr.	Toronto, Ontario (Royal Crown Academic School)
24	Jaden Quinerly	G	6-0	155	Fr.	Hackensack, N.J. (Ramsey HS)
13	Jahvon Quinerly%	G	6-1	175	So.	Hackensack, N.J. (Villanova)
3	Alex Reese	F	6-9	230	Sr.	Pelham, Ala. (Pelham HS)
33	James Rojas^	F	6-8	220	Jr.	Jamestown, N.Y. (Hutchinson CC)
5	Jaden Shackelford	G	6-3	200	So.	Hesperia, Calif. (Hesperia HS)
35	Alex Tchikou	F	6-11	225	Fr.	Paris, France (Dream City Christian)
30	Kendall Wall	F	6-5	192	Gr.	Columbia, S.C. (Francis Marion)

## 2020-21 NUMERICAL ROSTER

No.	Name	Pos.	Ht.	Wt.	Cl.	Hometown (Previous School)
1	Herbert Jones	G	6-8	210	Sr.	Greensboro, Ala. (Hale Country HS)
2	Jordan Bruner#	F	6-9	205	Gr.	Columbia, S.C. (Yale/Spring Valley HS)
3	Alex Reese	F	6-9	230	Sr.	Pelham, Ala. (Pelham HS)
4	Juwan Gary^	F	6-6	218	R-Fr.	Columbia, S.C. (West Charlotte HS)
5	Jaden Shackelford	G	6-3	200	So.	Hesperia, Calif. (Hesperia HS)
11	Joshua Primo	G	6-6	190	Fr.	Toronto, Ontario (Royal Crown Academic School)
12	Darius Miles	F	6-6	185	Fr.	Washington, D.C. (IMG Academy)
13	Jahvon Quinerly%	G	6-1	175	So.	Hackensack, N.J. (Villanova)
14	Keon Ellis	G	6-6	170	Jr.	Eustis, Fla. (Florida SW State/Leesburg HS)
15	Tyler Barnes	F	6-8	200	Sr.	Louisville, Ky. (St. Xavier HS)
21	Britton Johnson	G	6-4	183	Jr.	Mountain Brook, Ala. (Mountain Brook HS)
22	Keon Ambrose-Hylton	F	6-8	210	Fr.	Toronto, Ontario (Andrews Osborne Academy)
23	John Petty Jr.	G	6-5	195	Sr.	Huntsville, Ala. (Mae Jemison HS)
24	Jaden Quinerly	G	6-0	155	Fr.	Hackensack, N.J. (Ramsey HS)
25	Adam Cottrell	G	6-3	200	So.	Flowerly Branch, Ga. (Lakeview Academy)
30	Kendall Wall	F	6-5	192	Gr.	Columbia, S.C. (Francis Marion)
33	James Rojas^	F	6-8	220	Jr.	Jamestown, N.Y. (Hutchinson CC)
35	Alex Tchikou	F	6-11	225	Fr.	Paris, France (Dream City Christian)

# Graduate transfer and immediately eligible to suit up for the 2020-21 season

% Sat out the 2019-20 season due to NCAA transfer rules

^ Injured and was redshirted during the 2019-20 season

## PLAYER MAJORS

### FRESHMAN

Keon Ambrose-Hylton	Kinesiology- Exercise Science
Juwan Gary	African American Studies
Darius Miles	Communication Studies
Jaden Quinerly	Consumer Science
Joshua Primo	Business- Finance
Alex Tchikou	Business- Management

### SOPHOMORES

Adam Cottrell	Business- Management
Jahvon Quinerly	Hospitality Management
Jaden Shackelford	Advertising

### JUNIORS

Keon Ellis	Business- Management
Britton Johnson	Business- Management
James Rojas	General Studies

### SENIORS/GRADUATES

Tyler Barnes	Chemical Engineering
Jordan Bruner	Master's- Sport Hospitality Management
Herbert Jones	Business- Marketing
John Petty Jr.	General Studies
Alex Reese	Psychology
Kendall Wall	General Studies

## PRONUNCIATION GUIDE

### PLAYERS

Jordan Bruner	BREW-ner
Juwan Gary	Juh-WAHN
Joshua Primo	PREE-mo
Jahvon Quinerly	Juh-VON
James Rojas	ROE-hoss
Alex Tchikou	CHEE-koo

### COACHES

Adam Bauman	BOW-man
Arnie Guin	GYOO-in
Antoine Pettway	PETT-way

# BLUE COLLAR PTS

The Blue Collar Award is something created by head coach Nate Oats which is handed out to a Crimson Tide men's basketball player at the end of each game. The point system accumulates over the course of a game. Deflections, steals, blocks, rebounds and loose balls count for one point. Offensive rebounds are worth 1.5 points, floor dives are two and charges are worth four points. Below is Blue Collar list for each game and cumulative totals from last year:

OPPONENT	TEAM TOTAL	HARD HAT AWARD
Jacksonville State	150	Herbert Jones (35)
vs. Stanford	135.5	Herbert Jones (24.5)
vs. UNLV	103.5	Herbert Jones (23)
vs. Providence	104.5	Herbert Jones (25.5)
vs. Clemson	122	John Petty Jr. (19.5)
Furman	118.5	James Rojas (27.5)
Western Kentucky	95.5	Jordan Bruner (27.5)
ETSU	97.5	Jordan Bruner (18.5)
Ole Miss	112	Jaden Shackelford (18.5)
at Tennessee	100	Herbert Jones (20.5)
Florida	116	Herbert Jones (23.5)
at Auburn	118.5	Herbert Jones (28)
at Kentucky	106.5	Keon Ellis (16)
Arkansas	115	Josh Primo (16.5)
at LSU	105	John Petty Jr. (16)
Mississippi State	114	Herbert Jones (36)

### HARD HAT WINNERS

Herbert Jones	8
Jordan Bruner	2
John Petty Jr.	2
Keon Ellis	1
Josh Primo	1
James Rojas	1
Jaden Shackelford	1

### CUMULATIVE BLUE COLLAR POINTS TOTAL

Herbert Jones	334.5
Jordan Bruner	223
Jaden Shackelford	205
John Petty Jr.	211.5
Josh Primo	188
James Rojas	161
Keon Ellis	132
Alex Reese	119
Jahvon Quinerly	91.5
Juwan Gary	67
Keon Ambrose-Hylton	35.5
Darius Miles	21.5
Kendal Wall	13
Tyler Barnes	7.5
Britton Johnson	6
<b>TOTALS</b>	<b>1,814</b>

### SEASON DEFLECTIONS

Herbert Jones	58
John Petty Jr.	41
Jordan Bruner	35
Keon Ellis	33
Jaden Shackelford	29
Josh Primo	21
Jahvon Quinerly	20
James Rojas	15
Alex Reese	12
Juwan Gary	6
Darius Miles	5
Keon Ambrose-Hylton	1
Tyler Barnes	1
Britton Johnson	1
<b>TOTALS</b>	<b>258</b>

# ALABAMA MEN'S BASKETBALL QUICK HITS

- Joshua Primo earned the league's Freshman of the Week honor for the week of Jan. 25. It marks Primo's first career weekly recognition, while also making the fourth time in the past five weeks that an Alabama player has been recognized by the SEC. Primo joined Jaden Shackelford, who was recognized on Dec. 28, and John Petty Jr., who was tabbed the Player of the Week on Jan. 4 and Jan. 18, as UA players who have been garnered the weekly recognition this year.
- At a perfect 8-0 in league play, Alabama has three more wins than anyone else in the league standings and has outscored its league competition by a combined +134 points. The next closest team is Florida, who has outscored its league competition by a combined +32 points.
- The Tide's eight-straight SEC wins has matched the second-best start to league play in program history, matching the 1974-75 and 1986-87 SEC seasons. Only the 1955-56 "Rocket 8" team was better, finishing that year with a perfect 14-0 mark in league play.
- In conference games only, Alabama leads the SEC in five separate offensive categories entering Tuesday night's contest against Kentucky. The Tide ranks No. 1 in scoring offense (86.8), scoring margin (+16.8), three-point field goal percentage (.421), threes made per game (13.1) and rebounding offense (41.1), while also ranking second in assists per game (15.8).
- Alabama also ranks as the league's most efficient defense in conference play. Entering the Kentucky game, the Crimson Tide ranks first in the league in field goal percentage defense (.377), three-point field goal percentage defense (.250), steals (9.5) and defensive rebounding (29.1), while making sixth in scoring defense (70.0).
- Nationally, Alabama currently ranks fourth in the NCAA in three-pointers made (179), attempted (494) and made per game (11.2). The Crimson Tide is also fourth nationally in average possession length on offense (14.2) and ninth in the nation in adjusted tempo (74.9 possessions per game).
- Over its last four games (won 85-65 at Kentucky on Jan. 12, won 90-59 vs. Arkansas on Jan. 16, won 105-75 at LSU on Jan. 19 and won 81-73 vs. Mississippi State), the Crimson Tide has stepped up its performance even more. Over the stretch, the Tide has outscored its competition by a combined 89 points, which averages out to 22.3 points per game (90.3-68.0). During the stretch, Alabama is averaging 16.5 threes made per game, while shooting 49.0 percent (128-of-261) from the field and 46.2 percent (66-of-143) from beyond the arc. Over that same stretch, UA's defense has limited foes to just 17 made threes while allowing opponents to shoot just 37.5 percent from the field and 22.7 percent (17-of-75) from deep.
- John Petty Jr. is averaging a team-leading 16.0 points per game in league play, while shooting 56.0 percent (47-of-84) from the floor and 53.6 percent (30-of-56) from beyond the arc against league competition. He leads the league in conference play in three-point field goal percentage, threes made per game (3.8) and total threes made and is 10th in scoring average. Furthermore, with five made threes vs. Arkansas on Jan. 16, Petty became the program's all-time leader in three-pointers made (currently has 269). Additionally, his 708 career attempts from deep is 31 shy of breaking Williams' program record of 738 three-point shots.
- According to KenPom.com, Alabama's strength of schedule ranks No. 26 overall which is third-best among all SEC teams. Thirteen of the Crimson Tide's 16 opponents on the season are ranked in the Ken Pomeroy top-100 RPI, while 10 are among the top 60 and six inside the top 50 (all numbers as of 1/25).

# RECENT STREAK STATS - LAST 9 GAMES [9-0]

Game Records						Score by Periods								
Record	Overall	Home	Away	Neutral	Team	1st	2nd	OT	TOT	Team	1st	2nd	OT	TOT
ALL GAMES	9-0	5-0	4-0	0-0	Alabama	370	409	0	779	Opponents	282	347	0	629
CONFERENCE	8-0	4-0	4-0	0-0										
NON-CONFERENCE	1-0	1-0	0-0	0-0										

Team Box Score		Total			3-Point			F-Throw			Rebounds			PF		DQ		A		TO		BLK		STL		PTS		AVG	
No.	Player	GP	GS	MIN	AVG	FG-FGA	FG%	3FG-FGA	3FG%	FT-FTA	FT%	OFF	DEF	TOT	AVG	PF	DQ	A	TO	BLK	STL	PTS	AVG						
23	PETTY JR., John	8-7	239-13	29.9	47-84	560	30-56	536	4-5	.800	4	34	38	4.8	17	0	14	11	2	9	128	16.0							
13	QUINERLY, Jahvon	6-1	158-42	26.4	28-62	452	10-26	385	17-26	.654	5	12	17	2.8	11	1	24	12	0	4	83	13.8							
5	SHACKELFORD, Jaden	9-9	269-40	30.0	43-100	430	21-54	389	16-27	.593	8	23	31	3.4	14	0	29	12	1	6	123	13.7							
1	JONES, Herbert	9-9	215-00	23.9	35-70	500	7-16	438	31-39	.795	15	28	43	4.8	24	1	24	23	12	18	108	12.0							
11	PRIMO, Joshua	9-9	227-26	25.3	31-76	408	18-41	439	15-17	.882	15	20	35	3.9	17	0	11	19	2	10	95	10.6							
2	BRUNER, Jordan	6-6	132-50	22.1	20-37	541	7-19	368	8-14	.571	16	19	35	5.8	11	0	14	5	8	9	55	9.2							
3	REESE, Alex	9-3	146-57	16.3	19-48	396	9-34	265	4-4	1.000	6	21	27	3.0	15	1	8	5	6	6	51	5.7							
14	ELLIS, Keon	9-1	154-49	17.2	15-33	455	8-18	444	11-13	.846	6	29	35	3.9	20	1	11	10	3	12	49	5.4							
12	MILES, Darius	5-0	24-48	5.0	6-12	500	4-9	444	3-4	.750	0	3	3	0.6	3	0	0	7	0	0	19	3.8							
33	ROJAS, James	7-0	95-03	13.6	8-21	381	1-3	333	5-11	.455	5	25	30	4.3	21	0	4	10	4	3	22	3.1							
4	GARY, Juwan	9-0	59-17	6.6	9-22	409	1-3	333	2-6	.333	7	10	17	1.9	11	0	2	5	4	4	21	2.3							
24	QUINERLY, Jaden	1-0	00-46	0.8	1-1	1,000	0-0	.000	0-0	.000	0	0	0	0.0	1	0	0	0	0	0	0	0.0							
22	AMBROSE-HYLTON, Keon	7-0	37-16	5.3	7-9	778	0-0	.000	0-0	.000	1	7	8	1.1	4	0	2	2	0	1	14	2.0							
21	JOHNSON, Britton	6-0	09-21	1.6	2-5	400	2-5	400	0-0	.000	1	0	1	0.2	3	0	1	0	0	0	6	1.0							
30	WALL, Kendall	7-0	16-36	2.4	1-6	167	0-1	.000	0-1	.000	0	5	5	0.7	5	0	1	1	1	2	2	0.3							
15	BARNES, Tyler	6-0	11-54	2.0	0-1	.000	0-1	.000	1-2	.500	1	4	5	0.8	0	0	1	0	0	1	1	0.2							
10	HEARD, Delaney	2-0	02-20	1.2	0-1	.000	0-0	.000	0-0	.000	0	1	1	0.5	1	0	0	0	0	0	0	0.0							
<b>Team</b>												19	18	37					3										
<b>Total</b>		<b>9</b>	<b>1802</b>		<b>272-588</b>	<b>.463</b>	<b>118-286</b>	<b>.413</b>	<b>117-169</b>	<b>.692</b>	<b>109</b>	<b>259</b>	<b>368</b>	<b>40.9</b>	<b>178</b>	<b>4</b>	<b>146</b>	<b>125</b>	<b>43</b>	<b>85</b>	<b>779</b>	<b>86.6</b>							
<b>Opponents</b>		<b>9</b>	<b>1800</b>		<b>220-570</b>	<b>.386</b>	<b>48-181</b>	<b>.265</b>	<b>141-203</b>	<b>.695</b>	<b>121</b>	<b>235</b>	<b>356</b>	<b>39.6</b>	<b>159</b>	<b>1</b>	<b>82</b>	<b>145</b>	<b>49</b>	<b>71</b>	<b>629</b>	<b>69.9</b>							

# 2020-21 HUSTLE STATS

DUNK CHART		CHARGES TAKEN		FLOOR DIVES		AND-1's	
PLAYER	DUNKS	PLAYER	CHARGES	PLAYER	FLOOR DIVES	PLAYER	AND-1's
Jones	7	Jones	5	Jones	13	Jones	5-for-6
Petty Jr.	6	Shackelford	5	Rojas	10	Petty	4-for-4
Reese	4	Primo	4	Primo	8	Shackelford	3-for-4
Ambrose-Hylton	3	Rojas	3	Bruner	7	Bruner	2-for-3
Bruner	3	Bruner	2	Shackelford	7	Rojas	2-for-3
Ellis	3	Quinerly	2	Reese	6	Ellis	2-for-2
Primo	3	Ellis	1	Quinerly	4	Quinerly	2-for-2
Gary	2	Petty Jr.	1	Ellis	3	Primo	1-for-2
Miles	1	<b>TOTALS</b>	<b>23</b>	Gary	3	Gary	0-for-1
<b>TOTALS</b>	<b>28</b>			Petty	3	Wall	0-for-1
				Miles	1		
				<b>TOTALS</b>	<b>65</b>	<b>TOTALS</b>	<b>21-for-28 (.750)</b>

# SPECIALTY STATS

Opponent	Pts off				
	Paint	T/O	2ndCh	FastB	Bench
JACKSONVILLE STATE	16	10	9	6	39
ALABAMA	42	19	23	19	15
vs. Stanford	38	14	9	7	19
ALABAMA	32	21	4	14	17
vs. UNLV	26	17	9	9	5
ALABAMA	28	7	5	16	14
vs. Providence	28	17	9	4	22
ALABAMA	28	11	21	6	29
vs. Clemson	34	12	15	1	31
ALABAMA	28	15	0	13	14
FURMAN	28	12	3	8	13
ALABAMA	40	11	24	10	34
WESTERN KENTUCKY	42	21	20	12	31
ALABAMA	28	28	12	6	20
EAST TENNESSEE ST	16	11	2	8	12
ALABAMA	34	20	21	8	26
OLE MISS	30	18	9	8	19
ALABAMA	32	18	18	10	54
at Tennessee	28	11	13	0	19
ALABAMA	32	11	10	9	15
FLORIDA	28	16	18	7	26
ALABAMA	46	19	16	11	36
at Auburn	36	13	8	10	16
ALABAMA	40	21	16	14	12
at Kentucky	22	10	21	15	27
ALABAMA	32	28	11	9	16
ARKANSAS	30	6	11	8	13
ALABAMA	28	16	12	20	39
at LSU	38	14	20	18	21
ALABAMA	30	18	7	22	36
MISSISSIPPI STATE	38	18	8	8	13
ALABAMA	26	18	7	16	13
KENTUCKY					
ALABAMA					
at Oklahoma					
ALABAMA					
LSU					
ALABAMA					
at Missouri					
ALABAMA					
at South Carolina					
ALABAMA					
GEORGIA					
ALABAMA					
at Texas A&M					
ALABAMA					
VANDERBILT					
ALABAMA					
at Arkansas					
ALABAMA					
at Mississippi State					
ALABAMA					
AUBURN					
ALABAMA					
<b>OPPONENT Totals</b>	<b>478</b>	<b>220</b>	<b>184</b>	<b>129</b>	<b>326</b>
<b>Average/Game</b>	<b>29.9</b>	<b>13.9</b>	<b>11.5</b>	<b>8.1</b>	<b>20.4</b>
<b>ALABAMA Totals</b>	<b>524</b>	<b>281</b>	<b>207</b>	<b>203</b>	<b>390</b>
<b>Average/Game</b>	<b>32.8</b>	<b>17.6</b>	<b>12.9</b>	<b>12.7</b>	<b>24.4</b>

## ALABAMA IN ITS 108TH SEASON OF BASKETBALL

- Alabama is in its 108th season of basketball in 2020-21. The Tide's first season of hoops came in 1912-13. There was no season in 1943-44 due to World War II.
- The Tide holds an all-time record of 1,704-1,064-1 (.616), which includes an 807-626 (.561) record in SEC play. By capturing its 800th SEC win, Alabama joined Kentucky as the only two teams in conference history to reach milestone. UA also became the third team in the SEC and 34th team in NCAA history to reach 1,700 program wins. Only Kentucky and Arkansas have more wins than the Crimson Tide.
- Alabama ranks second in the SEC in league victories and third in all-time winning percentage.
- UA has made 36 NCAA (20) or NIT (16) appearances and has won seven SEC regular-season titles and six SEC Tournament championships.

## ABOUT ALABAMA

- Alabama enters contest against Kentucky riding an nine-game winning streak – the longest winning streak dating back to winning nine straight to open the 2002-03 campaign, eventually reaching No. 1 in the nation that season. The Crimson Tide extended its best win streak in nearly 20 years with an 81-73 home win over Mississippi State last Saturday night.
- Four Crimson Tide players are averaging 12.5 or more points per game for head coach Nate Oats on the season. Guard John Petty Jr. leads the way at 14.1 ppg while Jaden Shackelford is second on the team with 13.1 ppg. Forward Herbert Jones averages 12.9 ppg followed by Jahvon Quinerly's 12.5 ppg.
- Jones, considered one of the top defensive players in the entire nation, leads the team in rebounding (5.7 rpg), three-point field goal percentage (.481, 13-of-27), charges taken (5), Blue Collar Points (334.5, 20.9 BCP per game), deflections (58), floor dives (13) and Hard Hat Awards (8). He also boasts much improved offensive numbers during his senior season. In addition to averaging double digits, Jones is collecting 2.4 assists per contest, while shooting 48.9 percent from the field (69-of-141).
- The combination of Petty (43-of-102) and Shackelford (32-of-89) have combined to hit 75 of the Tide's 179 three-pointers (41.9 percent) and have 191 of the team's 494 (38.7 percent) total attempts from beyond the arc. Combined, the duo is shooting 39.3 percent (75-of-191) from beyond the arc.
- As a team, Alabama is outscoring the opposition by 11.2 points per contest (81.8-70.6) while shooting 43.9 percent from the field, 36.2 percent from deep and 69.9 percent from the charity stripe.
- It's the Crimson Tide's defense that has set the tone to its 8-0 start in SEC play. UA leads the league in defensive efficiency, ranking first in field goal percentage defense (37.7 percent), three-point field goal percentage defense (25.0 percent) and steals (9.5), while ranking sixth in scoring defense (70.0).
- This season, the Tide welcomed back four starters and five of its top seven scorers off last year's team, three were named as All-SEC performers a year ago. Petty (Second Team All-SEC), Shackelford (All-Freshman) and Jones (All-Defensive) all earned a spot on the postseason teams. Both Petty and Jones tested the NBA waters, with Petty, who was one of the last players to withdraw his name, announcing his return in early August and Jones in mid-June.
- Alabama was predicted to finish fifth overall as voted on by a select panel of both SEC and national media members. Additionally, Petty All-SEC Preseason First Team honors by both the coaches and media members, while Jones earned a spot on the preseason second team as voted on by the league's head coaches.
- Head coach Nate Oats is in his second season at the helm of the Crimson Tide program and owns a record of 29-18 (.617) during his time at the Capstone. Oats, who is in his sixth season as a collegiate head coach, owns a career record of 125-61 (.672).

## ALABAMA-KENTUCKY – SERIES NOTES

- Tuesday's game will mark the 154th meeting in series history between the two schools and the second meeting between the teams during the regular season.
- In the first meeting this season, the Crimson Tide captured an impressive 85-65 victory over the Wildcats inside Rupp Arena back on Jan. 12. The win not only snapped an eight-game losing streak in Lexington for the Crimson Tide, but it was also the largest win by a UA team in Lexington since winning by 23 points (94-71) on Feb. 23, 1974.

Official Basketball Box Score - Final  
**Alabama at Kentucky**  
01/23/21 Rupp Arena, Lexington  
2020-21 Men's Basketball

Game Time: 9:00 PM  
Game Duration: 2:17  
Attendance: 3,079

NO.	Name	Min	FG	3P	FT	Rebounds	Fouls	TP	AS	TO	ST	Blocks	+/-	Shooting By Period														
														1st	2nd	3rd												
2	Jordan Brunner	19:28	3-7	2-6	0-0	1	2	0	8	2	0	0	0	5	3PT%	10-22	45.9%											
1	Herbert Jones	08:22	3-6	2-3	0-0	0	1	1	1	0	8	2	0	0	1	4	FT%	0-2	0%									
5	Jaden Shackelford	07:32	6-15	2-5	4-5	1	2	2	6	18	6	3	0	0	2	19	3PT%	15-31	48.4%									
11	Joshua Primo	02:31	4-9	1-3	3-3	1	1	2	3	12	1	0	4	1	1	27	3PT%	4-8	50.0%									
23	John Petty Jr.	07:28	9-15	4-7	1	0	5	3	3	23	2	2	0	0	1	17	FT%	9-11	81.8%									
3	Alex Fleshe	13:28	3-5	2-4	0-0	1	1	2	5	18	1	1	2	0	9	GM FG%	31-68	45.6%										
14	Keon Ellis	17:31	0-0	0-0	0-0	6	6	4	1	0	2	2	0	0	-4	3PT%	14-30	46.7%										
33	James Roggs	18:11	1-4	1-2	0-0	2	4	6	4	3	1	2	1	0	1	1	FT%	2-12	16.7%									
4	Jawon Gary	12:41	2-7	0-0	0-0	4	1	5	1	4	0	0	1	0	3	16	GM FG%	59-111	52.9%									
15	Tyler Barnes	01:05	0-0	0-0	1-2	0	1	1	0	1	0	0	0	0	4													
12	Darius Miles	00:11	0-0	0-0	0-0	0	0	0	0	0	0	0	0	0	1													
21	Britain Johnson	00:11	0-0	0-0	0-0	0	0	0	0	0	0	0	0	0	1													
22	Keon Ambrose-Hylton	00:11	0-0	0-0	0-0	0	0	0	0	0	0	0	0	0	1													
30	Kendall Wall	00:11	0-0	0-0	0-0	0	0	0	0	0	0	0	0	0	1													
<b>Team</b>													3	1	4	0	1											
<b>Totals</b>													31-68	14-30	9-13	13	23	36	23	18	85	15	11	6	3	9	20	

NO.	Name	Min	FG	3P	FT	Rebounds	Fouls	TP	AS	TO	ST	Blocks	+/-	Shooting By Period														
														1st	2nd	3rd												
12	Keon Brooks Jr.	23:06	4-12	0-2	2-2	3	1	4	3	4	10	0	3	1	1	12	3PT%	9-10	90.0%									
30	Olivier Sarr	18:50	1-4	0-0	4-5	2	3	5	1	5	6	2	2	0	0	17	FT%	7-10	70%									
2	Devin Askew	05:44	4-9	1-5	3-3	1	2	3	2	12	2	3	1	0	0	21	3PT%	11-20	55.0%									
3	Brandon Boston Jr.	02:59	2-7	0-1	1-2	2	3	5	4	2	6	1	1	0	1	28	3PT%	1-8	12.5%									
10	Davion Mirz	02:50	2-10	1-4	0-0	2	3	5	0	1	5	1	1	0	0	-13	GM FG%	12-14	85.7%									
0	Jacob Toppin	24:27	2-6	0-1	1-2	1	5	6	3	2	5	1	1	1	0	-4	GM FG%	21-61	34.4%									
11	Donise Allen	23:41	3-8	2-5	0-0	1	5	6	2	18	0	4	0	0	6	3PT%	4-18	22.2%										
23	Isiah Jackson	23:03	3-5	0-0	0-10	3	3	6	3	6	14	0	3	2	7	4	FT%	19-24	79.2%									
<b>Team</b>													3	1	4	0	1											
<b>Totals</b>													21-61	4-18	19-24	18	28	44	18	23	85	7	19	5	9	3	20	

ALA		UKY		Points from	Turnovers	Second Chance	Period by Period Scoring		
20	12 <sup>th</sup>	6	49				1 <sup>st</sup>	2 <sup>nd</sup>	TOT
20	12 <sup>th</sup>	6	49	25	10	11	21	85	
10	11 <sup>th</sup>	4	59	11	21	21	42	43	85
1				9	15		30	35	65
39	17	00:00		16	27				

# RECORD WHEN...

At home .....	7-1	
On the road .....	4-0	
At neutral sites .....	2-2	
In SEC games .....	8-0	
SEC home games .....	4-0	
SEC road games .....	4-0	
In non-conference games .....	5-3	
In overtime .....	0-0	
In games decided by ...		
5 points or less .....	2-1	
6-10 points .....	2-1	
11 points or more .....	9-1	
Leading at the half .....		11-0
Trailing at the half .....		1-3
Tied at the half .....		1-0
Shooting 40% or better .....		12-0
Shooting less than 40% .....		1-3
Opponent better than 40% .....		6-3
Opponent shoots 40% or less .....		7-0
Shooting same or better than opponent .....		11-0
Shooting worse than opponent .....		2-3
Outrebounding opponent .....		8-0
Opponent outrebounds UA .....		5-3
Rebounds are tied .....		0-0
70% or better on FT .....		6-2
less than 70% on FT .....		7-1
More FT att. than opponent .....		6-2
Less FT att. than opponent .....		7-1
Same FT att. as opponent .....		0-0
40% or better on 3PT .....		7-0
Less than 40% on 3PT .....		6-3
More turnovers than opponent .....		4-1
Less turnovers than opponent .....		8-2
Same turnovers as opponent .....		1-0
Scoring 80 or more points .....		12-0
Scoring 70-79 points .....		1-1
Scoring 60-69 points .....		0-1
Scoring 50-59 points .....		0-1
Scoring less than 50 points .....		0-0
Allowing 80 or more points .....		2-1
Allowing 70-79 points .....		5-1
Allowing 60-69 points .....		4-1
Allowing 50-59 points .....		2-0
Allowing less than 50 points .....		0-0
On Sunday .....		0-0
On Monday .....		0-1
On Tuesday .....		7-0
On Wednesday .....		2-0
On Thursday .....		0-0
On Friday .....		0-0
On Saturday .....		4-1
In November .....		1-1
In December .....		5-2
In January .....		7-0
In February .....		0-0
In March .....		0-0

- John Petty Jr. led the Tide with while Jaden Shackelford stepped up with 18 points, six assists and five rebounds. Herbert Jones scored eight points and two assists in eight minutes before exiting the game with an injured left hand and did not return. Jordan Bruner also went down with a meniscus injury midway through the second half and has not seen action since. A full box score from that contest can be found on the right.
- The 153 total games played in the series stands as UA's fifth-most common opponent in program lore. Kentucky owns a 114-39 edge in the all-time series.
- When playing Kentucky in Tuscaloosa, Alabama owns an all-time record of 24-31, including an 18-20 mark in games played at Coleman Coliseum.
- The last meeting between the two rivals in Tuscaloosa came on Jan. 5, 2019 when the Crimson Tide captured a 77-75 victory. That win snapped a four-game losing streak to the Wildcats in Coleman Coliseum.
- The Tide has dropped 13 of the last 15 games played against the Wildcats. The last UA victory over UK came on a 59-55 win on Jan. 22, 2013 in Coleman Coliseum.
- The series began in 1923.

## NINE-GAME WIN STREAK

- Alabama's nine-game win streak began on Dec. 22 vs. East Tennessee State and has included eight SEC victories with four of those wins coming on the road at then-No. 7 Tennessee on Jan. 2, at Auburn on Jan. 9, at Kentucky on Jan. 12 and at LSU on Jan. 19.
- Over the nine-game streak, the Crimson Tide is outscoring the opposition by 16.7 points per game (86.6-69.9), shooting 46.3 percent from the floor and 41.3 percent from beyond the arc while also averaging 13.0 made threes per game.
- Below is a comparison to Alabama's first eight-game averages compared to the Tide's last eight-game numbers:

	Record	PPG	OPP PPG	FGM-FGA	FG%	3FGM-3FGA	3FG%	3's/Game
<b>First 7 Games</b>	<b>4-3</b>	75.6	71.6	181-445	.407	61-208	.293	8.7
<b>Last 9 Games</b>	<b>9-0</b>	86.6	69.9	272-588	.463	118-286	.413	13.0

## LAST FOUR GAMES

- The last four games of the winning streak as seen the Tide's numbers improve even more. During the stretch, which included a pair of road games (at Kentucky on 1/12, at LSU on 1/19) and two home game (vs. Arkansas on 1/16 and vs. Mississippi State on 1/23), Alabama is outscoring the competition 22.3 points per game and averaging 90.3 points per contest (90.3-68.0).
- Over the four-game stretch, the Tide has not scored any fewer than 81 points and is shooting 49.0 percent from the floor (128-of-261) and 46.2 percent (66-of-143) from deep, while knocking down a total of 66 threes (66-of-143) which is an average of 16.5 threes made per game.
- The three consecutive victories against Kentucky (+20), vs. Arkansas (+31) and at LSU (+30) have been by a combined 81 points which is the largest combined margin of victory in three consecutive SEC wins in program history. It surpassed the former mark held by the famed Rocket 8 team in 1955-56 in which they won three straight league contests by a combined 78 points (defeated Georgia 94-69, Florida 108-74 and Tulane 79-60).
- Below is a breakdown of the Tide's numbers over the four-game stretch.

Last 4 Games Game	PPG	FGM-FGA	FG%	3FGM-3FGA	3FG%	3's/Game	APG	T O s /
<b>Alabama</b>	90.3	128-261	.490	66-143	.462	16.5	18.5	14.0
<b>Opponent</b>	68.0	97-259	.375	17-75	.227	4.3	8.0	16.3

## WIN STREAK NUGGETS

- Alabama's nine-game win streak began with a convincing 85-69 win over East Tennessee State on Dec. 22, and has consisted of four wins at home and four on the road.
- Eight of the nine wins have come against SEC opponents, including four in true road contests, which leads the league – at then-No. 7 Tennessee on Jan. 2, at Auburn on Jan. 9, at Kentucky on Jan. 12 and at LSU on Jan. 19.
- Three of the victories have been decided by single digits – eight-point wins at Tennessee (81-73) and vs. Mississippi State (81-73), along with a four-point win at Auburn (94-90). The other six games have been decided by 15 or more points.



# BY THE NUMBERS

**1**

Alabama leads the SEC in defensive efficiency during league play. The Tide leads the conference in field goal percentage defense (.377) and three-point field goal percentage defense (.250) in league games only.

**4**

UA ranks fourth in the nation threes made per game (11.2), total three-pointers made (179) and threes attempted (494).

**7**

Alabama has won nine consecutive games, including a perfect 7-0 in the month of January – the most in the first month of the year since winning seven during January, 2005. The school record for wins in the month is eight, set three times: 1973-74, 1974-75 and 1986-87 seasons.

**4/9**

The Crimson Tide ranks fourth in the nation in possession length, averaging 14.2 seconds per possession, and is ninth in adjusted tempo at 74.9 possessions per game.

**10/9**

Alabama's NET Rankings and KenPom.com RPI ranking as of Jan. 25, 2021. According to the NCAA Net, the Tide is currently 4-0 vs. Quad 1 and 5-2 vs. Quad 2 opponents.

**12**

Alabama is a perfect 12-0 on the year when scoring 80 or more points. The program record for number of 80-point games in a season is 17 which was set on three occasions – 1986-87, 1978-79 and 1976-77. Last year, UA went 12-4 across its 16 games of hitting the 80-point mark in a game, bringing Nate Oats' two-year total to 23-4 when UA reaches 80 or more points in a game.

**17**

Number of AP Top-25 teams Alabama has beaten over the past four seasons (17-16), including a 1-0 mark this year. Nate Oats is 3-4 vs. AP Top-25 teams with two wins coming against teams ranked inside the AP Top-10.

**28**

The Tide has had 28 games of scoring 80 or more points under head coach Nate Oats, including 12 already this season. UA is a perfect 12-0 when hitting the 80-point mark this year and 24-4 in such contests over the last two years. The school record for 80-point games in a season is 17 set three times (1976-77, 1978-79 and 1986-87).

**334-OF-957**

Alabama shattered the school record for threes made and attempted, knocking down 334-of-957 during the 2019-20 season. That toppled the former record which was both set back in 2015-16 (259-of-763).

**807**

Number of SEC wins for Alabama, which ranks second among all league teams. The Crimson Tide's SEC winning percentage of .562 is third-best in the conference annals.

**1,704**

Number of all-time wins for Alabama in 108 years of basketball, which ranks second in the SEC.

- Individually, John Petty Jr. has led the way with 16.0 points per game while shooting 56.0 percent from the field and 53.6 percent (30-of-56) from deep. Jahvon Quinerly, who missed three games during the streak due to a medical condition, is averaging 13.8 ppg and shooting 38.5 percent (10-of-26) from beyond the arc, while Jaden Shackelford is collecting 13.7 points per game across the eight contests.
- Of the nine wins in SEC play that have come during the streak, six have come against the teams predicted to finish in the top seven of the league as selected by the media in the preseason. Alabama, which was predicted to finish fifth overall in the SEC standings, has won at Tennessee (predicted to win the league), at Kentucky (picked 2nd), at LSU (3rd), vs. Florida (4th), vs. Arkansas (6th) and at Auburn (7th). Ole Miss (9th) is the only team UA has defeated that was not among the top seven in the preseason rankings.

## HERB-O TURBO

- Herbert Jones' reputation as one of the top defensive players in the Southeastern Conference continues to hold true in the start of his senior campaign. However it's his performance on the offensive end through the first part of the year that has been even more impressive.
- Prior to the 2020-21 campaign, the Greensboro, Ala., native's best offensive output came last year when he averaging 7.9 ppg while shooting 48.4 percent from the field but hit only 1-of-14 three-point attempts and shot 62.5 percent from the free throw line.
- Throughout his senior season, Jones has shown just how hard he has worked on his offensive game. Across the Crimson Tide's 16 games on the season, Jones is averaging 12.9 points per game while shooting 48.9 percent from the floor, 48.1 percent from beyond the arc and a team-leading 79.6 percent at the charity stripe.
- Below is a comparison to Jones' offensive numbers through first three seasons compared to this year

	PPG	RPG	FGM-FGA	FG%	3FGM-3FGA	3FG%	FTM-FTA	FT%	Double Figures
<b>First Three Seasons</b>	6.0	4.3	211-482	.438	14-61	.230	141-257	.549	19
<b>This Season</b>	12.9	5.7	69-141	.489	13-27	.481	55-70	.796	12

## FOUR OF LAST FIVE PLAYERS OF THE WEEKS

- Alabama guards Jaden Shackelford, John Petty Jr. and Joshua Primo have each earned an SEC weekly honors in four of the last five weeks.
- Shackelford earned the Player of the Week Dec. 28, while Petty has been recognized twice by the league office, with those coming on Jan. 4 and Jan. 18. Most recently, it was Primo who was selected as the Freshman of the Week on Jan. 25.
- Shackelford and Petty earned the honor in back-to-back weeks, which was also the first time since the 1986 season that it occurred (Terry Coner and Derrick McKey).
- The Tide's three SEC Player of the Week awards is the most since 2004.

## MAUI INVITATIONAL ALL-TOURNAMENT

- Following his performance at the 2020 Maui Invitational, John Petty Jr. was selected to the All-Tournament team.
- Across his three games played in the event, the Huntsville, Ala., native averaged 15.0 points and 5.0 rebounds per game while shooting 50 percent (15-of-30) from the floor and 40 percent (8-of-20) from deep.
- The three-game stretch was highlighted when he faced UNLV in the second contest, accounting for a season-high 22 points on 6-of-10 shooting from deep to go along with a six assists compared to only one turnover in his 33 minutes of action.
- Petty was joined on the All-Tournament team by Garrison Brooks (North Carolina), Matt Coleman (Texas), David Duke (Providence) and Trayce Jackson-Davis (Indiana).

## PETTY PRESEASON AWARDS

- After being one of the final players to pull his name out of the 2020 NBA Draft and return to Alabama for his final season, John Petty Jr. is beginning to reap the recognition coming into his final college basketball season.
- Petty was named one of 20 candidates selected to the 2021 Jerry West Shooting Guard of the Year Award Watch List. The the annual honor in its seventh year recognizes the top shooting guards in Division I men's college basketball.
- He was also honored as a unanimous Preseason First Team All-SEC honoree, earning the recognition by both the media and coaches.

**RECORD WATCH**

**INDIVIDUAL SINGLE-SEASON**

**Three-Point Field Goals Made**

10.	74	Brian Williams	1996-97
	43	John Petty Jr.	2020-21
	32	Jaden Shackelford	2020-21

**Three-Point Field Goals Attempted**

10.	208	Mykal Riley	2006-07
	102	John Petty Jr.	2020-21
	89	Jaden Shackelford	2020-21

**TEAM SEASON**

**Three-Point Field Goals Made**

5.	247	671 attempts (31 games)	1996-97
	179	494 attempts (16 games)	2020-21

**Three-Point Field Goals Attempted**

5.	710	225 made (34 games)	2016-17
	494	179 made (16 games)	2020-21

**INDIVIDUAL CAREER**

**Points**

14.	1,591	Robert Horry	1989-92
15.	1,575	Melvin Cheatum	1988-91
16.	1,532	Eric Washington	1994-97
17.	1,487	Rod Grizzard	2000-02
18.	1,451	Ken Johnson	1978-81
19.	1,444	George Linn	1953-56
20.	1,394	Mike Nordholz	1966-68
<b>21.</b>	<b>1,353</b>	<b>John Petty Jr.</b>	<b>2017-pres.</b>

**3-Point Field Goals Made**

<b>1.</b>	<b>277</b>	<b>John Petty Jr.</b>	<b>2017-pres.</b>
2.	263	Brian Williams	1996-99
3.	262	Eric Washington	1994-97
4.	245	Earnest Shelton	2002-05
5.	225	James Robinson	1991-93
6.	182	Terrance Meade	2000-02

**3-Point Field Goals Attempted**

1.	738	Brian Williams	1996-99
<b>2.</b>	<b>708</b>	<b>John Petty Jr.</b>	<b>2017-pres.</b>
3.	681	Earnest Shelton	2002-05
4.	678	Eric Washington	1994-97
5.	607	James Robinson	1991-93
6.	550	Rod Grizzard	2000-02

- Petty is coming off a career-best season in 2019-20 on his way to earning second team All-SEC honors. The Huntsville, Ala., native averaged 14.5 points and a team-leading 6.6 rebounds per game last season while shooting 44.0 percent (85-of-193) from three-point field goal range which led the SEC and ranked ninth in the nation.
- Became the 51st player in program history to reach 1,000 career points and the 32nd to do so in three years and enters this campaign with 1,137 career points.

**ALABAMA SIGNS THREE IN EARLY PERIOD, CLASS RANKED NO. 10**

- Head coach Nate Oats announced three additions to the Alabama men's basketball program who have signed their National Letters of Intent to continue their playing career with the Crimson Tide.
- The trio of point guard JD Davison (Letohatchee, Ala.; Calhoun HS), shooting forward Jusaun Holt (Roswell, Ga.; St. Francis Day School) and power forward Langston Wilson (Upper Darby, Pa.; Georgia Highlands College) made up the nation's 10th-ranked signing class according to Rivals.com, while 247sports.com has Alabama's early signees ranked No. 14 in the nation.

*JD Davison (6-3 | 175 | Fr. | PG) — Letohatchee, Alabama – Calhoun High School*

- Rated as a consensus five-star prospect by ESPN, Rivals and 247Sports and one of the highest-rated recruits to ever sign with the Alabama men's basketball program
- Ranked by 247Sports.com as the No. 9 overall player in the nation and the No. 1 point guard
- During his junior season, he led Calhoun High School to the 2A state championship while averaging 33.4 points, 12 rebounds, five assists, six steals and four blocks per game
- ESPN ranks him as the No. 14 overall player in the 2021 class and No. 2 at his position and the No. 1 overall player in Alabama, while Rivals.com has him listed as the No. 13 overall player in his class and the No. 3 point guard in the nation
- Named Alabama's Mr. Basketball during the 2019-20 season to become only the fifth junior to be named Mr. Basketball in the 38-year history of the award.
- Chose Alabama over the likes of Auburn, Kansas, LSU, Memphis, and Michigan

*Jusaun Holt (6-6 | 190 | Fr. | SG) — Roswell, Georgia – St. Francis Day School*

- Rated as a four-star prospect by ESPN, Rivals and 247Sports
- Ranked as the No. 102 overall player in his class and the No. 26 small forward in the nation b Rivals
- Earned second team Region 6 Sub-Region B All-Region honors and selected to the Atlanta Journal Constitution North Fulton second team following his junior season
- 247sports.com pegs him as the No. 20 small forward and the No. 8 overall player in Georgia
- Ranked by ESPN as the No. 7 overall player in Georgia and the No. 41 player at his position
- Led St. Francis to consecutive Georgia Class A Private State Championship titles (2019 and 2020)
- First signee to join the Crimson Tide out of the Atlanta area since Collin Sexton signed in 2017
- Chose Alabama over Xavier, Wake Forest, Miami, Georgia and Washington, among others

*Langston Wilson (6-9 | 190 | Jr. | PF) — Upper Darby, Pennsylvania – Georgia Highlands College*

- One of the top JUCO prospects in the nation; rated as four-star recruit by Rivals and 247Sports
- Ranked by 247sports as the No. 2 overall JUCO player in the 2021 class and No. 1 power forward
- Played his freshman year at Georgia Highlands College in 2019-20 where he averaged 10.1 points, 7.6 rebounds and 1.2 blocks per game while shooting 54 percent from the floor across 32 games
- Helped lead team to a 24-8 overall mark and a 13-3 mark in the Georgia Collegiate Athletics Association (GCAA) where it reached the conference championship game
- Named to the GCAA All-Freshman and Honorable Mention All-Region teams
- Was unable to play organized high-school basketball due to a medical misdiagnosis but was cleared and joined the squad at Georgia Highlands
- Chose Alabama over offers from Kansas, Maryland, Texas A&M and Ole Miss, among others



**NATE OATS**

Head Coach 2nd Season at UA  
MARANTHA BAPTIST, 1998 6th Season Overall

- Formally introduced as head men's basketball coach at The University of Alabama on March 28, 2019
- Promised fans would see an entertaining, up-tempo and fast-paced style of play and that's exactly what he delivered in his first season at the helm of the program
- After ranking near the bottom of the Southeastern Conference in most offensive categories the previous year, Alabama led the league in six offensive statistics in 2019-20, including points per game (82.0), three-point field goal percentage (34.9 percent) and threes made per game (10.8), among others
- Nationally, the new-look offense ranked No. 3 in points and threes made per game, while also ranking sixth with 334 total threes made and fourth with 957 three-point attempts – both of which set program records
- The Tide's pace of play also ranked among the fastest in the country, as UA ranked fourth in raw tempo (76.1) and average possession length (15.2).
- Alabama boasted four student-athletes who earned All-SEC honors in 2020 as Kira Lewis Jr. (first team), John Petty Jr. (second team), Jaden Shackelford (all-freshman) and Herbert Jones (all-defensive) all received postseason recognition.
- It marked just the second time in program history that the Crimson Tide had four all-conference honorees in the same season (2006 was the only other year).
- His efforts didn't just end on the court. Off the court, Oats and his staff were relentless on the recruiting trail and the results were evident. According to Rivals.com, the Crimson Tide's 2020 recruiting class, which included Canada's No. 1 and No. 3-ranked players as well as the top JUCO prospect in the nation, was ranked No. 9 in the country by Scout.com and No. 12 according to 247Sports. In the classroom, the program boasted 11 student-athletes who earned SEC Academic Honor Roll recognition.
- Came to Alabama after spending the last four seasons at the University at Buffalo where he led the Bulls to a 96-43 (.691) record, three MAC Tournament Championships and three NCAA Tournament appearances, including reaching the round of 32 in each of the last two seasons
- Named the league's Coach of The Year and National Association of Basketball Coaches (NABC) District 14 Coach of the Year in back-to-back seasons (2018 and 2019) and finished fourth in voting for the 2019 Associated Press Men's College Coach of the Year
- Over the last two seasons, Buffalo finished with a combined record of 59-13 (.819), a pair of MAC Tournament and regular season championships, two NCAA Tournament Round of 32 appearances and consecutive MAC Coach of the Year honors
- Prior to joining the Bulls, Oats completed 11 seasons as head coach at Romulus High School in Michigan, winning the school's first state title in 27 years in 2012-13 and finished the season 27-1
- Was named the 2013 Detroit News State Coach of the Year, the Detroit Free Press State Coach of the Year, and BCAM State Coach of the Year

## CAREER HISTORY AND RESULTS

### UNIVERSITY OF BUFFALO, HEAD COACH, 2015-19

Year	Record	Pct.	MAC Record	Pct.	Postseason
2015-16	20-15	.571	10-8	.556	NCAA First Round
2016-17	17-15	.531	11-7	.611	
2017-18	27-9	.750	15-3	.833	NCAA Second Round
2018-19	32-4	.889	16-2	.889	NCAA Second Round
<b>Total (4)</b>	<b>96-43</b>	<b>.696</b>	<b>60-30</b>	<b>.667</b>	

### UNIVERSITY OF ALABAMA, HEAD COACH, 2019-PRESENT

Year	Record	Pct.	SEC Record	Pct.	Postseason
2019-20	16-15	.516	8-10	.444	NA
2020-21	13-3	.813	8-0	1.000	
<b>Total (2)</b>	<b>29-18</b>	<b>.617</b>	<b>16-10</b>	<b>.615</b>	
<b>Total (6)</b>	<b>125-61</b>	<b>.672</b>	<b>76-40</b>	<b>.655</b>	

### HONORS

- MAC Coach of the Year (2018, 2019)
- NABC District Coach of the Year (2018, 2019)
- Finished 4th in AP Voting for National College Coach of the Year (2019)

- 3x NCAA Tournament Participant
- 3x MAC Tournament Champions
- 2x MAC Regular Season Champions

## ON THE BENCH



**CHARLIE HENRY**  
Assistant Coach

- In his second season at Alabama
- Boasts more than 10 years of coaching experience on three major levels of basketball – NBA, G League and DI power-five schools – including stops at the Chicago Bulls, Windy City Bulls and Iowa State
- His input was made immediately evident as he helped install Nate Oats' offensive system that led the SEC in six different offensive categories during the 2019-20 season, including scoring average (82.0 ppg), threes made per game (10.8) and three-point field goal percentage (34.9 percent), among others



**BRYAN HODGSON**  
Assistant Coach

- In his second season at Alabama
- Instrumental in signing the nation's No. 9-ranked signing class in 2020 according to Rivals.com, while 247sports.com ranked this year's signees at No. 12 nationally.
- Ranked No.6 on 247sports' list of the top 2020 coach recruiter rankings
- Listed as one top the top 50 Most Impactful High Major Assistant Coaches and invited to participate in the prestigious 2020 TopConnect Seminar



**ANTOINE PETTWAY**  
Assistant Coach

- In his 10th season as an assistant coach at his alma mater, and his 13th on the Alabama staff
- Known as one of the top recruiters in the country and was listed by 247sports.com as the No. 1 recruiter in the nation for the 2019 class
- Prior to that, he was ranked No. 3 nationally in 2017 and No. 9 in 2018
- Recruited and signed Jaden Shackelford our of Hesperia, Calif., who went on to rank among the nation's top freshmen as he earned SEC All-Freshman honors



**MIKE SNOWDEN**  
Strength and Conditioning

In his second season as the Alabama men's basketball strength coach ... a military veteran who served on President Barack Obama's Helicopter Squadron staff ... was head coach Nate Oats' strength coach at the University of Buffalo ... prior to that he had two stints at George Mason, his alma mater, in 2016-17 and 2013-14 – his first year as a strength coach ... also served as the strength and conditioning graduate assistant with the VCU men's basketball team (2015-16).



**ADAM BAUMAN**  
Director of Operations

Adam Bauman remains on head coach Nate Oats' staff for a sixth consecutive year as he enters his second season at Alabama ... responsible for operational aspects of the men's basketball program, including budget management and scheduling team travel ... prior to his time at Buffalo, he oversaw all video coordination at Mississippi State.

THE LAST TIME...

TEAM

**Scored 100 points or more:**

Jan. 19, 2021 - UA 105, LSU 75

**Scored 110 points or more:**

Dec. 1, 2004 - UA 114, ETSU 77

**Scored less than 50 points:**

Jan. 6, 2018 - Georgia 65, UA 46

**Allowed 100 points:**

Feb. 8, 2020 - UA 105, Georgia 102 (ot)

**Held opponent to 40 points or less:**

Jan. 10, 2015 - UA 56, Tennessee 38

**Held opponent to 15 pts or less in half:**

Nov. 29, 2016 - 15 points allowed vs. Charleston Southern (1st half)

**Scored 50 points in a half:**

Jan. 19, 2021 - 60 points in first half at LSU

**Scored 60 points in a half:**

Jan. 19, 2021 - 60 points in first half at LSU

**Won an overtime game:**

Feb. 8, 2020 - UA 105, Georgia 102

**Lost an overtime game:**

Feb. 12, 2020 - Auburn 95, UA 91

**Played a double-overtime game:**

Jan. 4, 2020 - Florida 104, UA 98

**Played a triple-overtime game:**

Feb. 7, 2017 - UA 90, South Carolina 86 (4ot)

**Played a quadruple-overtime game:**

Feb. 7, 2017 - UA 90, South Carolina 86

**Shot 60% or better in a half:**

Jan. 19, 2021 - 65.6% in 1st half at LSU

**Shot 70% or better in a half:**

Nov. 29, 2019 - 72.7% in 2nd half vs. Southern Miss

**Failed to hit a three-pointer in a game:**

Dec. 4, 2010 vs. Purdue (350 games)

**Had at least 20 three-pointers in a game:**

Jan. 19, 2021 at LSU (23)\*

**Had at least 15 steals in a game:**

Dec. 12, 2020 vs. Clemson (17)

**Had at least 25 assists in a game:**

Nov. 17, 2017 vs. Alabama A&M (25)

**Forced 25 turnovers in a game:**

Nov. 11, 2012 vs. West Alabama (25)

**Played a ranked opponent (AP poll):**

Jan. 2, 2021 at No. 7 Tennessee (won, 71-63)

**Beat a ranked opponent at neutral site:**

March 9, 2018 vs. No. 16 Auburn (won, 81-63)

**Beat a ranked opponent at home:**

Jan. 16, 2020 vs. No. 4 Auburn (won, 83-64)

**Beat a ranked opponent on the road:**

Jan. 2, 2021 at No. 7 Tennessee (won, 71-63)

**Beat a top-10 opponent:**

Jan. 2, 2021 at No. 7 Tennessee (won, 71-63)

**Beat a top-10 opponent on the road:**

Jan. 2, 2021 in Knoxville, Tenn. (beat No. 7 Tennessee, 71-63)

**Beat a top-5 opponent:**

Jan. 16, 2020 vs. No. 4 Auburn (won, 83-64)

**Beat a top-5 opponent on the road:**

Feb. 21, 2004 in Starkville, Miss. (beat No. 4 Mississippi State, 77-73)

**Played a No. 1 ranked opponent:**

Jan. 31, 2015 vs. No. 1/1 Kentucky (lost, 70-55)

**Beat a No. 1 ranked opponent on the road:**

Jan. 28, 1983 at No. 1 UCLA (won, 70-67)

**Beat a No. 1 ranked opponent:**

March 20, 2004 vs. No. 1 Stanford (NCAA tournament (won, 70-67)

INDIVIDUAL

**Had a player score 50 points:**

Michael Nordholz (50) vs. Southern Miss, 12/12/76 (single-game scoring record)

**Had a player score 40 points:**

Collin Sexton (40) vs. Minnesota, 11/25/17

**Had a player score 35 points:**

Kira Lewis Jr. (37) at Georgia, 2/8/20

**Had a player score 30 points:**

Kira Lewis Jr. (37) at Georgia, 2/8/20

**Had a player grab 20 rebounds:**

Richard Hendrix (23) vs. Troy, 11/9/07

**Had a player dish out 10 or more assists:**

Kira Lewis Jr. (11) at Ole Miss, 2/22/20

**Had a player block five shots:**

Donta Hall (8) vs. Oklahoma, 1/27/18

**Had a player block 10 shots:**

Roy Rogers (10) vs. LSU, 2/17/96

**Had a player with seven or more steals in a game:**

Jeremy Hays (8) vs. Oregon State, 12/12/98

**Had three players score 20 or more in a game**

John Petty Jr. (24), Joshua Primo (22), Jahvon Quinerly (22) at LSU, 1/19/21

**Had two players record a double-double in same game:**

Jaden Shackelford (18 pts, 11 rebs), Herbert Jones (14 pts, 12 rebs) vs. Jacksonville State, 11/26/20

**Had three players record a double-double in same game:**

Jermareo Davidson (12 pts, 12 rebs), Alonzo Gee (22 pts, 10 rebs), Richard Hendrix (18 pts, 12 rebs) vs. Louisiana Monroe, 11/28/06

**Had a player record a double-double in three consecutive games:**

Donta Hall (14 pts, 16 rebs vs. Texas A&M, 12 pts, 11 rebs at Missouri, 16 pts, 12 rebs vs. Tennessee) (Jan. 12, Jan. 16, Jan. 19, 2019)

**Had a player record a double-double in four consecutive games:**

Donta Hall (14 pts, 16 rebs vs. Texas A&M, 12 pts, 11 rebs at Missouri, 16 pts, 12 rebs vs. Tennessee, 10 pts, 11 rebs vs. Ole Miss) (Jan. 12, Jan. 16, Jan. 19, Jan. 22, 2019)

**Had six or more players score in double figures:**

John Petty Jr. (14), Kira Lewis Jr. (15), Beetle Bolden (15), Herbert Jones (15), Alex Reese (14), Jaden Shackelford (16) at Florida, 1/4/20

**Players who recorded a triple-double:**

Kira Lewis Jr. (10 pts, 10 rebs, 13 asts) at Auburn, 2/12/20  
Roy Rogers (27 pts, 10 rebs, 10 blocks) vs. LSU, 2/17/96

\*indicates SEC record



2020-21 BOX SCORES

GAME 5



Official Basketball Box Score - Final
Clemson at Alabama
12/20/20 Coleman Coliseum, Atlanta

Game Time: 8:00 PM
Game Duration: 2:09

Officials: Jamie Luckia, Vlad Voyard-Tadal, Brooks Wehs

Table with 13 columns: NO., Name, Min, FG, 3P, FT, Rebounds, Fouls, TP, AS, TO, ST, Blocks, +/-

Table with 3 columns: Shooting By Period, 1st, 2nd, 3rd. Includes FG%, 3PT%, FT%, GM FG%, and FT%.

Dead Ball Rebounds: 2/0

Technical Fouls:NONE

Table with 13 columns: NO., Name, Min, FG, 3P, FT, Rebounds, Fouls, TP, AS, TO, ST, Blocks, +/-

Table with 3 columns: Shooting By Period, 1st, 2nd, 3rd. Includes FG%, 3PT%, FT%, GM FG%, and FT%.

Dead Ball Rebounds: 3/2

Technical Fouls:Reese 18;6:41

Summary table with columns: Clem, Bama, Points from Turnovers, Paint, Second Chance, Fast Breaks, Bench, and Period by Period Scoring.

GAME 6



Official Basketball Box Score - Final
Furman at Alabama
12/15/20 Coleman Coliseum, Tuscaloosa

Game Time: 8:00 PM
Game Duration: 2:09
Attendance: 2,055

Officials: Tony Greene, Gerry Pollard, Brent Hampton

Table with 13 columns: NO., Name, Min, FG, 3P, FT, Rebounds, Fouls, TP, AS, TO, ST, Blocks, +/-

Table with 3 columns: Shooting By Period, 1st, 2nd, 3rd. Includes FG%, 3PT%, FT%, GM FG%, and FT%.

Dead Ball Rebounds: 0/0

Technical Fouls:NONE

Table with 13 columns: NO., Name, Min, FG, 3P, FT, Rebounds, Fouls, TP, AS, TO, ST, Blocks, +/-

Table with 3 columns: Shooting By Period, 1st, 2nd, 3rd. Includes FG%, 3PT%, FT%, GM FG%, and FT%.

Dead Ball Rebounds: 5/0

Technical Fouls:NONE

Summary table with columns: Furman, Bama, Points from Turnovers, Paint, Second Chance, Fast Breaks, Bench, and Period by Period Scoring.

GAME 7



Official Basketball Box Score - Final
Western Ky. at Alabama
12/19/20 Coleman Coliseum, Tuscaloosa

Game Time: 1:00 PM
Game Duration: 2:14
Attendance: 2,055

Officials: Doug Shows, Byron Jarratt, Mike Nance

Table with 13 columns: NO., Name, Min, FG, 3P, FT, Rebounds, Fouls, TP, AS, TO, ST, Blocks, +/-

Table with 3 columns: Shooting By Period, 1st, 2nd, 3rd. Includes FG%, 3PT%, FT%, GM FG%, and FT%.

Dead Ball Rebounds: 3/0

Technical Fouls:NONE

Table with 13 columns: NO., Name, Min, FG, 3P, FT, Rebounds, Fouls, TP, AS, TO, ST, Blocks, +/-

Table with 3 columns: Shooting By Period, 1st, 2nd, 3rd. Includes FG%, 3PT%, FT%, GM FG%, and FT%.

Dead Ball Rebounds: 2/0

Technical Fouls:NONE

Summary table with columns: WKU, Bama, Points from Turnovers, Paint, Second Chance, Fast Breaks, Bench, and Period by Period Scoring.

GAME 8



Official Basketball Box Score - Final
ETSU at Alabama
12/22/20 Coleman Coliseum, Tuscaloosa

Game Time: 6:30 PM
Game Duration: 2:12
Attendance: 2,055

Officials: Tony Greene, Todd Austin, Darron Georg

Table with 13 columns: NO., Name, Min, FG, 3P, FT, Rebounds, Fouls, TP, AS, TO, ST, Blocks, +/-

Table with 3 columns: Shooting By Period, 1st, 2nd, 3rd. Includes FG%, 3PT%, FT%, GM FG%, and FT%.

Dead Ball Rebounds: 2/1

Technical Fouls:Sloan 2;9:43

Table with 13 columns: NO., Name, Min, FG, 3P, FT, Rebounds, Fouls, TP, AS, TO, ST, Blocks, +/-

Table with 3 columns: Shooting By Period, 1st, 2nd, 3rd. Includes FG%, 3PT%, FT%, GM FG%, and FT%.

Dead Ball Rebounds: 4/0

Technical Fouls:Coach 1;15:Quinerly 2;9:43

Summary table with columns: ETSU, Bama, Points from Turnovers, Paint, Second Chance, Fast Breaks, Bench, and Period by Period Scoring.







2020-21 BOX SCORES

GAME 17



Official Basketball Box Score - Final  
**Mississippi St. at Alabama**  
 01/23/21 Colman Coliseum, Tuscaloosa  
 2020-21 Men's Basketball

Game Time: 5:00 PM  
 Game Duration: 1:53  
 Attendance: 2,055

Officials: Terry Wymer, Todd Austin, Owen Short

Mississippi St. - 73

Record: 9-7 (4-4)

NO.	Name	Min	FG		3P		FT		Rebounds		Fouls		TP	AS	TO	ST	Blocks		+/-	
			M-A	M-A	M-A	M-A	OR	DR	TOT	PF	FD	BS					BA			
0	Jalen Johnson	F 04:08	0-0	0-0	0-0	0-0	0-0	0-0	0	0	0	1	1	0	0	1	0	0	0	-2
24	Abdul Ado	F 31:32	3-3	0-0	0-0	0-0	0-0	0-0	0	1	1	0	0	6	0	0	1	3	0	-3
35	Tolu Smith	F 31:52	4-6	0-0	0-0	4	5	9	3	1	8	2	4	3	0	0	0	0	0	-2
1	Iverson Molinar	G 34:58	5-19	1-4	8-8	0	2	2	0	5	19	1	1	3	0	4	-12			
3	D.J. Stewart Jr.	G 33:02	9-21	2-6	7-7	0	3	3	2	3	27	2	3	4	1	2	0			
4	Cameron Matthews	G 32:02	3-6	0-2	0-0	2	5	7	1	0	6	0	2	2	0	0	-5			
2	Javian Davis	G 13:16	1-2	0-0	0-2	2	2	4	1	1	2	0	0	0	1	0	-4			
5	Deivon Smith	G 15:50	2-4	1-2	0-0	1	1	2	3	1	5	2	3	0	0	0	-5			
32	Quinten Post	G 03:20	0-0	0-0	0-0	0	1	1	1	0	0	0	1	0	0	0	-7			
Team									2	5	7									
<b>Totals</b>			27-61	4-14	15-17	11	25	36	12	12	73	7	16	13	5	6	-8			

Technical Fouls: NONE

Shooting By Period

1 <sup>st</sup> FG%	16-30	53.3%
3PT%	1-4	25.0%
FT%	2-4	50%
2 <sup>nd</sup> FG%	11-31	35.5%
3PT%	3-10	30.0%
FT%	13-13	100%
GM FG%	27-61	44.3%
3PT%	4-14	28.6%
FT%	15-17	88.2%

Dead Ball Rebounds: 1, 0

Alabama - 81

Record: 13-3 (8-0)

NO.	Name	Min	FG		3P		FT		Rebounds		Fouls		TP	AS	TO	ST	Blocks		+/-
			M-A	M-A	M-A	M-A	OR	DR	TOT	PF	FD	BS					BA		
3	Alex Reese	F 27:48	4-8	1-5	2-2	0	4	4	2	1	11	1	3	0	0	2	2		
1	Herbert Jones	G 36:44	5-8	2-4	5-7	1	4	5	1	6	17	7	3	4	3	1	14		
5	Jaden Shackelford	G 28:56	5-11	2-5	0-0	2	2	4	0	1	12	3	3	2	0	0	-1		
11	Joshua Primo	G 22:17	6-9	4-5	0-0	1	2	3	4	0	16	0	1	0	0	0	5		
23	John Petty Jr.	G 32:08	4-12	4-10	0-0	1	2	3	2	1	12	2	1	2	1	0	0		
4	Juwan Gary	G 05:51	0-2	0-0	2-2	0	0	0	1	1	2	1	0	0	0	0	-1		
13	Jahvon Quinerly	G 23:08	1-7	0-3	2-2	1	2	3	1	1	4	5	2	1	0	2	2		
14	Keon Ellis	G 13:09	1-2	1-2	0-0	1	3	4	1	0	3	2	1	3	2	0	11		
22	Keon Ambrose-Hylton	G 09:59	2-2	0-0	0-0	0	3	3	0	1	4	0	0	1	0	0	8		
Team									1	2	3								
<b>Totals</b>			28-61	14-34	11-13	8	24	32	12	12	81	21	15	13	6	5	8		

Technical Fouls: NONE

Shooting By Period

1 <sup>st</sup> FG%	14-31	45.2%
3PT%	9-19	47.4%
FT%	3-4	75%
2 <sup>nd</sup> FG%	14-30	46.7%
3PT%	5-15	33.3%
FT%	8-9	88.9%
GM FG%	28-61	45.9%
3PT%	14-34	41.2%
FT%	11-13	84.6%

Dead Ball Rebounds: 2, 0

MSU

Bama

Biggest lead	6 (1 <sup>st</sup> 12:27)	11 (2 <sup>nd</sup> 17:32)	Points from	MSU	Bama	Turnovers	18	18	Period by Period Scoring			
Best Scoring Run	7 (1 <sup>st</sup> 14:59)	8 (1 <sup>st</sup> 0:28)	Paint	38	26	Second Chance	8	7	MSU	35	38	73
Lead Changes	13		Fast Breaks	8	16	Bench	13	13	Bama	40	41	81
Times Tied	5											
Time with Lead	08:29	27:42										

GAME 18

GAME 19

GAME 20



**1 Herbert Jones**

**SENIOR**

**Guard • 6-8 • 210 • Greensboro, Ala. Hale County HS**

**CAREER HIGHS**

Points	19	at Auburn (1/9/21)
Rebounds	17	vs. LSU (2/15/20)
Assists	7	vs. Samford (12/18/19)
Steals	5	UCF (12/3/17)
Blocks	3	4x, last vs. Mississippi State (1/23/21)
Minutes	45	vs. Florida (1/4/20)
Field Goals	8	vs. Kentucky (1/13/20)
FG Att.	20	vs. Kentucky (1/11/20)
3-Point FG	2	5x, last vs. Mississippi State (1/23/21)
3-Point Att.	4	Mississippi State (1/23/21)
Free Throws	11	vs. Clemson (12/12/20)
FT Att.	16	vs. Appalachian State (11/11/18)

**2020-21 SEASON HIGHS**

Points	19	at Auburn (1/9/21)
Rebounds	12	2x, last vs. Furman (12/15/20)
Assists	7	vs. Mississippi State (1/23/21)
Steals	5	at Auburn (1/9/21)
Blocks	3	vs. Mississippi State (1/23/21)
Minutes	37	Mississippi State (1/23/21)
Field Goals	7	3x, last at Auburn (1/9/21)
FG Att.	16	2x, last vs. Florida (1/5/21)
3-Point FG	2	3x, last vs. Mississippi State (1/23/21)
3-Point Att.	4	Mississippi State (1/23/21)
Free Throws	11	vs. Clemson (12/12/20)
FT Att.	12	vs. Clemson (12/12/20)

**MISCELLANEOUS STATS**

CATEGORY	2020-21	CAREER
Double-digit scoring	12	31
20+ point games		
Double-digit rebounding	2	6
Double-doubles	2	5
Led UA in scoring	5	7
Led UA in rebounding	7	22
Led UA in three-pointers	1	1
Led UA in assists	3	24
Led UA in steals	5	33
Led UA in blocks	6	23
5+ assist games	3	5
3+ three-pointers		
3+ steal games	3	18
3+ block games	1	4

**2020-21 SEASON HIGHLIGHTS**

- One of the top defensive players in the SEC and entire nation
- Leads team in Blue Collar Points (334.5) and Hard Hat Awards (8)
- Team's leader in rebounding, three-point shooting, deflections (58) and floor dives (13)
- Has reached double figures in 12 of 16 games this season
- Collected first double-double of the year and fourth of his career with 12 pts and 12 rebs in season opening win vs. Jacksonville State (11/25)
- Second double-double came against Furman (12/15) when he tied his career high of 18 points to go along with 12 boards
- Had a career-best 19 points and tied career high with five steals to go along with eight boards in the win at Auburn (1/9)
- Had 17 points and season highs of seven assists, four steals and three blocks in the win over Mississippi State (1/23)
- Scored 17 points including a career-best 11 free throws, going 11-of-12 from the charity stripe, vs. Clemson (12/12)
- Had 16 points on 7-of-9 shooting from the field in the win over UNLV (12/1)
- Team's top defensive player who last season led UA with 593 Blue Collar Points, 16 Hard Hat Awards, 22 charges taken, 84 deflections and 31 floor dives despite missing what was essentially five games (played just 9 mins in season-opener vs. Penn before exiting with an elbow injury)
- Named to 2020 SEC All-Defensive Team



**JONES' 2020-21 GAME-BY-GAME STATS**

Opponent	Date	Min	FG-FGA	3FG-FGA	FT-FTA	Off-Def-Tot	PF	A	TO	Stl	Blk	Pts
Jacksonville State	11/25	25	3-11	1-2	5-6	5-7-12	3	0	0	1	2	12
vs. Stanford	11/30	22	4-8	0-0	0-0	1-3-4	4	2	5	1	1	8
vs. UNLV	12/1	34	7-9	1-3	1-3	1-3-4	3	2	2	1	0	16
vs. Providence	12/2	33	4-8	1-1	2-2	3-5-8	3	5	5	2	0	11
vs. Clemson	12/12	30	3-9	0-2	11-12	0-4-4	3	2	2	3	0	17
Furman	12/15	32	7-16	2-2	2-4	7-5-12	1	4	2	0	2	18
Western Kentucky	12/19	33	6-10	1-1	3-4	1-3-4	3	0	3	1	0	16
ETSU	12/22	25	2-7	0-2	4-5	3-3-6	4	2	3	2	2	8
Ole Miss*	12/29	9	1-1	0-0	1-2	1-2-3	5	2	3	1	1	3
at Tennessee*	1/2	33	4-13	1-1	2-4	3-5-8	3	1	3	1	2	11
Florida*	1/5	22	6-16	1-2	3-4	3-2-5	3	1	2	2	1	16
at Auburn*	1/9	34	7-9	0-0	5-5	2-6-8	4	2	4	5	2	19
at Kentucky*	1/12	8	3-6	2-3	0-0	0-1-1	1	2	0	0	0	8
Arkansas*	1/16	22	3-4	0-1	7-8	1-3-4	1	2	3	2	1	13
at LSU*	1/19	24	4-6	1-3	4-4	1-2-3	2	5	2	1	0	13
Mississippi State*	1/23	37	5-8	2-4	5-7	1-4-5	1	7	3	4	3	17

\* indicates Southeastern Conference opponent

SEASON	TEAM	GP-GS	MIN/AVG	Field Goals		3-Point		F-Throws		Rebounds				Scoring						
				FG-FGA	FG%	3FG-FGA	3FG%	FT-FTA	FT%	OFF	DEF	TOT	AVG	PF-FO	AST	TO	BLK	STL	PTS	AVG
2017-18	Bama	35-13	741/21.2	58-142	.408	7-26	.269	24-48	.500	29	92	121	3.5	94-4	48	56	22	44	147	4.2
2018-19	Bama	34-29	719/21.1	79-187	.422	6-21	.286	52-105	.495	38	81	119	3.5	94-4	67	67	20	32	216	6.4
2019-20	Bama	27-26	716/26.5	74-153	.484	1-14	.071	65-104	.625	55	118	173	6.4	97-8	62	50	19	34	214	7.9
2020-21	Bama	15-15	388/25.8	64-133	.481	11-23	.478	50-63	.794	32	54	86	5.7	43-1	32	39	14	23	189	12.6
<b>TOTAL</b>		<b>111-83</b>	<b>2564/23.1</b>	<b>275-615</b>	<b>.447</b>	<b>25-84</b>	<b>.298</b>	<b>191-320</b>	<b>.597</b>	<b>154</b>	<b>345</b>	<b>499</b>	<b>4.5</b>	<b>328-17</b>	<b>209</b>	<b>212</b>	<b>75</b>	<b>133</b>	<b>766</b>	<b>6.9</b>



**2 Jordan Bruner**

**GRADUATE**

Forward • 6-10 • 225 • Columbia, S.C.  
Spring Valley HS/ Yale

**CAREER HIGHS**

Points	25	Hartford (1/2/17)
Rebounds	15	3x, last at UNC (12/30/19)
Assists	10	at Cornell (2/21/20)
Steals	5	vs. Clemson (12/12/20)
Blocks	7	Sienna (11/20/19)
Minutes	44	Sienna (11/20/19)
Field Goals	8	2x, last at UMass (12/11/19)
FG Att.	15	vs. LSU (3/21/19)
3-Point FG	5	Albany (12/4/19)
3-Point Att.	8	vs. LSU (3/21/19)
Free Throws	8	Hartford (1/2/17)
FT Att.	13	Hartford (1/2/17)

**2020-21 SEASON HIGHS**

Points	20	at Auburn (1/9/21)
Rebounds	8	ETSU (12/22/20)
Assists	4	4x, last at Auburn (1/9/21)
Steals	5	vs. Clemson (12/12/20)
Blocks	3	at Tennessee (1/2/21)
Minutes	28	Western Kentucky (12/19/20)
Field Goals	4	2x, last vs. Western Ky. (12/19/20)
FG Att.	8	Western Kentucky (12/19/20)
3-Point FG	3	at Auburn (1/9/21)
3-Point Att.	6	at Kentucky (1/12/21)
Free Throws	5	Western Kentucky (12/19/20)
FT Att.	6	Western Kentucky (12/19/20)

**MISCELLANEOUS STATS**

CATEGORY	2020-21	CAREER
Double-digit scoring	2	46
20+ point games	1	4
Double-digit rebounding		18
Double-doubles		12
Led team in scoring		NA
Led team in rebounding	3	3
Led team in three-pointers	1	1
Led team in assists	2	2
Led team in steals	5	5
Led team in blocks	7	7
5+ assist games		13
3+ three-pointers		6
3+ steal games	3	8
3+ block games		14

**2020-21 SEASON HIGHLIGHTS**

- Graduate transfer from Yale
- Out indefinitely with injured right meniscus; has surgery on Jan. 13 and expected to make a full recovery and return to the lineup later this season
- At the time of his injury, he led the team in steals, which includes a career-best five steals vs. Clemson (12/12), and blocks
- Collected a season-high 20 points to go along with seven rebounds, four assists and three steals at Auburn (1/9)
- Scored 14 points to go along with six boards vs. Western Kentucky (12/19)
- Collected eight points, six rebounds and a season-best three blocks at Tennessee (1/2)
- Had nine points and six rebounds to go along with a pair of assists and blocked shots vs. Furman (12/15)
- Earned First Team All-Ivy League and Academic All-Ivy League a year ago
- Became the first Bulldog to ever post a triple double when he had 14 points, 11 rebounds and 10 assists in a victory at Cornell (week of Feb. 22, 2020), earning him Ivy League Player of the Week honors
- Named First Team All-Ivy League in 2020 after averaging 10.9 points a contest and leading the conference at 9.2 rebounds per game
- Ranked among the conference leaders with 1.7 blocks a game (3rd) and 3.8 assists per contest (4th)
- Appeared in 83 total games at Yale making 53 starts across his three seasons from 2016-17 through the 2019-20 campaign
- Missed the 2017-18 campaign due to an injury



**BRUNER'S 2020-21 GAME-BY-GAME STATS**

Opponent	Date	Min	FG-FGA	3FG-FGA	FT-FTA	Off-Def-Tot	PF	A	TO	Stl	Blk	Pts
Jacksonville State	11/25	16	2-6	0-0	0-0	3-1-4	3	1	0	0	1	4
vs. Stanford	11/30	20	2-4	1-3	3-3	0-3-3	1	1	0	1	1	8
vs. UNLV	12/1	26	0-1	0-1	2-2	1-6-7	2	4	4	2	2	2
vs. Providence	12/2	21	3-5	1-2	0-0	3-4-7	2	0	0	1	0	7
vs. Clemson	12/12	24	1-4	1-3	0-0	0-2-2	1	1	0	5	1	3
Furman	12/15	18	4-6	1-2	0-0	4-2-6	1	2	0	1	2	9
Western Kentucky	12/19	28	4-8	1-4	5-6	3-3-6	2	0	2	1	1	14
ETSU	12/22	22	2-4	1-2	3-4	3-5-8	0	4	0	2	1	8
Ole Miss*	12/29	18	2-5	1-4	0-0	1-4-5	4	0	2	1	2	5
at Tennessee*	1/2	25	3-5	0-1	2-5	1-5-6	3	0	1	0	3	8
Florida*	1/5	21	3-4	0-0	0-0	5-2-7	2	4	1	3	1	6
at Auburn*	1/9	27	3-6	3-5	3-5	5-2-7	2	4	1	3	1	20
at Kentucky*	1/12	19	3-7	2-6	0-0	1-1-2	0	2	0	0	0	8
Arkansas*	1/16											DNP
at LSU*	1/19											DNP
Mississippi State*	1/23											DNP

\* indicates Southeastern Conference opponent

		Field Goals		3-Point		F-Throws		Rebounds				Scoring								
SEASON	TEAM	GP-GS	MIN/AVG	FG-FGA	FG%	3FG-FGA	3FG%	FT-FTA	FT%	OFF	DEF	TOT	AVG	PF-FO	AST	TO	BLK	STL	PTS	AVG
2016-17	Yale	25-0	560/22.4	78-152	.513	12-40	.300	43-66	.652	43	97	140	5.6	48-0	31	38	55	9	211	8.4
2018-19	Yale	30-30	840/28.0	121-237	.511	22-79	.278	47-64	.734	63	187	250	8.3	56-1	89	57	46	30	311	10.4
2019-20	Yale	28-28	906/32.4	112-253	.443	32-99	.323	49-64	.766	50	207	257	9.2	49-1	106	71	48	29	305	10.9
2020-21	Bama	13-13	286/22.0	36-71	.507	12-37	.324	18-25	.720	30	39	69	5.3	23-0	23	12	16	20	102	7.8
<b>TOTAL FOR Bama</b>		<b>13-13</b>	<b>286/22.0</b>	<b>36-71</b>	<b>.507</b>	<b>12-37</b>	<b>.324</b>	<b>18-25</b>	<b>.720</b>	<b>30</b>	<b>39</b>	<b>69</b>	<b>5.3</b>	<b>23-0</b>	<b>23</b>	<b>12</b>	<b>16</b>	<b>20</b>	<b>102</b>	<b>7.8</b>
<b>TOTAL</b>		<b>96-71</b>	<b>2592/27.0</b>	<b>347-713</b>	<b>.487</b>	<b>78-255</b>	<b>.306</b>	<b>157-219</b>	<b>.717</b>	<b>186</b>	<b>530</b>	<b>716</b>	<b>7.5</b>	<b>176-2</b>	<b>249</b>	<b>178</b>	<b>165</b>	<b>88</b>	<b>929</b>	<b>9.7</b>



**3 Alex Reese**

**SENIOR**

Forward • 6-9 • 230 • Pelham, Ala.  
Pelham HS

**CAREER HIGHS**

Points	19	vs. Wichita State (11/18/18)
Rebounds	10	vs. South Carolina (2/29/20)
Assists	4	vs. Rhode Island (11/15/19)
Steals	4	2x, last vs. Penn (11/5/19)
Blocks	3	3x, last vs. Florida (1/5/21)
Minutes	30	2x, last vs. Auburn (2/12/20)
Field Goals	7	vs. LSU (1/29/20)
FG Att.	14	3x, last vs. Auburn (2/12/20)
3-Point FG	5	vs. Norfolk State (3/20/19)
3-Point Att.	10	2x, last vs. Auburn (2/12/20)
Free Throws	9	vs. Wichita State (11/18/18)
FT Att.	10	vs. Wichita State (11/18/18)

**2020-21 SEASON HIGHS**

Points	11	Mississippi State (1/23/21)
Rebounds	5	3x, last vs. Clemson (12/12/20)
Assists	2	2x, last vs. Ole Miss (12/29/20)
Steals	3	Arkansas (1/16/21)
Blocks	3	vs. Florida (1/5/21)
Minutes	18	Ole Miss (12/29/20)
Field Goals	4	Mississippi State (1/23/21)
FG Att.	8	2x, last vs. Mississippi State (1/23/21)
3-Point FG	2	4x, last at Kentucky (1/12/21)
3-Point Att.	7	Ole Miss (12/29/20)
Free Throws	2	2x, last vs. Mississippi State (1/23/21)
FT Att.	2	3x, last vs. Mississippi State (1/23/21)

**MISCELLANEOUS STATS**

CATEGORY	2020-21	CAREER
Double-digit scoring	2	23
20+ point games		
Double-digit rebounding		1
Double-doubles		2
Led UA in scoring		8
Led UA in rebounding	1	15
Led UA in three-pointers	1	2
Led UA in assists	1	11
Led UA in steals	3	19
5+ assist games		10
3+ three-pointers	1	3
3+ steal games	1	4
3+ block games		

**2020-21 SEASON HIGHLIGHTS**

- Collected a season-high 11 points in the win over Mississippi State (1/23)
- Scored 10 points to go along with four rebounds and a pair of assists vs. Ole Miss (12/29)
- Collected eight rebounds, two rebounds and two blocked shots in the win at Kentucky (1/12)
- Played in 31 games and made a career-high 26 starts on the year
- Led the team in blocked shots (30), was third in rebounding (4.8 rpg) and fourth in scoring (8.8 ppg) and three-pointers made (51)



**REESE'S 2020-21 GAME-BY-GAME STATS**

Opponent	Date	Min	FG-FGA	3FG-FGA	FT-FTA	Off-Def-Tot	PF	A	TO	Stl	Blk	Pts
Jacksonville State	11/25	13	0-4	0-4	0-0	0-1-1	0	0	2	0	0	0
vs. Stanford	11/30	12	2-6	1-4	0-1	0-5-5	1	1	0	0	1	5
vs. UNLV	12/1	15	1-6	1-6	0-0	0-5-5	1	0	0	0	1	3
vs. Providence	12/2	17	2-4	2-4	0-0	0-2-2	2	0	1	1	0	6
vs. Clemson	12/12	13	2-7	0-3	1-2	0-5-5	2	0	2	1	0	5
Furman	12/15	11	2-5	2-5	0-0	0-0-0	1	1	0	0	0	6
Western Kentucky	12/19	7	0-4	0-2	0-0	0-0-0	0	0	1	0	0	0
ETSU	12/22	17	3-8	1-5	0-0	1-1-2	0	2	0	0	0	7
Ole Miss*	12/29	18	3-8	2-7	2-2	1-3-4	1	2	0	1	1	10
at Tennessee*	1/2	14	0-4	0-3	0-0	1-3-4	0	0	0	0	0	0
Florida*	1/5	14	2-4	1-2	0-0	1-2-3	3	0	0	0	3	5
at Auburn*	1/9	12	1-3	1-3	0-0	0-1-1	1	1	0	1	0	3
at Kentucky*	1/12	13	3-5	2-4	0-0	1-1-2	5	1	1	1	2	8
Arkansas*	1/16	14	1-5	1-4	0-0	0-3-3	0	1	1	3	0	3
at LSU*	1/19	16	2-3	0-1	0-0	1-3-4	2	0	0	0	0	4
Mississippi State*	1/23	28										

\* indicates Southeastern Conference opponent

SEASON	TEAM	GP-GS	MIN/AVG	Field Goals		3-Point		F-Throws		Rebounds				Scoring						
				FG-FGA	FG%	3FG-FGA	3FG%	FT-FTA	FT%	OFF	DEF	TOT	AVG	PF-FO	AST	TO	BLK	STL	PTS	AVG
2017-18	Bama	32-1	370/11.6	46-118	.390	24-74	.324	11-14	.786	22	67	89	2.8	33-0	9	21	7	15	127	4.0
2018-19	Bama	28-0	372/13.3	56-139	.403	27-72	.375	37-49	.755	25	46	71	2.5	31-0	13	25	12	10	176	6.3
2019-20	Bama	31-26	705/22.7	95-243	.391	51-171	.298	32-48	.667	33	117	150	4.8	55-2	33	48	30	13	273	8.8
2020-21	Bama	15-2	208/13.8	24-76	.316	14-57	.246	3-4	.750	6	35	41	2.7	20-1	9	8	8	8	65	4.3
<b>TOTAL</b>		<b>106-29</b>	<b>1655/15.6</b>	<b>221-576</b>	<b>.384</b>	<b>116-374</b>	<b>.310</b>	<b>83-115</b>	<b>.722</b>	<b>86</b>	<b>265</b>	<b>351</b>	<b>3.3</b>	<b>139-3</b>	<b>64</b>	<b>102</b>	<b>57</b>	<b>46</b>	<b>641</b>	<b>6.0</b>



**4 Juwan Gary**

**R-FRESHMAN**

Forward • 6-6 • 218 • Columbia, S.C.  
Liberty Heights/West Charlotte HS

**CAREER HIGHS**

Points	10	Furman (12/15/20)
Rebounds	5	at Kentucky (1/12/21)
Assists	1	Mississippi State (1/23/21)
Steals	1	3x, last at Kentucky (1/12/21)
Blocks	3	Arkansas (1/16/21)
Minutes	16	ETSU (12/22/20)
Field Goals	4	2x, last vs. Arkansas (1/16/21)
FG Att.	7	at Kentucky (1/12/21)
3-Point FG	1	Arkansas (1/16/21)
3-Point Att.	2	at Auburn (1/9/21)
Free Throws	2	3x, last vs. Mississippi State (1/23/21)
FT Att.	4	Furman (12/15/20)

**2020-21 SEASON HIGHS**

Points	10	Furman (12/15/20)
Rebounds	5	at Kentucky (1/12/21)
Assists	1	Mississippi State (1/23/21)
Steals	1	3x, last at Kentucky (1/12/21)
Blocks	3	Arkansas (1/16/21)
Minutes	16	ETSU (12/22/20)
Field Goals	4	2x, last vs. Arkansas (1/16/21)
FG Att.	7	at Kentucky (1/12/21)
3-Point FG	1	Arkansas (1/16/21)
3-Point Att.	2	at Auburn (1/9/21)
Free Throws	2	3x, last vs. Mississippi State (1/23/21)
FT Att.	4	Furman (12/15/20)

**MISCELLANEOUS STATS**

CATEGORY	2020-21	CAREER
Double-digit scoring	1	1
20+ scoring games		
Double-digit rebounding		
Double-doubles		
Led UA in scoring		
Led UA in rebounding		
Led UA in three-pointers		
Led UA in assists		
Led UA in steals	1	1
Led UA in blocks	1	1
5+ assist games		
3+ three-pointer		
3+ steal games		
3+ block games	1	1

**2020-21 SEASON HIGHLIGHTS**

- Had his best game when he collected 10 points and three rebounds in just eight minutes of work vs. Furman (12/15)
- Went for nine points, three rebounds and three blocks in just eight minutes of work vs. Arkansas (1/16)
- Collected four points and season-best five rebounds in 13 minutes of work in the win at Kentucky (1/12)
- Suffered a season-ending knee injury prior to the start of the 2019-20 campaign and reshirted
- Has seen action in just four games as he continues to improve his conditioning coming off the injury



**GARY'S 2020-21 GAME-BY-GAME STATS**

Opponent	Date	Min	FG-FGA	3FG-FGA	FT-FTA	Off-Def-Tot	PF	A	TO	Stl	Blk	Pts
Jacksonville State	11/25	3	0-2	0-0	0-0	0-0-0	0	0	0	0	0	0
vs. Stanford	11/30	3	0-1	0-1	1-2	0-0-0	0	0	0	0	0	1
vs. UNLV	12/1				DNP							
vs. Providence	12/2	2	0-0	0-0	0-0	0-1-1	0	0	0	0	0	0
vs. Clemson	12/12	3	0-0	0-0	0-0	0-0-0	0	0	0	0	0	0
Furman	12/15	8	4-5	0-0	2-4	1-2-3	0	0	0	0	0	10
Western Kentucky	12/19	7	1-1	0-0	0-0	0-1-1	0	0	0	0	0	2
ETSU	12/22	16	3-5	0-0	0-2	1-3-4	2	0	1	1	1	6
Ole Miss*	12/29	4	0-0	0-0	0-0	0-0-0	2	0	0	1	0	0
at Tennessee*	1/2	1	0-0	0-0	0-0	0-0-0	0	0	0	0	0	0
Florida*	1/5	4	0-2	0-0	0-0	1-1-2	0	0	0	0	0	0
at Auburn*	1/9	2	0-2	0-2	0-0	0-0-0	1	0	1	0	0	0
at Kentucky*	1/12	13	2-7	0-0	0-2	4-1-5	1	0	0	1	0	4
Arkansas*	1/16	8	4-4	1-1	0-0	0-3-3	2	0	0	1	3	9
at LSU*	1/19	8	0-0	0-0	0-0	1-2-3	2	1	3	0	0	0
Mississippi State*	1/23	6	0-2	0-0	2-2	0-0-0	1	1	0	0	0	2

\* indicates Southeastern Conference opponent

SEASON	TEAM	GP-GS	MIN/AVG	Field Goals		3-Point		F-Throws		Rebounds				Scoring							
				FG-FGA	FG%	3FG-FGA	3FG%	FT-FTA	FT%	OFF	DEF	TOT	AVG	PF-FO	AST	TO	BLK	STL	PTS	AVG	
2020-21	Bama	14-0	79/5.7	14-29	.483	1-4	.250	3-10	.300	8	14	22	1.6	11-0	1	5	4	4	4	32	2.3
<b>TOTAL</b>		<b>14-0</b>	<b>79/5.7</b>	<b>14-29</b>	<b>.483</b>	<b>1-4</b>	<b>.250</b>	<b>3-10</b>	<b>.300</b>	<b>8</b>	<b>14</b>	<b>22</b>	<b>1.6</b>	<b>11-0</b>	<b>1</b>	<b>5</b>	<b>4</b>	<b>4</b>	<b>4</b>	<b>32</b>	<b>2.3</b>



**5 Jaden Shackelford**

**SOPHOMORE**

Guard • 6-3 • 200 • Hesperia Calif.  
Hesperia HS

**CAREER HIGHS**

Points	28	3x, last vs. Auburn (2/12/20)
Rebounds	12	Jacksonville State (11/25/20)
Assists	8	at LSU (1/19/21)
Steals	3	Furman (11/19/19)
Blocks	2	vs. South Carolina (2/29/20)
Minutes	42	Auburn (2/12/20)
Field Goals	11	Arkansas (2/1/20)
FG Att.	23	Auburn (2/12/20)
3-Point FG	8	ETSU (12/22/20)
3-Point Att.	17	Auburn (2/12/20)
Free Throws	10	Stephen F. Austin (12/6/19)
FT Att.	11	Stephen F. Austin (12/6/19)

**2020-21 SEASON HIGHS**

Points	26	ETSU (12/22/20)
Rebounds	12	Jacksonville State (11/25/20)
Assists	8	at LSU (1/19/21)
Steals	2	4x, last vs. Mississippi State (1/23/21)
Blocks	1	ETSU (12/22/20)
Minutes	38	at Kentucky (1/12/21)
Field Goals	8	ETSU (12/22/20)
FG Att.	15	2x, last at Kentucky (1/12/21)
3-Point FG	8	ETSU (12/22/20)
3-Point Att.	15	ETSU (12/22/20)
Free Throws	7	Western Kentucky (12/19/20)
FT Att.	10	Western Kentucky (12/19/20)

**MISCELLANEOUS STATS**

CATEGORY	2020-21	CAREER
Double-digit scoring	12	32
20+ point games	1	8
Double-digit rebounding	1	1
Double-doubles	1	1
Led UA in scoring	3	11
Led UA in rebounding	3	6
Led UA in three-pointers	3	15
Led UA in assists	3	5
Led UA in steals	1	2
Led UA in blocks		2
5+ assist games	2	2
3+ three-pointers	4	19
3+ steal games		1
3+ block games		

**2020-21 SEASON HIGHLIGHTS**

- Named SEC Player of the Week for the week of Dec. 30 when after he scored 26 points on the strength of a career-best eight three-pointers to lead UA past ETSU, 85-69, on Dec. 22.
- Tied for team lead in double-figure scoring games (12) and charges taken (5), ranks second in threes made and attempted and scoring average
- Has hit double figured in 26 of his last 30 games played dating back to last season
- Recorded first career double-double with 18 points and 12 rebounds – both team highs – to lead UA past Jacksonville State (11/25)
- Collected 18 points, six rebounds and a career-best six assists in the win at Kentucky (1/12)
- Finished with 16 points in the win over Florida (1/5)
- Burst onto the college basketball scene last year, earning SEC All-Freshman honors
- Finished his rookie campaign averaging 15.0 points per game, which ranked second on the team and 11th in the SEC
- Scored a total of 466 points on the year which is fourth-best by any freshman in program history, trailing only Collin Sexton, James “Hollywood” Robinson and Eddie Phillips
- Led all SEC players with 55 made three-pointers during conference play
- Named the SEC Freshman of the Week and the USBWA National Freshman of the Week for the week of Feb. 17
- His 84 made threes on the year ranks seventh-best in a single-season in the program’s record books, while his 235 three-point attempts led the team and was fifth-best in UA history



**SHACKELFORD'S 2020-21 GAME-BY-GAME STATS**

Opponent	Date	Min	FG-FGA	3FG-FGA	FT-FTA	Off-Def-Tot	PF	A	TO	Stl	Blk	Pts
Jacksonville State	11/25	26	6-13	1-4	5-5	3-9-12	1	2	2	2	0	18
vs. Stanford	11/30	23	3-13	2-5	2-2	1-2-3	3	0	2	0	0	10
vs. UNLV	12/1	28	4-10	3-7	2-5	0-5-5	0	4	0	1	0	13
vs. Providence	12/2	29	4-11	3-6	4-4	3-3-6	1	1	1	0	0	15
vs. Clemson	12/12	27	2-8	0-3	1-2	1-0-1	2	1	3	2	0	5
Furman	12/15	29	4-9	1-5	4-8	1-3-4	3	1	3	1	0	13
Western Kentucky	12/19	33	2-9	1-5	7-10	1-3-4	1	1	0	1	0	12
ETSU	12/22	36	8-15	8-13	2-5	1-3-4	1	2	1	0	1	26
Ole Miss*	12/29	33	3-10	1-7	2-5	2-5-7	0	4	0	0	0	9
at Tennessee*	1/2	24	3-5	1-2	2-4	0-1-1	4	2	0	2	0	9
Florida*	1/5	31	5-12	2-7	4-4	0-3-3	1	0	2	0	0	16
at Auburn*	1/9	27	4-13	1-5	2-4	1-6-7	2	1	0	1	0	11
at Kentucky*	1/12	38	6-15	2-5	4-5	1-1-2	2	6	3	0	0	18
Arkansas*	1/16	24	6-11	4-7	0-0	0-1-1	2	3	1	0	0	16
at LSU*	1/19	28	3-8	0-3	0-0	1-1-2	2	8	2	1	0	6
Mississippi State*	1/23	29	5-11	2-5	0-0	2-2-4	0	3	3	2	0	12

\* indicates Southeastern Conference opponent

SEASON	TEAM	GP-GS	MIN/AVG	Field Goals		3-Point		F-Throws		Rebounds				Scoring						
				FG-FGA	FG%	3FG-FGA	3FG%	FT-FTA	FT%	OFF	DEF	TOT	AVG	PF-FO	AST	TO	BLK	STL	PTS	AVG
2019-20	Bama	31-19	911/29.4	148-358	.413	84-235	.357	86-112	.768	39	100	139	4.5	52-0	44	46	6	17	466	15.0
2020-21	Bama	15-15	436/29.0	63-162	.389	30-84	.357	41-61	.672	16	46	62	4.1	25-0	36	20	1	11	197	13.1
<b>TOTAL</b>		<b>46-34</b>	<b>1347/29.3</b>	<b>211-520</b>	<b>.406</b>	<b>114-319</b>	<b>.357</b>	<b>127-173</b>	<b>.734</b>	<b>55</b>	<b>146</b>	<b>201</b>	<b>4.4</b>	<b>77-0</b>	<b>80</b>	<b>66</b>	<b>7</b>	<b>28</b>	<b>663</b>	<b>14.4</b>



**11 Joshua Primo**

**FRESHMAN**

Guard • 6-6 • 190 • Toronto, Ontario  
Royal Crown Academic School

**CAREER HIGHS**

Points	22	2x, last at LSU (1/19/21)
Rebounds	6	Ole Miss (12/29/20)
Assists	3	3x, last vs. Arkansas (1/16/21)
Steals	4	at Kentucky (1/12/21)
Blocks	1	2x, last at Auburn (1/9/21)
Minutes	38	at Auburn (1/9/21)
Field Goals	8	at LSU (1/19/21)
FG Att.	17	at Auburn (1/9/21)
3-Point FG	6	at LSU (1/19/21)
3-Point Att.	8	2x, last at LSU (1/19/21)
Free Throws	8	at Auburn (1/9/21)
FT Att.	8	at Auburn (1/9/21)

**2020-21 SEASON HIGHS**

Points	22	2x, last at LSU (1/19/21)
Rebounds	6	Ole Miss (12/29/20)
Assists	3	3x, last vs. Arkansas (1/16/21)
Steals	4	at Kentucky (1/12/21)
Blocks	1	2x, last at Auburn (1/9/21)
Minutes	38	at Auburn (1/9/21)
Field Goals	8	at LSU (1/19/21)
FG Att.	17	at Auburn (1/9/21)
3-Point FG	6	at LSU (1/19/21)
3-Point Att.	8	2x, last at LSU (1/19/21)
Free Throws	8	at Auburn (1/9/21)
FT Att.	8	at Auburn (1/9/21)

**MISCELLANEOUS STATS**

CATEGORY	2020-21	CAREER
Double-digit scoring	7	7
20+ scoring games	2	2
Double-digit rebounding		
Double-doubles		
Led UA in scoring	1	1
Led UA in rebounding	1	1
Led UA in three-pointers	2	2
Led UA in assists	1	1
Led UA in steals	2	2
Led UA in blocks		
5+ assist games		
3+ three-pointer	6	6
3+ steal games	1	1
3+ block games		

**2020-21 SEASON HIGHLIGHTS**

- Named SEC Freshman of the Week for the week of Jan. 25
- Earned the accolade after averaging 19.0 points, 5.0 threes made and 3.5 rebounds per game over his last two games (at LSU and vs. Mississippi State), while shooting 73.7 percent (14-of-19) from the floor and 76.9 percent (10-of-13) from beyond the arc
- Had season high 22 points including career-best marks of 4-of-8 from beyond the arc and 8-of-8 from the free throw line, to go along with five boards and three assists in the win at Auburn (1/9)
- Matched that with 22 points at LSU (1/19), knocking down a career-best six three-pointers in the victory
- Scored 19 points on 6-of-9 shooting from the field and 4-of-5 from beyond the arc in the win over Mississippi State (1/23)
- Collected 15 points in 24 minutes of action vs. Providence (12/2), hitting 5-of-9 shots from the field, 3-of-6 from deep and 2-of-4 from the charity stripe
- Scored 12 points – all coming in the final 15 minutes – and had a season-best four steals in the win at Kentucky (1/12)
- Added 11 points to go along with five rebounds in the upset win at No. 7 Tennessee (1/2)
- Scored 11 points on 4-of-8 shooting from the floor including three three-pointers vs. UNLV (12/1)
- Rated as a five-star prospect, the No. 19 overall player and the No. 5 overall combo guard in the 2020 class by 247Sports.com
- Reclassified from a 2021 recruit to the class of 2020 after completing his prep requirements early from Royal Crown International



**PRIMO'S 2020-21 GAME-BY-GAME STATS**

Opponent	Date	Min	FG-FGA	3FG-FGA	FT-FTA	Off-Def-Tot	PF	A	TO	Stl	Blk	Pts
Jacksonville State	11/25	17	2-4	0-2	1-2	0-3-3	3	1	0	1	0	5
vs. Stanford	11/30	18	0-2	0-1	0-2	0-2-2	2	3	2	2	0	0
vs. UNLV	12/1	17	4-8	3-6	0-0	1-2-3	1	0	1	0	0	11
vs. Providence	12/2	24	5-9	3-6	2-4	1-2-3	4	1	0	1	0	15
vs. Clemson	12/12	23	3-4	0-1	0-0	0-2-2	1	0	1	0	0	6
Furman	12/15	22	2-6	1-5	0-1	0-2-2	2	1	1	0	0	5
Western Kentucky	12/19	25	2-4	2-3	2-2	2-2-4	3	0	2	0	1	8
ETSU	12/22	19	1-5	0-4	1-2	1-2-3	3	0	4	2	0	3
Ole Miss*	12/29	24	2-8	0-2	2-2	2-4-6	2	1	0	0	0	6
at Tennessee*	1/2	25	4-8	3-5	0-0	4-1-5	2	1	4	0	0	11
Florida*	1/5	20	0-4	0-3	0-0	0-2-2	1	2	4	1	0	0
at Auburn*	1/9	38	5-17	4-8	8-8	3-2-5	2	3	5	2	1	22
at Kentucky*	1/12	33	4-9	1-3	3-3	1-1-2	3	1	0	4	1	12
Arkansas*	1/16	24	1-6	0-3	1-2	2-3-5	0	3	1	0	0	3
at LSU*	1/19	19	8-10	6-8	0-0	1-3-4	0	0	0	1	0	22
Mississippi State*	1/23	32	6-9	4-5	0-0	1-2-3	4	0	1	0	0	16

\* indicates Southeastern Conference opponent

SEASON	TEAM	GP-GS	MIN/AVG	Field Goals		3-Point		F-Throws		Rebounds				Scoring						
				FG-FGA	FG%	3FG-FGA	3FG%	FT-FTA	FT%	OFF	DEF	TOT	AVG	PF	FO	AST	TO	BLK	STL	PTS
2020-21	Bama	15-8	350/23.4	43-104	.413	23-60	.383	20-28	.714	18	33	51	3.4	29-0	17	25	3	14	129	8.6
<b>TOTAL</b>		<b>15-8</b>	<b>350/23.4</b>	<b>43-104</b>	<b>.413</b>	<b>23-60</b>	<b>.383</b>	<b>20-28</b>	<b>.714</b>	<b>18</b>	<b>33</b>	<b>51</b>	<b>3.4</b>	<b>29-0</b>	<b>17</b>	<b>25</b>	<b>3</b>	<b>14</b>	<b>129</b>	<b>8.6</b>



**12 Darius Miles**

**FRESHMAN**

Forward • 6-6 • 185 • Washington, D.C.  
Theodore Roosevelt HS

**CAREER HIGHS**

Points	9	at LSU (1/19/21)
Rebounds	2	vs. Jacksonville State (11/25/20)
Assists		
Steals	1	vs. Stanford (11/30/20)
Blocks	1	vs. Stanford (11/30/20)
Minutes	13	Arkansas (1/16/21)
Field Goals	3	2x, last at LSU (1/19/21)
FG Att.	8	at LSU (1/19/21)
3-Point FG	2	2x, last at LSU (1/19/21)
3-Point Att.	6	at LSU (1/19/21)
Free Throws	2	Ole Miss (12/29/20)
FT Att.	2	2x, last at LSU (1/19/21)

**2020-21 SEASON HIGHS**

Points	9	at LSU (1/19/21)
Rebounds	2	vs. Jacksonville State (11/25/20)
Assists		
Steals	1	vs. Stanford (11/30/20)
Blocks	1	vs. Stanford (11/30/20)
Minutes	13	Arkansas (1/16/21)
Field Goals	3	2x, last at LSU (1/19/21)
FG Att.	8	at LSU (1/19/21)
3-Point FG	2	2x, last at LSU (1/19/21)
3-Point Att.	6	at LSU (1/19/21)
Free Throws	2	Ole Miss (12/29/20)
FT Att.	2	2x, last at LSU (1/19/21)

**MISCELLANEOUS STATS**

CATEGORY	2020-21	CAREER
Double-digit scoring		
20+ scoring games		
Double-digit rebounding		
Double-doubles		
Led UA in scoring		
Led UA in rebounding		
Led UA in three-pointers		
Led UA in assists		
Led UA in steals		
Led UA in blocks	1	1
5+ assist games		
3+ three-pointer		
3+ steal games		
3+ block games	2	

**2020-21 SEASON HIGHLIGHTS**

- Averaging 8.5 points and 11.0 minutes per game across his last two contests in which he's seen action, while shooting 6-of-12 (.500) from the field and 4-of-9 (.444) from beyond the arc
- Played eight minutes vs. Arkansas, finishing with eight points and a pair of three-pointers in just 13 minutes of action vs. Arkansas (1/16)
- Rated as a four-star prospect by Rivals and a three-star signee according to 247Sports
- Rivals.com lists him as the 113th best prospect and the 26th best small forward in the nation



**MILES' 2020-21 GAME-BY-GAME STATS**

Opponent	Date	Min	FG-FGA	3FG-FGA	FT-FTA	Off-Def-Tot	PF	A	TO	Stl	Blk	Pts
Jacksonville State	11/25	4	1-2	0-1	0-0	1-1-2	0	0	1	0	0	2
vs. Stanford	11/30	5	1-4	1-3	0-0	0-0-0	0	0	0	1	1	3
vs. UNLV	12/1				DNP							
vs. Providence	12/2	1	0-0	0-0	0-0	0-0-0	0	0	2	0	0	0
vs. Clemson	12/12				DNP							
Furman	12/15				DNP							
Western Kentucky	12/19				DNP							
ETSU	12/22	2	0-0	0-0	0-0	0-1-1	0	0	1	0	0	0
Ole Miss*	12/29	1	0-0	0-0	2-2	0-0-0	0	0	0	0	0	2
at Tennessee*	1/2				DNP							
Florida*	1/5				DNP							
at Auburn*	1/9				DNP							
at Kentucky*	1/12				DNP							
Arkansas*	1/16	13	3-4	2-3	0-0	0-1-1	2	0	2	0	0	8
at LSU*	1/19	9	3-8	2-6	1-2	0-1-1	1	0	4	0	0	9
Mississippi State*	1/23				DNP							

\* indicates Southeastern Conference opponent

SEASON	TEAM	GP-GS	MIN/AVG	Field Goals		3-Point		F-Throws		Rebounds				Scoring						
				FG-FGA	FG%	3FG-FGA	3FG%	FT-FTA	FT%	OFF	DEF	TOT	AVG	PF	FO	AST	TO	BLK	STL	PTS
2020-21	Bama	8-0	34/4.3	8-18	.444	5-13	.385	3-4	.750	1	4	5	0.6	3-0	0	10	1	1	24	3.0
<b>TOTAL</b>		<b>8-0</b>	<b>34/4.3</b>	<b>8-18</b>	<b>.444</b>	<b>5-13</b>	<b>.385</b>	<b>3-4</b>	<b>.750</b>	<b>1</b>	<b>4</b>	<b>5</b>	<b>0.6</b>	<b>3-0</b>	<b>0</b>	<b>10</b>	<b>1</b>	<b>1</b>	<b>24</b>	<b>3.0</b>





**13 Jahvon Quinerly**

**SOPHOMORE**

Guard • 6-1 • 175 • Hackensack, N.J.  
Villianova/Hudson Catholic HS

**CAREER HIGHS**

Points	24	Ole Miss (12/29/20)
Rebounds	4	vs. UNLV (12/1/20)
Assists	9	ETSU (12/22/20)
Steals	3	vs. Stanford (11/30/20)
Blocks	1	Western Kentucky (12/19/20)
Minutes	36	ETSU (12/22/20)
Field Goals	8	2x, last at LSU (1/19/21)
FG Att.	14	2x, last at Tennessee (1/2/21)
3-Point FG	6	at LSU (1/19/21)
3-Point Att.	7	at LSU (1/19/21)
Free Throws	6	vs. UNLV (12/1/20)
FT Att.	10	Ole Miss (12/29/20)

**2020-21 SEASON HIGHS**

Points	24	Ole Miss (12/29/20)
Rebounds	4	vs. UNLV (12/1/20)
Assists	9	ETSU (12/22/20)
Steals	3	vs. Stanford (11/30/20)
Blocks	1	Western Kentucky (12/19/20)
Minutes	36	ETSU (12/22/20)
Field Goals	8	2x, last at LSU (1/19/21)
FG Att.	14	2x, last at Tennessee (1/2/21)
3-Point FG	6	at LSU (1/19/21)
3-Point Att.	7	at LSU (1/19/21)
Free Throws	6	vs. UNLV (12/1/20)
FT Att.	10	Ole Miss (12/29/20)

**MISCELLANEOUS STATS**

CATEGORY	2020-21	CAREER
Double-digit scoring	8	9
20+ point games	2	2
Double-digit rebounding		
Double-doubles		
Led UA in scoring	3	3
Led UA in rebounding		
Led UA in three-pointers	2	2
Led UA in assists	5	5
Led UA in steals	2	2
Led UA in blocks		
5+ assist games	3	3
3+ three-pointers	2	2
3+ steal games	1	1
3+ block games		

**2020-21 SEASON HIGHLIGHTS**

- Leads UA in assists, fourth in scoring and has eight double-figure scoring games
- Went for a career-best 24 points in the win over Ole Miss (12/29) in his first SEC game
- Collected 22 points and set new career highs in field goals made (8) and threes made (6) in the victory at LSU (1/19)
- Made his Crimson Tide debut and showed out for 18 points and three assists to lead UA to a win over Jacksonville State (11/25)
- Scored 19 points – 17 in the second half – to go along with four assists and four rebounds in a career-best 30 minutes of action vs. UNLV (12/1)
- Had 14 points to go along with a career-best nine assists with only one turnover in the win over ETSU (12/22)
- Sat out the entire 2019-20 campaign after his NCAA waiver and appeal were both denied by the NCAA
- Averaged 3.2 points and 9.1 minutes per game in 25 appearances in his lone season at Villanova in 2018-19
- 2018 McDonalds All-American, two-time New Jersey Gatorade Player of the Year
- Ranked No. 26 in ESPN's Top 100 in the Prep Class of 2018



**QUINERLY'S 2020-21 GAME-BY-GAME STATS**

Opponent	Date	Min	FG-FGA	3FG-FGA	FT-FTA	Off-Def-Tot	PF	A	TO	Stl	Blk	Pts
Jacksonville State	11/25	26	7-12	2-5	2-2	0-1-1	1	3	1	1	0	18
vs. Stanford	11/30	24	6-11	1-3	1-1	0-0-0	3	2	3	3	0	14
vs. UNLV	12/1	30	6-11	1-4	6-6	1-3-4	2	4	2	0	0	19
vs. Providence	12/2	22	3-9	1-3	3-5	0-1-1	4	3	2	0	0	10
vs. Clemson	12/12	27	3-10	1-4	0-0	2-1-3	2	2	3	2	0	7
Furman	12/15	17	1-2	1-1	0-0	0-0-0	2	3	0	0	0	3
Western Kentucky	12/19	21	4-7	0-2	1-2	0-1-1	2	3	6	0	1	9
ETSU	12/22	36	4-8	1-5	5-8	1-1-2	5	9	1	1	0	14
Ole Miss*	12/29	32	8-14	3-5	5-10	2-3-5	1	0	4	1	0	24
at Tennessee*	1/2	27	5-14	0-2	2-2	1-1-2	3	5	2	0	0	12
Florida*	1/5				DNP							
at Auburn*	1/9				DNP							
at Kentucky*	1/12				DNP							
Arkansas*	1/16	22	2-8	0-4	3-4	0-4-4	1	4	1	1	0	7
at LSU*	1/19	19	8-11	6-7	0-0	0-1-1	0	1	2	0	0	22
Mississippi State*	1/23	23	1-7	0-3	2-2	1-2-3	1	5	2	1	0	4

\* indicates Southeastern Conference opponent

SEASON	TEAM	GP-GS	MIN/AVG	Field Goals		3-Point		F-Throws		Rebounds				Scoring						
				FG-FGA	FG%	3FG-FGA	3FG%	FT-FTA	FT%	OFF	DEF	TOT	AVG	PF-FO	AST	TO	BLK	STL	PTS	AVG
2018-19	VU	25-0	230/9.2	28-83	.337	12-48	.250	11-15	.733	2	18	20	0.8	18-0	22	19	0	5	79	3.2
2020-21	Bama	12-7	303/25.2	57-117	.487	17-45	.378	28-40	.700	7	17	24	2.0	26-1	39	27	1	9	159	13.3
<b>TOTAL FOR Bama</b>		<b>12-7</b>	<b>303/25.2</b>	<b>57-117</b>	<b>.487</b>	<b>17-45</b>	<b>.378</b>	<b>28-40</b>	<b>.700</b>	<b>7</b>	<b>17</b>	<b>24</b>	<b>2.0</b>	<b>26-1</b>	<b>39</b>	<b>27</b>	<b>1</b>	<b>9</b>	<b>159</b>	<b>13.3</b>
<b>TOTAL</b>		<b>37-7</b>	<b>533/14.4</b>	<b>85-200</b>	<b>.425</b>	<b>29-93</b>	<b>.312</b>	<b>39-55</b>	<b>.709</b>	<b>9</b>	<b>35</b>	<b>44</b>	<b>1.2</b>	<b>44-1</b>	<b>61</b>	<b>46</b>	<b>1</b>	<b>14</b>	<b>238</b>	<b>6.4</b>



**14 Keon Ellis**

**JUNIOR**

Guard • 6-6 • 170 • Eustis, Fla.  
Leesburg, HS

**CAREER HIGHS**

Points	16	Florida (1/5/21)
Rebounds	8	Florida (1/5/21)
Assists	3	Ole Miss (12/29/20)
Steals	3	Mississippi State (1/23/21)
Blocks	2	Mississippi State (1/23/21)
Minutes	24	Florida (1/5/21)
Field Goals	5	Florida (1/5/21)
FG Att.	6	Florida (1/5/21)
3-Point FG	3	Florida (1/5/21)
3-Point Att.	4	Ole Miss (12/29/20)
Free Throws	5	at Auburn (1/9/21)
FT Att.	5	at Auburn (1/9/21)

**2020-21 SEASON HIGHS**

Points	16	Florida (1/5/21)
Rebounds	8	Florida (1/5/21)
Assists	3	Ole Miss (12/29/20)
Steals	3	Mississippi State (1/23/21)
Blocks	2	Mississippi State (1/23/21)
Minutes	24	Florida (1/5/21)
Field Goals	5	Florida (1/5/21)
FG Att.	6	Florida (1/5/21)
3-Point FG	3	Florida (1/5/21)
3-Point Att.	4	Ole Miss (12/29/20)
Free Throws	5	at Auburn (1/9/21)
FT Att.	5	at Auburn (1/9/21)

**MISCELLANEOUS STATS**

CATEGORY	2020-21	CAREER
Double-digit scoring	1	1
20+ scoring games		
Double-digit rebounding		
Double-doubles		
Led UA in scoring	1	1
Led UA in rebounding	2	2
Led UA in three-pointers	1	1
Led UA in assists		
Led UA in steals		
Led UA in blocks		
5+ assist games		
3+ three-pointer	1	1
3+ steal games	1	1
3+ block games		

**2020-21 SEASON HIGHLIGHTS**

- Began the season 0-of-5 from three through his first seven games but has since gone 8-of-18 (.444) from beyond the arc
- Scored a career-best 16 points on 5-of-6 shooting from the field and a perfect 3-of-3 from beyond the arc in the win over Florida (1/5)
- Had scored 23 total points in the 10 previous games combined leading into the contest with the Gators
- Rated as a four-star prospect by Rivals and a three-star signee according to 247Sports
- Named a Second Team NJCAA All-American
- Rated by 247Sports as the No. 1 combo guard and the No. 4 JUCO player in the nation
- Averaged 18.7 ppg for the Buccaneers, who finished the 2019-20 season with a 29-2 overall record and were ranked No. 1 in the NJCAA
- Connected on 54 percent shooting from the field, 40 percent from beyond the arc and 81 percent from the charity stripe for the year
- Made his presence felt on the defensive end as he averaged 2.1 steals and 1.2 blocks per game as a sophomore, making him just one of four players nationally to average 2.0 or more steals and 1.0 or more blocks per game
- His 562 points and 64 steals during his sophomore season are the most in a single season in school history
- Finished his career ranked among the program's top-10 in career points, field goals made, field goal percentage, three-pointers made, three-point percentage, free throws made, free throws attempted, blocked shots and ranks as FSW's all-time leader with 114 steals



**ELLIS' 2020-21 GAME-BY-GAME STATS**

Opponent	Date	Min	FG-FGA	3FG-FGA	FT-FTA	Off-Def-Tot	PF	A	Stl	Blk	Pts
Jacksonville State	11/25	17	0-0	0-0	0-0	0-2-2	2	2	0	1	0
vs. Stanford	11/30	18	1-3	0-2	1-2	0-1-1	1	0	2	1	0
vs. UNLV	12/1					DNP					
vs. Providence	12/2	9	1-2	0-1	0-0	0-1-1	0	0	0	0	2
vs. Clemson	12/12	5	0-1	0-0	0-0	0-1-1	0	0	1	1	0
Furman	12/15	8	1-3	0-2	0-0	0-0-0	0	1	0	0	2
Western Kentucky	12/19	2	0-1	0-0	1-2	1-0-1	0	0	0	0	1
ETSU	12/22	20	3-4	1-2	0-0	1-2-3	3	1	1	1	7
Ole Miss*	12/29	17	2-5	1-4	0-0	2-2-4	3	3	2	0	5
at Tennessee*	1/2	11	1-3	1-1	0-0	1-2-3	1	0	0	0	3
Florida*	1/5	24	5-6	3-3	3-3	0-8-8	1	2	1	2	16
at Auburn*	1/9	19	1-4	0-1	5-5	0-1-1	5	1	2	2	7
at Kentucky*	1/12	18	0-0	0-0	0-0	0-6-6	4	0	2	2	0
Arkansas*	1/16	21	2-4	1-3	2-3	0-2-2	2	2	1	1	7
at LSU*	1/19	14	0-5	0-2	1-2	1-3-4	0	0	0	1	1
Mississippi State*	1/23	13	1-2	1-2	0-0	1-3-4	1	2	1	3	2

\* indicates Southeastern Conference opponent

SEASON	TEAM	GP-GS	MIN/AVG	Field Goals		3-Point		F-Throws		Rebounds				Scoring						
				FG-FGA	FG%	3FG-FGA	3FG%	FT-FTA	FT%	OFF	DEF	TOT	AVG	PF	FO	AST	TO	BLK	STL	PTS
2020-21	Bama	14-1	201/14.3	17-41	.415	7-21	.333	13-17	.765	6	31	37	2.6	22-1	12	12	2	12	54	3.9
<b>TOTAL</b>		<b>14-1</b>	<b>201/14.3</b>	<b>17-41</b>	<b>.415</b>	<b>7-21</b>	<b>.333</b>	<b>13-17</b>	<b>.765</b>	<b>6</b>	<b>31</b>	<b>37</b>	<b>2.6</b>	<b>22-1</b>	<b>12</b>	<b>12</b>	<b>2</b>	<b>12</b>	<b>54</b>	<b>3.9</b>



**22 Keon Ambrose-Hylton**

**FRESHMAN**

Forward • 6-8 • 210 • Toronto, Ontario  
Andrews Osborne Academy

**CAREER HIGHS**

Points	4	3x, last vs. Mississippi State (1/23/21)
Rebounds	4	vs. Arkansas (1/16/21)
Assists	2	at LSU (1/19/21)
Steals		
Blocks		
Minutes	10	2x, last vs. Mississippi State (1/23/21)
Field Goals	2	3x, last vs. Mississippi State (1/23/21)
FG Att.	4	vs. Arkansas (1/16/21)
3-Point FG		
3-Point Att.		
Free Throws		
FT Att.	2	vs. Jacksonville State (11/25/20)

**2020-21 SEASON HIGHS**

Points	4	3x, last vs. Mississippi State (1/23/21)
Rebounds	4	vs. Arkansas (1/16/21)
Assists	2	at LSU (1/19/21)
Steals		
Blocks		
Minutes	10	2x, last vs. Mississippi State (1/23/21)
Field Goals	2	3x, last vs. Mississippi State (1/23/21)
FG Att.	4	vs. Arkansas (1/16/21)
3-Point FG		
3-Point Att.		
Free Throws		
FT Att.	2	vs. Jacksonville State (11/25/20)

**MISCELLANEOUS STATS**

CATEGORY	2020-21	CAREER
Double-digit scoring		
20+ point games		
Double-digit rebounding		
Double-doubles		
Led UA in scoring		
Led UA in rebounding		
Led UA in three-pointers		
Led UA in assists		
Led UA in steals		
Led UA in blocks		
5+ assist games		
3+ three-pointers		
3+ steal games		
3+ block games		

**2020-21 SEASON HIGHLIGHTS**

- Has connected on 8-of-11 shots on the year (.737 FG%)
- Had a career-best game by accounting for four points and four rebounds in just 10 minutes of action vs. Arkansas (1/16)
- A four-star prospect by ESPN, Rivals and 247Sports
- Ranked by ESPN as the No. 58 overall player in the 2020 class and No. 14 at his position
- Ranked by 247Sports.com as the No. 78 overall player in the nation and the No. 13 power forward
- Rated as the No. 2 overall player by North Pole Hoops in Canada's 2020 class



**AMBROSE-HYLTON'S 2020-21 GAME-BY-GAME STATS**

Opponent	Date	Min	FG-FGA	3FG-FGA	FT-FTA	Off-Def-Tot	PF	A	TO	Stl	Blk	Pts
Jacksonville State	11/25	7	0-1	0-0	0-2	1-0-1	2	0	1	0	0	0
vs. Stanford	11/30	5	0-0	0-0	0-0	0-1-1	0	0	0	0	0	0
vs. UNLV	12/1				DNP							
vs. Providence	12/2	3	1-1	0-0	0-0	1-0-1	0	0	0	0	0	2
vs. Clemson	12/12	3	0-0	0-0	0-0	0-0-0	0	0	0	0	0	0
Furman	12/15				DNP							
Western Kentucky	12/19				DNP							
ETSU	12/22	4	2-2	0-0	0-0	0-0-0	0	0	0	0	0	4
Ole Miss*	12/29	3	0-0	0-0	0-0	0-0-0	0	0	0	0	0	0
at Tennessee*	1/2				DNP							
Florida*	1/5	2	0-0	0-0	0-0	0-0-0	2	0	0	0	0	0
at Auburn*	1/9				DNP							
at Kentucky*	1/12				DNP							
Arkansas*	1/16	10	2-4	0-0	0-0	1-3-4	0	0	1	0	0	4
at LSU*	1/19	9	1-1	0-0	0-0	0-1-1	2	2	1	0	0	2
Mississippi State*	1/23	10	2-2	0-0	0-0	0-3-3	0	0	0	1	0	4

\* indicates Southeastern Conference opponent

SEASON	TEAM	GP-GS	MIN/AVG	Field Goals		3-Point		F-Throws		Rebounds				Scoring						
				FG-FGA	FG%	3FG-FGA	3FG%	FT-FTA	FT%	OFF	DEF	TOT	AVG	PF	FO	AST	TO	BLK	STL	PTS
2020-21	Bama	10-0	45/4.5	6-9	.667	0-0	.000	0-2	.000	3	5	8	0.8	6-0	2	3	0	0	12	1.2
<b>TOTAL</b>		<b>10-0</b>	<b>45/4.5</b>	<b>6-9</b>	<b>.667</b>	<b>0-0</b>	<b>.000</b>	<b>0-2</b>	<b>.000</b>	<b>3</b>	<b>5</b>	<b>8</b>	<b>0.8</b>	<b>6-0</b>	<b>2</b>	<b>3</b>	<b>0</b>	<b>0</b>	<b>12</b>	<b>1.2</b>



**23 John Petty Jr.**

**SENIOR**

Guard • 6-5 • 184 • Huntsville, Ala.  
Mae Jemison HS

**CAREER HIGHS**

Points	39	vs. Samford (12/18/19)
Rebounds	12	vs. Iowa State (11/28/19)
Assists	7	2x, last vs. Tennessee (2/4/20)
Steals	4	vs. Western Kentucky (12/19/20)
Blocks	4	vs. Kentucky (1/11/20)
Minutes	44	vs. Florida (1/4/20)
Field Goals	12	vs. Samford (12/18/19)
FG Att.	22	vs. Iowa State (11/28/19)
3-Point FG	10	2x, last vs. Samford (12/18/19)
3-Point Att.	13	3x, last vs. Samford (12/18/19)
Free Throws	7	vs. Appalachian State (11/11/18)
FT Att.	10	vs. Appalachian State (11/11/18)

**2020-21 SEASON HIGHS**

Points	24	at LSU (1/19/21)
Rebounds	8	at Auburn (1/29/21)
Assists	6	2x, last vs. Furman (12/15/20)
Steals	4	vs. Western Kentucky (12/19/20)
Blocks	1	4x, last vs. Mississippi State (1/23/21)
Minutes	35	vs. Furman (12/15/20)
Field Goals	9	at Kentucky (1/12/21)
FG Att.	15	at Kentucky (1/12/21)
3-Point FG	8	at LSU (1/19/21)
3-Point Att.	10	3x, last vs. Mississippi State (1/23/21)
Free Throws	5	2x, last vs. Clemson (12/12/20)
FT Att.	6	vs. UNLV (12/1/20)

**MISCELLANEOUS STATS**

CATEGORY	2020-21	CAREER
Double-digit scoring	12	61
20+ point games	3	17
Double-digit rebounding		6
Double-doubles		4
Led UA in scoring	6	26
Led UA in rebounding	2	16
Led UA in three-pointers	6	54
Led UA in assists	2	20
Led UA in steals	2	15
Led UA in blocks	1	10
5+ assist games	2	5
3+ three-pointers	6	42
3+ steal games	2	6
3+ block games		1

**2020-21 SEASON HIGHLIGHTS**

- Two-time SEC Player of the Week, earning the honor twice in the last three weeks (Jan. 4 and Jan. 18)
- Also named the NCAA National Player of the Week for Jan. 18
- Leads team in scoring, double-figure scoring games (12) and threes made and attempted
- School's all-time three-point record holder, breaking the mark against Arkansas (1/16) by sinking five treys and finishing with 17 points in the win
- Had a season-high 24 points by knocking down 8-of-10 three-pointers in the win at LSU (1/19)
- Collected high 23 points on 9-of-15 shooting from the floor and 4-of-7 from beyond the arc at Kentucky (1/12)
- Scored 22 points on 6-of-10 shooting from deep to go along with six assists and only one turnover vs. UNLV (12/1)
- Had 17 points on a perfect 4-of-4 shooting from deep, to go along with six rebounds and a pair of assists in the win at then-No. 7 Tennessee (1/2)
- Collected 14 points and six boards in season-opening win over Jacksonville State (11/25)
- Named All-SEC Second Team in 2020
- Played in 29 contests last season and made 28 starts while leading the team in rebounding (6.6 rpg) and three-point field goal percentage (44.0 percent) while ranking second in assists (2.5 apg) and minutes (33.5 mpg) and third in scoring (14.5 ppg) – all career-best numbers
- Led the SEC and ranked ninth in the nation in three-point percentage
- Ranked second in the conference and 26th nationally in threes made per game (2.93)
- Also topped UA with four double-doubles on the year
- Became the 51st player in program history to reach 1,000 career points and the 32nd to do so in three years (currently has 1,137 points)
- Became just the fifth player in program history with at least 200 made three-pointers for his career



**PETTY'S 2020-21 GAME-BY-GAME STATS**

Opponent	Date	Min	FG-FGA	3FG-FGA	FT-FTA	Off-Def-Tot	PF	A	TO	Stl	Blk	Pts
Jacksonville State	11/25	26	6-14	2-8	0-1	2-4-6	1	1	1	2	0	14
vs. Stanford	11/30	30	3-7	1-4	0-1	3-3-6	3	0	0	0	1	7
vs. UNLV	12/1	33	7-12	6-10	2-3	0-4-4	0	6	1	0	1	22
vs. Providence	12/2	28	5-11	1-6	5-6	1-4-5	4	2	1	0	0	16
vs. Clemson	12/12	32	2-10	1-5	5-5	0-4-4	4	1	1	2	0	10
Furman	12/15	35	2-9	0-6	2-4	2-5-7	2	6	2	1	0	6
Western Kentucky	12/19	34	3-10	2-7	1-2	2-5-7	1	3	3	4	0	9
ETSU	12/22			DNP								
Ole Miss*	12/29	27	5-11	3-7	0-0	1-5-6	4	1	3	0	1	13
at Tennessee*	1/2	31	6-7	4-4	1-2	0-6-6	0	2	0	1	0	17
Florida*	1/5	31	5-8	1-2	1-1	0-2-2	2	2	1	1	0	12
at Auburn*	1/9	30	4-10	1-7	1-1	1-7-8	4	2	2	1	0	10
at Kentucky*	1/12	37	9-15	4-7	1-1	0-5-5	3	2	2	0	0	23
Arkansas*	1/16	25	6-10	5-9	0-0	1-3-4	0	1	1	1	0	17
at LSU*	1/19	25	8-11	8-10	0-0	0-4-4	2	2	1	3	0	24
Mississippi State*	1/23	32	4-12	4-10	0-0	1-2-3	2	2	1	2	1	12

\* indicates Southeastern Conference opponent

SEASON	TEAM	GP-GS	MIN/AVG	Field Goals		3-Point		F-Throws		Rebounds				Scoring						
				FG-FGA	FG%	3FG-FGA	3FG%	FT-FTA	FT%	OFF	DEF	TOT	AVG	PF-FO	AST	TO	BLK	STL	PTS	AVG
2017-18	Bama	36-28	1026/28.5	123-313	.393	90-242	.372	32-45	.711	14	78	92	2.6	36-0	65	74	9	17	368	10.2
2018-19	Bama	34-17	981/28.8	118-286	.413	59-171	.345	53-75	.707	25	119	144	4.2	37-0	64	68	15	17	348	10.2
2019-20	Bama	29-28	972/33.5	139-301	.462	85-193	.440	58-86	.674	38	152	190	6.6	54-2	73	75	19	33	421	14.5
2020-21	Bama	14-13	425/30.4	71-145	.490	39-92	.424	19-27	.704	12	61	73	5.2	30-0	31	19	3	16	200	14.3
<b>TOTAL</b>		<b>113-86</b>	<b>3404/30.1</b>	<b>451-1045</b>	<b>.432</b>	<b>273-698</b>	<b>.391</b>	<b>162-233</b>	<b>.695</b>	<b>89</b>	<b>410</b>	<b>499</b>	<b>4.4</b>	<b>157-2</b>	<b>233</b>	<b>236</b>	<b>46</b>	<b>83</b>	<b>1337</b>	<b>11.8</b>



**33 James Rojas**

**JUNIOR**

Forward • 6-8 • 220 • Jamestown, N.Y.  
Hutchinson CC

**CAREER HIGHS**

Points	11	Furman (12/15/20)
Rebounds	7	3x, last at LSU (1/19/21)
Assists	1	4x, last at Kentucky (1/12/21)
Steals	2	Furman (12/15/20)
Blocks	3	at LSU (1/19/21)
Minutes	20	3x, last vs. Furman (12/15/20)
Field Goals	3	2x, last vs. Furman (12/15/20)
FG Att.	8	vs. Jacksonville State (11/25/20)
3-Point FG	2	Furman (12/15/20)
3-Point Att.	3	2x, last vs. Furman (12/15/20)
Free Throws	3	Furman (12/15/20)
FT Att.	4	Furman (12/15/20)

**2020-21 SEASON HIGHS**

Points	11	Furman (12/15/20)
Rebounds	7	3x, last at LSU (1/19/21)
Assists	1	4x, last at Kentucky (1/12/21)
Steals	2	Furman (12/15/20)
Blocks	3	at LSU (1/19/21)
Minutes	20	3x, last vs. Furman (12/15/20)
Field Goals	3	2x, last vs. Furman (12/15/20)
FG Att.	8	vs. Jacksonville State (11/25/20)
3-Point FG	2	Furman (12/15/20)
3-Point Att.	3	2x, last vs. Furman (12/15/20)
Free Throws	3	Furman (12/15/20)
FT Att.	4	Furman (12/15/20)

**MISCELLANEOUS STATS**

CATEGORY	2020-21	CAREER
Double-digit scoring	2	2
20+ point games		
Double-digit rebounding		
Double-doubles		
Led UA in scoring		
Led UA in rebounding	3	3
Led UA in three-pointers	1	1
Led UA in assists		
Led UA in steals	2	2
Led UA in blocks		
5+ assist games		
3+ three-pointers		
3+ steal games		
3+ block games	1	1

**2020-21 SEASON HIGHLIGHTS**

- Season-high 15 points on 5-of-8 shooting from the floor vs. Florida (1/5) to go along with seven boards while also drawing eight fouls which resulted in nine free throw attempts (5-of-9)
- Had 11 points and seven rebounds while earning the Hard Hat Award in the win over Furman (12/15)
- Finished the game against the Gators with a +30 in +/- points
- Made its UA debut and finished with eight points and a game-high seven rebounds in the win over Jacksonville State (11/25)
- Suffered a season-ending knee injury prior to the start of the 2019-20 campaign and reshirted
- Tabbed a First Team All-American by the National Junior College Athletic Association and the National Association of Basketball Coaches following his sophomore season in 2019
- Named the 2019 Jayhawk West Conference Player of the Year



**ROJAS' 2020-21 GAME-BY-GAME STATS**

Opponent	Date	Min	FG-FGA	3FG-FGA	FT-FTA	Off-Def-Tot	PF	A	TO	Stl	Blk	Pts
Jacksonville State	11/25	20	3-8	1-2	1-2	4-3-7	1	1	1	0	0	8
vs. Stanford	11/30	20	1-6	0-2	1-2	0-3-3	2	1	1	1	0	3
vs. UNLV	12/1	16	0-3	0-3	0-0	0-3-3	1	1	1	0	1	0
vs. Providence	12/2	10	1-1	0-0	2-2	1-2-3	3	0	0	0	0	4
vs. Clemson	12/12	12	1-3	0-1	1-1	1-1-2	1	1	2	0	0	3
Furman	12/15	20	3-6	2-3	3-4	3-4-7	2	0	2	2	0	11
Western Kentucky	12/19	10	0-2	0-2	0-0	1-3-4	4	0	1	1	0	0
ETSU	12/22					DNP						
Ole Miss*	12/29	9	1-2	0-0	0-1	1-2-3	4	1	1	1	0	2
at Tennessee*	1/2	9	0-3	0-1	0-0	0-3-3	1	0	2	0	0	0
Florida*	1/5	24	5-8	0-0	5-9	2-5-7	2	1	2	1	0	15
at Auburn*	1/9	12	1-3	0-0	0-1	0-1-1	4	0	1	0	1	2
at Kentucky*	1/12	19	1-4	1-2	0-0	2-4-6	4	1	2	1	0	3
Arkansas*	1/16	9	0-1	0-0	0-0	0-3-3	4	0	2	0	0	0
at LSU*	1/19	13	0-0	0-0	0-0	0-7-7	2	1	0	0	3	0
ETSU	1/23					DNP						

\* indicates Southeastern Conference opponent

SEASON	TEAM	GP-GS	MIN/AVG	Field Goals		3-Point		F-Throws		Rebounds				Scoring						
				FG-FGA	FG%	3FG-FGA	3FG%	FT-FTA	FT%	OFF	DEF	TOT	AVG	PF-FO	AST	TO	BLK	STL	PTS	AVG
2020-21	Bama	14-1	203/14.5	17-50	.340	4-16	.250	13-22	.591	14	42	56	4.0	35-0	8	18	4	8	51	3.6
<b>TOTAL</b>		<b>14-1</b>	<b>203/14.5</b>	<b>17-50</b>	<b>.340</b>	<b>4-16</b>	<b>.250</b>	<b>13-22</b>	<b>.591</b>	<b>14</b>	<b>42</b>	<b>56</b>	<b>4.0</b>	<b>35-0</b>	<b>8</b>	<b>18</b>	<b>4</b>	<b>8</b>	<b>51</b>	<b>3.6</b>

2020-21 CUME STATS



2020-21 Alabama Men's Basketball  
Combined Team Statistics  
All games

Page 1/1  
as of Jan 24, 2021

Game Records

Record	Overall	Home	Away	Neutral
ALL GAMES	13-3	7-1	4-0	2-2
CONFERENCE	8-0	4-0	4-0	0-0
NON-CONFERENCE	5-3	3-1	0-0	2-2

Score by Periods

Team	1st	2nd	OT	TOT
Alabama	613	695	0	1308
Opponents	531	599	0	1130

Team Box Score

No.	Player	Overall			Total		3-Point		F-Throw		Rebounds				Other Stats							
		GP-GS	MIN	AVG	FG-FGA	FG%	3FG-FGA	3FG%	FT-FTA	FT%	OFF	DEF	TOT	AVG	PF	DQ	A	TO	BLK	STL	PTS	AVG
23	PETTY JR., John	15-14	457:12	30.5	75-157	.478	43-102	.422	19-27	.704	13	63	76	5.1	32	0	33	20	4	18	212	14.1
5	SHACKELFORD, Jaden	16-16	464:37	29.0	68-173	.393	32-89	.360	41-61	.672	18	48	66	4.1	25	0	39	23	1	13	209	13.1
1	JONES, Herbert	16-16	424:27	26.5	69-141	.489	13-27	.481	55-70	.786	33	58	91	5.7	44	1	39	42	17	27	206	12.9
13	QUINERLY, Jahvon	13-7	326:06	25.1	58-124	.468	17-48	.354	30-42	.714	8	19	27	2.1	27	1	44	29	1	10	163	12.5
11	PRIMO, Joshua	16-9	372:39	23.3	49-113	.434	27-65	.415	20-28	.714	19	35	54	3.4	33	0	17	26	3	14	145	9.1
2	BRUNER, Jordan	13-13	285:51	22.0	36-71	.507	12-37	.324	18-25	.720	30	39	69	5.3	23	0	23	12	16	20	102	7.8
3	REESE, Alex	16-3	235:26	14.7	28-84	.333	15-62	.242	5-6	.833	6	39	45	2.8	22	1	10	11	8	8	76	4.8
14	ELLIS, Keon	15-1	213:56	14.3	18-43	.419	8-23	.348	13-17	.765	7	34	41	2.7	23	1	14	13	4	15	57	3.8
33	ROJAS, James	14-1	203:08	14.5	17-50	.340	4-16	.250	13-22	.591	14	42	56	4.0	35	0	8	18	4	8	51	3.6
12	MILES, Darius	8-0	34:19	4.3	8-18	.444	5-13	.385	3-4	.750	1	4	5	0.6	3	0	0	10	1	1	24	3.0
4	GARY, Juwan	15-0	84:59	5.7	14-31	.452	1-4	.250	5-12	.417	8	14	22	1.5	12	0	2	5	4	4	34	2.3
24	QUINERLY, Jaden	1-0	00:46	0.8	1-1	1.000	0-0	.000	0-0	.000	0	0	0	0.0	1	0	0	0	0	0	2	2.0
22	AMBROSE-HYLTON, Keon	11-0	55:00	5.0	8-11	.727	0-0	.000	0-2	.000	3	8	11	1.0	6	0	2	3	0	1	16	1.5
21	JOHNSON, Britton	6-0	09:21	1.6	2-5	.400	2-5	.400	0-0	.000	1	0	1	0.2	3	0	1	0	0	0	6	1.0
30	WALL, Kendall	9-0	19:04	2.1	2-9	.222	0-2	.000	0-1	.000	2	5	7	0.8	5	0	1	1	1	2	4	0.4
15	BARNES, Tyler	7-0	12:46	1.8	0-1	.000	0-1	.000	1-2	.500	1	4	5	0.7	0	0	1	0	0	1	1	0.1
10	HEARD, Delaney	2-0	02:20	1.2	0-1	.000	0-0	.000	0-0	.000	0	1	1	0.5	1	0	0	0	0	0	0	0.0
Team											37	36	73				5					
<b>Total</b>		<b>16</b>	<b>3202</b>		<b>453-1033</b>	<b>.439</b>	<b>179-494</b>	<b>.362</b>	<b>223-319</b>	<b>.699</b>	<b>201</b>	<b>449</b>	<b>650</b>	<b>40.6</b>	<b>295</b>	<b>4</b>	<b>234</b>	<b>218</b>	<b>64</b>	<b>142</b>	<b>1308</b>	<b>81.8</b>
<b>Opponents</b>		<b>16</b>	<b>3200</b>		<b>404-999</b>	<b>.404</b>	<b>104-350</b>	<b>.297</b>	<b>218-315</b>	<b>.692</b>	<b>194</b>	<b>432</b>	<b>626</b>	<b>39.1</b>	<b>297</b>	<b>5</b>	<b>170</b>	<b>254</b>	<b>72</b>	<b>126</b>	<b>1130</b>	<b>70.6</b>

Team Statistics

	BAMA	OPP
<b>Scoring</b>	<b>1308</b>	<b>1130</b>
Points per game	81.8	70.6
Scoring margin	+11.1	-
<b>Field goals-att</b>	<b>453-1033</b>	<b>404-999</b>
Field goal pct	.439	.404
<b>3 point fg-att</b>	<b>179-494</b>	<b>104-350</b>
3-point FG pct	.362	.297
3-pt FG made per game	11.2	6.5
<b>Free throws-att</b>	<b>223-319</b>	<b>218-315</b>
Free throw pct	.699	.692
F-Throws made per game	13.9	13.6
<b>Rebounds</b>	<b>650</b>	<b>626</b>
Rebounds per game	40.6	39.1
Rebounding margin	+1.5	-
<b>Assists</b>	<b>234</b>	<b>170</b>
Assists per game	14.6	10.6
<b>Turnovers</b>	<b>218</b>	<b>254</b>
Turnovers per game	13.6	15.9
Turnover margin	+2.3	-
Assist/turnover ratio	1.1	0.7
<b>Steals</b>	<b>142</b>	<b>126</b>
Steals per game	8.9	7.9
<b>Blocks</b>	<b>64</b>	<b>72</b>
Blocks per game	4.0	4.5
<b>Winning streak</b>	<b>9</b>	<b>-</b>
Home win streak	5	-
<b>Attendance</b>	<b>16410</b>	<b>11385</b>
Home games-Avg/Game	8-2051	4-2846
Neutral site-Avg/Game	-	4-0

Team Results

Date	Opponent	Score	Att.
11/25/2020	Jacksonville St.	W 81-57	2025
11/30/2020	vs Stanford	L 64-82	0
12/01/2020	vs UNLV	W 86-74	0
12/02/2020	vs Providence	W 88-71	0
12/12/2020	vs Clemson	L 56-64	0
12/15/2020	Furman	W 83-80	2055
12/19/2020	Western Ky.	L 71-73	2055
12/22/2020	ETSU	W 85-69	2055
12/29/2020	Ole Miss	W 82-64	2055
01/02/2021	at Tennessee	W 71-63	4191
01/05/2021	Florida	W 86-71	2055
01/09/2021	at Auburn	W 94-90	1824
01/12/2021	at Kentucky	W 85-65	3075
01/16/2021	Arkansas	W 90-59	2055
01/19/2021	at LSU	W 105-75	2295
01/23/2021	Mississippi St.	W 81-73	2055



2020-21 SEC STATS



2020-21 Alabama Men's Basketball  
Combined Team Statistics  
In Conference games

Page 1/1  
as of Jan 24, 2021

Game Records

Record	Overall	Home	Away	Neutral
ALL GAMES	8-0	4-0	4-0	0-0
CONFERENCE	8-0	4-0	4-0	0-0
NON-CONFERENCE	0-0	0-0	0-0	0-0

Score by Periods

Team	1st	2nd	OT	TOT
Alabama	334	360	0	694
Opponents	247	313	0	560

Team Box Score

No.	Player				Total		3-Point		F-Throw		Rebounds								PTS	AVG		
		GP-GS	MIN	AVG	FG-FGA	FG%	3FG-FGA	3FG%	FT-FTA	FT%	OFF	DEF	TOT	AVG	PF	DQ	A	TO			BLK	STL
23	PETTY JR., John	8-7	239:13	29.9	47-84	.560	30-56	.536	4-5	.800	4	34	38	4.8	17	0	14	11	2	9	128	16.0
13	QUINERLY, Jahvon	5-0	123:10	24.6	24-54	.444	9-21	.429	12-18	.667	4	11	15	3.0	6	0	15	11	0	3	69	13.8
1	JONES, Herbert	8-8	190:19	23.8	33-63	.524	7-14	.500	27-34	.794	12	25	37	4.6	20	1	22	20	10	16	100	12.5
5	SHACKELFORD, Jaden	8-8	234:03	29.3	35-85	.412	13-41	.317	14-22	.636	7	20	27	3.4	13	0	27	11	0	6	97	12.1
11	PRIMO, Joshua	8-8	204:18	25.5	30-71	.423	18-37	.486	14-15	.933	14	18	32	4.0	14	0	11	15	2	8	92	11.5
2	BRUNER, Jordan	5-5	110:50	22.2	18-33	.545	6-17	.353	5-10	.500	13	14	27	5.4	11	0	10	5	7	7	47	9.4
3	REESE, Alex	8-3	129:34	16.2	16-40	.400	8-29	.276	4-4	1.000	5	20	25	3.1	15	1	6	5	6	6	44	5.5
14	ELLIS, Keon	8-1	136:38	17.1	12-29	.414	7-16	.438	11-13	.846	5	27	32	4.0	17	1	10	9	3	11	42	5.3
12	MILES, Darius	4-0	22:51	5.7	6-12	.500	4-9	.444	3-4	.750	0	2	2	0.5	3	0	0	6	0	0	19	4.8
33	ROJAS, James	7-0	95:03	13.6	8-21	.381	1-3	.333	5-11	.455	5	25	30	4.3	21	0	4	10	4	3	22	3.1
4	GARY, Juwan	8-0	43:41	5.5	6-17	.353	1-3	.333	2-4	.500	6	7	13	1.6	9	0	2	4	3	3	15	1.9
22	AMBROSE-HYLTON, Keon	6-0	33:42	5.6	5-7	.714	0-0	.000	0-0	.000	1	7	8	1.3	4	0	2	2	0	1	10	1.7
21	JOHNSON, Britton	5-0	08:36	1.7	2-4	.500	2-4	.500	0-0	.000	1	0	1	0.2	3	0	1	0	0	0	6	1.2
30	WALL, Kendall	6-0	15:21	2.6	1-6	.167	0-1	.000	0-1	.000	0	4	4	0.7	4	0	1	1	1	2	2	0.3
15	BARNES, Tyler	5-0	11:08	2.2	0-1	.000	0-1	.000	1-2	.500	1	3	4	0.8	0	0	1	0	0	1	1	0.2
10	HEARD, Delaney	1-0	01:34	1.6	0-1	.000	0-0	.000	0-0	.000	0	1	1	1.0	1	0	0	0	0	0	0	0.0
Team											18	15	33				3					
<b>Total</b>		<b>8</b>	<b>1600</b>		<b>243-528</b>	<b>.460</b>	<b>106-252</b>	<b>.421</b>	<b>102-143</b>	<b>.713</b>	<b>96</b>	<b>233</b>	<b>329</b>	<b>41.1</b>	<b>158</b>	<b>3</b>	<b>126</b>	<b>113</b>	<b>38</b>	<b>76</b>	<b>694</b>	<b>86.8</b>
<b>Opponents</b>		<b>8</b>	<b>1600</b>		<b>196-520</b>	<b>.377</b>	<b>39-156</b>	<b>.250</b>	<b>129-184</b>	<b>.701</b>	<b>116</b>	<b>211</b>	<b>327</b>	<b>40.9</b>	<b>134</b>	<b>1</b>	<b>73</b>	<b>125</b>	<b>47</b>	<b>66</b>	<b>560</b>	<b>70.0</b>

Team Statistics

	BAMA	OPP
<b>Scoring</b>	<b>694</b>	<b>560</b>
Points per game	86.8	70.0
Scoring margin	+16.8	-
<b>Field goals-att</b>	<b>243-528</b>	<b>196-520</b>
Field goal pct	.460	.377
<b>3 point fg-att</b>	<b>106-252</b>	<b>39-156</b>
3-point FG pct	.421	.250
3-pt FG made per game	13.3	4.9
<b>Free throws-att</b>	<b>102-143</b>	<b>129-184</b>
Free throw pct	.713	.701
F-Throws made per game	12.8	16.1
<b>Rebounds</b>	<b>329</b>	<b>327</b>
Rebounds per game	41.1	40.9
Rebounding margin	+0.3	-
<b>Assists</b>	<b>126</b>	<b>73</b>
Assists per game	15.8	9.1
<b>Turnovers</b>	<b>113</b>	<b>125</b>
Turnovers per game	14.1	15.6
Turnover margin	+1.5	-
Assist/turnover ratio	1.1	0.6
<b>Steals</b>	<b>76</b>	<b>66</b>
Steals per game	9.5	8.3
<b>Blocks</b>	<b>38</b>	<b>47</b>
Blocks per game	4.8	5.9
<b>Winning streak</b>	<b>8</b>	<b>-</b>
Home win streak	4	-
<b>Attendance</b>	<b>8220</b>	<b>11385</b>
Home games-Avg/Game	4-2055	4-2846
Neutral site-Avg/Game	-	0-0

Team Results

Date	Opponent		Score	Att.
12/29/2020	Ole Miss	W	82-64	2055
01/02/2021	at Tennessee	W	71-63	4191
01/05/2021	Florida	W	86-71	2055
01/09/2021	at Auburn	W	94-90	1824
01/12/2021	at Kentucky	W	85-65	3075
01/16/2021	Arkansas	W	90-59	2055
01/19/2021	at LSU	W	105-75	2295
01/23/2021	Mississippi St.	W	81-73	2055



2020-21 SEASON/CAREER STATS



2020-21 Alabama Men's Basketball  
Season/Career Statistics  
All games

Page 1/2  
as of Jan 24, 2021

Summary

Player	Season Statistics										Career Statistics									
	GP-GS	MIN/G	FG%	3FG%	FT%	R/G	A/G	STL	BLK	PTS/G	GP-GS	MIN/G	FG%	3FG%	FT%	R/G	A/G	STL	BLK	PTS/G
AMBROSE-HYLTON, Keon	11-0	5.0	.727	.000	.000	1.0	0.2	1	0	1.5	11-0	5.0	.727	.000	.000	1.0	0.2	1	0	1.5
BARNES, Tyler	7-0	1.8	.000	.000	.500	0.7	0.1	1	0	0.1	22-0	1.4	.000	.000	.250	0.4	0.0	2	1	0.0
BRUNER, Jordan	13-13	22.0	.507	.324	.720	5.3	1.8	20	16	7.8	13-13	22.0	.507	.324	.720	5.3	1.8	20	16	7.8
ELLIS, Keon	15-1	14.3	.419	.348	.765	2.7	0.9	15	4	3.8	15-1	14.3	.419	.348	.765	2.7	0.9	15	4	3.8
GARY, Juwan	15-0	5.7	.452	.250	.417	1.5	0.1	4	4	2.3	15-0	5.7	.452	.250	.417	1.5	0.1	4	4	2.3
HEARD, Delaney	2-0	1.2	.000	.000	.000	0.5	0.0	0	0	0.0	2-0	1.2	.000	.000	.000	0.5	0.0	0	0	0.0
JOHNSON, Britton	6-0	1.6	.400	.400	.000	0.2	0.2	0	0	1.0	17-0	1.1	.375	.375	.000	0.1	0.1	0	1	0.5
JONES, Herbert	16-16	26.5	.489	.481	.786	5.7	2.4	27	17	12.9	112-84	23.2	.449	.307	.599	4.5	1.9	137	78	7.0
MILES, Darius	8-0	4.3	.444	.385	.750	0.6	0.0	1	1	3.0	8-0	4.3	.444	.385	.750	0.6	0.0	1	1	3.0
PETTY JR. , John	15-14	30.5	.478	.422	.704	5.1	2.2	18	4	14.1	114-87	30.1	.430	.391	.695	4.4	2.1	85	47	11.8
PRIMO, Joshua	16-9	23.3	.434	.415	.714	3.4	1.1	14	3	9.1	16-9	23.3	.434	.415	.714	3.4	1.1	14	3	9.1
QUINERLY, Jaden	1-0	0.8	1.000	.000	.000	0.0	0.0	0	0	2.0	1-0	0.8	1.000	.000	.000	0.0	0.0	0	0	2.0
QUINERLY, Jahvon	13-7	25.1	.468	.354	.714	2.1	3.4	10	1	12.5	13-7	25.1	.468	.354	.714	2.1	3.4	10	1	12.5
REESE, Alex	16-3	14.7	.333	.242	.833	2.8	0.6	8	8	4.8	107-30	15.7	.385	.309	.726	3.3	0.6	46	57	6.1
ROJAS, James	14-1	14.5	.340	.250	.591	4.0	0.6	8	4	3.6	14-1	14.5	.340	.250	.591	4.0	0.6	8	4	3.6
SHACKELFORD, Jaden	16-16	29.0	.393	.360	.672	4.1	2.4	13	1	13.1	47-35	29.3	.407	.358	.734	4.4	1.8	30	7	14.4
WALL, Kendall	9-0	2.1	.222	.000	.000	0.8	0.1	2	1	0.4	9-0	2.1	.222	.000	.000	0.8	0.1	2	1	0.4

Scoring

Player	Season Statistics								Career Statistics							
	FG-FGA	FG%	3FG-3FGA	3FG%	FT-FTA	FT%	PTS	PTS/G	FG-FGA	FG%	3FG-3FGA	3FG%	FT-FTA	FT%	PTS	PTS/G
AMBROSE-HYLTON, Keon	8-11	.727	0-0	.000	0-2	.000	16	1.5	8-11	.727	0-0	.000	0-2	.000	16	1.5
BARNES, Tyler	0-1	.000	0-1	.000	1-2	.500	1	0.1	0-4	.000	0-2	.000	1-4	.250	1	0.0
BRUNER, Jordan	36-71	.507	12-37	.324	18-25	.720	102	7.8	36-71	.507	12-37	.324	18-25	.720	102	7.8
ELLIS, Keon	18-43	.419	8-23	.348	13-17	.765	57	3.8	18-43	.419	8-23	.348	13-17	.765	57	3.8
GARY, Juwan	14-31	.452	1-4	.250	5-12	.417	34	2.3	14-31	.452	1-4	.250	5-12	.417	34	2.3
HEARD, Delaney	0-1	.000	0-0	.000	0-0	.000	0	0.0	0-1	.000	0-0	.000	0-0	.000	0	0.0
JOHNSON, Britton	2-5	.400	2-5	.400	0-0	.000	6	1.0	3-8	.375	3-8	.375	0-0	.000	9	0.5
JONES, Herbert	69-141	.489	13-27	.481	55-70	.786	206	12.9	280-623	.449	27-88	.307	196-327	.599	783	7.0
MILES, Darius	8-18	.444	5-13	.385	3-4	.750	24	3.0	8-18	.444	5-13	.385	3-4	.750	24	3.0
PETTY JR. , John	75-157	.478	43-102	.422	19-27	.704	212	14.1	455-1057	.430	277-708	.391	162-233	.695	1349	11.8
PRIMO, Joshua	49-113	.434	27-65	.415	20-28	.714	145	9.1	49-113	.434	27-65	.415	20-28	.714	145	9.1
QUINERLY, Jaden	1-1	1.000	0-0	.000	0-0	.000	2	2.0	1-1	1.000	0-0	.000	0-0	.000	2	2.0
QUINERLY, Jahvon	58-124	.468	17-48	.354	30-42	.714	163	12.5	58-124	.468	17-48	.354	30-42	.714	163	12.5
REESE, Alex	28-84	.333	15-62	.242	5-6	.833	76	4.8	225-584	.385	117-379	.309	85-117	.726	652	6.1
ROJAS, James	17-50	.340	4-16	.250	13-22	.591	51	3.6	17-50	.340	4-16	.250	13-22	.591	51	3.6
SHACKELFORD, Jaden	68-173	.393	32-89	.360	41-61	.672	209	13.1	216-531	.407	116-324	.358	127-173	.734	675	14.4
WALL, Kendall	2-9	.222	0-2	.000	0-1	.000	4	0.4	2-9	.222	0-2	.000	0-1	.000	4	0.4



2020-21 TEAM STATS



2020-21 Alabama Men's Basketball  
Overall Team Statistics  
All games

Page 1/1  
as of Jan 24, 2021

Team Statistics

	BAMA	OPP
<b>Scoring</b>	<b>1308</b>	<b>1130</b>
Points per game	81.8	70.6
Scoring margin	+11.1	-
<b>Field goals-att</b>	<b>453-1033</b>	<b>404-999</b>
Field goal pct	.439	.404
<b>3 point fg-att</b>	<b>179-494</b>	<b>104-350</b>
3-point FG pct	.362	.297
3-pt FG made per game	11.2	6.5
<b>Free throws-att</b>	<b>223-319</b>	<b>218-315</b>
Free throw pct	.699	.692
F-Throws made per game	13.9	13.6
<b>Rebounds</b>	<b>650</b>	<b>626</b>
Rebounds per game	40.6	39.1
Rebounding margin	+1.5	-
<b>Assists</b>	<b>234</b>	<b>170</b>
Assists per game	14.6	10.6
<b>Turnovers</b>	<b>218</b>	<b>254</b>
Turnovers per game	13.6	15.9
Turnover margin	+2.3	-
Assist/turnover ratio	1.1	0.7
<b>Steals</b>	<b>142</b>	<b>126</b>
Steals per game	8.9	7.9
<b>Blocks</b>	<b>64</b>	<b>72</b>
Blocks per game	4.0	4.5
<b>Winning streak</b>	<b>9</b>	<b>-</b>
Home win streak	5	-
<b>Attendance</b>	<b>16410</b>	<b>11385</b>
Home games-Avg/Game	8-2051	4-2846
Neutral site-Avg/Game	-	4-0

Score by Periods

Team	1st	2nd	OT	TOT
Alabama	613	695	0	1308
Opponents	531	599	0	1130



2020-21 POINTS-REBOUNDS-ASSISTS



2020-21 Alabama Men's Basketball  
Points-rebounds-assists  
All games

Page 1/1  
as of Jan 24, 2021

Opponent	Date	Score		1	2	3	4	5	10	11	12	13	14	15
				JONES,HERB	BRUNER,JOR	REESE,ALEX	GARY,JUWAN	SHACKELFOR	HEARD,DELA	PRIMO,JOSH	MILES,DARI	QUINERLY,J	ELLIS,KEON	BARNES,TYL
JSU	11/25/2020	81-57	W	12-12-0	4-3-1	0-1-0	0-0-0	18-12-2	DNP	5-3-1	2-2-0	18-1-3	0-2-2	DNP
vs Stan	11/30/2020	64-82	L	8-4-2	8-3-1	5-5-1	1-0-0	10-3-0	DNP	0-2-3	3-0-0	14-0-2	3-1-0	DNP
vs UNLV	12/01/2020	86-74	W	16-4-2	2-7-4	3-5-0	DNP	13-5-4	DNP	11-3-0	DNP	19-4-4	DNP	DNP
vs PROV	12/02/2020	88-71	W	11-8-5	7-7-0	6-2-0	0-1-0	15-6-1	DNP	15-3-1	0-0-0	10-1-3	2-1-0	0-0-0
vs Clem	12/12/2020	56-64	L	17-4-2	3-2-1	5-5-0	0-0-0	5-1-1	DNP	6-2-0	DNP	7-3-2	0-1-0	DNP
Furman	12/15/2020	83-80	W	18-12-4	9-6-2	6-0-1	10-3-0	13-4-1	DNP	5-2-1	DNP	3-0-3	2-0-1	DNP
WestKy	12/19/2020	71-73	L	16-4-0	14-6-0	0-0-0	2-1-0	12-4-1	DNP	8-4-0	DNP	9-1-3	1-1-0	DNP
ETSU	12/22/2020	85-69	W	8-6-2	8-8-4	7-2-2	6-4-0	26-4-2	0-0-0	3-3-0	0-1-0	14-2-9	7-3-1	0-1-0
OM	12/29/2020	82-64	W	3-3-2	5-5-0	10-4-2	0-0-0	9-7-4	DNP	6-6-1	2-0-0	24-5-0	5-4-3	0-1-1
at UT	01/02/2021	71-63	W	11-8-1	8-6-0	0-4-0	0-0-0	9-1-2	DNP	11-5-1	DNP	12-2-5	3-3-0	DNP
UF	01/05/2021	86-71	W	16-5-1	6-7-4	5-3-0	0-2-0	16-3-0	0-1-0	0-2-2	DNP	DNP	16-8-2	0-0-0
at AUB	01/09/2021	94-90	W	19-8-2	20-7-4	3-1-1	0-0-0	11-7-1	DNP	22-5-3	DNP	DNP	7-1-1	DNP
at UK	01/12/2021	85-65	W	8-1-2	8-2-2	8-2-1	4-5-0	18-2-6	DNP	12-2-1	0-0-0	DNP	0-6-0	1-1-0
Ark	01/16/2021	90-59	W	13-4-2	DNP	3-3-1	9-3-0	16-1-3	DNP	3-5-3	8-1-0	7-4-4	7-2-2	0-1-0
at LSU	01/19/2021	105-75	W	13-3-5	DNP	4-4-0	0-3-1	6-2-8	DNP	22-4-0	9-1-0	22-1-1	1-4-0	0-1-0
MSU	01/23/2021	81-73	W	17-5-7	DNP	11-4-1	2-0-1	12-4-3	DNP	16-3-0	DNP	4-3-5	3-4-2	DNP

Opponent	Date	Score		21	22	23	24	30	33
				JOHNSON,BR	AMBROSE-HY	PETTY JR.	QUINERLY,J	WALL,KENDA	ROJAS,JAME
JSU	11/25/2020	81-57	W	DNP	0-1-0	14-6-1	DNP	DNP	8-7-1
vs Stan	11/30/2020	64-82	L	DNP	0-1-0	7-6-0	DNP	2-2-0	3-3-1
vs UNLV	12/01/2020	86-74	W	DNP	DNP	22-4-6	DNP	DNP	0-3-1
vs PROV	12/02/2020	88-71	W	DNP	2-1-0	16-5-2	DNP	0-0-0	4-3-0
vs Clem	12/12/2020	56-64	L	DNP	0-0-0	10-4-1	DNP	DNP	3-2-1
Furman	12/15/2020	83-80	W	DNP	DNP	6-6-6	DNP	DNP	11-7-0
WestKy	12/19/2020	71-73	L	DNP	DNP	9-7-3	DNP	DNP	0-1-0
ETSU	12/22/2020	85-69	W	0-0-0	4-0-0	DNP	2-0-0	0-1-0	DNP
OM	12/29/2020	82-64	W	3-0-0	0-0-0	13-6-1	DNP	0-0-0	2-3-1
at UT	01/02/2021	71-63	W	DNP	DNP	17-6-2	DNP	0-1-0	0-3-0
UF	01/05/2021	86-71	W	0-0-0	0-0-0	12-2-2	DNP	0-0-0	15-7-1
at AUB	01/09/2021	94-90	W	DNP	DNP	10-8-2	DNP	DNP	2-1-0
at UK	01/12/2021	85-65	W	0-0-0	0-0-0	23-5-2	DNP	0-0-0	3-6-1
Ark	01/16/2021	90-59	W	3-0-1	4-4-0	17-4-1	DNP	0-0-1	0-3-0
at LSU	01/19/2021	105-75	W	0-1-0	2-1-2	24-4-2	DNP	2-3-0	0-7-1
MSU	01/23/2021	81-73	W	DNP	4-3-0	12-3-2	DNP	DNP	DNP

2020-21 TEAM GAME-BY-GAME



2020-21 Alabama Men's Basketball  
Team Game-by-Game  
All games

Page 1/1  
as of Jan 24, 2021

Opponent	Date	Score	W/L	Total		3-Pointers		Free throws		Rebounds				Other Stats						
				FG-FGA	PCT	3FG-FGA	PCT	FT-FTA	PCT	OFF	DEF	TOT	AVG	PF	A	TO	BLK	STL	PTS	AVG
Jacksonville St.	11/25/2020	81-57	W	30-77	.390	7-31	.226	14-20	.700	20	35	55	55.0	17	11	10	4	8	81	81.0
vs Stanford	11/30/2020	64-82	L	24-67	.358	7-29	.241	9-15	.600	7	24	31	43.0	20	10	15	5	10	64	72.5
vs UNLV	12/01/2020	86-74	W	29-60	.483	15-40	.375	13-19	.684	5	31	36	40.7	10	21	11	4	4	86	77.0
vs Providence	12/02/2020	88-71	W	29-62	.468	12-29	.414	18-23	.783	18	30	48	42.5	23	12	13	0	5	88	79.8
vs Clemson	12/12/2020	56-64	L	17-56	.304	3-22	.136	19-22	.864	8	20	28	39.6	17	8	15	1	17	56	75.0
Furman	12/15/2020	83-80	W	30-67	.448	10-31	.323	13-25	.520	21	28	49	41.2	14	19	10	4	5	83	76.3
Western Ky.	12/19/2020	71-73	L	22-56	.393	7-26	.269	20-26	.769	13	22	35	40.3	16	7	19	3	8	71	75.6
ETSU	12/22/2020	85-69	W	29-60	.483	12-34	.353	15-26	.577	13	26	39	40.1	20	20	12	5	9	85	76.8
Ole Miss	12/29/2020	82-64	W	28-65	.431	12-37	.324	14-24	.583	14	32	46	40.8	27	15	15	5	6	82	77.3
at Tennessee	01/02/2021	71-63	W	26-62	.419	10-20	.500	9-17	.529	13	30	43	41.0	18	11	12	5	4	71	76.7
Florida	01/05/2021	86-71	W	31-67	.463	8-20	.400	16-21	.762	15	29	44	41.3	18	12	13	6	10	86	77.5
at Auburn	01/09/2021	94-90	W	30-73	.411	10-32	.313	24-29	.828	15	27	42	41.3	25	14	17	5	15	94	78.9
at Kentucky	01/12/2021	85-65	W	31-68	.456	14-30	.467	9-13	.692	13	23	36	40.9	23	15	11	3	9	85	79.4
Arkansas	01/16/2021	90-59	W	31-64	.484	15-36	.417	13-17	.765	9	34	43	41.1	16	18	14	4	12	90	80.1
at LSU	01/19/2021	105-75	W	38-68	.559	23-43	.535	6-9	.667	9	34	43	41.2	19	20	16	4	7	105	81.8
Mississippi St.	01/23/2021	81-73	W	28-61	.459	14-34	.412	11-13	.846	8	24	32	40.6	12	21	15	6	13	81	81.8
<b>Total</b>		<b>1308</b>		<b>453-1033</b>	<b>.439</b>	<b>179-494</b>	<b>.362</b>	<b>223-319</b>	<b>.699</b>	<b>201</b>	<b>449</b>	<b>650</b>	<b>40.6</b>	<b>295</b>	<b>234</b>	<b>218</b>	<b>64</b>	<b>142</b>	<b>1308</b>	<b>81.8</b>
Opponents		1130		404-999	.404	104-350	.297	218-315	.692	194	432	626	39.1	297	170	254	72	126	1130	70.6

Alabama Averages

Games Played	Points/game	FG Pct	3FG Pct	FT Pct	Rebounds/game	Assists/game	Turnovers/game	Assist/Turnover ratio	Steals/game	Blocks/game
16	81.8	43.9	36.2	69.9	40.6	14.6	13.6	1.1	8.9	4.0

2020-21 OPPONENT GAME-BY-GAME



2020-21 Alabama Men's Basketball  
Opponents Game-by-Game  
All games

Page 1/1  
as of Jan 24, 2021

Opponent	Date	Score		Total		3-Pointers		Free throws		Rebounds										
				FG-FGA	PCT	3FG-FGA	PCT	FT-FTA	PCT	OFF	DEF	TOT	AVG	PF	A	TO	BLK	STL	PTS	AVG
Jacksonville St.	11/25/2020	81-57	W	19-69	.275	9-32	.281	10-17	.588	20	29	49	49.0	20	10	20	2	5	57	57.0
vs Stanford	11/30/2020	64-82	L	31-60	.517	8-15	.533	12-19	.632	8	39	47	48.0	18	15	22	5	8	82	69.5
vs UNLV	12/01/2020	86-74	W	29-69	.420	13-33	.394	3-4	.750	7	30	37	44.3	19	13	10	2	6	74	71.0
vs Providence	12/02/2020	88-71	W	23-55	.418	5-23	.217	20-27	.741	8	20	28	40.3	20	11	9	3	9	71	71.0
vs Clemson	12/12/2020	56-64	L	27-57	.474	5-19	.263	5-11	.455	12	31	43	40.8	17	13	21	7	8	64	69.6
Furman	12/15/2020	83-80	W	28-59	.475	13-36	.361	11-13	.846	5	23	28	38.7	21	16	10	1	8	80	71.3
Western Ky.	12/19/2020	71-73	L	27-60	.450	3-11	.273	16-21	.762	13	25	38	38.6	23	10	17	3	11	73	71.6
ETSU	12/22/2020	85-69	W	24-50	.480	9-25	.360	12-19	.632	5	24	29	37.4	25	9	20	2	5	69	71.3
Ole Miss	12/29/2020	82-64	W	22-65	.338	1-13	.077	19-35	.543	19	28	47	38.4	23	3	17	3	7	64	70.4
at Tennessee	01/02/2021	71-63	W	21-66	.318	4-21	.190	17-26	.654	18	28	46	39.2	16	7	9	7	3	63	69.7
Florida	01/05/2021	86-71	W	27-68	.397	9-20	.450	8-14	.571	15	24	39	39.2	19	14	14	4	9	71	69.8
at Auburn	01/09/2021	94-90	W	29-62	.468	8-27	.296	24-28	.857	8	31	39	39.2	22	17	20	10	9	90	71.5
at Kentucky	01/12/2021	85-65	W	21-61	.344	4-18	.222	19-24	.792	18	26	44	39.5	18	7	19	9	5	65	71.0
Arkansas	01/16/2021	90-59	W	21-63	.333	4-17	.235	13-18	.722	10	26	36	39.3	15	8	18	5	9	59	70.1
at LSU	01/19/2021	105-75	W	28-74	.378	5-26	.192	14-22	.636	17	23	40	39.3	9	10	12	4	11	75	70.5
Mississippi St.	01/23/2021	81-73	W	27-61	.443	4-14	.286	15-17	.882	11	25	36	39.1	12	7	16	5	13	73	70.6
<b>Total</b>		<b>1130</b>		<b>404-999</b>	<b>.404</b>	<b>104-350</b>	<b>.297</b>	<b>218-315</b>	<b>.692</b>	<b>194</b>	<b>432</b>	<b>626</b>	<b>39.1</b>	<b>297</b>	<b>170</b>	<b>254</b>	<b>72</b>	<b>126</b>	<b>1130</b>	<b>70.6</b>
Alabama		1308		453-1033	.439	179-494	.362	223-319	.699	201	449	650	40.6	295	234	218	64	142	1308	81.8

Opponents Averages

Games Played	Points/game	FG Pct	3FG Pct	FT Pct	Rebounds/game	Assists/game	Turnovers/game	Assist/Turnover ratio	Steals/game	Blocks/game
16	70.6	40.4	29.7	69.2	39.1	10.6	15.9	0.7	7.9	4.5

2020-21 TEAM HIGHS/LOWS



2020-21 Alabama Men's Basketball  
Team High/Low Analysis  
All games

Page 1/4  
as of Jan 24, 2021

Alabama - Game Highs

<b>POINTS</b>	105		at LSU (01/19/2021)
	94		at Auburn (01/09/2021)
	90		Arkansas (01/16/2021)
	88		vs Providence (N) (12/02/2020)
	86		Florida (01/05/2021)
	86		vs UNLV (N) (12/01/2020)
<b>FIELD GOALS MADE</b>	38		at LSU (01/19/2021)
	31		Arkansas (01/16/2021)
	31		at Kentucky (01/12/2021)
	31		Florida (01/05/2021)
<b>FIELD GOAL ATTEMPTS</b>	77		Jacksonville St. (11/25/2020)
	73		at Auburn (01/09/2021)
<b>FIELD GOAL PERCENTAGE</b>	.559	(38-68)	at LSU (01/19/2021)
	.484	(31-64)	Arkansas (01/16/2021)
<b>3 PT FG MADE</b>	23		at LSU (01/19/2021)
	15		Arkansas (01/16/2021)
	15		vs UNLV (N) (12/01/2020)
<b>3 PT FG ATTEMPTS</b>	43		at LSU (01/19/2021)
	40		vs UNLV (N) (12/01/2020)
<b>3 PT FG PERCENTAGE</b>	.535	(23-43)	at LSU (01/19/2021)
	.500	(10-20)	at Tennessee (01/02/2021)
<b>FREE THROWS MADE</b>	24		at Auburn (01/09/2021)
	20		Western Ky. (12/19/2020)
<b>FREE THROW ATTEMPTS</b>	29		at Auburn (01/09/2021)
	26		ETSU (12/22/2020)
	26		Western Ky. (12/19/2020)
<b>FREE THROW PERCENTAGE</b>	.864	(19-22)	vs Clemson (N) (12/12/2020)
	.846	(11-13)	Mississippi St. (01/23/2021)
<b>REBOUNDS</b>	55		Jacksonville St. (11/25/2020)
	49		Furman (12/15/2020)
<b>ASSISTS</b>	21		Mississippi St. (01/23/2021)
	21		vs UNLV (N) (12/01/2020)
<b>STEALS</b>	17		vs Clemson (N) (12/12/2020)
	15		at Auburn (01/09/2021)
<b>BLOCKED SHOTS</b>	6		Mississippi St. (01/23/2021)
	6		Florida (01/05/2021)
<b>TURNOVERS</b>	19		Western Ky. (12/19/2020)
	17		at Auburn (01/09/2021)
<b>FOULS</b>	27		Ole Miss (12/29/2020)
	25		at Auburn (01/09/2021)

2020-21 TEAM HIGHS/LOWS



2020-21 Alabama Men's Basketball  
Team High/Low Analysis  
All games

Page 2/4  
as of Jan 24, 2021

Opponent - Game Highs

<b>POINTS</b>	90		at Auburn (01/09/2021)
	82		vs Stanford (N) (11/30/2020)
	80		Furman (12/15/2020)
	75		at LSU (01/19/2021)
	74		vs UNLV (N) (12/01/2020)
<b>FIELD GOALS MADE</b>	31		vs Stanford (N) (11/30/2020)
	29		at Auburn (01/09/2021)
	29		vs UNLV (N) (12/01/2020)
<b>FIELD GOAL ATTEMPTS</b>	74		at LSU (01/19/2021)
	69		vs UNLV (N) (12/01/2020)
	69		Jacksonville St. (11/25/2020)
<b>FIELD GOAL PERCENTAGE</b>	.517	(31-60)	vs Stanford (N) (11/30/2020)
	.480	(24-50)	ETSU (12/22/2020)
<b>3 PT FG MADE</b>	13		Furman (12/15/2020)
	13		vs UNLV (N) (12/01/2020)
<b>3 PT FG ATTEMPTS</b>	36		Furman (12/15/2020)
	33		vs UNLV (N) (12/01/2020)
<b>3 PT FG PERCENTAGE</b>	.533	(8-15)	vs Stanford (N) (11/30/2020)
	.450	(9-20)	Florida (01/05/2021)
<b>FREE THROWS MADE</b>	24		at Auburn (01/09/2021)
	20		vs Providence (N) (12/02/2020)
<b>FREE THROW ATTEMPTS</b>	35		Ole Miss (12/29/2020)
	28		at Auburn (01/09/2021)
<b>FREE THROW PERCENTAGE</b>	.882	(15-17)	Mississippi St. (01/23/2021)
	.857	(24-28)	at Auburn (01/09/2021)
<b>REBOUNDS</b>	49		Jacksonville St. (11/25/2020)
	47		Ole Miss (12/29/2020)
	47		vs Stanford (N) (11/30/2020)
<b>ASSISTS</b>	17		at Auburn (01/09/2021)
	16		Furman (12/15/2020)
<b>STEALS</b>	13		Mississippi St. (01/23/2021)
	11		at LSU (01/19/2021)
	11		Western Ky. (12/19/2020)
<b>BLOCKED SHOTS</b>	10		at Auburn (01/09/2021)
	9		at Kentucky (01/12/2021)
<b>TURNOVERS</b>	22		vs Stanford (N) (11/30/2020)
	21		vs Clemson (N) (12/12/2020)
<b>FOULS</b>	25		ETSU (12/22/2020)
	23		Ole Miss (12/29/2020)
	23		Western Ky. (12/19/2020)

## 2020-21 TEAM HIGHS/LOWS


 2020-21 Alabama Men's Basketball  
 Team High/Low Analysis  
 All games

 Page 3/4  
 as of Jan 24, 2021

## Alabama - Game Lows

<b>POINTS</b>	56		vs Clemson (N) (12/12/2020)
	64		vs Stanford (N) (11/30/2020)
	71		at Tennessee (01/02/2021)
	71		Western Ky. (12/19/2020)
	81		Mississippi St. (01/23/2021)
<b>FIELD GOALS MADE</b>	81		Jacksonville St. (11/25/2020)
	17		vs Clemson (N) (12/12/2020)
<b>FIELD GOAL ATTEMPTS</b>	22		Western Ky. (12/19/2020)
	56		Western Ky. (12/19/2020)
<b>FIELD GOAL PERCENTAGE</b>	56		vs Clemson (N) (12/12/2020)
	.304	(17-56)	vs Clemson (N) (12/12/2020)
<b>3 PT FG MADE</b>	.358	(24-67)	vs Stanford (N) (11/30/2020)
	3		vs Clemson (N) (12/12/2020)
<b>3 PT FG ATTEMPTS</b>	7		Western Ky. (12/19/2020)
	7		vs Stanford (N) (11/30/2020)
	7		Jacksonville St. (11/25/2020)
	20		Florida (01/05/2021)
<b>3 PT FG PERCENTAGE</b>	20		at Tennessee (01/02/2021)
	.136	(3-22)	vs Clemson (N) (12/12/2020)
<b>FREE THROWS MADE</b>	.226	(7-31)	Jacksonville St. (11/25/2020)
	6		at LSU (01/19/2021)
	9		at Kentucky (01/12/2021)
	9		at Tennessee (01/02/2021)
<b>FREE THROW ATTEMPTS</b>	9		vs Stanford (N) (11/30/2020)
	13		at LSU (01/19/2021)
	13		Mississippi St. (01/23/2021)
<b>FREE THROW PERCENTAGE</b>	13		at Kentucky (01/12/2021)
	.520	(13-25)	Furman (12/15/2020)
<b>REBOUNDS</b>	.529	(9-17)	at Tennessee (01/02/2021)
	28		vs Clemson (N) (12/12/2020)
<b>ASSISTS</b>	31		vs Stanford (N) (11/30/2020)
	7		Western Ky. (12/19/2020)
<b>STEALS</b>	8		vs Clemson (N) (12/12/2020)
	4		at Tennessee (01/02/2021)
<b>BLOCKED SHOTS</b>	4		vs UNLV (N) (12/01/2020)
	0		vs Providence (N) (12/02/2020)
<b>TURNOVERS</b>	1		vs Clemson (N) (12/12/2020)
	10		Furman (12/15/2020)
<b>FOULS</b>	10		Jacksonville St. (11/25/2020)
	12		vs UNLV (N) (12/01/2020)
			Mississippi St. (01/23/2021)

## 2020-21 TEAM HIGHS/LOWS



2020-21 Alabama Men's Basketball  
Team High/Low Analysis  
All games

Page 4/4  
as of Jan 24, 2021

## Opponent - Game Lows

<b>POINTS</b>	57		Jacksonville St. (11/25/2020)
	59		Arkansas (01/16/2021)
	63		at Tennessee (01/02/2021)
	64		Ole Miss (12/29/2020)
	64		vs Clemson (N) (12/12/2020)
<b>FIELD GOALS MADE</b>	19		Jacksonville St. (11/25/2020)
	21		Arkansas (01/16/2021)
	21		at Kentucky (01/12/2021)
	21		at Tennessee (01/02/2021)
<b>FIELD GOAL ATTEMPTS</b>	50		ETSU (12/22/2020)
	55		vs Providence (N) (12/02/2020)
<b>FIELD GOAL PERCENTAGE</b>	.275	(19-69)	Jacksonville St. (11/25/2020)
	.318	(21-66)	at Tennessee (01/02/2021)
<b>3 PT FG MADE</b>	1		Ole Miss (12/29/2020)
	3		Western Ky. (12/19/2020)
<b>3 PT FG ATTEMPTS</b>	11		Western Ky. (12/19/2020)
	13		Ole Miss (12/29/2020)
<b>3 PT FG PERCENTAGE</b>	.077	(1-13)	Ole Miss (12/29/2020)
	.190	(4-21)	at Tennessee (01/02/2021)
<b>FREE THROWS MADE</b>	3		vs UNLV (N) (12/01/2020)
	5		vs Clemson (N) (12/12/2020)
<b>FREE THROW ATTEMPTS</b>	4		vs UNLV (N) (12/01/2020)
	11		vs Clemson (N) (12/12/2020)
<b>FREE THROW PERCENTAGE</b>	.455	(5-11)	vs Clemson (N) (12/12/2020)
	.543	(19-35)	Ole Miss (12/29/2020)
<b>REBOUNDS</b>	28		Furman (12/15/2020)
	28		vs Providence (N) (12/02/2020)
<b>ASSISTS</b>	3		Ole Miss (12/29/2020)
	7		Mississippi St. (01/23/2021)
	7		at Kentucky (01/12/2021)
	7		at Tennessee (01/02/2021)
<b>STEALS</b>	3		at Tennessee (01/02/2021)
	5		at Kentucky (01/12/2021)
	5		ETSU (12/22/2020)
	5		Jacksonville St. (11/25/2020)
<b>BLOCKED SHOTS</b>	1		Furman (12/15/2020)
	2		ETSU (12/22/2020)
	2		vs UNLV (N) (12/01/2020)
	2		Jacksonville St. (11/25/2020)
<b>TURNOVERS</b>	9		at Tennessee (01/02/2021)
	9		vs Providence (N) (12/02/2020)
<b>FOULS</b>	10		at LSU (01/19/2021)
	12		Mississippi St. (01/23/2021)



2020-21 PLAYER HIGHS/LOWS



2020-21 Alabama Men's Basketball  
Player Highs Analysis  
All games

Alabama - Individual Game Highs

<b>POINTS</b>	26		Jaden Shackelford vs ETSU (12/22/2020)
	24		John Petty Jr. at LSU (01/19/2021)
	24		Jahvon Quinerly vs Ole Miss (12/29/2020)
	23		John Petty Jr. at Kentucky (01/12/2021)
	22		Joshua Primo at LSU (01/19/2021)
	22		Jahvon Quinerly at LSU (01/19/2021)
	22		Joshua Primo at Auburn (01/09/2021)
	22		John Petty Jr. vs UNLV (N) (12/01/2020)
<b>FIELD GOALS MADE</b>	9		John Petty Jr. at Kentucky (01/12/2021)
	8		Joshua Primo at LSU (01/19/2021)
	8		Jahvon Quinerly at LSU (01/19/2021)
	8		John Petty Jr. at LSU (01/19/2021)
	8		Jahvon Quinerly vs Ole Miss (12/29/2020)
	8		Jaden Shackelford vs ETSU (12/22/2020)
<b>FIELD GOAL ATTEMPTS</b>	17		Joshua Primo at Auburn (01/09/2021)
	16		Herbert Jones vs Florida (01/05/2021)
	16		Herbert Jones vs Furman (12/15/2020)
<b>FIELD GOAL PERCENTAGE (min 5 made)</b>	.857	(6-7)	John Petty Jr. at Tennessee (01/02/2021)
	.833	(5-6)	Keon Ellis vs Florida (01/05/2021)
<b>3 PT FG MADE</b>	8		John Petty Jr. at LSU (01/19/2021)
	8		Jaden Shackelford vs ETSU (12/22/2020)
<b>3 PT FG ATTEMPTS</b>	13		Jaden Shackelford vs ETSU (12/22/2020)
	10		John Petty Jr. vs Mississippi St. (01/23/2021)
	10		John Petty Jr. at LSU (01/19/2021)
	10		John Petty Jr. vs UNLV (N) (12/01/2020)
<b>3 PT FG PERCENTAGE (min 2 made)</b>	1.000	(4-4)	John Petty Jr. at Tennessee (01/02/2021)
	1.000	(3-3)	Keon Ellis vs Florida (01/05/2021)
	1.000	(2-2)	Herbert Jones vs Furman (12/15/2020)
<b>FREE THROWS MADE</b>	11		Herbert Jones vs Clemson (N) (12/12/2020)
	8		Joshua Primo at Auburn (01/09/2021)
<b>FREE THROW ATTEMPTS</b>	12		Herbert Jones vs Clemson (N) (12/12/2020)
	10		Jahvon Quinerly vs Ole Miss (12/29/2020)
<b>FREE THROW PERCENTAGE (min 3 made)</b>	1.000	(8-8)	Joshua Primo at Auburn (01/09/2021)
	1.000	(6-6)	Jahvon Quinerly vs UNLV (N) (12/01/2020)
	1.000	(5-5)	Keon Ellis at Auburn (01/09/2021)
	1.000	(5-5)	Herbert Jones at Auburn (01/09/2021)
	1.000	(5-5)	John Petty Jr. vs Clemson (N) (12/12/2020)
	1.000	(5-5)	Jaden Shackelford vs Jacksonville St. (11/25/2020)
	1.000	(4-4)	Herbert Jones at LSU (01/19/2021)
	1.000	(4-4)	Jaden Shackelford vs Florida (01/05/2021)
	1.000	(4-4)	Jaden Shackelford vs Providence (N) (12/02/2020)
	1.000	(3-3)	Joshua Primo at Kentucky (01/12/2021)
	1.000	(3-3)	Keon Ellis vs Florida (01/05/2021)
1.000	(3-3)	Jordan Bruner vs Stanford (N) (11/30/2020)	
<b>REBOUNDS</b>	12		Herbert Jones vs Furman (12/15/2020)
	12		Jaden Shackelford vs Jacksonville St. (11/25/2020)
	12		Herbert Jones vs Jacksonville St. (11/25/2020)
<b>ASSISTS</b>	9		Jahvon Quinerly vs ETSU (12/22/2020)
	8		Jaden Shackelford at LSU (01/19/2021)
<b>STEALS</b>	5		Herbert Jones at Auburn (01/09/2021)
	5		Jordan Bruner vs Clemson (N) (12/12/2020)



2020-21 PLAYER HIGHS/LOWS



2020-21 Alabama Men's Basketball  
Player Highs Analysis  
All games

Page 2/4  
as of Jan 24, 2021

Alabama - Individual Game Highs

<b>BLOCKED SHOTS</b>	3	Herbert Jones vs Mississippi St. (01/23/2021)
	3	James Rojas at LSU (01/19/2021)
	3	Juwan Gary vs Arkansas (01/16/2021)
	3	Alex Reese vs Florida (01/05/2021)
	3	Jordan Bruner at Tennessee (01/02/2021)
<b>TURNOVERS</b>	6	Jahvon Quinerly vs Western Ky. (12/19/2020)
	5	Joshua Primo at Auburn (01/09/2021)
	5	Herbert Jones vs Providence (N) (12/02/2020)
	5	Herbert Jones vs Stanford (N) (11/30/2020)
<b>FOULS</b>	5	Alex Reese at Kentucky (01/12/2021)
	5	Keon Ellis at Auburn (01/09/2021)
	5	Herbert Jones vs Ole Miss (12/29/2020)
	5	Jahvon Quinerly vs ETSU (12/22/2020)



2020-21 PLAYER HIGHS/LOWS



2020-21 Alabama Men's Basketball  
Player Highs Analysis  
All games

Page 3/4  
as of Jan 24, 2021

Opponent - Individual Game Highs

<b>POINTS</b>	28		Moses Moody vs Arkansas (01/16/2021)
	27		D.J. Stewart Jr. vs Mississippi St. (01/23/2021)
	27		Charles Bassey vs Western Ky. (12/19/2020)
	27		Caleb Grill vs UNLV (N) (12/01/2020)
	26		Sharife Cooper at Auburn (01/09/2021)
<b>FIELD GOALS MADE</b>	11		Charles Bassey vs Western Ky. (12/19/2020)
	10		Moses Moody vs Arkansas (01/16/2021)
	10		Caleb Grill vs UNLV (N) (12/01/2020)
<b>FIELD GOAL ATTEMPTS</b>	25		Moses Moody vs Arkansas (01/16/2021)
	21		D.J. Stewart Jr. vs Mississippi St. (01/23/2021)
	21		Bryce Hamilton vs UNLV (N) (12/01/2020)
<b>FIELD GOAL PERCENTAGE (min 5 made)</b>	.786	(11-14)	Charles Bassey vs Western Ky. (12/19/2020)
	.750	(6-8)	Nate Watson vs Providence (N) (12/02/2020)
<b>3 PT FG MADE</b>	7		Caleb Grill vs UNLV (N) (12/01/2020)
	6		Damari Monsanto vs ETSU (12/22/2020)
<b>3 PT FG ATTEMPTS</b>	12		Caleb Grill vs UNLV (N) (12/01/2020)
	11		Mike Bothwell vs Furman (12/15/2020)
<b>3 PT FG PERCENTAGE (min 2 made)</b>	.600	(6-10)	Damari Monsanto vs ETSU (12/22/2020)
	.600	(3-5)	Ziaire Williams vs Stanford (N) (11/30/2020)
<b>FREE THROWS MADE</b>	9		Sharife Cooper at Auburn (01/09/2021)
	8		Iverson Molinar vs Mississippi St. (01/23/2021)
	8		Cameron Thomas at LSU (01/19/2021)
	8		Isaiah Jackson at Kentucky (01/12/2021)
	8		Victor Bailey Jr. at Tennessee (01/02/2021)
	8		Romello White vs Ole Miss (12/29/2020)
<b>FREE THROW ATTEMPTS</b>	13		Romello White vs Ole Miss (12/29/2020)
	10		Isaiah Jackson at Kentucky (01/12/2021)
	10		Sharife Cooper at Auburn (01/09/2021)
<b>FREE THROW PERCENTAGE (min 3 made)</b>	1.000	(8-8)	Iverson Molinar vs Mississippi St. (01/23/2021)
	1.000	(8-8)	Cameron Thomas at LSU (01/19/2021)
	1.000	(7-7)	D.J. Stewart Jr. vs Mississippi St. (01/23/2021)
	1.000	(7-7)	David Duke vs Providence (N) (12/02/2020)
	1.000	(6-6)	Jordan Rawls vs Western Ky. (12/19/2020)
	1.000	(5-5)	Moses Moody vs Arkansas (01/16/2021)
	1.000	(4-4)	Tyree Appleby vs Florida (01/05/2021)
	1.000	(4-4)	Jimmy Nichols, Jr. vs Providence (N) (12/02/2020)
	1.000	(4-4)	Max Murrell vs Stanford (N) (11/30/2020)
	1.000	(3-3)	Devin Askew at Kentucky (01/12/2021)
	1.000	(3-3)	KJ Buffen vs Ole Miss (12/29/2020)
	1.000	(3-3)	A.J. Reeves vs Providence (N) (12/02/2020)
	1.000	(3-3)	Kayne Henry vs Jacksonville St. (11/25/2020)
<b>REBOUNDS</b>	12		Charles Bassey vs Western Ky. (12/19/2020)
	11		Romello White vs Ole Miss (12/29/2020)
<b>ASSISTS</b>	9		Sharife Cooper at Auburn (01/09/2021)
	6		Tre Mann vs Florida (01/05/2021)
	6		Dayvion McKnight vs Western Ky. (12/19/2020)
	6		David Duke vs Providence (N) (12/02/2020)

2020-21 PLAYER HIGHS/LOWS



2020-21 Alabama Men's Basketball  
Player Highs Analysis  
All games

Page 4/4  
as of Jan 24, 2021

Opponent - Individual Game Highs


<b>STEALS</b>	4	D.J. Stewart Jr. vs Mississippi St. (01/23/2021)
	3	Tolu Smith vs Mississippi St. (01/23/2021)
	3	Iverson Molinar vs Mississippi St. (01/23/2021)
	3	Vance Jackson vs Arkansas (01/16/2021)
	3	JT Thor at Auburn (01/09/2021)
	3	Sharife Cooper at Auburn (01/09/2021)
	3	Tre Mann vs Florida (01/05/2021)
	3	Jordan Rawls vs Western Ky. (12/19/2020)
	3	Josh Anderson vs Western Ky. (12/19/2020)
	3	Alex Hunter vs Furman (12/15/2020)
	3	Ed Croswell vs Providence (N) (12/02/2020)
	3	Caleb Grill vs UNLV (N) (12/01/2020)
	3	Spencer Jones vs Stanford (N) (11/30/2020)
<b>BLOCKED SHOTS</b>	7	Isaiah Jackson at Kentucky (01/12/2021)
	5	Yves Pons at Tennessee (01/02/2021)
<b>TURNOVERS</b>	8	David Sloan vs ETSU (12/22/2020)
	6	Jalen Tate vs Arkansas (01/16/2021)
	6	Aamir Simms vs Clemson (N) (12/12/2020)
	6	Ziaire Williams vs Stanford (N) (11/30/2020)
<b>FOULS</b>	5	KJ Buffen vs Ole Miss (12/29/2020)
	5	Clay Mounce vs Furman (12/15/2020)
	5	Bryce Hamilton vs UNLV (N) (12/01/2020)
	5	Oscar da Silva vs Stanford (N) (11/30/2020)
	5	Darian Adams vs Jacksonville St. (11/25/2020)



**1**  
6-8 • 210 • Sr. Guard/  
Forward  
**HERBERT JONES**  
Greensboro, Ala.  
(Hale County HS)



**2**  
6-10 • 225 • Gr. Forward  
**JORDAN BRUNER**  
Columbia, S.C.  
(Yale/Spring Valley HS)




**3**  
6-9 • 230 • Sr. Forward  
**ALEX REESE**  
Pelham, Ala.  
(Pelham HS)




**4**  
6-6 • 218 • R-Fr. Forward  
**JUWAN GARY**  
Columbia, S.C.  
(West Charlotte HS)



**5**  
6-3 • 200 • So. Guard  
**JADEN SHACKELFORD**  
Hesperia, Calif.  
(Hesperia HS)



**10**  
6-3 • 198 • Fr. Guard  
**DELANEY HEARD**  
Canton, Ga.  
(Oak Hill Academy)



**11**  
6-6 • 190 • Fr. Guard  
**JOSHUA PRIMO**  
Toronto, Ontario  
(Royal Crown Academic School)



**12**  
6-6 • 185 • Fr. Forward  
**DARIUS MILES**  
Washington, D.C.  
(Theodore Roosevelt HS)



**13**  
6-1 • 175 • So. Guard  
**JAHVON QUINERLY**  
Hackensack, N.J.  
(Villanova/Hudson Catholic HS)



**14**  
6-6 • 170 • Jr. Guard  
**KEON ELLIS**  
Fort Myers, Fla.  
(Florida SW State/Leesburg HS)



**15**  
6-8 • 201 • Sr. Forward  
**TYLER BARNES**  
Louisville, Ky.  
(St. Xavier HS)



**21**  
6-4 • 183 • Jr. Guard  
**BRITTON JOHNSON**  
Mountain Brook, Ala.  
(Mountain Brook HS)



**22**  
6-8 • 210 • Fr. Forward  
**KEON AMBROSE-HYLTON**  
Toronto, Ontario  
(Andrews Osborne Academy)



**23**  
6-5 • 184 • Sr. Guard  
**JOHN PETTY JR.**  
Huntsville, Ala.  
(Mae Jemison HS)



**24**  
6-0 • 155 • Fr. Guard  
**JADEN QUINERLY**  
Hackensack, N.J.  
(Ramsey HS)




**25**  
6-3 • 200 • So. Guard  
**ADAM COTTRELL**  
Flowery Branch, Ga.  
(Lakeview Academy)



**30**  
6-5 • 192 • Gr. Forward  
**KENDALL WALL**  
Columbia, S.C.  
(Francis Marion/Spring Valley HS)



**33**  
6-8 • 220 • Jr. Forward  
**JAMES ROJAS**  
Jamestown, N.Y.  
(Hutchinson CC/Jamestown HS)



**34**  
6-0 • 180 • Fr. Guard  
**PAUL STRAMGALIA**  
Birmingham, Ala.  
(Mountain Brook HS)



**35**  
6-11 • 225 • Fr. Forward/  
Center  
**ALEX TCHIKOU**  
Paris, France  
(Dream City Christian)