

KENTUCKY

2020-21 MEN'S BASKETBALL



8 NATIONAL CHAMPIONSHIPS | MOST WINS IN COLLEGE BASKETBALL | 49 SEC TITLES | 31 SEC TOURNAMENT CHAMPIONSHIPS | 55 ALL-AMERICANS | 132 NBA DRAFT PICKS

KENTUCKY (3-6, 2-0) at RV/RV FLORIDA (5-2, 2-1)

Saturday, Jan. 9 • 5 p.m. • Exactech Arena at Stephen C. O'Connell Center (2,200*) • Gainesville, Fla.

#TGT #BuiltDifferent • @KentuckyMBB

*limited fans during COVID-19 pandemic

THE MATCHUP

Series Breakdown

- Overall - UK, 104-40
- in Gainesville - UK, 37-26
- Calipari vs. UF - 19-8
- White vs. UK - 3-7
- Current UK streak - W4

John Calipari	Mike White
Overall Record: 778-223*	Overall Record: 214-107
Record at UK: 333-83	Record at UF: 113-67
Overall Seasons: 29th	Overall Seasons: 10th
at Kentucky: 12th	at Florida: 6th

*on-court record

BY THE NUMBERS

2,321	All-time wins, NCAA leader
49	SEC regular-season titles in program history
18	The deficit UK overcame last year in the win at UF
9	3-pointers by Allen over the last two games

TALE OF THE TAPE

UK	STATISTIC	UF
67.7	Points Per Game	81.1
68.1	Opp. Points PG	71.3
39.0	Rebounds PG	36.7
+3.3	Rebound Margin	+3.1
11.2	Assists PG	13.0
6.0	Blocks PG	5.6
6.3	Steals PG	8.1
.415	FG Pct.	.488
.408	Opp. FG Pct.	.405
.299	3-Pt. FG Pct.	.375
.293	Opp. 3-Pt. FG Pct.	.366
.676	FT Pct.	.734

A UK WIN WOULD ...

- Improve Kentucky's record to 271-48 vs. AP unranked competition under John Calipari
- Be the sixth time in 12 seasons UK has started 3-0 in the SEC under John Calipari
- Mark the third straight in Gainesville, Florida, the best streak since winning three consecutive from 2002 to 2004
- Move UK's record to 1,015-284 against league foes
- Keep the Wildcats undefeated in SEC action
- Officially qualify as a winning streak, the first of the season

LAST GAME'S STARTERS



2

DEVIN ASKEW

6-3 • 198 • GUARD • FRESHMAN
SACRAMENTO, CALIF. | MATER DEI HIGH SCHOOL

Averaging 10.3 points, 4.0 assists and 2.0 steals over the last four games | UK's free-throw shooting leader at 78.8% | Tied for team lead with 25 assists | 11 points and a career-high seven assists at Mississippi State



10

DAVION MINTZ

6-3 • 196 • GUARD • GRADUATE
CHARLOTTE, N.C. | CREIGHTON UNIVERSITY

Hit the game-winning 3 vs. Vanderbilt | Averaging 10.0 points | Leads UK with 25 assists and 15 3-pointers | Made a 3-pointer in each of the last four games | Scored a season-high 19 points at Louisville



3

BRANDON BOSTON JR.

6-7 • 185 • GUARD • FRESHMAN
NORCROSS, GA. | SIERRA CANYON HIGH SCHOOL

Averaging team-high 12.8 points | Double-double vs. Richmond (20 points, 10 boards) | Preseason All-SEC First Team | Naismith Trophy, Wooden Award and NABC watch lists (national POY) | Julius Erving Award watch list (best SF)



55

LANCE WARE

6-9 • 206 • FORWARD • FRESHMAN
CAMDEN, N.J. | CAMDEN HIGH SCHOOL

Made his first career start vs. Vanderbilt | Averaging 21.0 minutes over the last four games | Posted a career-high 13 rebounds and four assists at Mississippi State | Led his high school to 29-1 record his senior season



30

OLIVIER SARR

7-0 • 237 • FORWARD • SENIOR
BORDEAUX, FRANCE | WAKE FOREST UNIVERSITY

Averaging 9.8 points, 5.9 rebounds | Posted 22 points, seven rebounds, three blocks vs. Notre Dame | Preseason All-SEC Second Team | Kareem Abdul-Jabbar Award watch list (best center) | Team-high two double-doubles this season

STAT LEADERS

POINTS PER GAME		
UK	Brandon Boston Jr.	12.8
UF	Tre Mann*	14.6
REBOUNDS PER GAME		
UK	Isaiah Jackson	7.3
UF	Tre Mann	5.6
ASSISTS PER GAME		
UK	Askew/Mintz	2.8
UF	Tre Mann	4.3
STEALS PER GAME		
UK	Brandon Boston Jr.	1.2
UF	Tyree Appleby	1.7
BLOCKS PER GAME		
UK	Isaiah Jackson	2.7
UF	Scottie Lewis	1.6
3-POINTERS		
UK	Davion Mintz	15
UF	Noah Locke	15
FIELD-GOAL PERCENTAGE		
UK	Dontaie Allen	.483
UF	Tre Mann	.448
FREE-THROW PERCENTAGE		
UK	Devin Askew	.789
UF	Tyree Appleby	.900

*Keyontae Johnson out indefinitely

NEED TO KNOW

Kentucky has won 49 Southeastern Conference regular-season titles, nearly as many as the rest of the league combined

Keion Brooks Jr. has been medically cleared to return after missing the first nine games with a left leg injury

Redshirt freshman Dontaie Allen was named the SEC Freshman of the Week after scoring a career-high 23 points, including draining seven 3-pointers, at Mississippi State

The Wildcats overcame a nine-point deficit in the win vs. Vanderbilt on Tuesday, the sixth time they've had to rally from nine or more during the nine-game series winning streak

Kentucky turned the ball over just two times vs. Vanderbilt, the fewest turnovers since a two-turnover game vs. Cincinnati on Dec. 20, 1983

UK ranks last, 339th overall, in the country in minutes continuity, according to KenPom.com

SCHEDULE

NOVEMBER

25	10/9	-/	MOREHEAD STATE ¹	SECN	W, 81-45
29	10/9	RV/RV	RICHMOND ¹	ESPN	L, 76-64

DECEMBER

1	20/9	7/5	vs. Kansas ²	ESPN	L, 65-62
6	20/9	-/	vs. Georgia Tech ³	ESPN	L, 79-62
12	-/RV	-/	NOTRE DAME	CBS	L, 64-63
19	-/	22/21	vs. North Carolina ⁴	CBS	L, 75-63
26	-/	RV/RV	at Louisville	ESPN	L, 62-59

JANUARY

2	-/	-/	at Mississippi State*	SEC	W, 78-73 ^{5OT}
5	-/	-/	VANDERBILT*	SEC	W, 77-74
9	-/	RV/RV	at Florida*	ESPN	5 p.m.
12	-/	-/	ALABAMA*	ESPN	9 p.m.
16	-/	-/	at Auburn*	ESPN	2 p.m.
20	-/	-/	at Georgia*	SEC	7 p.m.
23	-/	-/	LSU*	ESPN	6 p.m.
26	-/	-/	at Alabama*	ESPN/2	7 p.m.
30	-/	-/	TEXAS ⁵	ESPN	8 p.m.

FEBRUARY

2	-/	-/	at Missouri*	ESPN/2	9 p.m.
6	-/	-/	TENNESSEE*	ESPN	8 p.m.
9	-/	-/	ARKANSAS*	ESPN/2	7 p.m.
13	-/	-/	AUBURN*	CBS	1 p.m.
17	-/	-/	at Vanderbilt*	SEC	7 p.m.
20	-/	-/	at Tennessee*	CBS	1 p.m.
23	-/	-/	TEXAS A&M*	ESPN/2	7 p.m.
27	-/	-/	FLORIDA*	CBS	4 p.m.

MARCH

2	-/	-/	at Ole Miss*	ESPN/2	9 p.m.
10	-/	-/	SEC Tournament ⁶	TBD	TBD

All times Eastern | *SEC conference game | HOME GAMES IN CAPS
¹Bluegrass Showcase (Rupp Arena | Lexington, Ky.)
²Champions Classic (Bankers Life Fieldhouse | Indianapolis)
³Holiday Hoopsgiving (State Farm Arena | Atlanta)
⁴CBS Sports Classic (Rocket Mortgage FieldHouse | Cleveland)
⁵SEC/Big 12 Challenge (Rupp Arena | Lexington, Ky.)
⁶SEC Tournament (Bridgestone Arena | Nashville, Tenn.)

BROADCAST INFO

TELEVISION

Play-by-play: Bob Wischusen
Analyst: Dick Vitale



HOME RADIO

Play-by-play: Tom Leach
Analyst: Mike Pratt



SATELLITE RADIO

Sirus: TBA
XM: 381
Internet: 971



TV CHART



0 JACOB TOPPIN
Sophomore Forward
 6-9 | 194
 Brooklyn, N.Y.
 Rhode Island
 @Jtoppin0
 @jtoppin_0
(TOPP-in)



2 DEVIN ASKEW
Freshman | Guard
 6-3 | 198
 Sacramento, Calif.
 Mater Dei
 @babydev5
 @babydev
(ASK-you)



3 BRANDON BOSTON JR.
Freshman | Guard
 6-7 | 185
 Norcross, Ga.
 Sierra Canyon
 @bboston_
 @brandonboston



5 TERENCE CLARKE
Freshman | Guard
 6-7 | 194
 Boston
 Brewster Academy
 @terrenceclarke_
 @tclarke



10 DAVION MINTZ
Graduate | Guard
 6-3 | 196
 Charlotte, N.C.
 Creighton
 @deemintz1
 @davion
(DAY-vee-on)
(mints)



11 DONTAE ALLEN
R-Freshman Guard
 6-6 | 198
 Falmouth, Ky.
 Pendleton County
 @DontaeAllen11
 @dontaieallen11
(DON-tay)



12 KEION BROOKS JR.
Sophomore Forward
 6-7 | 205
 Fort Wayne, Ind.
 La Lumiere School
 @KeionB_12
 @klbj.xii
(KEY-on)



13 RILEY WELCH
Senior | Guard
 6-0 | 185
 Littleton, Colo.
 College of the Desert
 @Riley_Welch
 @riley_welch
 @Riley.Welch13



14 BRENNAN CANADA
Sophomore Forward
 6-6 | 198
 Mount Sterling, Ky.
 George Rogers Clark
 @brennanc14
 @brennanc14



20 ZAN PAYNE
R-Sophomore Guard/Forward
 6-4 | 215
 Lexington, Ky.
 Lexington Catholic
 @young_payne2321
 @alexander.payne23



21 CAM'RON FLETCHER
Freshman Forward
 6-6 | 215
 St. Louis
 Vashon
 @CamRonFletcher1
 @camron
(CAM-run)



23 ISAIAH JACKSON
Freshman | Forward
 6-10 | 206
 Pontiac, Mich.
 Waterford Mott
 @IJackson22
 @isaiahjackson22



25 KAREEM WATKINS
Freshman | Guard
 5-8 | 145
 Camden, N.J.
 Kingsway Regional
 @stink_cvp



30 OLIVIER SARR
Senior | Forward
 7-0 | 237
 Bordeaux, France
 Wake Forest
 @sarr_olivier
 @olivier_sarr
(oh-LIV-ee-ay)



55 LANCE WARE
Freshman | Forward
 6-9 | 223
 Camden, N.J.
 Camden
 @lanceware12
 @lance.ware



JOHN CALIPARI
Head Coach
 12th Season
 @UKCoachCalipari
 @ukcoachcalipari
 @UKCoachCalipari
(cal-uh-PEAR-ee)



TONY BARBEE
Assoc. to the HC
 Seventh season at UK
 First season as assoc. to HC
 @CoachTonyBarbee
 @abarbee2250



BRUISER FLINT
Assistant Coach
 First season at UK
 First season as assistant
 @brufliint14



JOEL JUSTUS
Assistant Coach
 Seventh season at UK
 Fifth season as assistant
 @UKCoachJustus
 @ukcoachjustus



JAI LUCAS
Assistant Coach/ Recruiting Coord.
 First season at UK
 First season as assistant
 @CoachJLuc
 @jai.luc
(jay)



JOHN ROBIC
Special Asst. to the HC/Basketball Ops.
 12th season at UK
 Fifth season as special asst.

Alphabetical Roster

NO.	NAME	POS.	HT.	WT.	CL.	HOMETOWN (PREVIOUS SCHOOL)
11	Dontae Allen	G	6-6	198	R-Fr.	Falmouth, Ky. (Pendleton County)
2	Devin Askew	G	6-3	198	Fr.	Sacramento, Calif. (Mater Dei)
3	Brandon Boston Jr.	G	6-7	185	Fr.	Norcross, Ga. (Sierra Canyon)
12	Keion Brooks Jr.	F	6-7	205	So.	Fort Wayne, Ind. (La Lumiere)
14	Brennan Canada	F	6-6	198	So.	Mount Sterling, Ky. (George Rogers Clark)
5	Terrence Clarke	G	6-7	194	Fr.	Boston (Brewster Academy)
21	Cam'Ron Fletcher	F	6-6	215	Fr.	St. Louis (Vashon)
23	Isaiah Jackson	F	6-10	206	Fr.	Pontiac, Mich. (Waterford Mott)
10	Davion Mintz	G	6-3	196	Gr.	Charlotte, N.C. (Creighton)
21	Zan Payne	G/F	6-4	215	R-So.	Lexington, Ky. (Lexington Catholic)
30	Olivier Sarr	F	7-0	237	Sr.	Bordeaux, France (Wake Forest)
0	Jacob Toppin	F	6-9	194	So.	Brooklyn, N.Y. (Rhode Island)
55	Lance Ware	F	6-9	223	Fr.	Camden, N.J. (Camden)
25	Kareem Watkins	G	5-8	145	Fr.	Camden, N.J. (Kingsway Regional)
13	Riley Welch	G	6-0	185	Sr.	Littleton, Colo. (College of the Desert)

On the Bench

Head Coach: John Calipari (Clarion, 1982)
Associate to the Head Coach: Tony Barbee (UMass, 1993)
Assistant Coaches: James "Bruiser" Flint (St. Joseph's, 1987)
 Joel Justus (UNC Wilmington, 2004)
 Jai Lucas (Texas, 2011)
Special Assistant to the HC/Basketball Ops.: John Robic (Denison, 1986)
Assoc. AD/Basketball Operations: Chris Woolard (UCLA, 1997)
Director of Basketball Admin.: Will Barton (Kentucky, 2013)
Strength and Conditioning Coach: Robert Harris (Kentucky State, 2009)
Athletic Trainer: Geoffrey Staton (North Carolina, 2007)
Equipment Manager: Mark Evans (Kentucky, 2013)
Recruiting Analyst: Brady Kennedy (Kentucky, 2016)



POLLS, STATS, MEDIA INFO

Weekly Media Schedule

all times ET

8 Fri. Media availability Noon Lucas Players Practice: 1 p.m. Travel	9 Sat. at Florida 5 p.m. ESPN Exactech Arena	10 Sun. Practice: 2 p.m. No media availability	11 Mon. Media availability 1 p.m. Calipari Players Practice: 2 p.m. John Calipari Show 6 p.m. UK Sports Network	12 Tue. Alabama 9 p.m. ESPN Rupp Arena	13 Wed. Off day	14 Thu. Practice: 10 am. Practice: 3:30 p.m. No media availability
---	---	---	---	---	---------------------------	--

Communications & PR Staff



Eric Lindsey
 Director
 Cell - 859.619.0944
 Email - eric.lindsey@uky.edu



Deb Moore
 Associate Director
 Cell - 859.559.5781
 Email - deb.moore@uky.edu

Media Information

CREDENTIAL REQUESTS

Requests for single-game credentials will open 14 days prior to the contest and close 7 days prior to game day online at sportssystems.com/Kentucky.

CREDENTIAL CRITERIA

The University of Kentucky's decision to issue credentials to a media outlet for the purposes of covering a UK basketball home or away event is determined by a variety of factors. They include the following:

- Amount of coverage given to Kentucky throughout the season
- Intention/ability to cover all 22 sports at Kentucky
- Distribution/size of publication: free, subscription, sale on newsstands, website traffic, etc.
- Radio or TV station program format and size of audience
- Length of existence of the publication, amount of original copy generated, number of full-time employees of the publication and the journalistic experience of the reporter(s)
- Attendance at Kentucky media sessions, including Olympic sport opportunities
- Space availability
- Professionalism, which includes but is not limited to conduct at games, press conferences, practices, on social media, etc.

The University of Kentucky has the right to revoke credentials under its own discretion.

INTERVIEW POLICIES-GENERAL

All interviews with University of Kentucky basketball players or staff members must be arranged through the Communications and Public Relations office. Media should never contact a player or coach directly.

The Wildcat Coal Lodge, dormitories, team locker rooms and other team quarters are private team areas. Media members are not permitted in these areas unless accompanied by appropriate university personnel.

PRACTICE/PRESS CONFERENCES

Other than announced exceptions, UK basketball practices are closed to the media.

Player interviews are conducted prior to practices the day before a game and will be available to all UK media via Zoom. UK will accept requests for player interviews, but they must be submitted 24 hours prior to the scheduled availability.

Coach John Calipari or an assistant coach will meet with members of the media immediately following player interviews via Zoom.

Gameday shoot-arounds are closed to the media.

TELEPHONE PLAYER INTERVIEWS

Telephone interviews are available to the media on a call-back basis. Individual player and coach telephone numbers will not be given to members of the media.

Players are instructed not to conduct interviews when contacted directly by telephone. The Communications and Public Relations office will arrange for telephone interviews at a time most convenient for the student-athlete.

Other special requests are handled on a case-by-case basis.

POSTGAME INTERVIEWS

Following each game, there is a cooling-off period, during which time the players shower and dress. Approximately 10 minutes after the game ends, Coach Calipari conducts his postgame press conference while a player speaks to the UK Sports Network.

Following Coach Calipari's Zoom press conference and the cooling-off period, selected UK players are available via Zoom.

The Polls

Associated Press Top 25 Jan. 4

1. Gonzaga (63)
2. Baylor (1)
3. Villanova
4. Texas
5. Iowa
6. Kansas
7. Creighton
8. Wisconsin
9. Tennessee
10. Michigan
11. Houston
12. Illinois
13. Missouri
14. West Virginia
15. Rutgers
16. Minnesota
17. Oregon
18. Texas Tech
19. Virginia Tech
20. Clemson
21. Duke
22. Virginia
23. Saint Louis
23. Michigan State
25. Florida State

Receiving Votes: Florida 110, Louisville 103, Ohio State 96, Northwestern 86, Oklahoma State 68, Arizona 25, Colorado 19, BYU 18, Drake 17, NC State 16, Oklahoma 15, Arkansas 14, Seton Hall 11, UCLA 6, Xavier 5, UConn 4, San Diego State 4, LSU 3, Boise State 3, Alabama 2, Indiana 2, Syracuse 1

USA Today Coaches Poll Jan. 4

1. Gonzaga (29)
2. Baylor (3)
3. Villanova
4. Texas
5. Creighton
6. Kansas
7. Iowa
8. Tennessee
9. Michigan
10. Wisconsin
11. Houston
12. Illinois
13. Missouri
14. Rutgers
15. Oregon
16. West Virginia
17. Minnesota
18. Clemson
19. Texas Tech
20. Virginia Tech
21. Virginia
22. Florida State
23. Saint Louis
24. Duke
25. Louisville

Receiving Votes: Northwestern 64, Florida 62, Michigan State 59, Ohio State 58, Oklahoma State 50, UCLA 42, Drake 30, San Diego State 22, Arkansas 13, NC State 11, Boise State 11, Colorado 11, Xavier 10, UConn 10, Seton Hall 6, Saint Mary's 5, Oklahoma 3, Alabama 2, Tulsa 2, Colorado State 2, USC 2, SMU 1, Loyola Chicago 1

UK in the Rankings

Team Rankings

Category	Stat	SEC [NCAA]
Scoring	67.7	14th [273rd]
Scoring Defense	68.1	8th [119th]
Scoring Margin	-0.4	13th [224th]
Free-Throw %	.676	9th [284th]
Field-Goal %	.415	14th [264th]
Field-Goal % Def.	.408	9th [90th]
3-Point FG %	.299	13th [288th]
3-Point FG % Def.	.293	3rd [36th]
Rebounds Per Game	39.0	7th [59th]
Opponent Rebs. Per Game	35.7	13th
Rebounding Margin	+3.3	11th [79th]
Blocks Per Game	6.0	1st [10th]
Assists Per Game	11.2	14th [275th]
Steals Per Game	6.3	11th [185th]
Turnover Margin	-2.1	12th [290th]
Assist-to-TO Ratio	0.8	12th [300th]
Off. Rebs. Per Game	12.8	7th [27th]
Def. Rebs. Per Game	26.2	9th [151st]
Def. Rebound %	.700	13th
Off. Rebound %	.343	7th
3-Point FG Per Game	5.1	14th [310th]

Individual Rankings

Category/Player	Stat	SEC [NCAA]
Blocks Per Game/Jackson	2.7	1st [16th]
Blocks Per Game/Sarr	1.6	6th [97th]
Minutes Per Game/Clarke	31.3	11th
Minutes Per Game/Boston Jr.	31.1	12th
Off. Rebs. Per Game/Jackson	2.8	5th [73rd]
Rebounds Per Game/Jackson	7.3	8th [129th]
Rebounds Per Game/Sarr	6.0	20th [129th]

through Jan. 5

SEC Standings

Team	SEC Record	Overall Record	Games Back
Alabama	3-0 (1.000)	8-3 (.727)	-
Kentucky	2-0 (1.000)	3-6 (.333)	0.5
South Carolina	1-0 (1.000)	3-2 (.600)	1.5
Florida	2-1 (.667)	5-2 (.714)	1.0
LSU	2-1 (.667)	7-2 (.778)	1.0
Mississippi State	2-1 (.667)	7-4 (.636)	1.0
Tennessee	2-1 (.667)	8-1 (.889)	1.0
Ole Miss	1-1 (.500)	6-3 (.667)	1.5
Arkansas	1-2 (.333)	9-2 (.818)	2.0
Missouri	1-2 (.333)	7-2 (.778)	2.0
Texas A&M	1-2 (.333)	6-3 (.667)	2.0
Georgia	0-2 (.000)	7-2 (.778)	2.5
Vanderbilt	0-2 (.000)	4-4 (.500)	2.5
Auburn	0-3 (.000)	6-5 (.545)	3.0

through Jan. 6

Upcoming in the SEC

Jan. 9-13

Contest	Time	TV Network
Saturday, Jan. 9		
Alabama at Auburn	Noon	ESPN2
Mississippi State at Vanderbilt	1 p.m.	SEC Network
Tennessee at Texas A&M	2 p.m.	ESPN2
Georgia at Arkansas	3:30 p.m.	SEC Network
Kentucky at Florida	5 p.m.	ESPN
South Carolina at Ole Miss	6 p.m.	SEC Network
LSU at Missouri	8:30 p.m.	SEC Network
Tuesday, Jan. 12		
Ole Miss at Florida	7 p.m.	SEC Network
Tennessee at South Carolina	7 p.m.	ESPN2/U
Alabama at Kentucky	9 p.m.	ESPN
Vanderbilt at Missouri	9 p.m.	SEC Network
Wednesday, Jan. 13		
Auburn at Georgia	7 p.m.	SEC Network
Arkansas at LSU	7 p.m.	ESPN2
Texas A&M at Mississippi State	9 p.m.	SEC Network

All times Eastern



NOTES

Honoring the Cats

Dontaie Allen

- SEC Freshman of the Week (Jan. 4)

Brandon Boston Jr.

- Wooden Award Preseason Top 50
- Bluegrass Showcase All-Tournament Team
- Preseason All-SEC First Team (Media/Coaches)
- Julius Erving Award Preseason Watch List
- CBS Sports Preseason All-America Third Team
- Stadium Preseason All-America Third Team
- Naismith Trophy Preseason Watch List
- NABC Player of the Year Preseason Watch List

Terrence Clarke

- Jerry West Award Preseason Watch List
- Naismith Trophy Preseason Watch List

Isaiah Jackson

- Karl Malone Award Preseason Watch List

Olivier Sarr

- Wooden Award Preseason Top 50
- Bluegrass Showcase All-Tournament Team
- Preseason All-SEC Second Team (Media/Coaches)
- Kareem Abdul-Jabbar Award Preseason Watch List
- ESPN's Dick Vitale Preseason All-America First Team

Mintz's Late Three Lifts Kentucky Past Vanderbilt

LEXINGTON, Ky. -- Davion Mintz had seen this script before.

Two Olivier Sarr game-winning shots go in and out. Late-game droughts doom opportunities for quality wins early in the season. A tough break here and there.

"Buzzer's luck," the Wildcats were calling it, albeit much of it self-inflicted, resulting in one of the worst starts in school history.

Perhaps, as John Calipari had suggested and hoped, it's beginning to even out.

After a double-overtime comeback victory at Mississippi State last weekend snapped a six-game losing streak, the Wildcats (3-6, 2-0 Southeastern Conference) squeezed out another down-to-the-wire win with a 77-74 victory over Vanderbilt on Tuesday night in Rupp Arena. Mintz hit a game-winning 3-pointer from the left corner to preserve another come-from-behind win over the Commodores, the sixth time Kentucky has rallied from a halftime deficit to defeat Vanderbilt (4-4, 0-2 SEC) during its nine-game winning streak in the series.

The Wildcats, billing the beginning of conference play and a new calendar year as a "fresh start," will take wins any way they can get them as they try to climb out of their deep early-season hole.

"What we've been through this season, I don't care if it's a middle school team. A win is a win," Mintz said. "It was huge for our confidence. We're super desperate and we're going to go out there and play like it."

Kentucky's confidence hung in the balance as Vanderbilt's Trey Thomas and Maxwell Evans each had shots for the game-tying 3. Evans' shot, on line, bounced off the front of the rim and to the back and hit the rim a third time before falling off the cylinder. Given how things had gone so far this season, everyone in UK white held their breath as Evans took the shot.

"Phew," an exasperated Sarr said, who had to watch from the bench after fouling out with a game-high 24 points, seven rebounds and two blocks. "At that point it was like, please let us win. Don't go in. We fought through. We stayed the course. We believed."

It even felt like a bit personal of redemption for Mintz, whose game-winning shot from the corner reminded him of a similar attempt he had vs. Xavier, while playing for Creighton two seasons ago, that he missed.

"My heart was dropping," Mintz said of Vanderbilt's potential game-tying shot that would have spoiled his game winner. "They kind of experienced what we have been going through for a while."

Mintz, who finished with 11 points, was able to atone from his previous miss two seasons ago while the Wildcats attempt to do the same with their season.

UK overcame 70 points and 10 3-pointers from four Vanderbilt players alone -- Scotty Pippen Jr. (18 points, eight assists), Dylan Disu (18 points, 10 rebounds, three 3-pointers), Jordan Wright (18 points, eight rebounds, three 3-pointers) and Myles Stute (16 points, four 3-pointers) -- to rally from a nine-point deficit late in the first half. It's sixth time during the nine-game winning streak vs. Vanderbilt that Kentucky has trailed the Commodores by nine or more points. It was the fifth straight game the Wildcats trailed Vanderbilt at halftime, all resulting in wins.

This time it ended the first two-game skid in Rupp Arena of the John Calipari era and prevented the first three-game losing streak in Rupp's 45-season existence.

"We're getting better," Calipari said.

Two areas of particular improvement Tuesday were the turnovers and free throws. The Wildcats, who entered the game averaging 16.1 turnovers per game, one of the worst marks in the country, made just two turnovers this game, tied for the lowest program mark since committing two turnovers vs. Cincinnati in a 24-11 win on Dec. 20, 1983. That was before the shot clock.

UK also made 26 of 32 from the charity stripe, both season highs.

Sarr drew 11 fouls and was 14 of 17 from the line. He seems to have regained his confidence with a combined 38 points over the last two games. The Wake Forest transfer had just three total points vs. North Carolina and Louisville.

"I think I needed to focus on fighting and competing and just playing my game out there," Sarr said. "No pressure. Just being locked in and having fun at the same time."

Kentucky also got valuable contributions from Dontaie Allen, Jacob Toppin and Devin Askew, who played most of the critical minutes down the stretch to preserve the victory.

Coming off his breakout 23-point game at Mississippi State, Allen scored 14 points with five rebounds and two key 3-pointers. He has combined for 37 points, nine rebounds, nine 3-pointers and just one turnover in 64 minutes the last two games.

Calipari said Allen had some defensive breakdowns he must improve on, but as long as he continues to score and open up the court for the offense like he has, he will continue to play.

"If that's the case and it's even-steven, I'm probably good with you," Calipari said. "I'm telling you, he deserves to be on that court."

Askew pitched in with 11 points, his second straight game in double figures, and Toppin added six points, six rebounds and key defense down the stretch on Pippen, Vanderbilt's engine.

"JT is at the right spot at the right time in every game," Sarr said. "On defense, he takes pride in guarding the best player. He did an unbelievable job. He is doing the dirty work and it has been enough for us."

Brooks Cleared to Return

Sophomore forward Keion Brooks Jr. -- the only returning scholarship player who played a season ago -- has been medically cleared to return to competition after missing the first nine games of the season with a left leg injury. Brooks will be in uniform Saturday at Florida and will be available to play.

Although he has been conditioning and participating with the team in non-contact drills, Thursday was his first full practice since the injury.

"Here's the kind of person and teammate Keion is," John Calipari said. "When he and I talked about how he would fit in with what we've been doing as a team, his comment was, 'Coach, I really trust you. I'll do whatever this team needs me to do.'"

"Pretty amazing stuff when you remember that this is someone who came back as the leader of our team and the only guy who played minutes with us a season ago. All he cares about is trying to help this team win."

Brooks averaged 4.5 points and 3.2 rebounds in 31 games, including six starts, in 2019-20. He shot 47.2% to go along with 13 blocks and 11 steals.

As a freshman, Brooks had five double-figure scoring games, maybe none bigger than his 10-point game at -- coincidentally, given his scheduled return -- Florida. In a career-high 27 minutes, Brooks helped engineer a 18-point second-half comeback with two important 3-pointers in Gainesville, Florida.

Clarke Sidelined

Freshman guard Terrence Clarke missed each of UK's last two games at Mississippi State and against Vanderbilt with a right leg injury. He is day-to-day.

Clarke injured his leg more than two weeks ago vs. North Carolina. Clarke played vs. Louisville but was limited and has practiced sparingly since the injury.

Clarke is third on the team in scoring with 10.7 points per game in addition to 3.0 rebounds per game. He had started six of seven games prior to his two-game absence, including a 22-point, three-assist game vs. Georgia Tech.



NOTES

2020-21 Lead-Deficit Comparison

Opponent	Biggest Lead	Biggest Deficit	Biggest Run	Changes	Ties	Led	Trailed	Result
MOREHEAD ST.	39 (2nd)	N/A	7-0	0	1	38:29	0:00	W, 81-45
RICHMOND	6 (2nd)	16 (2nd)	6-0	14	12	10:36	21:55	L, 76-64
vs. Kansas	13 (1st)	5 (2nd)	15-0	6	8	26:14	8:30	L, 65-62
vs. Georgia Tech	3 (1st)	20 (2nd)	7-0	8	2	5:56	31:12	L, 79-62
NOTRE DAME	4 (1st)	24 (2nd)	16-0	1	1	1:56	37:13	L, 64-63
vs. North Carolina	11 (1st)	12 (2nd)	7-0	3	4	24:40	13:02	L, 75-63
at Louisville	4 (1st)	7 (2nd)	6-0	10	6	11:55	24:07	L, 62-59
at Mississippi St.	8 (2OT ¹)	9 (2nd)	10-0	9	5	13:04	31:06	W, 78-73 ^{2OT}
VANDERBILT	9 (1st)	6 (1st)	9-0	5	14	10:59	17:41	W, 77-74
at Florida								
ALABAMA								
at Auburn								
at Georgia								
LSU								
at Alabama								
TEXAS								
at Missouri								
TENNESSEE								
ARKANSAS								
AUBURN								
at Vanderbilt								
at Tennessee								
TEXAS A&M								
FLORIDA								
at Ole Miss								
BIGGEST/MOST	39	24	16-0	14	14	38:29	37:13	
TOTALS						143:59	184:46	

Vanderbilt Brings Out the Comeback Cats

Kentucky would rather not play with the proverbial fire of falling behind Vanderbilt and coming back as the Wildcats have done so often in the series' recent history (and do so again on Tuesday), but there's no denying that the Wildcats have made it a habit of breaking the Commodores' hearts.

During the current nine-game winning streak vs. Vanderbilt, UK has rallied from at least a nine-point deficit in six of those games, including five of the last six, which includes Tuesday's nine-point hole. Kentucky has also trailed at halftime in six of those matchups as well, five of them at home.

It's also worth mentioning that the Wildcats came back from a whopping 22-point hole to win 82-79 at Vanderbilt on Feb. 22, 1997.

Here are the recent comeback victories by Kentucky against Vanderbilt:

- Jan. 5, 2021 - UK trailed by nine late in the first half
- Feb. 11, 2020 - The Wildcats trailed by as much as 14 with 4:43 left in the first half
- Jan. 29, 2020 - UK came back from a 10-point second half hole
- Jan. 12, 2019 - The Wildcats rallied from 12 down in the first half to win
- Jan. 30, 2018 - Kentucky came back from a 14-point deficit for the victory in overtime
- Feb. 28, 2017 - The Wildcats stormed back from a 19-point first-half hole

A Comeback Story Happened at Florida, Too

Although the majority of the cast is no longer in uniform the last time the Wildcats visited Florida on March 7, it was one of the great comebacks in program history.

With starting point guard Ashton Hagans not even making the trip and Southeastern Conference Player of the Year Immanuel Quickley fouling out with more than 10 minutes to play in the second half, UK mounted an improbable 18-point second-half comeback and won on a late EJ Montgomery tip-in.

For a team that had big postseason hopes, won 17 of its final 20 games and won the league by three games, it ended up being the final time that team took the floor as the entire postseason was wiped out by the COVID-19 pandemic.

A large contributor to that comeback is this season's lone returning scholarship player who played last season, Keion Brooks Jr. He put together arguably his most complete effort in that win with 10 points, a career-high two 3-pointers, three rebounds and a pair of steals.

John Calipari called his name on UK's final possession and Brooks' runner in the lane was eventually tipped in by Montgomery to put the Wildcats up by one. A last-ditch effort by the Gators fell short.

Coincidentally, Brooks will be available for the first time this season on Saturday after doctors medically cleared him to return from a left leg injury.

The last time Kentucky won after trailing by 18 points or more came on Feb. 28, 2017, when the Wildcats rallied from 19 down at home against aforementioned Vanderbilt (25-6, 8:03 first half).

UK has won four straight vs. Florida and two consecutive games in Gainesville, Florida. Kentucky hasn't won three straight games at Florida since 2002 to 2004.

S-E-C I S-E-C I S-E-C I

Kentucky is the Southeastern Conference's gold standard. Since the SEC's inception in 1932-33, the Wildcats are the most dominant team in the league, recording a 1,014-284 mark (78.1%) in regular-season conference play. Only two other teams have won more than 750 regular-season SEC games (Alabama and Tennessee), and no other team owns a better winning percentage.

- Kentucky has averaged 11.6 wins and only 3.3 losses per season in 87 seasons in the SEC
- UK has won 49 SEC regular-season titles and 31 SEC Tournament championships
- The Wildcats have won 16 of the last 28 SEC Tournaments (the 2020 one was not played due to the COVID-19 pandemic)
- Kentucky has captured at least a share of six of the last 11 SEC regular-season championships under John Calipari
- UK has played in the championship game of the SEC Tournament in eight of Calipari's 11 seasons, winning six times
- Kentucky won its 1,000th game in SEC regular-season action vs. Alabama on Jan. 11, 2020. Kansas has won 1,000 conference games when combining its records in the Big 6, Big 7, Big 8 and Big 12, but no other team in the country had won 1,000 or more regular-season league games in one conference alone
- Seven teams made the 2019 NCAA Tournament field, tied for the second most of any league in the country
- The SEC had two teams in the Elite Eight, one in the Final Four and went 12-7 in NCAA Tournament games in 2019
- The SEC has held its own in the annual Big 12/SEC Challenge. The con-



NOTES

ferences are 20-20 over the last four seasons in the yearly January showdown

- Ten SEC schools ranked in the top 100 and six in the top 50 in the first NCAA Net Evaluation Tool rankings as of Jan. 5

Allen Wins SEC Freshman of the Week

Kentucky has dominated the weekly Southeastern Conference awards under John Calipari. UK has won more SEC honors (109) than any school during the Calipari era, including 84 SEC Freshman of the Week honors and 25 SEC Player of the Week awards.

Following a breakthrough performance at Mississippi State last week, redshirt freshman guard Dontaie Allen became the first Kentucky player to earn Southeastern Conference Freshman of the Week honors this season.

After logging just a minute over the previous three games, including two in which he did not even check in, the Falmouth, Kentucky, native sparked a nine-point second-half comeback in double overtime at Mississippi State with a career-high 23 points.

He played 32 minutes and made 8 of 13 shots and 7 of 11 from 3, plus added four rebounds and a blocked shot. All of those numbers were career bests.

Allen is the sixth freshman in program history to make seven or more 3-pointers in a game (done seven times overall) and the first player to drain at least seven since Immanuel Quickley had eight against Texas A&M on Feb. 25, 2020.

Kentucky has dominated the weekly SEC awards under John Calipari. UK has won more weekly SEC honors (109) than any other school during the Calipari era, including 84 SEC Freshman of the Week honors and 25 SEC Player of the Week awards.

Allen is the first Wildcat to win either award this season.

Wildcats are Underdogs

For just the second time in 12 seasons under John Calipari and the first since 2010-11, a season that culminated in a Final Four berth, the Wildcats were not picked to win the regular-season league crown. That preseason honor this season goes to the Tennessee Volunteers, who the media predicted will unseat the Wildcats, the defending SEC champions, in 2020-21.

In most seasons, UK has lived up to the high expectations, having won six regular-season SEC crowns in the Calipari era and a league-high 49 overall after posting a 15-3 record last season. The Wildcats also own six SEC Tournament titles under Calipari.

Each school selected media members that cover their team and additional media from across the nation were selected by the conference office to comprise the voting panel. Points were compiled on a 14-13-12-11-10-9-8-7-6-5-4-3-2-1 basis. Ties were not broken.

Calipari Coaches in 1,000th Career Game

Last week's contest at Mississippi State marked the 1,000th career game coached for John Calipari. He was 777-223 (77.7%) after his 1,000th game with stops at Kentucky, Memphis and UMass. He's in his 12th season at Kentucky, the longest stop of what is now his 29th season as a college head coach.

Calipari remains the only coach in NCAA history with at least 189 victories at three different schools and is the second-winningest coach in school history. Only two Division I coaches posted more wins through their first 1,000 career games than Calipari.

Most Wins Through First 1,000 Games

- Adolph Rupp - 824
- Roy Williams - 790
- John Calipari - 777
- Dean Smith - 776

Have the Wildcats Turned a Corner?

Nobody inside the Kentucky program wanted to be 1-6 to begin the season. As John Calipari warned before the Georgia Tech game with a team currently playing without a single scholarship player who played a season ago, things don't suddenly get better purely out of desire.

"Sometimes you've got to hit rock bottom," Calipari said after the Kansas loss. "I'm not saying we've done it yet. You may ask me after the next game, 'Is that rock bottom?' And then after the next game, 'Is that rock bottom?' I have no idea."

At the time, it seemed like hyperbole coming from a Hall of Fame coach who has more NCAA Tournament wins and more Final Four appearances than any other coach since arriving at Kentucky. But after the second-longest losing streak in school history, Calipari was on to something that so many in Big Blue Nation wished he was so wrong about.

After a start that hadn't happened at Kentucky in nearly 100 years, there wasn't exactly precedent for how to climb out of that type of hole, but there were recent similar comeback stories orchestrated by the same coach who has been tasked with guiding this resurgence.

Just last year in the early part of the season, UK lost to Evansville, which went on to finish just 9-23, and lost back-to-back games to Utah and Ohio State to fall to 8-3 and entered the rivalry game with Louisville with what then felt like must-win territory. All the Wildcats did after a couple of weeks of "Camp Cal" was win 17 of their next 20 games to close the season and win the Southeastern Conference regular-season title by three games.

In 2017-18, the Wildcats lost four straight games -- in February -- and came back to win the SEC Tournament a month later and advance to the Sweet 16.

In 2013-14, UK dropped three of four games to close the regular season until a pre-post-season "tweak" by Calipari propelled the Wildcats all the way to the national championship game.

And in 2010-11, Kentucky lost seven of its first nine road games. That team went through the growing pains and ended up winning the SEC Tournament and advanced to the Final Four.

In other words, never count out a Calipari-coached team. Was the 1-6 start jarring? Sure. But given the recent history, the extraordinary youth and inexperience -- although not unprecedented at Kentucky -- and the missing piece of Keion Brooks Jr., it's too early to write this Kentucky team off.

"Faith is what drives me," Calipari said on his Dec. 21 radio show. "I haven't lost any faith in the process. It's worked. I haven't lost any faith in these players. You got guys getting better," Calipari said. "We gotta figure out how to win some of these games, and I think if we win, we'll go on a run and they'll start believing."

After back-to-back wins against Mississippi State and Vanderbilt, Calipari's words may be coming true, and there signs of improvement event before the wins.

Despite staring down a historic hole at the break of the Notre Dame game -- the largest halftime deficit at home in program history -- the Wildcats outscored the Irish 37-16 in the second half and had a shot to win at the buzzer that just rimmed out.

With a monster game from Olivier Sarr in the post and a tenacious full-court defensive effort that helped generate easy buckets, UK was good in all phases of that second half vs. Notre Dame. Kentucky shot 45.7% from the floor while earning an assist on 50% of the team's 16 made field goals. Kentucky sunk four 3-pointers at a 40.0% clip, had a 2-to-1 assist-to-turnover ratio, forced the Irish into 12 turnovers and had a plus-three margin on the boards. The Wildcats limited Notre Dame to just 16 second-half points, the fewest a Kentucky team has given up in a half since holding Abilene Christian to just 13 first-half points in the first round of the 2019 NCAA Tournament.

The effort spilled over into the next game against a nationally ranked North Carolina team. With an early 3-point outburst from Davion Mintz, 12 points from Brandon Boston Jr., a huge lift off the bench from Lance Ware and great all-around play from Devin Askew, Kentucky led 38-34 at the half and at one point stormed in front by 11. The Wildcats limited their turnover problems and outrebounded a stout UNC frontline by six boards.

Despite significant foul trouble in the frontcourt, the Wildcats actually extended the lead

Measurables



Wing Span

- Olivier Sarr - 7'3.50"
- Dontaie Allen - 7'2.50"
- Isaiah Jackson - 7'2.50"
- Keion Brooks Jr. - 7'1"
- Lance Ware - 7'1"

Max Vertical

- Jacob Toppin - 42.5"
- Cam'Ron Fletcher - 40.0"
- Davion Mintz - 39.0"
- Terrence Clarke - 38.5"
- Isaiah Jackson - 37.5"

Hand Width

- Dontaie Allen - 11.5"
- Keion Brooks Jr. - 10.5"
- Brennan Canada - 10.0"
- Isaiah Jackson - 10.0"
- Devin Askew - 9.75"
- Jacob Toppin - 9.75"
- Lance Ware - 9.75"

3/4-Court Sprint

- Isaiah Jackson - 3.21
- Brennan Canada - 3.31
- Jacob Toppin - 3.33
- Cam'Ron Fletcher - 3.35
- Devin Askew - 3.36
- Brandon Boston Jr. - 3.36
- Lance Ware - 3.36

185-Pound Bench

- Davion Mintz - 14 reps
- Olivier Sarr - 12 reps
- Lance Ware - 7 reps
- Riley Welch - 6 reps
- Keion Brooks Jr. - 5 reps

Miscellaneous Stats

Charges Drawn

- Olivier Sarr - 2
- Davion Mintz - 1

First Sub

- Davion Mintz - 4
- Lance Ware - 4
- Dontaie Allen - 1
- Devin Askew - 1
- Terrence Clarke - 1
- Isaiah Jackson - 1
- Jacob Toppin

5-Second Violations

- Forced by Kentucky - 1
- Forced by Opponent - 0

10-Second Violations

- Forced by Kentucky - 0
- Forced by Opponent - 0

Shot-Clock Violations

- Forced by Kentucky - 6
- Forced by Opponent - 3

Tipoffs (including OT)

- Won by Kentucky - 6
- Won by Opponent - 5

3-Point Plays

- Brandon Boston Jr. - 4
- Olivier Sarr - 2
- Terrence Clarke - 1
- Isaiah Jackson - 1
- Davion Mintz - 1

4-Point Plays



NOTES

to six points vs. the Tar Heels with 13:15 to go before the fouls caught up and an offensive drought of zero field goals in more than a nine-minute span doomed the Wildcats.

Kentucky again had its chances against Louisville. The Wildcats and Cardinals had a back-and-forth battle in the opening half. UK stormed out of halftime behind defensive tenacity from Isaiah Jackson to earn a four-point edge. A four-plus minute scoring drought enabled the Cardinals to take a comfortable lead, but UK again showed its grit and fought off a late seven-point hole to have three chances to tie or take the lead, including a potential game-winning shot by Sarr and a last-second 3-point attempt by Brandon Boston Jr. to force overtime.

"There are no moral victories, but we played better and we've got to stay on that path," Calipari said.

Kentucky appears to be the path of turning the corner.

Return to the Mean

A lot of the numbers for Kentucky aren't pretty to start the season. UK ranks 250th or worse nationally in nine major NCAA statistical categories (through games on Jan. 5) and in the top 50 in only two.

Perhaps more troublesome, there are a handful of numbers trending in a historically bad direction. In terms of previous UK teams this group's ...

- 67.7 points per game is the lowest average since the 1984-85 season (65.7)
- .415 field-goal percentage is its worst mark since the 1962-63 season (.405)
- .299 3-point field-goal percentage is the second-lowest in program history (1999-2000 shot .292)
- 11.2 assists per game is tied for the lowest in the Calipari era with the 2013-14 team
- 14.6 turnovers per game is the worst of the Calipari era
- 0.80 assist-to-turnover ratio is the worst mark since the 1975-76 season

There are two big buts with all those historically disappointing numbers, both of which are intertwined.

One, it's still early in the season and perhaps a bit too early to draw any big-picture conclusions. The previous numbers are all at the end of the season.

And secondly, given that it's so early, chances are at least some of the numbers are going to rebound and return to the norm, as they've started to over the last two games.

Counting on the odds to turn things around isn't what John Calipari has in mind or is banking on, but, it's worth noting that luck hasn't been on the Wildcats' side so far. According to Ken Pomeroy's luck rating, which measures the deviation between a team's actual winning percentage and what one would expect from its game-by-game efficiencies. Kentucky has the 22nd-worst fortune in the country. Before the MSU game, UK was dead last and prior to Vanderbilt UK ranked fifth worst in the nation.

In other words, although UK has performed poorly in a lot of areas, its record is still not reflective of its team efficiency, even if those numbers aren't up to par either. The Wildcats

could be due for a few things to go their way and return to the norm soon.

Kentucky Backcourt Finding its Footing

Kentucky's early-season shooting and turnover woes have been well documented (and are in more detail below). But what's been overlooked recently -- perhaps because of the difficulty in getting in the win column -- is the steady improvement of UK's backcourt, specifically by players who projected by national pundits to be the supporting cast.

Freshman Devin Askew has responded admirably after a slow start out of the gate. Following a 12-point, four-assist performance to open the season, Askew averaged just 3.8 points on 3-of-12 shooting with nine turnovers over the next four games.

Since then, after briefly moving out of the starting lineup, Askew has really righted the ship. Over the last four games, playing both the point and off the ball, Askew is tallying 10.3 points per game on 15-of-37 shooting with 16 assists, six turnovers and eight steals.

Davion Mintz, a graduate transfer from Creighton, has arguably been Kentucky's most consistent player this season. Fourth on the team with a 10.0 scoring average, Mintz leads the Wildcats with 15 3-pointers, 25 assists and 10 steals.

Mintz moved into the starting lineup five games ago, and over the last four he's averaged a team-high 13.5 points with 10 treys.

And then there is Dontaie Allen, who may have saved Kentucky's season at Mississippi State with one of the all-time breakthrough UK performances. After redshirting all of last season as he returned from a high school knee injury and with just 20 minutes of action entering the game, Allen got his opportunity with Terrence Clarke sidelined (right ankle injury) and gave the Wildcats' a desperately needed injection of offense.

Allen scored a game-high 23 points on 8-of-13 shooting, including seven 3-pointers. His range not only opened up the court for Kentucky everywhere else, he provided big shot after big shot to rally the Wildcats from a nine-point second-half hole.

Allen made two 3-pointers during the key second-half run to take the lead, nearly provided the game-winning trey in the first overtime and then scored five straight points in double overtime to seal the game. He followed that up with 14 points, two timely second-half 3-pointers and two clutch free throws late in the close home win vs. Vanderbilt.

In 64 minutes over the last two games, Allen has scored 37 points with nine 3-pointers, nine rebounds and just one turnover.

Toss Him if You Dare

Opposing fan bases may cheer when John Calipari heads for the exits on the rare occasions he gets ejected -- and they should given his Hall of Fame credentials -- but forcing Calipari to head to the locker room might be a secret weapon for UK.

Kentucky is 4-1 under Calipari when he's ejected, which, on the surface, is pretty good. But there's more to the ejections than just the record.

Calipari's most recent two ejections have sparked impressive comebacks. Against Missis-

UK's Record vs. AP Ranked Opponents and as an AP Ranked Opponent Under Cal

Kentucky (RK)	Opponent Rank																									RV	NR	TOTAL	
	1	2	3	4	5	6	7	8	9	10	11	12	13	14	15	16	17	18	19	20	21	22	23	24	25				
1	-	0-1	0-1	1-0	2-0	2-0	-	2-0	1-0	-	0-1	-	-	-	-	2-0	1-0	1-0	-	1-0	3-0	1-0	-	-	-	6-2	46-3	69-8	
2	1-0	-	-	0-1	1-0	0-1	-	-	-	-	-	1-0	1-0	-	1-0	-	1-0	1-0	0-1	-	-	-	-	-	-	4-0	24-0	34-3	
3	-	-	-	1-0	-	-	-	-	0-1	-	-	1-0	-	-	-	-	-	-	-	0-1	-	-	-	-	-	1-0	17-0	20-2	
4	-	0-1	-	-	-	-	0-1	0-1	-	-	-	-	1-0	-	-	-	-	-	-	-	-	-	-	-	1-0	2-0	9-2	13-5	
5	1-0	-	-	-	-	0-1	-	-	-	1-0	-	-	-	-	-	-	-	-	0-1	-	-	-	-	1-0	-	1-0	9-0	13-2	
6	-	-	-	-	0-1	-	1-0	1-0	-	0-1	-	-	-	-	-	-	-	-	1-0	-	-	-	-	-	-	1-0	9-2	13-4	
7	-	-	-	0-1	-	-	-	-	-	-	1-0	-	-	0-1	-	-	-	-	1-0	-	-	-	-	-	-	-	5-1	7-3	
8	-	-	-	-	-	-	-	-	1-0	-	-	-	1-0	-	1-0	-	-	-	-	-	-	-	-	1-0	0-1	2-3	13-0	19-4	
9	-	-	-	-	-	-	-	-	-	-	-	-	-	-	-	-	-	-	-	-	-	-	-	-	-	-	8-2	8-2	
10	-	-	-	-	-	-	-	-	-	-	-	-	0-1	-	-	-	-	-	-	-	-	-	-	-	-	3-4	11-3	14-7	
11	1-0	-	-	-	-	-	1-0	0-1	-	-	-	1-0	-	-	-	-	0-1	-	-	-	-	2-0	-	-	-	-	6-1	11-3	
12	-	-	-	-	-	-	-	-	-	-	-	-	1-0	-	1-0	-	-	-	-	-	-	-	-	-	1-0	4-1	7-1	7-1	
13	-	-	-	-	-	-	-	-	-	-	-	-	-	-	-	0-1	-	-	-	-	-	-	-	-	-	-	7-2	7-3	
14	-	-	0-1	-	-	-	-	-	-	-	-	-	-	-	-	-	-	-	-	-	-	-	-	-	1-1	9-1	10-3		
15	-	-	-	-	-	-	-	-	-	-	-	1-0	-	-	-	-	-	1-0	-	-	-	-	-	-	1-0	6-0	9-0	9-0	
16	-	-	-	-	-	-	-	-	-	-	-	-	-	-	-	1-0	-	-	-	-	-	-	-	-	2-0	4-1	7-1	7-1	
17	-	-	-	-	-	-	-	-	-	-	-	-	-	-	-	-	-	-	-	-	-	-	1-1	-	-	4-2	5-3	5-3	
18	-	-	-	-	-	-	-	-	-	-	-	-	-	-	-	-	-	-	-	-	-	-	0-1	-	-	3-2	6-1	9-4	
19	-	-	1-0	1-0	-	-	-	-	1-0	-	-	-	-	-	-	-	-	-	-	-	-	-	-	-	-	2-0	5-0	5-0	
20	-	-	-	0-1	-	-	0-1	-	-	-	-	-	-	-	-	-	-	-	-	-	1-0	-	-	-	-	3-2	4-4	4-4	
21	-	-	-	-	-	-	-	-	-	-	-	-	-	-	-	-	-	-	-	-	-	-	-	-	1-0	2-1	3-1	3-1	
22	-	-	-	-	-	-	-	-	-	-	-	1-0	-	-	-	-	-	-	-	-	-	-	-	-	1-0	5-1	7-1	7-1	
23	-	-	-	-	-	-	-	-	-	-	-	-	-	-	-	-	-	-	-	-	-	-	-	-	0-1	3-0	3-1	3-1	
24	-	-	-	-	-	-	-	-	-	-	-	-	-	0-1	-	-	-	-	-	-	-	-	-	-	-	0-1	0-2	0-2	
25	0-1	-	-	-	-	-	0-1	-	-	-	-	-	-	-	-	-	-	-	-	-	-	-	-	-	-	1-1	1-3	1-3	
RV	0-1	1-0	-	-	1-0	-	2-0	-	-	0-1	-	1-0	1-0	-	-	-	0-1	-	-	-	-	-	-	-	-	-	-	-	-
NR	-	-	-	0-1	-	-	-	-	-	-	1-0	-	-	-	-	1-0	-	-	-	-	-	0-1	-	-	-	-	-	-	-
TOTAL	3-2	1-2	1-2	3-4	4-1	2-2	4-3	3-1	3-2	1-2	2-1	4-0	5-0	2-2	2-1	4-0	3-1	2-2	2-2	1-1	4-0	4-1	1-2	1-1	1-0	Total	298-70	Total	63-35



NOTES

Points Per Possession

Game	Off. PPP	Def. PPP
MOREHEAD STATE	1.19	0.66
RICHMOND	0.83	0.99
vs. Kansas	0.85	0.89
vs. Georgia Tech	0.91	1.16
NOTRE DAME	0.95	0.97
vs. North Carolina	0.90	1.07
at Louisville	0.92	0.97
at Mississippi State*	0.99	0.92
VANDERBILT*	1.15	1.10
at Florida*		
ALABAMA*		
at Auburn*		
at Georgia*		
LSU*		
at Alabama*		
TEXAS		
at Missouri*		
TENNESSEE*		
ARKANSAS*		
AUBURN*		
at Vanderbilt*		
at Tennessee*		
TEXAS A&M*		
FLORIDA*		
at Ole Miss*		

Overall

UK offensive high - 1.19 vs. MOREHEAD STATE
 UK offensive low - 0.83 vs. RICHMOND
 Kentucky SEC offensive high - 1.15 vs. VANDERBILT
 Kentucky SEC offensive low - 0.99 at Mississippi St.

Opponent offensive high - 1.16, Georgia Tech
 Opponent offensive low - 0.66, MOREHEAD STATE
 Opponent SEC offensive high - 1.10, VANDERBILT
 Opponent SEC offensive low - 0.92, Mississippi St.

ssippi State on Jan. 2, Calipari was hit with back-to-back technical fouls and tossed with more than nine minutes to play. After the Bulldogs' three free-throw makes, UK was behind nine and appeared to be spiraling towards an unthinkable seventh straight loss.

Not so fast. Evoking the player empowerment that Calipari has pleaded with his team to make, the players and the assistant coaching staff responded with the type of resiliency and fight that might turn UK's season around. Kentucky followed Calipari's ejection against the Bulldogs with 10 straight points to take the lead and endured a back-and-forth ending to win in double overtime.

Was the ejection intentional to light a fire under his team?

"The first one, yes I did because there were two or three things that happened, and we weren't going to have a chance to win if it didn't change," Calipari said.

It was similar to Calipari's ejection last season at Arkansas. In arguably the most hostile environment UK faced all season, Calipari got the boot with 8:19 to play and Arkansas threatening to take control of the game.

No problem. Ashton Hagans put his arm around Calipari as he was escorted off the court and told him, "Coach, we got this," and the Wildcats promptly responded with a 15-0 run. Calipari points to that game, when his players became "empowered," as the key to Kentucky's regular-season Southeastern Conference championship run.

In February 2016 at South Carolina, Calipari was tossed early in the game, which only seemed to motivate Kentucky in one of its most dominant victories of the season, an 89-62 rout. Tyler Ulis coached the offense from the floor and Kenny Payne coached the defense from the bench. UK played its best basketball from that point forward that season.

The lone loss in a Calipari ejection also came at South Carolina, in March 2014, but even that expulsion seemed to turn things around for UK. After that loss, with Kentucky's season failing to live up to huge expectations to start the season, Aaron Harrison promised fans that the season was going to be a "great story."

Harrison's words were prophetic as Kentucky would turn the season around. The Wildcats nearly won the SEC Tournament championship and then marched through one of the toughest draws in NCAA Tournament history, knocking off undefeated and top-seeded Wichita State, downing defending national champion and archrival Louisville, and defeating defending national runner-up and Big Ten champion Michigan before edging Wisconsin in the Final Four. UK became the first team ever to knock off three of the previous season's Final Four teams.

Calipari's other ejection as UK's head coach was late in a win vs. Mississippi Valley State during the 2010-11 season.

Too Close to Call

With a double-overtime win against Mississippi State and a three-point victory over Vanderbilt to open the Southeastern Conference play, has the tide changed for the Wildcats?

Kentucky certainly had its chances this year during the nonconference portion of the season, but the Wildcats came up short in close games. UK has had five games come down to the wire this season.

UK lost 65-62 to No. 7/5 Kansas but had a shot to tie with five seconds to play. The Wildcats overcame a nine-point second-half deficit to have the last-second chance to force overtime.

Against Notre Dame, the Wildcats erased a 22-point halftime deficit -- the largest for a home game in program history -- and had a shot to win the game with two seconds remaining, but fell 64-63.

Kentucky overcame a late seven-point deficit at rival Louisville and had three possessions to tie or take the lead, including a shot with one second remaining to tie. Ultimately, the Wildcats fell 62-59 with a cruel in-and-out shot by Olivier Sarr to take the lead late in the game.

UK bounced back from those tough outings with a double-overtime win at Mississippi State and then stormed back from a nine-point hole against Vanderbilt and won with a Davion Mintz 3-pointer with less than a minute to play.

Historically, the Wildcats have come out favorably in one-possession games under John Calipari. In fact, UK improved to 31-27 (53.4%) in Calipari's 12 seasons in games decided by three points or less (that includes the 1-3 mark this season) with the win over Vanderbilt. In games decided by just two possessions, or six points or fewer, Kentucky is 64-46 (58.2%) under Calipari.

Only the 2014-15 team -- who won its first 38 games -- finished the season with a perfect record in both forms of the down-to-the-wire games and the 2012 squad's only blemish was the infamous last-second 3-pointer at Indiana.

The 2013-14 team, which made a memorable run to the NCAA national championship, was 2-2 in three-point games and 2-7 in six-point games during the regular season before finishing 4-2 in one-possession games and 6-9 in a two-possession contests after the memorable postseason run.

The Brandon Knight-led 2010-11 group was just 1-5 in one-possession games during the regular-season and 4-6 in two-possession games. That squad made Calipari's first Final Four as UK's head coach winning a pair of one-possession games during the tournament run, while also losing by just two for a chance to play for the title.

Season	One-Possession Games	Two-Possession Games
2020-21	1-3 (.250)	2-3 (.400)
2019-20	3-3 (.500)	5-4 (.556)
2018-19	1-3 (.250)	6-5 (.545)
2017-18	3-3 (.500)	7-4 (.636)
2016-17	2-3 (.400)	6-5 (.545)
2015-16	1-1 (.500)	3-4 (.429)
2014-15	3-0 (1.000)	4-0 (1.000)
2013-14	4-2 (.667)	6-9 (.400)
2012-13	2-2 (.500)	6-3 (.667)
2011-12	3-1 (.750)	5-1 (.833)
2010-11	3-6 (.333)	6-7 (.462)
2009-10	5-0 (1.000)	8-1 (.889)
Total	31-27 (.534)	64-46 (.582)

Camp Cal in Session

Following the script of most of the previous John Calipari teams at Kentucky, UK is off to a quality start in Southeastern Conference action. It shouldn't come as a major surprise after quality time in Camp Cal.

With players out of school for the winter break -- which has been lengthened by a modified university fall and spring class schedule due to the COVID-19 pandemic -- the Wildcats have been exclusively focused on basketball and will continue to be for nearly two months. UK will often practice two times a day in addition to a workout session with strength and conditioning coach Robert Harris.

In a normal year where there isn't a pandemic, Calipari has the players over to his house to eat and rest in between practices and the team goes out to eat together almost every night. That won't be fully possible this season due to COVID-19 safety protocols, but the team will still basically eat, sleep and drink basketball during this time of the season. This period is often when Calipari's teams improve the most.

The proof is in the numbers. As successful as Calipari's teams have been in the nonconference portion of their schedule, it's the conference season where his teams really take off. UK has won six regular-season SEC titles in the previous 11 seasons and another six SEC Tournament championships under Calipari.

The first day of spring classes -- and, in essence, the end of Camp Cal -- is Jan. 25.

UK Making Strides with Assists, Turnovers

Kentucky's 2020-21 offensive efficiency numbers have not lived up to the standards of the John Calipari era.

Despite outrebounding the opposition in five of nine games and a plus-3.3 rebounding margin overall, Kentucky has taken seven fewer shots than its opponents this season (UK has never been outshot during the Calipari era) and has scored less than a point per possession in every game this season but two, which were the season-opening win vs. Morehead State and its latest win over Vanderbilt.

Low shooting numbers are partly to blame, but perhaps the biggest two signs are a rise in turnovers and a lack of assists. Kentucky has more turnovers (131) than assists (101), an anomaly that's happened only one other time in Calipari's 12 seasons at Kentucky. That was the 2013-14 season, which had issues of both taking care of the ball and sharing it until a late-season run into the postseason.

Following an impressive two-turnover game against Vanderbilt (the lowest under Calipari), UK's turnover numbers have come back

Clutch Free Throws

Free throws during a two-possession game (six points or less) at any point with 3:00 or less to play or overtime:

Player	FTs	Pct.
Davion Mintz	3-3	1.000
Dontae Allen	2-2	1.000
Brandon Boston Jr.	2-2	1.000
Devin Askew	3-4	.750
Isaiah Jackson	1-2	.500
Olivier Sarr	0-2	.000
Kentucky	11-15	.733



NOTES

to the norm relative to the Calipari era. With 131 turnovers through nine games, three other teams in the Cal era through this point had more turnovers than the 2020-21 squad: 155 in 2009-10, 140 in 2017-18 and 137 in 2018-19.

Prior to the Vanderbilt game, the Wildcats were turning the ball over on 22.8% of their possessions according to KenPom.com. That number improved slightly to 20.7%, ranked 230th in the country, following the win over the Commodores.

This team's 101 assists, however, still are far and away the lowest of any Calipari-coached UK team at this stage. Only Davion Mintz (25 assists and 18 turnovers), Devin Askew (25 assists and 19 turnovers) and Cam'Ron Fletcher (three assists and two turnovers) have more assists than turnovers.

As a result, Kentucky has struggled to find easy shots and has shot just 39.0% from the floor and 23.1% from 3 in its six losses.

UK turned the ball over 21 times and totaled just five assists -- including zero in the second half -- vs. Richmond. The five assists were tied for the lowest of the Calipari era. The Wildcats had 21 turnover against Georgia Tech, 16 vs. North Carolina with only eight assists, and then produced just six assists at Louisville.

UK's 11.22 assists per game is its second-lowest average since the 1966-67 season and its 0.80 assist-to-turnover ratio is its worst since the 1975-76 season.

Forever Young

With Keion Brooks Jr., who averaged 4.5 points and 3.2 rebounds in 31 games, including six starts, as the lone major contributor to the roster from last season UK was tasked with replacing 94% of its scoring from last season. That's the most of the John Calipari era. It also had to replace 98.6% of its minutes, 84.4% of its rebounds, 92.0% of its assists and 91.5% of its blocks -- and Brooks has yet to play this season.

According to an NCAA survey at the beginning of the season, Kentucky's three scholarship returners was among the nation's least amount of returning experience.

Through games on Jan. 5, KenPom.com lists UK's average lineup experience at 0.89, the fifth-most inexperienced team in the nation that has played in a game in 2020-21. And without Brooks, UK's roster continuity is dead last in the country.

That's, of course, nothing new for Calipari's teams. Only the 2010-11 team's average years of experience was greater than 1.0 with an average of 1.16 years in 12 years under Calipari. The youngest team was the 2017-18 squad with an average age of 0.18.

As of Jan. 5, the Wildcats have had six different true freshmen start a game this season. In all nine contests, UK has started at least three true freshmen. Of the possible 45 starts this season, 31 have been made by UK's freshman class. That's the most of any team in the nation. The six different freshmen to start a game is also tops in the country.

Cats Don't Count on the Long Ball

New rules that moved the 3-point line to the international basketball distance of 22 feet, 1.75 inches had an impact on college basketball last season. The Wildcats were not immune.

A season after Kentucky shot 34.3% from behind the arc ranked 122nd in the country, difficulties from behind the arc have crept into the 2020-21 season as well.

Even after a Dontaie Allen 3-point barrage at Mississippi State, the Wildcats rank near the bottom nationally in both 3-point field goals per game (ranked 314th through games on Jan. 5 with 5.1 per game) and 3-point scoring distribution (only 22.7% of UK's points come from 3s, which is 310th thus far) and have taken 37 fewer 3-pointers than the opposition. Additionally, the Wildcats have already made five or fewer 3-pointers in six of nine games.

If you've followed John Calipari's teams over the years, Kentucky has never relied on the 3-point shot. While teams nationally are taking more 3-point shots than ever before, UK has bucked the trend and played to the style that's best suited for that particular group.

The highest percentage of 3-point shots taken under Calipari was the 2010-11 Final Four team that lofted 32.4% of its shots from beyond the arc. No surprise, that team consisted of Brandon Knight and Doron Lamb on the perimeter is also Calipari's top 3-point shooting team at Kentucky.

Calipari typically likes his teams to take between 20 to 24 3-point attempts per game. UK is averaging 17.1 3-point attempts in its nine games and made 46 thus far.

Kentucky's 29.9% mark from 3 isn't ideal but last season's team should give some perspective. That group started slow and rebounded to shoot 34.3% for the season.

Not relying on the 3 certainly doesn't hurt the Wildcats. UK is 10-2 all-time under Calipari

when making one or fewer from long range.

Year	% of Attempts from 3	3-Point FG%
2009-10:	.313	.331
2010-11:	.324 (highest)	.397 (highest)
2011-12:	.265	.378
2012-13:	.293	.346
2013-14:	.276	.332
2014-15:	.271	.349
2015-16:	.310	.366
2016-17:	.316	.353
2017-18:	.258 (lowest)	.357
2018-19:	.296	.354
2019-20:	.266	.343
2020-21	.288	.299 (lowest)

Mr. Jackson is For Real

The blocked shots standard at Kentucky starts and stops with Anthony Davis.

In 2011-12, en route to nearly every major national player of the year award, the freshman blocked 186 shots, smashing the previous school record held by Andre Riddick and Melvin Turpin and threatening the NCAA Division I mark.

Just a year later, Nerlens Noel was on pace to challenge the record before a knee injury ended his season early. And coincidentally, just a season after that, Willie Cauley-Stein put up formidable numbers. They are the only players in school history with 100 or more blocks in a single year.

Since those three players left for the pros, Kentucky hasn't had the type of elite rim protection that those three provided.

Enter Isaiah Jackson. The freshman forward has the ability to be an elite shot blocker and has shown at times to be just that.

In the second game of the season, vs. Kansas, Jackson blocked eight shots, the most for a UK player since Cauley-Stein had nine against Boise State on Dec. 10, 2013. They are also the most ever by a Wildcat against an Associated Press top-10 opponent in program history.

After three straight appearances with just one block a game, Jackson has swatted a combined nine shots over the last three games to give him a total of 24 for the season. That's behind the pace of UK's all-time best rim protectors, but his block percentage compares favorably to Davis, Noel and Cauley-Stein.

Davis had a 13.8 block percentage during the 2011-12 season, Noel posted a 13.2 in 2012-13 and Cauley-Stein was at 12.3 during 2013-14. Jackson is right there at 13.2%, ranked 12th nationally (through games on Jan. 5), and his 5.0 blocks per 40 minutes just barely trails Davis (5.8) and Noel (5.5).

Where Jackson needs to improve to catch up to his predecessors, and more importantly, to help UK win, is staying out of foul trouble. Jackson is averaging 5.8 fouls per 40 minutes. By contrast, Davis averaged just 2.4 and Noel was at 3.2.

The foul trouble is what has limited Jackson from reaching his dominant potential. He's played no more than 21 minutes over the last five games because of foul trouble and has fouled out twice this season.

Player	Season	Blk. Pct.	Blks./40	Fouls/40 Min.	Blks Through 9
Anthony Davis	2011-12	13.8	5.8	2.4	39
Nerlens Noel	2012-13	13.2	5.5	3.2	32
Willie Cauley-Stein	2013-14	12.3	4.8	4.5	34
Isaiah Jackson	2020-21	13.2	5.0	5.8	24

Cats Deliver the Knockout Punch

Kentucky is 282-10 (.966) in the John Calipari era when leading by at least 10 points at any time in the contest.

UK has surrendered two such instances in 2020-21. The Wildcats yielded a 13-point lead in a loss to No. 7/5 Kansas on Dec. 1 and an 11-point advantage was swallowed up by No. 21/22 North Carolina on Dec. 19.

Seven of the 10 losses are to conference opponents.

Perhaps most impressive of all is that 70.2% of games Calipari has coached in at Kentucky

Lineup Comparison

Most Frequent Lineups	Total Minutes	Points For	Points Against	+/-	+/- Per 40 Min.
Askew, Boston, Clarke, Jackson, Sarr	41:42	75	61	+14	+13.43
Boston, Clarke, Jackson, Sarr, Mintz	28:20	47	42	+5	+7.06
Askew, Boston, Jackson, Sarr, Mintz	23:45	33	28	+5	+8.42
Askew, Boston, Clarke, Sarr, Fletcher	17:56	26	36	-10	-22.30
Askew, Clarke, Jackson, Sarr, Mintz	15:11	36	26	+10	+26.34
Askew, Boston, Jackson, Mintz, Ware	11:10	22	16	+6	+21.49
Askew, Boston, Jackson, Mintz, Toppin	10:48	16	12	+4	+14.81
Askew, Sarr, Mintz, Ware, Allen	10:15	15	14	+1	+3.90
Boston, Clarke, Mintz, Ware, Toppin	9:37	13	12	+1	+4.16
Askew, Sarr, Mintz, Toppin, Allen	9:13	20	15	+5	+21.70



NOTES

have produced 10-point leads at some point during the game for UK. The Wildcats have led by 10 points or more in a whopping 84.7% of Calipari's 333 career wins at Kentucky.

Hold Them to 55 Points, 40%

Defense has always been a recipe for success for the Wildcats under John Calipari. The special ingredient: 55 points. UK is a perfect 78-0 under Calipari when holding the opponent to 55 points or fewer, including 1-0 this season.

The Wildcats are 186-8 (95.9%) under Calipari and 1-1 this season when limiting the opponent to 63 points or less. Kentucky's 61-59 loss to Tennessee in 2017-18 snapped a 60-game winning streak when holding the opponent to 63 or less.

Kentucky also fares well when it keeps the competition to 40% or less from the floor. UK is 204-20 (91.1%) vs. opponents under Calipari when its field-goal percent is 40% or less. The Wildcats are 2-1 this season when that occurs.

Three (Transfers) is More

The Wildcats added three high-impact transfers in Wake Forest forward Olivier Sarr, Creighton guard Davion Mintz and Rhode Island forward Jacob Toppin -- and all three have played important parts in UK's improved play of late.

This season, the transfers have accounted for 37.8% of the scoring, 32.5% of the rebounding, 36.7% of the assists and 26.3% of the steals.

The trio were arguably the three most important pieces to UK's latest win over Vanderbilt, a nine-point comeback effort.

Sarr had a game-high 24 points and made a career-high 14 free throws. He also accounted for a team-best seven rebounds and added a pair of blocks. Davion Mintz scored 11 points, none were more important than his game-winning corner 3-pointer with less than a minute to play. Jacob Toppin added six points, six boards and a block, but it was his shut-down defense on the Commodores' Scotty Pippen Jr. down the stretch that provided the lift the Wildcats would need to close out yet another close game.

"I'm really proud of him, and I told the team the reason we won the game is Jacob guarded (Pippen)," UK head coach John Calipari said. "(He) was ridiculous. And, again, I told them, whoever fights, I'm leaving in the game. I need fighters."

The three transfers have led the way when UK has needed the fight the most.

Since entering the starting lineup, Mintz is averaging 12.3 points, 5.0 rebounds, 2.3 assists and 1.0 steals per game. He had a team-high 19 points with four 3-pointers at Louisville and a game-high 17 points and eight boards against North Carolina.

Sarr leads the team with a pair of double-doubles and two 20-point scoring efforts. He had 22 points and seven rebounds against Notre Dame and then the 24-point game against Vanderbilt on 14-of-17 shooting at the foul line.

Despite missing two game-winning shots against the Irish and Louisville, Sarr has rebounded with two impactful games to begin the Southeastern Conference slate. He had 14 points and 12 boards against Mississippi State which included a career-high two 3-pointers before his free-throw barrage against the 'Dores.

Toppin broke out with season-highs of points (10), rebounds (six) and minutes (25) at Louisville. In an expanded role over the last five games, he's averaging 5.6 points and 4.2 rebounds per game. His per-40 numbers increase to: 11.5 points and 8.7 rebounds per game.

Sarr, at 7-feet, 255 pounds, enjoyed a breakthrough season in 2019-20 at Wake Forest, averaging 13.7 points, 9.0 rebounds and 1.2 blocks per game. He shot 52.7% from the floor, made the All-Atlantic Coast Conference Third Team and was the runner-up for the 2020 ACC Most Improved Player award.

A 6-3 guard out of Creighton, Mintz played in 97 games with 79 starts for the Bluejays. Mintz redshirted in 2019-20 after battling an ankle injury in the preseason and then re-aggravating it in practice upon his return, but he started all but one game in the previous two seasons. He started all 35 games for Creighton in 2018-19, averaging 9.7 points, 3.0 assists and 3.0 rebounds in 28.8 minutes per game. Mintz was regarded as the Bluejays' best defender and ranked second on the team with 40 steals.

Toppin, a 6-8 forward, is the brother of Dayton's Obi Toppin, the consensus national player of the year in 2019-20. Jacob Toppin became an immediate contributor for a Rhode Island team that went 21-9 on the season and finished 13-5 in the Atlantic 10. He scored in double figures five times in his freshman season, highlighted by 12 points and eight rebounds vs. Richmond, a potential at-large NCAA Tournament team this past season, and 12 points in 11 minutes vs. Saint Joseph's. He also performed well vs. his future SEC foes Alabama and LSU, scoring 11 points and 10, respectively, in nonconference play.

Kentucky's Schedule Packs a Punch

Kentucky's schedule is always among the toughest in the country and this season certainly is no different.

UK's nonconference slate has seen the Wildcats play Kansas in the Champions Classic, featured nonconference games against Atlantic Coast Conference foes Georgia Tech, Notre Dame, North Carolina and Louisville, and sees the Wildcats host Texas on Jan. 30 in the SEC/

Big 12 Challenge.

Four Kentucky opponents are ranked in the Jan. 4 Associated Press Top 25, including two nonconference opponents in Texas (No. 4) and Kansas (No. 6). Louisville also received votes for inclusion in the poll.

Tennessee, at No. 9, and Missouri, at No. 13, are the Southeastern Conference squads ranked among the AP Top 25. Four more teams in Florida, Arkansas, LSU and Alabama sit just outside the top 25 and received votes. Kentucky plays Tennessee and Florida twice. Ten SEC schools ranked in the top 100 and six in the top 50 in the first NCAA Net Evaluation Tool rankings on Jan. 4.

UK's 2020-21 opponents combined to go 395-293 last season, a .574 winning percentage. Nine of the Wildcats' 22 total competitors ranked in the top 50 of the NCAA Evaluation Tool as of Jan. 5.

In 2020-21, the nine opponents UK has played have a record of 55-33 (62.5%) through games on Jan. 5. Seven of the opponents rank in the top 100 of KenPom.com, three are in the top 50 and two are in the top 25. KenPom.com ranks UK's current schedule as the 25th-toughest in the country.

Adhering to the NCAA Division I Council's framework for scheduling, UK will play in 24 regular-season games with one three-game multi-team event, resulting in 27 total games before postseason play. The Wildcats will play nine nonconference opponents to go along with 18 SEC matchups. SEC play begins Dec. 29.

The league has built-in make-up dates scheduled for March 5-7 in case games are postponed due to COVID-19 safety protocols.

UK Freshman Class Ranked No. 1

If it's not an annual certainty at this point, it's at least become a yearly expectation for John Calipari to reel in a top-ranked recruiting class every season. He's *only* done it in *every* year at Kentucky.

This year's group is no exception as they have had to shoulder a major load. Led by Brandon Boston Jr. and Terrence Clarke, two of the team's three leading scorers, the six true freshman scholarship players have accounted for 55.0% of the points, 58.4% of the rebounds, 63.4% of the assists, 73.7% of the steals and 66.7% of the blocks. A freshman leads UK in virtually every major statistical category: points (Boston - 115), rebounds (Isaiah Jackson - 66), assists (Devin Askew - 25), steals (Boston - 11) and blocks (Jackson - 24).

The seven-man class includes guards Askew, Boston and Clarke and forwards Jackson, Lance Ware and Cam/Ron Fletcher, plus walk-on guard Kareem Watkins. The Wildcats also added three high-impact transfers (more on them to follow), but they are not included in the official signing class rankings.

As for those rankings, UK finished atop them all. ESPN, 247Sports and Rivals each tabbed the Wildcats' haul the No. 1 class in their final team rankings. The Recruiting Services Consensus Index, which tallies major recruiting rankings and plugs them into a formula to calculate a consensus ranking, also ranked it the top class in the country.

With two players rated consensus top-10, five-star prospects and all six of the scholarship signees tabbed four- or five-star players, UK formed its 12th straight top-three signing class under Calipari. Of those 12 classes, eight have been tabbed No. 1 in the final rankings by at least one of the three major recruiting services, the best mark of any team and coach.

Boston, a consensus five-star prospect, was ranked the highest in UK's class. The 6-foot-7 guard out of Norcross, Georgia, was tabbed as high as No. 5 in the Rivals rankings. Boston is UK's highest rated signee since Skal Labissiere in 2015 (No. 1 in Rivals, No. 2 in ESPN and 247Sports).

Clarke, a 6-7 guard, was just behind Boston in the rankings. The Boston native was also a consensus five star and was ranked as high as No. 8 by Rivals.

Also picking up five-star ratings by at least one of the three major services were Askew, who earned the elite status from ESPN, and Jackson, and Fletcher, who earned the distinction from Rivals. Fletcher and forward Ware were consensus four-star prospects.

All have had an impact so far. Boston leads the Wildcats in scoring, Clarke is the second-leading scorer, and Jackson leads in rebounds and blocks.

Big and Tall

This Kentucky team certainly passes the eye test.

The 2020-21 group has length at every position. Ten of the 15 players on the roster are 6-foot-6 or taller, including nine of the 12 scholarship players.

The team has an average height of 77.7 inches, just a touch less than 6-6 per player. That's among John Calipari's tallest teams at Kentucky. Only the 2009-10 (79 inches), 2010-11 (78.6), 2017-18 (78.1) and 2019-20 (77.9) squads averaged more height. Remove UK's three walk-ons of Brennan Canada (78 inches), Riley Welch (72) and Kareem Watkins (68) and the average height goes up to 78.9 inches, about 6-7 per scholarship player.

Senior forward Olivier Sarr is the 10th 7-footer in UK history and the first since Isaac Humphries in 2016-17.

According to KenPom.com, Kentucky's average used height of 79.0 inches is the fifth-tallest

Wins vs. Losses in 2020-21

Result	FG%	Opp. FG%	3-Pt. FG%	Opp 3-Pt. FG%	FT%	RPG	APG	TOPG	BPG	SPG	PPG	Opp PPG
Wins	.461	.383	.440	.286	.704	38.0	14.7	11.7	8.3	8.0	78.7	64.0
Losses	.390	.421	.231	.297	.664	39.5	9.5	16.0	4.8	5.5	62.2	70.2



NOTES

team in the nation, through games on Jan. 5.

But length isn't just measured by height. Wingspan is perhaps the most important factor of all, which this team has plenty of. Five players feature a wingspan of seven feet or more, led by Sarr at 87.5 inches, almost 7-4.

Measurable-wise, sophomore forward Jacob Toppin has the best maximum vertical leap on the team at 42.5 inches. Cam/Ron Fletcher checked in at 40.0.

Also of note, 6-9 freshman forward Isaiah Jackson ran the fastest 3/4-court spring at 3.21 seconds, and sharpshooting redshirt freshman guard Dontaie Allen has a hand width of 11.5 inches, tops on the team.

Always Efficient

According to Ken Pomeroy's calculations on kenpom.com, UK's teams under John Calipari have consistently ranked among the most efficient teams in the country per possession.

Season	Offense (Rank)	Defense (Rank)	Overall
2020-21	106.7 (81)	91.8 (23)	52nd
2019-20	112.7 (24)	95.1 (52)	29th
2018-19	117.6 (14)	90.1 (8)	8th
2017-18	115.8 (24)	95.4 (22)	17th
2016-17	119.1 (12)	91.4 (7)	4th
2015-16	120.4 (5)	98.0 (53)	6th
2014-15	119.3 (5)	86.5 (2)	1st
2013-14	117.6 (10)	96.9 (41)	11th
2012-13	108.8 (42)	99.1 (129)	42nd
2011-12	122.9 (2)	88.2 (9)	1st
2010-11	118.1 (7)	90.4 (15)	6th
2009-10	116.1 (15)	86.2 (6)	3rd

through games on Jan. 5

South Carolina, Detroit Mercy Games Postponed

Kentucky's original Southeastern Conference opener against South Carolina slated for Dec. 29 in Rupp Arena was postponed due to a combination of positive tests, contact tracing and subsequent quarantining of individuals within the South Carolina program. The decision to postpone is consistent with SEC COVID-19 management requirements.

The league has built-in make-up dates scheduled for March 5-7 in case games are postponed due to COVID-19 safety protocols, but a make-up date has not been determined at this time. It is the third game of the season that has been postponed for UK.

Kentucky's game vs. Detroit Mercy on Dec. 15 in Rupp Arena was postponed as well. The game, originally scheduled for Nov. 27 in the Bluegrass Showcase and then rescheduled to Dec. 15 because of COVID-19 safety protocols, was postponed a second time due to concerns with COVID-19 protocols and calendar logistics. A make-up date has not been set.

UK ticket holders will receive communication via email if additional changes are made to Kentucky's schedule throughout the season. Given the unusual nature of this season – specifically, the current unknowns related to postponed games getting rescheduled or canceled games getting replaced – UK Athletics appreciates the continued support, flexibility and understanding of its ticket holders. If circumstances change during the season and games are canceled and not rescheduled, UK Athletics will evaluate credit and refund options for the ticket portion of payment at the conclusion of the season.

Per the NCAA Division I Council's framework for scheduling this season, teams can play a maximum of 27 games.

Bounce Back

Kentucky doesn't lose often during the John Calipari era, but when the Wildcats do, they usually bounce back. UK is 56-18 under Calipari following a loss (record does not count end-of-season losses) and five of those have come during the uncharacteristic six-game losing streak to start the season.

That six-game skid marked the first time in 12 seasons under Calipari Kentucky lost five or more straight games. In that stretch, UK also lost back-to-back home games with the losses to Richmond and Notre Dame, the first time with consecutive losses in the Calipari era.

It was only the second time the Wildcats lost more than two straight games -- home or away -- under Calipari. The last and only other time the Wildcats lost four consecutive games under Calipari was in 2017-18 when Kentucky dropped four straight games during the 2017-18 season. That team went on to win the Southeastern Conference Tournament and advanced to the Sweet 16.

Prior to the Calipari era, the last time UK lost six games in a row was Feb. 5-22, 1989.

Brooks Leads On and Off the Court

Keion Brooks Jr. was one of 11 Division I men's basketball student-athletes selected to serve on the newly-formed National Association of Basketball Coaches Player Development Coalition. The group is a diverse collection of players who are tasked with providing valuable perspective and feedback on college basketball-related issues.

In addition to creating a vehicle for student-athletes to address current issues, the Player Development Coalition will also provide members with numerous professional and personal development experiences. The coalition will meet quarterly and have regular opportunities to address the NABC Board of Directors and NCAA committees.

"The importance of the coalition is to make sure the players' voices are heard because the players are what make the NCAA go," Brooks said. "I also believe it's important to educate players beyond basketball, with social justice issues and how to carry yourself as a professional."

Members of the initial Player Development Coalition are North Carolina's Armando Bacot, Colorado's Evan Battey, Brooks, Harvard's Kale Catchings, Villanova's Collin Gillespie, Gonzaga's Corey Kispert, Michigan State's Joshua Langford, Duke's Wendell Moore Jr., TCU's RJ Nembhard, Syracuse's Bourama Sidibe and High Point's John-Michael Wright.

Boston, Sarr Tabbed Preseason All-SEC

Kentucky newcomers Brandon Boston Jr. and Olivier Sarr were selected to the two preseason All-Southeastern Conference squads by league and national media and the SEC coaches.

Boston and Sarr earned identical honors from the league and the coaches. Boston, a freshman, was an All-SEC First Team pick and Sarr, a senior transfer from Wake Forest, was an All-SEC Second Team selection. Boston picked up votes for SEC Player of the Year in the media poll.

While noteworthy, preseason honors don't always tell the story of the season. Neither Immanuel Quickley nor Nick Richards were picked for the preseason media All-SEC teams or the coaches' All-SEC picks a season ago. Quickley played his way to the coaches' 2020 choice for SEC Player of the Year while making the media's All-SEC First Team, and Richards was an All-SEC First Team selection by both.

Kentucky has featured at least one player on one of the two end-of-the-season All-SEC teams (media or coaches) since 2006-07.

Four Players on National Watch Lists

Four Wildcats -- Brandon Boston Jr., Terrence Clarke, Isaiah Jackson and Olivier Sarr -- started the season on major national watch lists.

Boston and Clarke are two of 50 players on the Naismith Trophy preseason watch list, awarded annually to the national player of the year by the Atlanta Tipoff Club. Boston and Olivier Sarr are on the watch list for the John R. Wooden Award. Boston is also one of 20 players on the National Association of Basketball Coaches' national player of the year honor.

Efficiency Stats

Player	Minutes	Assist %	Effective FG %	True Shooting %	Usage %	Def. Reb. %	Off. Reb. %	True Reb. %
Brandon Boston Jr.	280	8.8	.379	.430	26.8	12.2	7.1	9.6
Dontaie Allen	84	0.0	.672	.695	21.7	11.8	1.3	6.6
Devin Askew	264	18.5	.457	.512	16.1	7.5	1.7	4.6
Brennan Canada	1	0.0	.000	.000	0.0	0.0	0.0	0.0
Terrence Clarke	219	13.0	.465	.472	22.4	7.6	3.0	5.3
Cam/Ron Fletcher	52	12.0	.591	.591	12.2	21.2	6.4	13.8
Isaiah Jackson	192	7.2	.419	.463	17.1	23.4	14.4	18.9
Davion Mintz	257	20.0	.474	.506	20.7	9.8	3.9	6.9
Zan Payne	1	0.0	.000	.000	0.0	0.0	0.0	0.0
Olivier Sarr	244	9.1	.493	.553	22.5	16.2	8.1	12.2
Jacob Toppin	130	3.3	.447	.468	17.5	16.9	6.8	11.9
Lance Ware	125	7.1	.417	.475	9.9	17.6	12.4	15.0
Riley Welch	1	0.0	.000	.000	0.0	0.0	0.0	0.0



NOTES

Four Wildcats are on preseason watch lists for the positional player of the year awards presented by the Naismith Memorial Basketball Hall of Fame.

Boston is on the list for the Julius Erving Award (best small forward), Clarke is nominated for the Jerry West Award (best shooting guard), Jackson is tabbed to the Karl Malone Award watch list (best power forward) and Sarr is among the candidates for the Kareem Abdul-Jabbar award (best center).

Calipari Builds 'Staff of the Future'

Kentucky's bench looks significantly different this season with the additions of Bruiser Flint and Jai Lucas and the departure of Kenny Payne.

Payne, UK's longtime associate head coach and assistant since 2010-11, accepted an assistant coaching position with the New York Knicks in August on Tom Thibodeau's staff. He joined former UK players Julius Randle and Kevin Knox in New York.

The departure of Payne offered Calipari the opportunity to alter some responsibilities and create a new position.

Tony Barbee moved to a new position, the associate to the head coach, where he plays a central part in helping Calipari run the program. Barbee, who played a key role in Kentucky's game management and Xs and Os as an assistant, has taken on increased responsibility in game planning, scouting opponents, and helping Calipari formulate the team's approach in practices and in games.

In terms of additions, Calipari first brought in Flint, a former Calipari assistant with more than 30 years of coaching experience, to fill Payne's assistant void and hired Lucas, a Texas assistant coach, to be an assistant coach/recruiting coordinator.

Joel Justus remains in the other assistant role and longtime Calipari right-hand man John Robic remains as a special assistant to the head coach with basketball operations duties.

Calipari looked to NBA coaching staffs as a model for his changes. He has called this new setup "a staff of the future."

With a blue-collar background and an infectious personality, Flint is well known in the college basketball fraternity for his success in both recruiting and developing players. His honest, engaging approach has been the consistent variable behind 20 successful seasons as a Division I head coach at Drexel (2001-02 to 2015-16) and UMass (1996-97 to 2000-01), plus several prominent assistant coaching stops, including seven seasons at UMass under Calipari. He served the last three seasons as an assistant at Indiana.

Flint won 331 games as a head coach during his 20 seasons at the helm at UMass and Drexel. Four times he was named Colonial Athletic Association Coach of the Year (2002, 2004, 2009 and 2012) and National Association of Basketball Coaches District Coach of the Year (1998, 2007, 2009 and 2012).

Flint was a member of Calipari's staff at UMass from 1989 through the 1995-96 season, helping build a national program in Amherst, Massachusetts, after 11 straight losing seasons. With Calipari and Flint on staff, the Minutemen made five NCAA Tournament appearances, including the 1996 Final Four run, to go along with five Atlantic 10 regular-season and five A-10 Tournament titles.

Lucas is a former McDonald's High School All American and now a highly respected coach. As an assistant, Lucas has been tasked with taking a lead role in Kentucky's recruiting efforts while filling the traditional on-court roles of an assistant, including helping with game and practice preparation and playing a key role in player development through practice and individual workouts. Additionally, as recruiting coordinator, he manages official and unofficial visits and is responsible for the recruiting strategy for the program.

Lucas spent the previous eight seasons at his alma mater on the University of Texas' coaching staff. A native of Houston, Lucas began his career as a special assistant of the basketball program under Rick Barnes for two seasons. Upon Shaka Smart's hiring, Lucas moved into the director of basketball operations role before being elevated to an assistant coach for the 2016-17 season. He is known in basketball circles for his high-level player development and a penchant for formulating strong relationships.

Also of note, DeWayne Peevy, UK's former deputy director of athletics who also served as the basketball administrator, was named director of athletics at DePaul in August. A long-time confidant of Calipari's, Peevy was in charge of Kentucky's schedule. Kevin Sergent, associate athletic director of compliance, is the new basketball administrator. Sergent and Robic now oversee scheduling.

Even by UK Standards, Major Roster Overhaul

With an unmatched ability to prepare and produce players for the NBA Draft, Kentucky is used to major roster overhauls on an annual basis. But the one the Wildcats face in 2020-21 has been their most challenging yet.

UK said farewell to nine players, five starters and eight of the top nine scorers from the 2019-20 roster. Nick Richards, Immanuel Quickley, Ashton Hagans, EJ Montgomery and Tyrese Maxey all forfeited their remaining eligibility and declared for the NBA Draft, with three of them earning selection in the Nov. 18 draft. Nate Sestina's college eligibility expired, Johnny Juzang transferred, Ben Jordan returned to baseball full time and Kahlil Whitney departed for a professional career midseason.

That left the Wildcats with just one scholarship player who played in 2019-20: Keion Brooks Jr., who averaged 4.5 points and 3.2 rebounds in 31 games, including six starts. And he has yet to play this season with a lingering left leg injury.

UK was tasked with replacing 94% of its scoring from last season, 98.6% of its minutes, 84.4% of its rebounds, 92.0% of its assists and 91.5% of its blocks. It's the highest loss of

points and assists production of the John Calipari era, and according to an NCAA survey of communications directors across the country, UK is replacing a higher scoring percentage than any other school in the country. Only the 2012-13 Kentucky team, which went to the NIT after the 2011-12 team won the national title, had to replace more minutes.

Big-Game Cal, Cats

John Calipari's teams aren't just good against the best teams in the country, they're great. Not only does Kentucky own a 63-35 record (.643) vs. Associated Press Top 25 teams under John Calipari, UK is 7-4 when both teams are ranked in the AP top five.

All-time, Calipari is 13-8 when both teams are ranked in the AP top five. When both teams are ranked in the AP Top 25, Calipari's all-time record is 86-57, including a 55-30 mark at Kentucky. When both are ranked in the top 10 he has a 27-19 record, including 16-12 at UK.

By defeating top-ranked Michigan State to start the 2019-20 season, UK knocked off the No. 1 team in consecutive seasons for the first time in school history. Kentucky downed Tennessee on Feb. 19, 2019. With the win over MSU to begin 2019-20, the Wildcats have nine victories over the No. 1 team in 25 tries in program history.

Calipari improved to 6-4 vs. the No. 1 team in his career with the win vs. Michigan State, including 3-2 at Kentucky. According to ESPN, Calipari is the only coach with a winning (.600) percentage against No. 1 ranked teams with a minimum of 10 games faced against the No. 1.

Taking Care of Business

Kentucky's 63-35 record vs. opponents ranked in the Associated Press Top 25 in John Calipari's tenure is impressive, but the Wildcats' ability to beat all-comers can't be overlooked. Under Calipari, UK is 270-48 vs. unranked competition, an .849 winning percentage.

Best in the Bluegrass

Kentucky is 20-3 against in-state foes with Calipari at the helm, including an 11-3 mark vs. Louisville. Two of the victories over the Cardinals were in postseason play. UK's four-game winning streak was snapped in 2016-17 but the Wildcats have won all six meetings played in Rupp Arena, including a 29-point blowout in 2017-18, the third-biggest margin of victory in the history of the series. Louisville's three wins are by a combined nine points.

Here's a list of the meetings between the state's two premier programs since Calipari took over at UK:

- Jan. 2, 2010 - UK won 71-62 at Rupp Arena
- Dec. 31, 2010 - UK won 78-63 at the KFC Yum! Center
- Dec. 31, 2011 - UK won 69-62 at Rupp Arena
- March 31, 2012 - UK won 69-61 at the Superdome (NCAA Final Four in New Orleans)
- Dec. 29, 2012 - Louisville won 80-77 at the KFC Yum! Center
- Dec. 28, 2013 - UK won 73-66 at Rupp Arena
- March 28, 2014 - UK won 74-69 at Lucas Oil Stadium (NCAA Sweet 16 in Indianapolis)
- Dec. 27, 2014 - UK won 58-50 at the KFC Yum! Center
- Dec. 26, 2015 - UK won 75-73 at Rupp Arena
- Dec. 21, 2016 - Louisville won 73-70 at the KFC Yum! Center
- Dec. 29, 2017 - UK won 90-61 at Rupp Arena
- Dec. 29, 2018 - UK won 71-58 at the KFC Yum! Center
- Dec. 28, 2019 - UK won 78-70 (OT) at Rupp Arena
- Dec. 26, 2020 - Louisville won 62-59 at KFC Yum! Center

31 Wildcats on NBA Opening-Day Rosters

Amid all the changes to the NBA schedule and the uncertainty over the last year, one thing remains a constant in the professional ranks: No other program prepares its players for the NBA quite like Kentucky.

As the 2020-21 NBA season began in mid-December, a staggering 31 players on NBA opening-day rosters (including two-way and inactive lists) played and finished their college basketball careers at Kentucky. Underscoring the fact that no other school in the country can match UK's ability to develop players and put them in the NBA, UK's 31 players were once again the most of any college basketball program, beating the next-closest school (Duke with 26) by five players.

Of the 495 players in the NBA to start the 2020-21 season, 6.3% played and finished their college basketball careers at UK. There are actually fewer teams without a Wildcat (12) than there are NBA teams featuring Wildcats (18).

Kentucky's NBA dominance is best represented in Charlotte, Minnesota, New York and Oklahoma City, where a combined 13 Wildcats now play at the highest level of the game.

Former UK stars Kevin Knox II (2018), Nerlens Noel (2013), Immanuel Quickley (2019-20) and Julius Randle (2014) call New York their professional home, leading some to nickname the franchise the Kentucky Knicks.

Malik Monk (2017), Nick Richards (2018-20) and PJ Washington (2018-19) are all in Charlotte; Hamidou Diallo (2017-18), Shai Gilgeous-Alexander (2018) and Darius Miller (2009-12) suit up for OKC; and Ashton Hagans (2019-20), Karl-Anthony Towns (2015) and Jarred Vanderbilt (2018) are with Minnesota.

Four other franchises—the Houston Rockets (DeMarcus Cousins [2010], John Wall [2010], Miami Heat (Bam Adebayo [2017], Tyler Herro [2019]), the New Orleans Pelicans (Eric Bledsoe



NOTES

[2010], Wenyen Gabriel [2017-18]) and the San Antonio Spurs (Keldon Johnson [2019], Trey Lyles [2015]) – opened the season with at least two Wildcats apiece.

With so many players in the NBA, it was an active offseason for the Wildcats. Several former UK players found new homes. Most notably, Wall and Cousins, the centerpieces of John Calipari's first Kentucky team in 2009-10, have been reunited in Houston. Both returned after missing last season with injuries.

Rajon Rondo (2005-06), now in his 15th season, is the most experienced Kentucky player in the league and landed with the Atlanta Hawks, his seventh different NBA team. Hagans, Tyrese Maxey (Philadelphia 76ers), Quickley and Richards have made immediate impressions with their teams as rookies.

Of the 31 Wildcats on an opening-day NBA roster, Calipari has coached 30 of them. With Derrick Rose (Detroit Pistons), who played for Calipari during the 2006-07 season at Memphis, Calipari has coached 31 players on 2020-21 opening-day rosters.

It's worth noting that approximately 20 more Wildcats are slated to play in the NBA G League or playing professionally overseas. Former UK video coordinator Frank Vogel and former Kentucky assistant Kenny Payne are in the league as coaches. Vogel is the head coach of the Los Angeles Lakers and Payne is an assistant with the Knicks. Other notable alumni include, 1978 national champion Dwane Casey, who returns as head coach of the Detroit Pistons, and Pat Riley continues to serve as president of the Heat.

Kentucky has enjoyed unprecedented success at putting players in the NBA under Calipari. In the 11 previous seasons of the Calipari era, 41 players have been selected in the NBA Draft, more than any other school. Included in the recent run are 31 first-round picks, three No. 1 overall selections (Anthony Davis [2012] Towns and Wall) and 21 lottery selections.

Calipari's players have entered the league NBA-ready. His players have garnered 23 All-Star selections, with Davis winning the game's MVP honor in 2017. Rose was named NBA MVP in 2011. Five of his players have been tabbed All-NBA, three have been named NBA Rookie of the Year, and 14 players from Calipari's first 10 teams at Kentucky have made the NBA All-Rookie teams.

The most recent indicator of NBA success was this past NBA season, particularly in the NBA bubble in Orlando. Whether it was four players vying for an NBA championship in the NBA Finals, record-setting scoring performances, early 20-something-year-olds quickly becoming stars or Wildcats making game-winning plays, UK players had their fingerprints all over the NBA Playoffs.

Jamal Murray (2016) ascended to superstar status with mind-blowing scoring performance after mind-blowing scoring performance for the Denver Nuggets. According to the Elias Sports Bureau, only two other players scored more points over a three-game span in the NBA Playoffs: Jerry West (1965) and Michael Jordan (1988).

Adebayo and Herro captivated NBA fans while leading a young and exciting Miami Heat team to the NBA Finals. Adebayo emerged as one of the game's best big men and had an unforgettable block in game one of the Eastern Conference finals. Herro hit clutch shot after clutch shot during the postseason run, highlighted by a 37-point night vs. the Boston Celtics in the Eastern Conference finals.

Before the postseason began, Devin Booker (2015) nearly willed the Phoenix Suns into the playoffs by going undefeated during the regular-season restart.

And the crowning achievement belonged to the Davis, Rondo and Vogel, who won the NBA title with the Lakers. Davis hit an unforgettable game-winning 3 in the Western Conference finals and dominated in the championship series, while Rondo stifled opponents with his never-aging craftiness and ability to share the basketball. Davis became just the eighth player all-time to win an NCAA title, an NBA ring and an Olympic gold medal. It was Rondo's second NBA championship.

Before the NBA Finals had even started, Kentucky alumni had already scored more points in this NBA Playoffs run than any other school in NBA postseason history.

Using figures compiled by basketball-reference.com and spotrac.com, Calipari-coached players only (which includes Rose but not Rondo) have amassed nearly \$3 billion (\$2.96) in career NBA contracts. In the 11 seasons Calipari has been the head coach at Kentucky, his players have totaled nearly \$2.6 billion in NBA contracts.

In just the 2020-21 season alone, former UK players are slated to make more than \$295 million. Calipari-coached players only (which includes Rose but not Rondo) will make just about the same thing.

Calipari and Kentucky have had multiple players selected in the first round of the NBA Draft in 11 straight seasons, the only program since the draft went to two rounds in 1989 to accomplish such a feat. No other school or coach in the country has had a first-round pick in each of the last 11 seasons. Calipari is the only coach in the history of the sport to have four players drafted No. 1 overall (Rose – 2008, Wall – 2010, Davis – 2012, Towns – 2015).

Wildcats Ink Three in Fall Signing Period

In a year where a lot has changed, one thing has remained a constant: Kentucky head coach John Calipari and his staff have once again begun to build one of the strongest recruiting classes in the country, signing three of the nation's top players in the early fall signing period. Highly rated prospects Daimion Collins, Bryce Hopkins and Nolan Hickman have all inked national letters of intent with UK.

All three players are consensus four- or five-star prospects and all are ranked in the top 50 by at least one major national recruiting service. They will join the program for the 2021-22 season.

"Our fans have heard me talk a lot about what it means to be 'Built Different.' When you

talk about this fall class, you've got three kids who are built to play here at Kentucky," Calipari said. "They wanted to be a part of this culture. They wanted to play against other really good players. They didn't need any promises or guarantees – only the promise that this is going to be the hardest thing they've ever done and that we will challenge them to become the best version of themselves.

"This place isn't for everybody and it takes a certain type of player – a 'Built Different' mentality – to come here and be in this competitive environment. These three are ready to take that step."

With the spring signing period still to go, UK is going to be in the mix for one of the top classes in the nation yet again. Rivals and 247 Sports ranked UK No. 3 with the three fall signees.

In every season in the Calipari era, the Wildcats have signed a top-three recruiting class according to the Recruiting Services Consensus Index, which tallies major recruiting rankings and plugs them into a formula to calculate a consensus ranking. With the fall additions, Kentucky has signed 61 top-50 recruits, 47 top-25 players and 26 top-10 players (according to Rivals) in what will now be Calipari's 13 recruiting classes at Kentucky.

UK can only comment on prospective student-athletes who have signed official paperwork to play at Kentucky.

- Collins - Forward | 6-foot-9 | Atlanta, Texas | Averaged 24.6 points, 13.7 rebounds and 7.7 blocks per game as a junior at Atlanta High School | Third Team All-State selection by the Texas Association of Basketball Coaches as a junior | Ranked No. 10 overall player in the 2021 class by Rivals | Five-star prospect | Wingspan of 7-4 | Explosive athlete | Exceptional shot-blocker and has the athletic ability to defend on the perimeter
- Hickman - Guard | 6-2 | Seattle | Four-star prospect | Averaged 17.3 points, 3.4 assists, 3.7 rebounds and 2.0 steals per game for Eastside Catholic as a junior | Connected on 38% of his 3-point field goals | First Team All-State selection by Scorebook and a Class 3A Associated Press First Team honoree as a junior | No. 30 overall player and the No. 3 point guard by 247 Sports | 6-8 wingspan | Versatile offensive game
- Hopkins - Forward | 6-7 | Oak Park, Illinois | Four-star prospect | Averaged 24.1 points, 10.0 rebounds and 3.5 assists per game as a junior | News-Gazette First Team All-State selection and the Illinois High School Association First Team 3A All-State pick | Finished fifth in Mr. Illinois Basketball voting as a junior | Ranked as high as No. 30 overall by Rivals | Versatile combo-forward who can score on all three levels

Wildcats Give Back for the Holidays

In good times and tough times alike, Kentucky's commitment to servant leadership didn't waver this holiday season.

Dating back to his time at Memphis, John Calipari has worked with local businesses to partner and help families (usually around 10-12 families) in need for the holidays. Families are identified by local leaders and are uplifted with gifts, gift cards, food for the holidays, a new mattress and even rent checks. In a typical year, there is a reception inside with a holiday meal and Christmas carols sung by the players.

The COVID-19 pandemic forced Calipari and his team to get a little creative this year, but the event continued on.

To practice social distancing and to continue to mitigate the coronavirus, the families pulled up in their cars and the players delivered bags full of gifts and food to the families. The Christmas carols continued -- from a distance -- as the players sang from the sidewalk as families watched from the front of their cars. Players, with personal protection equipment on, delivered the gifts and food to the trunks of the vehicles.

Local businesses Kroger, Tempur-Pedic, Kentucky Branded, Oneness and Lundy's assisted with the gifts and food this year.

Mercer and Turner Selected to UK Athletics Hall of Fame

Kentucky basketball greats Ron Mercer (1996-97) and Wayne Turner (1996-99) are two of six former UK stars in the 2020 Hall of Fame class.

The UK Athletics Hall of Fame was started in 2005 to recognize and honor persons whose participation and achievements enriched and strengthened the University's athletics program. The charter class included 88 individuals who had previously had their jersey retired by UK.

There is a five-year waiting period after leaving UK to be eligible for inclusion into the Hall of Fame. A committee consisting of Hall of Famers, media members, campus representatives and current coaches and administrators elects new inductees each year.

This year's honorees will be inducted during a Hall of Fame Weekend at a date to be determined.

Mercer was a member of the 1996 national championship team as well as the 1997 national runner-up team. He was an NCAA Consensus All-America First Team member in 1997 and a two-time NCAA Tournament All-Final Four Team selection.

After making the SEC All-Freshman Team in 1996, he was one of the top players in college basketball in 1997. In that season, he was named the NCAA Tournament West Regional Most Outstanding Player, SEC Player of the Year by both the league's coaches and the Associated Press, and the 1997 SEC Tournament MVP. He scored 725 points in his sophomore season, at the time the fifth most in a season in program history

Mercer is a member of Kentucky's 1,000-point club (1,013). He declared for the 1997 NBA



NOTES

Draft after his sophomore season and was drafted sixth overall by the Boston Celtics. He played eight seasons in the NBA.

Turner was a member of the 1996 and 1998 national championship teams as well as the 1997 national runner-up team. He finished his career as UK's and the NCAA's all-time games played leader with 151 games (no-w ranks second), UK's all-time steals leader with 238, and a member of UK's 1,000-point club (1,170).

During his career, Turner helped the Wildcats to two SEC regular-season championships and three SEC Tournament titles.

Turner was named to the 1997 NCAA Tournament All-West Regional Team, the 1998 NCAA Tournament All-South Region Most Outstanding Player and the 1998 SEC Tournament MVP. He was also selected for the All-SEC Third Team and the SEC All-Tournament Team in 1999. He played one season in the NBA.

Success Rate

The Wildcats received an NCAA award in the spring of 2020 for placing in the top 10% of all men's basketball teams in the country in the NCAA's annual Academic Progress Rate. UK scored a 994 out of a 1,000.

It's the sixth straight year the men's basketball team has received the award and the seventh time since 2009.

The APR provides a real-time look at a team's academic success by the progress of each student-athlete on scholarship. The APR measures academic eligibility, retention and graduation. The scores are a four-year composite, covering the 2015-16 through 2018-19 school years.

Every Division I sports team across the nation calculates its APR each academic year, similar to a report card. Scholarship student-athletes each semester earn one point for remaining eligible and one point for staying in school or graduating.

UK has received a perfect 1,000 mark in six of the last seven single-year APR rates. Teams scoring below 930 can face consequences intended to direct additional focus on academics. Those penalties can include practice restrictions and playing-season reductions.

The current Wildcats have also performed admirably in the classroom. This group posted a 3.122 grade-point average in the 2020 fall semester.

Anderson Returns for College Degree

Utilizing UK Athletics' Post-Eligibility Program, former Kentucky men's basketball star Derek Anderson has graduated from the University of Kentucky. He was a part of the December 2020 commencement.

Anderson lettered at Kentucky in 1996 and 1997. He was a part of the 1996 national championship team and a key part of the 1997 national runner-up squad, a team many thought would have repeated as national champions had Anderson not injured his knee and missed the second half of the season.

Through the Post-Eligibility Program, UK Athletics pays for tuition and books for scholarship student-athletes who return to school after completing their eligibility. Since its inception in 1989, more than 150 Wildcats have returned to graduate through the program. Several other former UK basketball players, including Nazr Mohammed, Kelenna Azubuike, Jodie Meeks, Gerald Fitch and Erik Daniels, have returned to school to complete their degree in recent seasons.

Anderson, who transferred from Ohio State scored 674 points in a season in a half at Kentucky. He averaged 9.4 points and 2.4 assists for the Wildcats during unforgettable 1995-96 season and was averaging 17.7 points, 4.1 rebounds and 3.5 assists before the season-ending knee injury.

The Louisville native made the NCAA All-Regional Team in 1996 and was an All-Southeastern Conference Second Team pick by the league's coaches and an All-SEC Third Team selection by the Associated Press that season.

Anderson was drafted 13th overall in the 1997 NBA Draft and played 11 seasons in the NBA. He won an NBA Championship with the Miami Heat in 2006.

Game-Day Changes in Effect During COVID-19 Pandemic

After receiving guidelines from state health officials, UK Athletics has designed a distanced seating plan to host fans at Rupp Arena in the healthiest manner possible for the 2020-21 season during the COVID-19 pandemic. The plan is focused on the recommended health and safety protocols for the well-being of all student-athletes, fans and staff.

At this point, the anticipated attendance for this season at Rupp Arena is up to 15% of normal arena capacity, which includes participants, essential personnel, media and a limited number of spectators. All plans are subject to change based on evolving information as well as local, state and national public health developments.

UK Athletics has taken advice from the Commonwealth of Kentucky, UK health officials, the city of Lexington and the Centers for Disease Control and Prevention. In response, UK's plan includes a number of new measures to promote a healthy game-day experience at Rupp Arena. These measures include, but are not limited to:

- Enhanced cleaning and sanitization procedures throughout the arena prior to and during all events
- Mobile ticketing to reduce contact between staff and fans
- Requiring face coverings for all fans at all times, with the exception of when fans are

- actively eating or drinking while sitting in their seats
- Requiring fans to keep the proper physical distance
- Providing signage in common areas to assist with physical distancing
- Locating hand sanitization and washing stations located throughout the arena
- Increasing physical spacing while using elevators by reducing capacity of each elevator
- Providing concessions featuring cashless transactions
- Discouraging the bringing of bags of any sort. Only small, clear bags will be admitted

A complete list of the new game-day regulations is available at the UK Athletics Gameday website.

Fans with pre-existing health conditions, or those who are at a greater risk, should consider not attending sporting events at this time. Even with these measures in place, UK Athletics can, in no way, guarantee that fans will not be exposed to COVID-19.

The UK Ticket Office and K Fund are communicating directly with season ticket holders on the 2020-21 ticketing process. Tickets will be sold in season packages and K Fund priority rankings will determine the order for ticket assignment. Ticket holders are encouraged to regularly monitor their email for additional updates.

Available tickets will be physically distanced throughout Rupp Arena and will be primarily sold in small blocks of two, three and four seats to maximize attendance opportunities for a greater number of season ticket accounts. All seating will be reserved, and ticket holders will be required to sit in their assigned seats. UK Athletics hopes to accommodate as many ticket accounts as possible, though there is no guarantee that every season ticket holder will be able to purchase tickets due to the limited capacity.

With arena capacity limited to 15%, there will be approximately 300 tickets that students will have access to purchase on a single-game basis, for select games. Ticket allotments may vary for games that are played during holiday or semester breaks. A single-game lottery process will be implemented to provide opportunities for as many students as possible to attend games. Games will be grouped into multiple lotteries throughout the season, and there will be a random draw for each game to determine the students that will receive tickets through their My UK Athletics Student Account.

Rupp Arena Renovations Continue

Originally announced when UK agreed to a new lease in December 2016 and formalized the agreement last year, upper-level chair-back seating and new club areas were installed to Rupp Arena last season with construction ongoing for club areas.

Two clubs for season ticket holders are on schedule to open for this season with a third scheduled to open in 2021-22. Fans in these new clubs will be able to enjoy first-class amenities before, during and after games. These new clubs are crucial to providing the funds necessary for both the new lease agreement and the ongoing renovation of Rupp Arena.

Club membership does not include a ticketed seat and club members may have seats throughout Rupp Arena. Season ticket holders may purchase club memberships to accompany their season ticket package. Club membership pricing and amenities will be announced as soon as details are finalized, and sales will begin shortly thereafter. Memberships will initially be offered to season ticket holders based on K Fund priority ranking.

This latest phase of Rupp renovations comes on the heels of the addition of a new center-hung scoreboard, ribbon boards, new sound system and lighting that have created a more dynamic game experience in Rupp.

The chair-back seating that was installed last season was undertaken in response to years of feedback from fans asking for more comfortable seating in the upper level. The seating was installed in sections 211-217 and 228-234.

After the seat renovations, Rupp Arena now seats 20,500.

Givens Joins UK Sports Network

Heralded as one of the greatest players in program history, Jack "Goose" Givens has joined the UK Sports Network.

Givens, who scored 41 points in the 1978 national championship game before embarking on a career in professional basketball as both a player and broadcaster, will co-host the Don Franklin Auto Countdown to Tipoff pregame radio show alongside Dave Baker, who returns for his 34th season with the UK Sports Network. Baker previously co-hosted the show with another UK Hall of Famer, Rex Chapman, who will now work with JMI Sports on new media content.

Givens will also provide analysis on television for the UK Sports Network as a featured guest on BBN Gameday and BBN Tonight.

The Don Franklin Auto Countdown to Tipoff pregame show airs 90 minutes prior to all Kentucky men's basketball games on UK Sports Network affiliates and is also available through the UK Athletics app. A stream of the show is also available on UKAthletics.com and on the Kentucky Basketball Facebook page, where fans can ask questions and interact with Baker and Givens.

Once the ball tips, Big Blue Nation will again be guided through game action by The Voice of the Wildcats, Tom Leach, and UK Hall of Famer Mike Pratt. The 2020-21 season marks the 19th season together for the duo, who also host the Ruoff Mortgage Wildcat Wrap Up post-game show, where they are joined each game by a UK basketball player and head coach John Calipari.



KENTUCKY BY THE NUMBERS

Date	Opponent	Result	Points	Rebounds	Assists	Steals	Blocks
N. 25	MOREHEAD STATE ¹	W, 81-45	Boston Jr. - 15 [^]	Boston Jr. - 7 [^]	Two tied - 4 [^]	Clarke - 3 [^]	Three tied - 2 [^]
N. 29	RICHMOND ¹	L, 76-64	Boston - 20 [^]	Jackson - 14 [^]	Two tied - 2	Four tied - 1	Jackson - 2 [^]
D. 1	vs. Kansas ²	L, 65-62	Two tied - 12	Jackson - 12	Two tied - 2	Two tied - 2	Jackson - 8 [^]
D. 6	vs. Georgia Tech ³	L, 79-62	Clarke - 22 [^]	Jackson - 12 [^]	Mintz - 6 [^]	Four tied - 1	Jackson - 1
D. 12	NOTRE DAME	L, 64-63	Sarr - 22 [^]	Sarr - 7	Mintz - 4 [^]	Boston Jr. - 3 [^]	Sarr - 3 [^]
D. 19	vs. North Carolina ⁴	L, 75-63	Mintz - 17 [^]	Mintz - 8	Askew - 3	Ware - 2 [^]	Four tied - 1
D. 26	at Louisville	L, 62-59	Mintz - 19	Three tied - 7	Askew - 3	Three tied - 2 [^]	Jackson - 3 [^]
J. 2	at Mississippi State*	W, 78-73 ^{2OT}	Allen - 23 [^]	Ware - 13 [^]	Askew - 7 [^]	Jackson - 3 [^]	Jackson - 4 [^]
J. 5	VANDERBILT *	W, 77-74	Sarr - 24 [^]	Sarr - 7	Askew - 3	Askew - 3 [^]	Three tied - 2 [^]
J. 9	at Florida*						
J. 12	ALABAMA *						
J. 16	at Auburn*						
J. 20	at Georgia*						
J. 23	LSU *						
J. 26	at Alabama*						
J. 30	TEXAS ⁵						
F. 2	at Missouri*						
F. 6	TENNESSEE *						
F. 9	ARKANSAS *						
F. 13	AUBURN *						
F. 17	at Vanderbilt*						
F. 20	at Tennessee*						
F. 23	TEXAS A&M *						
F. 27	FLORIDA *						
M. 2	at Ole Miss*						

All home games in **BOLD CAPS**
 *SEC game, ^game high
 1 - Bluegrass Showcase (Rupp Arena | Lexington, Ky.)
 2 - Champions Classic (TBD)
 3 - Holiday Hoopsgiving (State Farm Arena | Atlanta)
 4 - CBS Sports Classic (Rocket Mortgage FieldHouse | Cleveland, Ohio)
 5 - SEC/Big 12 Challenge (Rupp Arena | Lexington, Ky.)

Times Led	Times Led	Times Led	Times Led	Times Led
Boston Jr. - 3	Jackson - 4	Askew - 6	Mintz - 4	Jackson - 8
Mintz - 3	Boston Jr. - 2	Mintz - 3	Askew - 3	Sarr - 4
Sarr - 2	Mintz - 2	Clarke - 2	Boston Jr. - 3	Ware - 2
Allen - 1	Sarr - 2	Boston Jr. - 1	Jackson - 3	Boston - 1
Clarke - 1	Ware - 1		Clarke - 2	Askew - 1
			Fletcher - 2	
			Ware - 1	

Comparing the Calipari Era

A look at the statistics of each team throughout the John Calipari era through nine games ...

Year	FG%	Opp. FG%	3-Pt. FG%	FT%	RPG	Assists	TOs.	Blocks	Steals	Points	PPG	Record
2020-21	.415	.408	.299	.676	39.0	101	131	54	57	609	67.7	3-6
2019-20	.475	.363	.294	.798	39.6	140	115	41	46	688	76.4	8-1
2018-19	.488	.426	.340	.757	41.2	127	137	49	52	758	84.2	7-2
2017-18	.506	.381	.347	.681	40.9	148	140	59	58	720	80.0	8-1
2016-17	.482	.390	.322	.693	44.0	180	108	68	70	848	94.2	8-1
2015-16	.483	.402	.275	.678	41.3	123	115	55	62	723	80.3	8-1
2014-15	.477	.279	.295	.658	43.0	153	104	80	76	698	77.6	9-0
2013-14	.477	.368	.336	.670	44.4	122	113	68	36	738	82.0	7-2
2012-13	.500	.388	.378	.633	37.4	148	112	70	66	693	77.0	6-3
2011-12	.496	.337	.369	.678	42.0	132	117	94	76	731	81.2	8-1
2010-11	.445	.394	.403	.661	41.2	111	97	56	56	701	77.9	7-2
2009-10	.492	.377	.368	.664	41.3	140	155	74	70	713	79.2	9-0



MISCELLANEOUS STATS

Game Leaders

No.	Name	Points	Rebounds	Blocks	Assists	Steals	10+ Pts	20+ Pts	10+ Rebs	3+ Assts	3+ Blks	3+ Stls	3+ 3s	Double-Double
0	Jacob Toppin*	- (0)	- (0)	- (3)	- (2)	- (0)	1 (6)	- (0)	- (0)	- (1)	- (0)	- (0)	- (1)	- (0)
2	Devin Askew	-	-	1 (1)	6 (6)	3 (3)	4 (4)	-	-	5 (5)	-	1 (1)	-	-
3	Brandon Boston Jr.	3 (3)	2 (2)	1 (1)	1 (1)	3 (3)	8 (8)	1 (1)	1 (1)	-	-	1 (1)	1 (1)	1 (1)
5	Terrence Clarke	1 (1)	-	-	2 (2)	2 (2)	4 (4)	1 (1)	-	3 (3)	-	1 (1)	1 (1)	-
10	Davion Mintz*	3 (4)	2 (4)	- (6)	3 (24)	4 (21)	5 (29)	- (1)	- (0)	4 (44)	- (0)	- (3)	2 (7)	- (0)
11	Dontaie Allen	1 (1)	-	-	-	-	2 (2)	1 (1)	-	-	-	-	1 (1)	-
12	Keion Brooks Jr.	- (0)	- (2)	- (2)	- (0)	- (2)	- (5)	- (0)	- (0)	- (0)	- (0)	- (0)	- (0)	- (0)
13	Riley Welch*	- (0)	- (0)	- (0)	- (1)	- (0)	- (0)	- (0)	- (0)	- (2)	- (0)	- (0)	- (0)	- (0)
14	Brennan Canada	- (0)	- (0)	- (0)	- (0)	- (0)	- (0)	- (0)	- (0)	- (0)	- (0)	- (0)	- (0)	- (0)
20	Zan Payne	-	-	-	-	-	-	-	-	-	-	-	-	-
21	Cam'Ron Fletcher	-	-	-	-	2 (2)	-	-	-	1 (1)	-	-	-	-
23	Isaiah Jackson	-	4 (4)	8 (8)	-	3 (3)	-	-	3 (3)	1 (1)	3 (3)	1 (1)	-	-
25	Kareem Watkins	-	-	-	-	-	-	-	-	-	-	-	-	-
20	Olivier Sarr*	2 (11)	2 (31)	4 (43)	- (2)	- (8)	4 (31)	2 (7)	2 (16)	- (5)	1 (6)	- (1)	- (0)	2 (13)
55	Lance Ware	-	1 (1)	2 (2)	-	1 (1)	-	-	1 (1)	-	-	-	-	-

*Career total in (parentheses); *includes pre-UK career*

Games With ...

Starting Lineups

Guard	Guard	G/F	Forward	Forward	Games	W-L
Askew	Boston Jr.	Clarke	Jackson	Sarr	3	1-2
Askew	Mintz	Boston Jr.	Jackson	Sarr	2	1-1
Mintz	Boston Jr.	Clarke	Jackson	Sarr	2	0-2
Askew	Mintz	Boston Jr.	Ware	Sarr	1	1-0
Askew	Boston Jr.	Clarke	Fletcher	Sarr	1	0-1

Starter	Games Started	Wins	Losses
Boston Jr.	9	3	6
Sarr	9	3	6
Askew	7	3	4
Jackson	7	2	5
Clarke	6	1	5
Mintz	5	2	3
Ware	1	1	0
Fletcher	1	0	1

Kentucky's Record When ...

KENTUCKY RECORD	ALL	SEC	KENTUCKY RECORD	ALL	SEC
Leading at halftime:	1-3	0-0	On CBS:	0-2	0-0
Tied at the half:	0-0	0-0	On TBS:	0-0	0-0
Trailing at halftime:	2-3	2-0	On ESPN/ESPN2/ESPNU:	0-4	0-0
Shoot 50% or better:	1-0	0-0	On FOX:	0-0	0-0
Shoot less than 50%:	2-6	2-0	On SEC Network/(+):	3-0	2-0
Shoot higher % than opp.:	2-1	1-0	vs. SEC at home:	1-0	1-0
Shoot lower % than opp.:	1-5	1-0	vs. SEC on road:	1-0	1-0
Opp. shoot worse than 50%:	3-5	2-0	Games vs. AP ranked opp.:	0-2	0-0
Opp. shoot 50% or higher:	0-1	0-0	Games following a loss:	1-5	1-0
Score less than 60 points:	0-1	0-0	Games following a win:	1-1	1-0
Score 60-69 points:	0-5	0-0	More points in the paint:	2-2	1-0
Score 70-79 points:	2-0	2-0	Fewer/Same points in the paint:	1-4	1-0
Score 80-89 points:	1-0	0-0	More bench points than opp.:	3-2	2-0
Score 90-99 points:	0-0	0-0	Fewer or same bench pts.:	0-4	0-0
Score 100+ points:	0-0	0-0	More 2nd-chance points:	2-4	1-0
Opp. score less than 60 pts.:	1-0	0-0	Fewer or same 2nd-chance pts.:	1-2	1-0
Opp. score 60-69 pts.:	0-3	0-0	More or same points off TOs:	2-0	1-0
Opp. score 70-79 pts.:	2-3	2-0	Fewer points off TOs:	1-6	1-0
Opp. score 80-89 points:	0-0	0-0	On Monday:	0-0	0-0
Opp. score 90-99 points:	0-0	0-0	On Tuesday:	1-1	1-0
Opp. score 100+ points:	0-0	0-0	On Wednesday:	1-0	0-0
Outrebounded opponent:	2-4	1-0	On Thursday:	0-0	0-0
Outrebounded by opponent:	1-2	1-0	On Friday:	0-0	0-0
Equal number of rebounds:	0-0	0-0	On Saturday:	1-3	1-0
Fewer turnovers than opp.:	2-2	1-0	On Sunday:	0-2	0-0
Same turnovers as opp.:	0-0	0-0	In November:	1-1	0-0
More turnovers than opp.:	1-4	1-0	In December:	0-5	0-0
Make 8 or more 3-pointers:	1-1	1-0	In January:	2-0	2-0
Make 7 or fewer 3-pointers:	2-5	1-0	In February:	0-0	0-0
Games decided by 5 or fewer:	2-3	2-0	In March:	0-0	0-0
Overtime games:	1-0	1-0	In April:	0-0	0-0

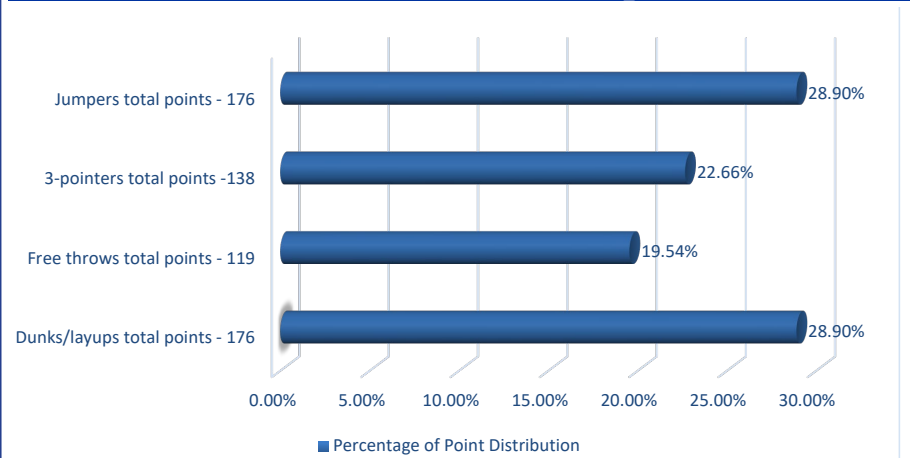
Streaks

Overall	Won 2
Unranked AP teams anywhere	Won 2
Ranked AP teams anywhere	Lost 2
Home	Won 1
Home AP ranked teams	Won 3
Home AP unranked teams	Won 1
Home SEC	Won 1
Home nonconference	Lost 2
Home AP ranked SEC	Won 2
Home AP unranked SEC	Won 1
Home AP ranked nonconference	Won 2
Home AP unranked nonconference	Lost 2
Road	Won 1
Road AP ranked teams	Lost 1
Road AP unranked teams	Won 1
Road SEC	Won 6
Road nonconference	Lost 1
Road AP ranked SEC	Lost 2
Road AP unranked SEC	Won 7
Road AP ranked nonconference	Won 2
Road AP unranked nonconference	Lost 1
Neutral	Lost 5
Neutral AP ranked teams	Lost 3
Neutral AP unranked teams	Lost 2
Neutral SEC	Lost 2
Neutral nonconference	Lost 5
Neutral AP ranked SEC	Lost 2
Neutral AP unranked SEC	Won 12
Neutral AP ranked nonconference	Lost 3
Neutral AP unranked nonconference	Lost 2

Win-Loss Margins

Margin	Games Won	Games Lost
1	1	0
2	1	2
3	1	0
4	1	0
5	1	0
6	1	0
7	1	0
8	1	0
9	1	0
10	1	0
11	1	0
12	2	0
13	1	0
14	1	0
15	1	0
16	1	0
17	1	0
18	1	0
19	1	0
20	1	0
21	1	0
22	1	0
23	1	0
24	1	0
25+	1	0

How the Cats are Scoring



Dunk Tracker

Player	Dunks in 2020-21	Dunks in Career
Olivier Sarr	4	54
Jacob Toppin	1	15
Keion Brooks Jr.	-	9
Davion Mintz	1	8
Brandon Boston Jr.	5	5
Isaiah Jackson	4	4
Lance Ware	2	2
Terrence Clarke	1	1

Fast Facts

Shooting Percentage	.415
Avg. Assists Per Game	11.2
Points Off Turnovers	12.3
Second-Chance Points	13.0
Points in the Paint	28.7
Fast Break Points	10.6
Bench Points	17.8
Points Per Possession	96.5
Avg. Time of Possession	16.7

First Points of the Game

Player	Dunk/Layup	Jumper	3PT	FT
Askew	1	1	-	-
Clarke	-	1	-	-
Jackson	1	1	1	1
Sarr	-	2	-	-



THE LAST TIME UK ...

INDIVIDUALS

SCORING

Scored 25 points: Immanuel Quickley (30) at Texas A&M, 2/25/20
Scored 30 points: Immanuel Quickley (30) at Texas A&M, 2/25/20
Scored 35 Points: De' Aaron Fox (39) vs. UCLA, 3/24/17
Scored 40 points: Malik Monk (47) vs. North Carolina, 12/17/16
Scored 45 points: Malik Monk (47) vs. North Carolina, 12/17/16
Scored 50 points: Jodie Meeks (54) at Tennessee, 1/13/09
Scored 55 points: Never
Two players had 20 points: Nick Richards (27) and Immanuel Quickley (21) vs. Mississippi State, 2/4/20
Three players had 20 points: DeMarcus Cousins (27), John Wall (21), Patrick Patterson (20) vs. Sam Houston State, 11/19/09
Two players had 30 points: Patrick Patterson (33) and Jodie Meeks (32) vs. Tennessee State, 12/22/08
Scored 20 points in two straight games: Immanuel Quickley (3) 2/18/20 - 2/25/20
Scored 20 points in three straight games: Immanuel Quickley (3) 2/18/20 - 2/25/20
Scored 20 points in four straight games: PJ Washington (4) 2/5/19 - 2/16/19
Scored 20 points in five straight games: Jamal Murray (12) 2/2/16 - 3/12/16
Scored 20 points in six straight games: Jamal Murray (12) 2/2/16 - 3/12/16
Scored 20 points in seven straight games: Jamal Murray (12) 2/2/16 - 3/12/16
Scored 20 points in eight straight games: Jamal Murray (12) 2/2/16 - 3/12/16
Scored 20 points in nine straight games: Jamal Murray (12) 2/2/16 - 3/12/16
Scored 20 points in 10 straight games: Jamal Murray (12) 2/2/16 - 3/12/16
Scored 20 points in 11 straight games: Jamal Murray (12) 2/2/16 - 3/12/16
Scored 20 points in 12 straight games: Jamal Murray (12) 2/2/16 - 3/12/16
Scored 20 points in 15 straight games: Dan Issel (18) 12/1/69 - 2/7/70
Scored 25 points in two straight games: Immanuel Quickley (2) 2/22/20-2/25/20
Scored 25 points in three straight games: Tayshaun Prince (3) 3/11/01-3/17/01
Scored 30 points in two straight games: Jodie Meeks vs. Appalachian State (46) 12/20/08; vs. Tennessee State (32) 12/22/08
Scored 30 points in three straight games: Dan Issel (6) 2/14/70 - 3/2/70
Scored in double figures in 10 straight games: Immanuel Quickley (20) 12/28/19-3/7/20
Scored in double figures in 15 straight games: Immanuel Quickley (20) 12/28/19-3/7/20
Scored in double figures in 20 straight games: Immanuel Quickley (20) 12/28/19-3/7/20
Scored in double figures in 25 straight games: Malik Monk (30) 11/11/16-2/28/17
Scored in double figures in 30 straight games: Malik Monk (30) 11/11/16-2/28/17
Scored in double figures in 33 straight games: Jamal Murray (34) 11/17/15 - 3/19/16
Scored in double figures in 34 straight games: Jamal Murray (34) 11/17/15 - 3/19/16
Scored in double figures in 35 straight games: Kenny Walker (36) 11/14/85 - 3/22/86
Five players scored in double figures: Immanuel Quickley (21), Tyrese Maxey (14), Nick Richards (13), Nate Sestina (11), Ashton Hagans (11) at LSU, 2/18/20
Six players scored in double figures: Nick Richards (21), Immanuel Quickley (16), Nate Sestina (12), Keion Brooks Jr. (11), Ashton Hagans (11), Kahlil Whitney (11) vs. Eastern Kentucky, 11/8/19
Seven players scored in double figures: Randolph Morris (17), Kelenna Azubuike (15), Patrick Sparks (14), Chuck Hayes (12), Rajon Rondo (11), Ravi Moss (10) and Ramel Bradley (10) vs. Mississippi State 2/19/05
Four players with 15 or more points: Kevin Knox (22), Quade Green (18), Shai Gilgeous-Alexander (17), Wenyen Gabriel (15) vs. Ole Miss, 2/28/18

DOUBLE-DOUBLES

Double-double: Olivier Sarr (14 points, 12 rebounds) at Mississippi State, 1/2/21

Triple-double: Isaiah Briscoe (19 points, 11 rebounds, 10 assists) at Ole Miss, 12/29/16
20-10 (rebs) game: Nick Richards Brandon Boston Jr. (20 points, 10 rebounds) vs. Richmond, 11/29/20
20-10 (assts) game: De' Aaron Fox (24 points, 10 assists) vs. North Carolina, 12/17/16
20-15 game: Nick Richards (25 points, 15 rebounds) vs. Fort Wayne, 11/22/17
30-10 game: Tayshaun Prince (33 points, 11 rebounds) vs. Tennessee State, 12/22/98
Back-to-back 20-10 games: PJ Washington (20 p, 13 r) vs. Kansas, 1/26/19; (26 p, 12 r) at Vanderbilt, 1/29/19
Three straight 20-10 games: Julius Randle (3) 11/8/13 - 11/12/13
Double-double in points and rebs.: Olivier Sarr (14 points, 12 rebounds) at Mississippi State, 1/2/21
Double-double in points and assists: Ashton Hagans (11 points, 11 assists) vs. Fairleigh Dickinson, 12/7/19
Double-double in points and blocks: Never
Double-double in points and steals: Never
Double-double in two consecutive games: Nick Richards (25 p, 14 r) at Texas Tech, 1/25/20; (15 p, 11 r) vs. Vanderbilt, 1/29/20
Double-double in three consecutive games: PJ Washington (20 p, 13 r) vs. Kansas, 1/26/19; (26 p, 12 r) at Vanderbilt, 1/29/19; (15 p, 12 r) at Florida, 2/2/19
Double-double in four consecutive games: Julius Randle (19 p, 15 r) vs. Kansas State, 3/21/14; (13 p, 10 r), vs. Wichita State, 3/23/14; (12 p, 11 r) vs. Alabama, (3/4/14); (16 p, 10 r) at Florida, (3/8/14); (17 p, 16 r) vs. LSU, (3/14/14); (12 p, 11 r) vs. Georgia, (3/15/14)
Double-double in five consecutive games: Julius Randle (14 p, 10 r) at Arkansas, (2/27/14); (10 p, 15 r) at South Carolina (3/1/14); (12 p, 11 r) vs. Alabama, (3/4/14); (16 p, 10 r) at Florida, (3/8/14); (17 p, 16 r) vs. LSU, (3/14/14); (12 p, 11 r) vs. Georgia, (3/15/14)
Double-double in six consecutive games: Julius Randle (14 p, 10 r) at Arkansas, (2/27/14); (10 p, 15 r) at South Carolina (3/1/14); (12 p, 11 r) vs. Alabama, (3/4/14); (16 p, 10 r) at Florida, (3/8/14); (17 p, 16 r) vs. LSU, (3/14/14); (12 p, 11 r) vs. Georgia, (3/15/14)
Double-double in seven consecutive games: Julius Randle (7) 11/18/13-11/27/13
Double-double in 10 consecutive games: Jim Andrews, 1972-73 season
Two players record double-doubles: Brandon Boston Jr. (20 points, 10 rebounds), Olivier Sarr (17 points, 11 rebounds) vs. Richmond, 11/29/20
Three players record double-doubles: PJ Washington (20 points, 13 rebounds), Reid Travis (18 points, 12 rebounds), Keldon Johnson (15 points, 10 rebounds) vs. Kansas, 1/26/19
Four players record double-doubles: Jack Givens (30 pts, 13 rebs), Kyle Macy (16 pts, 10 assts), Mike Phillips (22 pts, 18 rebs), Rick Robey (23 pts, 13 rebs) vs. Southern Methodist, 11/26/77
Five players record double-doubles: Never

FIELD GOALS

Made 12 FG in a game: EJ Montgomery (12) vs. Fairleigh Dickinson, 12/7/18
Made 15 FG in a game: Malik Monk (18) vs. North Carolina, 12/17/16
Made 16 FG in a game: Malik Monk (18) vs. North Carolina, 12/17/16
Made 17 FG in a game: Malik Monk (18) vs. North Carolina, 12/17/16
Made 18 FG in a game: Malik Monk (18) vs. North Carolina, 12/17/16
Made 19 FG in a game: Dan Issel (19) vs. Alabama, 2/23/70
Made 20 FG in a game: Dan Issel (23) vs. Ole Miss, 2/7/70
Made 21 FG in a game: Dan Issel (23) vs. Ole Miss, 2/7/70
Made 22 FG in a game: Dan Issel (23) vs. Ole Miss, 2/7/70
Made 23 FG in a game: Dan Issel (23) vs. Ole Miss, 2/7/70
Made 24 FG in a game: Never
Attempted 17 FG in a game: Brandon Boston Jr. (20) vs. Richmond, 11/29/20
Attempted 18 FG in a game: Brandon Boston Jr. (20) vs. Richmond, 11/29/20
Attempted 19 FG in a game: Brandon Boston Jr. (20) vs. Richmond, 11/29/20
Attempted 20 FG in a game: Brandon Boston Jr. (20) vs. Richmond, 11/29/20
Attempted 25 FG in a game: Malik Monk (28) vs. North Carolina, 12/17/16

3-POINTERS

Made 5 3-pointers in a game: Dontaie Allen (7) at Mississippi

State, 1/2/21
Made 6 3-pointers in a game: Dontaie Allen (7) at Mississippi State, 1/2/21
Made 7 3-pointers in a game: Dontaie Allen (7) at Mississippi State, 1/2/21
Made 8 3-pointers in a game: Immanuel Quickley (8) at Texas A&M, 2/25/20
Made 9 3-pointers in a game: Jodie Meeks (10) at Tennessee, 1/13/09
Made 10 3-pointers in a game: Jodie Meeks (10) at Tennessee, 1/13/09
Made 11 3-pointers in a game: Never
Attempted 10 3-pointers in a game: Dontaie Allen (11) at Mississippi State, 1/2/21
Attempted 15 3-pointers in a game: Jodie Meeks (15) at Tennessee, 1/13/09
Attempted 16 3-pointers in a game: Derrick Miller (16) vs. LSU 2/15/90
Attempted 17 3-pointers in a game: Derrick Miller (19) vs. Kansas 12/6/89
Attempted 18 3-pointers in a game: Derrick Miller (19) vs. Kansas 12/6/89
Attempted 19 3-pointers in a game: Derrick Miller (19) vs. Kansas 12/6/89
Attempted 20 3-pointers in a game: Never
Made a 3-pointer in 10 straight games: Immanuel Quickley (11), 2/1/20-3/7/20
Made a 3-pointer in 15 straight games: Jamal Murray (36), 11/13/15 - 3/19/16, Derek Willis (17), 1/12/16 - 3/17/16
Made a 3-pointer in 20 straight games: Jamal Murray (36), 11/13/15 - 3/19/16
Made a 3-pointer in 30 straight games: Jamal Murray (36), 11/13/15 - 3/19/16
Made two 3-pointers in 10 straight games: Kevin Knox (11), 2/10/16 - 3/11/18
Made three 3-pointers in 10 straight games: Gerald Fitch (20) 1/14/03 - 3/23/03
Made three 3-pointers in 15 straight games: Gerald Fitch (20) 1/14/03 - 3/23/03
Made three 3-pointers in 20 straight games: Gerald Fitch (20) 1/14/03 - 3/23/03
Made three 3-pointers in 25 straight games: Keith Bogans (29) 3/14/02 - 2/26/03

FREE THROWS

Made 8 FT in a game: Olivier Sarr (14) vs. Vanderbilt, 1/5/21
Made 9 FT in a game: Olivier Sarr (14) vs. Vanderbilt, 1/5/21
Made 10 FT in a game: Olivier Sarr (14) vs. Vanderbilt, 1/5/21
Made 11 FT in a game: Olivier Sarr (14) vs. Vanderbilt, 1/5/21
Made 12 FT in a game: Olivier Sarr (14) vs. Vanderbilt, 1/5/21
Made 13 FT in a game: Olivier Sarr (14) vs. Vanderbilt, 1/5/21
Made 14 FT in a game: Olivier Sarr (14) vs. Vanderbilt, 1/5/21
Made 15 FT in a game: Rodrick Rhodes (16) vs. Ole Miss, 1/18/95
Made 16 FT in a game: Rodrick Rhodes (16) vs. Ole Miss, 1/18/95
Made 17 FT in a game: Dwight Anderson (18) vs. Mississippi State, 2/12/79
Made 18 FT in a game: Dwight Anderson (18) vs. Mississippi State, 2/12/79
Made 18 FT in a game: Never
Attempted 10 FT in a game: Olivier Sarr (17) vs. Vanderbilt, 1/25/21
Attempted 15 FT in a game: Olivier Sarr (17) vs. Vanderbilt, 1/25/21
Attempted 20 FT in a game: PJ Washington (20) vs. Kansas State, 3/22/18
Attempted 25 FT in a game: Never
Made 20 Straight FT: Immanuel Quickley (20), 2/22/20-3/3/20
Made 30 Straight FT: Tyler Herro (38), 2/16/19 - 3/29/19

REBOUNDS

15 Rebs: Nick Richards (15) vs. Arkansas, 2/26/19
16 Rebs: Keldon Johnson (17) vs. Auburn, 2/23/19
17 Rebs: Keldon Johnson (17) vs. Auburn, 2/23/19
18 Rebs: PJ Washington (18) vs. VMI, 11/18/18
19 Rebs: Nick Richards (19) vs. Southern Illinois, 11/9/18
20 Rebs: Jared Prickett (20) vs. Arkansas, 2/9/94
25 Rebs: Mike Phillips (28) vs. Tennessee, 1/10/76
30 Rebs: Cotton Nash (30) vs. Ole Miss, 2/8/64
34 Rebs: Bob Burrow (34) vs. Temple, 12/10/55
35 Rebs: Never
10+ Rebs in three consecutive games: Isaiah Jackson (3), 11/29/20 - 12/6/20
10+ Rebs in four consecutive games: Julius Randle (4), 3/21/14 - 3/30/14
10+ Rebs in five consecutive games: Julius Randle (10), 2/12/14 - 3/15/14



THE LAST TIME UK ...

10+ Rebs in six consecutive games: Julius Randle (10), 2/12/14 - 3/15/14
10+ Rebs in seven consecutive games: Julius Randle (10), 2/12/14 - 3/15/14
10+ rebs in eight consecutive games: Julius Randle (10), 2/12/14 - 3/15/14
10+ rebs in nine consecutive games: Julius Randle (10), 2/12/14 - 3/15/14
10+ rebs in 10 consecutive games: Julius Randle (10), 2/12/14 - 3/15/14
Two players had 10 rebounds: Lance Ware (13), Olivier Sarr (12) at Mississippi State, 1/2/21
Three players had 10 rebounds: Isaiah Jackson (14), Olivier Sarr (11), Brandon Boston Jr. vs. Richmond, 11/29/20

ASSISTS

6 assists: Devin Askew (7) at Mississippi State, 1/2/21
7 assists: Devin Askew (7) at Mississippi State, 1/2/21
8 assists: Ashton Hagans (8) at Vanderbilt, 2/11/20
9 assists: Ashton Hagans (9) vs. Georgia, 1/21/20
10 assists: Ashton Hagans (11) vs. Fairleigh Dickinson, 12/7/19
11 assists: Ashton Hagans (11) vs. Fairleigh Dickinson, 12/7/19
12 assists: Ashton Hagans (12) vs. UAB, 11/29/19
13 assists: Tyler Ulis (14) vs. LSU, 3/5/16
14 assists: Tyler Ulis (14) vs. LSU, 3/5/16
15 assists: John Wall (16) vs. Hartford, 12/29/09
16 assists: John Wall (16) vs. Hartford, 12/29/09
17 assists: Never
5+ assists in four consecutive games: Ashton Hagans (17), 11/18/19 - 1/29/20
8+ assists in two consecutive games: Ashton Hagans (3), 12/18/19 - 12/28/19

BLOCKS

4 blocks: Isaiah Jackson (4) at Mississippi State, 1/2/21
5 blocks: Isaiah Jackson (8) vs. Kansas, 12/1/20
6 blocks: Isaiah Jackson (8) vs. Kansas, 12/1/20
7 blocks: Isaiah Jackson (8) vs. Kansas, 12/1/20
8 blocks: Isaiah Jackson (8) vs. Kansas, 12/1/20
9 blocks: Willie Cauley-Stein (9) vs. Boise State, 12/10/13
10 blocks: Nerlens Noel (12) at Ole Miss, 1/29/13
11 blocks: Nerlens Noel (12) at Ole Miss, 1/29/13
12 blocks: Nerlens Noel (12) at Ole Miss, 1/29/13
13 blocks: Never

STEALS

4 steals: Ashton Hagans (4) vs. Georgia, 1/21/20
5 steals: Ashton Hagans (5) vs. Texas A&M, 1/8/19
6 steals: Ashton Hagans (8) vs. North Carolina, 12/22/18
7 steals: Ashton Hagans (8) vs. North Carolina, 12/22/18
8 steals: Ashton Hagans (8) vs. North Carolina, 12/22/18
9 steals: Never
3+ steals in five consecutive games: Ashton Hagans (7), 12/22/18 - 1/19/19
3+ steals in 10 consecutive games: Never

MINUTES

Played every minute: Immanuel Quickley (40) at Arkansas, 1/18/20
Played 40+ minutes: Devin Askew (43), Davion Mintz (41) at Mississippi State, 1/2/21
Played more than 50 minutes: Patrick Patterson (50) vs. Vanderbilt, 1/12/08

FOULS

Fouled out: Olivier Sarr vs. Vanderbilt, 1/5/21
Two players fouled out: Terrence Clarke, Isaiah Jackson, Olivier Sarr, Lance Ware vs. North Carolina, 12/19/20
Three players fouled out: Terrence Clarke, Isaiah Jackson, Olivier Sarr, Lance Ware vs. North Carolina, 12/19/20
Four players fouled out: Terrence Clarke, Isaiah Jackson, Olivier Sarr, Lance Ware vs. North Carolina, 12/19/20
Technical foul: Lance Ware vs. Vanderbilt, 1/5/21

TEAM

WINS/LOSSES

Won 10 straight games: 10, 1/8/19 - 2/9/19
Won 20 straight games: 38, 11/14/14 - 3/28/15
Won 30 straight games: 38, 11/14/14 - 3/28/15
Won 40 straight games: Never
Lost consecutive games: 6, 11/29/20 - 12/26/20
Lost three straight games: 6, 11/29/20 - 12/26/20
Lost four straight games: 6, 11/29/20 - 12/26/20
Lost five straight games: 6, 11/29/20 - 12/26/20
Lost six straight games: 6, 11/29/20 - 12/26/20
Lost 10 straight games: Never

STARTS

Started four freshmen: Devin Askew, Brandon Boston Jr., Terrence Clarke, Isaiah Jackson vs. Georgia Tech, 12/6/20
Started five freshmen: Hamidou Diallo, Shai Gilgeous-Alexander, Kevin Knox, Nick Richards, PJ Washington vs. Kansas State, 3/22/18

SCORING

Scored 90 or more points: 91 vs. Eastern Kentucky, 11/8/19 (W, 91-49)
Scored 90 or more points (SEC game): 96 vs. Ole Miss, 2/28/18 (W, 96-78)
Scored 100 or more points: 107 vs. UIC, 11/26/17 (W, 107-73)
Scored 100 or more points (SEC game): 100 vs. Texas A&M, 1/3/17 (W, 100-58)
Scored 110 or more points: 115 vs. Arizona State, 11/28/16 (W, 115-69)
Scored 110 or more points (SEC game): 110 vs. Auburn, 2/21/15 (W, 110-75)
Scored 120 or more points: 120 vs. Vanderbilt, 2/7/96 (W, 120-81)
Scored 120 or more points (SEC game): 120 vs. Vanderbilt, 2/7/96 (W, 120-81)
Scored 130 or more points: 143 vs. Georgia, 2/27/56 (W, 143-66)
Scored 140 or more points: 143 vs. Georgia, 2/27/56 (W, 143-66)
Scored 150 or more points: Never
Scored less than 50 points: 48 vs. Vanderbilt, 3/15/13 (L, 64-48)
Scored 100 points in two consecutive games: vs. Cleveland State (11/23/16), vs. UT Martin (11/25/16), vs. Arizona State (11/28/16)
Scored 100 Points in three consecutive games: vs. Cleveland State (11/23/16), vs. UT Martin (11/25/16), vs. Arizona State (11/28/16)
Scored 100 points in consecutive SEC games: 2/27/56-3/3/56

SHOOTING PERCENTAGES

Shot 70% from the field: .722 vs. Mississippi State, 2/15/86
Shot 65% from the field: .667 vs. UIC, 11/26/17
Shot 30% or less from the field: .281 at Texas A&M (1/10/15)
Allowed 50% shooting: .517 vs. Georgia Tech, 12/6/20
Allowed 60% shooting: .640 by Florida, 3/4/07
Allowed 30% or less shooting: .299 by Kansas, 12/1/20 (20-67)
Allowed 20% or less shooting: .197 by Montana State, 11/23/14 (12-61)

FREE THROWS

Shot 90% or better from FT line: 10-11 (.909) vs. Georgia Tech, 12/6/20
Shot 100% from FT Line: 10-10 vs. Florida, 2/22/20
Shot 50% or less from FT line: .500 (10-20) at Georgia, 1/7/20
Attempted 40 FT: vs. Tennessee State (41), 11/23/18
Attempted five or less FT: vs. South Carolina (4) 1/21/06
Made 30 FT: 31 vs. Mississippi State, 2/4/30 (31-36)

3-POINTERS

Hit 0 3-pointers: 0 vs. Richmond, 11/29/20 (0-10)
Hit 10 3-pointers: 11 at Mississippi State, 1/2/21 (11-21)
Hit 11 3-pointers: 11 at Mississippi State, 1/2/21 (11-21)
Hit 12 3-pointers: 12 vs. Utah, 12/15/18 (12-21)
Hit 13 3-pointers: 13 vs. Texas A&M, 1/3/17 (13-25)
Hit 14 3-pointers: 15 vs. Georgia, 3/1/12 (15-27)
Hit 15 3-pointers: 15 vs. Georgia, 3/1/12 (15-27)
Hit 16 3-pointers: 16 vs. UNC-Asheville, 12/23/96 (16-33)
Hit 17 3-pointers: 20 vs. LSU, 3/4/95 (20-35)
Hit 18 3-pointers: 20 vs. LSU, 3/4/95 (20-35)
Hit 19 3-pointers: 20 vs. LSU, 3/4/95 (20-35)
Hit 20 3-pointers: 20 vs. LSU, 3/4/95 (20-35)
Hit 21 3-pointers: 21 vs. North Carolina, 12/27/89 (21-48)
Hit 22 3-pointers: Never

SCORING MARGINS

Won game by 50 points or more: 58 vs. Montana State (W, 86-28) 11/23/14
Won game by 60 points or more: 62 vs. Vanderbilt (W, 106-44) 3/5/03
Won game by 70 points or more: 74 vs. Tennessee-Martin (W, 124-50) 11/26/94
Lost game by 30 points or more: 34 vs. Duke (L, 118-84) 11/6/18
Lost game by 40 points or more: 41 at Vanderbilt (L, 93-52) 2/12/08
Lost game by 50 points or more: 55 at Kansas (L, 150-95) 12/9/89
Lost game by 60 points or more: 70 vs. Central (L, 87-17)

1/28/1910

Lost game by 70 points or more: 70 vs. Central (L, 87-17) 1/28/1910

Game decided by one point: vs. Notre Dame, 12/12/20 (L, 64-63)

Game decided by two points: at Texas Tech, 1/25/20 (W, 78-76 OT)

Game decided by three points: vs. Vanderbilt, 1/5/21 (W, 77-74)

Two consecutive games decided by one point: vs. North Carolina (W, 73-72) 12/3/11 and at Indiana (L, 73-72) 12/10/11

Three consecutive games decided by one point: Never
Two consecutive games decided by two points: at Ole Miss (L, 71-69) 2/1/11 and Florida (L, 70-68) 2/5/11

Came back from 10-point deficit for win: W, 71-70 at Florida (3/7/20); Trailed by 18 at 59-41 (11:48 in 2nd)

Came back from 11-point deficit for win: W, 71-70 at Florida (3/7/20); Trailed by 18 at 59-41 (11:48 in 2nd)

Came back from 12-point deficit for win: W, 71-70 at Florida (3/7/20); Trailed by 18 at 59-41 (11:48 in 2nd)

Came back from 13-point deficit for win: W, 71-70 at Florida (3/7/20); Trailed by 18 at 59-41 (11:48 in 2nd)

Came back from 14-point deficit for win: W, 71-70 at Florida (3/7/20); Trailed by 18 at 59-41 (11:48 in 2nd)

Came back from 15-point deficit for win: W, 71-70 at Florida (3/7/20); Trailed by 18 at 59-41 (11:48 in 2nd)

Came back from 16-point deficit for win: W, 71-70 at Florida (3/7/20); Trailed by 18 at 59-41 (11:48 in 2nd)

Came back from 17-point deficit for win: W, 71-70 at Florida (3/7/20); Trailed by 18 at 59-41 (11:48 in 2nd)

Came back from 18-point deficit for win: W, 71-70 at Florida (3/7/20); Trailed by 18 at 59-41 (11:48 in 2nd)

Came back from 19-point deficit for win: W, 73-67 vs. Vanderbilt (2/28/17); Trailed by 19 at 25-6 (8:03 in 1st)

Came back from 20-point deficit for win: W, 82-79 at Vanderbilt (2/22/97); Trailed by 22 at 40-18 (3:51 in 1st)

Came back from 30-point deficit for win: W, 99-95 at LSU (2/15/94); Trailed by 31 at 68-37 (15:34 in 2nd)

Came back from 31-point deficit for win: W, 99-95 at LSU (2/15/94); Trailed by 31 at 68-37 (15:34 in 2nd)

REBOUNDS

Pulled down 50 rebounds: 54 (21-33) vs. Richmond, 11/29/20
Pulled down 55 rebounds: 59 (20-39) vs. Arizona State, 11/28/16

Pulled down 60 rebounds: 62 (19-43) vs. Morehead State, 12/16/96

OVERTIME GAMES

Played an overtime game: at Mississippi State, 1/2/21 (W, 78-73 2OT)

Won an overtime game: at Mississippi State, 1/2/21 (W, 78-73 2OT)

Lost an overtime game: vs. Auburn, 3/31/19 (L, 77-71 OT)

Played an SEC overtime game: at Mississippi State, 1/2/21 (W, 78-73 2OT)

Won an SEC overtime game: at Mississippi State, 1/2/21 (W, 78-73 2OT)

Lost an SEC overtime game: at Texas A&M, 2/20/16 (L, 79-77 OT)

Played an overtime game in SEC Tournament: vs. Texas A&M, 3/13/16 (W, 82-77 OT)

Won an overtime game in SEC Tournament: vs. Texas A&M, 3/13/16 (W, 82-77 OT)

Played an overtime game in NCAA Tournament: vs. Auburn, 3/31/19 (L, 77-71 OT)

Won an overtime game in NCAA Tournament: vs. St. Bonaventure, 3/16/00 (W, 85-80 2OT)

Lost an overtime game in NCAA Tournament: vs. Auburn, 3/31/19 (L, 77-71 OT)

Played two overtimes: at Mississippi State, 1/2/21 (W, 78-73 2OT)

Played three overtimes: vs. Temple 12/7/57 (W, 85-83)

Played four overtimes: Never played four overtime game

Played consecutive games that went to overtime: 1/6/15 vs. Ole Miss (W, 89-86) and 1/10/15 at Texas A&M (70-64)



THE LAST TIME A UK OPPONENT ...

INDIVIDUALS

SCORING

Scored 25 points: John Fulkerson (27), Tennessee, 3/3/20
Scored 30 points: Bubba Parham (35), VMI, 11/21/18
Scored 35 Points: Bubba Parham (35), VMI, 11/21/18
Scored 40 points: Elston Turner (40), Texas A&M, 1/12/13
Scored 45 points: David Robinson (45), Navy, 1/25/87
Scored 50 points: Austin Carr (50), Notre Dame, 12/29/79
Scored 60 points: Pete Maravich (64), LSU, 2/21/70
Scored 65 points: Never
Two players had 20 points: Jared Harper (26), Bryce Brown (24), Auburn, 3/31/19
Three players had 20 points: R.J. Barrett, Zion Williamson, Cam Reddish, Duke, 11/6/18
Two players had 30 points: Ronnie Henderson (36) and Claren Ceasar (32), LSU, 2/15/94
Five players scored in double figures: Georgia Tech, 12/6/20

FIELD GOALS

Made 15 FG in a game: David Robinson (17), Navy, 1/25/87
Made 16 FG in a game: David Robinson (17), Navy, 1/25/87
Made 17 FG in a game: David Robinson (17), Navy, 1/25/87
Made 18 FG in a game: Steve Downing (19), Indiana, 12/11/71
Made 19 FG in a game: Steve Downing (19), Indiana, 12/11/71
Made 20 FG in a game: Johnny Neumann (20), Ole Miss, 1/2/71
Made 21 FG in a game: Austin Carr (21), Notre Dame, 12/29/70
Made 22 FG in a game: Austin Carr (22), Notre Dame, 3/12/70
Made 23 FG in a game: Pete Maravich (23), LSU, 2/21/70
Made 24 FG in a game: Never
Attempted 17 FG in a game: Dylan Disu (17), Vanderbilt, 1/5/21
Attempted 18 FG in a game: Iverson Molinari (21), Mississippi State, 1/2/21
Attempted 19 FG in a game: Iverson Molinari (21), Mississippi State, 1/2/21
Attempted 20 FG in a game: Iverson Molinari (21), Mississippi State, 1/2/21
Attempted 25 FG in a game: R.J. Barrett (26), Duke, 11/6/18
Attempted 30 FG in a game: Freeman Williams (40), Portland State, 12/16/17
Attempted 35 FG in a game: Freeman Williams (40), Portland State, 12/16/17
Attempted 40 FG in a game: Freeman Williams (40), Portland State, 12/16/17
Attempted 45 FG in a game: Johnny Neumann (50), Ole Miss, 1/2/71
Attempted 50 FG in a game: Johnny Neumann (50), Ole Miss, 1/2/71
Attempted 53 FG in a game: Pete Maravich (53), LSU, 2/22/69
Attempted 54 FG in a game: Never

3-POINTERS

Made 5 3-pointers in a game: Savion Flagg (5), Texas A&M, 2/25/20
Made 6 3-pointers in a game: Armoni Brooks (6), Houston, 3/29/19
Made 7 3-pointers in a game: Bubba Parham (10), VMI, 11/18/18
Made 8 3-pointers in a game: Bubba Parham (10), VMI, 11/18/18
Made 9 3-pointers in a game: Bubba Parham (10), VMI, 11/18/18
Made 10 3-pointers in a game: Bubba Parham (10), VMI, 11/18/18
Made 11 3-pointers in a game: Corey Allmond (11), Sam Houston State, 11/19/2009
Made 12 3-pointers in a game: Never
Attempted 10 3-pointers in a game: Blake Francis (10), Richmond, 11/29/20
Attempted 15 3-pointers in a game: Bubba Parham (16), VMI, 11/18/18
Attempted 16 3-pointers in a game: Bubba Parham (16), VMI, 11/18/18
Attempted 17 3-pointers in a game: Chris Jackson (17), LSU, 2/15/90
Attempted 18 3-pointers in a game: Jeff Boschee (18), Kansas, 3/14/99
Attempted 19 3-pointers in a game: Never

FREE THROWS

Made 10 FT in a game: John Fulkerson (10), Tennessee, 2/8/20
Made 11 FT in a game: Samir Doughty (14), Auburn, 2/1/20
Made 12 FT in a game: Samir Doughty (14), Auburn, 2/1/20
Made 13 FT in a game: Samir Doughty (14), Auburn, 2/1/20

Made 14 FT in a game: Samir Doughty (14), Auburn, 2/1/20
Made 15 FT in a game: Brenton Williams (15), South Carolina, 3/1/14
Made 16 FT in a game: Dan Cross (16), Florida, 2/18/95
Made 17 FT in a game: John Mengelt (17), Auburn, 3/2/70
Made 18 FT in a game: Pete Maravich (18), LSU, 2/21/70
Made 19 FT in a game: Never
Attempted 15 FT in a game: Samir Doughty (15), Auburn, 2/1/20
Attempted 20 FT in a game: Harding McCaleb (25), Louisville, 2/22/16
Attempted 25 FT in a game: Harding McCaleb (25), Louisville, 2/22/16
Attempted 26 FT in a game: Never

REBOUNDS

15 Rebs: Dedric Lawson (15), Kansas, 1/26/19
16 Rebs: Kennedy Meeks (17), North Carolina, 3/26/17
17 Rebs: Kennedy Meeks (17), North Carolina, 3/26/17
18 Rebs: Sean May (19), North Carolina, 12/4/04
19 Rebs: Sean May (19), North Carolina, 12/4/04
20 Rebs: Andrew DeClercq (20), Florida, 1/18/94
25 Rebs: Leon Douglas (25), Alabama, 1/20/75
30 Rebs: Kenneth Stanley (30), USC, 12/4/61
31 Rebs: Never
Two players had 10 rebounds: Christian Braun (13) and Jalen Wilson (10), Kansas, 12/1/20
Three players had 10 rebounds: Craig Victor II (12), Tim Quarterman (10), Ben Simmons (10), LSU, 1/5/16

ASSISTS

10 assists: Tonny Trocha-Morelos (10), Texas A&M, 3/4/2017
11 assists: Dwyane Wade (11), Marquette, 3/29/03
12 assists: Edgar Padilla (12), UMass, 3/30/96
13 assists: Billy McCaffrey (14), Vanderbilt, 1/13/93
14 assists: Billy McCaffrey (14), Vanderbilt, 1/13/93
15 assists: Eric Richardson (15), Alabama, 2/4/84
16 assists: Never

BLOCKS

5 blocks: Dylan Disu (5), Vanderbilt, 1/29/20
6 blocks: Sagaba Konate (7), West Virginia, 1/27/18
7 blocks: Sagaba Konate (7), West Virginia, 1/27/18
8 blocks: Jarvis Varnado (10), Mississippi State, 1/15/08
9 blocks: Jarvis Varnado (10), Mississippi State, 1/15/08
10 blocks: Jarvis Varnado (10), Mississippi State, 1/15/08
11 blocks: Samaki Walker (11), Louisville, 1/1/95
12 blocks: Never

STEALS

5 steals: Jacob Gilyard (5), Richmond, 11/29/20
6 steals: Ben Simmons (7), LSU, 3/5/16
7 steals: Ben Simmons (7), LSU, 3/5/16
8 steals: Never

TEAM

SCORING

Scored 90 or more points: 118, Duke, 11/6/18 (L, 118-84)
Scored 90 or more points (SEC game): 90, Georgia, 3/4/09 (L, 90-85)
Scored 100 or more points: 118, Duke, 11/6/18 (L, 118-84)
Scored 100 or more points (SEC game): 101, Arkansas, 2/10/93 (L, 101-94)
Scored 110 or more points: 118, Duke, 11/6/18 (L, 118-84)
Scored 110 or more points (SEC game): 110, Vanderbilt, 3/4/67 (L, 110-94)
Scored 120 or more points: 121, North Carolina, 12/27/89 (L, 121-110)
Scored 120 or more points (SEC game): Never
Scored 130 or more points: 150, Kansas, 12/9/89 (L, 150-95)
Scored 140 or more points: 150, Kansas, 12/9/89 (L, 150-95)
Scored 150 or more points: 150, Kansas, 12/9/89 (L, 150-95)
Scored 160 or more points: Never
Scored less than 50 points: 45, Morehead State, 11/25/20 (W, 81-45)
Scored less than 50 points (SEC game): 48, South Carolina, 2/5/19 (W, 76-48)
Scored less than 40 points: 39, West Virginia, 3/26/15 (W, 78-39)
Scored less than 40 points (SEC game): 37, Missouri, 1/13/15 (W, 86-37)
Scored less than 30 points: 28, Montana State, 11/23/14 (W, 86-28)
Scored less than 30 points (SEC game): 26, Georgia Tech, 1/28/46 (W, 86-37)
Scored less than 20 points: 18, Western Ontario, 12/10/49

(W, 90-21)

Scored less than 20 points (SEC game): 18, Alabama, 2/10/40 (W, 46-18)

Scored less than 10 points: 9, Tulane, 12/21/34 (W, 39-9)

Scored less than 10 points (SEC game): Never

Scored less than 5 points: Never

SHOOTING PERCENTAGES

Shot 70% from the field: Never
Shot 60% from the field: .640, Florida, 3/4/07
Shot 50% from the field: .517, Georgia Tech, 12/6/20
Shot 30% or less from the field: .299, Kansas, 12/1/20 (20-67)
Shot 20% or less from the field: .197, Montana State, 11/23/14 (12-61)
Shot 10% or less from the field: Never (shooting percentages not recorded prior to 1947)

3-Pointers

Made 10 or more 3-pointers: 10, Vanderbilt, 1/5/21
Made 15 or more 3-pointers: 19, VMI, 11/18/18
Made 20 or more 3-pointers: Never
Made zero 3-pointers: 0, Auburn, 1/19/13 (0-15)
Attempted 30 or more 3-pointers: 31, Utah Valley, 11/18/19

FREE THROWS

Shot 90% or better from FT line: 91.7 (11-12), Notre Dame, 12/12/20
Shot 100% from FT Line: 5-5, VMI, 11/18/18
Shot 50% or less from FT line: .500 (8-16), Morehead State, 11/25/20
Attempted 40 FT: 44, Auburn, 2/1/20 (33-44)
Attempted five or less FT: 5, UAB, 11/29/19 (2-5)
Made 30 FT: 33, Auburn, 2/1/20 (33-44)

REBOUNDS

Pulled down 50 rebounds: 54 (17-37), Florida, 2/4/17
Pulled down 20 offensive rebounds: 23, LSU, 2/18/20



RUPP ARENA AT CENTRAL BANK CENTER

Year-by-Year Records

Season	W-L	Percentage
2020-21	2-2	.500
2019-20	16-2	.889
2018-19	17-1	.944
2017-18	16-2	.889
2016-17	15-2	.882
2015-16	17-0	1.000
2014-15	19-0	1.000
2013-14	16-2	.889
2012-13	16-2	.889
2011-12	18-0	1.000
2010-11	15-0	1.000
2009-10	18-0	1.000
2008-09	12-6	.667
2007-08	14-4	.778
2006-07	14-2	.875
2005-06	10-5	.667
2004-05	14-1	.933
2003-04	11-2	.846
2002-03	12-1	.923
2001-02	12-3	.800
2000-01	11-1	.917
1999-2000	14-0	1.000
1998-99	12-1	.923
1997-98	9-3	.750
1996-97	12-1	.923
1995-96	13-0	1.000
1994-95	12-1	.923
1993-94	13-1	.929
1992-93	16-0	1.000
1991-92	15-2	.882
1990-91	13-0	1.000
1989-90	13-2	.867
1988-89	8-6	.571
1987-88	14-2	.875
1986-87	13-2	.867
1985-86	18-0	1.000
1984-85	11-3	.786
1983-84	16-0	1.000
1982-83	14-1	.933
1981-82	15-1	.938
1980-81	15-0	1.000
1979-80	12-3	.800
1978-79	11-4	.733
1977-78	16-0	1.000
1976-77	12-2	.857
Total	612-73	.893

Year Opened:	1976
First Game:	Nov. 27, 1976
All-Time Record:	612-73 (.893)
Record Under Calipari:	185-13 (.934)
Capacity:	20,500
Record Crowd:	24,479 (1/20/10)
Longest Win Streak:	54 (11/9/10-12/1/12)
Current Win Streak:	1

Cats Rock at Rupp

The Wildcats are 612-73 (.893) in Rupp Arena. Among the most notable marks of dominance as the nation's toughest venue to play include:

- School record 54-game winning streak to begin the John Calipari era
- Kentucky is 330-42 (.887) in regular-season SEC games in Rupp
- The Wildcats set a program home record of 19 wins in 2014-15
- UK has gone undefeated at home in five of Calipari's 12 seasons
- Kentucky has a perfect mark in 13 of Rupp Arena's 45 seasons

600 Wins at Rupp in Record Time

With a victory over Fairleigh Dickinson on Dec. 7, 2019, Kentucky reached the 600-win mark at Rupp Arena faster than any other program in NCAA Division I level history. UK needed just 670 games to reach win No. 600 in Rupp Arena.

It took UCLA, which previously owned the fastest pace to 600 wins, 689 games in Pauley Pavilion. Only one other team, Kansas, achieved win No. 600 in fewer than 700 games at its home venue. The Jayhawks reached the significant win in their 699th game.

Cal Owns Longest Win Streaks in Rupp

With UK's 2011-12 season-opening victory over Marist, UK head coach John Calipari recorded his 34th consecutive win in Rupp Arena as UK's head coach. It broke former UK head coach Rick Pitino's longest streak of 33 games in the venue.

The winning streak reached as long as 54 games. Calipari didn't suffer his first loss in Rupp Arena until losing to Baylor in his fourth season. The 54-game run, however, was his longest career home winning streak. He also had the second-longest streak in the arena as the Cats won 42 straight from March 4, 2014 to Nov. 25, 2016.

New Chairbacks, Fewer Seats

After receiving a \$16 million upgrade over the 2014-15 and 2015-16 seasons that enhanced the fan experience with the likes of a new Daktronics center-hung scoreboard, ribbons boards, new corner video boards and a new audio system, Rupp Arena is undergoing an additional transformation as a part of UK's new leasing agreement with the Lexington Center.

Chair-back seating in the upper-level sideline was installed in sections 211-217 and 228-234 for the 2019-20 season. Club areas will be available to season ticket holders starting with the 2020-21 season.

The new seating reduced Rupp Arena's capacity to 20,500.

Pack the House

Until reducing capacity for the 2019-20 season, Kentucky had led the nation in average home attendance in 20 of 24 seasons. That number included a Rupp Arena record of 24,110 in John Calipari's first season (2009-10) as head coach.

Kentucky averaged 20,160 fans during the 2019-20 season, the first season with a reduced capacity at 20,500. UK averaged 23,000-plus fans in seven of Calipari's first 10 seasons.

After receiving guidelines from state health officials, attendance for this season at Rupp Arena due to the COVID-19 pandemic will be up to 15% of normal arena capacity (3,075), which includes participants, essential personnel, media and a limited number of spectators.

The Top-Ranked Team at Home

Kentucky has lost just four times at home as the Associated Press top-ranked team in the history of the program and just three times in Rupp Arena. Prior to the losses to Evansville (Nov. 12) and UCLA (Dec. 3, 2016), both by three, the other two losses came by just one point.

The Wildcats are 54-3 all-time as the AP No. 1 team in Rupp Arena since its opening in 1976. The first loss was to Auburn, 53-52, on Jan. 9, 1988.

Coach Cal in Rupp Arena

It's been downright difficult to beat Kentucky in Rupp Arena during the John Calipari era. UK is 185-13 (.934) in Rupp Arena under Calipari.

- Kentucky is 22-5 (.815) vs. Associated Press Top 25 opponents in Rupp in the Calipari era
- UK is 163-8 (.953) vs. unranked teams in Rupp under Calipari
- The Wildcats are 95-6 (.941) at home vs. nonconference foes under Calipari
- Calipari notched his 100th career win in Rupp Arena as Kentucky's coach with the Wildcats' 110-75 rout of Auburn on Feb. 21, 2014. It took Calipari 104 games to reach the century mark, the fastest of any UK coach

Cal Passes Hall for Rupp Record

With a 101-70 victory over Cleveland State on Nov. 23, 2016, John Calipari passed former UK head coach Joe B. Hall for wins in Rupp Arena. Calipari currently has 185 wins inside the historic venue. Hall won 122.

2020-21 Opponent Breakdown

Morehead State (Nov. 25)

All-time games in Rupp Arena: 9
UK record in Rupp vs. MSU: 9-0
Last time in Rupp Arena: UK, 81-45 (11/25/20)

Richmond (Nov. 29)

All-time games in Rupp Arena: 1
UK record in Rupp vs. UR: 0-1
Last time in Rupp Arena: UR, 76-64

Notre Dame (Dec. 12)

All-time games in Rupp Arena: 6
UK record in Rupp vs. ND: 5-1
Last time in Rupp Arena: ND, 64-63 (12/12/20)

Vanderbilt (Jan. 5)

All-time games in Rupp Arena: 43
UK record in Rupp vs. VU: 41-2
Last time in Rupp Arena: UK, 77-74 (1/5/21)

Alabama (Jan. 12)

All-time games in Rupp Arena: 32
UK record in Rupp vs. UA: 27-5
Last time in Rupp Arena: UK, 76-67 (1/11/20)

LSU (Jan. 23)

All-time games in Rupp Arena: 32
UK record in Rupp vs. LSU: 26-6
Last time in Rupp Arena: LSU, 73-71 (2/12/19)

Texas (Jan. 30)

All-time games in Rupp Arena: 1
UK record in Rupp vs. Texas: 1-0
Last time in Rupp Arena: UK, 63-51 (12/5/14)

Tennessee (Feb. 6)

All-time games in Rupp Arena: 44
UK record in Rupp vs. UT: 38-6
Last time in Rupp Arena: UT, 81-73 (3/3/20)

Arkansas (Feb. 9)

All-time games in Rupp Arena: 16
UK record in Rupp vs. UA: 13-3
Last time in Rupp Arena: UK, 70-66 (2/26/19)

Auburn (Feb. 13)

All-time games in Rupp Arena: 31
UK record in Rupp vs. AU: 29-2
Last time in Rupp Arena: UK, 73-66 (2/29/20)

Texas A&M (Feb. 23)

All-time games in Rupp Arena: Six
UK record in Rupp vs. TAMU: 4-2
Last time in Rupp Arena: UK, 85-74 (1/8/19)

Florida (Feb. 27)

All-time games in Rupp Arena: 44
UK record in Rupp vs. UF: 36-8
Last time in Rupp Arena: UK, 65-59 (2/22/20)



COACH CALIPARI

UK vs. AP Ranked Foes Under Cal

Record: 63-35 (.643)

vs. No. 22 North Carolina (Cleveland)	Dec. 19, 2020	L, 75-63
vs. No. 7 Kansas (Indianapolis)	Dec. 1, 2020	L, 65-62
vs. No. 15 Auburn	Feb. 29, 2020	W, 73-66
at No. 17 Auburn	Feb. 1, 2020	L, 75-66
at No. 18 Texas Tech	Jan. 25, 2020	W, 78-76 ^{OT}
vs. No. 3 Louisville	Dec. 28, 2019	W, 78-70 ^{OT}
vs. No. 5 Ohio State (Las Vegas)	Dec. 21, 2019	L, 71-65
vs. No. 1 Michigan State (New York)	Nov. 5, 2019	W, 69-62
vs. No. 14 Auburn (NCAAT)	March 31, 2019	L, 77-71 ^{OT}
vs. No. 11 Houston (NCAAT)	March 29, 2019	W, 62-58
vs. No. 19 Wofford (NCAAT)	March 23, 2019	W, 62-56
vs. No. 8 Tennessee (SECT)	March 16, 2019	L, 82-78
at No. 7 Tennessee	March 2, 2019	L, 71-52
vs. No. 1 Tennessee	Feb. 16, 2019	W, 86-69
vs. No. 19 LSU	Feb. 13, 2019	L, 73-71
vs. No. 9 Kansas	Jan. 26, 2019	W, 71-63
vs. No. 22 Mississippi State	Jan. 22, 2019	W, 76-55
at No. 14 Auburn	Jan. 19, 2019	W, 82-80
vs. No. 9 North Carolina (Chicago)	Dec. 22, 2018	W, 80-72
vs. No. 4 Duke (Indianapolis)	Nov. 6, 2018	L, 118-84
vs. No. 13 Tennessee (SECT)	March 11, 2018	W, 77-72
at No. 10 Auburn	Feb. 14, 2018	L, 76-66
vs. No. 15 Tennessee	Feb. 6, 2018	L, 61-59
at No. 7 West Virginia	Jan. 27, 2018	W, 83-76
at No. 23 Tennessee	Jan. 6, 2018	L, 76-65
vs. No. 4 Kansas (Chicago)	Nov. 14, 2017	L, 65-61
vs. No. 6 North Carolina (NCAAT)	March 26, 2017	L, 75-73
vs. No. 8 UCLA (NCAA)	March 24, 2017	W, 86-75
vs. No. 19 Wichita State (NCAAT)	March 19, 2017	W, 65-62
vs. No. 13 Florida	Feb. 25, 2017	W, 76-66
at No. 24 Florida	Feb. 4, 2017	L, 88-66
vs. No. 2 Kansas	Jan. 28, 2017	L, 79-73
vs. No. 24 South Carolina	Jan. 21, 2017	W, 85-69
at No. 10 Louisville	Dec. 21, 2016	L, 73-70
vs. No. 7 North Carolina (Las Vegas)	Dec. 17, 2016	W, 103-100
vs. No. 11 UCLA	Dec. 3, 2016	L, 97-92
vs. No. 13 Michigan State (New York)	Nov. 15, 2016	W, 69-48
vs. No. 14 Indiana (NCAAT)	March 19, 2016	L, 73-67
vs. No. 17 Texas A&M (SECT)	March 13, 2016	W, 82-77
at No. 4 Kansas	Jan. 30, 2016	L, 90-84
vs. No. 16 Louisville	Dec. 27, 2015	W, 75-73
vs. No. 5 Duke (Chicago)	Nov. 17, 2015	W, 74-63
vs. No. 3 Wisconsin (NCAAT)	April 4, 2015	L, 71-64
vs. No. 8 Notre Dame (NCAAT)	March 28, 2015	W, 68-66
vs. No. 20 West Virginia (NCAAT)	March 26, 2015	W, 78-39
vs. No. 21 Arkansas (SECT)	March 15, 2015	W, 78-63
vs. No. 18 Arkansas	Feb. 28, 2015	W, 84-67
at No. 4 Louisville	Dec. 27, 2014	W, 58-50
vs. No. 21 North Carolina	Dec. 13, 2014	W, 84-70
vs. No. 6 Texas	Dec. 5, 2014	W, 63-51
vs. No. 5 Kansas (Indianapolis)	Nov. 18, 2014	W, 72-40
vs. No. 18 UConn (NCAAT)	April 7, 2014	L, 60-54
vs. No. 12 Wisconsin (NCAAT)	April 5, 2014	W, 74-73
vs. No. 7 Michigan (NCAAT)	March 30, 2014	W, 75-72
vs. No. 5 Louisville (NCAAT)	March 28, 2014	W, 74-69
vs. No. 2 Wichita State (NCAAT)	March 23, 2014	W, 78-76
vs. No. 1 Florida (SECT)	March 16, 2014	L, 61-60
at No. 1 Florida	March 8, 2014	L, 84-65
vs. No. 3 Florida	Feb. 15, 2014	L, 69-59
vs. No. 4 Louisville	Dec. 28, 2013	W, 73-66
at No. 18 North Carolina	Dec. 14, 2013	L, 82-77
vs. No. 20 Baylor (Dallas)	Dec. 6, 2013	L, 67-62
vs. No. 2 Michigan St. (Chicago)	Nov. 12, 2013	L, 78-74
vs. No. 11 Florida	March 9, 2013	W, 61-57
at No. 7 Florida	Feb. 12, 2013	L, 69-52
at No. 16 Ole Miss	Jan. 29, 2013	W, 87-74
at No. 4 Louisville	Dec. 29, 2012	L, 80-77
vs. No. 9 Duke (Atlanta)	Nov. 13, 2012	L, 75-68
vs. No. 6 Kansas (NCAAT)	April 2, 2012	W, 67-59
vs. No. 17 Louisville (NCAAT)	March 31, 2012	W, 69-61
vs. No. 9 Baylor (NCAAT)	March 25, 2012	W, 82-70
vs. No. 16 Indiana (NCAAT)	March 23, 2012	W, 87-71
vs. No. 22 Florida (SECT)	March 10, 2012	W, 74-71
at No. 16 Florida	March 4, 2012	W, 74-59
vs. No. 8 Florida	Feb. 7, 2012	W, 78-58
vs. No. 4 Louisville	Dec. 31, 2011	W, 69-62
vs. No. 5 North Carolina	Dec. 3, 2011	W, 73-72
vs. No. 12 Kansas (New York)	Nov. 15, 2011	W, 75-65
vs. No. 9 UConn (NCAAT)	April 2, 2011	L, 56-55
vs. No. 7 North Carolina (NCAAT)	March 27, 2011	W, 76-69
vs. No. 1 Ohio State (NCAAT)	March 25, 2011	W, 62-60
vs. No. 22 West Virginia (NCAAT)	March 19, 2011	W, 71-63
vs. No. 12 Florida (SECT)	March 13, 2011	W, 70-54
vs. No. 21 Vanderbilt	March 1, 2011	W, 68-66
vs. No. 13 Florida	Feb. 26, 2011	W, 76-68
at No. 21 Vanderbilt	Feb. 12, 2011	L, 81-77
at No. 22 Louisville	Dec. 31, 2010	W, 78-63
vs. No. 23 Notre Dame (Louisville)	Dec. 8, 2010	W, 72-58
vs. No. 13 Washington (Maui)	Nov. 23, 2010	W, 74-67
vs. No. 6 West Virginia (NCAAT)	March 27, 2010	L, 73-66
vs. No. 15 Tennessee (SECT)	March 13, 2010	W, 74-45
at No. 19 Tennessee	Feb. 27, 2010	L, 74-65
at No. 17 Vanderbilt	Feb. 20, 2010	W, 58-56
vs. No. 12 Tennessee	Feb. 13, 2010	W, 73-62
vs. No. 25 Ole Miss	Feb. 2, 2010	W, 85-75
vs. No. 21 Vanderbilt	Jan. 30, 2010	W, 85-72
vs. No. 14 UConn (New York)	Dec. 9, 2009	W, 64-61
vs. No. 10 North Carolina	Dec. 5, 2009	W, 68-66

Calipari's Record at UK vs. AP Top 25 ...

vs. No. 1	3-2	vs. Top 25	63-35
vs. Top 3	5-6	Home	22-5
vs. Top 5	12-11	Away	8-13
vs. Top 10	25-21	Neutral	33-17
vs. Top 15	40-25	SEC Tourney	5-2
vs. Top 20	52-31	NCAA Tourney	17-7

Calipari Named 2020 SEC, USBWA District IV, NABC District 20 Coach of the Year

Unflinching to early growing pains when his team stumbled out of the gate and resolute in his belief in his players and the annual process of preparing young teams for March, John Calipari was recognized for another stellar coaching job in 2019-20 by winning Southeastern Conference Coach of the Year, U.S. Basketball Writers Association District IV Coach of the Year and National Association of Basketball Coaches District 20 Coach of the Year honors.

It was Calipari's fourth SEC Coach of the Year award at Kentucky and his 10th conference coach of the year honors in 28 seasons as a college head coach.

Calipari was also a semifinalist for the Naismith Coach of the Year for a second consecutive season. He is one of just two coaches to win the Naismith Coach of the Year three times (Duke's Mike Krzyzewski is the other).

Calipari guided the Wildcats to a 25-6 regular season in 2019-20 that included a 15-3 league record, an SEC regular-season championship, an 8-2 record on the road and a top-10 national ranking.

Calipari Ahead of the Pack at Kentucky

Through 11-plus seasons at Kentucky, John Calipari's time in Lexington has been every bit as successful -- and more -- as fans hoped it would when he agreed to become the head coach at Kentucky in the spring of 2009.

By just about every measure, he's the most successful coach in college basketball during the last decade. Among schools who have been to at least two Elite Eights and a Final Four since 2009-10, Calipari ranks:

- First in NCAA Tournament wins (31)
- First in Final Four appearances (four)
- First in Elite Eight appearances (seven)
- First in Sweet 16 appearances (eight)
- Second in league tournament titles (six)
- Third in wins (333)
- Third in regular-season conference titles (six)
- Fourth in NCAA titles (one)

Calipari Named Coach of the Decade

Underscored by more victories than any other coach or program in his first 10 seasons at the helm at Kentucky, more Final Four appearances, a record number of NBA Draft picks, and the 2012 national championship, John Calipari was named the College Basketball Coach of the Decade by Sporting News in January 2020.

In a piece penned by national writer Mike DeCourcy, Sporting News credited Calipari for changing the college basketball landscape. Detailing Calipari's success -- what DeCourcy described as a "college basketball revolution" -- DeCourcy wrote that "no one defined the 2010s in the same way as Calipari ... nor achieved the same degree of consistent success."

In an era where kids can enter the NBA Draft at 19 years old, Calipari masterfully balances the priority of players' long-term professional dreams with individual and team development, leading to on-court success that no other team has matched.

"I knew we were going to make the program -- and I said it at the press conference -- it was going to be a players-first program," Calipari told Sporting News. "We were going to make decisions based on them and their needs. And it's not just about the name on the front. It'll be about the name on the back. That's how we're going to do this."

First-Ballot Hall of Famer

Kentucky men's basketball coach John Calipari joined basketball's fraternity of legends in September 2015 after being elected to the Naismith Memorial Basketball Hall of Fame on the first ballot.

Calipari joined an elite group of basketball players and coaches in the Naismith Hall of Fame, considered to be one of the ultimate honors in the sport. The Class of 2015 included Calipari, Dick Bevetta, Wildcat Louie Dampier, Lindsay Gaze, Tom Heinsohn, John Isaacs, Spencer Haywood, Lisa Leslie, Dikembe Mutombo, George Raveling and JoJo White.

Moving Up the Kentucky Career Wins, Games Coached List

With an 80-53 victory vs. Auburn on Feb. 23, 2019, John Calipari moved past Joe B. Hall for the second-most wins in program history. Calipari trails only the legendary Adolph Rupp (876 wins) for the most wins at UK and earned win No. 300 at Ole Miss on March 5, 2019. When Calipari tied Hall with his 297th win at Missouri on Feb. 19, 2019, he did so 32 games faster than Hall and just two games slower than Rupp.

Although he's still climbing the charts, he's doing it nearly as fast as anyone else in NCAA history. With the aforementioned win over Ole Miss, Calipari became the fourth-fastest coach to 300 wins (369 games) at one program in NCAA history. Only Bill Self (358 games at Kansas), Claire Bee (359 games at Long Island) and Rupp (366 at UK) got there faster.

Calipari also passed Hall for the second-most coached games at UK. Hall's 13-year career with the Wildcats ended with his 397th game. Calipari and Kentucky's win over Mississippi State on Feb. 4, 2020, marked his 398th career game at the UK helm. Rupp is first in games coached with a 41-season tenure spanning 1,066 career games.

700 Victories and Counting

With Kentucky's win over UIC on Nov. 26, 2017, John Calipari reached 700 on-court wins. At the time he was one of just 41 coaches, regardless of NCAA level of classification, to reach that barrier. Only 29 coaches have done it with at least 10 seasons at the Division I level.

Calipari became the fourth-fastest coach to 700 on-court wins ever. Only Adolph Rupp (836 games), Jerry Tarkanian (876 games) and Roy Williams (879 games) did it faster.

Calipari is currently the only coach in NCAA history with at least 189 victories at three different schools.

KEEPING PACE WITH THE BARON OF THE BLUEGRASS

Legendary coach Adolph Rupp won 876 career games while he was the coach of UK. He also led Kentucky to four NCAA titles during his 41-year tenure. John Calipari is just behind pace with Rupp to begin his career at UK in total victories. Calipari (.800) is slightly behind Rupp (.822) in total UK career winning percentage.

Coach	Games	Record	Next Game (417th Game)
Adolph Rupp	416	346-70	def. LSU 63-47 (March 5, 1948)
John Calipari	416	333-83	at Florida (Jan. 9)



COACH CALIPARI

UK vs. AP Ranked Foes Under Cal

Record as AP Top-Ranked Coach Since 2009-10

Coach	Schools	Records
1. John Calipari	Kentucky	69-8
2. Mike Krzyzewski	Duke	53-11
3. Bill Self	Kansas	46-9
4. Mark Few	Gonzaga	33-4
5. Jay Wright	Villanova	28-6
6. Jim Boeheim	Syracuse	15-4
7. Tom Crean	Indiana	14-3
8. Thad Matta	Ohio State	13-2
9. Sean Miller	Arizona	12-1
10. Tom Izzo	Michigan State	12-4

Record as AP Top-Ranked Coach Active

Coach	Schools	Records
1. Mike Krzyzewski	Duke	219-35
2. John Calipari	UK, Memphis, UMass	110-13
3. Roy Williams	UNC, Kansas	95-18
4. Bill Self	Kansas	48-10
5. Mark Few	Gonzaga	33-4
6. Bruce Weber	Illinois	30-2
7. Jay Wright	Villanova	28-6
8. Jim Boeheim	Syracuse	24-5
9. Bob Huggins	Cincinnati	20-4
10. Tom Izzo	Indiana	15-5

through games on Jan. 5

All-Time Calipari Draft Picks

Player (School)	Round	Year (Overall)
Bam Adebayo (UK)	First	2017 (14)
Eric Bledsoe (UK)	First	2010 (18)
Devin Booker (UK)	First	2015 (13)
Antonio Burks (MEM)	Second	2004 (36)
Marcus Camby (UMASS)	First	1996 (2)
Rodney Carney (MEM)	First	2006 (16)
DeMarcus Cousins (UK)	First	2010 (5)
Willie Cauley-Stein (UK)	First	2015 (6)
Anthony Davis (UK)	First	2012 (1)
Hamidou Diallo (UK)	Second	2018 (45)
Joey Dorsey (MEM)	Second	2008 (33)
C. Douglas-Roberts (MEM)	Second	2008 (40)
Robert Dozier (MEM)	Second	2009 (60)
Tyrece Evans (MEM)	First	2009 (4)
De'Aaron Fox (UK)	First	2017 (5)
S. Gilgeous-Alexander (UK)	First	2018 (11)
Archie Goodwin (UK)	First	2013 (29)
Josh Harrellson (UK)	Second	2011 (45)
Andrew Harrison (UK)	Second	2015 (44)
Tyler Herro (UK)	First	2019 (13)
Dakari Johnson (UK)	Second	2015 (48)
Keldon Johnson (UK)	First	2019 (29)
Terrence Jones (UK)	First	2012 (18)
Enes Kanter (UK)	First	2011 (3)
Michael Kidd-Gilchrist (UK)	First	2012 (2)
Brandon Knight (UK)	First	2011 (8)
Kevin Knox (UK)	First	2018 (9)
Skal Labissiere (UK)	First	2016 (28)
Doron Lamb (UK)	Second	2012 (42)
DeAndre Liggins (UK)	Second	2011 (53)
Trey Lyles (UK)	First	2015 (12)
Tyrese Maxey (UK)	First	2020 (21)
Darius Miller (UK)	Second	2012 (46)
Malik Monk (UK)	First	2017 (11)
Jamal Murray (UK)	First	2016 (7)
Nerlens Noel (UK)	First	2013 (6)
Daniel Orton (UK)	First	2010 (29)
Patrick Patterson (UK)	First	2010 (14)
Immanuel Quickley (UK)	First	2020 (25)
Julius Randle (UK)	First	2014 (7)
Nick Richards (UK)	Second	2020 (42)
Lou Roe (UMass)	Second	1995 (30)
Derrick Rose (MEM)	First	2008 (1)
Marquis Teague (UK)	First	2012 (29)
Karl-Anthony Towns (UK)	First	2015 (1)
Tyler Ulis (UK)	Second	2016 (34)
Jarrod Vanderbilt (UK)	Second	2018 (41)
Dajuan Wagner (MEM)	First	2002 (6)
John Wall (UK)	First	2010 (1)
PJ Washington (UK)	First	2019 (12)
Shawne Williams (MEM)	First	2006 (17)
James Young (UK)	First	2014 (17)

Calipari Unrivaled in Conference

John Calipari has won 16 league regular-season championships (including six Southeastern Conference titles) eight more than the next-closest coach in the SEC (Bruce Pearl has eight). Calipari has won six SEC Tournament championships at Kentucky and owns 15 conference tournament titles in his career, 11 more than his closest competitors (Ben Howland, Kermit Davis).

Calipari has tallied a 361-107 (77.1%) all-time record within conference play as a head coach and owns a 153-41 (78.9%) record since joining the SEC. In his first 11 seasons at UK, his 151 total conference wins were tied for the third among Division I coaches since 1996-97 over their first 11 seasons with a program, while his winning percentage ranked third. Only Adolph Rupp (84.7%) had a better winning percentage through his first 11 seasons in league play in Kentucky's history.

Although he's been publicly outspoken against conference tournaments -- only because he doesn't favor playing three or more games on consecutive days to win the tournament -- his teams have gotten up for them. Calipari's teams at UMass, Memphis and Kentucky have been to 19 conference championship games in his career, winning a remarkable 15 of them. Calipari is 57-12 (.826) all-time in conference tournaments, including 23-4 (.852) at UK. Calipari ranks fourth in SEC Tournament wins.

Calipari in Elite Company with Conference Championships

Kentucky men's basketball coach John Calipari added another first to his Hall of Fame career in 2017.

When Kentucky clinched at least a share of the 2017 Southeastern Conference championship by beating Vanderbilt on Feb. 28, 2017, he became the first NCAA Division I coach to lead three different programs (UMass, Memphis, Kentucky) to five on-court regular-season league titles five different times. He won the Atlantic 10 at the helm of UMass in 1992, '93, '94, '95 and '96, Memphis claimed the Conference USA crown in 2004, '06, '07, '08 and '09, and Kentucky has captured the SEC six times in 2010, '12, '15, '16, '17 and '20.

Perhaps more impressive is that Calipari has 31 combined regular-season and tournament championships after clinching the SEC regular-season crown in 2020. That trails only Mark Few of Gonzaga (35 titles) among all active coaches. All-time, Calipari trails only the great Adolph Rupp (41) and Few.

30 is the new 20

After defeating Ole Miss 67-62 on Feb. 15, 2020, John Calipari secured his 26th consecutive on-court 20-win season. He leads all active coaches with that streak, ahead of Mike Krzyzewski (24), Bill Self (22) and Mark Few (21) who all hit the plateau last season as well.

UK Collegiate Awards Under Calipari

All-America Honors (NCAA Recognized)	All-SEC	De'Aaron Fox
DeMarcus Cousins (2010)	DeMarcus Cousins (2010) 1st (Coaches/AP)	Bam Adebayo 2017
AP (1), NABC (2), USBWA (2), SN (2)	Patrick Patterson (2010) 1st (Coaches)/2nd (AP)	Kevin Knox 2018
John Wall (2010)	John Wall (2010) 1st (Coaches/AP)	Shai Gilgeous-Alexander 2018
AP (1), NABC (2), USBWA (2), SN (2)	Terrence Jones (2011) 1st (Coaches/AP)	Tyler Herro 2019
Anthony Davis (2012)	Brandon Knight (2011) 1st (Coaches)/2nd (AP)	Keldon Johnson 2019
AP (1), NABC (2), USBWA (2), SN (2)	Anthony Davis (2012) 1st (Coaches/AP)	Tyrese Maxey 2020
Michael Kidd-Gilchrist (2012) AP (3), USBWA (2), NABC (3), SN (2)	Mike Kidd-Gilchrist (2012) 1st (Coaches/AP)	
Julius Randle (2014)	Terrence Jones (2012) 2nd (Coaches/AP)	
NABC (3)	Doron Lamb (2012) 2nd (Coaches)	
Willie Cauley-Stein (2015)	Nerlens Noel (2013) 1st (Coaches/AP)	NCAA Final Four Team
NABC (1), USBWA (1), SN (1)	Julius Randle (2014) 1st (Coaches/AP)	Anthony Davis (MVP) 2012
Karl-Anthony Towns (2015) SN (3)	James Young (2014) 2nd (Coaches)	Michael Kidd-Gilchrist 2012
Tyler Ulis (2016)	Devin Booker (2015) 2nd (Coaches)	Doron Lamb 2012
AP (1), SN (1), USBWA (2), NABC (2)	Willie Cauley-Stein (2015) 1st (Coaches/AP)	Julius Randle 2014
Malik Monk (2017)	Aaron Harrison (2015) 2nd (Coaches/AP)	James Young 2014
SN (2), USBWA (2), NABC (2), AP (2)	Karl Towns (2015) 1st (Coaches/AP)	NCAA All-Regional
PJ Washington (2019)	Tyler Ulis (2016) 1st (Coaches/AP)	DeMarcus Cousins 2010
SN (3), USBWA (3), NABC (3), AP (3)	Jamal Murray (2016) 1st (Coaches/AP)	John Wall 2010
SEC Player of the Year	Malik Monk (2017) 1st (Coaches/AP)	Josh Harrellson 2011
John Wall 2010 (Coaches/AP)	De'Aaron Fox (2017) 1st (Coaches/AP)	Brandon Knight (MVP) 2011
Anthony Davis 2012 (Coaches/AP)	Bam Adebayo (2017) 2nd (Coaches/AP)	DeAndre Liggins 2011
Tyler Ulis 2016 (Coaches/AP)	Kevin Knox (2018) 1st (Coaches)	M. Kidd-Gilchrist (MVP) 2012
Malik Monk 2017 (AP)	Shai G.-Alexander (2018) 2nd (Coaches)	Anthony Davis 2012
Immanuel Quickley 2020 (Coaches)	PJ Washington (2019) 1st (Coaches/AP)	Doron Lamb 2012
SEC Defensive Player of the Year	Tyler Herro (2019) 2nd (Coaches)	Aaron Harrison 2014
Anthony Davis 2012 (Coaches)	Keldon Johnson (2019) 2nd (Coaches)	Marcus Lee 2014
Nerlens Noel 2013 (Coaches)	Immanuel Quickley (2020) 1st (Coaches/AP)	Julius Randle (MVP) 2014
Willie Cauley-Stein 2015 (Coaches)	Nick Richards (2020) 1st (Coaches/AP)	Willie Cauley-Stein 2015
Tyler Ulis 2016 (Coaches)	Tyrese Maxey (2020) 2nd (Coaches)	Andrew Harrison 2015
Ashton Hagans (shared) 2019 (Coaches)		Karl Towns (MVP) 2015
SEC Freshman (Coaches)/Newcomer (AP) of the Year		De'Aaron Fox 2017
DeMarcus Cousins 2010 (Coaches)		Isaac Humphries 2017
John Wall 2010 (AP)	SEC All-Defensive Team	Tyler Herro 2019
Terrence Jones 2011 (Coaches/AP)	Patrick Patterson 2010	PJ Washington 2019
Anthony Davis 2012 (Coaches/AP)	DeAndre Liggins 2011	
Nerlens Noel 2013 (Coaches/AP)	Anthony Davis 2012	SEC All-Tournament Team
Julius Randle 2014 (Coaches/AP)	Michael Kidd-Gilchrist 2012	John Wall 2010
Karl-Anthony Towns 2015 (Coaches/AP)	Nerlens Noel 2013	Eric Bledsoe 2010
Malik Monk 2017 (Coaches/AP)	Willie Cauley-Stein 2015	DeMarcus Cousins 2010
Kevin Knox 2018 (Coaches)	Tyler Ulis 2016	Darius Miller 2011
Keldon Johnson 2019 (Coaches)	Ashton Hagans 2019	Brandon Knight 2011
Tyler Herro 2019 (AP)	Nick Richards 2020	Josh Harrellson 2011
SEC Sixth Man of the Year		Anthony Davis 2012
Darius Miller 2012 (Coaches)	Coaches' SEC All-Freshman Team	Terrence Jones 2012
Kyle Wiltjer 2013 (Coaches)	Eric Bledsoe 2010	Aaron Harrison 2014
Devin Booker 2015 (Coaches)	DeMarcus Cousins 2010	Julius Randle 2014
CoSIDA Academic All-America	John Wall 2010	Willie Cauley-Stein 2015
Alex Poysthress (2nd) 2016	Brandon Knight 2011	Aaron Harrison 2015
	Terrence Jones 2011	Andrew Harrison 2015
	Doron Lamb 2011	Jamal Murray 2016
	Anthony Davis 2012	Tyler Ulis 2016
	Michael Kidd-Gilchrist 2012	Bam Adebayo 2017
	Willie Cauley-Stein 2013	De'Aaron Fox 2017
	Archie Goodwin 2013	Dominique Hawkins 2017
	Nerlens Noel 2013	Wenyen Gabriel 2018
	Alex Poysthress 2013	Shai Gilgeous-Alexander 2018
	Julius Randle 2014	Kevin Knox 2018
	James Young 2014	SEC Tournament MVP
	Devin Booker 2015	John Wall 2010
	Trey Lyles 2015	Darius Miller 2011
	Karl-Anthony Towns 2015	Willie Cauley-Stein 2015
	Tyler Ulis 2015	Tyler Ulis 2016
	Jamal Murray 2016	De'Aaron Fox 2017
	Malik Monk 2017	Shai Gilgeous-Alexander 2018



COACH CALIPARI

With a Sweet 16 win over Houston in the 2019 NCAA Tournament, Calipari and the Cats clinched a 30-win season for the fifth time as UK's head coach. Calipari has 11 seasons with 30 or more on-court wins. Only Krzyzewski (15) and Roy Williams (12) have more 30-win seasons as an active head coach. Calipari is the first coach in NCAA Division I history to record five straight on-court 30-win seasons, notching 30 wins in consecutive seasons from 2005-06 to 2009-10.

There's No Place Like Home

Since his 1991-92 season at UMass, John Calipari-coached teams have posted a 395-34 (.921) record at home. At UK, Coach Cal is 185-13 (.934) in Rupp Arena.

In five of Calipari's 12 seasons at Kentucky, the Wildcats have posted an undefeated record at home, including a school-record 19-0 mark during the 2014-15 season.

Calipari owns both of UK's longest winning streaks in the arena. He began his career at UK with a 54-game winning streak at Rupp Arena. It was the longest winning streak since the arena opened in 1976. With a win over Georgia on Feb. 9, 2016, he secured the second-longest streak in the storied building at 34 games (which ended at 42).

Coach	Streak (Yrs)
1. John Calipari	54 (2010-13)
2. John Calipari	42 (2014-17)
3. Rick Pitino	33 (1992-94)
4. Joe B. Hall	30 (1981-82)
5. Rick Pitino	27 (1995-97)

Life Away From Home Isn't So Bad Either

As good as John Calipari's team's have been at home, they're pretty good in hostile environments on the road. Dating back to the 2005-06 season, Calipari has recorded a 109-48 (.694) record on the road. At neutral-site venues, Kentucky is 78-26 (.750) under Calipari.

Calipari at No. 1

John Calipari is one of just two coaches (Frank McGuire) to lead three programs to a No. 1 ranking.

Calipari has led seven of his 12 UK teams to the No. 1 ranking and eight of his last 14 teams to the top (he's done it 10 times overall). When Coach Cal's teams are at the top, they're difficult to knock off:

- Calipari is 110-13 (.894) as the top-ranked Associated Press Top 25 coach in the country
- He's 69-8 (.896) when his team is atop the AP Top 25 as UK's head coach
- Calipari tallied a 32-4 mark at UMass at No. 1 and he was 9-1 at Memphis
- He (110) trails only Duke's Mike Krzyzewski (219) in active coaches with victories at No. 1
- Calipari has coached 123 career games as a No. 1 team, fourth most in NCAA history, trailing Krzyzewski (254), John Wooden (228) and Adolph Rupp (127)
- Among coaches who have owned a No. 1 ranking in at least 119 games, Calipari's winning percentage of .894 trails only Wooden (.952) and is ahead of active coach Krzyzewski (.862)
- Calipari is 6-4 vs. the AP top-ranked team in the land, including 3-2 at Kentucky after defeating Michigan State in 2019-20
- According to ESPN, his .600 winning percentage against AP top-ranked teams is the best for any head coach

The Success Rate

John Calipari has graduated 100% of the players (20 of 20) who have been eligible to receive their diploma by the end of their senior years and exhausted their athletic eligibility. Of that group, Brad Calipari, Patrick Patterson, Jarrod Polson and Alex Poythress completed their degrees in three years.

In the NCAA's Academic Progress Rate, which measures eligibility, retention and graduation, Kentucky has posted a single-year Academic Progress Rate of 977 or higher in every season under Calipari, including a perfect 1,000 in six of the last seven single-year reports. UK's four-year composite score in the most recent report, which was released in May 2020, was a 994 out of 1,000, earning the team an NCAA academic award for the sixth year in a row for finishing in the top 10% of Division I men's basketball programs.

The Wildcats posted a 3.122 grade-point average in the 2020 fall term.

Dream Maker

As someone who prides himself on helping young men reach their dreams, John Calipari has helped 52 players earn selection in the NBA Draft during his college coaching career, including 41 in his first 11 seasons at Kentucky, more than any other coach.

- Four No. 1 overall selections (Derrick Rose, John Wall, Anthony Davis and Karl-Anthony Towns) during the nine drafts from 2008 to 2016. No other coach has more than three No. 1 picks
- In 2010, five of his UK players were selected in the first round for the first time in NBA history
- His six players in the 2012 and 2015 NBA drafts are the most in the two-round era
- Churned out 41 NBA Draft picks, 31 first-rounders (more than the entire Big Ten during the same time span), three No. 1 selections, seven top-five picks and 21 lottery picks at Kentucky
- Of the 66 players who have finished their college careers at Kentucky under Calipari (through the 2019-20 season), 41 have been selected in the NBA Draft, a 62.1% success rate. Another six of those made the NBA, and the majority of the rest were walk-ons
- Of the 28 players at UK who have declared for the NBA Draft after their freshman seasons, 26 have been first-round picks. All previous players (not including Maxey) have played game in the NBA. He is 30 for 32 in that regard when including his players from Memphis
- Only coach to produce the top two picks in the same draft (2012 - Anthony Davis and Michael Kidd-Gilchrist)
- Produced a top-10 pick in 12 straight drafts from 2008-19, the only school to do so during that time period
- Seven of his former players have been named NBA All-Stars (23 total), five have been tabbed All-NBA, three have been named NBA Rookie of the Year, and 14 players from Calipari's first 10 teams at Kentucky have made the NBA All-Rookie teams. Derrick Rose was named NBA MVP in 2011 and Anthony Davis won NBA All-Star MVP honors in 2017

Recruiting Trail

The Wildcats have signed more top-25 players under John Calipari's leadership than any other school. Nearly a quarter of all Rivals' top-10 prospects nationally over the past 12 classes have signed with Coach Cal and the Cats. The following list does not include transfers (freshman signees only).

PLAYER (YEAR)	ESPN	RIVALS	247	MCD	JB
Daimion Collins ('21)	24	10	19		
Nolan Hickman ('21)	61	52	30		
Bryce Hopkins ('21)	32	30	39		
Devin Askew ('20)	26	33	37		Y
Brandon Boston Jr. ('20)	7	5	6	Y	Y
Terrence Clarke ('20)	10	8	10	Y	Y
Cam'Ron Fletcher ('20)	61	49	80		
Isaiah Jackson ('20)	34	28	34		Y
Lance Ware ('20)	46	36	43		
Kareem Watkins ('20)	NR@	NR@	NR@		
Dontaie Allen ('19)	NR	68	98		
Keion Brooks Jr. ('19)	36	29	14		Y
Brennan Canada ('19)	NR@	NR@	NR@		
Johnny Juzang ('19)	30	34	31		
Tyrese Maxey ('19)	13	10	10	Y	Y
Kahlil Whitney ('19)	12	14	11	Y	Y
Ashton Hagans ('18)	20	13	12		
Tyler Herro ('18)	30	36	38		Y
Keldon Johnson ('18)	7	15	18	Y	Y
EJ Montgomery ('18)	14	11	6	Y	Y
Zan Payne ('18)	NR	NR	NR		
Immanuel Quickley ('18)	25	22	19	Y	
Jemarl Baker Jr. ('17)	66	82	90		
Hamidou Diallo ('17)	11~	10~	11		
Shai Gilgeous-Alexander ('17)	35	34	20		
Quade Green ('17)	24	22	33	Y	Y
Kevin Knox ('17)	10	10	18	Y	Y
Nick Richards ('17)	17	17	15	Y	Y
Jarrod Vanderbilt ('17)	19	14	12	Y	Y
PJ Washington ('17)	12	15	9	Y	Y
Bam Adebayo ('16)	5	7	12	Y	Y
Brad Calipari ('16)	NR	NR	NR		
De'Aaron Fox ('16)	6	6	6	Y	Y
Wenyen Gabriel ('16)	14	13	14	Y	Y
Sacha Killeya-Jones ('16)	24	24	25	Y	Y
Malik Monk ('16)	9	9	10	Y	Y
Tai Wynyard ('16)	NR	NR	NR		
Isaiah Briscoe ('15)	13	10	16	Y	Y
Jonny David ('15)	NR@	NR@	NR@		
Isaac Humphries ('15)	49	NR^	62		
Skal Labissiere ('15)	2	1	2	Y	Y
Charles Matthews ('15)	42	48	74	Y	Y
Jamal Murray ('15)	NA^	9	10		
Devin Booker ('14)	18	29	22	Y	Y
Trey Lyles ('14)	6	13	17	Y	Y
Karl-Anthony Towns ('14)	9	5	2	Y	Y
Tyler Ulis ('14)	25	21	20	Y	Y
EJ Floreal ('13)	NR@	NR@	NR@		
Aaron Harrison ('13)	9	7	5	Y	Y
Andrew Harrison ('13)	5	5	3	Y	Y
Dominique Hawkins ('13)	NR	NR	151		
Dakari Johnson ('13)	7	9	8	Y	Y
Marcus Lee ('13)	25	19	14	Y	Y
Julius Randle ('13)	3	2	2	Y	Y
Derek Willis ('13)	NR	115	58		
James Young ('13)	8	11	10	Y	Y
Archie Goodwin ('12)	15	14	18	Y	Y
Willie Cauley-Stein ('12)	40	40	47		
Nerlens Noel ('12)	1	2	1	Y	Y
Alex Poythress ('12)	13	8	7	Y	Y
Anthony Davis ('11)	1	2	1	Y	Y
Michael Kidd-Gilchrist ('11)	4	3	2	Y	Y
Sam Malone ('11)	NR@	NR@	NR@		
Brian Long ('11)	NR@	NR@	NR@		
Marquis Teague ('11)	8	5	6	Y	Y
Kyle Wiltjer ('11)	19	22	21	Y	Y
Terrence Jones ('10)	9	13	8*	Y	Y
Enes Kanter ('10)	25	3	3*		
Brandon Knight ('10)	4	6	6*	Y	Y
Doron Lamb ('10)	29	21	28*	Y	Y
Jarrod Polson ('10)	NR@	NR@	NR* @		
Stacey Poole, Jr. ('10)	51	33	67*		
Eric Bledsoe ('09)	NR	23	37*		
DeMarcus Cousins ('09)	4	2	3*	Y	Y
Jon Hood ('09)	92	40	46*		
Daniel Orton ('09)	13	22	17*	Y	Y
John Wall ('09)	5	1	2*	Y	Y
Top-10 Players	23	26	25		
Top-25 Players	45	47	47		
Top-50 Players	57	61	60		
McDonald's All-Americans				37	
Jordan Brand Classic All-Americans					44

* Scout.com ranking | ~ final ranking in the 2017 class before early enrollment | ^ reclassified after final rankings were released @ originally joined team as walk-on



COACH CALIPARI

Developing Talent

John Calipari hasn't just signed the best talent in the country while he's been at Kentucky; he's been the best at developing that talent and getting it ready for the next level. Of the 39 top-25 Rivals.com players Kentucky has signed who have completed their college eligibility at UK, 33 were drafted and 26 were selected in the first round. But that's only half the story. Calipari's players don't just make it to the pros; they're better prepared than anyone else. The proof is in the numbers.

Entering the 2020-21 NBA season, Calipari's NBA pros had amassed nearly \$3 billion in career NBA contracts, which doesn't include endorsement deals and overseas contracts. Of his UK players in the NBA, they have nearly \$2.6 billion in career contracts.

There's more: Of UK's 21 lottery picks in the Calipari era, 16 have earned second contracts in the NBA with nine of them cashing in on max contracts. Of the four who haven't earned second contracts, all have been drafted in the last five years and still on their rookie deal. Over the last 11 years, there have been 27 lottery picks who earned max contracts in the NBA. Nine of them attended Kentucky.

Double-Digit Win Streaks

John Calipari's teams have posted 19 streaks of 10 or more wins at Kentucky, Memphis and UMass, including seven at UK. They have won 15 or more straight games nine times, 20 or more six times, 25 or more five times, and 30 or more one time. Of course, the most famous streak was the 38-0 start during the 2014-15 season.

1. 38 Kentucky, 2014-15	6. 24 Kentucky, 2011-12	T10. 14 UMass, 1991-92	T16. 10 Kentucky, 2018-19
2. 27 Memphis, 2008-09	7. 19 Kentucky, 2009-10	T12. 12 Memphis, 2007-08	T16. 10 Kentucky, 2010-11
T3. 26 Memphis, 2007-08	8. 16 UMass, 1994-95	T12. 12 Memphis, 2002-03	T16. 10 Memphis, 2001-02
T3. 26 UMass, 1995-96	9. 15 Memphis, 2005-06	T12. 12 UMass, 1992-93	T16. 10 UMass, 1993-94
5. 25 Memphis, 2006-07	T10. 14 Kentucky, 2016-17	15. 11 Memphis, 2003-04	

Calipari Knows Defense

Defense has always been a staple of John Calipari-coached teams. Dating back to complete NCAA records beginning in 2001-02, Calipari's teams have been among national leaders in several critical defensive categories. Rankings are through games on Jan. 5.

Year	FG% Def.	3PT FG% Def.	Rebound Margin	Scoring Margin	Blocks
2001-02 (UM)	13th (39.5)	N/A (29.3)	11th (+6.6)	15th (+11.2)	54th (4.4)
2002-03 (UM)	28th (40.6)	N/A (29.3)	44th (+4.1)	32nd (+8.0)	26th (5.1)
2003-04 (UM)	34th (40.5)	N/A (35.8)	58th (+3.4)	48th (+7.1)	20th (5.0)
2004-05 (UM)	4th (38.4)	N/A (32.7)	75th (+2.9)	62nd (+5.9)	13th (5.4)
2005-06 (UM)	2nd (38.0)	N/A (30.3)	9th (+6.7)	5th (+14.6)	8th (6.4)
2006-07 (UM)	12th (39.0)	N/A (31.3)	28th (+5.3)	5th (+5.8)	12th (5.9)
2007-08 (UM)	12th (39.1)	N/A (30.2)	16th (+6.2)	2nd (+18.0)	8th (6.1)
2008-09 (UM)	1st (37.1)	10th (30.0)	19th (+6.1)	2nd (+16.3)	7th (6.0)
2009-10 (UK)	3rd (37.8)	47th (31.3)	4th (+8.1)	6th (+14.3)	4th (7.2)
2010-11 (UK)	15th (39.4)	59th (32.4)	60th (+3.6)	13th (+11.4)	3rd (6.3)
2011-12 (UK)	1st (37.4)	67th (31.8)	12th (+6.8)	1st (+16.8)	1st (8.6)
2012-13 (UK)	30th (39.2)	104th (32.4)	48th (+4.3)	48th (+8.2)	3rd (6.6)
2013-14 (UK)	59th (41.1)	67th (32.2)	2nd (+9.4)	43rd (+8.2)	13th (5.9)
2014-15 (UK)	1st (35.4)	3rd (27.1)	15th (+6.8)	1st (+20.1)	2nd (6.9)
2015-16 (UK)	24th (39.7)	75th (32.6)	39th (+5.2)	17th (+11.4)	6th (5.8)
2016-17 (UK)	98th (42.4)	12th (30.6)	39th (+4.7)	9th (+13.4)	15th (5.3)
2017-18 (UK)	14th (40.4)	4th (30.1)	40th (+5.1)	68th (+6.5)	31st (4.8)
2018-19 (UK)	19th (40.0)	189th (34.3)	4th (+9.4)	21st (+11.1)	21st (4.8)
2019-20 (UK)	20th (39.4)	58th (30.7)	58th (+4.2)	40th (+8.3)	17th (4.9)
2020-21 (UK)	94th (40.8)	56th (29.3)	117th (+3.3)	220th (-0.4)	4th (6.0)

Calipari Nearly Perfect vs. Former Assistants

John Calipari has made it known that he doesn't enjoy coaching against friends. That hasn't stopped him from winning anyway. Calipari is 17-1 all-time when coaching against former assistants. He suffered his first and only loss to a former assistant against former Memphis assistant Josh Pastner, now the head coach of Georgia Tech, on Dec. 6, 2020.

- Orlando Antigua - 1-0
- Tony Barbee - 8-0
- Bruiser Flint - 2-0
- Derek Kellogg - 1-0
- Chuck Martin - 2-0
- Josh Pastner - 1-1
- Steve Roccaforte - 2-0

#LaFamilia NBA Awards

NBA Player of the Year Derrick Rose	2011	All-NBA Rookie Team Tyler Herro (2nd) PJ Washington (2nd)	2020 2020	Anthony Davis (2nd) John Wall (2nd) Marcus Camby (1st)	2015 2015 2008	Anthony Davis John Wall Derrick Rose	2014 2014 2012
NBA Rookie of the Year Karl-Anthony Towns Tyreke Evans Derrick Rose	2016 2010 2009	Shai Gilgeous-Alexander (2nd) Jamal Murray (2nd) Karl-Anthony Towns (1st) Devin Booker (1st) Willie Cauley-Stein (2nd)	2019 2017 2016 2016 2016	Marcus Camby (1st) Marcus Camby (1st) Marcus Camby (2nd) Marcus Camby (2nd)	2007 2006 2006 2005	Derrick Rose Derrick Rose Derrick Rose	2011 2011 2010
NBA Defensive Player of the Year Marcus Camby	2007	Nerlens Noel (1st) Anthony Davis (1st) Michael Kidd-Gilchrist (2nd) Brandon Knight (1st) DeMarcus Cousins (1st) John Wall (1st)	2015 2013 2013 2012 2011 2011	NBA All-Star Team Bam Adebayo Devin Booker Anthony Davis Anthony Davis Karl-Anthony Towns DeMarcus Cousins Anthony Davis Karl-Anthony Towns John Wall	2020 2020 2020 2019 2019 2018 2018 2017	All-Star Game MVP Anthony Davis	2017
NBA Cares Community Assist Award DeMarcus Cousins John Wall	2017 2016	Eric Bledsoe (2nd) Tyreke Evans (1st) Derrick Rose (1st) Marcus Camby (1st)	2011 2010 2010 1997	DeMarcus Cousins Anthony Davis John Wall DeMarcus Cousins Anthony Davis John Wall Karl-Anthony Towns John Wall	2018 2018 2018 2017 2017 2017 2016 2016	Rising Stars Challenge MVP Jamal Murray John Wall Tyreke Evans	2017 2011 2010
All-NBA Team Anthony Davis (1st) Anthony Davis (1st) Karl-Anthony Towns (3rd) Anthony Davis (1st) John Wall (3rd) DeMarcus Cousins (2nd) Anthony Davis (1st) DeMarcus Cousins (2nd) Derrick Rose (1st) Derrick Rose (1st)	2020 2018 2018 2017 2017 2016 2015 2015 2012 2011	All-NBA Defensive Team Bam Adebayo (2nd) Anthony Davis (1st) Eric Bledsoe (2nd) Eric Bledsoe (1st) Anthony Davis (1st) Anthony Davis (2nd)	2020 2020 2020 2019 2018 2017	DeMarcus Cousins Anthony Davis John Wall DeMarcus Cousins Anthony Davis John Wall DeMarcus Cousins Anthony Davis John Wall	2017 2017 2017 2016 2016 2015 2015 2015 2015	Slam Dunk Contest Winner Hamidou Diallo John Wall	2019 2014
						3-Point Contest Winner Devin Booker	2018
						Skills Challenge Winner Bam Adebayo Karl-Anthony Towns	2020 2016



COACH CALIPARI

A “players-first” coach with a penchant for helping people reach their dreams, John Calipari, a Naismith Memorial Basketball Hall of Famer, has guided six teams to the Final Four, led one to a national championship and helped 52 players earn selection in the NBA Draft during his 28-year college coaching career.

Calipari guided Kentucky to its eighth national championship and his first national title in 2012. In becoming only the second coach in NCAA history to lead three different schools to the Final Four, he has racked up nearly 800 on-court victories, 20 NCAA Tournament on-court appearances, six Final Fours and numerous national coach of the year honors.

From UMass to Memphis and now Kentucky, Calipari’s career has been successful throughout, but his most recent run in Lexington has been the best stretch of his career. During Calipari’s first 11 seasons at UK, he’s led all coaches in NCAA Tournament wins (31), Final Fours (four), Elite Eights (seven) and Sweet 16s (eight). He’s in the top three in total wins (330) in that time span.

In 2015, Coach Cal led college basketball’s first ever 38-0 team, and became one of just three coaches to make four Final Fours in a five-year span. At the end of the season, Calipari became the 96th coach to join the Naismith Memorial Basketball Hall of Fame.

While building a program out of obscurity at Massachusetts, laying the foundation at Memphis and restoring luster at the sport’s greatest program at Kentucky, he totaled the second-most wins in NCAA history in the first 20 years of a college coaching career.

Quite honestly, though, Calipari’s on-court success overshadows a much more significant picture.

In his goal to lead a players-first program, he has helped more than 50 young men realize their dreams and reach the NBA level with 52 players earning NBA Draft selections, including a record five first-round draft picks in 2010. Two years later, six Wildcats heard their names called at the 2012 draft, the most in the two-round draft era. UK, with Calipari’s help, would tie those six picks again in 2015, including a record-tying four lottery selections. His four No. 1 overall picks are more than any other coach, and he’s had 41 players drafted during his first 11 years at Kentucky, including 31 first-round picks, more than the entire Big Ten combined in that time span.

Calipari’s players have entered the league NBA-ready. His players have garnered 23 All-Star selections, with Anthony Davis winning the game’s MVP honor in 2017. Derrick Rose was named NBA MVP in 2011. Five of his players have been tabbed All-NBA, three have been named NBA Rookie of the Year, and 14 players from Calipari’s first 10 teams at Kentucky have made the NBA All-Rookie teams.

Much like he did at UMass, where his players graduated at nearly 80%, Calipari has stressed academics. Fifteen of his last 18 seniors at Memphis earned their bachelor’s degrees, and all 18 players at UK who were eligible to graduate by the end of their senior years walked away with a diploma in hand, including four players who earned their degree in just three years. Calipari’s teams routinely have posted a combined team grade-point average of 3.0 or better.

Calipari has raised millions of dollars to help the lives of those in need in the Commonwealth and beyond. He has had a particular passion to assist those impacted by natural disasters. For instance, in 2010, he used a telethon to raise more than \$1 million for victims of the devastating earthquake in Haiti. He followed that up with telethons in 2012, raising \$1 million for victims of Superstorm Sandy, and in 2017, for victims of Hurricane Harvey.

Calipari launched his foundation in 2012, and since then the foundation has worked with several key partners and donated more than \$1.5 million, a figure that does not include matching funds that have been contributed from individuals and corporations. In 2013, Calipari initiated hosting an annual alumni weekend around his basketball fantasy experience with the intent to raise money for charity. After generating \$350,000 for selected organizations and charities during the inaugural game, the weekend has generated millions of dollars for charity since its inception.

In 2019, when federal workers were without pay due to a government shutdown, he, his wife and his foundation assisted workers with financial help and grocery gift cards. He and his wife, Ellen, teamed up with Fayette County Public Schools to help families in need during the COVID-19 pandemic.

His latest efforts include spearheading the creation of the John McLendon Minority Leadership Initiative, a nationwide coach-driven initiative to provide minorities a jump-start to their careers through practical experiences, opportunities to build their network and instilling the values of John McLendon: integrity, education, leadership and mentorship. Participants in the initiative will be known as MLI Future Leaders.

In 2017, Coach Cal was named the head coach of the 2017 USA Basketball Men’s U19 World Cup Team, which finished third at the 2017 FIBA U19 World Cup in Cairo.

Author of five books, including the New York Times Best Seller “Players First: Coaching from the Inside Out,” Calipari is a master of communication and maximizing talent. He lives by the motto that “it’s never a matter of how far you have fallen, but instead it’s about how high you bounce back.”

BIOGRAPHICAL INFORMATION

Date of Birth: Feb. 10, 1959 | **Wife:** Ellen
Children: Erin, Megan, Brad

Education

Clarion State (1982)

Head Coaching Experience

University of Massachusetts (1989-96)

New Jersey Nets (NBA) (1997-99)

University of Memphis (2001-09)

University of Kentucky (2010-present)

COACHING AWARDS

- NABC District 20 Coach of the Year
- USBWA District IV Coach of the Year
- 2020 SEC Coach of the Year (Coaches)
- 2019 *The Sporting News* Coach of the Decade
- 2018 Naismith Hall of Fame 'Service Above Self' Honoree
- 2018 NABC Metropolitan Award
- 2015 Naismith Memorial Basketball Hall of Fame Inductee
- 2015 AP National Coach of the Year
- 2015 Naismith National Coach of the Year
- 2015 NABC National Coach of the Year
- 2015 *The Sporting News* National Coach of the Year
- 2015 Adolph Rupp National Coach of the Year
- 2015 SEC Coach of the Year (AP/Coaches)
- 2015 USBWA District IV Coach of the Year
- 2012 Nell & John Wooden Coach of the Year Leadership Award
- 2012 Naismith National Coach of the Year Finalist
- 2012 SEC Coach of the Year (AP/Coaches)
- 2010 Adolph Rupp National Coach of the Year
- 2010 Naismith National Coach of the Year Finalist
- 2010 SEC Coach of the Year (AP)
- 2010 *Sporting News* SEC Coach of the Year
- 2010 Yahoo! Sports SEC Coach of the Year
- 2010 USBWA District IV Coach of the Year
- 2009 NABC National Co-Coach of the Year
- 2009 *Sports Illustrated* National Coach of the Year
- 2009 Phelan National Coach of the Year
- 2009 Iba National Coach of the Year Finalist
- 2009 C-USA Coach of the Year
- 2008 Naismith National Coach of the Year
- 2008 C-USA Coach of the Year
- 2008 Iba National Coach of the Year Finalist
- 2008 Phelan National Coach of the Year Finalist
- 2007 Phelan National Coach of the Year Finalist
- 2007 USBWA District IV Coach of the Year
- 2007 *Basketball Times* South Region Coach of the Year
- 2006 C-USA Coach of the Year
- 2004 NABC District 7 Coach of the Year
- 1996 Naismith National Coach of the Year
- 1996 NABC National Coach of the Year
- 1996 *The Sporting News* National Coach of the Year
- 1996 Atlantic 10 Coach of the Year
- 1995 Naismith National Coach of the Year Finalist
- 1994 Naismith National Coach of the Year Finalist
- 1994 Atlantic 10 Coach of the Year
- 1993 USBWA District I Coach of the Year
- 1993 Atlantic 10 Coach of the Year
- 1992 Eastern Basketball Coach of the Year



COACH CALIPARI

NCAA DIVISION I ACTIVE WINNINGEST COACHES

(On-court by percentage - min. 10 yrs. at Division I level)

NO.	COACH/TEAM	YRS.	PCT.
1.	Mark Few/Gonzaga	21	.828
2.	John Calipari/Kentucky	28	.781
3.	Roy Williams/UNC	32	.778
4.	Mike Krzyzewski/Duke	45	.768
	Bill Self/Kansas	27	.768

*numbers at the conclusion of the 2019-20 season

SINCE 2005-06 ...

Since the 2005-06 season, John Calipari's on-court record ranks him as the winningest coach. Totals through games on Jan. 5.

COACH	RECORD
1. John Calipari	470-97
2. Bill Self	463-95
3. Mark Few	450-87
4. Mike Krzyzewski	439-106
5. Roy Williams	422-140

MISCELLANEOUS ON-COURT RECORDS

Overall On-Court Record: 778-223 (.777)
 March/April Record: 164-48 (.774)
 NCAAT Record: 56-19 (.747)
 Record in Conference Games: 361-107 (.771)
 Record in Conference Tournament: 57-12 (.826)

- Calipari owns the NCAA's most single-season wins with 38, tying his own record (Memphis in '08 and UK in '12) in 2015 with 38 wins. He owns the most single-season wins at UMass, Memphis and UK
- Calipari is the winningest coach in NCAA Division I history for a five-year span with 173 victories (2008-12)
- Calipari is the first coach in NCAA Division I history to record five straight on-court 30-win seasons. Memphis hit the 30-win plateau from 2006-09
- Calipari is one of only two coaches (Rick Pitino) to lead three different schools to a Final Four
- Calipari is one of only three coaches (John Wooden, Mike Krzyzewski) to go to four Final Fours in five seasons
- Calipari has advanced to the Sweet 16 in 12 of the last 14 NCAA Tournaments and the Elite Eight in 10 of the last 14
- Calipari started with a 54-0 record in Rupp Arena as head coach of the Wildcats
- Calipari has helped 41 players earn selection in the NBA Draft (31 first-round picks) over the last 11 seasons
- Calipari has more wins (327) in a 10-year period (2006-15) than any other coach in college basketball history
- Calipari is the fourth-fastest NCAA Division I men's basketball coach to reach 300 victories at a single school
- Calipari's 31 combined regular season and tournament league titles trail only Mark Few (35) of Gonzaga for the most among active coaches
- Calipari became the fourth-fastest coach to 700 on-court wins, behind Adolph Rupp, Jerry Tarkanian and Roy Williams
- Calipari has the second-most wins in school history, behind only Adolph Rupp
- Calipari's 31 NCAA Tournament wins are the most in school history. Rupp had 30

CAL IN CONFERENCE

SEC COACHES	CONFERENCE CHAMPIONSHIPS	Tournament Championships	Conference Coach of the Year
Nate Oats, Alabama	2	3	2
Eric Musselman, Arkansas	3	1	1
Bruce Pearl, Auburn	8	3	7
Michael White, Florida	3	0	3
Tom Crean, Georgia	3	0	3
John Calipari, Kentucky	16	15	10
Will Wade, LSU	1	0	1
Cuonzo Martin, Missouri	1	0	1
Kermit Davis, Ole Miss	7	4	4
Ben Howland, Mississippi State	7	4	3
Frank Martin, South Carolina	0	0	1
Rick Barnes, Tennessee	4	1	6
Buzz Williams, Texas A&M	1	0	0
Jerry Stackhouse, Vanderbilt	0	0	0
TOTALS	56	31	42

CALIPARI VS. ALL OPPONENTS

Abilene Christian 1-0	Furman 1-0	Mount St. Mary's 1-0	St. Joseph's 15-5
Alabama 17-4	George Mason 1-0	Murray State 1-0	St. Mary's 1-0
Albany 1-0	George Washington 8-9	Nevada 1-0	St. Peter's 1-0
Arizona 1-1	Georgetown 2-1	New Hampshire 5-0	Stanford 3-2
Arizona State 2-1	Georgia 19-2	New Mexico 1-0	Stephen F. Austin 1-0
Arkansas 13-6	Georgia Tech 2-2	New Orleans 1-0	Stony Brook 1-0
Arkansas-Little Rock 3-0	Gonzaga 4-0	NJIT 1-0	Syracuse 3-2
Arkansas-Pine Bluff 1-0	Grand Canyon 1-0	North Carolina 7-4	TCU 7-1
Arkansas State 4-0	Hampton 1-0	North Carolina State 1-0	Temple 13-11
Auburn 12-4	Hartford 2-0	North Dakota 1-0	Tennessee 17-12
Austin Peay 6-1	Harvard 2-0	North Texas 1-0	Tennessee State 1-0
Baylor 1-2	Hofstra 1-0	Northeastern 3-1	Tennessee Tech 1-0
Belmont 2-0	Holy Cross 4-1	Northern Kentucky 2-0	Texas 2-2
Boise State 1-0	Houston 17-3	Northwestern State 1-0	Texas A&M 10-3
Boston 7-1	Howard 1-0	Notre Dame 2-2	Texas Tech 1-0
Boston College 2-0	Illinois 1-1	Oakland 1-0	Towson State 1-0
Bradley 1-0	Illinois State 1-0	Ohio State 1-3	Troy 1-0
Bucknell 1-0	Indiana 3-2	Oklahoma 5-1	Tulane 16-0
Buffalo 3-0	Iowa 0-1	Oklahoma State 0-2	Tulsa 11-1
BYU 1-0	Iowa State 2-0	Old Dominion 2-0	UAB 15-3
Cal State Northridge 1-0	Jackson State 2-0	Ole Miss 16-4	UCF 5-0
Canisius 1-0	Kansas 4-7	Oral Roberts 1-0	UCLA 4-4
Central Conn. St. 2-0	Kansas State 2-1	Oregon State 1-0	UIC 1-0
Charlotte 2-3	Keene State 1-0	Pennsylvania 3-0	UNC Asheville 2-0
Chattanooga 2-0	Kentucky 2-4	Penn State 4-4	UNC Greensboro 2-0
Christian Brothers 2-0	La Salle 3-0	Pepperdine 1-0	UNC Wilmington 1-0
Cincinnati 6-7	Lafayette (Pa.) 1-0	Pittsburgh 2-1	USF 10-1
Cleveland State 4-0	Lamar 5-0	Portland 3-0	Utah 2-2
Coastal Carolina 1-0	LIU-Brooklyn 1-0	Princeton 2-0	Utah Valley 2-0
Colorado 1-1	Lipscomb 1-0	Providence 3-1	UTEP 5-0
Colorado State 0-1	Long Beach State 1-0	Purdue 2-1	UT Arlington 3-0
Columbia 1-0	Louisiana Tech 1-1	Radford 1-0	UT Martin 5-0
Connecticut 2-5	Louisville 17-8	Rhode Island 16-2	Valparaiso 1-0
Coppin State 1-0	Loyola 1-0	Rice 4-0	Vanderbilt 20-4
Cornell 1-0	Lowell 2-1	Richmond 1-1	Vermont 3-0
Dartmouth 1-0	LSU 12-3	Rider 1-0	Villanova 2-0
Davidson 1-0	Manhattan 2-0	Robert Morris 1-1	Virginia 0-1
Dayton 1-0	Marist 2-0	Rutgers 11-4	Virginia Tech 3-0
DePaul 4-2	Marquette 3-1	Saint Louis 4-3	VMI 1-0
Detroit 1-0	Marshall 6-0	Sam Houston State 1-0	Wake Forest 2-1
Drexel 2-0	Maryland 5-3	Samford 3-0	Washington 1-0
Duke 1-3	Massachusetts 1-0	Santa Clara 1-0	West Virginia 13-7
Duquesne 12-4	Memphis 1-0	Savannah State 1-0	Western Kentucky 2-0
East Carolina 7-0	Miami (Fla.) 0-1	Seton Hall 1-1	Wichita State 2-0
East Tennessee State 4-0	Miami (Ohio) 2-0	Siena 4-0	Winthrop 3-0
Eastern Kentucky 4-0	Michigan 1-0	SMU 7-0	Wisconsin 1-1
Eastern Michigan 2-0	Michigan State 3-1	South Carolina 14-4	Wofford 2-0
Evansville 0-1	Middle Tennessee 3-0	Southern Cal 2-0	Wright State 1-0
Fairfield 1-0	Milwaukee 1-0	South Connecticut 1-0	Xavier 2-2
Fairleigh Dickinson 1-0	Mississippi State 16-0	Southeastern Louisiana 3-0	Yale 1-0
Florida 19-8	Mississippi Valley St. 1-0	Southern Illinois 1-0	
Florida State 1-1	Missouri 10-3	Southern Miss 15-4	
Florida Tech 0-1	Monmouth 2-0	Southwest Texas St. 1-0	
Fordham 5-0	Montana State 1-0	St. Bonaventure 17-1	
Fort Wayne 1-0	Morehead State 3-0	St. John's 1-0	



INDIVIDUAL GAME RECORDS CAL ERA

MOST POINTS			MOST REBOUNDS			MOST POINTS/REBOUNDS/ASSISTS		
Pts.	Player vs. Opponent	Date	Rebs	Player vs. Opponent	Date	P/R/A	Player vs. Opponent	Date
47	Malik Monk vs. North Carolina	12/17/16	19	Nick Richards vs. SOUTHERN ILLINOIS	11/9/18	49 (47/0/2)	Malik Monk vs. UNC	12/17/16
39	De'Aaron Fox vs. UCLA	3/24/17	19	Michael Kidd-Gilchrist vs. LOUISVILLE	12/31/11	47 (27/17/3)	Terrence Jones vs. Notre Dame	12/8/10
37	Malik Monk vs. GEORGIA	1/31/17	18	PJ Washington vs. VMI	11/18/18	46 (29/13/4)	PJ Washington vs. Seton Hall	12/8/18
35	Jamal Murray vs. FLORIDA	2/6/16	18	Bam Adebayo vs. Northern Kentucky	3/17/17	46 (39/3/4)	De'Aaron Fox vs. UCLA	3/24/17
35	Terrence Jones vs. AUBURN	1/11/11	18	Anthony Davis vs. CHATTANOOGA	12/17/11	45 (29/13/3)	Terrence Jones vs. Oklahoma	11/22/10
34	Kevin Knox at West Virginia	1/27/17	18	DeMarcus Cousins vs. LOUISVILLE	1/2/10	45 (27/18/0)	DeMarcus Cousins vs. SAM HOUSTON STATE	11/19/09
34	Malik Monk at Ole Miss	12/29/16	18	Patrick Patterson vs. RIDER	11/21/09	44 (24/19/1)	Michael Kidd-Gilchrist vs. LOUISVILLE	12/31/11
33	Malik Monk vs. FLORIDA	2/25/17	18	DeMarcus Cousins vs. SAM HOUSTON STATE	11/19/09	43 (33/9/2)	Jamal Murray at Vanderbilt	2/27/16
33	Jamal Murray at Vanderbilt	2/27/16	17	Keldon Johnson vs. AUBURN	2/23/19	43 (35/8/0)	Terrence Jones vs. AUBURN	1/11/11
33	Jamal Murray vs. Ohio State	12/19/15	17	Terrence Jones vs. Notre Dame	12/8/10	42 (33/4/5)	Malik Monk vs. FLORIDA	2/25/17
32	Doron Lamb vs. WINTHROP	12/22/10	17	Terrence Jones at Washington	12/23/10	42 (23/11/8)	Isaiah Briscoe vs. GEORGIA	1/31/17
30	Immanuel Quickley at Texas A&M	2/25/20	16	Wenven Gabriel vs. AUBURN	1/14/17	42 (35/6/1)	Jamal Murray vs. FLORIDA	2/6/16
30	Shai Gilgeous-Alexander vs. VANDERBILT	1/30/18	16	Julius Randle vs. LSU	3/14/14			
30	Tyler Ulis vs. Texas A&M	3/13/16	16	Julius Randle vs. UNC ASHEVILLE	11/8/13			
30	Brandon Knight vs. West Virginia	3/19/11	16	Nerlens Noel vs. BAYLOR	12/1/12			
			16	Anthony Davis vs. Kansas	4/2/12			
			16	Anthony Davis vs. LITTLE ROCK	1/3/12			
SEC: 37, Malik Monk vs. GEORGIA, 1/31/17			SEC: 17, Keldon Johnson vs. AUBURN, 2/23/19			MOST POINTS WITHOUT A TURNOVER		
Postseason: 39, De'Aaron Fox vs. UCLA, 3/24/17			Postseason: 18, Bam Adebayo vs. NKU, 3/17/17			Mins. Player vs. Opponent Date		
SEC Tourney: 30, Tyler Ulis vs. Texas A&M, 3/13/16			SEC Tourney: 16, Julius Randle vs. LSU, 3/14/14			44 Reid Travis vs. Auburn 3/3/19		
NCAA Tourney: 39, De'Aaron Fox vs. UCLA, 3/24/17			NCAA Tourney: 18, Bam Adebayo vs. NKU, 3/17/17			44 Darius Miller at Arkansas 2/23/11		
Rupp Arena: 37, Malik Monk vs. GEORGIA, 1/31/17			Rupp Arena: 19, Nick Richards vs. SOUTHERN ILLINOIS, 11/9/18			41 Aaron Harrison vs. LSU 2/22/14		
On the Road: 34, Kevin Knox at West Virginia, 1/27/17			On the Road: 17, Terrence Jones at Washington, 11/23/10			40 Tyler Ulis vs. Duke 11/17/15		
Neutral: 47, Malik Monk vs. North Carolina, 12/17/16			SEC Road: 15, Bam Adebayo at Missouri, 2/21/17			40 Aaron Harrison vs. OLE MISS 1/6/15		
SEC Road: 34, Malik Monk at Ole Miss, 12/29/16			Ranked Opp.: 19, Michael Kidd-Gilchrist vs. LOUISVILLE, 12/31/11			40 Alex Poythress vs. MISSOURI 2/23/13		
Ranked Opp.: 47, Malik Monk vs. North Carolina, 12/17/16			Freshman: 19, Michael Kidd-Gilchrist vs. LOUISVILLE, 12/31/11			39 Nick Richrds at Texas Tech 1/25/20		
Freshman: 47, Malik Monk vs. North Carolina, 12/17/16			Sophomore: 19, Nick Richards vs. SOUTHERN ILLINOIS, 11/9/18			39 Nerlens Noel vs. TEXAS A&M 1/12/13		
Sophomore: 30, Immanuel Quickley at Texas A&M, 2/25/20			Junior: 18, Patrick Patterson vs. RIDER, 11/21/09			39 Ryan Harrow at Louisville 12/29/12		
Junior: 27, Nick Richards vs. MISSISSIPPI STATE, 2/4/20			Senior: 14, Josh Harrellson at Arkansas, 2/23/11			39 Anthony Davis vs. ALABAMA 1/21/12		
Senior: 25, Alex Poythress at Alabama, 1/19/16			SEC Opener: 13, Lance Ware at Mississippi State, 1/2/21			39 Michael Kidd-Gilchrist vs. LOUISVILLE 12/31/11		
Opener: 26, Tyrese Maxey vs. Michigan State, 11/5/19			SEC Opener: 13, Lance Ware at Mississippi State, 1/2/21					
SEC Opener: 34, Malik Monk at Ole Miss, 12/29/16								
**In some cases, the most recent occurrence is listed								
MOST POINTS IN AN SEC GAME			MOST OFFENSIVE REBOUNDS			MOST BLOCKED SHOTS		
Pts.	Player vs. Opponent	Date	Rebs	Player vs. Opponent	Date	Bks.	Player vs. Opponent	Date
37	Malik Monk vs. GEORGIA	1/31/17	9	Nick Richards vs. SOUTHERN ILLINOIS	11/9/18	12	Nerlens Noel at Ole Miss	1/29/13
35	Jamal Murray vs. FLORIDA	2/6/16	9	Willie Cauley-Stein vs. ARKANSAS	2/27/14	9	Willie Cauley-Stein vs. BOISE STATE	12/10/13
35	Terrence Jones vs. AUBURN	1/11/11	9	DeMarcus Cousins vs. OLE MISS	2/2/10	9	Willie Cauley-Stein vs. Providence	12/1/13
34	Malik Monk at Ole Miss	12/29/16	9	Patrick Patterson vs. RIDER	11/21/09	8	Isaiah Jackson vs. Kansas	12/1/20
33	Malik Monk vs. FLORIDA	2/25/17	8	Bam Adebayo vs. UT MARTIN	11/25/16	8	Nerlens Noel at Alabama	1/22/13
33	Jamal Murray at Vanderbilt	2/27/16	8	Dakari Johnson vs. GRAND CANYON	11/14/14	8	Anthony Davis at South Carolina	2/4/12
30	Immanuel Quickley at Texas A&M	2/25/20	8	DeMarcus Cousins vs. VANDERBILT	1/30/10	8	Anthony Davis vs. ST. JOHN'S	12/1/11
30	Shai Gilgeous-Alexander vs. VANDERBILT	1/30/18	8	Patrick Patterson at Indiana	12/12/09	7	Nick Richards vs. LAMAR	11/24/19
29	Tyler Herro vs. ARKANSAS	2/26/19	8	DeMarcus Cousins vs. SAM HOUSTON STATE	11/19/09	7	Karl-Anthony Towns vs. VANDERBILT	1/20/15
28	Jamal Murray vs. TENNESSEE	2/18/16				7	Willie Cauley-Stein vs. EAST MICHIGAN	11/27/13
28	Anthony Davis vs. VANDERBILT	2/25/12				7	Willie Cauley-Stein vs. MISSOURI	2/23/13
						7	Nerlens Noel at Auburn	1/19/13
						7	Nerlens Noel vs. TEXAS A&M	1/12/13
						7	Nerlens Noel vs. LIPSCOMB	12/15/12
						7	Nerlens Noel vs. PORTLAND	12/8/12
						7	Anthony Davis vs. Western Kentucky	3/15/12
						7	Anthony Davis at Vanderbilt	2/11/12
						7	Anthony Davis vs. TENNESSEE	1/31/12
						7	Anthony Davis vs. ARKANSAS	1/17/12
						7	Anthony Davis vs. SOUTH CAROLINA	1/7/12
						7	Anthony Davis vs. Kansas	11/15/11
SEC: 12, Nerlens Noel at Ole Miss, 1/29/13			MOST DEFENSIVE REBOUNDS			SEC: 12, Nerlens Noel at Ole Miss, 1/29/13		
Postseason: 7, A. Davis vs. Western Kentucky, 3/15/12			Rebs Player vs. Opponent Date			Postseason: 7, A. Davis vs. Western Kentucky, 3/15/12		
SEC Tourney: 6, Anthony Davis vs. LSU, 3/11/12			15 Terrence Jones vs. Notre Dame 12/8/10			SEC Tourney: 6, Anthony Davis vs. LSU, 3/11/12		
NCAA Tourney: 7, A. Davis vs. Western Kentucky, 3/15/12			14 Keldon Johnson vs. AUBURN 2/23/19			NCAA Tourney: 7, A. Davis vs. Western Kentucky, 3/15/12		
Rupp Arena: 9, Willie Cauley-Stein vs. BOISE STATE, 12/10/13			14 DeMarcus Cousins vs. LOUISVILLE 1/2/10			Rupp Arena: 9, Willie Cauley-Stein vs. BOISE STATE, 12/10/13		
On the Road: 12, Nerlens Noel at Ole Miss, 1/29/13			13 Anthony Davis vs. LSU 3/9/12			On the Road: 12, Nerlens Noel at Ole Miss, 1/29/13		
SEC Road: 12, Nerlens Noel at Ole Miss, 1/29/13			13 Michael Kidd-Gilchrist vs. LOUISVILLE 12/31/11			SEC Road: 12, Nerlens Noel at Ole Miss, 1/29/13		
Ranked Opp.: 12, Nerlens Noel at Ole Miss, 1/29/13			13 Anthony Davis vs. CHATTANOOGA 12/17/11			Ranked Opp.: 12, Nerlens Noel at Ole Miss, 1/29/13		
Freshman: 12, Nerlens Noel at Ole Miss, 1/29/13			13 Terrence Jones vs. Washington 11/23/10			Freshman: 12, Nerlens Noel at Ole Miss, 1/29/13		
Sophomore: 9, Willie Cauley-Stein vs. BOISE STATE, 12/10/13			12 Immanuel Quickley vs. AUBURN 2/29/20			Sophomore: 9, Willie Cauley-Stein vs. BOISE STATE, 12/10/13		
Junior: 7, Nick Richards vs. LAMAR, 11/24/19			12 Jarred Vanderbilt vs. MISSOURI 2/24/18			Junior: 7, Nick Richards vs. LAMAR, 11/24/19		
Senior: 6, Josh Harrellson vs. PENN, 1/3/11			12 Bam Adebayo vs. Northern Kentucky 3/17/17			Senior: 6, Josh Harrellson vs. PENN, 1/3/11		
Opener: 5, Anthony Davis vs. MARIST, 11/11/11			12 Karl-Anthony Towns vs. GEORGIA 2/3/15			Opener: 5, Anthony Davis vs. MARIST, 11/11/11		
SEC Opener: 7, Anthony Davis vs. SOUTH CAROLINA, 1/7/12			12 Julius Randle vs. Kansas State 3/21/14			SEC Opener: 7, Anthony Davis vs. SOUTH CAROLINA, 1/7/12		
**In some cases, the most recent occurrence is listed			12 Anthony Davis vs. Kansas 4/2/12			**In some cases, the most recent occurrence is listed		
			12 Anthony Davis vs. Louisville 3/31/12					
			12 Anthony Davis vs. LITTLE ROCK 1/3/12					
MOST POINTS OFF THE BENCH			MOST ASSISTS			MOST STEALS		
Pts.	Player vs. Opponent	Date	Asssts.	Player vs. Opponent	Date	Stls.	Player vs. Opponent	Date
35	Terrence Jones vs. AUBURN	1/11/11	26	John Wall vs. HARTFORD	12/29/09	8	Ashton Hagans vs. North Carolina	12/22/18
32	Doron Lamb vs. WINTHROP	12/22/10	14	Tyler Ulis vs. LSU	3/5/16	6	Tyler Ulis vs. OLE MISS	1/2/16
28	PJ Washington vs. Auburn	3/31/19	14	John Wall vs. UNC Asheville	11/30/09	6	Willie Cauley-Stein vs. GEORGIA	1/25/14
27	Malik Monk vs. VANDERBILT	2/28/17	14	Ashton Hagans vs. UAB	11/29/19	6	Nerlens Noel vs. BAYLOR	12/12/12
26	Tyrese Maxey vs. Michigan State	11/5/19	12	Ashton Hagans vs. Tennessee	3/16/19	6	John Wall vs. UConn	12/9/09
26	Kyle Wiltjer at Ole Miss	1/29/13	12	De'Aaron Fox vs. STEPHEN F. AUSTIN	11/11/16	6	John Wall vs. UNC Asheville	11/30/09
24	Shai Gilgeous-Alexander vs. LOUISVILLE	12/29/17	12	Tyler Ulis at South Carolina	2/13/16	5	Ashton Hagans vs. TEXAS A&M	1/8/19
24	Kyle Wiltjer vs. LOYOLA	12/22/11	11	Ashton Hagans vs. FAIRLEIGH DICKINSON	12/7/19	5	Tyler Herro vs. MONMOUTH	11/28/18
24	Doron Lamb at North Carolina	12/4/10	11	Isaiah Briscoe at Ole Miss	12/29/16	5	Tyler Herro vs. NORTH DAKOTA	11/14/18
23	Dontaia Allen at Mississippi State	1/2/21	11	De'Aaron Fox vs. CLEVELAND STATE	11/23/16	5	Shai Gilgeous-Alexander vs. Davidson	3/15/18
23	Immanuel Quickley vs. MISSOURI	1/4/20	11	Tyler Ulis at Florida	3/1/16	5	Malik Monk vs. UCLA	12/3/16
23	Wenven Gabriel vs. Alabama	3/10/18	11	Tyler Ulis at Texas A&M	2/20/16	5	Aaron Harrison vs. ARKANSAS	2/28/15
23	Kyle Wiltjer vs. LIPSCOMB	12/15/12	11	Tyler Ulis vs. FLORIDA	2/6/16	5	Willie Cauley-Stein vs. Texas	12/5/14
			11	John Wall vs. East Tennessee State	3/18/10	5	DeAndre Liggins vs. TENNESSEE	2/8/11
			11	John Wall vs. RIDER	11/21/09	5	Darius Miller at Portland	11/19/10
SEC: 14, Tyler Ulis vs. LSU, 3/5/16			SEC: 14, Tyler Ulis vs. LSU, 3/5/16			SEC: 6, Tyler Ulis vs. OLE MISS, 1/2/16		
Postseason: 12, Ashton Hagans vs. Tennessee, 3/16/19			Postseason: 12, Ashton Hagans vs. Tennessee, 3/16/19			Postseason: 5, Shai Gilgeous-Alexander vs. Davidson, 3/15/18		
SEC Tourney: 12, Ashton Hagans vs. Tennessee, 3/16/19			SEC Tourney: 12, Ashton Hagans vs. Tennessee, 3/16/19			SEC Tourney: 5, John Wall vs. Mississippi State, 3/14/10		
NCAA Tourney: 12, John Wall vs. ETSU, 3/18/10			NCAA Tourney: 12, John Wall vs. ETSU, 3/18/10			NCAA Tourney: 5, Shai Gilgeous-Alexander vs. Davidson, 3/15/18		
Rupp Arena: 16, John Wall vs. HARTFORD, 12/29/09			Rupp Arena: 16, John Wall vs. HARTFORD, 12/29/09			Rupp Arena: 6, Tyler Ulis vs. OLE MISS, 1/2/16		
On the Road: 12, Tyler Ulis, at South Carolina, 2/13/16			On the Road: 12, Tyler Ulis, at South Carolina, 2/13/16			On the Road: 5, Darius Miller at Portland, 11/19/10		
SEC Road: 12, Tyler Ulis, at South Carolina, 2/13/16			SEC Road: 12, Tyler Ulis, at South Carolina, 2/13/16			SEC Road: 4, Ashton Hagans at Georgia, 1/7/20		
Ranked Opp.: 12, Ashton Hagans vs. Tennessee, 3/16/19			Ranked Opp.: 12, Ashton Hagans vs. Tennessee, 3/16/19			Ranked Opp.: 8, Ashton Hagans vs. North Carolina, 12/22/18		
Freshman: 16, John Wall vs. HARTFORD, 12/29/09			Freshman: 16, John Wall vs. HARTFORD, 12/29/09			Freshman: 8, Ashton Hagans vs. North Carolina, 12/22/18		
Sophomore: 14, Tyler Ulis vs. LSU, 3/5/16			Sophomore: 14, Tyler Ulis vs. LSU, 3/5/16			Sophomore: 6, Tyler Ulis vs. OLE MISS, 1/2/16		
Junior: 9, DeAndre Liggins vs. WINTHROP, 12/22/10			Junior: 9, DeAndre Liggins vs. WINTHROP, 12/22/10			Junior: 5, Willie Cauley-Stein vs. TEXAS, 12/5/14		
Senior: 10, Julius Mays vs. LAFAYETTE, 11/16/12			Senior: 10, Julius Mays vs. LAFAYETTE, 11/16/12			Senior: 4, Dominique Hawkins vs. Arkansas, 3/12/17		
Opener: 12, De'Aaron Fox vs. SFA, 11/11/16			Opener: 12, De'Aaron Fox vs. SFA, 11/11/16			Opener: 4, Knox/Gilgeous-Alexander vs. UTAH VALLEY, 11/10/17		
SEC Opener: 11, Isaiah Briscoe at Ole Miss, 12/29/16			SEC Opener: 11, Isaiah Briscoe at Ole Miss, 12/29/16			SEC Opener: 6, Tyler Ulis vs. OLE MISS, 1/2/16		
**In some cases, the most recent occurrence is listed			**In some cases, the most recent occurrence is listed			**In some cases, the most recent occurrence is listed		



TEAM GAME RECORDS CAL ERA

MOST FIELD GOALS

FGs.	Opponent	Date
46	MARIST	11/11/11
44	vs. Arizona State	11/28/16
44	AUBURN	2/21/15
42	UIC	11/26/17
42	LIU BROOKLYN	11/23/12
41	UT MARTIN	11/25/16
41	HARTFORD	12/29/09
40	vs. North Carolina	12/17/16
40	LAFAYETTE	11/16/12
38	CLEVELAND STATE	11/23/16
38	LSU	3/5/16
38	vs. Wake Forest	3/20/10

FEWEST FIELD GOALS

FGs.	Opponent	Date
14	at Tennessee	3/2/19
14	at South Carolina	3/1/14
16	vs. Kansas State	3/22/18
16	ALABAMA	3/4/14
17	GEORGIA	12/31/17
17	LOUISVILLE	12/31/11
17	at Auburn	2/12/14
18	vs. LSU	3/9/12
18	vs. Vanderbilt	3/15/13
18	vs. Florida	3/16/14
18	vs. UConn	4/7/14
18	at Texas A&M	1/10/15
18	at South Carolina	1/24/15

MOST FIELD-GOAL ATTEMPTS

FGs.	Opponent	Date
84	vs. Arizona State	11/28/16
80	UCLA	12/3/16
77	at Mississippi State	1/2/21
77	ARKANSAS	1/23/10
76	ARKANSAS	2/27/14
75	MARIST	11/11/11
74	at Ole Miss	12/29/16
74	vs. North Carolina	12/17/16
74	UT MARTIN	11/25/16

FEWEST FIELD-GOAL ATTEMPTS

FGs.	Opponent	Date
39	at South Carolina	1/24/15
40	at Robert Morris	3/19/13
41	ALABAMA	1/31/15
41	TENNESSEE	1/31/12
42	ARKANSAS	2/26/19
42	at Missouri	2/19/19
42	vs. Kansas State	3/22/18
42	vs. Alabama	3/10/18
42	FLORIDA	2/15/14
42	vs. Providence	12/1/13
42	vs. LSU	3/9/12
42	vs. Cleveland State	11/24/09

MOST FREE THROWS

FTs.	Opponent	Date
35	vs. Indiana	3/23/12
33	at South Carolina	3/1/14
32	LOUISVILLE	12/31/11
31	MISSISSIPPI STATE	2/4/20
31	UTAH VALLEY	11/18/19
31	MOREHEAD STATE	11/21/12
31	INDIANA	12/11/10
30	vs. Auburn	3/14/15
30	UNC ASHEVILLE	11/8/13
30	vs. Baylor	3/25/12

FEWEST FREE THROWS

FTs.	Opponent	Date
3	at Mississippi State	1/2/21
3	East Tennessee State	11/17/17
4	NOTRE DAME	12/12/20
4	vs. UConn	4/2/11
4	VANDERBILT	1/23/16

5	vs. Georgia	3/9/18
6	vs. Michigan	3/30/14
6	at Florida	2/12/13
6	at Alabama	1/22/13
6	vs. Princeton	3/17/11

MOST FREE-THROW ATTEMPTS

FTs.	Opponent	Date
48	UNC ASHEVILLE	11/8/13
46	ILLINOIS STATE	11/30/15
44	vs. Baylor	3/25/12
44	INDIANA	12/11/10
43	at North Carolina	12/14/13
43	LOUISVILLE	12/31/11
42	at South Carolina	3/1/14
41	vs. TENNESSEE STATE	11/23/18
41	vs. LSU	3/14/14
41	MOREHEAD STATE	11/21/12

FEWEST FREE-THROW ATTEMPTS

FTs.	Opponent	Date
6	NOTRE DAME	12/12/20
6	VANDERBILT	1/23/16
8	at Mississippi State	1/2/21
10	FLORIDA	2/22/20
10	vs. Georgia	3/9/18
10	vs. Wisconsin	4/4/15

MOST 3-POINTERS

3s.	Opponent	Date
15	GEORGIA	3/1/12
15	vs. ETSU	3/18/10
14	HARTFORD	12/29/09
13	TEXAS A&M	1/3/17
13	vs. Alabama	3/11/16
13	ETSU	11/12/10
12	UTAH	12/15/18
12	FLORIDA	2/6/16
12	vs. UCLA	12/20/14
12	CHATTANOOGA	12/17/11
12	vs. North Carolina	3/27/11
12	WINTHROP	12/22/10
12	VANDERBILT	1/30/10

FEWEST 3-POINTERS

3s.	Opponent	Date
0	RICHMOND	11/29/20
0	vs. Davidson	3/15/18
1	MISSISSIPPI STATE	2/4/20
1	GEORGIA	1/21/20
1	UTAH VALLEY	11/18/19
1	at South Carolina	1/16/18
1	at Vanderbilt	1/10/17
1	Texas	12/5/14
1	LSU	2/22/14
1	vs. LSU	3/9/12
1	Tennessee	1/31/12
1	vs. Alabama	3/12/10

MOST 3-POINT ATTEMPTS

3s.	Opponent	Date
33	CHATTANOOGA	12/17/11
33	vs. ETSU	3/18/10
33	ARKANSAS	1/23/10
32	vs. West Virginia	3/27/10
28	vs. Arizona State	11/28/16
28	at Texas A&M	1/10/15
28	ALABAMA	3/4/14
28	vs. Vanderbilt	3/11/12
28	HARTFORD	12/29/09
27	GEORGIA	3/1/12
27	vs. UConn	4/2/11

FEWEST 3-POINT ATTEMPTS

3s.	Opponent	Date
5	vs. Wisconsin	4/4/15
5	vs. Wisconsin	4/5/14
5	at Tennessee	1/14/12
6	vs. Davidson	3/15/18

6	FLORIDA	3/7/15
6	Vanderbilt	1/20/15
7	FLORIDA	3/10/19
7	at Missouri	1/29/15
7	PROVIDENCE	11/30/14
7	vs. Louisville	3/31/12
7	at Indiana	12/10/11

MOST REBOUNDS

Rebs.	Opponent	Date
59	vs. Arizona State	11/28/16
59	ARKANSAS	1/23/10
57	LOUISVILLE	12/31/11
56	ROBERT MORRIS	11/17/13
54	RICHMOND	11/29/20
54	EASTERN KENTUCKY	11/8/19
54	NJIT	11/14/15

FEWEST REBOUNDS

Rebs.	Opponent	Date
21	ALABAMA	1/31/15
21	at Tennessee	2/16/13
22	vs. Wisconsin	4/4/15
23	UTAH	12/15/18
24	GEORGIA	2/3/15
24	NORTH CAROLINA	12/13/14
24	TENNESSEE	1/18/14
25	vs. Ohio State	12/21/19
25	vs. Baylor	12/6/13
25	at Robert Morris	3/19/13

MOST OFFENSIVE REBOUNDS

Rebs.	Opponent	Date
26	ARKANSAS	2/27/14
24	GRAND CANYON	11/14/14
24	vs. West Virginia	3/27/10
22	NJIT	11/14/15
22	at Auburn	2/2/14
22	ARKANSAS	1/23/10
21	RICHMOND	11/29/20
21	SOUTH CAROLINA	2/5/19
21	at West Virginia	1/27/18
21	VALPARAISO	12/7/16
21	COLUMBIA	12/10/14
21	at South Carolina	3/1/14
21	BAYLOR	12/1/12
21	at Indiana	12/12/09

FEWEST OFFENSIVE REBOUNDS

Rebs.	Opponent	Date
1	vs. Alabama	3/10/18
3	at South Carolina	1/24/14
4	at Ole Miss	3/5/19
5	VANDERBILT	1/5/21
5	vs. Michigan State	11/5/19
5	GEORGIA	2/3/15
5	ALABAMA	1/31/15
5	MISSISSIPPI STATE	2/15/11
5	GEORGIA	1/29/11

MOST DEFENSIVE REBOUNDS

Rebs.	Opponent	Date
42	EASTERN KENTUCKY	11/8/19
39	vs. Arizona State	11/28/16
39	ROBERT MORRIS	11/17/13
39	EASTERN MICHIGAN	1/2/13
38	TROY	11/20/17
38	vs. Hampton	3/19/15
38	EASTERN KENTUCKY	12/7/14
38	vs. Cleveland State	11/24/09
37	at Texas A&M	1/10/15
37	LOUISVILLE	12/31/11
37	ARKANSAS	1/23/10

FEWEST DEFENSIVE REBOUNDS

Rebs.	Opponent	Date
9	at Tennessee	2/16/13
13	NORTH CAROLINA	12/13/14
15	vs. Baylor	12/6/13

15	at Alabama	1/18/11
16	at Florida	3/7/20
16	TENNESSEE	3/3/20
16	vs. Ohio State	12/21/19
16	UTAH	12/15/18
16	vs. Wisconsin	4/4/15
16	ALABAMA	1/31/15
16	TEXAS A&M	1/12/13
16	at Auburn	1/11/12
16	vs. UConn	11/24/10

MOST ASSISTS

Assts.	Opponent	Date
33	vs. Arizona State	11/28/16
30	HARTFORD	12/29/09
28	LIU BROOKLYN	11/23/12
28	vs. UNC Asheville	11/30/09
25	CLEVELAND STATE	11/23/16
25	AUBURN	2/21/15
25	vs. UCLA	12/20/14
24	vs. North Carolina	12/22/18
24	at Ole Miss	12/29/16
24	UT MARTIN	11/25/16
24	BOSTON	11/21/14
24	MARIST	11/11/11
24	vs. ETSU	3/18/10

FEWEST ASSISTS

Assts.	Opponent	Date
5	RICHMOND	11/29/20
5	LSU	2/22/14
6	at Louisville	12/26/20
6	EVANSVILLE	11/12/19
6	vs. Kansas State	3/22/18
6	at Florida	3/3/18
6	VANDERBILT	3/1/11

MOST TURNOVERS

TOs.	Opponent	Date
24	MOREHEAD STATE	11/13/09
23	SAM HOUSTON STATE	11/19/09
22	ETSU	11/17/17
21	vs. Georgia Tech	12/6/20
21	RICHMOND	11/29/20
21	LOUISVILLE	12/31/11
21	vs. Old Dominion	11/20/11
21	NORTH CAROLINA	12/5/09
20	at Texas Tech	1/25/20
20	EASTERN MICHIGAN	11/27/13
20	ALBANY	11/13/15
20	vs. Cleveland State	11/24/09

FEWEST TURNOVERS

TOs.	Opponent	Date
2	VANDERBILT	1/5/21
3	at Georgia	3/3/15
3	at South Carolina	2/4/12
4	ALABAMA	2/23/16
4	COLUMBIA	12/10/14
4	vs. Wisconsin	4/5/14
4	PORTLAND	11/26/11
5	vs. Georgia	3/9/18
5	vs. Georgia	3/12/16
5	at Vanderbilt	2/27/16
5	ALABAMA	1/31/15

MOST BLOCKS

Blks.	Opponent	Date
18	ST. JOHN'S	12/1/11
15	vs. Stony Brook	3/17/16
14	at Georgia	3/3/10
13	vs. LAMAR	11/24/19
13	vs. UCLA	12/20/14
13	at Ole Miss	1/29/13
13	ARKANSAS	1/17/12
13	vs. Kansas	11/15/11
13	MARIST	11/11/11



TEAM GAME RECORDS CAL ERA

FEWEST BLOCKS

Blks.	Opponent	Date
0	at Florida	3/7/20
1	vs. Georgia Tech	12/6/20
1	vs. Wofford	3/23/19
1	vs. Abilene Christian	3/21/19
1	LSU	2/12/19
1	SOUTH CAROLINA	2/5/19
1	at Alabama	1/5/19
1	vs. Georgia	3/9/18
1	at Vanderbilt	1/10/17
1	vs. Alabama	3/11/16
1	at LSU	1/5/16
1	WRIGHT STATE	11/20/15
1	ALABAMA	1/31/15
1	at Missouri	1/29/15
1	vs. Wisconsin	4/5/14
1	at Florida	3/8/14

MOST STEALS

Stls.	Opponent	Date
15	LAFAYETTE	11/16/12
13	OLE MISS	1/2/16
13	vs. UConn	12/9/09
12	vs. North Carolina	12/22/18
12	NORTH DAKOTA	11/14/18
12	STEPHEN F. AUSTIN	11/11/16
12	BOSTON	11/24/15
12	NORTH CAROLINA	12/13/14
12	PROVIDENCE	11/30/14
12	LIPSCOMB	12/15/12
12	PORTLAND	11/26/11
12	vs. Cornell	3/25/10
12	GEORGIA	1/9/10
12	vs. UNC Asheville	11/30/09

FEWEST STEALS

Stls.	Opponent	Date
0	at Auburn	2/1/20
0	vs. Baylor	12/6/13
1	vs. Duke	11/7/18
1	at West Virginia	1/27/18
1	vs. Michigan State	11/12/13
1	at Robert Morris	3/19/13
1	vs. West Virginia	3/19/11
1	FLORIDA	2/26/11

MOST PERSONAL FOULS

Fls.	Opponent	Date
33	at Kansas	1/30/16
32	at South Carolina	1/16/18
31	at Arkansas	1/14/14
31	at North Carolina	12/14/13
30	vs. North Carolina	12/19/20
29	at Auburn	2/1/20
29	at Missouri	2/3/18
29	at South Carolina	3/1/14
28	VANDERBILT	1/30/10

FEWEST PERSONAL FOULS

Fls.	Opponent	Date
7	HARTFORD	12/29/09
8	MONTANA STATE	11/23/14
8	LAFAYETTE	11/16/12
8	vs. Florida	3/10/12
8	vs. Princeton	3/17/11
8	WINTHROP	12/22/10
8	DREXEL	12/21/09
8	vs. UNC Asheville	11/30/09

HIGHEST FIELD-GOAL %

Pct.	Opponent	Date
.677	LIU BROOKLYN	11/23/12
.667	UIC	11/26/17
.647	AUBURN	2/21/15
.645	LAFAYETTE	11/16/12
.643	vs. Alabama	3/10/18
.643	vs. Providence	12/1/13

.614	SOUTH CAROLINA	2/5/13
.613	MARIST	11/11/11
.603	vs. Wake Forest	3/20/10
.603	HARTFORD	12/29/09

LOWEST FIELD-GOAL %

Pct.	Opponent	Date
.269	at South Carolina	3/1/14
.281	at Texas A&M	1/10/15
.296	BAYLOR	12/1/12
.298	LOUISVILLE	12/31/11
.309	at Auburn	2/12/14
.313	at Missouri	2/3/18
.318	at Tennessee	3/2/19
.315	GEORGIA	12/31/17
.327	ALABAMA	3/4/14
.339	vs. UConn	4/2/11

HIGHEST FREE-THROW %

Pct.	Opponent	Date
1.000	FLORIDA	2/22/20
1.000	FLORIDA	2/7/12
1.000	AUSTIN PEAY	12/19/09
.958	TENNESSEE	1/18/14
.955	at Florida	2/7/15
.946	vs. Indiana	3/23/12
.923	at Mississippi State	2/25/15
.913	TEXAS A&M	1/8/19
.912	UTAH VALLEY	11/18/19
.909	vs. Georgia Tech	12/6/20
.909	at Texas A&M	2/25/20

LOWEST FREE-THROW %

Pct.	Opponent	Date
.200	ETSU	11/17/17
.333	vs. UConn	4/2/11
.391	ETSU	11/12/10
.412	vs. Wake Forest	3/20/10
.435	at Vanderbilt	2/27/16
.471	at Texas A&M	2/10/18
.471	PROVIDENCE	11/30/14
.478	at Louisville	12/29/12

HIGHEST 3-POINT %

Pct.	Opponent	Date
.700	at Florida	3/1/16
.692	DREXEL	12/21/09
.667	vs. Alabama	3/10/18
.667	AUSTIN PEAY	12/19/09
.636	vs. Michigan	3/30/14
.625	MISSOURI	2/24/18
.625	BOSTON	11/30/10
.615	at Florida	3/7/20
.600	ALABAMA	1/11/20
.600	FLORIDA	2/6/16
.600	FLORIDA	2/7/12

LOWEST 3-POINT %

Pct.	Opponent	Date
.000	RICHMOND	11/29/20
.000	vs. Davidson	3/15/18
.077	vs. Alabama	3/12/10
.083	UTAH VALLEY	11/18/19
.083	TEXAS	12/5/14
.091	OLE MISS	2/15/20
.091	at South Carolina	1/16/18
.091	at Tennessee	2/27/10
.100	MISSISSIPPI STATE	2/4/20
.100	at Missouri	2/3/18
.100	TENNESSEE	1/31/12

HIGHEST REBOUND MARGIN

Margin	Opponent	Date
+31	NJIT	11/14/15
+30	NORTH DAKOTA	11/14/18

+30	GRAND CANYON	11/14/14
+29	EASTERN KENTUCKY	11/8/19
+29	SOUTHERN ILLINOIS	11/9/18
+28	NORTHERN KENTUCKY	11/10/13
+27	vs. Abilene Christian	3/21/19
+27	vs. Little Rock	1/3/12
+26	vs. Arizona State	11/28/16
+26	LOUISVILLE	12/31/11

LOWEST REBOUND MARGIN

Margin	Opponent	Date
-25	at Florida	2/4/17
-18	at Tennessee	2/16/13
-16	vs. Baylor	12/6/13
-16	vs. Maryland	11/9/12
-15	TENNESSEE	1/18/14
-14	at Auburn	2/1/20
-14	at LSU	1/5/16
-13	VANDERBILT	1/5/21
-12	at LSU	2/18/20
-12	vs. Wisconsin	4/4/15
-12	GEORGIA	2/3/15
-12	at South Carolina	1/24/14
-12	vs. Alabama	3/12/10

VICTORY MARGINS

Margin (Score)	Opponent	Date
+58 (86-28)	MONTANA STATE	11/13/14
+52 (101-49)	LAFAYETTE	11/16/12
+50 (108-58)	MARIST	11/11/11
+49 (86-37)	MISSOURI	1/13/15
+48 (92-44)	UT ARLINGTON	11/25/14
+48 (88-40)	RADFORD	11/23/11
+46 (90-44)	MONMOUTH	11/28/18
+46 (115-69)	vs. Arizona State	11/28/16
+44 (88-44)	DREXEL	12/21/09
+43 (104-61)	HARTFORD	12/29/09

VICTORY MARGIN IN RUPP ARENA

Margin (Score)	Opponent	Date
+58 (86-28)	MONTANA STATE	11/13/14
+52 (101-49)	LAFAYETTE	11/16/12
+50 (108-58)	MARIST	11/11/11
+49 (86-37)	MISSOURI	1/13/15
+48 (92-44)	UT ARLINGTON	11/25/14
+48 (88-40)	RADFORD	11/23/11
+46 (90-44)	MONMOUTH	11/28/18
+44 (88-44)	DREXEL	12/21/09
+43 (104-61)	HARTFORD	12/29/09
+42 (91-49)	EASTERN KENTUCKY	11/8/19
+42 (100-58)	TEXAS A&M	1/3/17

VICTORY MARGIN IN SEC PLAY

Margin (Score)	Opponent	Date
+49 (86-37)	MISSOURI	1/13/15
+42 (100-58)	TEXAS A&M	1/3/17
+38 (82-44)	LSU	1/15/11
+35 (87-52)	at Vanderbilt	1/29/19
+35 (110-75)	AUBURN	2/21/15
+34 (82-48)	GEORGIA	2/9/16
+34 (88-54)	MISSOURI	1/27/16
+34 (77-43)	SOUTH CAROLINA	2/14/15
+34 (86-52)	at South Carolina	2/4/12
+31 (90-59)	SOUTH CAROLINA	2/19/11
+31 (101-70)	ARKANSAS	1/23/10

VICTORY MARGIN ON THE ROAD

Margin (Score)	Opponent	Date
+35 (87-52)	at Vanderbilt	1/29/19
+34 (86-52)	at South Carolina	2/4/12
+31 (79-48)	at Portland	11/19/10
+27 (89-62)	at South Carolina	2/13/16
+26 (81-55)	at LSU	2/6/10
+24 (74-50)	at LSU	1/28/12
+23 (99-76)	at Ole Miss	12/29/16
+22 (70-48)	at Alabama	1/17/15
+22 (75-53)	at Auburn	1/19/13
+20 (69-49)	at Georgia	1/15/19

VICTORY MARGIN AT A NEUTRAL SITE

Margin (Score)	Opponent	Date
+46 (115-69)	vs. Arizona State	11/28/16
+39 (78-39)	vs. West Virginia	3/26/15
+39 (83-44)	vs. UCLA	12/20/14
+38 (85-47)	vs. Penn State	11/19/11
+35 (79-44)	vs. Abilene Christian	3/21/19
+32 (72-40)	vs. Kansas	11/18/14
+30 (90-60)	vs. Wake Forest	3/20/10
+29 (100-71)	vs. ETSU	3/18/10
+29 (74-45)	vs. Tennessee	3/13/10
+28 (85-57)	vs. Stony Brook	3/17/16
+26 (85-59)	vs. Alabama	3/11/16

VICTORY MARGIN ON THE ROAD IN THE SEC

Margin (Score)	Opponent	Date
+35 (87-52)	at Vanderbilt	1/29/19
+34 (86-52)	at South Carolina	2/4/12
+27 (89-62)	at South Carolina	2/13/16
+26 (81-55)	at LSU	2/6/10
+24 (74-50)	at LSU	1/28/12
+23 (99-76)	at Ole Miss	12/29/16
+22 (70-48)	at Alabama	1/17/15
+22 (75-53)	at Auburn	1/19/13
+20 (69-49)	at Georgia	1/15/19
+18 (74-56)	at Mississippi State	2/25/15
+18 (66-48)	at Tennessee	2/17/15

VICTORY MARGIN IN THE SEC TOURNAMENT


Margin (Score)	Opponent	Date
+29 (74-45)	vs. Tennessee	3/13/10
+26 (85-59)	vs. Alabama	3/11/16
+24 (91-67)	vs. Auburn	3/14/15
+23 (86-63)	vs. Alabama	3/10/18
+18 (73-55)	vs. Alabama	3/15/19
+18 (85-67)	vs. LSU	3/14/14
+17 (82-65)	vs. Arkansas	3/12/17
+16 (70-54)	vs. Florida	3/13/11
+15 (78-63)	vs. Arkansas	3/15/15
+15 (64-49)	vs. Florida	3/13/15

VICTORY MARGIN IN THE NCAA TOURNAMENT

Margin (Score)	Opponent	Date
+39 (78-39)	vs. West Virginia	3/26/15
+35 (79-44)	vs. Abilene Christian	3/21/19
+30 (90-60)	vs. Wake Forest	3/20/10
+29 (100-71)	vs. ETSU	3/18/10
+28 (85-57)	vs. Stony Brook	3/17/16
+23 (79-56)	vs. Hampton	3/19/15
+20 (95-75)	vs. Buffalo	3/17/18
+17 (62-45)	vs. Cornell	3/25/10
+16 (87-71)	vs. Iowa State	3/17/12
+15 (81-66)	vs. Western Kentucky	3/15/12
+13 (64-51)	vs. Cincinnati	3/21/15



KENTUCKY X NBA



BAM ADEBAYO
MIAMI HEAT
 DRAFTED: 2017 / Rd 1, Pk 14 (Miami)
2020-21 NBA STATS

PPG	RPG	BPG	APG
21.0	7.5	1.0	3.0

CAREER

PPG	RPG	APG
10.6	7.7	2.9

NBA NOTES Led his team to the NBA Finals in 2020 as one of the breakout stars of the season




ERIC BLEDSOE
NEW ORLEANS PELICANS
 DRAFTED: 2010 / Rd 1, Pk 18 (OKC)
2020-21 NBA STATS

PPG	APG	RPG	SPG
10.0	4.0	2.0	1.0

CAREER

PPG	APG	SPG
14.2	4.8	1.4

NBA NOTES Scored season-high 19 points and had 10 assists against Toronto on Jan. 2




DEVIN BOOKER
PHOENIX SUNS
 DRAFTED: 2015 / Rd 1, Pk 13 (Phoenix)
2020-21 NBA STATS

PPG	RPG	APG	FG%
21.1	4.1	4.4	49.5

CAREER

PPG	APG	FG%
22.4	4.7	44.9

NBA NOTES Made first All-Star Game last season; led his team to a perfect record in the NBA restart



DEMARCUS COUSINS
HOUSTON ROCKETS
 DRAFTED: 2010 / Rd 1, Pk 5 (Sacramento)
2020-21 NBA STATS

PPG	RPG	APG	SPG
5.8	6.0	1.0	0.5

CAREER

PPG	RPG	BPG
21.1	10.8	1.2

NBA NOTES Made his first start since June 13 of the 2018-19 season on Jan. 3



DE'AARON FOX
SACRAMENTO KINGS
 DRAFTED: 2017 / Rd 1, Pk 5 (Sacramento)
2020-21 NBA STATS

PPG	RPG	APG	SPG
18.4	2.8	5.6	1.6

CAREER

PPG	RPG	APG
16.3	3.4	6.1

NBA NOTES Signed a five-year, \$163 million max contract extension in the offseason



ASHTON HAGANS
MINNESOTA TIMBERWOLVES
 2020 / Undrafted, Signed by Minnesota
2020-21 NBA STATS

PPG	RPG	APG	FG%
--	--	--	--

CAREER

PPG	RPG	APG
--	--	--

NBA NOTES Signed a two-way deal with the Minnesota Timberwolves

31 Players on a 2020-21 NBA opening-day roster, five more than the next-closest school (Duke)


52 Total players have earned selection in the NBA Draft during John Calipari's career at Kentucky, Memphis and UMass

41 Players during Calipari's 11 seasons at UK have been selected in the NBA Draft, the most of any coach in that time period

31 First-round selections during Calipari's tenure at Kentucky, including 21 lottery selections

3 Wildcats have been selected No. 1 overall in the Calipari era at UK (John Wall, Anthony Davis and Karl-Anthony Towns)

3 Billion dollars Calipari's all-time players have earned in NBA contracts alone, including nearly \$2.6 billion at Kentucky




WILLIE CAULEY-STEIN
DALLAS MAVERICKS
 DRAFTED: 2015 / Rd 1, Pk 6 (Sacramento)
2020-21 NBA STATS

PPG	RPG	BPG	SPG
3.7	3.3	0.7	0.7

CAREER

PPG	RPG	FG%
9.6	6.3	53.9

NBA NOTES Posted 15 points and seven rebounds in 24 minutes on Jan. 4 vs. the Rockets




ANTHONY DAVIS
LOS ANGELES LAKERS
 DRAFTED: 2012 / Rd 1, Pk 1 (New Orleans)
2020-21 NBA STATS

PPG	RPG	APG	PER
22.3	9.0	3.6	23.67

CAREER

PPG	RPG	BPG
24.0	10.4	2.4

NBA NOTES Won his first NBA title in 2020 and averaged 27.7 points, 9.7 boards in the postseason




HAMIDOU DIALLO
OKLAHOMA CITY THUNDER
 DRAFTED: 2018 / Rd 2, Pk 45 (Brooklyn)
2020-21 NBA STATS

PPG	RPG	APG	FG%
8.7	4.7	1.4	50.0

CAREER

PPG	RPG	FG%
5.5	2.9	45.4

NBA NOTES Had 13 points and eight rebounds Dec. 29 against Orlando




WENYEN GABRIEL
NEW ORLEANS PELICANS
 2018 / Undrafted, Signed by Sacramento
2020-21 NBA STATS

PPG	RPG	FG%	MPG
--	--	--	--

CAREER

PPG	RPG	MPG
2.1	1.7	7.8

NBA NOTES Signed a one-year free-agent deal with New Orleans with a second-season team option




SHAI GILGEOUS-ALEXANDER
OKLAHOMA CITY THUNDER
 DRAFTED: 2018 / Rd 1, Pk 11 (Charlotte)
2020-21 NBA STATS

PPG	RPG	APG	SPG
19.0	4.6	6.7	1.1

CAREER

PPG	RPG	APG
14.8	4.3	3.5

NBA NOTES In an NBA GM survey, tied for first as the most likely player to have a breakout season




TYLER HERRO
MIAMI HEAT
 DRAFTED: 2019 / Rd 1, Pk 13 (Miami)
2020-21 NBA STATS

PPG	RPG	APG	3FG%
13.4	5.7	3.6	35.1

CAREER

PPG	RPG	APG
13.5	4.3	2.4

NBA NOTES Youngest player to start in NBA Finals; youngest to score 30 or more in conference finals



KELDON JOHNSON
SAN ANTONIO SPURS
 DRAFTED: 2019 / Rd 1, Pk 29 (San Antonio)
2020-21 NBA STATS

PPG	RPG	APG	SPG
15.1	8.0	2.6	1.3

CAREER

PPG	RPG	APG
10.8	4.7	1.4

NBA NOTES Back-to-back games of 22 points or more to start January

2020-21 STAT LEADERS

Stats are through games on Jan. 6. Top 20 is the cutoff.

Rebounds Per Game

1. Andre Drummond (Cavaliers) - 14.1
8. Julius Randle (Knicks) - 11.3
17. Enes Kanter (Trail Blazers) - 9.3
- T18. Anthony Davis (Lakers) - 9.0

Assists Per Game

1. Nikola Jokic (Nuggets) - 11.9
7. Julius Randle (Knicks) - 7.4
- T18. Shai Gilgeous-Alexander (Thunder) - 6.3
- T20. De'Aaron Fox (Kings) - 6.3

Steals Per Game

1. Larry Nance Jr. (Cavaliers) - 2.6
- T5. De'Aaron Fox (Kings) - 1.9
- T18. Anthony Davis (Lakers) - 1.6

Field-Goal Percentage

1. Bam Adebayo (Heat) - .672
3. Enes Kanter (Trail Blazers) - .660

Free-Throw Percentage

- T1. Karl-Anthony Towns (Timberwolves) - 1.000

Minutes Per Game

1. RJ Barrett (Knicks) - 38.7
2. Julius Randle (Knicks) - 37.4
- T16. Devin Booker (Suns) - 35.4
18. Jamal Murray (Nuggets) - 35.2

Double-Doubles

1. Four tied - 7
- T5. Julius Randle (Knicks) - 5
- T13. Enes Kanter (Trail Blazers) - 3
- T13. Bam Adebayo (Heat) - 3
- T13. Anthony Davis (Lakers) - 3

Triple-Doubles


1. Two tied - 4
- T3. Julius Randle (Knicks) - 1

Player Efficiency Rating

1. James Harden (Rockets) - 41.52
15. Enes Kanter (Trail Blazers) - 27.33
19. Karl-Anthony Towns (Timberwolves) - 25.55



KENTUCKY X NBA



ENES KANTER
PORTLAND TRAIL BLAZERS
 DRAFT: 2011 / Rd 1, Pk 3 (Utah)
2020-21 NBA STATS

PPG	RPG	APG	FG%
11.0	9.3	0.4	66.0

CAREER

PPG	RPG	FG%
11.6	7.6	54.4

NBA NOTES Ranks in the top 20 of the league in player-efficiency rating




KEVIN KNOX
NEW YORK KNICKS
 DRAFT: 2018 / Rd 1, Pk 9 (New York)
2020-21 NBA STATS

PPG	RPG	APG	3FG%
6.6	2.6	1.1	36.0

CAREER

PPG	RPG	3FG%
9.7	3.6	33.8

NBA NOTES Scored 16 points and added six boards against Toronto on Dec. 31




TREY LYLES
SAN ANTONIO SPURS
 DRAFT: 2015 / Rd 1, Pk 12 (Utah)
2020-21 NBA STATS

PPG	RPG	APG	MPG
1.7	4.0	0.3	9.7

CAREER

PPG	RPG	APG
7.4	4.2	1.1

NBA NOTES Grabbed nine rebounds in 19 minutes vs. Utah on Jan. 3




TYRESE MAXEY
PHILADELPHIA 76ERS
 DRAFT: 2020 / Rd 1, Pk 21 (Philadelphia)
2020-21 NBA STATS

PPG	RPG	APG	MPG
5.8	1.5	1.5	15.0

CAREER

PPG	RPG	APG
5.8	1.5	1.5

NBA NOTES Had 11 points vs. Charlotte on Jan. 4, his second career double-digit effort



DARIUS MILLER
OKLAHOMA CITY THUNDER
 DRAFT: 2012 / Rd 2, Pk 46 (New Orleans)
2020-21 NBA STATS

PPG	RPG	APG	3FG%
3.0	0.0	0	33.3

CAREER

PPG	RPG	3FG%
6.0	1.7	38.2

NBA NOTES Played in his first game on Jan. 4 since the 2018-19 season after an Achilles injury




MALIK MONK
CHARLOTTE HORNETS
 DRAFT: 2017 / Rd 1, Pk 11 (Charlotte)
2020-21 NBA STATS

PPG	RPG	APG	MPG
1.0	0.0	3.0	10.0

CAREER

PPG	RPG	APG
8.5	1.9	1.7

NBA NOTES Averaged a career-best 10.3 points on a career-high 43.4% shooting last season




MYCHAL MULDER
GOLDEN STATE WARRIORS
 DRAFT: 2010 / Undrafted, Signed by Golden State
2020-21 NBA STATS

PPG	RPG	MPG	3FG%
4.6	1.0	9.9	50.0

CAREER

PPG	RPG	3FG%
7.6	2.1	36.1

NBA NOTES Earned a roster spot after impressing in a late-season call-up last season




JAMAL MURRAY
DENVER NUGGETS
 DRAFT: 2016 / Rd 1, Pk 7 (Denver)
2020-21 NBA STATS

PPG	RPG	APG	SPG
22.2	4.0	3.0	1.0

CAREER

PPG	APG	RPG
15.7	3.7	3.6

NBA NOTES Scored a combined 142 points over three games vs. the Utah Jazz in the 2020 Playoffs



NERLENS NOEL
NEW YORK KNICKS
 DRAFT: 2013 / Rd 1, Pk 6 (New Orleans)
2020-21 NBA STATS

PPG	RPG	BPG	SPG
3.7	5.0	1.2	0.8

CAREER

PPG	BPG	RPG
7.9	1.4	6.2

NBA NOTES Ranked among the top 15 in the NBA in blocks per game last season



PATRICK PATTERSON
LOS ANGELES CLIPPERS
 DRAFT: 2010 / Rd 1, Pk 14 (Houston)
2020-21 NBA STATS

PPG	RPG	APG	SPG
3.0	2.0	0.6	0.4

CAREER

PPG	RPG	APG
6.7	4.0	1.0

NBA NOTES In his 11th season in the league and second with the Clippers



IMMANUEL QUICKLEY
NEW YORK KNICKS
 DRAFT: 2020 / Rd 1, Pk 25 (OKC)
2020-21 NBA STATS

PPG	RPG	APG	3FG%
7.5	1.0	1.5	0.3

CAREER

PPG	RPG	APG
7.5	1.0	1.5

NBA NOTES Scored 16 points, most of it in the fourth quarter, to lead a win at Atlanta on Jan. 4




JULIUS RANDLE
NEW YORK KNICKS
 DRAFT: 2014 / Rd 1, Pk 7 (LA Lakers)
2020-21 NBA STATS

PPG	RPG	APG	FG%
23.1	12.0	7.4	48.5

CAREER

PPG	RPG	APG
16.2	9.1	2.9

NBA NOTES First Knick since Ewing with four games with 25 points, 10 rebounds in eight games



NICK RICHARDS
CHARLOTTE HORNETS
 DRAFTED: 2020 / Rd 2, Pk 42 (New Orleans)
2020-21 NBA STATS

PPG	RPG	APG	FG%
1.7	1.3	0.0	100.0

CAREER

PPG	RPG	FG%
1.7	1.3	100.0

NBA NOTES Selected 42nd overall by the Charlotte Hornets in the 2020 NBA Draft



RAJON RONDO
ATLANTA HAWKS
 DRAFTED: 2006 / Rd 1, Pk 21 (Phoenix)
2020-21 NBA STATS

PPG	APG	SPG	FG%
6.0	7.0	0.5	50.0

CAREER

PPG	RPG	APG
10.2	4.7	8.3

NBA NOTES Four-time NBA All-Star in his 14th season in the NBA; won the 2020 title with Lakers



KARL-ANTHONY TOWNS
MINNESOTA TIMBERWOLVES
 DRAFTED: 2015 / Rd 1, Pk 1 (Minnesota)
2020-21 NBA STATS

PPG	RPG	APG	PER
19.0	11.5	5.0	25.72

CAREER

PPG	RPG	FG%
22.6	11.8	53.3

NBA NOTES Scored in double figures in every game last season; currently out with a wrist injury



JARRED VANDERBILT
MINNESOTA TIMBERWOLVES
 DRAFT: 2018 / Rd 2, Pk 41 (Orlando)
2020-21 NBA STATS

PPG	RPG	APG	FG%
5.6	4.4	2.0	68.8

CAREER

PPG	RPG	FG%
1.9	1.6	53.3

NBA NOTES Posted 11 points with five rebounds and two blocks vs. Denver



JOHN WALL
WASHINGTON WIZARDS
 DRAFT: 2010 / Rd 1, Pk 1 (Washington)
2020-21 NBA STATS

PPG	RPG	APG	SPG
23.0	5.0	5.5	1.5

CAREER

PPG	APG	RPG
19.0	9.2	4.3

NBA NOTES Averaging 23 points after missing nearly two full years from an Achilles injury



PJ WASHINGTON
CHARLOTTE HORNETS
 DRAFT: 2019 / Rd 1, Pk 12 (Charlotte)
2019-20 NBA STATS

PPG	RPG	APG	SPG
10.9	6.4	2.8	1.1

CAREER

PPG	RPG	APG
12.1	5.6	2.2

NBA NOTES Made the NBA All-Rookie Second Team last season



JACOB TOPPIN

Sophomore | Forward | 6-9 | 194 lbs | Brooklyn, N.Y. | Rhode Island



[@Jtoppin0](#) | [@jtoppin_0](#)

2020-21 SEASON/CAREER HIGHS*		
Points		
Season	10, at Louisville (12/26/20)	
Career	12, 2x, last ST. JOSEPH'S (2/15/20)	
Rebounds		
Season	6, 2x, last VANDERBILT (1/5/21)	
Career	8, RICHMOND (1/5/20)	
Field Goals		
Season	5, at Louisville (12/26/20)	
Career	5, 3x, last at Louisville (12/26/20)	
Field Goals Attempted		
Season	7, 2x, last at Mississippi St. (1/2/21)	
Career	11, vs. LSU (11/24/19)	
3-Point Field Goals		
Season	-	
Career	3, ALABAMA (11/15/19)	
3-Point Field Goals Attempted		
Season	2, vs. NOTRE DAME (12/12/20)	
Career	4, 3x, last at Fordham (2/26/20)	
Free Throws		
Season	2, 2x, last vs. North Carolina (12/19/20)	
Career	5, LIU BROOKLYN (11/5/19)	
Free Throws Attempted		
Season	3, vs. Kansas (12/1/20)	
Career	6, LIU BROOKLYN (11/5/19)	
Assists		
Season	1, 2x, last NOTRE DAME (12/12/20)	
Career	3, at Fordham (2/26/20)	
Steals		
Season	1, 3x, last VANDERBILT (1/5/21)	
Career	1, 14x, last VANDERBILT (1/5/21)	
Blocked Shots		
Season	1, VANDERBILT (1/5/21)	
Career	1, 13x, last VANDERBILT (1/5/21)	
Minutes Played		
Season	25, at Louisville (12/26/20)	
Career	32, at Fordham (2/26/20)	
MISCELLANEOUS		
	2020-21	CAREER*
Dunks	1	15
Double-Figure Scoring Games	1	6
Double-Figure Rebounding Games	-	0
Games With Double-Double	-	0
Games Led UK in Scoring	-	0
Games Led UK in Rebounding	-	0
Games Led UK in Assists	-	2
Games Led UK in Steals	-	0
Games Led UK in Blocks	-	3
Games With 3+ Assists	-	1
Games With 3+ Blocks	-	0
Games With 3+ Steals	-	0
Games With 3+ Three-Pointers	-	1

*includes Rhode Island statistics

- Averaging 7.3 points and 5.3 rebounds over the last three games
 - Provided UK with energy off the bench. Following the Vanderbilt game, Coach Calipari said: "I'm really proud of him, and I told the team the reason we won the game is Jacob guarded (Scotty Pippen Jr.) ... (He) was ridiculous. And, again, I told them, whoever fights, I'm leaving in the game. I need fighters."
- Had his best game as a Wildcat at Louisville with 10 points and six rebounds in a season-high 25 minutes
- Was a spark for the Wildcats against Kansas with six points in the second half
- Granted immediate eligibility to play for Kentucky this season after transferring from Rhode Island
- Top vertical on the team with at 42.5 inches
- Immediate contributor as a freshman with Rhode Island, helping the team to a 21-9 record and 13-5 mark in the Atlantic 10
 - Appeared in all 30 games as a freshman
 - Averaged 5.1 points and 3.9 rebounds per game
 - Scored in double figures five times and made 13 3-pointers
 - Started and scored nine points, grabbed six rebounds, had three assists and hit the game-winning free throws with 6.6 seconds left in a 76-75 win at Fordham
 - Made his first career start and posted nine points and four rebounds against Davidson
 - Scored a career-high 12 points with eight rebounds against Richmond
- Averaged 15.6 points and 8.8 rebounds per game for Woodstock Academy his senior season
- Unranked prospect who received his first offer six months before signing a national letter of intent

BIO BLAST

Birthday: May 8

Parents: Roni and Obadiah Toppin

Major: Undeclared/exploratory studies in agriculture

Secret talent ...
Can play the piano

Did you know ...
His favorite food is Italian

Need to know ...
Younger brother of 2020 National Player of the Year, Obi Toppin

Game-By-Game Statistics

Opponent	Date	GS	Min	FG-A	Pct.	3FG-A	Pct.	FT-A	Pct.	Off-Def-Tot	PF	Ast	TO	Blk	Stl	Pts
MOREHEAD STATE	11/25/20		9	1-4	.250	0-0	.000	0-0	.000	0-2-2	0	1	2	0	1	2
RICHMOND	11/29/20		2	0-0	.000	0-0	.000	0-0	.000	0-1-1	0	0	1	0	0	0
vs. Kansas	12/1/20		11	2-4	.500	0-1	.000	2-3	.667	2-1-3	2	0	1	0	0	6
vs. Georgia Tech	12/6/20		11	1-1	1.000	0-0	.000	0-0	.000	0-1-1	0	0	0	0	0	2
NOTRE DAME	12/12/20		18	1-5	.200	0-2	.000	0-0	.000	1-2-3	2	1	0	0	0	2
vs. North Carolina	12/19/20		19	1-6	.167	0-0	.000	2-2	1.000	1-1-2	0	0	1	0	1	4
at Louisville	12/26/20		25	5-7	.714	0-0	.000	0-1	.000	1-5-6	0	0	0	0	0	10
at Mississippi State	1/2/21		11	3-7	.429	0-0	.000	0-0	.000	2-2-4	1	0	0	0	0	6
VANDERBILT	1/5/21		24	3-4	.750	0-0	.000	0-0	.000	1-5-6	0	0	0	1	1	6

Career Statistics

Year	GP-GS	Min-Avg	FG-FGA	Pct	3FG-FGA	Pct	FT-FTA	Pct	Off-Def-Tot-Avg	PF-FO	Ast	TO	Blk	Stl	Pts	Avg
2019-20	30-3	556-18.5	55-129	.426	13-53	.245	29-45	.644	42-75-117-3.9	63-0	15	17	12	11	152	5.1
2020-21	9-0	130-14.4	17-38	.447	0-3	.000	4-6	.667	8-20-28-3.1	5-0	2	5	1	3	38	4.2
TOTAL	39-3	686-17.6	72-167	.431	13-56	.232	33-51	.647	50-95-145-3.7	68-0	17	22	13	14	190	4.9

DEVIN ASKEW

Freshman | Guard | 6-3 | 198 lbs | Sacramento, Calif. | Mater Dei

2



[@babydev5](#) |
 [@babydev](#)

2020-21 SEASON/CAREER HIGHS		
Points		
Season	12, 2x, last vs. North Carolina (12/19/20)	
Career	12, 2x, last vs. North Carolina (12/19/20)	
Rebounds		
Season	4, 2x, last at Mississippi St. (1/2/21)	
Career	4, 2x, last at Mississippi St. (1/2/21)	
Field Goals		
Season	5, 2x, last at Mississippi St. (1/2/21)	
Career	5, 2x, last at Mississippi St. (1/2/21)	
Field Goals Attempted		
Season	12, VANDERBILT (1/5/21)	
Career	12, VANDERBILT (1/5/21)	
3-Point Field Goals		
Season	2, MOREHEAD STATE (11/25/20)	
Career	2, MOREHEAD STATE (11/25/20)	
3-Point Field Goals Attempted		
Season	5, at Louisville (12/26/20)	
Career	5, at Louisville (12/26/20)	
Free Throws		
Season	6, vs. North Carolina (12/19/20)	
Career	6, vs. North Carolina (12/19/20)	
Free Throws Attempted		
Season	8, vs. North Carolina (12/19/20)	
Career	8, vs. North Carolina (12/19/20)	
Assists		
Season	7, at Mississippi St. (1/2/21)	
Career	7, at Mississippi St. (1/2/21)	
Steals		
Season	3, VANDERBILT (1/5/21)	
Career	3, VANDERBILT (1/5/21)	
Blocked Shots		
Season	1, 2x, last VANDERBILT (1/5/21)	
Career	1, 2x, last VANDERBILT (1/5/21)	
Minutes Played		
Season	43, at Mississippi St. (1/2/21)	
Career	43, at Mississippi St. (1/2/21)	
MISCELLANEOUS		
	2020-21	CAREER
Dunks	-	-
Double-Figure Scoring Games	4	4
Double-Figure Rebounding Games	-	-
Games With Double-Double	-	-
Games Led UK in Scoring	-	-
Games Led UK in Rebounding	-	-
Games Led UK in Assists	6	6
Games Led UK in Steals	3	3
Games Led UK in Blocks	1	1
Games With 3+ Assists	5	5
Games With 3+ Blocks	-	-
Games With 3+ Steals	1	1
Games With 3+ Three-Pointers	-	-

- Has responded admirably to early adversity with a solid four-game run, averaging 10.3 points, 4.0 assists, 2.8 rebounds and just 1.5 turnovers per game vs. North Carolina, Louisville, Mississippi State and Vanderbilt
 - Tied his career high with 12 points to go along with a team-high three assists and a career-high four rebounds against UNC
 - Posted seven points and added three boards, three assists and a pair of steals at Louisville
 - Dished out a career-high seven assists -- most by a Wildcat this season -- to go along with 11 points (5-of-10 shooting) at Mississippi State
 - Had 11 points, three assists and a career-best three swipes against Vanderbilt
- Scored 12 points and dished out a team-high-tying four assists in his college debut vs. Morehead State
- Five-star prospect rating by ESPN
- Tabbed the No. 26 overall player in the 2020 class by ESPN and the consensus No. 1 point guard in the 2021 class prior to reclassifying
- Averaged 16.7 points, 6.3 assists and 4.9 rebounds in his senior season at Mater Dei High School
- Named to the Jordan Brand Classic roster
- Tabbed California Interscholastic Federation First Team as a senior and the Trinity League Player of the Year
- Led his team as a sophomore to the CIF Open Division Southern California Regional championship
- Directed his team to the Peach Jam finals in the summer of 2019 and averaged 11.6 points, 5.1 assists and 4.8 rebounds per game while shooting 41.4% from 3 in the Nike Elite Youth Basketball League

BIO BLAST

Birthdate: July 26

Parents: Katie and Brian Askew

Major: Finance

Superstition ...
Plays with a \$5 bill in his left sock

Did you know ...
His father played soccer at Fresno State and professionally

Good works ...
Participated in Anaheim Stadium Buddy Walks, helped serve food to the homeless in Santa Ana and assisted in coaching youth basketball

Game-By-Game Statistics

Opponent	Date	GS	Min	FG-A	Pct.	3FG-A	Pct.	FT-A	Pct.	Off-Def-Tot	PF	Ast	TO	Blk	Stl	Pts
MOREHEAD STATE	11/25/20	*	27	5-9	.556	2-3	.667	0-0	.000	0-3-3	1	4	4	0	0	12
RICHMOND	11/29/20	*	36	0-3	.000	0-2	.000	2-2	1.000	0-3-3	1	2	3	0	0	2
vs. Kansas	12/1/20	*	24	1-5	.200	0-2	.000	5-6	.833	1-1-2	3	1	4	0	1	7
vs. Georgia Tech	12/6/20	*	27	1-2	.500	1-1	1.000	0-0	.000	0-1-1	1	1	2	0	1	3
NOTRE DAME	12/12/20		22	1-2	.500	1-2	.500	0-0	.000	0-2-2	1	1	0	0	0	3
vs. North Carolina	12/19/20		26	3-6	.500	0-1	.000	6-8	.750	1-3-4	2	3	2	1	1	12
at Louisville	12/26/20	*	36	3-9	.333	1-5	.200	0-0	.000	0-3-3	1	3	1	0	2	7
at Mississippi State	1/2/21	*	43	5-10	.500	1-3	.333	0-0	.000	2-2-4	2	7	3	0	2	11
VANDERBILT	1/5/21	*	23	4-12	.333	1-2	.500	2-3	.667	0-0-0	3	3	0	1	3	11

Career Statistics

Year	GP-GS	Min-Avg	FG-FGA	Pct	3FG-FGA	Pct	FT-FTA	Pct	Off-Def-Tot-Avg	PF-FO	Ast	TO	Blk	Stl	Pts	Avg
2020-21	9-7	264-29.3	23-58	.397	7-21	.333	15-19	.789	4-18-22-2.4	15-0	25	19	2	10	68	7.6
TOTAL	9-7	264-29.3	23-58	.397	7-21	.333	15-19	.789	4-18-22-2.4	15-0	25	19	2	10	68	7.6

BRANDON BOSTON JR.

Freshman | Guard | 6-3 | 185 lbs | Norcross, Ga. | Sierra Canyon

3

[@bboston_](#) |
 [@brandonboston](#)



2020-21 SEASON/CAREER HIGHS		
Points		
Season	20, RICHMOND (11/29/20)	
Career	20, RICHMOND (11/29/20)	
Rebounds		
Season	10, RICHMOND (11/29/20)	
Career	10, RICHMOND (11/29/20)	
Field Goals		
Season	8, RICHMOND (11/29/20)	
Career	8, RICHMOND (11/29/20)	
Field Goals Attempted		
Season	20, RICHMOND (11/29/20)	
Career	20, RICHMOND (11/29/20)	
3-Point Field Goals		
Season	3, vs. Georgia Tech (12/6/20)	
Career	3, vs. Georgia Tech (12/6/20)	
3-Point Field Goals Attempted		
Season	8, NOTRE DAME (12/12/20)	
Career	8, NOTRE DAME (12/12/20)	
Free Throws		
Season	5, 2x, last at Louisville (12/26/20)	
Career	5, 2x, last at Louisville (12/26/20)	
Free Throws Attempted		
Season	8, vs. North Carolina (12/19/20)	
Career	8, vs. North Carolina (12/19/20)	
Assists		
Season	2, 3x, last vs. North Carolina (12/19/20)	
Career	2, 3x, last vs. North Carolina (12/19/20)	
Steals		
Season	3, NOTRE DAME (12/12/20)	
Career	3, NOTRE DAME (12/12/20)	
Blocked Shots		
Season	1, 2x, last at Mississippi St. (1/2/21)	
Career	1, 2x, last at Mississippi St. (1/2/21)	
Minutes Played		
Season	38, RICHMOND (11/29/20)	
Career	38, RICHMOND (11/29/20)	
MISCELLANEOUS		
	2020-21	CAREER
Dunks	5	5
Double-Figure Scoring Games	8	8
Double-Figure Rebounding Games	1	1
Games With Double-Double	1	1
Games Led UK in Scoring	3	3
Games Led UK in Rebounding	2	2
Games Led UK in Assists	1	1
Games Led UK in Steals	3	3
Games Led UK in Blocks	1	1
Games With 3+ Assists	-	-
Games With 3+ Blocks	-	-
Games With 3+ Steals	1	1
Games With 3+ Three-Pointers	1	1

- Leads UK in scoring through the first eight games with a 12.8 average and third with 5.9 boards per game
- Scored in double figures in all but one game, a team best
- Recorded 15 points and seven rebounds vs. North Carolina
- Made three 3-pointers vs. Georgia Tech
- Posted his first career double-double with a game-high 20 points and 10 rebounds against Richmond
- On the Naismith Trophy, Wooden Award and National Association of Basketball Coaches preseason watch lists for respective national player of the year awards
- Preseason All-SEC First Team selection by the coaches and the media
- Preseason All-America Third Team pick by CBS Sports and Stadium
- Preseason watch list for Julius Erving Award, presented annually to the nation's best small forward by the Naismith Memorial Basketball Hall of Fame
- Consensus five-star prospect and Kentucky's top-ranked player in the 2020 class
- Ranked as high as No. 5 overall by Rivals
- Averaged 19.7 points and 7.0 rebounds per game in helping lead Sierra Canyon to a 30-4 mark and a No. 2 national ranking as a senior
- Named the California Male Athlete of the Year and the California Basketball Player of the Year by USA Today. Was also tabbed a First Team Naismith All-American, Second Team Sports Illustrated All-American, SLAM Magazine All-American, California Mr. Basketball and the Gold Coast League MVP
- Averaged 22.8 points, 8.1 rebounds, 3.2 assists and 1.9 steals per game in the Nike Elite Youth Basketball League circuit prior to his senior season
- Earned 2018-19 MaxPreps Boys Basketball Junior All-American Team Honorable Mention distinction after averaging 18.4 points, 5.4 rebounds 1.9 steals while leading his previous high school in Norcross, Georgia, to the state semifinals as a junior

BIO BLAST

Birthday: November 28

Parents: Alissa and Brandon Boston Sr.

Major: Business management

Secret talent ...
Enjoys drawing

Did you know ...
He is interested in film and wants to one day own a production company

Superstitious ...
Eats candy before games and always has a dollar bill in his shoe

Game-By-Game Statistics

Opponent	Date	GS	Min	FG-A	Pct.	3FG-A	Pct.	FT-A	Pct.	Off-Def-Tot	PF	Ast	TO	Blk	Stl	Pts
MOREHEAD STATE	11/25/20	*	33	7-14	.500	0-4	.000	1-1	1.000	2-5-7	3	1	2	0	1	15
RICHMOND	11/29/20	*	38	8-20	.400	0-3	.000	4-6	.667	5-5-10	2	2	2	0	1	20
vs. Kansas	12/1/20	*	31	4-13	.308	0-4	.000	4-4	1.000	1-5-6	1	1	3	0	1	12
vs. Georgia Tech	12/6/20	*	27	4-11	.364	3-7	.429	0-0	.000	1-3-4	2	0	3	0	1	11
NOTRE DAME	12/12/20	*	29	5-15	.333	2-8	.250	2-2	1.000	1-3-4	1	2	2	0	3	14
vs. North Carolina	12/19/20	*	35	5-14	.357	0-3	.000	5-8	.625	3-4-7	3	2	2	1	0	15
at Louisville	12/26/20	*	29	3-11	.273	0-3	.000	5-5	1.000	5-2-7	1	1	2	0	1	11
at Mississippi State	1/2/21	*	31	4-13	.308	0-1	.000	3-5	.600	0-2-2	2	1	1	1	2	11
VANDERBILT	1/5/21	*	27	3-9	.333	0-0	.000	0-0	.000	0-2-2	3	1	0	0	1	6

Career Statistics

Year	GP-GS	Min-Avg	FG-FGA	Pct	3FG-FGA	Pct	FT-FTA	Pct	Off-Def-Tot-Avg	PF-FO	Ast	TO	Blk	Stl	Pts	Avg
2020-21	9-9	280-31.1	43-120	.358	5-33	.152	24-31	.774	18-31-49-5.4	18-0	11	17	2	11	115	12.8
TOTAL	9-9	280-31.1	43-120	.358	5-33	.152	24-31	.774	18-31-49-5.4	18-0	11	17	2	11	115	12.8

TERRENCE CLARKE

Freshman | Guard | 6-7 | 194 lbs | Boston | Brewster Academy

5

[@terrenceclarke_](#)

[@tclarke](#)



2020-21 SEASON/CAREER HIGHS		
Points		
Season	22, vs. Georgia Tech (12/6/20)	
Career	22, vs. Georgia Tech (12/6/20)	
Rebounds		
Season	6, RICHMOND (11/29/20)	
Career	6, RICHMOND (11/29/20)	
Field Goals		
Season	9, vs. Georgia Tech (12/6/20)	
Career	9, vs. Georgia Tech (12/6/20)	
Field Goals Attempted		
Season	14, vs. Georgia Tech (12/6/20)	
Career	14, vs. Georgia Tech (12/6/20)	
3-Point Field Goals		
Season	3, vs. Georgia Tech (12/6/20)	
Career	3, vs. Georgia Tech (12/6/20)	
3-Point Field Goals Attempted		
Season	4, 3x, last NOTRE DAME (12/12/20)	
Career	4, 3x, last NOTRE DAME (12/12/20)	
Free Throws		
Season	5, RICHMOND (11/29/20)	
Career	5, RICHMOND (11/29/20)	
Free Throws Attempted		
Season	9, RICHMOND (11/29/20)	
Career	9, RICHMOND (11/29/20)	
Assists		
Season	4, MOREHEAD STATE (11/25/20)	
Career	4, MOREHEAD STATE (11/25/20)	
Steals		
Season	3, MOREHEAD STATE (11/25/20)	
Career	3, MOREHEAD STATE (11/25/20)	
Blocked Shots		
Season	1, vs. Kansas (12/1/20)	
Career	1, vs. Kansas (12/1/20)	
Minutes Played		
Season	39, NOTRE DAME (12/12/20)	
Career	39, NOTRE DAME (12/12/20)	
MISCELLANEOUS		
	2020-21	CAREER
Dunks	1	1
Double-Figure Scoring Games	4	4
Double-Figure Rebounding Games	-	-
Games With Double-Double	-	-
Games Led UK in Scoring	1	1
Games Led UK in Rebounding	-	-
Games Led UK in Assists	2	2
Games Led UK in Steals	2	2
Games Led UK in Blocks	-	-
Games With 3+ Assists	3	3
Games With 3+ Blocks	-	-
Games With 3+ Steals	1	1
Games With 3+ Three-Pointers	1	1

- Second on the team with a 10.7 scoring average
- Missed the last two games with a lingering right leg injury suffered two weeks earlier
- Taken on an increased role at the point guard position
- Started the Notre Dame game at point guard. He logged 14 points, three assists, two rebounds and a steal in that game
- Breakthrough game vs. Georgia Tech with a career-high 22 points on 9-of-14 shooting, including three 3-pointers
- Solid all-around game with 12 points and a game-high four assists and a game-high three steals in his collegiate debut vs. Morehead State
- Naismith Trophy preseason watch list for national player of the year
- Preseason watch list for Jerry West Award, presented annually to the nation's best shooting guard by the Naismith Memorial Basketball Hall of Fame
- Consensus five-star prospect who is ranked as high as No. 8 in the final Rivals rankings
- Tabbed to the Sports Illustrated All-American Third Team, Naismith All-American Honorable Mention, New England Preparatory School Athletic Council AAA Player of the Year and a NEPSAC AAA First Team selection
- Chosen for the McDonald's All American Game, the Allen Iverson Roundball Classic and the Jordan Brand Classic
- Member of the Brewster Academy team that won the 2019 National Prep Championships and led his team back to the 2020 finals with a 34-3 record before the COVID-19 pandemic canceled the rest of the event
- Averaged 16.2 points per game to go along with 5.1 rebounds and 3.7 assists per game in the 2019 Nike Elite Youth Basketball League

BIO BLAST

Birthday: September 6

Parents: Osmine Clarke and Adrian Briggs

Major: Communication

Did you know ...
He played Caribbean pan as a kid

Few of his favorites ...
The Fast and Furious series are his favorite movies and macaroni and cheese is his favorite food

Favorite memory as a hooper ...
Winning the 2019 national championship with Brewster Academy

Game-By-Game Statistics

Opponent	Date	GS	Min	FG-A	Pct.	3FG-A	Pct.	FT-A	Pct.	Off-Def-Tot	Pf	Ast	TO	Blk	Stl	Pts
MOREHEAD STATE	11/25/20	*	31	5-9	.556	0-2	.000	2-5	.400	1-3-4	1	4	2	0	3	12
RICHMOND	11/29/20	*	35	5-10	.500	0-2	.000	5-9	.556	1-5-6	2	1	4	0	1	15
vs. Kansas	12/1/20	*	35	3-11	.273	0-4	.000	0-0	.000	2-1-3	5	2	3	1	0	6
vs. Georgia Tech	12/6/20	*	38	9-14	.643	3-4	.750	1-2	.500	1-2-3	1	3	4	0	0	22
NOTRE DAME	12/12/20	*	39	6-13	.462	2-4	.500	0-0	.000	2-0-2	2	3	4	0	1	14
vs. North Carolina	12/19/20	*	25	3-11	.273	0-3	.000	0-1	.000	0-3-3	5	0	3	0	0	6
at Louisville	12/26/20		16	0-4	.000	0-3	.000	0-0	.000	0-0-0	0	0	1	0	0	0
at Mississippi State	1/2/21															
VANDERBILT	1/5/21															

Career Statistics

Year	GP-GS	Min-Avg	FG-FGA	Pct	3FG-FGA	Pct	FT-FTA	Pct	Off-Def-Tot-Avg	PF-FO	Ast	TO	Blk	Stl	Pts	Avg
2020-21	7-6	219-31.3	31-72	.431	5-22	.227	8-17	.471	6-15-21-3.0	16-2	13	21	1	5	75	10.7
TOTAL	7-6	219-31.3	31-72	.431	5-22	.227	8-17	.471	6-15-21-3.0	16-2	13	21	1	5	75	10.7

DAVION MINTZ

Graduate Student | Guard | 6-3 | 196 lbs | Charlotte, N.C. | Creighton

10

[@deemintz1](#) | [@davion](#)



2020-21 SEASON/CAREER HIGHS*		
Points		
Season	19, at Louisville (12/26/20)	
Career	21, MARQUETTE (1/9/19)	
Rebounds		
Season	8, vs. North Carolina (12/19/20)	
Career	9, VILLANOVA (2/24/18)	
Field Goals		
Season	6, 2x, last at Louisville (12/26/20)	
Career	8, MARQUETTE (1/9/19)	
Field Goals Attempted		
Season	12, at Louisville (12/26/20)	
Career	14, 2x, last at Villanova (2/6/19)	
3-Point Field Goals		
Season	4, at Louisville (12/26/20)	
Career	5, MARQUETTE (1/9/19)	
3-Point Field Goals Attempted		
Season	7, vs. Georgia Tech (12/6/20)	
Career	8, MARQUETTE (1/9/19)	
Free Throws		
Season	4, MOREHEAD STATE (11/25/20)	
Career	7, MARQUETTE (1/21/17)	
Free Throws Attempted		
Season	5, 2x, last at Louisville (12/26/20)	
Career	10, vs. UCLA (11/20/17)	
Assists		
Season	6, vs. Georgia Tech (12/6/20)	
Career	8, MARQUETTE (1/21/17)	
Steals		
Season	2, 3x, last at Louisville (12/26/20)	
Career	6, at Marquette (3/3/19)	
Blocked Shots		
Season	1, at Mississippi St. (1/2/21)	
Career	2, vs. Loyola Chicago (3/19/19)	
Minutes Played		
Season	41, at Mississippi St. (1/2/21)	
Career	45, at Villanova (2/6/19)	
MISCELLANEOUS		
	2020-21	CAREER*
Dunks	1	8
Double-Figure Scoring Games	5	29
Double-Figure Rebounding Games	-	0
Games With Double-Double	-	0
Games Led UK in Scoring	3	4
Games Led UK in Rebounding	2	4
Games Led UK in Assists	3	24
Games Led UK in Steals	4	21
Games Led UK in Blocks	-	6
Games With 3+ Assists	4	44
Games With 3+ Blocks	-	0
Games With 3+ Steals	-	3
Games With 3+ Three-Pointers	2	7

*includes Creighton statistics

- Averaged 12.3 points, 5.0 rebounds, 2.8 assists and 1.0 steals per game since entering the starting lineup against Notre Dame
- Lifted UK to a three-point win with a 3-pointer from the left corner against Vanderbilt with 47 seconds to play
- Scored a season-high 19 points with four 3-pointers to go with seven rebounds, two assists and a pair of steals at Louisville
- Posted 17 points, eight rebounds and three 3-pointers, all team highs, vs. North Carolina
- Posted six assists vs. Georgia Tech
- In his 100th collegiate game, led UK with 12 points, two assists and a pair of steals against Kansas
- Scored 10 points with a pair of 3-pointers against Morehead State in his first game as a Wildcat and first collegiate game since 2018-19
- Graduate transfer who redshirted for Creighton's Big East champion team that finished 24-7 after battling ankle injuries throughout the season
- Missed all of last season with an injury at Creighton
- Most 185-pound bench lifts on the team with 14 reps
- Appeared in 97 career games with 79 starts at Creighton
 - In 2018-19, started all 35 games in the backcourt, averaging 9.7 points, 3.0 assists and 3.0 rebounds in 28.8 minutes per game
 - Ranked second on the team with 40 steals, third with 60 free throws made and fourth with 43 3-pointers made
 - Poured in a career-high 21 points and made 5 of 8 trifectas vs. No. 21 Marquette
 - As a sophomore, started all but one game at point guard and averaged 6.1 points, 3.2 rebounds and a team-high 3.1 assists per game
 - Led the Big East and ranked 15th nationally in assist-to-turnover ratio and also led the Big East in assist-to-turnover ratio in league play only

BIO BLAST

Birthday: June 30

Parents: Sean and Sandy Mintz

Major: Graduate degree in kinesiology and health promotion

Why No. 10 ...

Because it means complete and is one of his favorite numbers

Furry friend ...

Adopted a dog in 2020 and named her Kogji after Kobe and Gianna Bryant

What's playing pregame ...

Listens to Eric Thomas, a hip-hop motivational preacher, R&B, gospel

Game-By-Game Statistics

Opponent	Date	GS	Min	FG-A	Pct.	3FG-A	Pct.	FT-A	Pct.	Off-Def-Tot	PF	Ast	TO	Blk	Stl	Pts
MOREHEAD STATE	11/25/20		17	2-4	.500	2-3	.667	4-4	1.000	0-1-1	1	3	2	0	1	10
RICHMOND	11/29/20		9	0-4	.000	0-2	.000	0-0	.000	1-0-1	1	0	0	0	1	0
vs. Kansas	12/1/20		22	4-11	.364	2-5	.400	2-4	.500	2-0-2	0	2	3	0	2	12
vs. Georgia Tech	12/6/20		28	2-8	.250	1-7	.143	2-2	1.000	0-3-3	1	6	2	0	1	7
NOTRE DAME	12/12/20	*	30	3-9	.333	0-5	.000	1-1	1.000	1-2-3	3	4	2	0	2	7
vs. North Carolina	12/19/20	*	37	6-11	.545	3-6	.500	2-5	.400	3-5-8	3	2	2	0	0	17
at Louisville	12/26/20	*	38	6-12	.500	4-6	.667	3-5	.600	2-5-7	4	2	2	0	2	19
at Mississippi State	1/2/21	*	41	3-10	.300	1-4	.250	0-2	.000	0-4-4	1	4	5	1	1	7
VANDERBILT	1/5/21	*	35	3-8	.375	2-5	.400	3-4	.750	0-3-3	2	2	0	0	0	11

Career Statistics

Year	GP-GS	Min-Avg	FG-FGA	Pct	3FG-FGA	Pct	FT-FTA	Pct	Off-Def-Tot-Avg	PF-FO	Ast	TO	Blk	Stl	Pts	Avg
2016-17	29-12	354-12.2	30-78	.385	9-25	.360	26-33	.788	1-31-32-1.1	35-0	52	34	4	15	95	3.3
2017-18	33-32	696-21.1	61-151	.404	19-54	.352	60-82	.732	8-96-104.32	44-1	102	36	3	14	201	6.1
2018-19	35-35	1009-28.8	119-286	.416	43-124	.347	60-83	.723	18-87-105-3.0	70-0	105	76	4	40	341	9.7
2020-21	9-5	257-28.6	29-77	.377	15-43	.349	17-27	.630	9-23-32-3.6	16-0	25	18	1	10	90	10.0
TOTAL	106-84	2316-21.8	239-592	.404	86-246	.350	163-225	.724	36-237-273-2.6	165-1	284	164	12	79	727	6.9

DONTAIE ALLEN

R-Freshman | Guard | 6-6 | 198 lbs | Falmouth, Ky. | Pendleton County

11



[@DontaieAllen11](#) |
 [@dontaieallen11](#) |
 [@tay.allen.3139](#)

2020-21 SEASON/CAREER HIGHS		
Points		
Season	23, at Mississippi St. (1/2/21)	
Career	23, at Mississippi St. (1/2/21)	
Rebounds		
Season	5, VANDERBILT (1/5/21)	
Career	5, VANDERBILT (1/5/21)	
Field Goals		
Season	8, at Mississippi St. (1/2/21)	
Career	8, at Mississippi St. (1/2/21)	
Field Goals Attempted		
Season	13, at Mississippi St. (1/2/21)	
Career	13, at Mississippi St. (1/2/21)	
3-Point Field Goals		
Season	7, at Mississippi St. (1/2/21)	
Career	7, at Mississippi St. (1/2/21)	
3-Point Field Goals Attempted		
Season	11, at Mississippi St. (1/2/21)	
Career	11, at Mississippi St. (1/2/21)	
Free Throws		
Season	4, VANDERBILT (1/5/21)	
Career	4, VANDERBILT (1/5/21)	
Free Throws Attempted		
Season	4, VANDERBILT (1/5/21)	
Career	4, VANDERBILT (1/5/21)	
Assists		
Season	-	
Career	-	
Steals		
Season	-	
Career	-	
Blocked Shots		
Season	1, 2x, last VANDERBILT (1/5/21)	
Career	1, 2x, last VANDERBILT (1/5/21)	
Minutes Played		
Season	32, 2x, last VANDERBILT (1/5/21)	
Career	32, 2x, last VANDERBILT (1/5/21)	
MISCELLANEOUS		
	2020-21	CAREER
Dunks	-	-
Double-Figure		
Scoring Games	2	2
Double-Figure		
Rebounding Games	-	-
Games With		
Double-Double	-	-
Games Led UK		
in Scoring	1	1
Games Led UK		
in Rebounding	-	-
Games Led UK		
in Assists	-	-
Games Led UK		
in Steals	-	-
Games Led UK		
in Blocks	-	-
Games With		
3+ Assists	-	-
Games With		
3+ Blocks	-	-
Games With		
3+ Steals	-	-
Games With		
3+ Three-Pointers	1	1

- Named SEC Freshman of the Week on Jan. 4 after he enjoyed one of the all-time breakthrough performances with 23 points in 32 minutes on 8-of-13 shooting, including 7 of 11 from 3-point range, to fuel a nine-point comeback victory at Mississippi State, all career highs
 - Played just one minute over the previous three games and 20 career minutes
 - Just the sixth freshman in school history to make seven or more treys in a game
 - Nearly all of his 3-pointers helped turn the game around, including three during the second-half comeback run, one during the first overtime to take the lead and eventually force overtime, and a dagger in the second overtime
 - Allen on the performance: "I didn't know when my opportunity was going to come. Obviously, it could have come today, next week or next month. Nobody knows, so I was just keeping my head down and just working hard. I am thankful for the opportunity."
- Had 14 points, five rebounds and a block in the win over Vanderbilt with two key 3-pointers and two free throws late in the game
- Knocked down a 3 and scored four points in his college debut vs. Morehead State
 - First action in any official game -- high school or college -- since December 2018
- Redshirted his freshman year after suffering a torn ACL in his left knee during his senior high school season, limiting his final year to just 13 games
- Became the first in-state signee for Kentucky since 2013
- 18th player in program history to earn Kentucky Mr. Basketball honors
- Concluded high school career with 3,255 points, 11th all-time in state history
- Averaged 42.9 points and 14.2 boards per game during his senior season
 - Dropped 50 or more points in six of his first 12 games
- Averaged 31.8 points and 11.4 rebounds per game during his junior season
 - Shot 59.1% from the floor and 39.6% from 3-point range
- Great size and frame, including an 86.5-inch wingspan and a team-high hand width of 11.5 inches

BIO BLAST

Birthday: November 5

Parents: April and Tony Thomas

Major: Communication

Most prized possession ...
His shoe collection

Why No. 11 ...
Because it's his favorite number, No. 1, twice

Inked ...
His favorite tattoo is the one of him on his left shoulder sitting on a basketball

Game-By-Game Statistics

Opponent	Date	GS	Min	FG-A	Pct.	3FG-A	Pct.	FT-A	Pct.	Off-Def-Tot	PF	Ast	TO	Blk	Stl	Pts
MOREHEAD STATE	11/25/20	6	1-3	.333	1-3	.333	1-2	.500	1-0-1	1	0	1	0	0	0	4
RICHMOND	11/29/20															
DNP - Coach's decision																
vs. Kansas	12/1/20	9	1-2	.500	1-2	.500	0-0	.000	0-0-0	1	0	0	0	0	0	3
vs. Georgia Tech	12/6/20	4	0-1	.000	0-1	.000	0-0	.000	0-0-0	1	0	3	0	0	0	0
NOTRE DAME	12/12/20															
DNP - Coach's decision																
vs. North Carolina	12/19/20	1	0-0	.000	0-0	.000	0-0	.000	0-0-0	1	0	0	0	0	0	0
at Louisville	12/26/20															
DNP - Coach's decision																
vs. Mississippi State	1/2/21	32	8-13	.615	7-11	.529	0-0	.000	0-4-4	3	0	0	1	0	0	23
VANDERBILT	1/5/21	32	4-10	.400	2-5	.400	4-4	1.000	0-5-5	1	0	1	1	0	0	14

Career Statistics

Year	GP-GS	Min-Avg	FG-FGA	Pct	3FG-FGA	Pct	FT-FTA	Pct	Off-Def-Tot-Avg	PF-FO	Ast	TO	Blk	Stl	Pts	Avg
2020-21	6-0	84-14.0	14-29	.483	11-22	.500	5-6	.833	1-9-10-1.7	8-0	0	5	2	0	44	7.3
TOTAL	6-0	84-14.0	14-29	.483	11-22	.500	5-6	.833	1-9-10-1.7	8-0	0	5	2	0	44	7.3

KEION BROOKS JR.

Sophomore | Forward | 6-7 | 205 lbs | Fort Wayne, Ind. | La Lumiere

12



[@KeionB_12](#) |
 [@klbj.xii](#)

2020-21 SEASON/CAREER HIGHS		
Points		
Season	-	
Career	15, FAIRLEIGH DICKINSON (12/7/19)	
Rebounds		
Season	-	
Career	9, at Tennessee (2/8/20)	
Field Goals		
Season	-	
Career	6, FAIRLEIGH DICKINSON (12/7/19)	
Field Goals Attempted		
Season	-	
Career	11, FAIRLEIGH DICKINSON (12/7/19)	
3-Point Field Goals		
Season	-	
Career	2, at Florida (3/7/20)	
3-Point Field Goals Attempted		
Season	-	
Career	2, 6x, last at Florida (3/7/20)	
Free Throws		
Season	-	
Career	4, at Arkansas (1/28/20)	
Free Throws Attempted		
Season	-	
Career	6, 2x, last at Arkansas (1/28/20)	
Assists		
Season	-	
Career	1, 6x, last vs. Ohio State (12/21/19)	
Steals		
Season	-	
Career	2, 2x, last at Florida (3/7/20)	
Blocked Shots		
Season	-	
Career	2, vs. Ohio State (12/21/19)	
Minutes Played		
Season	-	
Career	27, at Florida (3/7/20)	
MISCELLANEOUS		
	2020-21	CAREER
Dunks	-	9
Double-Figure Scoring Games	-	5
Double-Figure Rebounding Games	-	0
Games With Double-Double	-	0
Games Led UK in Scoring	-	0
Games Led UK in Rebounding	-	2
Games Led UK in Assists	-	0
Games Led UK in Steals	-	2
Games Led UK in Blocks	-	2
Games With 3+ Assists	-	0
Games With 3+ Blocks	-	0
Games With 3+ Steals	-	0
Games With 3+ Three-Pointers	-	0

- Medically cleared to return to competition and available to play at Florida after missing the first nine games of the season with a left leg injury
 - Went through his first full practice since the injury on Thursday but has been conditioning and participating with the team in non-contact drills
- Played in all 31 games with six starts and five double-figure scoring games in his freshman season
 - Played a career-high 27 minutes in the 18-point comeback at Florida, posting his fifth double-figure scoring game of the season with 10 points, including a career-high two 3-pointers
 - After coming up with a key defensive rebound, hit the game-clinching free throws in the final seconds vs. Ole Miss
 - Grabbed a career-high nine rebounds in 26 minutes at Tennessee
 - Emerged as a spark in the games at Arkansas and vs. Georgia, posting 10 points and seven rebounds vs. the Razorbacks and eight points and five rebounds vs. the Bulldogs, igniting game-changing runs in both games
 - Scored a career-high 15 points to go along with five rebounds vs. Fairleigh Dickinson on 6-of-11 shooting in an efficient 16 minutes of action
 - Posted his first double-figure scoring game as a Wildcat against Eastern Kentucky with 11 points
- 85-inch wingspan
- Ranked the No. 24 overall player by the Recruiting Services Consensus Index
- Averaged 20.1 points and 7.5 rebounds per game for La Lumiere School, which appeared in the GEICO High School Nationals
 - In the semifinals of that tournament scored a team-high 20 points
- Underrated athlete with a 37-inch vertical
- Tabbed the Wayne Area Player of the Year and Fort Wayne News Player of the Year
- Scored 15 points in the Jordan Brand Classic

BIO BLAST

Birthday: August 7

Parents: Sarita and Keion Brooks Sr.

Major: Communication

Did you know ...
His father played basketball at Wright State and Keion wears No. 12 because that was his father's number as well

Get involved ...
Member of the 2020-21 NABC Player Development Coalition, the 2020-21 SEC Council on Racial Equality and Social Justice

Game-By-Game Statistics

Opponent	Date	GS	Min	FG-A	Pct.	3FG-A	Pct.	FT-A	Pct.	Off-Def-Tot	PF	Ast	TO	Blk	Stl	Pts
MOREHEAD STATE	11/25/20															
RICHMOND	11/29/20															
vs. Kansas	12/1/20															
vs. Georgia Tech	12/6/20															
NOTRE DAME	12/12/20															
vs. North Carolina	12/19/20															
at Louisville	12/26/20															
at Mississippi State	1/2/21															
VANDERBILT	1/5/21															

Career Statistics

Year	GP-GS	Min-Avg	FG-FGA	Pct	3FG-FGA	Pct	FT-FTA	Pct	Off-Def-Tot-Avg	PF-FO	Ast	TO	Blk	Stl	Pts	Avg
2019-20	31-6	470-15.2	58-123	.472	5-19	.263	17-27	.630	31-68-99-3.2	46-0	6	25	13	11	138	4.5
2020-21																
TOTAL	31-6	470-15.2	58-123	.472	5-19	.263	17-27	.630	31-68-99-3.2	46-0	6	25	13	11	138	4.5

RILEY WELCH

Senior | Guard | 6-0 | 185 lbs | Littleton, Colo. | College of the Desert

13



[@Riley_Welch](#) |
 [@riley_welch](#) |
 [@Riley.Welch13](#)

2020-21 SEASON/CAREER HIGHS*	
Points	
Season	-
Career	5, at Denver (11/12/17)
Rebounds	
Season	-
Career	4, UC RIVERSIDE (1/24/18)
Field Goals	
Season	-
Career	1, 4x, last at Hawaii (2/24/18)
Field Goals Attempted	
Season	-
Career	3, at Hawaii (2/24/18)
3-Point Field Goals	
Season	-
Career	1, 2x, last CHAPMAN (11/14/17)
3-Point Field Goals Attempted	
Season	-
Career	1, 8x, last at Hawaii (2/24/18)
Free Throws	
Season	-
Career	2, 2x, last UC RIVERSIDE (1/24/18)
Free Throws Attempted	
Season	-
Career	2, 2x, last UC RIVERSIDE (1/24/18)
Assists	
Season	-
Career	4, CHAPMAN (11/14/17)
Steals	
Season	-
Career	1, 4x, last LAMAR (11/24/19)
Blocked Shots	
Season	-
Career	-
Minutes Played	
Season	1, MOREHEAD STATE (11/25/20)
Career	14, UC RIVERSIDE (1/24/18)
MISCELLANEOUS	
	2020-21 CAREER*
Dunks	-
Double-Figure	-
Scoring Games	0
Double-Figure	-
Rebounding Games	0
Games With	-
Double-Double	0
Games Led UK	-
in Scoring	0
Games Led UK	-
in Rebounding	0
Games Led UK	-
in Assists	2
Games Led UK	-
in Steals	0
Games Led UK	-
in Blocks	0
Games With	-
3+ Assists	2
Games With	-
3+ Blocks	0
Games With	-
3+ Steals	0
Games With	-
3+ Three-Pointers	0

*Division I statistics only

- Walk-on
- Saw action vs. Morehead State in the last minute
- Participated in the 2020 SEC Career Tour
- Made four appearances with two steals in 2019-20
 - Made first appearance as a Wildcat in regular-season action vs. Eastern Kentucky and recorded a steal
- Saw action in 27 games a season ago at the College of the Desert
 - Averaged 8.2 points, 5.0 assists and 3.5 rebounds per game
 - Dished out a team-high 134 assists and sunk 31 shots from beyond the arc
 - Scored a career-high 29 points vs. San Jacinto on 9-of-11 shooting and 10 of 11 from the free-throw line
- Played at UC Irvine his freshman season, appearing in 27 games
 - Saw double-digit minutes four times
 - Scored five points in his collegiate debut at Denver
- Played for Chatfield High School to conclude his prep career
 - Won a league or county championship during all four years of his high school career
 - 2016 Chauncey Billups regional champion
 - School reached the Colorado High School Activities Association Final Four in 2016
 - Two-time All-Conference performer
 - Academic All-State

BIO BLAST

Birthday: September 26

Parents: Jean and John Welch

Major: Liberal studies

Why No. 13 ...
Because it was Steve Nash's number

Most famous people he's hooped with ...
Carmelo Anthony, Allen Iverson and Chris Paul

Basketball's in the blood ...
Father played basketball at UNLV and has served as a coach in the NBA for 15 years

Game-By-Game Statistics

Opponent	Date	GS	Min	FG-A	Pct.	3FG-A	Pct.	FT-A	Pct.	Off-Def-Tot	PF	Ast	TO	Blk	Stl	Pts
MOREHEAD STATE	11/25/20	1	0-0	.000	0-0	.000	0-0	.000	0-0-0	0	0	0	0	0	0	0
RICHMOND	11/29/20															
vs. Kansas	12/1/20															
vs. Georgia Tech	12/6/20															
NOTRE DAME	12/12/20															
vs. North Carolina	12/19/20															
at Louisville	12/26/20															
at Mississippi State	1/2/21															
VANDERBILT	1/5/21															

Career Statistics

Year	GP-GS	Min-Avg	FG-FGA	Pct	3FG-FGA	Pct	FT-FTA	Pct	Off-Def-Tot-Avg	PF-FO	Ast	TO	Blk	Stl	Pts	Avg
2017-18	27-0	143-5.8	4-13	.308	2-8	.250	4-5	.800	2-12-14-0.5	22-0	15	7	0	2	14	0.5
2019-20	4-0	3-0.8	0-1	.000	0-0	.000	0-0	.000	0-0-0-0.0	0-0	0	0	0	2	0	0.0
2020-21	1-0	1-1.0	0-0	.000	0-0	.000	0-0	.000	0-0-0-0.0	0-0	0	0	0	0	0	0.0
TOTAL	32-0	147-4.6	4-14	.286	2-8	.250	4-5	.800	2-12-14-0.5	22-0	15	7	0	4	14	0.5

BRENNAN CANADA

Sophomore | Forward | 6-6 | 198 lbs | Mount Sterling, Ky. | George Rogers Clark

14



Twitter: @brennanc14

Instagram: @brennanc14

2020-21 SEASON/CAREER HIGHS		
Points		
Season	-	
Career	-	
Rebounds		
Season	-	
Career	-	
Field Goals		
Season	-	
Career	-	
Field Goals Attempted		
Season	-	
Career	-	
3-Point Field Goals		
Season	-	
Career	-	
3-Point Field Goals Attempted		
Season	-	
Career	-	
Free Throws		
Season	-	
Career	-	
Free Throws Attempted		
Season	-	
Career	-	
Assists		
Season	-	
Career	-	
Steals		
Season	-	
Career	-	
Blocked Shots		
Season	-	
Career	-	
Minutes Played		
Season	1, MOREHEAD STATE (11/25/20)	
Career	1, 4x, last MOREHEAD ST. (11/25/20)	
MISCELLANEOUS		
	2020-21	CAREER
Dunks	-	0
Double-Figure Scoring Games	-	0
Double-Figure Rebounding Games	-	0
Games With Double-Double	-	0
Games Led UK in Scoring	-	0
Games Led UK in Rebounding	-	0
Games Led UK in Assists	-	0
Games Led UK in Steals	-	0
Games Led UK in Blocks	-	0
Games With 3+ Assists	-	0
Games With 3+ Blocks	-	0
Games With 3+ Steals	-	0
Games With 3+ Three-Pointers	-	0

- Walk-on
- Saw action vs. Morehead State in the last minute
- Made four appearances in his first season
 - Made first appearance as a Wildcat in regular-season action vs. Eastern Kentucky
- Capped his high school career with 1,371 career points and 776 rebounds
 - Two-year captain
 - Named an All-10th Region First Team selection
 - Averaged 15.0 points and 9.5 rebounds per game as a senior
 - Had 13 double-doubles
 - Double-digit scorer over his final three seasons
 - Three-time All-District Team selection and a three-time All-District Tournament Team pick
- Team claimed two District 40 titles
- 10th Region runners-up in 2019

BIO BLAST

Birthday: July 15

Parents: Melissa and Lynn Canada

Major: Communication

I'll be your hero ...

His definition of a hero is someone who you can rely on and follow

Fan of the Wildcats ...

Born in Lexington, Ky., and cheered for the Wildcats growing up. De'Aaron Fox is his favorite former Wildcat

Giving back ...

Participated in Big Brothers, Big Sisters

Game-By-Game Statistics

Opponent	Date	GS	Min	FG-A	Pct.	3FG-A	Pct.	FT-A	Pct.	Off-Def-Tot	PF	Ast	TO	Blk	Stl	Pts
MOREHEAD STATE	11/25/20	1	0-0	.000	0-0	.000	0-0	.000	0-0-0	0	0	0	0	0	0	0
RICHMOND	11/29/20															
vs. Kansas	12/1/20															
vs. Georgia Tech	12/6/20															
NOTRE DAME	12/12/20															
vs. North Carolina	12/19/20															
at Louisville	12/26/20															
at Mississippi State	1/2/21															
VANDERBILT	1/5/21															

Career Statistics

Year	GP-GS	Min-Avg	FG-FGA	Pct	3FG-FGA	Pct	FT-FTA	Pct	Off-Def-Tot-Avg	PF-FO	Ast	TO	Blk	Stl	Pts	Avg
2019-20	4-0	3-0.8	0-0	.000	0-0	.000	0-0	.000	0-0-0-0.0	0-0	0	1	0	0	0	0.0
2020-21	1-0	1-1.0	0-0	.000	0-0	.000	0-0	.000	0-0-0-0.0	0-0	0	0	0	0	0	0.0
TOTAL	5-0	4-0.8	0-0	.000	0-0	.000	0-0	.000	0-0-0-0.0	0-0	0	1	0	0	0	0.0

CAM'RON FLETCHER

Freshman | Forward | 6-6 | 215 lbs | St. Louis | Vashon

21



[@CamRonFletcher1](#)

[@camron](#)

2020-21 SEASON/CAREER HIGHS

Points		
Season	9, MOREHEAD STATE (11/25/20)	
Career	9, MOREHEAD STATE (11/25/20)	
Rebounds		
Season	6, RICHMOND (11/29/20)	
Career	6, RICHMOND (11/29/20)	
Field Goals		
Season	4, MOREHEAD STATE (11/25/20)	
Career	4, MOREHEAD STATE (11/25/20)	
Field Goals Attempted		
Season	5, MOREHEAD STATE (11/25/20)	
Career	5, MOREHEAD STATE (11/25/20)	
3-Point Field Goals		
Season	1, MOREHEAD STATE (11/25/20)	
Career	1, MOREHEAD STATE (11/25/20)	
3-Point Field Goals Attempted		
Season	2, vs. Kansas (12/1/20)	
Career	2, vs. Kansas (12/1/20)	
Free Throws		
Season	-	
Career	-	
Free Throws Attempted		
Season	-	
Career	-	
Assists		
Season	3, MOREHEAD STATE (11/25/20)	
Career	3, MOREHEAD STATE (11/25/20)	
Steals		
Season	2, vs. Kansas (12/1/20)	
Career	2, vs. Kansas (12/1/20)	
Blocked Shots		
Season	-	
Career	-	
Minutes Played		
Season	17, MOREHEAD STATE (11/25/20)	
Career	17, MOREHEAD STATE (11/25/20)	
MISCELLANEOUS		
2020-21	CAREER	
Dunks	-	-
Double-Figure Scoring Games	-	-
Double-Figure Rebounding Games	-	-
Games With Double-Double	-	-
Games Led UK in Scoring	-	-
Games Led UK in Rebounding	-	-
Games Led UK in Assists	-	-
Games Led UK in Steals	2	2
Games Led UK in Blocks	-	-
Games With 3+ Assists	1	1
Games With 3+ Blocks	-	-
Games With 3+ Steals	-	-
Games With 3+ Three-Pointers	-	-

- Suspended for the Louisville game for conduct detrimental to the team but returned to the team the next week
 - Calipari: "We understood that this is for the long haul. This is to get you to change. There were a couple of other things that I said to him that I absolutely expected, that if you wanted to be a part of it, this is how this would be. And he was great. I think the kid feels bad, but he had to have a wake-up call. The conversation was, he came in and he hugged me. 'Coach, I'm telling you, I'm going to be a different guy.' Perfect.
- Logged his first career start vs. Richmond
- Did a little bit of everything for the Wildcats in his collegiate debut vs. Morehead State with nine points, five boards, three assists and a steal in an efficient 17 minutes
- Consensus four-star prospect who was ranked as high as No. 49 in the country by Rivals
- Averaged 20.6 points, 9.8 rebounds and 2.7 blocks per game to lead Vashon High School to the Missouri State High School Activities Association Class 4 state semifinals before postseason play was canceled
- Named the Missouri Basketball Coaches Association Class 4 Player of the Year and was a MBCAC CLASS 5 All-State Team selection
- Two-time state champion
- During the 2019 Nike Elite Youth Basketball League, averaged 11.8 points, 6.5 rebounds and 1.4 assists per game
- Climbed the rankings after his surge in the Nike EYBL circuit and a standout performance at the NBPA Top 100 Camp in 2019

BIO BLAST

Birthdate: July 10

Parents: Tamika Fletcher and Michael Henderson

Major: Undeclared/exploratory studies in agriculture

First flush ...
Dunked for the first time at age 13

Few of his favorites ...
Movie is Boyz n the Hood and favorite food is chicken

Best basketball memory ...
Winning the state championship

Game-By-Game Statistics

Opponent	Date	GS	Min	FG-A	Pct.	3FG-A	Pct.	FT-A	Pct.	Off-Def-Tot	PF	Ast	TO	Blk	Stl	Pts
MOREHEAD STATE	11/25/20		17	4-5	.800	1-1	1.000	0-0	.000	1-4-5	3	3	0	0	1	9
RICHMOND	11/29/20	*	15	2-3	.667	0-0	.000	0-0	.000	2-4-6	2	0	2	0	1	4
vs. Kansas	12/1/20		13	0-2	.000	0-2	.000	0-0	.000	0-2-2	0	0	0	0	2	0
vs. Georgia Tech	12/6/20		1	0-0	.000	0-0	.000	0-0	.000	0-0-0	0	0	0	0	0	0
NOTRE DAME	12/12/20		4	0-1	.000	0-1	.000	0-0	.000	0-0-0	0	0	0	0	0	0
vs. North Carolina	12/19/20		2	0-0	.000	0-0	.000	0-0	.000	0-0-0	1	0	0	0	1	0
at Louisville	12/26/20									DNP - Suspended						
at Mississippi State	1/2/21									DNP - Coach's decision						
VANDERBILT	1/5/21									DNP - Coach's decision						

Career Statistics

Year	GP-GS	Min-Avg	FG-FGA	Pct	3FG-FGA	Pct	FT-FTA	Pct	Off-Def-Tot-Avg	PF-FO	Ast	TO	Blk	Stl	Pts	Avg
2020-21	6-1	52-8.7	6-11	.545	1-4	.250	0-0	.000	3-10-13-2.2	8-0	3	2	0	5	13	2.2
TOTAL	6-1	52-8.7	6-11	.545	1-4	.250	0-0	.000	3-10-13-2.2	8-0	3	2	0	5	13	2.2

ISAIAH JACKSON

Freshman | Forward | 6-10 | 206 lbs | Pontiac, Mich. | Waterford Mott

23



[@IJackson22](#)

[@isaiahjackson22](#)

2020-21 SEASON/CAREER HIGHS

Points		
Season	9, 2x, last vs. Georgia Tech (12/6/20)	
Career	9, 2x, last vs. Georgia Tech (12/6/20)	
Rebounds		
Season	14, RICHMOND (11/29/20)	
Career	14, RICHMOND (11/29/20)	
Field Goals		
Season	4, 2x, last vs. Georgia Tech (12/6/20)	
Career	4, 2x, last vs. Georgia Tech (12/6/20)	
Field Goals Attempted		
Season	8, 2x, last vs. Georgia Tech (12/6/20)	
Career	8, 2x, last vs. Georgia Tech (12/6/20)	
3-Point Field Goals		
Season	-	
Career	-	
3-Point Field Goals Attempted		
Season	1, 2x, last vs. Kansas (12/1/20)	
Career	1, 2x, last vs. Kansas (12/1/20)	
Free Throws		
Season	3, at Louisville (12/26/20)	
Career	3, at Louisville (12/26/20)	
Free Throws Attempted		
Season	5, RICHMOND (11/29/20)	
Career	5, RICHMOND (11/29/20)	
Assists		
Season	4, vs. Georgia Tech (12/6/20)	
Career	4, vs. Georgia Tech (12/6/20)	
Steals		
Season	3, at Mississippi St. (1/2/21)	
Career	3, at Mississippi St. (1/2/21)	
Blocked Shots		
Season	8, vs. Kansas (12/1/20)	
Career	8, vs. Kansas (12/1/20)	
Minutes Played		
Season	32, vs. Georgia Tech (12/6/20)	
Career	32, vs. Georgia Tech (12/6/20)	
MISCELLANEOUS		
	2020-21	CAREER
Dunks	3	3
Double-Figure Scoring Games	-	-
Double-Figure Rebounding Games	3	3
Games With Double-Double	-	-
Games Led UK in Scoring	-	-
Games Led UK in Rebounding	4	4
Games Led UK in Assists	-	-
Games Led UK in Steals	3	3
Games Led UK in Blocks	8	8
Games With 3+ Assists	1	1
Games With 3+ Blocks	3	3
Games With 3+ Steals	1	1
Games With 3+ Three-Pointers	-	-

- Leads UK in rebounds per game (7.3) and leads the SEC in blocks per game (2.7)
- Block percent is 13.2, the same as Nerlens Noel in 2012-13 and only slightly behind Anthony Davis in 2011-12 (13.8%)
- Gave Kentucky a burst at Louisville with seven points, seven boards, three blocks and a pair of steals
- Introduced himself to the nation with seven points, 12 rebounds, eight swats vs. Kansas
 - First UK player with eight or more blocks since Willie Cauley-Stein had nine against Boise State on Dec. 10, 2013, and the most ever by a Wildcat vs. an Associated Press top-10 opponent
- Despite tweaking his ankle vs. Morehead State, grabbed 14 rebounds and blocked two shots vs. Richmond
- Preseason watch list for Karl Malone Award, presented annually to the nation's best power forward by the Naismith Memorial Basketball Hall of Fame
- Considered a five-star prospect by Rivals, where he was ranked the No. 28 overall player in the class
- 2020 Big Blue Madness slam dunk contest champion
- Impressive athletic ability with an 86.5-inch wingspan and clocked the fastest 3/4-court sprint on the team at 3.21 seconds
- Averaged 19.7 points, 13.0 rebounds, 7.7 blocks, 3.3 assists and 2.1 steals per game for Waterford Mott his senior season
- Michigan All-State Division I (Associated Press) recipient and finalist for the Mr. Michigan Basketball award
- Three-time All-State selection and four-time conference defensive player of the year
- Led his high school to two district and two league championships
- During the Nike Elite Youth Basketball League in 2019, averaged 11.0 points, 6.2 rebounds and 2.7 blocks per game
- Named to the Jordan Brand Classic

BIO BLAST

Birthdate: January 10

Parents: DeUngela and Wesley Jackson

Major: Undeclared/exploratory studies in agriculture

First flush and favorite memory ...
 Considers his favorite basketball memory to be his first dunk, which he did in the eighth grade at a basketball camp in Rochester, Michigan

UK bigs ...
 Favorite Wildcats are Anthony Davis and Karl-Anthony Towns

Game-By-Game Statistics

Opponent	Date	GS	Min	FG-A	Pct.	3FG-A	Pct.	FT-A	Pct.	Off-Def-Tot	PF	Ast	TO	Blk	Stl	Pts
MOREHEAD STATE	11/25/20	*	17	4-5	.800	0-0	.000	1-2	.500	2-2-4	3	1	1	2	0	9
RICHMOND	11/29/20		25	2-8	.250	0-1	.000	2-5	.400	7-7-14	1	0	3	2	0	6
vs. Kansas	12/1/20	*	30	3-7	.429	0-1	.000	1-1	1.000	3-9-12	4	0	1	8	0	7
vs. Georgia Tech	12/6/20	*	32	4-8	.500	0-0	.000	1-1	1.000	3-9-12	3	4	3	1	1	9
NOTRE DAME	12/12/20	*	16	0-1	.000	0-0	.000	1-2	.500	2-3-5	3	1	0	1	0	1
vs. North Carolina	12/19/20	*	15	1-2	.500	0-0	.000	1-2	.500	1-4-5	5	0	2	1	0	3
at Louisville	12/26/20	*	21	2-6	.333	0-0	.000	3-4	.750	4-3-7	5	0	3	3	2	7
at Mississippi State	1/2/21	*	20	1-4	.250	0-0	.000	0-1	.000	1-1-2	2	1	1	4	3	2
VANDERBILT	1/5/21		16	1-2	.500	0-0	.000	2-2	1.000	2-3-5	2	0	0	2	0	4

Career Statistics

Year	GP-GS	Min-Avg	FG-FGA	Pct	3FG-FGA	Pct	FT-FTA	Pct	Off-Def-Tot-Avg	PF-FO	Ast	TO	Blk	Stl	Pts	Avg
2020-21	9-7	192-21.3	18-43	.419	0-2	.000	12-20	.600	25-41-66-7.3	28-2	7	14	24	6	48	5.3
TOTAL	9-7	192-21.3	18-43	.419	0-2	.000	12-20	.600	25-41-66-7.3	28-2	7	14	24	6	48	5.3

OLIVIER SARR

Senior | Forward | 7-0 | 237 lbs | Bordeaux, France | Wake Forest

30



[@sarr_olivier](#) | [@olivier_sarr](#)

2020-21 SEASON/CAREER HIGHS*		
Points		
Season	24, VANDERBILT (1/5/21)	
Career	30, NOTRE DAME (2/20/20)	
Rebounds		
Season	12, at Mississippi St. (1/2/21)	
Career	17, NOTRE DAME (2/20/20)	
Field Goals		
Season	11, NOTRE DAME (12/12/20)	
Career	12, NOTRE DAME (2/20/20)	
Field Goals Attempted		
Season	16, 2x, last at Mississippi St. (1/2/21)	
Career	18, vs. Pittsburgh (3/10/20)	
3-Point Field Goals		
Season	2, at Mississippi St. (1/2/21)	
Career	2, at Mississippi St. (1/2/21)	
3-Point Field Goals Attempted		
Season	2, at Mississippi St. (1/2/21)	
Career	3, 4x, last at Virginia (1/22/19)	
Free Throws		
Season	14, VANDERBILT (1/5/21)	
Career	14, VANDERBILT (1/5/21)	
Free Throws Attempted		
Season	17, VANDERBILT (1/5/21)	
Career	17, VANDERBILT (1/5/21)	
Assists		
Season	2, 3x, last VANDERBILT (1/5/21)	
Career	4, at Pittsburgh (1/4/20)	
Steals		
Season	1, 2x, last VANDERBILT (1/5/21)	
Career	4, NORTH CAROLINA A&T (12/21/19)	
Blocked Shots		
Season	3, NOTRE DAME (12/12/20)	
Career	5, at Charlotte (11/17/19)	
Minutes Played		
Season	38, RICHMOND (11/29/20)	
Career	38, RICHMOND (11/29/20)	
MISCELLANEOUS		
	2020-21	CAREER*
Dunks	4	54
Double-Figure Scoring Games	4	31
Double-Figure Rebounding Games	2	16
Games With Double-Double	2	13
Games Led UK in Scoring	2	11
Games Led UK in Rebounding	2	31
Games Led UK in Assists	-	2
Games Led UK in Steals	-	8
Games Led UK in Blocks	4	43
Games With 3+ Assists	-	5
Games With 3+ Blocks	1	6
Games With 3+ Steals	-	1
Games With 3+ Three-Pointers	-	0

*includes Wake Forest statistics

- Team-high two double-doubles this season
 - 17 points and 11 rebounds in a career-high 38 minutes vs. Richmond
 - 14 points, 12 rebounds and a career-high two 3-pointers in the nine-point comeback at Mississippi State, including the key 3-pointer in the second overtime
- Season-high 24 points with a 14-of-17 night at the foul line to go along with two blocks and seven boards in the win over Vanderbilt
- Led UK with a season-high 22 points, seven rebounds, three blocks and a pair of assists against Notre Dame
- Granted immediate eligibility to play this season after transferring from Wake Forest
- Considered one of the top graduate transfers this offseason
- Preseason All-SEC Second Team selection by the coaches and the media
- Preseason watch list for Kareem Abdul-Jabbar Award, presented annually to the nation's best center by the Naismith Memorial Basketball Hall of Fame
- Top wingspan on the team at 87.5 inches
- All-Atlantic Coast Conference Third Team selection and runner-up for ACC Most Improved Player in 2019-20
- Appeared in 85 career games with 31 starts for Wake Forest
- Played in 30 games for Wake Forest last season with 15 starts
 - Averaged 13.7 points and 9.0 rebounds per game
 - Led the team with 11 double-doubles and 33 blocks
 - Scored in double figures in 23 games
 - Two-time ACC Player of the Week, becoming the 12th different Demon Deacon to win it twice in a season
 - Ended the season with six straight games in double figures, including 20 points and 13 rebounds vs. Pittsburgh in the finale
 - Also tallied eight offensive rebounds in the game vs. Pitt, which tied a school ACC Tournament record
 - Set career highs of 30 points and 17 rebounds vs. Notre Dame to become the third Deacon in the past 50 years to have a 30-and-15 game against an ACC opponent

BIO BLAST

Birthdate: February 20

Parents: Marie and Massar Sarr

Major: Communication

Renaissance Man ...
Hobbies include fishing, yoga, playing cards, reading, cooking

Hidden talent ...
Can play the clarinet

The Dream ...
Favorite basketball player is Hakeem Olajuwon

Game-By-Game Statistics

Opponent	Date	GS	Min	FG-A	Pct.	3FG-A	Pct.	FT-A	Pct.	Off-Def-Tot	PF	Ast	TO	Blk	Stl	Pts
MOREHEAD STATE	11/25/20	*	21	4-6	.667	0-0	.000	0-0	.000	2-1-3	3	1	1	2	0	8
RICHMOND	11/29/20	*	38	5-13	.385	0-0	.000	7-11	.636	4-7-11	3	0	5	1	0	17
vs. Kansas	12/1/20	*	15	4-6	.667	0-0	.000	0-0	.000	2-4-6	4	1	0	2	0	8
vs. Georgia Tech	12/6/20	*	30	1-4	.250	0-0	.000	4-4	1.000	0-3-3	4	2	2	0	0	6
NOTRE DAME	12/12/20	*	34	11-16	.688	0-1	.000	0-1	.000	2-5-7	3	2	2	3	0	22
vs. North Carolina	12/19/20	*	19	0-0	.000	0-0	.000	2-4	.500	1-3-4	5	1	3	1	0	2
at Louisville	12/26/20	*	22	0-4	.000	0-0	.000	1-2	.500	0-1-1	3	0	2	1	0	1
at Mississippi State	1/2/21	*	37	6-16	.375	2-2	1.000	0-0	.000	6-6-12	2	1	3	2	1	14
VANDERBILT	1/5/21	*	28	5-10	.500	0-1	.000	14-17	.824	1-6-7	5	2	0	2	1	24

Career Statistics

Year	GP-GS	Min-Avg	FG-FGA	Pct	3FG-FGA	Pct	FT-FTA	Pct	Off-Def-Tot-Avg	PF-FO	Ast	TO	Blk	Stl	Pts	Avg
2017-18	30-0	453-15.1	32-92	.348	6-24	.250	27-45	.600	30-59-89-3.0	76-2	11	32	21	10	97	3.2
2018-19	25-16	540-21.6	54-114	.474	4-16	.250	43-61	.705	58-79-137-5.5	72-2	12	37	25	10	155	6.2
2019-20	30-15	802-26.7	137-260	.527	1-7	.143	137-180	.761	80-190-270-9.0	94-4	28	47	35	12	412	13.7
2020-21	9-9	244-27.1	36-75	.480	2-4	.500	28-39	.718	18-36-54-6.0	32-2	10	18	14	2	102	11.3
TOTAL	94-40	2039-21.7	259-541	.479	13-51	.255	235-325	.723	186-364-550-5.9	274-8	61	134	95	34	766	8.1

LANCE WARE

Freshman | Forward | 6-9 | 223 lbs | Camden, N.J. | Camden

55

[@lanceware12](#) | [@lance.ware](#)



2020-21 SEASON/CAREER HIGHS		
Points		
Season	4, 3x, last at Mississippi St. (1/2/21)	
Career	4, 3x, last at Mississippi St. (1/2/21)	
Rebounds		
Season	13, at Mississippi St. (1/2/21)	
Career	13, at Mississippi St. (1/2/21)	
Field Goals		
Season	2, 2x, last at Mississippi St. (1/2/21)	
Career	2, 2x, last at Mississippi St. (1/2/21)	
Field Goals Attempted		
Season	5, at Louisville (12/26/20)	
Career	5, at Louisville (12/26/20)	
3-Point Field Goals		
Season	-	
Career	-	
3-Point Field Goals Attempted		
Season	-	
Career	-	
Free Throws		
Season	2, 2x, last at Louisville (12/26/20)	
Career	2, 2x, last at Louisville (12/26/20)	
Free Throws Attempted		
Season	5, at Louisville (12/26/20)	
Career	5, at Louisville (12/26/20)	
Assists		
Season	4, at Mississippi St. (1/2/21)	
Career	4, at Mississippi St. (1/2/21)	
Steals		
Season	2, vs. North Carolina (12/19/20)	
Career	2, vs. North Carolina (12/19/20)	
Blocked Shots		
Season	2, 2x, last VANDERBILT (1/5/21)	
Career	2, 2x, last VANDERBILT (1/5/21)	
Minutes Played		
Season	35, at Mississippi St. (1/2/21)	
Career	35, at Mississippi St. (1/2/21)	
MISCELLANEOUS		
	2020-21	CAREER
Dunks	2	2
Double-Figure Scoring Games	-	-
Double-Figure Rebounding Games	1	1
Games With Double-Double	-	-
Games Led UK in Scoring	-	-
Games Led UK in Rebounding	1	1
Games Led UK in Assists	-	-
Games Led UK in Steals	1	1
Games Led UK in Blocks	2	2
Games With 3+ Assists	-	-
Games With 3+ Blocks	-	-
Games With 3+ Steals	-	-
Games With 3+ Three-Pointers	-	-

- Played an increased role over the last four games, averaging 21.0 minutes, 3.3 points and 6.3 rebounds
- Made his first career start in the win over Vanderbilt
- Instrumental in the nine-point comeback at Mississippi State with a career-high 13 rebounds, a career-high four assists and four points in a career-high 35 minutes
- Solid breakthrough performance vs. North Carolina, scoring his first field goals in addition to seven rebounds in 21 minutes
- Grabbed five rebounds and blocked a team-high-tying two shots in his debut vs. Morehead State
- Four-star prospect ranked as high as No. 36 in the class by Rivals
- Physical forward with a prowess for rebounding
- 85-inch wingspan
- Led high school team to a 29-1 record his senior season
- Averaged 11.8 points, 7.9 rebounds, 1.3 assists, 1.4 steals and 1.3 blocks for a team that won its final 25 games
- Squad claimed the South Jersey, Group 2 championship and the No. 1 spot in the final NJ.com Top 50 rankings
- Named the NJ.com Player of the Year and was a NJ.com All-State First Team selection
- Averaged 11.4 points, 6.0 rebounds and 1.3 blocks per game during the Nike Elite Youth Basketball League in 2019
- Also performed well at the Peach Jam finals in 2019, averaging 14.4 points, 6.4 rebounds and 2.4 blocks per game
- Selected to the Allen Iverson Roundball Classic
- Began pursuing basketball as a future career after meeting and training with Louisville great Pervis Ellison in middle school

BIO BLAST

Birthday: February 8

Parents: Monique Ripka and Stephen Ware

Major: Undeclared/exploratory studies in agriculture

Why No. 55 ...
Because it is unique

What's playing pregame ...
Drake

Favorite memory on the court ...
Going 29-1 his final season of high school

Game-By-Game Statistics

Opponent	Date	GS	Min	FG-A	Pct.	3FG-A	Pct.	FT-A	Pct.	Off-Def-Tot	PF	Ast	TO	Blk	Stl	Pts
MOREHEAD STATE	11/25/20	19	0-0	.000	0-0	.000	0-0	.000	0-5-5	3	0	0	2	1	0	
RICHMOND	11/29/20	2	0-0	.000	0-0	.000	0-0	.000	0-0-0	3	0	1	0	0	0	
vs. Kansas	12/1/20	10	0-0	.000	0-0	.000	1-2	.500	0-1-1	3	1	0	1	1	1	
vs. Georgia Tech	12/6/20	2	0-0	.000	0-0	.000	2-2	1.000	1-0-1	0	0	1	0	0	2	
NOTRE DAME	12/12/20	8	0-0	.000	0-0	.000	0-0	.000	0-2-2	1	0	1	0	0	0	
vs. North Carolina	12/19/20	21	2-3	.667	0-0	.000	0-0	.000	4-3-7	5	0	1	0	2	4	
at Louisville	12/26/20	13	1-5	.200	0-0	.000	2-5	.400	3-1-4	1	0	0	1	0	4	
at Mississippi State	1/2/21	35	2-4	.500	0-0	.000	0-0	.000	5-8-13	2	4	3	1	1	4	
VANDERBILT	1/5/21	*	15	0-0	.000	0-0	.000	1-2	.500	1-0-1	3	0	1	2	0	1

Career Statistics

Year	GP-GS	Min-Avg	FG-FGA	Pct	3FG-FGA	Pct	FT-FTA	Pct	Off-Def-Tot-Avg	PF-FO	Ast	TO	Blk	Stl	Pts	Avg
2020-21	9-1	125-13.9	5-12	.417	0-0	.000	6-11	.545	14-20-34-3.8	21-1	5	8	7	5	16	1.8
TOTAL	9-1	125-13.9	5-12	.417	0-0	.000	6-11	.545	14-20-34-3.8	21-1	5	8	7	5	16	1.8

THE STAT CREW SYSTEM
Kentucky Combined Team Statistics (as of Jan 05, 2021)
All games

RECORD:	OVERALL	HOME	AWAY	NEUTRAL
ALL GAMES	3-6	2-2	1-1	0-3
CONFERENCE	2-0	1-0	1-0	0-0
NON-CONFERENCE	1-6	1-2	0-1	0-3

#	Player	gp-gs	min	avg	Total		3-Point		F-Throw		Rebounds				pf	dq	a	to	blk	stl	pts	avg
					fg-fga	fg%	3fg-fga	3fg%	ft-fla	ft%	off	def	tot	avg								
03	Brandon Boston Jr.	9-9	280	31.1	43-120	.358	5-33	.152	24-31	.774	18	31	49	5.4	18	0	11	17	2	11	115	12.8
30	Olivier Sarr	9-9	244	27.1	36-75	.480	2-4	.500	28-39	.718	18	36	54	6.0	32	2	10	18	14	2	102	11.3
05	Terrence Clarke	7-6	219	31.3	31-72	.431	5-22	.227	8-17	.471	6	15	21	3.0	16	2	13	21	1	5	75	10.7
10	Davin Mintz	9-5	257	28.6	29-77	.377	15-43	.349	17-27	.630	9	23	32	3.6	16	0	25	18	1	10	90	10.0
02	Devin Askew	9-7	264	29.3	23-58	.397	7-21	.333	15-19	.789	4	18	22	2.4	15	0	25	19	2	10	68	7.6
11	Dontae Allen	6-0	84	14.0	14-29	.483	11-22	.500	5-6	.833	1	9	10	1.7	8	0	0	5	2	0	44	7.3
23	Isaiah Jackson	9-7	192	21.3	18-43	.419	0-2	.000	12-20	.600	25	41	66	7.3	28	2	7	14	24	6	48	5.3
00	Jacob Toppin	9-0	130	14.4	17-38	.447	0-3	.000	4-6	.667	8	20	28	3.1	5	0	2	5	1	3	38	4.2
21	Cam'Ron Fletcher	6-1	52	8.7	6-11	.545	1-4	.250	0-0	.000	3	10	13	2.2	8	0	3	2	0	5	13	2.2
55	Lance Ware	9-1	125	13.9	5-12	.417	0-0	.000	6-11	.545	14	20	34	3.8	21	1	5	8	7	5	16	1.8
20	Zan Payne	1-0	1	1.0	0-0	.000	0-0	.000	0-0	.000	0	0	0	0.0	0	0	0	0	0	0	0	0.0
13	Riley Welch	1-0	1	1.0	0-0	.000	0-0	.000	0-0	.000	0	0	0	0.0	0	0	0	0	0	0	0	0.0
14	Brennan Canada	1-0	1	1.0	0-0	.000	0-0	.000	0-0	.000	0	0	0	0.0	0	0	0	0	0	0	0	0.0
Team											9	13	22				4					
Total.....		9	1850		222-535	.415	46-154	.299	119-176	.676	115	236	351	39.0	167	7	101	131	54	57	609	67.7
Opponents.....		9	1850		221-542	.408	56-191	.293	115-164	.701	101	220	321	35.7	166	3	114	112	30	60	613	68.1

TEAM STATISTICS	UK	OPP	Date	Opponent	Score	Att.	
SCORING	609	613	1	11/25/20	MOREHEAD STATE	w 81-45	3075
Points per game	67.7	68.1	1	11/29/20	RV/RV RICHMOND	L 64-76	3075
Scoring margin	-0.4	-	2	12/1/20	vs #7/5 Kansas	L 62-65	0
FIELD GOALS-ATT	222-535	221-542	3	12/6/20	vs Georgia Tech	L 62-79	0
Field goal pct	.415	.408		12/12/20	NOTRE DAME	L 63-64	3075
3 POINT FG-ATT	46-154	56-191	4	12/19/20	vs #22/21 North Carolina	L 63-75	0
3-point FG pct	.299	.293		12/26/20	at RV/RV Louisville	L 59-62	3281
3-pt FG made per game	5.1	6.2	*	1/2/21	at Mississippi State	wo2 78-73	1000
FREE THROWS-ATT	119-176	115-164	*	1/5/21	VANDERBILT	w 77-74	3075
Free throw pct	.676	.701					
F-Throws made per game	13.2	12.8					
REBOUNDS	351	321					
Rebounds per game	39.0	35.7					
Rebounding margin	+3.3	-					
ASSISTS	101	114					
Assists per game	11.2	12.7					
TURNOVERS	131	112					
Turnovers per game	14.6	12.4					
Turnover margin	-2.1	-					
Assist/turnover ratio	0.8	1.0					
STEALS	57	60					
Steals per game	6.3	6.7					
BLOCKS	54	30					
Blocks per game	6.0	3.3					
ATTENDANCE	12300	4281					
Home games-Avg/Game	4-3075	2-2140					
Neutral site-Avg/Game	-	3-0					

* = Conference game
1 = Bluegrass Showcase (Rupp Arena | Lexington, Ky.)
2 = Champions Classic (Bankers Life Fieldhouse | Indianapolis)
3 = Holiday Hoopsgiving (State Farm Arena | Atlanta)
4 = CBS Sports Classic (Rocket Mortgage FieldHouse | Cleveland)

Score by Periods	1st	2nd	OT	OT2	Totals
Kentucky	293	299	7	10	609
Opponents	302	299	7	5	613

THE STAT CREW SYSTEM
Kentucky Combined Team Statistics (as of Jan 05, 2021)
Conference games only

RECORD:	OVERALL	HOME	AWAY	NEUTRAL
ALL GAMES	2-0	1-0	1-0	0-0
CONFERENCE	2-0	1-0	1-0	0-0
NON-CONFERENCE	0-0	0-0	0-0	0-0

#	Player	gp-gs	min	avg	Total		3-Point		F-Throw		Rebounds				pf	dq	a	to	blk	stl	pts	avg
					fg-fga	fg%	3fg-fga	3fg%	ft-fla	ft%	off	def	tot	avg								
30	Olivier Sarr	2-2	65	32.5	11-26	.423	2-3	.667	14-17	.824	7	12	19	9.5	7	1	3	3	4	2	38	19.0
11	Dontae Allen	2-0	64	32.0	12-23	.522	9-16	.563	4-4	1.000	0	9	9	4.5	4	0	0	1	2	0	37	18.5
02	Devin Askew	2-2	66	33.0	9-22	.409	2-5	.400	2-3	.667	2	2	4	2.0	5	0	10	3	1	5	22	11.0
10	Davin Mintz	2-2	76	38.0	6-18	.333	3-9	.333	3-6	.500	0	7	7	3.5	3	0	6	5	1	1	18	9.0
03	Brandon Boston Jr.	2-2	58	29.0	7-22	.318	0-1	.000	3-5	.600	0	4	4	2.0	5	0	2	1	1	3	17	8.5
00	Jacob Toppin	2-0	35	17.5	6-11	.545	0-0	.000	0-0	.000	3	7	10	5.0	1	0	0	0	1	1	12	6.0
23	Isaiah Jackson	2-1	36	18.0	2-6	.333	0-0	.000	2-3	.667	3	4	7	3.5	4	0	1	1	6	3	6	3.0
55	Lance Ware	2-1	50	25.0	2-4	.500	0-0	.000	1-2	.500	6	8	14	7.0	5	0	4	4	3	1	5	2.5
Team											3	0	3					2				
Total.....		2	450		55-132	.417	16-34	.471	29-40	.725	24	53	77	38.5	34	1	26	20	19	16	155	77.5
Opponents.....		2	450		53-133	.398	15-42	.357	26-37	.703	30	58	88	44.0	40	1	31	25	9	11	147	73.5

TEAM STATISTICS

	UK	OPP
SCORING	155	147
Points per game	77.5	73.5
Scoring margin	+4.0	-
FIELD GOALS-ATT	55-132	53-133
Field goal pct	.417	.398
3 POINT FG-ATT	16-34	15-42
3-point FG pct	.471	.357
3-pt FG made per game	8.0	7.5
FREE THROWS-ATT	29-40	26-37
Free throw pct	.725	.703
F-Throws made per game	14.5	13.0
REBOUNDS	77	88
Rebounds per game	38.5	44.0
Rebounding margin	-5.5	-
ASSISTS	26	31
Assists per game	13.0	15.5
TURNOVERS	20	25
Turnovers per game	10.0	12.5
Turnover margin	+2.5	-
Assist/turnover ratio	1.3	1.2
STEALS	16	11
Steals per game	8.0	5.5
BLOCKS	19	9
Blocks per game	9.5	4.5
ATTENDANCE	3075	1000
Home games-Avg/Game	1-3075	1-1000
Neutral site-Avg/Game	-	0-0

Date	Opponent	Score	Att.
* 1/2/21	at Mississippi State	wo2 78-73	1000
* 1/5/21	VANDERBILT	w 77-74	3075

* = Conference game

1 = Bluegrass Showcase (Rupp Arena | Lexington, Ky.)

2 = Champions Classic (Bankers Life Fieldhouse | Indianapolis)

3 = Holiday Hoopsgiving (State Farm Arena | Atlanta)

4 = CBS Sports Classic (Rocket Mortgage FieldHouse | Cleveland)

Score by Periods	1st	2nd	OT	OT2	Totals
Kentucky	63	75	7	10	155
Opponents	75	60	7	5	147

THE STAT CREW SYSTEM
Kentucky Team Game-by-Game Comparison (as of Jan 05, 2021)
All games

Opponent	1st	2nd	Score	Mar	Total FG	FG Pct	3-Pointers	3FG Pct	Free Throws	FT Pct	Rebounds	Assist	T/Over	Block	Steal	Fouls
MOREHEAD STATE	45/26	36/19	81-45	+36	33-59/17-50	.559/.340	6-16/3-21	.375/.143	9-14/8-16	.643/.500	37/25 +12	18/7	15/20	6/1	8/5	18/18
RV/RV RICHMOND	32/28	32/48	64-76	(12)	22-61/29-67	.361/.433	0-10/7-25	.000/.280	20-33/11-14	.606/.786	54/31 +23	5/15	21/10	3/2	4/10	15/24
#7/5 Kansas	35/29	27/36	62-65	(3)	22-61/20-67	.361/.299	3-21/5-21	.143/.238	15-20/20-30	.750/.667	43/47 (4)	8/9	16/11	12/4	7/8	26/16
Georgia Tech	27/34	35/45	62-79	(17)	22-49/31-60	.449/.517	8-20/8-21	.400/.381	10-11/9-11	.909/.818	28/23 +5	16/20	21/6	1/5	4/15	13/14
NOTRE DAME	26/48	37/16	63-64	(1)	27-62/23-52	.435/.442	5-23/7-21	.217/.333	4-6/11-12	.667/.917	30/34 (4)	14/9	11/16	4/4	6/4	16/12
#22/21 North Carolina	38/34	25/41	63-75	(12)	21-53/26-61	.396/.426	3-13/5-20	.231/.250	18-30/18-29	.600/.621	42/38 +4	8/14	16/11	4/3	5/2	30/25
RV/RV Louisville	27/28	32/34	59-62	(3)	20-58/22-52	.345/.423	5-17/6-20	.294/.300	14-22/12-15	.636/.800	40/35 +5	6/9	11/13	5/2	7/5	15/17
Mississippi State	30/35	31/26	78-73	+5	32-77/26-69	.416/.377	11-21/5-15	.524/.333	3-8/16-23	.375/.696	48/46 +2	18/17	18/16	10/7	10/10	15/14
VANDERBILT	33/40	44/34	77-74	+3	23-55/27-64	.418/.422	5-13/10-27	.385/.370	26-32/10-14	.813/.714	29/42 (13)	8/14	2/9	9/2	6/1	19/26

Note: Game totals are displayed in the format TEAM/OPPONENT for each category

BOX SCORES

GAME ONE #1/9 KENTUCKY 81, MOREHEAD STATE 45

Official Basketball Box Score - Final
Morehead St. at Kentucky
 11:20 PM - Morehead, LaGrange
 11/20/21 Morehead
 Game Duration: 2:02
 Game Date: 11/20
 Attendance: 3,075

Officials: Don Daily, Valerie Voyard, John Hampton

NO.	NAME	MIN	FG	3P	FT	Rebounds	Fouls	TP	AS	TO	ST	Blocks	BS	PTS
1	James Baker	F 26:16	3-12	0-0	2-2	2	3	10	0	3	1	3	27	16
22	Lu'Bayon	F 19:22	3-4	0-0	1-1	2	3	1	2	1	0	0	8	6
1	Devon Cooper	G 27:33	1-4	1-4	2-2	3	3	4	1	2	1	0	1-25	5
2	KJ Hunt	G 25:23	2-7	0-2	2-2	1	1	4	2	2	1	0	16	6
55	Travis Cooper	G 19:23	1-1	0-0	2-1	3	3	3	4	5	1	0	30	2
11	Julius Dixon	G 28:04	2-17	2-12	2-3	2	2	11	0	0	0	0	27	14
4	John Brown	G 25:02	5-6	0-0	2-3	5	2	11	0	2	1	0	29	13
25	Crew Theel	G 19:28	0-3	0-0	0-1	1	1	3	0	1	0	1	13	0
13	Jaden Stanley-Williams	G 04:57	0-0	0-0	0-0	0	0	0	0	0	0	0	0	0
23	Jaylen Seibere	G 02:01	0-2	0-1	1-1	2	0	0	0	2	0	1	3	1
22	Jacobi Foster	G 02:38	0-0	0-0	0-0	0	0	0	0	1	0	0	1	0
Team			2-13	2-13	2-3	0	1	1	0	1	0	0	1	1
Totals			17-50	3-21	6-11	14	25	18	45	7	20	5	1	36

Shooting By Period
 1st 50% 9.26 34.6%
 2nd 50% 11.50 22.2%
 3rd 50% 8.54 33.3%
 4th 50% 11.50 34.0%
 5th 50% 9.50 14.3%
 6th 50% 8.50 30.0%
 7th 50% 9.50 14.3%
 8th 50% 9.50 14.3%
 9th 50% 9.50 14.3%
 10th 50% 9.50 14.3%
 11th 50% 9.50 14.3%
 12th 50% 9.50 14.3%
 13th 50% 9.50 14.3%
 14th 50% 9.50 14.3%
 15th 50% 9.50 14.3%
 16th 50% 9.50 14.3%
 17th 50% 9.50 14.3%
 18th 50% 9.50 14.3%
 19th 50% 9.50 14.3%
 20th 50% 9.50 14.3%
 21st 50% 9.50 14.3%
 22nd 50% 9.50 14.3%
 23rd 50% 9.50 14.3%
 24th 50% 9.50 14.3%
 25th 50% 9.50 14.3%
 26th 50% 9.50 14.3%
 27th 50% 9.50 14.3%
 28th 50% 9.50 14.3%
 29th 50% 9.50 14.3%
 30th 50% 9.50 14.3%
 31st 50% 9.50 14.3%
 32nd 50% 9.50 14.3%
 33rd 50% 9.50 14.3%
 34th 50% 9.50 14.3%
 35th 50% 9.50 14.3%
 36th 50% 9.50 14.3%
 37th 50% 9.50 14.3%
 38th 50% 9.50 14.3%
 39th 50% 9.50 14.3%
 40th 50% 9.50 14.3%
 41st 50% 9.50 14.3%
 42nd 50% 9.50 14.3%
 43rd 50% 9.50 14.3%
 44th 50% 9.50 14.3%
 45th 50% 9.50 14.3%
 46th 50% 9.50 14.3%
 47th 50% 9.50 14.3%
 48th 50% 9.50 14.3%
 49th 50% 9.50 14.3%
 50th 50% 9.50 14.3%
 51st 50% 9.50 14.3%
 52nd 50% 9.50 14.3%
 53rd 50% 9.50 14.3%
 54th 50% 9.50 14.3%
 55th 50% 9.50 14.3%
 56th 50% 9.50 14.3%
 57th 50% 9.50 14.3%
 58th 50% 9.50 14.3%
 59th 50% 9.50 14.3%
 60th 50% 9.50 14.3%
 61st 50% 9.50 14.3%
 62nd 50% 9.50 14.3%
 63rd 50% 9.50 14.3%
 64th 50% 9.50 14.3%
 65th 50% 9.50 14.3%
 66th 50% 9.50 14.3%
 67th 50% 9.50 14.3%
 68th 50% 9.50 14.3%
 69th 50% 9.50 14.3%
 70th 50% 9.50 14.3%
 71st 50% 9.50 14.3%
 72nd 50% 9.50 14.3%
 73rd 50% 9.50 14.3%
 74th 50% 9.50 14.3%
 75th 50% 9.50 14.3%
 76th 50% 9.50 14.3%
 77th 50% 9.50 14.3%
 78th 50% 9.50 14.3%
 79th 50% 9.50 14.3%
 80th 50% 9.50 14.3%
 81st 50% 9.50 14.3%
 82nd 50% 9.50 14.3%
 83rd 50% 9.50 14.3%
 84th 50% 9.50 14.3%
 85th 50% 9.50 14.3%
 86th 50% 9.50 14.3%
 87th 50% 9.50 14.3%
 88th 50% 9.50 14.3%
 89th 50% 9.50 14.3%
 90th 50% 9.50 14.3%
 91st 50% 9.50 14.3%
 92nd 50% 9.50 14.3%
 93rd 50% 9.50 14.3%
 94th 50% 9.50 14.3%
 95th 50% 9.50 14.3%
 96th 50% 9.50 14.3%
 97th 50% 9.50 14.3%
 98th 50% 9.50 14.3%
 99th 50% 9.50 14.3%
 100th 50% 9.50 14.3%
 101st 50% 9.50 14.3%
 102nd 50% 9.50 14.3%
 103rd 50% 9.50 14.3%
 104th 50% 9.50 14.3%
 105th 50% 9.50 14.3%
 106th 50% 9.50 14.3%
 107th 50% 9.50 14.3%
 108th 50% 9.50 14.3%
 109th 50% 9.50 14.3%
 110th 50% 9.50 14.3%
 111th 50% 9.50 14.3%
 112th 50% 9.50 14.3%
 113th 50% 9.50 14.3%
 114th 50% 9.50 14.3%
 115th 50% 9.50 14.3%
 116th 50% 9.50 14.3%
 117th 50% 9.50 14.3%
 118th 50% 9.50 14.3%
 119th 50% 9.50 14.3%
 120th 50% 9.50 14.3%
 121st 50% 9.50 14.3%
 122nd 50% 9.50 14.3%
 123rd 50% 9.50 14.3%
 124th 50% 9.50 14.3%
 125th 50% 9.50 14.3%
 126th 50% 9.50 14.3%
 127th 50% 9.50 14.3%
 128th 50% 9.50 14.3%
 129th 50% 9.50 14.3%
 130th 50% 9.50 14.3%
 131st 50% 9.50 14.3%
 132nd 50% 9.50 14.3%
 133rd 50% 9.50 14.3%
 134th 50% 9.50 14.3%
 135th 50% 9.50 14.3%
 136th 50% 9.50 14.3%
 137th 50% 9.50 14.3%
 138th 50% 9.50 14.3%
 139th 50% 9.50 14.3%
 140th 50% 9.50 14.3%
 141st 50% 9.50 14.3%
 142nd 50% 9.50 14.3%
 143rd 50% 9.50 14.3%
 144th 50% 9.50 14.3%
 145th 50% 9.50 14.3%
 146th 50% 9.50 14.3%
 147th 50% 9.50 14.3%
 148th 50% 9.50 14.3%
 149th 50% 9.50 14.3%
 150th 50% 9.50 14.3%
 151st 50% 9.50 14.3%
 152nd 50% 9.50 14.3%
 153rd 50% 9.50 14.3%
 154th 50% 9.50 14.3%
 155th 50% 9.50 14.3%
 156th 50% 9.50 14.3%
 157th 50% 9.50 14.3%
 158th 50% 9.50 14.3%
 159th 50% 9.50 14.3%
 160th 50% 9.50 14.3%
 161st 50% 9.50 14.3%
 162nd 50% 9.50 14.3%
 163rd 50% 9.50 14.3%
 164th 50% 9.50 14.3%
 165th 50% 9.50 14.3%
 166th 50% 9.50 14.3%
 167th 50% 9.50 14.3%
 168th 50% 9.50 14.3%
 169th 50% 9.50 14.3%
 170th 50% 9.50 14.3%
 171st 50% 9.50 14.3%
 172nd 50% 9.50 14.3%
 173rd 50% 9.50 14.3%
 174th 50% 9.50 14.3%
 175th 50% 9.50 14.3%
 176th 50% 9.50 14.3%
 177th 50% 9.50 14.3%
 178th 50% 9.50 14.3%
 179th 50% 9.50 14.3%
 180th 50% 9.50 14.3%
 181st 50% 9.50 14.3%
 182nd 50% 9.50 14.3%
 183rd 50% 9.50 14.3%
 184th 50% 9.50 14.3%
 185th 50% 9.50 14.3%
 186th 50% 9.50 14.3%
 187th 50% 9.50 14.3%
 188th 50% 9.50 14.3%
 189th 50% 9.50 14.3%
 190th 50% 9.50 14.3%
 191st 50% 9.50 14.3%
 192nd 50% 9.50 14.3%
 193rd 50% 9.50 14.3%
 194th 50% 9.50 14.3%
 195th 50% 9.50 14.3%
 196th 50% 9.50 14.3%
 197th 50% 9.50 14.3%
 198th 50% 9.50 14.3%
 199th 50% 9.50 14.3%
 200th 50% 9.50 14.3%
 201st 50% 9.50 14.3%
 202nd 50% 9.50 14.3%
 203rd 50% 9.50 14.3%
 204th 50% 9.50 14.3%
 205th 50% 9.50 14.3%
 206th 50% 9.50 14.3%
 207th 50% 9.50 14.3%
 208th 50% 9.50 14.3%
 209th 50% 9.50 14.3%
 210th 50% 9.50 14.3%
 211st 50% 9.50 14.3%
 212nd 50% 9.50 14.3%
 213th 50% 9.50 14.3%
 214th 50% 9.50 14.3%
 215th 50% 9.50 14.3%
 216th 50% 9.50 14.3%
 217th 50% 9.50 14.3%
 218th 50% 9.50 14.3%
 219th 50% 9.50 14.3%
 220th 50% 9.50 14.3%
 221st 50% 9.50 14.3%
 222nd 50% 9.50 14.3%
 223rd 50% 9.50 14.3%
 224th 50% 9.50 14.3%
 225th 50% 9.50 14.3%
 226th 50% 9.50 14.3%
 227th 50% 9.50 14.3%
 228th 50% 9.50 14.3%
 229th 50% 9.50 14.3%
 230th 50% 9.50 14.3%
 231st 50% 9.50 14.3%
 232nd 50% 9.50 14.3%
 233rd 50% 9.50 14.3%
 234th 50% 9.50 14.3%
 235th 50% 9.50 14.3%
 236th 50% 9.50 14.3%
 237th 50% 9.50 14.3%
 238th 50% 9.50 14.3%
 239th 50% 9.50 14.3%
 240th 50% 9.50 14.3%
 241st 50% 9.50 14.3%
 242nd 50% 9.50 14.3%
 243rd 50% 9.50 14.3%
 244th 50% 9.50 14.3%
 245th 50% 9.50 14.3%
 246th 50% 9.50 14.3%
 247th 50% 9.50 14.3%
 248th 50% 9.50 14.3%
 249th 50% 9.50 14.3%
 250th 50% 9.50 14.3%
 251st 50% 9.50 14.3%
 252nd 50% 9.50 14.3%
 253rd 50% 9.50 14.3%
 254th 50% 9.50 14.3%
 255th 50% 9.50 14.3%
 256th 50% 9.50 14.3%
 257th 50% 9.50 14.3%
 258th 50% 9.50 14.3%
 259th 50% 9.50 14.3%
 260th 50% 9.50 14.3%
 261st 50% 9.50 14.3%
 262nd 50% 9.50 14.3%
 263rd 50% 9.50 14.3%
 264th 50% 9.50 14.3%
 265th 50% 9.50 14.3%
 266th 50% 9.50 14.3%
 267th 50% 9.50 14.3%
 268th 50% 9.50 14.3%
 269th 50% 9.50 14.3%
 270th 50% 9.50 14.3%
 271st 50% 9.50 14.3%
 272nd 50% 9.50 14.3%
 273rd 50% 9.50 14.3%
 274th 50% 9.50 14.3%
 275th 50% 9.50 14.3%
 276th 50% 9.50 14.3%
 277th 50% 9.50 14.3%
 278th 50% 9.50 14.3%
 279th 50% 9.50 14.3%
 280th 50% 9.50 14.3%
 281st 50% 9.50 14.3%
 282nd 50% 9.50 14.3%
 283rd 50% 9.50 14.3%
 284th 50% 9.50 14.3%
 285th 50% 9.50 14.3%
 286th 50% 9.50 14.3%
 287th 50% 9.50 14.3%
 288th 50% 9.50 14.3%
 289th 50% 9.50 14.3%
 290th 50% 9.50 14.3%
 291st 50% 9.50 14.3%
 292nd 50% 9.50 14.3%
 293rd 50% 9.50 14.3%
 294th 50% 9.50 14.3%
 295th 50% 9.50 14.3%
 296th 50% 9.50 14.3%
 297th 50% 9.50 14.3%
 298th 50% 9.50 14.3%
 299th 50% 9.50 14.3%
 300th 50% 9.50 14.3%
 301st 50% 9.50 14.3%
 302nd 50% 9.50 14.3%
 303rd 50% 9.50 14.3%
 304th 50% 9.50 14.3%
 305th 50% 9.50 14.3%
 306th 50% 9.50 14.3%
 307th 50% 9.50 14.3%
 308th 50% 9.50 14.3%
 309th 50% 9.50 14.3%
 310th 50% 9.50 14.3%
 311st 50% 9.50 14.3%
 312nd 50% 9.50 14.3%
 313th 50% 9.50 14.3%
 314th 50% 9.50 14.3%
 315th 50% 9.50 14.3%
 316th 50% 9.50 14.3%
 317th 50% 9.50 14.3%
 318th 50% 9.50 14.3%
 319th 50% 9.50 14.3%
 320th 50% 9.50 14.3%
 321st 50% 9.50 14.3%
 322nd 50% 9.50 14.3%
 323rd 50% 9.50 14.3%
 324th 50% 9.50 14.3%
 325th 50% 9.50 14.3%
 326th 50% 9.50 14.3%
 327th 50% 9.50 14.3%
 328th 50% 9.50 14.3%
 329th 50% 9.50 14.3%
 330th 50% 9.50 14.3%
 331st 50% 9.50 14.3%
 332nd 50% 9.50 14.3%
 333rd 50% 9.50 14.3%
 334th 50% 9.50 14.3%
 335th 50% 9.50 14.3%
 336th 50% 9.50 14.3%
 337th 50% 9.50 14.3%
 338th 50% 9.50 14.3%
 339th 50% 9.50 14.3%
 340th 50% 9.50 14.3%
 341st 50% 9.50 14.3%
 342nd 50% 9.50 14.3%
 343rd 50% 9.50 14.3%
 344th 50% 9.50 14.3%
 345th 50% 9.50 14.3%
 346th 50% 9.50 14.3%
 347th 50% 9.50 14.3%
 348th 50% 9.50 14.3%
 349th 50% 9.50 14.3%
 350th 50% 9.50 14.3%
 351st 50% 9.50 14.3%
 352nd 50% 9.50 14.3%
 353rd 50% 9.50 14.3%
 354th 50% 9.50 14.3%
 355th 50% 9.50 14.3%
 356th 50% 9.50 14.3%
 357th 50% 9.50 14.3%
 358th 50% 9.50 14.3%
 359th 50% 9.50 14.3%
 360th 50% 9.50 14.3%
 361st 50% 9.50 14.3%
 362nd 50% 9.50 14.3%
 363rd 50% 9.50 14.3%
 364th 50% 9.50 14.3%
 365th 50% 9.50 14.3%
 366th 50% 9.50 14.3%
 367th 50% 9.50 14.3%
 368th 50% 9.50 14.3%
 369th 50% 9.50 14.3%
 370th 50% 9.50 14.3%
 371st 50% 9.50 14.3%
 372nd 50% 9.50 14.3%
 373rd 50% 9.50 14.3%
 374th 50% 9.50 14.3%
 375th 50% 9.50 14.3%
 376th 50% 9.50 14.3%
 377th 50% 9.50 14.3%
 378th 50% 9.50 14.3%
 379th 50% 9.50 14.3%
 380th 50% 9.50 14.3%
 381st 50% 9.50 14.3%
 382nd 50% 9.50 14.3%
 383rd 50% 9.50 14.3%
 384th 50% 9.50 14.3%
 385th 50% 9.50 14.3%
 386th 50% 9.50 14.3%
 387th 50% 9.50 14.3%
 388th 50% 9.50 14.3%
 389th 50% 9.50 14.3%
 390th 50% 9.50 14.3%
 391st 50% 9.50 14.3%
 392nd 50% 9.50 14.3%
 393rd 50% 9.50 14.3%
 394th 50% 9.50 14.3%
 395th 50% 9.50 14.3%
 396th 50% 9.50 14.3%
 397th 50% 9.50 14.3%
 398th 50% 9.50 14.3%
 399th 50% 9.50 14.3%
 400th 50% 9.50 14.3%
 401st 50% 9.50 14.3%
 402nd 50% 9.50 14.3%
 403rd 50% 9.50 14.3%
 404th 50% 9.50 14.3%
 405th 50% 9.50 14.3%
 406th 50% 9.50 14.3%
 407th 50% 9.50 14.3%
 408th 50% 9.50 14.3%
 409th 50% 9.50 14.3%
 410th 50% 9.50 14.3%
 411st 50% 9.50 14.3%
 412nd 50% 9.50 14.3%
 413th 50% 9.50 14.3%
 414th 50% 9.50 14.3%
 415th 50% 9.50 14.3%
 416th 50% 9.50 14.3%
 417th 50% 9.50 14.3%
 418th 50% 9.50 14.3%
 419th 50% 9.50 14.3%
 420th 50% 9.50 14.3%
 421st 50% 9.50 14.3%
 422nd 50% 9.50 14.3%
 423rd 50% 9.50 14.3%
 424th 50% 9.50 14.3%
 425th 50% 9.50 14.3%
 426th 50% 9.50 14.3%
 427th 50% 9.50 14.3%
 428th 50% 9.50 14.3%
 429th 50% 9.50 14.3%
 430th 50% 9.50 14.3%
 431st 50% 9.50 14.3%
 432nd 50% 9.50 14.3%
 433rd 50% 9.50 14.3%
 434th 50% 9.50 14.3%
 435th 50% 9.50 1