

8 NATIONAL CHAMPIONSHIPS | **MOST WINS** IN COLLEGE BASKETBALL | 49 SEC TITLES | 31 SEC TOURNAMENT CHAMPIONSHIPS | 55 ALL-AMERICANS | 132 NBA DRAFT PICKS

KENTUCKY (4-8, 3-2) at GEORGIA (8-4, 1-4)

Wednesday, Jan. 20 • 7 p.m. ET • Stegeman Coliseum (1,638*) • Athens, Ga.

#TGT #BuiltDifferent • @KentuckyMBB

*limited fans during COVID-19 pandemic

THE MATCHUP

Series Breakdown	
Overall - UK, 129-26	
in Athens - UK, 44-17	
Calipari vs. UGA - 19-2	
Crean vs. UK - 4-7	
Current UK streak - W14	

John Calipari	Tom Crean
Overall Record: 779-225*	Overall Record: 391-272
Record at UK: 334-85	Record at UGA: 35-41
Overall Seasons: 29th	Overall Seasons: 21st
at Kentucky: 12th	at Georgia: 3rd

*on-court record

BY THE NUMBERS

2,322	All-time wins, NCAA leader
49	SEC regular-season titles in program history
14	Straight wins over Georgia
2	Ranked in the country in blocks per game (6.3)

TALE OF THE TAPE

UK	STATISTIC	UGA
67.4	Points Per Game	79.8
68.5	Opp. Points PG	74.8
38.7	Rebounds PG	40.3
+3.0	Rebound Margin	+5.3
11.1	Assists PG	15.4
6.3	Blocks PG	2.4
6.8	Steals PG	8.9
.418	FG Pct.	.468
.408	Opp. FG Pct.	.442
.297	3-Pt. FG Pct.	.328
.317	Opp. 3-Pt. FG Pct.	.321
.694	FT Pct.	.688

A UK WIN WOULD ...

- Improve Kentucky's record to 272-50 vs. AP unranked competition under John Calipari
- Move UK's record to 1,016-286 against league foes
- Extend the Wildcats' winning streak against the Bulldogs to 15 straight
- Improve UK to 20-2 vs. Georgia under Calipari
- Be Kentucky's fifth straight at Georgia
- Snap a two-game skid

LAST GAME'S STARTERS



2

DEVIN ASKEW

6-3 • 198 • GUARD • FRESHMAN
SACRAMENTO, CALIF. | MATER DEI HIGH SCHOOL

Averaging 7.8 points, 2.8 assists, 2.6 rebounds and 1.0 steals per game | UK's free-throw shooting leader at 82.1% | Dished out three or more assists in six of the last seven games | Leads the team with 33 assists



10

DAVION MINTZ

6-3 • 196 • GUARD • GRADUATE
CHARLOTTE, N.C. | CREIGHTON UNIVERSITY

Hit game-winning 3 vs. Vanderbilt | Averaging 9.9 points | Scored in double figures in five of the last seven games | Leads UK with 19 3-pointers | Made a 3 in seven straight games | Led the team in scoring a team-best five times



3

BRANDON BOSTON JR.

6-7 • 185 • GUARD • FRESHMAN
NORCROSS, GA. | SIERRA CANYON HIGH SCHOOL

Averaging team-high 11.5 points | Also pulling down 5.3 rebounds per game, top mark for a guard on the team | Double-double vs. Richmond (20 points, 10 boards) | Recorded 13 points and a career-high four steals in the win at Florida



23

ISAIAH JACKSON

6-10 • 206 • FORWARD • FRESHMAN
PONTIAC, MICH. | WATERFORD MOTT HIGH SCHOOL

Averaging 6.1 points and a team-high 6.6 rebounds and 3.1 blocks per game | Ranks sixth in the country in blocks per game | Second nationally in block percentage | Scored career-high 14 points and added seven blocks vs. Alabama



30

OLIVIER SARR

7-0 • 237 • FORWARD • SENIOR
BORDEAUX, FRANCE | WAKE FOREST UNIVERSITY

Leads the team with two double-doubles | Averaging 10.3 points, 5.5 rebounds | Posted 22 points, seven rebounds, three blocks vs. Notre Dame | Recorded 14 points, 12 rebounds and three blocks in the win at Mississippi State

STAT LEADERS

POINTS PER GAME		
UK	Brandon Boston Jr.	11.5
UGA	K.D. Johnson	17.5
REBOUNDS PER GAME		
UK	Isaiah Jackson	6.6
UGA	Toumani Camara	7.3
ASSISTS PER GAME		
UK	Devin Askew	2.8
UGA	Sahvir Wheeler	7.4
STEALS PER GAME		
UK	Brandon Boston Jr.	1.5
UGA	Justin Kier	2.0
BLOCKS PER GAME		
UK	Isaiah Jackson	3.1
UGA	Toumani Camara	1.0
3-POINTERS		
UK	Davion Mintz	19
UGA	P.J. Horne	22
FIELD-GOAL PERCENTAGE		
UK	Keion Brooks Jr.	.519
UGA	Tye Fagan	.587
FREE-THROW PERCENTAGE		
UK	Devin Askew	.821
UGA	P.J. Horne	.786

NEED TO KNOW

Kentucky has won 49 Southeastern Conference regular-season titles, nearly as many as the rest of the league combined

Kentucky has used six different starting lineups this season and ranks last in KenPom.com's minutes continuity statistic at 3.2%

Turnovers have plagued UK this season with an average of 15.2 per game. UK has five games with 18 or more miscues, including two straight

Dontaie Allen is 15 of 30 from 3-point range in conference play

The Wildcats, led by Isaiah Jackson, rank second in the country in blocked shots per game at 6.3. Jackson ranks sixth nationally with 3.2 per game and second in block percentage at 15.9%. In league play, UK is blocking 8.2 shots per game

Kentucky has signed West Virginia transfer Oscar Tshiebwé. He will not be eligible to compete this season

SCHEDULE

NOVEMBER

25	10/9	-/-	MOREHEAD STATE ¹	SECN	W, 81-45
29	10/9	RV/RV	RICHMOND ¹	ESPN	L, 76-64

DECEMBER

1	20/9	7/5	vs. Kansas ²	ESPN	L, 65-62
6	20/9	-/-	vs. Georgia Tech ³	ESPN	L, 79-62
12	-/RV	-/-	NOTRE DAME	CBS	L, 64-63
19	-/-	22/21	vs. North Carolina ⁴	CBS	L, 75-63
26	-/-	RV/RV	at Louisville	ESPN	L, 62-59

JANUARY

2	-/-	-/-	at Mississippi State*	SEC	W, 78-73 ^{5OT}
5	-/-	-/-	VANDERBILT*	SEC	W, 77-74
9	-/-	RV/RV	at Florida*	ESPN	W, 76-58
12	-/-	RV/24	ALABAMA*	ESPN	L, 85-65
16	-/-	-/-	at Auburn*	ESPN	L, 66-59
20	-/-	-/-	at Georgia*	SEC	7 p.m.
23	-/-	RV/RV	LSU*	ESPN	6 p.m.
26	-/-	-/-	at Alabama*	ESPN/2	7 p.m.
30	-/-	-/-	TEXAS ⁵	ESPN	8 p.m.

FEBRUARY

2	-/-	-/-	at Missouri*	ESPN/2	9 p.m.
6	-/-	-/-	TENNESSEE*	ESPN	8 p.m.
9	-/-	-/-	ARKANSAS*	ESPN/2	7 p.m.
13	-/-	-/-	AUBURN*	CBS	1 p.m.
17	-/-	-/-	at Vanderbilt*	SEC	7 p.m.
20	-/-	-/-	at Tennessee*	CBS	1 p.m.
23	-/-	-/-	TEXAS A&M*	ESPN/2	7 p.m.
27	-/-	-/-	FLORIDA*	CBS	4 p.m.

MARCH

2	-/-	-/-	at Ole Miss*	ESPN/2	9 p.m.
10	-/-	-/-	SEC Tournament ⁶	TBD	TBD

All times Eastern | *SEC conference game | HOME GAMES IN CAPS

¹Bluegrass Showcase (Rupp Arena | Lexington, Ky.)

²Champions Classic (Bankers Life Fieldhouse | Indianapolis)

³Holiday Hoopsgiving (State Farm Arena | Atlanta)

⁴CBS Sports Classic (Rocket Mortgage FieldHouse | Cleveland)

⁵SEC/Big 12 Challenge (Rupp Arena | Lexington, Ky.)

⁶SEC Tournament (Bridgestone Arena | Nashville, Tenn.)

BROADCAST INFO

TELEVISION

Play-by play: Mike Morgan
Analyst: Debbie Antonelli



HOME RADIO

Play-by play: Tom Leach
Analyst: Mike Pratt



SATELLITE RADIO

Sirus: TBA
XM: 380
Internet: 970



TV CHART



0 JACOB TOPPIN

Sophomore Forward
6-9 | 194
Brooklyn, N.Y.
Rhode Island
@jtoppin0
@jtoppin_0
(TOPP-in)



2 DEVIN ASKEEW

Freshman | Guard
6-3 | 198
Sacramento, Calif.
Mater Dei
@babydev5
@babydev
(ASK-you)



3 BRANDON BOSTON JR.

Freshman | Guard
6-7 | 185
Norcross, Ga.
Sierra Canyon
@bboston_
@brandonboston



5 TERENCE CLARKE

Freshman | Guard
6-7 | 194
Boston
Brewster Academy
@terrenceclarke_
@tclarke



10 DAVION MINTZ

Graduate | Guard
6-3 | 196
Charlotte, N.C.
Creighton
@deemintz1
@davion
(DAY-vee-on)
(mints)



11 DONTAE ALLEN

R-Freshman Guard
6-6 | 198
Falmouth, Ky.
Pendleton County
@DontaeAllen11
@dontaieallen11
(DON-tay)



12 KEION BROOKS JR.

Sophomore Forward
6-7 | 205
Fort Wayne, Ind.
La Lumiere School
@KeionB_12
@klbj.xii
(KEY-on)



13 RILEY WELCH

Senior | Guard
6-0 | 185
Littleton, Colo.
College of the Desert
@Riley_Welch
@riley_welch
@Riley.Welch13



14 BRENNAN CANADA

Sophomore Forward
6-6 | 198
Mount Sterling, Ky.
George Rogers Clark
@brennanc14
@brennanc14



20 ZAN PAYNE

R-Sophomore Guard/Forward
6-4 | 215
Lexington, Ky.
Lexington Catholic
@young_payne2321
@alexander.payne23



21 CAM'RON FLETCHER

Freshman Forward
6-6 | 215
St. Louis
Vashon
@CamRonFletcher1
@camron
(CAM-run)



23 ISAIAH JACKSON

Freshman | Forward
6-10 | 206
Pontiac, Mich.
Waterford Mott
@IJackson22
@isaiahjackson22



25 KAREEM WATKINS

Freshman | Guard
5-8 | 145
Camden, N.J.
Kingsway Regional
@stink_cvp



30 OLIVIER SARR

Senior | Forward
7-0 | 237
Bordeaux, France
Wake Forest
@sarr_olivier
@olivier_sarr
(oh-LIV-ee-ay)



34 OSCAR TSHIEBWE

Sophomore | Forward
6-9 | 260
Lubumbashi, Democratic Republic of the Congo
West Virginia
@Oscartshiebwe34
@oscar_tshiebwe
(SHEE-bway)



55 LANCE WARE

Freshman | Forward
6-9 | 223
Camden, N.J.
Camden
@lanceware12
@lance.ware



JOHN CALIPARI

Head Coach
12th Season
@UKCoachCalipari
@ukcoachcalipari
@UKCoachCalipari
(cal-uh-PEAR-ee)



TONY BARBEE

Assoc. to the HC
Seventh season at UK
First season as assoc. to HC
@CoachTonyBarbee
@abarbee2250



BRUISER FLINT

Assistant Coach
First season at UK
First season as assistant
@brufliant14



JOEL JUSTUS

Assistant Coach
Seventh season at UK
Fifth season as assistant
@UKCoachJustus
@ukcoachjustus



JAI LUCAS

Assistant Coach/ Recruiting Coord.
First season at UK
First season as assistant
@CoachJLuc
@jai.luc
(jay)



JOHN ROBIC

Special Asst. to the HC/Basketball Ops.
12th season at UK
Fifth season as special asst.

Alphabetical Roster

NO.	NAME	POS.	HT.	WT.	CL.	HOMETOWN (PREVIOUS SCHOOL)
11	Dontae Allen	G	6-6	198	R-Fr.	Falmouth, Ky. (Pendleton County)
2	Devin Askeew	G	6-3	198	Fr.	Sacramento, Calif. (Mater Dei)
3	Brandon Boston Jr.	G	6-7	185	Fr.	Norcross, Ga. (Sierra Canyon)
12	Keion Brooks Jr.	F	6-7	205	So.	Fort Wayne, Ind. (La Lumiere)
14	Brennan Canada	F	6-6	198	So.	Mount Sterling, Ky. (George Rogers Clark)
5	Terrence Clarke	G	6-7	194	Fr.	Boston (Brewster Academy)
21	Cam'Ron Fletcher	F	6-6	215	Fr.	St. Louis (Vashon)
23	Isaiah Jackson	F	6-10	206	Fr.	Pontiac, Mich. (Waterford Mott)
10	Davion Mintz	G	6-3	196	Gr.	Charlotte, N.C. (Creighton)
21	Zan Payne	G/F	6-4	215	R-So.	Lexington, Ky. (Lexington Catholic)
30	Olivier Sarr	F	7-0	237	Fr.	Bordeaux, France (Wake Forest)
0	Jacob Toppin	F	6-9	194	So.	Brooklyn, N.Y. (Rhode Island)
34	Oscar Tshiebwe	F	6-9	260	So.	Lubumbashi, Democratic Republic of the Congo (West Virginia)
55	Lance Ware	F	6-9	223	Fr.	Camden, N.J. (Camden)
25	Kareem Watkins	G	5-8	145	Fr.	Camden, N.J. (Kingsway Regional)
13	Riley Welch	G	6-0	185	Sr.	Littleton, Colo. (College of the Desert)

On the Bench

Head Coach: John Calipari (Clarion, 1982)
Associate to the Head Coach: Tony Barbee (UMass, 1993)
Assistant Coaches: James "Bruiser" Flint (St. Joseph's, 1987)
 Joel Justus (UNC Wilmington, 2004)
 Jai Lucas (Texas, 2011)
Special Assistant to the HC/Basketball Ops.: John Robic (Denison, 1986)
Assoc. AD/Basketball Operations: Chris Woolard (UCLA, 1997)
Director of Basketball Admin.: Will Barton (Kentucky, 2013)
Strength and Conditioning Coach: Robert Harris (Kentucky State, 2009)
Athletic Trainer: Geoffrey Staton (North Carolina, 2007)
Equipment Manager: Mark Evans (Kentucky, 2013)
Recruiting Analyst: Brady Kennedy (Kentucky, 2016)



POLLS, STATS, MEDIA INFO

Weekly Media Schedule

all times ET

19 Tue.	20 Wed.	21 Thu.	22 Fri.	23 Sat.	24 Sun.	25 Mon.
Media availability TBD Practice: 10 am. Practice: 3 p.m.	at Georgia 7 p.m. SECN Stegeman Coliseum	Practice: 10 am. Practice: 3:30 p.m. No media availability	Media availability TBD Practice: 10 am. Practice: 3 p.m.	vs. LSU 6 p.m. ESPN Rupp Arena	Practice: 10 am. Practice: 3:30 p.m. No media availability	Media availability TBD Practice: 10 am. Practice: 3 p.m. John Calipari Show 6 p.m. UK Sports Network

Communications & PR Staff



Eric Lindsey
Director
Cell - 859.619.0944
Email - eric.lindsey@uky.edu



Deb Moore
Associate Director
Cell - 859.559.5781
Email - deb.moore@uky.edu

Media Information

CREDENTIAL REQUESTS

Requests for single-game credentials will open 14 days prior to the contest and close 7 days prior to game day online at sportssystems.com/Kentucky.

CREDENTIAL CRITERIA

The University of Kentucky's decision to issue credentials to a media outlet for the purposes of covering a UK basketball home or away event is determined by a variety of factors. They include the following:

- Amount of coverage given to Kentucky throughout the season
- Intention/ability to cover all 22 sports at Kentucky
- Distribution/size of publication: free, subscription, sale on newsstands, website traffic, etc.
- Radio or TV station program format and size of audience
- Length of existence of the publication, amount of original copy generated, number of full-time employees of the publication and the journalistic experience of the reporter(s)
- Attendance at Kentucky media sessions, including Olympic sport opportunities
- Space availability
- Professionalism, which includes but is not limited to conduct at games, press conferences, practices, on social media, etc.

The University of Kentucky has the right to revoke credentials under its own discretion.

INTERVIEW POLICIES-GENERAL

All interviews with University of Kentucky basketball players or staff members must be arranged through the Communications and Public Relations office. Media should never contact a player or coach directly.

The Wildcat Coal Lodge, dormitories, team locker rooms and other team quarters are private team areas. Media members are not permitted in these areas unless accompanied by appropriate university personnel.

PRACTICE/PRESS CONFERENCES

Other than announced exceptions, UK basketball practices are closed to the media.

Player interviews are conducted prior to practices the day before a game and will be available to all UK media via Zoom. UK will accept requests for player interviews, but they must be submitted 24 hours prior to the scheduled availability.

Coach John Calipari or an assistant coach will meet with members of the media immediately following player interviews via Zoom.

Gameday shoot-arounds are closed to the media.

TELEPHONE PLAYER INTERVIEWS

Telephone interviews are available to the media on a call-back basis. Individual player and coach telephone numbers will not be given to members of the media.

Players are instructed not to conduct interviews when contacted directly by telephone. The Communications and Public Relations office will arrange for telephone interviews at a time most convenient for the student-athlete.

Other special requests are handled on a case-by-case basis.

POSTGAME INTERVIEWS

Following each game, there is a cooling-off period, during which time the players shower and dress. Approximately 10 minutes after the game ends, Coach Calipari conducts his postgame press conference while a player speaks to the UK Sports Network.

Following Coach Calipari's Zoom press conference and the cooling-off period, selected UK players are available via Zoom.

The Polls

Associated Press Top 25 Jan. 18

1. Gonzaga (62)
2. Baylor (2)
3. Villanova
4. Iowa
5. Texas
6. Tennessee
7. Michigan
8. Houston
9. Kansas
10. Wisconsin
11. Creighton
12. Texas Tech
13. Virginia
14. West Virginia
15. Ohio State
16. Virginia Tech
17. Minnesota
18. Alabama
19. Missouri
20. Clemson
21. Oregon
22. Illinois
23. UConn
24. UCLA
25. Saint Louis

Receiving Votes: Louisville 155, Colorado 148, Oklahoma State 119, Florida State 112, USC 74, Duke 43, Drake 42, LSU 20, Boise State 15, Xavier 7, Belmont 5, Michigan State 3, Winthrop 3, Toledo 2, Utah State 1, Purdue 1

USA Today Coaches Poll Jan. 18

1. Gonzaga (28)
2. Baylor (3)
3. Villanova
4. Iowa
5. Texas
6. Tennessee
7. Michigan
8. Houston
9. Kansas
10. Wisconsin
11. Creighton
12. Virginia
13. Texas Tech
14. Virginia Tech
15. West Virginia
16. Alabama
17. Minnesota
18. Ohio State
19. Missouri
20. UCLA
21. Oregon
22. Clemson
23. Colorado
24. Illinois
25. Florida State

Receiving Votes: Louisville 84, UConn 82, Saint Louis 66, USC 58, Oklahoma State 53, Duke 36, Boise State 28, Drake 20, Xavier 16, LSU 14, Richmond 9, Michigan State 4, San Diego State 3, Toledo 2, Belmont 2, Tulsa 1, Rutgers 1

UK in the Rankings

Team Rankings

Category	Stat	SEC [NCAA]
Scoring	67.4	13th [261st]
Scoring Defense	68.5	6th [130th]
Scoring Margin	-1.1	14th [225th]
Free-Throw %	.694	8th [194th]
Field-Goal %	.418	14th [261st]
Field-Goal % Def.	.408	5th [126th]
3-Point FG %	.297	13th [297th]
3-Point FG % Def.	.3117	8th [120th]
Rebounds Per Game	38.7	7th [75th]
Opponent Rebs. Per Game	35.7	12th
Rebounding Margin	+3.0	T9th [115th]
Blocks Per Game	6.3	1st [2nd]
Assists Per Game	11.1	14th [295th]
Steals Per Game	6.8	11th [143rd]
Turnover Margin	-2.4	14th [285th]
Assist-to-TO Ratio	0.7	13th [309th]
Off. Rebs. Per Game	12.8	6th [33rd]
Def. Rebs. Per Game	25.8	9th [182nd]
Def. Rebound %	.684	14th
Off. Rebound %	.351	4th
3-Point FG Per Game	5.0	14th [327th]

Individual Rankings

Category/Player	Stat	SEC [NCAA]
Blocks Per Game/Jackson	3.1	1st [6th]
Blocks Per Game/Sarr	1.3	9th [145th]
Minutes Per Game/Boston Jr.	30.1	20th
Off. Rebs. Per Game/Jackson	2.4	10th [154th]
Rebounds Per Game/Jackson	6.6	10th [248th]
Rebounds Per Game/Sarr	5.5	T19th

through Jan. 16

SEC Standings

Team	SEC Record	Overall Record
Alabama	6-0 (.100)	11-3 (.786)
LSU	5-1 (.833)	10-2 (.833)
Tennessee	4-1 (.800)	10-1 (.909)
Mississippi State	4-2 (.667)	9-5 (.643)
Kentucky	3-2 (.600)	4-8 (.333)
Florida	3-3 (.500)	6-4 (.600)
Missouri	2-2 (.500)	8-2 (.800)
South Carolina	1-1 (.500)	3-3 (.500)
Arkansas	2-4 (.333)	10-4 (.714)
Auburn	2-4 (.333)	8-6 (.571)
Texas A&M	2-4 (.333)	7-5 (.583)
Georgia	1-4 (.200)	8-4 (.667)
Ole Miss	1-4 (.200)	6-6 (.500)
Vanderbilt	0-4 (.000)	4-6 (.400)

through Jan. 16

Upcoming in the SEC

Jan. 20-27

Contest	Time	TV Network
Wednesday, Jan. 20		
Texas A&M at Vanderbilt	7 p.m.	ESPNU
Kentucky at Georgia	7 p.m.	SEC Network
Auburn at Arkansas	9 p.m.	SEC Network
Saturday, Jan. 23		
Auburn at South Carolina	Noon	ESPN/2
Arkansas at Vanderbilt	1 p.m.	SEC Network
Florida at Georgia	2 p.m.	ESPN/2
Texas A&M at Ole Miss	3:30 p.m.	SEC Network
Mississippi State at Alabama	6 p.m.	SEC Network
LSU at Kentucky	6 p.m.	ESPN
Missouri at Tennessee	8:30 p.m.	SEC Network
Tuesday, Jan. 26		
Kentucky at Alabama	7 p.m.	ESPN/2
Mississippi State at Tennessee	7 p.m.	SEC Network
Missouri at Auburn	9 p.m.	ESPN2
LSU at Texas A&M	9 p.m.	SEC Network
Wednesday, Jan. 27		
Vanderbilt at Florida	6:30 p.m.	SEC Network
Georgia at South Carolina	7 p.m.	ESPN2
Ole Miss at Arkansas	8:30 p.m.	SEC Network

All times Eastern



NOTES

Honoring the Cats

Dontaie Allen

- SEC Freshman of the Week (Jan. 4)

Brandon Boston Jr.

- Wooden Award Preseason Top 50
- Bluegrass Showcase All-Tournament Team
- Preseason All-SEC First Team (Media/Coaches)
- Julius Erving Award Preseason Watch List
- CBS Sports Preseason All-America Third Team
- Stadium Preseason All-America Third Team
- Naismith Trophy Preseason Watch List
- NABC Player of the Year Preseason Watch List

Terrence Clarke

- Jerry West Award Preseason Watch List
- Naismith Trophy Preseason Watch List

Isaiah Jackson

- Karl Malone Award Preseason Watch List

Olivier Sarr

- Wooden Award Preseason Top 50
- Bluegrass Showcase All-Tournament Team
- Preseason All-SEC Second Team (Media/Coaches)
- Kareem Abdul-Jabbar Award Preseason Watch List
- ESPN's Dick Vitale Preseason All-America First Team

Wildcats Have Won 14 Straight vs. Georgia

Needing a win after two straight losses, Kentucky will take on a Georgia team it has beaten 14 straight times, including four straight in Athens, Georgia.

The 14-game winning streak is currently Kentucky's second-best vs. Southeastern Conference competition. UK has won 15 straight vs. Mississippi State -- all 15 games of the John Calipari era -- which includes this season's double-overtime win in Starkville, Mississippi.

Georgia does have two wins vs. the Wildcats with Calipari at the helm, in 2013 and 2011. Both were at Stegeman Coliseum, where Wednesday's game will be.

The Bulldogs are one of Kentucky's most played opponents, with UK owning a dominant 129-26 all-time series edge, including 44-17 in Athens.

The Wildcats' 89-79 victory last season at Georgia was one of their most complete performances of the season. UK shot 52.5% from the floor and four players scored in double figures for Kentucky's second-highest point total of the season.

Georgia enters the game 8-4 on the season, 1-4 in SEC play. With five players averaging double figures, the Bulldogs are scoring nearly 80 points a game. They are 21st in the country in steals per game.

Brooks Making Immediate Impact

As the team's lone returning contributor, Keion Brooks Jr. was looked upon as a leader by the coaching staff and his teammates. However, an injury kept him out of practice and out of the team's lineup over the first nine games of the season.

Brooks made his debut in UK's dominating victory over Florida where he scored 12 points on 6-of-8 shooting, grabbed six rebounds and dished out a game-high four assists in 25 efficient minutes. More importantly, he seemed to be a key missing piece behind what's been a struggling UK offense as the Wildcats pulled away from Florida in the second half with three different runs of 10-0 or more.

The Wildcats were plus-22 with Brooks on the floor in that victory.

"He gave us a whole different element to the game," graduate guard Davion Mintz said of Brooks' performance. "Keion was amazing today. It was super fun. I'm speechless, really. It was amazing.

Things haven't been quite as easy against Alabama and Auburn, but Brooks is off to a solid start to his 2020-21 campaign. He's averaging 10.0 points on 51.9% shooting to go along with 5.3 rebounds, 1.7 assists and 1.3 blocks per game.

Mr. Jackson is For Real

The blocked shots standard at Kentucky starts and stops with Anthony Davis.

In 2011-12, en route to nearly every major national player of the year award, the freshman blocked 186 shots, smashing the previous school record held by Andre Riddick and Melvin Turpin and threatening the NCAA Division I mark.

Just a year later, Nerlens Noel was on pace to challenge the record before a knee injury ended his season early. And coincidentally, just a season after that, Willie Cauley-Stein put up formidable numbers. They are the only players in school history with 100 or more blocks in a single year. Since those three players left for the pros, Kentucky hasn't had the type of elite rim protection that those three provided.

Enter Isaiah Jackson. The freshman forward has the ability to be an elite shot blocker and has shown at times to be just that.

In the second game of the season, vs. Kansas, Jackson blocked eight shots, the most for a UK player since Cauley-Stein had nine against Boise State on Dec. 10, 2013. They are also the most ever by a Wildcat against an Associated Press top-10 opponent in program history.

After three straight appearances with just one block a game, Jackson has swatted a combined 22 shots over the last six games to give him a total of 37 for the season. That's behind the pace of UK's all-time best rim protectors, but his block percentage is actually better than Davis, Noel and Cauley-Stein.

Davis had a 13.8 block percentage during the 2011-12 season, Noel posted a 13.2 in 2012-13 and Cauley-Stein was at 12.3 during 2013-14. Jackson is currently ahead at 15.9%, ranked second in the country (through games on Jan. 16), and his 6.0 blocks per 40 minutes is also ahead of Davis (5.8) and Noel (5.5).

Where Jackson needs to improve to catch up to his predecessors, and more importantly, to help UK win, is staying out of foul trouble. Jackson is averaging 5.2 fouls per 40 minutes. By contrast, Davis averaged just 2.4 and Noel was at 3.2.

The foul trouble is what has limited Jackson from reaching his dominant potential. He's played more than 21 minutes just once over the last eight games because of foul trouble and has fouled out twice this season.

With Jackson's rim protection, UK is third in the country in block percentage at 16.5%.

Player	Season	Blk. Pct.	Blks./40	Fouls/40 Min.	Blks through 12
Anthony Davis	2011-12	13.8	5.8	2.4	52
Nerlens Noel	2012-13	13.2	5.5	3.2	43
Willie Cauley-Stein	2013-14	12.3	4.8	4.5	49
Isaiah Jackson	2020-21	15.9	6.0	5.2	37

Wildcats Land WVU Transfer Oscar Tshiebwe

West Virginia transfer Oscar Tshiebwe, one of the best freshman frontcourt players in the country last season, signed with Kentucky.

Tshiebwe, a 6-foot-9, 260-pound forward with a 7-5 wingspan, will join the team immediately but will not be eligible for competition for the 2020-21 season under NCAA transfer rules.

"Kentucky just felt like the perfect place for me," Tshiebwe said. "I love the way they play, the coaches' players-first approach and just how Kentucky felt like home to me. I'm looking forward to coming in and helping the team this year in practice and I can't wait to compete for Big Blue Nation."

Tshiebwe made an instant impact at West Virginia, playing and starting in all 31 games as a freshman. He led the Mountaineers in scoring (11.2 points per game), rebounding (9.3 boards per game) and blocks (1.0) in 23.3 minutes per game, helping guide West Virginia to a 21-10 record. He shot 55.2% from the floor and 70.8% from the free-throw line.

"We recruited Oscar two years ago and absolutely fell in love with his effort, his energy and his desire to improve," John Calipari said. "Oscar has a rare combination of strength and skill with tremendous length, not to mention he's a wonderful kid. There is no question his time at West Virginia was well spent playing for a terrific coach and friend in Bob Huggins. Oscar won't be able to play for us this season but we're looking forward to getting him here and be a part of this culture. He will really help us in practice."

Tshiebwe was named to the All-Big 12 Second Team and was a unanimous selection to the Big 12 All-Freshman Team. He also made the Big 12 All-Newcomer Team, the National Association of Basketball Coaches District 8 First Team, the U.S. Basketball Writers Association District II Team and the Academic Big 12 All-Rookie Team.

The Congo native scored in double figures in a team-high 19 games and posted 10 double-doubles. He was first in the Big 12 in offensive rebounds per game with 4.1, second in rebounding and led the country in offensive rebounding percentage (19.0%)

Tshiebwe was off to another solid start this season, averaging 8.5 points on 52.3% shooting in addition to 7.8 rebounds. In his last game, on Dec. 29, he recorded 12 points and 15 rebounds in 21 minutes.

Prior to West Virginia, Tshiebwe was considered a five-star prospect by Rivals and 247Sports. He was a McDonald's All American after leading



NOTES

2020-21 Lead-Deficit Comparison

Opponent	Biggest Lead	Biggest Deficit	Biggest Run	Changes	Ties	Led	Trailed	Result
MOREHEAD ST.	39 (2nd)	N/A	7-0	0	1	38:29	0:00	W, 81-45
RICHMOND	6 (2nd)	16 (2nd)	6-0	14	12	10:36	21:55	L, 76-64
vs. Kansas	13 (1st)	5 (2nd)	15-0	6	8	26:14	8:30	L, 65-62
vs. Georgia Tech	3 (1st)	20 (2nd)	7-0	8	2	5:56	31:12	L, 79-62
NOTRE DAME	4 (1st)	24 (2nd)	16-0	1	1	1:56	37:13	L, 64-63
vs. North Carolina	11 (1st)	12 (2nd)	7-0	3	4	24:40	13:02	L, 75-63
at Louisville	4 (1st)	7 (2nd)	6-0	10	6	11:55	24:07	L, 62-59
at Mississippi St.	8 (2OT ¹)	9 (2nd)	10-0	9	5	13:04	31:06	W, 78-73 ^{2OT}
VANDERBILT	9 (1st)	6 (1st)	9-0	5	14	10:59	17:41	W, 77-74
at Florida	25 (2nd)	5 (1st)	13-0	3	3	32:16	5:02	W, 76-58
ALABAMA	N/A	20 (2nd)	8-0	0	1	0:00	39:17	L, 85-65
at Auburn	7 (1st)	10 (2nd)	9-0	4	5	19:45	13:02	L, 66-59
at Georgia								
LSU								
at Alabama								
TEXAS								
at Missouri								
TENNESSEE								
ARKANSAS								
AUBURN								
at Vanderbilt								
at Tennessee								
TEXAS A&M								
FLORIDA								
at Ole Miss								
BIGGEST/MOST	39	24	16-0	14	14	38:29	39:17	
TOTALS						196:00	242:07	

Kennedy Catholic High School (Hermitage, Pennsylvania) to a 27-3 record and the Pennsylvania 6A state title as a senior.

Tshiebwe averaged 23.2 points as a senior and scored 1,480 points during his high school career. He was the 2019 Gatorade Pennsylvania Boys Basketball Player of the Year.

Tshiebwe will be the fourth newcomer to the 2021-22 team. UK already signed highly rated forwards Daimion Collins and Bryce Hopkins and guard Nolan Hickman during the fall signing period. All three players are consensus four- or five-star prospects and all are ranked in the top 50 by at least one major national recruiting service.

Originally from Lubumbashi, Democratic Republic of the Congo, Tshiebwe is the third undergraduate transfer the Wildcats have welcomed in the last calendar year. Current senior forward Olivier Sarr transferred from Wake Forest and sophomore forward Jacob Toppin came from Rhode Island after last season. They have both established leading roles with this young Kentucky team. UK also features graduate transfer Davion Mintz from Creighton, the third season in a row the Wildcats have added a graduate transfer.

S-E-C! S-E-C! S-E-C!

Kentucky is the Southeastern Conference's gold standard. Since the SEC's inception in 1932-33, the Wildcats are the most dominant team in the league, recording a 1,015-286 mark (78.0%) in regular-season conference play. Only two other teams have won more than 750 regular-season SEC games (Alabama and Tennessee), and no other team owns a better winning percentage.

- Kentucky has averaged 11.6 wins and only 3.3 losses per season in 87 seasons in the SEC
- UK has won 49 SEC regular-season titles and 31 SEC Tournament championships
- The Wildcats have won 16 of the last 28 SEC Tournaments (the 2020 one was not played due to the COVID-19 pandemic)
- Kentucky has captured at least a share of six of the last 11 SEC regular-season championships under John Calipari
- UK has played in the championship game of the SEC Tournament in eight of Calipari's 11 seasons, winning six times
- Kentucky won its 1,000th game in SEC regular-season action vs. Alabama on Jan. 11, 2020. Kansas has won 1,000 conference games when combining its records in the Big 6, Big 7, Big 8 and Big 12, but no other team in the country had won 1,000 or more regular-season league games in one conference alone
- Seven teams made the 2019 NCAA Tournament field, tied for the second most of any league in the country
- The SEC had two teams in the Elite Eight, one in the Final Four and went 12-7 in NCAA Tournament games in 2019
- The SEC has held its own in the annual Big 12/SEC Challenge. The conferences are 20-20 over the last four seasons in the yearly January showdown
- Twelve SEC schools ranked in the top 100 and six in the top 50 in the NCAA Net Evaluation Tool rankings as of Jan. 17
- UK began the start to SEC play with a 3-0 record for the sixth time in Calipari's 12 seasons. The Wildcats won the regular-season title in the previous three seasons they started 3-0

Wildcats are Underdogs

For just the second time in 12 seasons under John Calipari and the first since 2010-11, a season that culminated in a Final Four berth, the Wildcats were not picked to win the regular-season league crown. That preseason honor this season goes to the Tennessee Volunteers, who the media predicted will unseat the Wildcats, the defending SEC champions, in 2020-21.

In most seasons, UK has lived up to the high expectations, having won six regular-season SEC crowns in the Calipari era and a league-high 49 overall after posting a 15-3 record last season. The Wildcats also own six SEC Tournament titles under Calipari.

Each school selected media members that cover their team and additional media from across the nation were selected by the conference office to comprise the voting panel. Points were compiled on a 14-13-12-11-10-9-8-7-6-5-4-3-2-1 basis. Ties were not broken.

Dontaie's Inferno

There are a number of reasons Kentucky has improved in league play after losing six in a row during November and December, but there's arguably been no bigger difference maker than the breakthrough of redshirt freshman Dontaie Allen. The Kentucky native has been a revelation in conference play.

Allen is averaging 11.8 points on 20-of-43 shooting and 15 of 30 from behind the arc in Southeastern Conference games. All of that coming after playing just one minute over the three games leading into league action and 20 career minutes in the first seven games.



NOTES

Allen has lived up to his reputation as a knockdown shooter and opened up the court for Kentucky, scoring at least two 3-pointers in all five games. With Allen on the floor and in the scouting report, teams have had to pay him special attention, opening up the lane for players like Olivier Sarr, who has flourished in the post with Allen's increased minutes, and freeing up fellow guard Davion Mintz a bit more.

"He changes our team," John Calipari said recently.

Allen's breakout performance at Mississippi State was one Kentucky fans won't soon forget. It may have saved the season.

After redshirting all of last season as he returned from a high school knee injury, Allen got his opportunity with Terrence Clarke sidelined (right ankle injury) and scored a game-high 23 points on 8-of-13 shooting, including seven 3-pointers. His range not only opened up the court for Kentucky everywhere else, he provided big shot after big shot to rally the Wildcats from a nine-point second-half hole.

Allen made two 3-pointers during the key second-half run to take the lead, nearly provided the game-winning trey in the first overtime and then scored five straight points in double overtime to seal the game.

"I didn't know when my opportunity was going to come," Allen said after the MSU game. "Obviously, it could have come today, next week or next month. Nobody knows, so I was just keeping my head down and just working hard. I am thankful for the opportunity."

His next opportunity came a few nights later vs. Vanderbilt and he capitalized with 14 points, two timely second-half 3-pointers and two clutch free throws late in the close home win.

Although he was limited to six points vs. Florida, they came early in the game on two 3-pointers and again opened up the floor for his teammates. He had eight points and a career-best six rebounds against Alabama and the best plus/minus at Auburn at plus-11.

Allen was the first in-state signee for Kentucky since 2013. His scoring ability comes as no surprise to Kentucky fans after Allen finished his high school career with 3,255 points -- 11th all-time in state history -- despite a shortened senior season due to injury. Allen averaged 42.9 points and 14.2 boards per game during his senior year and dropped 50 or more points in six of his first 12 games. He also averaged 31.8 points and 11.4 rebounds per game during his junior season.

Kentucky Backcourt Finding its Footing

Kentucky's early-season shooting and turnover woes have been well documented, but what's been overlooked is the steady improvement of UK's backcourt, specifically by players who projected by national pundits to be the supporting cast.

Freshman Devin Askew has responded admirably after a slow start out of the gate. Following a 12-point, four-assist performance to open the season, Askew averaged just 3.8 points on 3-of-12 shooting with nine turnovers over the next four games.

Since then, after briefly moving out of the starting lineup, Askew has righted the ship. Over the last seven games, playing both the point and off the ball, Askew is tallying 9.6 points per game with 24 assists, 14 turnovers and 10 steals.

Davion Mintz, a graduate transfer from Creighton, has arguably been Kentucky's most consistent player this season. Mintz leads the Wildcats with 19 3-pointers and is averaging 9.9 points per game.

Mintz moved into the starting lineup eight games ago and is averaging 11.3 points, 4.3 rebounds, 2.5 assists and 1.1 steals during that stretch.

And then there is Dontaie Allen, who provided the top individual highlight of Kentucky's season at Mississippi State with one of the all-time breakthrough UK performances. After redshirting all of last season as he returned from a high school knee injury and with just 20 minutes of action entering the game, Allen got his opportunity with Terrence Clarke sidelined (right ankle injury) and gave the Wildcats' a desperately needed injection of offense.

Allen scored a game-high 23 points on 8-of-13 shooting, including seven 3-pointers. His range not only opened up the court for Kentucky everywhere else, he provided big shot after big shot to rally the Wildcats from a nine-point second-half hole.

Allen made two 3-pointers during the key second-half run to take the lead, nearly provided the game-winning trey in the first overtime and then scored five straight points in double overtime to seal the game.

He has made two or more 3-pointers in all five Southeastern Conference games. He's averaging 11.8 points per game against league foes, second on the team, and shooting 50.0% from behind the arc.

Clarke Sidelined

Freshman guard Terrence Clarke has missed five straight games with a right leg injury. He is day-to-day.

Clarke injured his leg vs. North Carolina. He played vs. Louisville but was limited.

Clarke is second on the team in scoring with 10.7 points per game in addition to 3.0 rebounds per game. He had started six of seven games prior to his two-game absence, including a 22-point, three-assist game vs. Georgia Tech.

'No Moral Victories' at Kentucky

Nobody inside the Kentucky program wants to be 4-8 in mid-January. As John Calipari warned before the Georgia Tech game with a team that played the first nine games without a single scholarship player who played a season ago, things don't suddenly get better purely out of desire.

"Sometimes you've got to hit rock bottom," Calipari said after the Kansas loss. "I'm not saying we've done it yet. You may ask me after the next game, 'Is that rock bottom?' And then after the next game, 'Is that rock bottom?' I have no idea."

At the time, it seemed like hyperbole coming from a Hall of Fame coach who has more NCAA Tournament wins and more Final Four appearances than any other coach since arriving at Kentucky. But after the second-longest losing streak in school history, Calipari was on to something that so many in Big Blue Nation wished he was so wrong about.

After a start that hadn't happened at Kentucky in nearly 100 years, there wasn't exactly precedent for how to climb out of that type of hole, but there were recent similar comeback stories orchestrated by the same coach who has been tasked with guiding this resurgence.

Just last year in the early part of the season, UK lost to Evansville, which went on to finish just 9-23, and lost back-to-back games to Utah and Ohio State to fall to 8-3 and entered the rivalry game with Louisville with what then felt like must-win territory. All the Wildcats did after a couple of weeks of "Camp Cal" was win 17 of their next 20 games to close the season and win the Southeastern Conference regular-season title by three games.

In 2017-18, the Wildcats lost four straight games -- in February -- and came back to win the SEC Tournament a month later and advance to the Sweet 16.

In 2013-14, UK dropped three of four games to close the regular season until a pre-post-season "tweak" by Calipari propelled the Wildcats all the way to the national championship game.

And in 2010-11, Kentucky lost seven of its first nine road games. That team went through the growing pains and ended up winning the SEC Tournament and advanced to the Final Four.

In other words, never count out a Calipari-coached team. Is the 4-8 record jarring? Sure. But given the recent history, the extraordinary youth and inexperience -- although not unprecedented at Kentucky -- and the missing piece of Keion Brooks Jr. for the first major part of the season, it's too early to write this Kentucky team off.

"Faith is what drives me," Calipari said on his Dec. 21 radio show. "I haven't lost any faith in the process. It's worked. I haven't lost any faith in these players. You got guys getting better," Calipari said. "We gotta figure out how to win some of these games, and I think if we win, we'll go on a run and they'll start believing."

Measurables



Olivier Sarr

Wing Span

1. Olivier Sarr - 7'3.50"
T2. Dontaie Allen - 7'2.50"
T2. Isaiah Jackson - 7'2.50"
T4. Keion Brooks Jr. - 7'1"
T4. Lance Ware - 7'1"

Max Vertical

1. Jacob Toppin - 42.5"
2. Cam'Ron Fletcher - 40.0"
3. Davion Mintz - 39.0"
4. Terrence Clarke - 38.5"
5. Isaiah Jackson - 37.5"

Hand Width

1. Dontaie Allen - 11.5"
2. Keion Brooks Jr. - 10.5"
T3. Brennan Canada - 10.0"
T3. Isaiah Jackson - 10.0"
T5. Devin Askew - 9.75"
T5. Jacob Toppin - 9.75"
T5. Lance Ware - 9.75"

3/4-Court Sprint

1. Isaiah Jackson - 3.21
2. Brennan Canada - 3.31
3. Jacob Toppin - 3.33
4. Cam'Ron Fletcher - 3.35
T5. Devin Askew - 3.36
T5. Brandon Boston Jr. - 3.36

185-Pound Bench

1. Davion Mintz - 14 reps
2. Olivier Sarr - 12 reps
3. Lance Ware - 7 reps
4. Riley Welch - 6 reps
5. Keion Brooks Jr. - 5 reps

Miscellaneous Stats

Charges Drawn

Olivier Sarr - 2
Davion Mintz - 1

First Sub

Lance Ware - 5
Davion Mintz - 4
Dontaie Allen - 3
Isaiah Jackson - 2
Jacob Toppin - 2
Devin Askew - 1
Terrence Clarke - 1

5-Second Violations

Forced by Kentucky - 1
Forced by Opponent - 0

10-Second Violations

Forced by Kentucky - 0
Forced by Opponent - 0

Shot-Clock Violations

Forced by Kentucky - 7
Forced by Opponent - 6

Tipoffs (including OT)

Won by Kentucky - 8
Won by Opponent - 6

3-Point Plays

Brandon Boston Jr. - 4
Isaiah Jackson - 2
Davion Mintz - 2
Olivier Sarr - 2
Terrence Clarke - 1
Jacob Toppin - 1

4-Point Plays

Devin Askew - 1



NOTES

After winning three games to begin SEC action, it seemed like Calipari's words were coming true. Even after the latest two losses, UK has made improvements in a number of areas in SEC play:

- Kentucky has made 30 of 82 on 3-point shots, 36.6%. In the first seven games, UK shot 25% (30 of 120) from long range
- UK has made 69 of 93 free throws, 74.2%. In the first seven games, the Wildcats shot 66.2% at the charity stripe
- Kentucky has been plus or even in assist-to-turnover ratio in three of five games. UK was plus or even in assist-to-turnover ratio in only two of the first seven games
- UK has blocked 41 shots, an average of 8.2 rejections. In the first seven games, UK averaged five blocks per contest
- Kentucky has 41 steals, an average of 8.2 thefts. In the first seven games, UK averaged 5.9 steals
- Four players have scored in double figures in three of five games. That happened only once in the first seven

There are signs of turning a corner and it looked like the Wildcats had after the three-game winning streak vs. Mississippi State, Vanderbilt and Florida, but Calipari and his team are aware they've got to start winning more games to make the NCAA Tournament.

"There are no moral victories," Calipari has said.

Return to the Mean

A lot of the statistical numbers for Kentucky aren't pretty at this point in the season. Kentucky ranks 250th or worse nationally in 10 major statistical categories (through games on Jan. 16) and in the top 50 in only three (total blocks, blocks per game and offensive rebounds per game).

Perhaps more troublesome, there are a handful of numbers trending in a historically bad direction. In terms of previous UK teams this group's ...

- 67.4 points per game is the lowest average since the 1984-85 season (65.7)
- .418 field-goal percentage is its worst mark since the 1962-63 season (.405)
- .297 3-point field-goal percentage is the second-lowest in program history (1999-2000 shot .292)
- 11.1 assists per game is the second lowest of the Calipari era (2013-14)
- 15.2 turnovers per game is the worst of the Calipari era
- 0.73 assist-to-turnover ratio is the worst mark since the 1975-76 season (also 0.73)

There are two big buts with all those numbers, both intertwined. One, it's still early in the season and perhaps a bit too early to draw any big-picture conclusions. The previous numbers are all at the end of the season. And secondly, given that it's not even the midway point of

the season, chances are at least some of the numbers are going to rebound and return to the norm, as they've started to in conference play.

Counting on the odds to turn things around isn't what John Calipari has in mind or is banking on, but, it's worth noting that luck wasn't on the Wildcats' side in the nonconference schedule. According to Ken Pomeroy's luck rating, which measures the deviation between a team's actual winning percentage and what one would expect from its game-by-game efficiencies. Kentucky was dead last in the country. That number has gotten better recently with three wins in league play, but the Wildcats are still near the bottom.

In other words, although UK has performed poorly in a lot of areas early in the season, its record is still not reflective of its team efficiency, even if those numbers aren't up to par either. The Wildcats could be due for a few things to go their way and return to the norm soon.

Camp Cal in Session

Following the script of most of the previous John Calipari teams at Kentucky, UK is off to a 3-2 start in Southeastern Conference action. It shouldn't come as a major surprise after quality time in Camp Cal.

With players out of school for the winter break -- which has been lengthened by a modified university fall and spring class schedule due to the COVID-19 pandemic -- the Wildcats have been exclusively focused on basketball and will continue to be for nearly two months. UK will often practice two times a day in addition to a workout session with strength and conditioning coach Robert Harris.

In a normal year where there isn't a pandemic, Calipari has the players over to his house to eat and rest in between practices and the team goes out to eat together almost every night. That won't be fully possible this season due to COVID-19 safety protocols, but the team will still basically eat, sleep and drink basketball during this time of the season. This period is often when Calipari's teams improve the most.

The proof is in the numbers. As successful as Calipari's teams have been in the nonconference portion of their schedule, it's the conference season where his teams really take off. UK has won six regular-season SEC titles in the previous 11 seasons and another six SEC Tournament championships under Calipari.

The first day of spring classes -- and, in essence, the end of Camp Cal -- is Jan. 25.

Forever Young

With Keion Brooks Jr., who averaged 4.5 points and 3.2 rebounds in 31 games with six starts, as the lone major contributor to the roster from last season, UK was tasked with replacing 94% of its scoring from last season. That's the most of the John Calipari era. It also had to replace 92.4% of its minutes, 91.3% of its rebounds, 98.6% of its assists, 92.0% of its steals and 91.5% of its blocks -- and Brooks missed the first nine games of the season.

According to an NCAA survey at the beginning of the season, Kentucky's three scholarship returners was among the nation's least amount of returning experience.

UK's Record vs. AP Ranked Opponents and as an AP Ranked Opponent Under Cal

Kentucky (RK)	Opponent Rank																												
	1	2	3	4	5	6	7	8	9	10	11	12	13	14	15	16	17	18	19	20	21	22	23	24	25	RV	NR	TOTAL	
1	-	0-1	0-1	1-0	2-0	2-0	-	2-0	1-0	-	0-1	-	-	-	-	2-0	1-0	1-0	-	1-0	3-0	1-0	-	-	-	6-2	46-3	69-8	
2	1-0	-	-	0-1	1-0	0-1	-	-	-	-	-	1-0	1-0	-	1-0	-	1-0	-	0-1	-	-	-	-	-	-	4-0	24-0	34-3	
3	-	-	-	1-0	-	-	-	-	0-1	-	-	1-0	-	-	-	-	-	-	-	0-1	-	-	-	-	-	1-0	17-0	20-2	
4	-	0-1	-	-	-	-	0-1	0-1	-	-	-	-	-	1-0	-	-	-	-	-	-	-	-	-	-	1-0	2-0	9-2	13-5	
5	1-0	-	-	-	-	0-1	-	-	-	1-0	-	-	-	-	-	-	-	-	0-1	-	-	-	-	1-0	-	1-0	9-0	13-2	
6	-	-	-	-	0-1	-	1-0	1-0	-	0-1	-	-	-	-	-	-	-	-	1-0	-	-	-	-	-	-	1-0	9-2	13-4	
7	-	-	-	0-1	-	-	-	-	-	-	1-0	-	-	0-1	-	-	-	-	1-0	-	-	-	-	-	-	-	5-1	7-3	
8	-	-	-	-	-	-	-	-	1-0	-	-	-	1-0	-	1-0	-	-	-	-	-	-	1-0	-	0-1	-	2-3	13-0	19-4	
9	-	-	-	-	-	-	-	-	-	-	-	-	-	-	-	-	-	-	-	-	-	-	-	-	-	-	8-2	8-2	
10	-	-	-	-	-	-	-	-	-	-	-	-	-	0-1	-	-	-	-	-	-	-	-	-	-	-	3-4	11-3	14-7	
11	1-0	-	-	-	-	-	1-0	-	0-1	-	-	-	1-0	-	-	-	-	0-1	-	-	-	2-0	-	-	-	-	6-1	11-3	
12	-	-	-	-	-	-	-	-	-	-	-	-	-	1-0	-	1-0	-	-	-	-	-	-	-	-	-	1-0	4-1	7-1	
13	-	-	-	-	-	-	-	-	-	-	-	-	-	-	-	-	0-1	-	-	-	-	-	-	-	-	-	7-2	7-3	
14	-	-	0-1	-	-	-	-	-	-	-	-	-	-	-	-	-	-	-	-	-	-	-	-	-	-	1-1	9-1	10-3	
15	-	-	-	-	-	-	-	-	-	-	-	1-0	-	-	-	-	-	1-0	-	-	-	-	-	-	-	1-0	6-0	9-0	
16	-	-	-	-	-	-	-	-	-	-	-	-	-	-	-	-	1-0	-	-	-	-	-	-	-	-	2-0	4-1	7-1	
17	-	-	-	-	-	-	-	-	-	-	-	-	-	-	-	-	-	-	-	-	-	-	1-1	-	-	-	4-2	5-3	
18	-	-	-	-	-	-	-	-	-	-	-	-	-	-	-	-	-	-	-	-	-	-	0-1	-	-	3-2	6-1	9-4	
19	-	-	1-0	1-0	-	-	-	-	1-0	-	-	-	-	-	-	-	-	-	-	-	-	-	-	-	-	-	2-0	5-0	
20	-	-	-	0-1	-	-	0-1	-	-	-	-	-	-	-	-	-	-	-	-	-	1-0	-	-	-	-	-	3-2	4-4	
21	-	-	-	-	-	-	-	-	-	-	-	-	-	-	-	-	-	-	-	-	-	-	-	-	-	1-0	2-1	3-1	
22	-	-	-	-	-	-	-	-	-	-	-	-	1-0	-	-	-	-	-	-	-	-	-	-	-	-	1-0	5-1	7-1	
23	-	-	-	-	-	-	-	-	-	-	-	-	-	-	-	-	-	-	-	-	-	-	-	-	-	0-1	3-0	3-1	
24	-	-	-	-	-	-	-	-	-	-	-	-	-	-	0-1	-	-	-	-	-	-	-	-	-	-	-	0-1	0-2	
25	0-1	-	-	-	-	-	0-1	-	-	-	-	-	-	-	-	-	-	-	-	-	-	-	-	-	-	-	1-1	1-3	
RV	0-1	1-0	-	-	1-0	-	2-0	-	-	0-1	-	1-0	1-0	-	-	-	-	0-1	-	-	-	-	-	-	-	-	-	-	-
NR	-	-	-	0-1	-	-	-	-	-	-	1-0	-	-	-	-	1-0	-	-	-	-	-	0-1	-	-	-	-	-	-	-
TOTAL	3-2	1-2	1-2	3-4	4-1	2-2	4-3	3-1	3-2	1-2	2-1	4-0	5-0	2-2	2-1	4-0	3-1	2-2	2-2	1-1	4-0	4-1	1-2	1-1	1-0	Total	298-70	Total	63-35



NOTES

Points Per Possession

Game	Off. PPP	Def. PPP
MOREHEAD STATE	1.19	0.66
RICHMOND	0.83	0.99
vs. Kansas	0.85	0.89
vs. Georgia Tech	0.91	1.16
NOTRE DAME	0.95	0.97
vs. North Carolina	0.90	1.07
at Louisville	0.92	0.97
at Mississippi State*	0.99	0.92
VANDERBILT*	1.15	1.10
at Florida*	1.15	0.88
ALABAMA*	0.89	1.16
at Auburn*	0.87	0.97
at Georgia*		
LSU*		
at Alabama*		
TEXAS		
at Missouri*		
TENNESSEE*		
ARKANSAS*		
AUBURN*		
at Vanderbilt*		
at Tennessee*		
TEXAS A&M*		
FLORIDA*		
at Ole Miss*		

Overall

UK offensive high - 1.19 vs. MOREHEAD STATE
UK offensive low - 0.83 vs. RICHMOND
Kentucky SEC offensive high - 1.15 2x, last at UF
Kentucky SEC offensive low - 0.87 at Auburn

Opponent offensive high - 1.16, 2x, last ALABAMA
Opponent offensive low - 0.66, MOREHEAD STATE
Opponent SEC offensive high - 1.16, ALABAMA
Opponent SEC offensive low - 0.88, Florida

Clutch Free Throws

Free throws during a two-possession game (six points or less) at any point with 3:00 or less to play or overtime:		
Player	FTs	Pct.
Davion Mintz	3-3	1.000
Dontaie Allen	2-2	1.000
Brandon Boston Jr.	2-2	1.000
Devin Askew	4-6	.667
Isaiah Jackson	1-2	.500
Olivier Sarr	0-2	.000
Kentucky	12-17	.706

Through games on Jan. 16, KenPom.com lists UK's average lineup experience at 0.90, the seventh-most inexperienced team in the nation that has played in a game in 2020-21. And without Brooks for the first nine games of the season, UK's minutes continuity is dead last in the country.

That's, of course, nothing new for Calipari's teams. Only the 2010-11 team's average years of experience was greater than 1.0 with an average of 1.16 years in 12 years under Calipari. The youngest team was the 2017-18 squad with an average age of 0.18.

As of Jan. 16, the Wildcats have had six different true freshmen start a game this season. In all but one contest, UK has started at least three true freshmen. Of the possible 60 starts this season, 38 have been made by UK's freshman class. That's the most of any team in the nation. The six different freshmen to start a game is also tops in the country.

Cats Don't Count on the 3

New rules that moved the 3-point line to the international basketball distance of 22 feet, 1.75 inches have had an impact on college basketball the last two seasons. The Wildcats are not immune to the lower percentages.

Kentucky ranks near the bottom nationally in both 3-point field goals per game (ranked 327th through games on Jan. 16 with 5.0 per game), 3-point field-goal percentage (29.7%, ranked 297th) and 3-point scoring distribution (only 22.2% of UK's points come from 3s, which is 333rd thus far), have taken 63 fewer 3-pointers than the opposition, and made five or fewer 3-pointers in eight of 12 games.

Kentucky was shooting just 25% from behind the arc (30 of 120) entering Southeastern Conference play, among the worst marks in the country, but UK has slightly improved in conference competition. During league play, the Wildcats are 30 of 82 from 3-point range, a 36.6% mark. UK's overall 3-point field-goal percentage of 29.7% is the second-lowest mark in school history (comparing to end-of-season totals).

Dontaie Allen has been a bright spot from long range. Averaging 26.6 minutes in conference play, Allen is 15 of 30 from behind the arc.

Despite the 3-point numbers, they aren't the sole reason behind Kentucky's 4-8 start. If you've followed Calipari's teams over the years, Kentucky has never relied on the 3-point shot. While teams nationally are taking more 3-point shots than ever before, UK has bucked the trend and played to the style that's best suited for that particular group.

The highest percentage of 3-point shots taken under Calipari was the 2010-11 Final Four team that lofted 32.4% of its shots from beyond the arc. No surprise, that team consisted of Brandon Knight and Doron Lamb on the perimeter is also Calipari's top 3-point shooting team at Kentucky.

Calipari typically likes his teams to take between 20 to 24 3-point attempts per game. UK is averaging 16.8 3-point attempts in its 12 games.

Kentucky's 29.7% mark from 3 isn't ideal but last season's team should give some perspective. That group started slow and rebounded to shoot 34.3% for the season.

Not relying on the 3 certainly doesn't hurt the Wildcats. UK is 10-2 all-time under Calipari when making one or fewer from long range.

Year	% of Attempts from 3	3-Point FG%
2009-10:	.313	.331
2010-11:	.324 (highest)	.397 (highest)
2011-12:	.265	.378
2012-13:	.293	.346
2013-14:	.276	.332
2014-15:	.271	.349
2015-16:	.310	.366
2016-17:	.316	.353
2017-18:	.258 (lowest)	.357
2018-19:	.296	.354
2019-20	.266	.343
2020-21	.287	.297 (lowest)

Cats Deliver the Knockout Punch

Kentucky is 283-10 (96.6%) in the John Calipari era when leading by at least 10 points at any time in the contest.

UK has surrendered two such instances in 2020-21. The Wildcats yielded a 13-point lead in a loss to No. 7/5 Kansas on Dec. 1 and an 11-point advantage was swallowed up by No. 21/22 North Carolina on Dec. 19.

Seven of the 10 losses are to conference opponents.

Perhaps most impressive of all is that 70.0% of games Calipari has coached in at Kentucky have produced 10-point leads at some point during the game for UK. The Wildcats have led by 10 points or more in a whopping 84.7% of Calipari's 334 career wins at Kentucky.

Hold Them to 55 Points, 40%

Defense has always been a recipe for success for the Wildcats under John Calipari. The special ingredient: 55 points. UK is a perfect 78-0 under Calipari when holding the opponent to 55 points or fewer, including 1-0 this season.

The Wildcats are 187-8 (96.0%) under Calipari and 2-1 this season when limiting the opponent to 63 points or less. Kentucky's 61-59 loss to Tennessee in 2017-18 snapped a 60-game winning streak when holding the opponent to 63 or less.

Kentucky also fares well when it keeps the competition to 40% or less from the floor. UK is 205-21 (90.7%) vs. opponents under Calipari when its field-goal percent is 40% or less. The Wildcats are 3-2 this season when that occurs.

Bounce Back

Kentucky doesn't lose often during the John Calipari era, but when the Wildcats do, they usually bounce back. UK is 56-19 under Calipari following a loss (record does not count end-of-season losses) and five of those came during the uncharacteristic six-game losing streak to start the season.

That six-game skid marked the first time in 12 seasons under Calipari Kentucky lost five or more straight games. In that stretch, UK also lost back-to-back home games with the losses to Richmond and Notre Dame, the first time with consecutive losses in the Calipari era.

It was only the second time the Wildcats lost more than two straight games -- home or away -- under Calipari. The last and only other time the Wildcats lost four consecutive games under Calipari was in 2017-18 when Kentucky dropped four straight games during the 2017-18 season. That team went on to win the Southeastern Conference Tournament and advanced to the Sweet 16.

Prior to the Calipari era, the last time UK lost six games in a row was Feb. 5-22, 1989.

Three (Transfers) is More

The Wildcats added three high-impact transfers in Wake Forest forward Olivier Sarr, Creighton guard Davion Mintz and Rhode Island forward Jacob Toppin -- and all three have played important parts this season.

This season, the transfers have accounted for 37.1% of the points, 31.9% of the rebounds and 36.8% of the assists.

Since entering the starting lineup eight games ago vs. Notre Dame, Mintz is averaging 11.3 points, 4.3 rebounds, 2.5 assists and 1.1 steals per game. He had a team-high 19 points with four 3-pointers at Louisville and a game-high 17 points and eight boards against North Carolina. He's led the team in scoring a team-high five times.

Sarr leads the team with a pair of double-doubles and two 20-point scoring efforts. He had 22 points and seven rebounds against Notre Dame and then the 24-point game against Vanderbilt on 14-of-17 shooting at the foul line. Sarr leads the team with 12.0 points and 6.2 rebounds per game in league play.

Toppin broke out with season-highs of points (10), rebounds (six) and minutes (25) at Louisville. In an expanded role over the last six games, he's averaging 6.8 points and 4.8 rebounds per game. His per-40 numbers increase to: 14.3 points and 10.1 rebounds per game in that stretch.

Sarr, at 7-feet, 255 pounds, enjoyed a breakthrough season in 2019-20 at Wake Forest, averaging 13.7 points, 9.0 rebounds and 1.2 blocks per game. He shot 52.7% from the floor, made the All-Atlantic Coast Conference Third Team and was the runner-up for the 2020 ACC Most Improved Player award.

A 6-3 guard out of Creighton, Mintz played in 97 games with 79 starts for the Bluejays. Mintz redshirted in 2019-20 after battling an ankle injury in the preseason and then re-aggravating it in prac-

NOTES

tice upon his return, but he started all but one game in the previous two seasons. He started all 35 games for Creighton in 2018-19, averaging 9.7 points, 3.0 assists and 3.0 rebounds in 28.8 minutes per game. Mintz was regarded as the Bluejays' best defender and ranked second on the team with 40 steals.

Toppin, a 6-8 forward, is the brother of Dayton's Obi Toppin, the consensus national player of the year in 2019-20. Jacob Toppin became an immediate contributor for a Rhode Island team that went 21-9 on the season and finished 13-5 in the Atlantic 10. He scored in double figures five times in his freshman season, highlighted by 12 points and eight rebounds vs. Richmond, a potential at-large NCAA Tournament team this past season, and 12 points in 11 minutes vs. Saint Joseph's. He also performed well vs. his future SEC foes Alabama and LSU, scoring 11 points and 10, respectively, in nonconference play.

UK Freshman Class Ranked No. 1

If it's not an annual certainty at this point, it's at least become a yearly expectation for John Calipari to reel in a top-ranked recruiting class every season. He's *only* done it in *every* year at Kentucky.

This year's group is no exception as they have had to shoulder a major load. Led by Brandon Boston Jr. and Terrence Clarke, the team's two leading scorers (points per game), the six true freshmen scholarship players have accounted for 51.1% of the points, 53.0% of the rebounds, 59.4% of the assists, 67.1% of the steals and 67.1% of the blocks. A freshman leads UK in virtually every major statistical category: points (Boston - 138), rebounds (Isaiah Jackson - 79), assists (Devin Askew - 33), steals (Boston - 18) and blocks (Jackson - 37). All six have started at least one game this season.

The seven-man class includes guards Askew, Boston and Clarke and forwards Jackson, Lance Ware and Cam'Ron Fletcher, plus walk-on guard Kareem Watkins. The Wildcats also added three high-impact transfers (more on them to follow), but they are not included in the official signing class rankings.

As for those rankings, UK finished atop them all. ESPN, 247Sports and Rivals each tabbed the Wildcats' haul the No. 1 class in their final team rankings. The Recruiting Services Consensus Index, which tallies major recruiting rankings and plugs them into a formula to calculate a consensus ranking, also ranked it the top class in the country.

With two players rated consensus top-10, five-star prospects and all six of the scholarship signees tabbed four- or five-star players, UK formed its 12th straight top-three signing class under Calipari. Of those 12 classes, eight have been tabbed No. 1 in the final rankings by at least one of the three major recruiting services, the best mark of any team and coach.

Boston, a consensus five-star prospect, was ranked the highest in UK's class. The 6-foot-7 guard out of Norcross, Georgia, was tabbed as high as No. 5 in the Rivals rankings. Boston is UK's highest rated signee since Skal Labissiere in 2015 (No. 1 in Rivals, No. 2 in ESPN and 247Sports).

Clarke, a 6-7 guard, was just behind Boston in the rankings. The Boston native was also a consensus five star and was ranked as high as No. 8 by Rivals.

Also picking up five-star ratings by at least one of the three major services were Askew, who earned the elite status from ESPN, and Jackson, who earned the distinction from Rivals. Fletcher and forward Ware were consensus four-star prospects.

Big and Tall

This Kentucky team certainly passes the eye test.

The 2020-21 group has length at every position. Ten of the 15 players on the roster are 6-foot-6 or taller, including nine of the 12 scholarship players.

The team has an average height of 77.7 inches, just a touch less than 6-6 per player. That's among John Calipari's tallest teams at Kentucky. Only the 2009-10 (79 inches), 2010-11 (78.6), 2017-18 (78.1) and 2019-20 (77.9) squads averaged more height. Remove UK's three walk-ons of Brennan Canada (78 inches), Riley Welch (72) and Kareem Watkins (68) and the average height goes up to 78.9 inches, about 6-7 per scholarship player.

Senior forward Olivier Sarr is the 10th 7-footer in UK history and the first since Isaac Humphries in 2016-17.

According to KenPom.com, Kentucky's average used height of 79.0 inches is the fifth-tallest team in the nation, through games on Jan. 16.

But length isn't just measured by height. Wingspan is perhaps the most important factor of all, which this team has plenty of. Five players feature a wingspan of seven feet or more, led

by Sarr at 87.5 inches, almost 7-4.

Measurable-wise, sophomore forward Jacob Toppin has the best maximum vertical leap on the team at 42.5 inches. Cam'Ron Fletcher checked in at 40.0.

Also of note, 6-9 freshman forward Isaiah Jackson ran the fastest 3/4-court spring at 3.21 seconds, and sharpshooting redshirt freshman guard Dontae Allen has a hand width of 11.5 inches, tops on the team.

Always Efficient

According to Ken Pomeroy's calculations on kenpom.com, UK's teams under John Calipari have consistently ranked among the most efficient teams in the country per possession. Rankings are through games on Jan. 16.

Season	Offense (Rank)	Defense (Rank)	Overall
2020-21	105.7 (91)	91.5 (24)	55th
2019-20	112.7 (24)	95.1 (52)	29th
2018-19	117.6 (14)	90.1 (8)	8th
2017-18	115.8 (24)	95.4 (22)	17th
2016-17	119.1 (12)	91.4 (7)	4th
2015-16	120.4 (5)	98.0 (53)	6th
2014-15	119.3 (5)	86.5 (2)	1st
2013-14	117.6 (10)	96.9 (41)	11th
2012-13	108.8 (42)	99.1 (129)	42nd
2011-12	122.9 (2)	88.2 (9)	1st
2010-11	118.1 (7)	90.4 (15)	6th
2009-10	116.1 (15)	86.2 (6)	3rd

Kentucky's Schedule Packs a Punch

Kentucky's schedule is always among the toughest in the country and this season certainly is no different.

UK's nonconference slate has seen the Wildcats play Kansas in the Champions Classic, featured nonconference games against Atlantic Coast Conference foes Georgia Tech, Notre Dame, North Carolina and Louisville, and sees the Wildcats host Texas on Jan. 30 in the SEC/Big 12 Challenge.

Five Kentucky opponents are ranked in the Jan. 20 Associated Press Top 25, including two top-10 nonconference opponents in Texas (No. 5) Kansas (No. 9).

Tennessee, at No. 6, Alabama, at No. 18, and Missouri, at No. 19, are the Southeastern Conference squads ranked among the AP Top 25. LSU sits just outside the top 25 and received votes. Kentucky plays Tennessee and Alabama twice. Twelve SEC schools ranked in the top 100 and six in the top 50 in the NCAA Net Evaluation Tool rankings on Jan. 17.

UK's 2020-21 opponents combined to go 395-293 last season, a .574 winning percentage. Nine of the Wildcats' 22 total competitors ranked in the top 50 of the NCAA Evaluation Tool as of Jan. 5.

In 2020-21, the 12 opponents UK has played have a record of 93-54 (63.3%) through games on Jan. 16 with 10 of the foes posting winning records. Ten of the opponents rank in the top 100 of KenPom.com and six are in the top 50. KenPom.com ranks UK's current schedule as the 11th-toughest in the country.

Adhering to the NCAA Division I Council's framework for scheduling, UK is slated to play in 24 regular-season games with one three-game multi-team event, resulting in 27 total games before postseason play. The Wildcats will play nine nonconference opponents to go along with 18 SEC matchups.

The league has built-in make-up dates scheduled for March 5-7 in case games are postponed due to COVID-19 safety protocols.

South Carolina, Detroit Mercy Games Postponed

Kentucky's original Southeastern Conference opener against South Carolina slated for Dec. 29 in Rupp Arena was postponed due to a combination of positive tests, contact tracing and subsequent quarantining of individuals within the South Carolina program. The decision to postpone is consistent with SEC COVID-19 management requirements.

The league has built-in make-up dates scheduled for March 5-7 in case games are post-

Lineup Comparison					
Most Frequent Lineups	Total Minutes	Points For	Points Against	+/-	+/- Per 40 Min.
Askew, Boston, Clarke, Jackson, Sarr	41:42	75	61	+14	+13.43
Askew, Boston, Jackson, Sarr, Mintz	31:21	40	37	+3	+3.83
Boston, Clarke, Jackson, Sarr, Mintz	28:20	47	42	+5	+7.06
Askew, Boston, Sarr, Mintz, Brooks	18:54	30	41	-11	-23.28
Askew, Boston, Clarke, Sarr, Fletcher	17:56	26	36	-10	-22.30
Askew, Boston, Jackson, Mintz, Toppin	17:50	31	31	0	0.00
Askew, Clarke, Jackson, Sarr, Mintz	15:11	36	26	+10	+26.34
Askew, Boston, Sarr, Mintz, Ware	11:33	20	25	-5	-17.32
Askew, Boston, Jackson, Mintz, Ware	11:10	22	16	+6	+21.49
Askew, Sarr, Mintz, Ware, Allen	10:15	15	14	+1	+3.90



NOTES

poned due to COVID-19 safety protocols, but a make-up date has not been determined at this time. It is the third game of the season that has been postponed for UK.

Kentucky's game vs. Detroit Mercy on Dec. 15 in Rupp Arena was postponed as well. The game, originally scheduled for Nov. 27 in the Bluegrass Showcase and then rescheduled to Dec. 15 because of COVID-19 safety protocols, was postponed a second time due to concerns with COVID-19 protocols and calendar logistics. A make-up date has not been set.

UK ticket holders will receive communication via email if additional changes are made to Kentucky's schedule throughout the season. Given the unusual nature of this season – specifically, the current unknowns related to postponed games getting rescheduled or canceled games getting replaced – UK Athletics appreciates the continued support, flexibility and understanding of its ticket holders. If circumstances change during the season and games are canceled and not rescheduled, UK Athletics will evaluate credit and refund options for the ticket portion of payment at the conclusion of the season.

Per the NCAA Division I Council's framework for scheduling this season, teams can play a maximum of 27 games.

Brooks Leads On and Off the Court

Keion Brooks Jr. was one of 11 Division I men's basketball student-athletes selected to serve on the newly-formed National Association of Basketball Coaches Player Development Coalition. The group is a diverse collection of players who are tasked with providing valuable perspective and feedback on college basketball-related issues.

In addition to creating a vehicle for student-athletes to address current issues, the Player Development Coalition will also provide members with numerous professional and personal development experiences. The coalition will meet quarterly and have regular opportunities to address the NABC Board of Directors and NCAA committees.

"The importance of the coalition is to make sure the players' voices are heard because the players are what make the NCAA go," Brooks said. "I also believe it's important to educate players beyond basketball, with social justice issues and how to carry yourself as a professional."

Members of the initial Player Development Coalition are North Carolina's Armando Bacot, Colorado's Evan Battley, Brooks, Harvard's Kale Catchings, Villanova's Collin Gillespie, Gonzaga's Corey Kispert, Michigan State's Joshua Langford, Duke's Wendell Moore Jr., TCU's RJ Nembhard, Syracuse's Bourama Sidibe and High Point's John-Michael Wright.

Toss Him if You Dare

Opposing fan bases may cheer when John Calipari heads for the exits on the rare occasions he gets ejected -- and they should given his Hall of Fame credentials -- but forcing Calipari to head to the locker room might be a secret weapon for UK.

Kentucky is 4-1 under Calipari when he's ejected, which, on the surface, is pretty good. But there's more to the ejections than just the record.

Calipari's most recent two ejections have sparked impressive comebacks. Against Mississippi State on Jan. 2, Calipari was hit with back-to-back technical fouls and tossed with more than nine minutes to play. After the Bulldogs' three free-throw makes, UK was behind nine and appeared to be spiraling towards an unthinkable seventh straight loss.

Not so fast. Evoking the player empowerment that Calipari has pleaded with his team to make, the players and the assistant coaching staff responded with the type of resiliency and fight that might turn UK's season around. Kentucky followed Calipari's ejection against the Bulldogs with 10 straight points to take the lead and endured a back-and-forth ending to win in double overtime.

Was the ejection intentional to light a fire under his team?

"The first one, yes I did because there were two or three things that happened, and we weren't going to have a chance to win if it didn't change," Calipari said.

It was similar to Calipari's ejection last season at Arkansas. In arguably the most hostile environment UK faced all season, Calipari got the boot with 8:19 to play and Arkansas threatening to take control of the game.

No problem. Ashton Hagans put his arm around Calipari as he was escorted off the court and told him, "Coach, we got this," and the Wildcats promptly responded with a 15-0 run. Calipari points to that game, when his players became "empowered," as the key to Kentucky's regular-season Southeastern Conference championship run.

In February 2016 at South Carolina, Calipari was tossed early in the game, which only seemed to motivate Kentucky in one of its most dominant victories of the season, an 89-62 rout. Tyler Ulis coached the offense from the floor and Kenny Payne coached the defense from the bench. UK played its best basketball from that point forward that season.

The lone loss in a Calipari ejection also came at South Carolina, in March 2014, but even that expulsion seemed to turn things around for UK. After that loss, with Kentucky's season failing to live up to huge expectations to start the season, Aaron Harrison promised fans that the season was going to be a "great story."

Harrison's words were prophetic as Kentucky would turn the season around. The Wildcats

nearly won the SEC Tournament championship and then marched through one of the toughest draws in NCAA Tournament history, knocking off undefeated and top-seeded Wichita State, downing defending national champion and archrival Louisville, and defeating defending national runner-up and Big Ten champion Michigan before edging Wisconsin in the Final Four. UK became the first team ever to knock off three of the previous season's Final Four teams.

Calipari's other ejection as UK's head coach was late in a win vs. Mississippi Valley State during the 2010-11 season.

And the Winner is ... Kentucky!

Kentucky has dominated the weekly Southeastern Conference awards under John Calipari. UK has won more SEC honors (109) than any school during the Calipari era, including 84 SEC Freshman of the Week honors and 25 SEC Player of the Week awards.

Following a breakthrough performance at Mississippi State, redshirt freshman guard Don-taie Allen became the first Kentucky player to earn Freshman of the Week honors this season.

After logging just a minute over the previous three games, including two in which he did not even check in, the Falmouth, Kentucky, native sparked a nine-point second-half comeback in double overtime at Mississippi State with a career-high 23 points.

He played 32 minutes and made 8 of 13 shots and 7 of 11 from 3, plus added four rebounds and a blocked shot. All of those numbers were career bests.

Allen is the sixth freshman in program history to make seven or more 3-pointers in a game (done seven times overall) and the first player to drain at least seven since Immanuel Quickley had eight against Texas A&M on Feb. 25, 2020.

Kentucky has dominated the weekly SEC awards under John Calipari. UK has won more weekly SEC honors (109) than any other school during the Calipari era, including 84 SEC Freshman of the Week honors and 25 SEC Player of the Week awards.

Allen is the first Wildcat to win either award this season.

Boston, Sarr Tabbed Preseason All-SEC

Kentucky newcomers Brandon Boston Jr. and Olivier Sarr were selected to the two preseason All-Southeastern Conference squads by league and national media and the SEC coaches.

Boston and Sarr earned identical honors from the league and the coaches. Boston, a freshman, was an All-SEC First Team pick and Sarr, a senior transfer from Wake Forest, was an All-SEC Second Team selection. Boston picked up votes for SEC Player of the Year in the media poll.

While noteworthy, preseason honors don't always tell the story of the season. Neither Immanuel Quickley nor Nick Richards were picked for the preseason media All-SEC teams or the coaches' All-SEC picks a season ago. Quickley played his way to the coaches' 2020 choice for SEC Player of the Year while making the media's All-SEC First Team, and Richards was an All-SEC First Team selection by both.

Kentucky has featured at least one player on one of the two end-of-the-season All-SEC teams (media or coaches) since 2006-07.

Four Players on National Watch Lists

Four Wildcats -- Brandon Boston Jr., Terrence Clarke, Isaiah Jackson and Olivier Sarr -- started the season on major national watch lists.

Boston and Clarke are two of 50 players on the Naismith Trophy preseason watch list, awarded annually to the national player of the year by the Atlanta Tipoff Club. Boston and Olivier Sarr are on the watch list for the John R. Wooden Award. Boston is also one of 20 players on the National Association of Basketball Coaches' national player of the year honor.

Four Wildcats are on preseason watch lists for the positional player of the year awards presented by the Naismith Memorial Basketball Hall of Fame.

Boston is on the list for the Julius Erving Award (best small forward), Clarke is nominated for the Jerry West Award (best shooting guard), Jackson is tabbed to the Karl Malone Award watch list (best power forward) and Sarr is among the candidates for the Kareem Abdul-Jabbar award (best center).

Calipari Builds 'Staff of the Future'

Kentucky's bench looks significantly different this season with the additions of Bruiser Flint and Jai Lucas and the departure of Kenny Payne.

Payne, UK's longtime associate head coach and assistant since 2010-11, accepted an assistant coaching position with the New York Knicks in August on Tom Thibodeau's staff. He joined former UK players Julius Randle and Kevin Knox in New York.

The departure of Payne offered Calipari the opportunity to alter some responsibilities and create a new position.

Tony Barbee moved to a new position, the associate to the head coach, where he plays a central part in helping Calipari run the program. Barbee, who played a key role in Kentucky's game management and Xs and Os as an assistant, has taken on increased responsibility in game planning, scouting opponents, and helping Calipari formulate the team's approach in

Wins vs. Losses in 2020-21

Result	FG%	Opp. FG%	3-Pt. FG%	Opp 3-Pt. FG%	FT%	RPG	APG	TOPG	BPG	SPG	PPG	Opp PPG
Wins	.481	.381	.444	.325	.746	36.2	15.5	12.3	8.0	8.5	78.0	62.5
Losses	.385	.421	.230	.313	.673	39.9	8.9	16.6	5.5	6.0	62.1	71.5



NOTES

practices and in games.

In terms of additions, Calipari first brought in Flint, a former Calipari assistant with more than 30 years of coaching experience, to fill Payne's assistant void and hired Lucas, a Texas assistant coach, to be an assistant coach/recruiting coordinator.

Joel Justus remains in the other assistant role and longtime Calipari right-hand man John Robic remains as a special assistant to the head coach with basketball operations duties.

Calipari looked to NBA coaching staffs as a model for his changes. He has called this new setup "a staff of the future."

With a blue-collar background and an infectious personality, Flint is well known in the college basketball fraternity for his success in both recruiting and developing players. His honest, engaging approach has been the consistent variable behind 20 successful seasons as a Division I head coach at Drexel (2001-02 to 2015-16) and UMass (1996-97 to 2000-01), plus several prominent assistant coaching stops, including seven seasons at UMass under Calipari. He served the last three seasons as an assistant at Indiana.

Flint won 331 games as a head coach during his 20 seasons at the helm at UMass and Drexel. Four times he was named Colonial Athletic Association Coach of the Year (2002, 2004, 2009 and 2012) and National Association of Basketball Coaches District Coach of the Year (1998, 2007, 2009 and 2012).

Flint was a member of Calipari's staff at UMass from 1989 through the 1995-96 season, helping build a national program in Amherst, Massachusetts, after 11 straight losing seasons. With Calipari and Flint on staff, the Minutemen made five NCAA Tournament appearances, including the 1996 Final Four run, to go along with five Atlantic 10 regular-season and five A-10 Tournament titles.

Lucas is a former McDonald's High School All American and now a highly respected coach. As an assistant, Lucas has been tasked with taking a lead role in Kentucky's recruiting efforts while filling the traditional on-court roles of an assistant, including helping with game and practice preparation and playing a key role in player development through practice and individual workouts. Additionally, as recruiting coordinator, he manages official and unofficial visits and is responsible for the recruiting strategy for the program.

Lucas spent the previous eight seasons at his alma mater on the University of Texas' coaching staff. A native of Houston, Lucas began his career as a special assistant of the basketball program under Rick Barnes for two seasons. Upon Shaka Smart's hiring, Lucas moved into the director of basketball operations role before being elevated to an assistant coach for the 2016-17 season. He is known in basketball circles for his high-level player development and a penchant for formulating strong relationships.

Also of note, DeWayne Peevy, UK's former deputy director of athletics who also served as the basketball administrator, was named director of athletics at DePaul in August. A long-time confidant of Calipari's, Peevy was in charge of Kentucky's schedule. Kevin Sargent, associate athletic director of compliance, is the new basketball administrator. Sargent and Robic now oversee scheduling.

Even by UK Standards, Major Roster Overhaul

With an unmatched ability to prepare and produce players for the NBA Draft, Kentucky is used to major roster overhauls on an annual basis. But the one the Wildcats face in 2020-21 has been their most challenging yet.

UK said farewell to nine players, five starters and eight of the top nine scorers from the 2019-20 roster. Nick Richards, Immanuel Quickley, Ashton Hagans, EJ Montgomery and Tyrese Maxey all forfeited their remaining eligibility and declared for the NBA Draft, with three of them earning selection in the Nov. 18 draft. Nate Sestina's college eligibility expired, Johnny Juzang transferred, Ben Jordan returned to baseball full time and Kahlil Whitney departed for a professional career midseason.

That left the Wildcats with just one scholarship player who played in 2019-20: Keion Brooks Jr., who averaged 4.5 points and 3.2 rebounds in 31 games, including six starts. And he has yet to play this season with a lingering left leg injury.

UK was tasked with replacing 94% of its scoring from last season, 98.6% of its minutes, 84.4% of its rebounds, 92.0% of its assists and 91.5% of its blocks. It's the highest loss of

points and assists production of the John Calipari era, and according to an NCAA survey of communications directors across the country, UK is replacing a higher scoring percentage than any other school in the country. Only the 2012-13 Kentucky team, which went to the NIT after the 2011-12 team won the national title, had to replace more minutes.

Big-Game Cal, Cats

John Calipari's teams aren't just good against the best teams in the country, they're great. Not only does Kentucky own a 63-35 record (.643) vs. Associated Press Top 25 teams under John Calipari, UK is 7-4 when both teams are ranked in the AP top five.

All-time, Calipari is 13-8 when both teams are ranked in the AP top five. When both teams are ranked in the AP Top 25, Calipari's all-time record is 86-57, including a 55-30 mark at Kentucky. When both are ranked in the top 10 he has a 27-19 record, including 16-12 at UK.

By defeating top-ranked Michigan State to start the 2019-20 season, UK knocked off the No. 1 team in consecutive seasons for the first time in school history. Kentucky downed Tennessee on Feb. 19, 2019. With the win over MSU to begin 2019-20, the Wildcats have nine victories over the No. 1 team in 25 tries in program history.

Calipari improved to 6-4 vs. the No. 1 team in his career with the win vs. Michigan State, including 3-2 at Kentucky. According to ESPN, Calipari is the only coach with a winning (.600) percentage against No. 1 ranked teams with a minimum of 10 games faced against the No. 1.

Taking Care of Business

Kentucky's 63-35 record vs. opponents ranked in the Associated Press Top 25 in John Calipari's tenure is impressive, but the Wildcats' ability to beat all-comers can't be overlooked. Under Calipari, UK is 271-50 vs. unranked competition, an .844 winning percentage.

Best in the Bluegrass

Kentucky is 20-3 against in-state foes with Calipari at the helm, including an 11-3 mark vs. Louisville. Two of the victories over the Cardinals were in postseason play. UK's four-game winning streak was snapped in 2016-17 but the Wildcats have won all six meetings played in Rupp Arena, including a 29-point blowout in 2017-18, the third-biggest margin of victory in the history of the series. Louisville's three wins are by a combined nine points.

Here's a list of the meetings between the state's two premier programs since Calipari took over at UK:

- Jan. 2, 2010 - UK won 71-62 at Rupp Arena
- Dec. 31, 2010 - UK won 78-63 at the KFC Yum! Center
- Dec. 31, 2011 - UK won 69-62 at Rupp Arena
- March 31, 2012 - UK won 69-61 at the Superdome (NCAA Final Four in New Orleans)
- Dec. 29, 2012 - Louisville won 80-77 at the KFC Yum! Center
- Dec. 28, 2013 - UK won 73-66 at Rupp Arena
- March 28, 2014 - UK won 74-69 at Lucas Oil Stadium (NCAA Sweet 16 in Indianapolis)
- Dec. 27, 2014 - UK won 58-50 at the KFC Yum! Center
- Dec. 26, 2015 - UK won 75-73 at Rupp Arena
- Dec. 21, 2016 - Louisville won 73-70 at the KFC Yum! Center
- Dec. 29, 2017 - UK won 90-61 at Rupp Arena
- Dec. 29, 2018 - UK won 71-58 at the KFC Yum! Center
- Dec. 28, 2019 - UK won 78-70 (OT) at Rupp Arena
- Dec. 26, 2020 - Louisville won 62-59 at KFC Yum! Center

31 Wildcats on NBA Opening-Day Rosters

Amid all the changes to the NBA schedule and the uncertainty over the last year, one thing remains a constant in the professional ranks: No other program prepares its players for the NBA quite like Kentucky.

As the 2020-21 NBA season began in mid-December, a staggering 31 players on NBA open-

Efficiency Stats

Player	Minutes	Assist %	Effective FG %	True Shooting %	Usage %	Def. Reb. %	Off. Reb. %	True Reb. %
Dontaie Allen	153	0.0	.622	.634	19.8	12.7	1.5	7.2
Devin Askew	360	17.8	.455	.520	16.2	7.8	1.6	4.7
Brandon Boston Jr.	361	9.0	.372	.427	25.4	12.6	6.5	9.6
Keion Brooks Jr.	75	16.0	.519	.538	22.4	11.5	11.9	11.7
Brennan Canada	1	0.0	.000	.000	0.0	0.0	0.0	0.0
Terrence Clarke	219	13.0	.465	.472	22.4	7.6	3.0	5.3
Cam'Ron Fletcher	52	12.0	.591	.591	12.2	21.2	6.4	13.8
Isaiah Jackson	246	7.3	.431	.500	18.9	22.0	13.2	17.6
Davion Mintz	342	18.8	.476	.499	20.8	8.9	4.2	6.6
Zan Payne	1	0.0	.000	.000	0.0	0.0	0.0	0.0
Olivier Sarr	301	10.3	.500	.555	22.1	15.5	8.5	12.0
Jacob Toppin	185	4.6	.462	.498	17.8	17.0	7.2	12.2
Lance Ware	153	7.0	.375	.451	10.8	17.0	10.9	14.0
Riley Welch	1	0.0	.000	.000	0.0	0.0	0.0	0.0



NOTES

ing-day rosters (including two-way and inactive lists) played and finished their college basketball careers at Kentucky. Underscoring the fact that no other school in the country can match UK's ability to develop players and put them in the NBA, UK's 31 players were once again the most of any college basketball program, beating the next-closest school (Duke with 26) by five players.

Of the 495 players in the NBA to start the 2020-21 season, 6.3% played and finished their college basketball careers at UK. There are actually fewer teams without a Wildcat (12) than there are NBA teams featuring Wildcats (18).

Kentucky's NBA dominance is best represented in Charlotte, Minnesota, New York and Oklahoma City, where a combined 13 Wildcats now play at the highest level of the game.

Former UK stars Kevin Knox II (2018), Nerlens Noel (2013), Immanuel Quickley (2019-20) and Julius Randle (2014) call New York their professional home, leading some to nickname the franchise the Kentucky Knicks.

Malik Monk (2017), Nick Richards (2018-20) and PJ Washington (2018-19) are all in Charlotte; Hamidou Diallo (2017-18), Shai Gilgeous-Alexander (2018) and Darius Miller (2009-12) suit up for OKC; and Ashton Hagans (2019-20), Karl-Anthony Towns (2015) and Jarred Vanderbilt (2018) are with Minnesota.

Four other franchises—the Houston Rockets (DeMarcus Cousins [2010], John Wall [2010], Miami Heat (Bam Adebayo [2017], Tyler Herro [2019])), the New Orleans Pelicans (Eric Bledsoe [2010], Wenyen Gabriel [2017-18]) and the San Antonio Spurs (Keldon Johnson [2019], Trey Lyles [2015])—opened the season with at least two Wildcats apiece.

With so many players in the NBA, it was an active offseason for the Wildcats. Several former UK players found new homes. Most notably, Wall and Cousins, the centerpieces of John Calipari's first Kentucky team in 2009-10, have been reunited in Houston. Both returned after missing last season with injuries.

Rajon Rondo (2005-06), now in his 15th season, is the most experienced Kentucky player in the league and landed with the Atlanta Hawks, his seventh different NBA team. Hagans, Tyrese Maxey (Philadelphia 76ers), Quickley and Richards have made immediate impressions with their teams as rookies.

Of the 31 Wildcats on an opening-day NBA roster, Calipari has coached 30 of them. With Derrick Rose (Detroit Pistons), who played for Calipari during the 2006-07 season at Memphis, Calipari has coached 31 players on 2020-21 opening-day rosters.

It's worth noting that approximately 20 more Wildcats are slated to play in the NBA G League or playing professionally overseas. Former UK video coordinator Frank Vogel and former Kentucky assistant Kenny Payne are in the league as coaches. Vogel is the head coach of the Los Angeles Lakers and Payne is an assistant with the Knicks. Other notable alumni include, 1978 national champion Dwane Casey, who returns as head coach of the Detroit Pistons, and Pat Riley continues to serve as president of the Heat.

Kentucky has enjoyed unprecedented success at putting players in the NBA under Calipari. In the 11 previous seasons of the Calipari era, 41 players have been selected in the NBA Draft, more than any other school. Included in the recent run are 31 first-round picks, three No. 1 overall selections (Anthony Davis [2012] Towns and Wall) and 21 lottery selections.

Calipari's players have entered the league NBA-ready. His players have garnered 23 All-Star selections, with Davis winning the game's MVP honor in 2017. Rose was named NBA MVP in 2011. Five of his players have been tabbed All-NBA, three have been named NBA Rookie of the Year, and 14 players from Calipari's first 10 teams at Kentucky have made the NBA All-Rookie teams.

The most recent indicator of NBA success was this past NBA season, particularly in the NBA bubble in Orlando. Whether it was four players vying for an NBA championship in the NBA Finals, record-setting scoring performances, early 20-something-year-olds quickly becoming stars or Wildcats making game-winning plays, UK players had their fingerprints all over the NBA Playoffs.

Jamal Murray (2016) ascended to superstar status with mind-blowing scoring performance after mind-blowing scoring performance for the Denver Nuggets. According to the Elias Sports Bureau, only two other players scored more points over a three-game span in the NBA Playoffs: Jerry West (1965) and Michael Jordan (1988).

Adebayo and Herro captivated NBA fans while leading a young and exciting Miami Heat team to the NBA Finals. Adebayo emerged as one of the game's best big men and had an unforgettable block in game one of the Eastern Conference finals. Herro hit clutch shot after clutch shot during the postseason run, highlighted by a 37-point night vs. the Boston Celtics in the Eastern Conference finals.

Before the postseason began, Devin Booker (2015) nearly willed the Phoenix Suns into the playoffs by going undefeated during the regular-season restart.

And the crowning achievement belonged to the Davis, Rondo and Vogel, who won the NBA title with the Lakers. Davis hit an unforgettable game-winning 3 in the Western Conference finals and dominated in the championship series, while Rondo stifled opponents with his never-aging craftiness and ability to share the basketball. Davis became just the eighth player all-time to win an NCAA title, an NBA ring and an Olympic gold medal. It was Rondo's second NBA championship.

Before the NBA Finals had even started, Kentucky alumni had already scored more points in this NBA Playoffs run than any other school in NBA postseason history.

Using figures compiled by basketball-reference.com and spotrac.com, Calipari-coached players only (which includes Rose but not Rondo) have amassed nearly \$3 billion (\$2.96) in career NBA contracts. In the 11 seasons Calipari has been the head coach at Kentucky, his players have totaled nearly \$2.6 billion in NBA contracts.

In just the 2020-21 season alone, former UK players are slated to make more than \$295 million. Calipari-coached players only (which includes Rose but not Rondo) will make just about the same thing.

Calipari and Kentucky have had multiple players selected in the first round of the NBA Draft in 11 straight seasons, the only program since the draft went to two rounds in 1989 to accomplish such a feat. No other school or coach in the country has had a first-round pick in each of the last 11 seasons. Calipari is the only coach in the history of the sport to have four players drafted No. 1 overall (Rose – 2008, Wall – 2010, Davis – 2012, Towns – 2015).

Wildcats Ink Three in Fall Signing Period

In a year where a lot has changed, one thing has remained a constant: Kentucky head coach John Calipari and his staff have once again begun to build one of the strongest recruiting classes in the country, signing three of the nation's top players in the early fall signing period. Highly rated prospects Daimion Collins, Bryce Hopkins and Nolan Hickman have all inked national letters of intent with UK.

All three players are consensus four- or five-star prospects and all are ranked in the top 50 by at least one major national recruiting service. They will join the program for the 2021-22 season.

"Our fans have heard me talk a lot about what it means to be 'Built Different.' When you talk about this fall class, you've got three kids who are built to play here at Kentucky," Calipari said. "They wanted to be a part of this culture. They wanted to play against other really good players. They didn't need any promises or guarantees – only the promise that this is going to be the hardest thing they've ever done and that we will challenge them to become the best version of themselves."

"This place isn't for everybody and it takes a certain type of player – a 'Built Different' mentality – to come here and be in this competitive environment. These three are ready to take that step."

With the spring signing period still to go, UK is going to be in the mix for one of the top classes in the nation yet again. Rivals and 247 Sports ranked UK No. 3 with the three fall signings.

In every season in the Calipari era, the Wildcats have signed a top-three recruiting class according to the Recruiting Services Consensus Index, which tallies major recruiting rankings and plugs them into a formula to calculate a consensus ranking. With the fall additions, Kentucky has signed 61 top-50 recruits, 47 top-25 players and 26 top-10 players (according to Rivals) in what will now be Calipari's 13 recruiting classes at Kentucky.

UK can only comment on prospective student-athletes who have signed official paperwork to play at Kentucky.

- Collins - Forward | 6-foot-9 | Atlanta, Texas | Averaged 24.6 points, 13.7 rebounds and 7.7 blocks per game as a junior at Atlanta High School | Third Team All-State selection by the Texas Association of Basketball Coaches as a junior | Ranked No. 10 overall player in the 2021 class by Rivals | Five-star prospect | Wingspan of 7-4 | Explosive athlete | Exceptional shot-blocker and has the athletic ability to defend on the perimeter | Naismith Trophy High School Player of the Year midseason list
- Hickman - Guard | 6-2 | Seattle | Four-star prospect | Averaged 17.3 points, 3.4 assists, 3.7 rebounds and 2.0 steals per game for Eastside Catholic as a junior | Connected on 38% of his 3-point field goals | First Team All-State selection by Scorebook and a Class 3A Associated Press First Team honoree as a junior | No. 30 overall player and the No. 3 point guard by 247 Sports | 6-8 wingspan | Versatile offensive game
- Hopkins - Forward | 6-7 | Oak Park, Illinois | Four-star prospect | Averaged 24.1 points, 10.0 rebounds and 3.5 assists per game as a junior | News-Gazette First Team All-State selection and the Illinois High School Association First Team 3A All-State pick | Finished fifth in Mr. Illinois Basketball voting as a junior | Ranked as high as No. 30 overall by Rivals | Versatile combo-forward who can score on all three levels

UK Named Jan. 11 NCAA March Madness Team of the Week

Kentucky was named the NCAA March Madness Team of the Week honors on Jan. 11 after wins over Vanderbilt at home and on the road at Florida.

Against Vanderbilt, Kentucky rallied from a nine-point second-half deficit and pulled out a thrilling 77-74 win when graduate guard Davion Mintz hit a game-winning 3-pointer with 47 seconds left. That gave UK its first back-to-back victories of the season.

The Wildcats officially made it a winning streak at Florida with their most complete performance of the season. With sophomore forward Keion Brooks Jr. in the lineup for the first time this season, UK beat Florida by 18, 76-58. Brooks was sensational in his return with 12 points (6-of-8 shooting), six rebounds, and a game- and career-high four assists in fewer than 25 minutes.

The win in Gainesville, Florida, was UK's biggest margin of victory at Florida since 1998. It's also UK's first three-game winning streak at Florida since winning three straight in Gainesville from 2002 to 2004.

Wildcats Give Back for the Holidays

In good times and tough times alike, Kentucky's commitment to servant leadership didn't waver this holiday season.

Dating back to his time at Memphis, John Calipari has worked with local businesses to



NOTES

partner and help families (usually around 10-12 families) in need for the holidays. Families are identified by local leaders and are uplifted with gifts, gift cards, food for the holidays, a new mattress and even rent checks. In a typical year, there is a reception inside with a holiday meal and Christmas carols sung by the players.

The COVID-19 pandemic forced Calipari and his team to get a little creative this year, but the event continued on.

To practice social distancing and to continue to mitigate the coronavirus, the families pulled up in their cars and the players delivered bags full of gifts and food to the families. The Christmas carols continued -- from a distance -- as the players sang from the sidewalk as families watched from the front of their cars. Players, with personal protection equipment on, delivered the gifts and food to the trunks of the vehicles.

Local businesses Kroger, Tempur-Pedic, Kentucky Branded, Oneness and Lundy's assisted with the gifts and food this year.

Mercer and Turner Selected to UK Athletics Hall of Fame

Kentucky basketball greats Ron Mercer (1996-97) and Wayne Turner (1996-99) are two of six former UK stars in the 2020 Hall of Fame class.

The UK Athletics Hall of Fame was started in 2005 to recognize and honor persons whose participation and achievements enriched and strengthened the University's athletics program. The charter class included 88 individuals who had previously had their jersey retired by UK.

There is a five-year waiting period after leaving UK to be eligible for inclusion into the Hall of Fame. A committee consisting of Hall of Famers, media members, campus representatives and current coaches and administrators elects new inductees each year.

This year's honorees will be inducted during a Hall of Fame Weekend at a date to be determined.

Mercer was a member of the 1996 national championship team as well as the 1997 national runner-up team. He was an NCAA Consensus All-America First Team member in 1997 and a two-time NCAA Tournament All-Final Four Team selection.

After making the SEC All-Freshman Team in 1996, he was one of the top players in college basketball in 1997. In that season, he was named the NCAA Tournament West Regional Most Outstanding Player, SEC Player of the Year by both the league's coaches and the Associated Press, and the 1997 SEC Tournament MVP. He scored 725 points in his sophomore season, at the time the fifth most in a season in program history.

Mercer is a member of Kentucky's 1,000-point club (1,013). He declared for the 1997 NBA Draft after his sophomore season and was drafted sixth overall by the Boston Celtics. He played eight seasons in the NBA.

Turner was a member of the 1996 and 1998 national championship teams as well as the 1997 national runner-up team. He finished his career as UK's and the NCAA's all-time games played leader with 151 games (no-w ranks second), UK's all-time steals leader with 238, and a member of UK's 1,000-point club (1,170).

During his career, Turner helped the Wildcats to two SEC regular-season championships and three SEC Tournament titles.

Turner was named to the 1997 NCAA Tournament All-West Regional Team, the 1998 NCAA Tournament All-South Region Most Outstanding Player and the 1998 SEC Tournament MVP. He was also selected for the All-SEC Third Team and the SEC All-Tournament Team in 1999. He played one season in the NBA.

Success Rate

The Wildcats received an NCAA award in the spring of 2020 for placing in the top 10% of all men's basketball teams in the country in the NCAA's annual Academic Progress Rate. UK scored a 994 out of a 1,000.

It's the sixth straight year the men's basketball team has received the award and the seventh time since 2009.

The APR provides a real-time look at a team's academic success by the progress of each student-athlete on scholarship. The APR measures academic eligibility, retention and graduation. The scores are a four-year composite, covering the 2015-16 through 2018-19 school years.

Every Division I sports team across the nation calculates its APR each academic year, similar to a report card. Scholarship student-athletes each semester earn one point for remaining eligible and one point for staying in school or graduating.

UK has received a perfect 1,000 mark in six of the last seven single-year APR rates. Teams scoring below 930 can face consequences intended to direct additional focus on academics. Those penalties can include practice restrictions and playing-season reductions.

The current Wildcats have also performed admirably in the classroom. This group posted a 3.122 grade-point average in the 2020 fall semester.

Anderson Returns for College Degree

Utilizing UK Athletics' Post-Eligibility Program, former Kentucky men's basketball star Derek Anderson has graduated from the University of Kentucky. He was a part of the December 2020 commencement.

Anderson lettered at Kentucky in 1996 and 1997. He was a part of the 1996 national championship team and a key part of the 1997 national runner-up squad, a team many thought would have repeated as national champions had Anderson not injured his knee and missed

the second half of the season.

Through the Post-Eligibility Program, UK Athletics pays for tuition and books for scholarship student-athletes who return to school after completing their eligibility. Since its inception in 1989, more than 150 Wildcats have returned to graduate through the program. Several other former UK basketball players, including Nazr Mohammed, Kelenna Azubuike, Jodie Meeks, Gerald Fitch and Erik Daniels, have returned to school to complete their degree in recent seasons.

Anderson, who transferred from Ohio State scored 674 points in a season in a half at Kentucky. He averaged 9.4 points and 2.4 assists for the Wildcats during unforgettable 1995-96 season and was averaging 17.7 points, 4.1 rebounds and 3.5 assists before the season-ending knee injury.

The Louisville native made the NCAA All-Regional Team in 1996 and was an All-Southeastern Conference Second Team pick by the league's coaches and an All-SEC Third Team selection by the Associated Press that season.

Anderson was drafted 13th overall in the 1997 NBA Draft and played 11 seasons in the NBA. He won an NBA Championship with the Miami Heat in 2006.

Game-Day Changes in Effect During COVID-19 Pandemic

After receiving guidelines from state health officials, UK Athletics has designed a distanced seating plan to host fans at Rupp Arena in the healthiest manner possible for the 2020-21 season during the COVID-19 pandemic. The plan is focused on the recommended health and safety protocols for the well-being of all student-athletes, fans and staff.

At this point, the anticipated attendance for this season at Rupp Arena is up to 15% of normal arena capacity, which includes participants, essential personnel, media and a limited number of spectators. All plans are subject to change based on evolving information as well as local, state and national public health developments.

UK Athletics has taken advice from the Commonwealth of Kentucky, UK health officials, the city of Lexington and the Centers for Disease Control and Prevention. In response, UK's plan includes a number of new measures to promote a healthy game-day experience at Rupp Arena. These measures include, but are not limited to:

- Enhanced cleaning and sanitization procedures throughout the arena prior to and during all events
- Mobile ticketing to reduce contact between staff and fans
- Requiring face coverings for all fans at all times, with the exception of when fans are actively eating or drinking while sitting in their seats
- Requiring fans to keep the proper physical distance
- Providing signage in common areas to assist with physical distancing
- Locating hand sanitization and washing stations located throughout the arena
- Increasing physical spacing while using elevators by reducing capacity of each elevator
- Providing concessions featuring cashless transactions
- Discouraging the bringing of bags of any sort. Only small, clear bags will be admitted

A complete list of the new game-day regulations is available at the UK Athletics Gameday website.

Fans with pre-existing health conditions, or those who are at a greater risk, should consider not attending sporting events at this time. Even with these measures in place, UK Athletics can, in no way, guarantee that fans will not be exposed to COVID-19.

The UK Ticket Office and K Fund are communicating directly with season ticket holders on the 2020-21 ticketing process. Tickets will be sold in season packages and K Fund priority rankings will determine the order for ticket assignment. Ticket holders are encouraged to regularly monitor their email for additional updates.

Available tickets will be physically distanced throughout Rupp Arena and will be primarily sold in small blocks of two, three and four seats to maximize attendance opportunities for a greater number of season ticket accounts. All seating will be reserved, and ticket holders will be required to sit in their assigned seats. UK Athletics hopes to accommodate as many ticket accounts as possible, though there is no guarantee that every season ticket holder will be able to purchase tickets due to the limited capacity.

With arena capacity limited to 15%, there will be approximately 300 tickets that students will have access to purchase on a single-game basis, for select games. Ticket allotments may vary for games that are played during holiday or semester breaks. A single-game lottery process will be implemented to provide opportunities for as many students as possible to attend games. Games will be grouped into multiple lotteries throughout the season, and there will be a random draw for each game to determine the students that will receive tickets through their My UK Athletics Student Account.

Rupp Arena Renovations Continue

Originally announced when UK agreed to a new lease in December 2016 and formalized the agreement last year, upper-level chair-back seating and new club areas were installed to Rupp Arena last season with construction ongoing for club areas.

Two clubs for season ticket holders are on schedule to open for this season with a third scheduled to open in 2021-22. Fans in these new clubs will be able to enjoy first-class amenities before, during and after games. These new clubs are crucial to providing the funds necessary for both the new lease agreement and the ongoing renovation of Rupp Arena.

Club membership does not include a ticketed seat and club members may have seats



NOTES

throughout Rupp Arena. Season ticket holders may purchase club memberships to accompany their season ticket package. Club membership pricing and amenities will be announced as soon as details are finalized, and sales will begin shortly thereafter. Memberships will initially be offered to season ticket holders based on K Fund priority ranking.

This latest phase of Rupp renovations comes on the heels of the addition of a new center-hung scoreboard, ribbon boards, new sound system and lighting that have created a more dynamic game experience in Rupp.

The chair-back seating that was installed last season was undertaken in response to years of feedback from fans asking for more comfortable seating in the upper level. The seating was installed in sections 211-217 and 228-234.

After the seat renovations, Rupp Arena now seats 20,500.

Givens Joins UK Sports Network

Heralded as one of the greatest players in program history, Jack "Goose" Givens has joined the UK Sports Network.

Givens, who scored 41 points in the 1978 national championship game before embarking on a career in professional basketball as both a player and broadcaster, will co-host the Don Franklin Auto Countdown to Tipoff pregame radio show alongside Dave Baker, who returns for his 34th season with the UK Sports Network. Baker previously co-hosted the show with another UK Hall of Famer, Rex Chapman, who will now work with JMI Sports on new media content.

Givens will also provide analysis on television for the UK Sports Network as a featured guest on BBN Gameday and BBN Tonight.

The Don Franklin Auto Countdown to Tipoff pregame show airs 90 minutes prior to all Kentucky men's basketball games on UK Sports Network affiliates and is also available through the UK Athletics app. A stream of the show is also available on UKathletics.com and on the Kentucky Basketball Facebook page, where fans can ask questions and interact with Baker and Givens.

Once the ball tips, Big Blue Nation will again be guided through game action by The Voice of the Wildcats, Tom Leach, and UK Hall of Famer Mike Pratt. The 2020-21 season marks the 19th season together for the duo, who also host the Ruoff Mortgage Wildcat Wrap Up post-game show, where they are joined each game by a UK basketball player and head coach John Calipari.



KENTUCKY BY THE NUMBERS

Date	Opponent	Result	Points	Rebounds	Assists	Steals	Blocks
N. 25	MOREHEAD STATE ¹	W, 81-45	Boston Jr. - 15 [^]	Boston Jr. - 7 [^]	Two tied - 4 [^]	Clarke - 3 [^]	Three tied - 2 [^]
N. 29	RICHMOND ¹	L, 76-64	Boston - 20 [^]	Jackson - 14 [^]	Two tied - 2	Four tied - 1	Jackson - 2 [^]
D. 1	vs. Kansas ²	L, 65-62	Two tied - 12	Jackson - 12	Two tied - 2	Two tied - 2	Jackson - 8 [^]
D. 6	vs. Georgia Tech ³	L, 79-62	Clarke - 22 [^]	Jackson - 12 [^]	Mintz - 6 [^]	Four tied - 1	Jackson - 1
D. 12	NOTRE DAME	L, 64-63	Sarr - 22 [^]	Sarr - 7	Mintz - 4 [^]	Boston Jr. - 3 [^]	Sarr - 3 [^]
D. 19	vs. North Carolina ⁴	L, 75-63	Mintz - 17 [^]	Mintz - 8	Askew - 3	Ware - 2 [^]	Four tied - 1
D. 26	at Louisville	L, 62-59	Mintz - 19	Three tied - 7	Askew - 3	Three tied - 2 [^]	Jackson - 3 [^]
J. 2	at Mississippi State*	W, 78-73 ^{20T}	Allen - 23 [^]	Ware - 13 [^]	Askew - 7 [^]	Jackson - 3 [^]	Jackson - 4 [^]
J. 5	VANDERBILT *	W, 77-74	Sarr - 24 [^]	Sarr - 7	Askew - 3	Askew - 3 [^]	Three tied - 2 [^]
J. 9	at Florida*	W, 76-58	Two tied - 13	Two tied - 6	Two tied - 4	Boston Jr. - 4 [^]	Jackson - 4 [^]
J. 12	ALABAMA *	L, 85-65	Jackson - 14	Three tied - 6 [^]	Two tied - 2	Jackson - 2	Jackson 7 [^]
J. 16	at Auburn*	L, 66-59	Mintz - 11	Two tied - 6 [^]	Askew - 3	Boston Jr. - 3 [^]	Two tied - 2 [^]
J. 20	at Georgia*						
J. 23	LSU *						
J. 26	at Alabama*						
J. 30	TEXAS ⁵						
F. 2	at Missouri*						
F. 6	TENNESSEE *						
F. 9	ARKANSAS *						
F. 13	AUBURN *						
F. 17	at Vanderbilt*						
F. 20	at Tennessee*						
F. 23	TEXAS A&M *						
F. 27	FLORIDA *						
M. 2	at Ole Miss*						

All home games in **BOLD CAPS**

*SEC game, ^game high

1 - Bluegrass Showcase (Rupp Arena | Lexington, Ky.)

2 - Champions Classic (TBD)

3 - Holiday Hoopsgiving (State Farm Arena | Atlanta)

4 - CBS Sports Classic (Rocket Mortgage FieldHouse | Cleveland, Ohio)

5 - SEC/Big 12 Challenge (Rupp Arena | Lexington, Ky.)

Times Led

Mintz - 5
Boston Jr. - 4
Sarr - 2
Allen - 1
Clarke - 1
Jackson - 1

Times Led

Jackson - 6
Boston Jr. - 2
Brooks Jr. - 2
Mintz - 2
Sarr - 2
Toppin - 2
Allen - 1
Ware - 1

Times Led

Askew - 8
Mintz - 4
Clarke - 2
Boston Jr. - 1
Brooks Jr. - 1
Sarr - 1

Times Led

Boston Jr. - 5
Jackson - 4
Mintz - 4
Askew - 3
Clarke - 2
Fletcher - 2
Ware - 1

Times Led

Jackson - 11
Sarr - 4
Ware - 2
Boston Jr. - 1
Brooks Jr. - 1
Askew - 1

Comparing the Calipari Era

A look at the statistics of each team throughout the John Calipari era through 12 games ...

Year	FG%	Opp. FG%	3-Pt. FG%	FT%	RPG	Assists	TOs.	Blocks	Steals	Points	PPG	Record
2020-21	.418	.408	.297	.694	38.7	133	182	76	82	809	67.4	4-8
2019-20	.464	.387	.293	.790	37.2	183	149	52	65	897	74.8	9-3
2018-19	.493	.423	.360	.744	39.3	175	170	70	79	997	83.1	10-2
2017-18	.494	.400	.368	.692	40.1	193	176	71	79	978	81.5	10-2
2016-17	.484	.401	.332	.683	42.7	229	138	82	85	1117	93.1	10-2
2015-16	.470	.402	.317	.671	39.8	164	156	74	78	937	78.1	10-2
2014-15	.475	.300	.314	.659	41.6	208	135	104	102	921	76.8	12-0
2013-14	.482	.381	.317	.675	44.1	152	156	89	49	978	81.5	9-3
2012-13	.489	.386	.369	.633	38.8	190	150	92	93	940	78.3	8-4
2011-12	.499	.349	.367	.692	41.3	176	147	112	90	987	82.2	11-1
2010-11	.464	.378	.412	.687	41.2	160	132	79	68	966	80.5	10-2
2009-10	.501	.379	.421	.697	42.5	194	198	95	87	981	81.8	12-0



MISCELLANEOUS STATS

Game Leaders							Games With ...							
No.	Name	Points	Rebounds	Blocks	Assists	Steals	10+ Pts	20+ Pts	10+ Rebs	3+ Assts	3+ Blks	3+ Stls	3+ 3s	Double-Double
0	Jacob Toppin*	- (0)	2 (2)	- (3)	- (2)	- (0)	2 (7)	- (0)	- (0)	- (1)	- (0)	- (0)	- (1)	- (0)
2	Devin Askew	-	-	1 (1)	8 (8)	3 (3)	5 (5)	-	-	7 (7)	-	1 (1)	-	-
3	Brandon Boston Jr.	4 (4)	2 (2)	1 (1)	1 (1)	5 (5)	9 (9)	1 (1)	1 (1)	-	-	3 (3)	1 (1)	1 (1)
5	Terrence Clarke	1 (1)	-	-	2 (2)	2 (2)	4 (4)	1 (1)	-	3 (3)	-	1 (1)	1 (1)	-
10	Davion Mintz*	5 (6)	2 (4)	- (6)	4 (25)	4 (21)	7 (31)	- (1)	- (0)	5 (45)	- (0)	- (3)	2 (7)	- (0)
11	Dontaie Allen	1 (1)	1 (1)	-	-	-	2 (2)	1 (1)	-	-	-	-	1 (1)	-
12	Keion Brooks Jr.	- (0)	2 (4)	1 (3)	1 (1)	- (2)	2 (7)	- (0)	- (0)	1 (1)	- (0)	- (0)	- (0)	- (0)
13	Riley Welch*	- (0)	- (0)	- (0)	- (1)	- (0)	- (0)	- (0)	- (0)	- (2)	- (0)	- (0)	- (0)	- (0)
14	Brennan Canada	- (0)	- (0)	- (0)	- (0)	- (0)	- (0)	- (0)	- (0)	- (0)	- (0)	- (0)	- (0)	- (0)
20	Zan Payne	-	-	-	-	-	-	-	-	-	-	-	-	-
21	Cam'Ron Fletcher	-	-	-	-	2 (2)	-	-	-	1 (1)	-	-	-	-
23	Isaiah Jackson	1 (1)	6 (6)	11 (11)	-	4 (4)	1 (1)	-	3 (3)	1 (1)	5 (5)	1 (1)	-	-
25	Kareem Watkins	-	-	-	-	-	-	-	-	-	-	-	-	-
20	Olivier Sarr*	2 (11)	2 (31)	4 (43)	1 (3)	- (8)	5 (32)	2 (7)	2 (16)	- (5)	1 (6)	- (1)	- (0)	2 (13)
55	Lance Ware	-	1 (1)	2 (2)	-	1 (1)	-	-	1 (1)	-	-	-	-	-

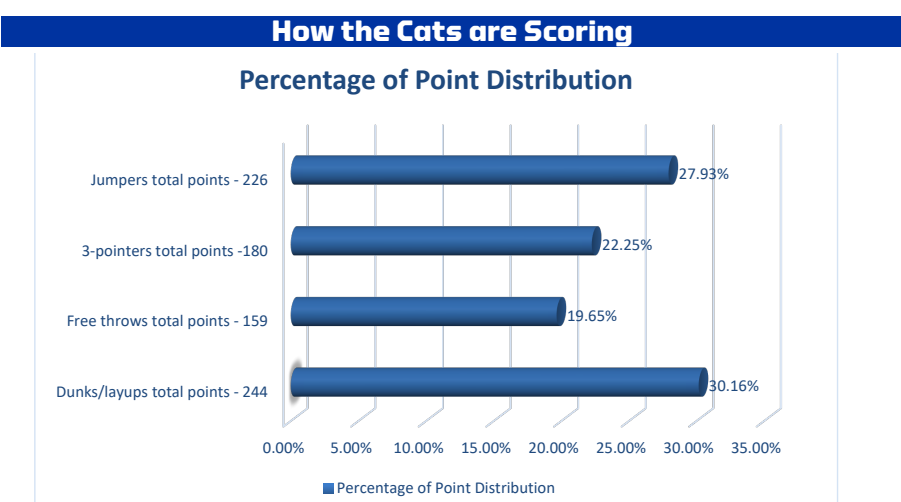
Career total in (parentheses); *includes pre-UK career

Starting Lineups						
Guard	Guard	G/F	Forward	Forward	Games	W-L
Askew	Boston Jr.	Clarke	Jackson	Sarr	3	1-2
Askew	Mintz	Boston Jr.	Jackson	Sarr	3	1-2
Askew	Mintz	Boston Jr.	Ware	Sarr	2	2-0
Mintz	Boston Jr.	Clarke	Jackson	Sarr	2	0-2
Askew	Boston Jr.	Clarke	Fletcher	Sarr	1	0-1
Askew	Mintz	Boston Jr.	Brooks	Sarr	1	0-1
Starter						
	Games Started	Wins	Losses			
Boston Jr.	12	4	8			
Sarr	12	4	8			
Askew	10	4	6			
Jackson	8	2	6			
Mintz	8	3	5			
Clarke	6	1	5			
Ware	2	2	0			
Brooks Jr.	1	0	1			
Fletcher	1	0	1			

Streaks		Win-Loss Margins		
Overall	Lost 2	Margin	Games Won	Games Lost
Unranked AP teams anywhere	Lost 2			
Ranked AP teams anywhere	Lost 2	1		1
Home	Lost 1	2		
Home AP ranked teams	Won 3			
Home AP unranked teams	Lost 1	3	1	2
Home SEC	Lost 1			
Home nonconference	Lost 2	4		
Home AP ranked SEC	Won 2			
Home AP unranked SEC	Lost 1	5	1	
Home AP ranked nonconference	Won 2			
Home AP unranked nonconference	Lost 2	6		
Road	Lost 1	7		1
Road AP ranked teams	Lost 1			
Road AP unranked teams	Lost 1	8		
Road SEC	Lost 1			
Road nonconference	Lost 1	9		
Road AP ranked SEC	Lost 2			
Road AP unranked SEC	Lost 1	10		
Road AP ranked nonconference	Won 2			
Road AP unranked nonconference	Lost 1	11		
Neutral	Lost 5	12	2	
Neutral AP ranked teams	Lost 3			
Neutral AP unranked teams	Lost 2	13		
Neutral SEC	Lost 2			
Neutral nonconference	Lost 5	14		
Neutral AP ranked SEC	Lost 2			
Neutral AP unranked SEC	Won 12	15		
Neutral AP ranked nonconference	Lost 3			
Neutral AP unranked nonconference	Lost 2	16		
Active Consecutive Made Starts		17		1
Olivier Sarr	17		1	
Brandon Boston Jr.	12	18		
Davion Mintz	8	19		
Devin Askew	6			
Isaiah Jackson	1	20	1	
Active Consecutive Made Free Throws		21		
Isaiah Jackson	10			
Keion Brooks Jr.	4	22		
Jacob Toppin	4			
Lance Ware	2	23		
Active Consecutive Games with a 3-Pointer		24		
Dontaie Allen	5			
Davion Mintz	5	25+	1	
Brandon Boston Jr.	1			

Dunk Tracker		
Player	Dunks in 2020-21	Dunks in Career
Olivier Sarr	6	56
Jacob Toppin	3	17
Keion Brooks Jr.	4	13
Davion Mintz	1	8
Brandon Boston Jr.	6	6
Isaiah Jackson	6	6
Lance Ware	2	2
Dontaie Allen	1	1
Terrence Clarke	1	1

Kentucky's Record When ...					
KENTUCKY RECORD	ALL	SEC	KENTUCKY RECORD	ALL	SEC
Leading at halftime:	2-4	1-1	On CBS:	0-2	0-0
Tied at the half:	0-0	0-0	On TBS:	0-0	0-0
Trailing at halftime:	2-4	2-1	On ESPN/ESPN2/ESPNU:	1-6	1-2
Shoot 50% or better:	2-0	1-0	On FOX:	0-0	0-0
Shoot less than 50%:	2-8	2-2	On SEC Network/(+):	3-0	2-0
Shoot higher % than opp.:	3-2	2-1	vs. SEC at home:	1-1	1-1
Shoot lower % than opp.:	1-6	1-1	vs. SEC on road:	2-1	2-1
Opp. shoot worse than 50%:	4-7	3-2	Games vs. AP ranked opp.:	0-2	0-0
Opp. shoot 50% or higher:	0-1	0-0	Games following a loss:	1-6	1-1
Score less than 60 points:	0-2	0-1	Games following a win:	2-2	2-1
Score 60-69 points:	0-6	0-1	More points in the paint:	3-3	2-1
Score 70-79 points:	3-0	3-0	Fewer/Same points in the paint:	1-5	1-1
Score 80-89 points:	1-0	0-0	More bench points than opp.:	4-4	3-2
Score 90-99 points:	0-0	0-0	Fewer or same bench pts.:	0-4	0-0
Score 100+ points:	0-0	0-0	More 2nd-chance points:	2-6	1-2
Opp. score less than 60 pts.:	2-0	1-0	Fewer or same 2nd-chance pts.:	2-2	2-0
Opp. score 60-69 pts.:	0-4	0-1	More or same points off TOs:	3-1	2-1
Opp. score 70-79 pts.:	2-3	2-0	Fewer points off TOs:	1-7	1-1
Opp. score 80-89 points:	0-1	0-1	On Monday:	0-0	0-0
Opp. score 90-99 points:	0-0	0-0	On Tuesday:	1-2	1-1
Opp. score 100+ points:	0-0	0-0	On Wednesday	1-0	0-0
Outrebounded opponent:	3-5	2-1	On Thursday:	0-0	0-0
Outrebounded by opponent:	1-3	1-1	On Friday:	0-0	0-0
Equal number of rebounds:	0-0	0-0	On Saturday:	2-4	2-1
Fewer turnovers than opp.:	2-2	1-0	On Sunday:	0-2	0-0
Same turnovers as opp.:	0-0	0-0	In November	1-1	0-0
More turnovers than opp.:	2-6	2-2	In December	0-5	0-0
Make 8 or more 3-pointers:	1-1	1-0	In January	3-2	3-2
Make 7 or fewer 3-pointers:	3-7	2-2	In February	0-0	0-0
Games decided by 5 or fewer:	2-3	2-0	In March	0-0	0-0
Overtime games:	1-0	1-0	In April	0-0	0-0



Fast Facts		First Points of the Game				
Shooting Percentage	.418	Player	Dunk/Layup	Jumper	3PT	FT
Avg. Assists Per Game	11.1	Allen	1			
Points Off Turnovers	13.2	Askew		2		
Second-Chance Points	13.1	Boston	1			
Points in the Paint	29.2	Clarke	1	1		
Fast Break Points	10.5	Jackson	1	1		
Bench Points	20.7	Sarr		2	1	1
Points Per Possession	96.7					
Avg. Time of Possession	17.0					



THE LAST TIME UK ...

INDIVIDUALS

SCORING

Scored 25 points: Immanuel Quickley (30) at Texas A&M, 2/25/20
Scored 30 points: Immanuel Quickley (30) at Texas A&M, 2/25/20
Scored 35 Points: De'Aaron Fox (39) vs. UCLA, 3/24/17
Scored 40 points: Malik Monk (47) vs. North Carolina, 12/17/16
Scored 45 points: Malik Monk (47) vs. North Carolina, 12/17/16
Scored 50 points: Jodie Meeks (54) at Tennessee, 1/13/09
Scored 55 points: Never
Two players had 20 points: Nick Richards (27) and Immanuel Quickley (21) vs. Mississippi State, 2/4/20
Three players had 20 points: DeMarcus Cousins (27), John Wall (21), Patrick Patterson (20) vs. Sam Houston State, 11/19/09
Two players had 30 points: Patrick Patterson (33) and Jodie Meeks (32) vs. Tennessee State, 12/22/08
Scored 20 points in two straight games: Immanuel Quickley (3) 2/18/20 - 2/25/20
Scored 20 points in three straight games: Immanuel Quickley (3) 2/18/20 - 2/25/20
Scored 20 points in four straight games: PJ Washington (4) 2/5/19 - 2/16/19
Scored 20 points in five straight games: Jamal Murray (12) 2/2/16 - 3/12/16
Scored 20 points in six straight games: Jamal Murray (12) 2/2/16 - 3/12/16
Scored 20 points in seven straight games: Jamal Murray (12) 2/2/16 - 3/12/16
Scored 20 points in eight straight games: Jamal Murray (12) 2/2/16 - 3/12/16
Scored 20 points in nine straight games: Jamal Murray (12) 2/2/16 - 3/12/16
Scored 20 points in 10 straight games: Jamal Murray (12) 2/2/16 - 3/12/16
Scored 20 points in 11 straight games: Jamal Murray (12) 2/2/16 - 3/12/16
Scored 20 points in 12 straight games: Jamal Murray (12) 2/2/16 - 3/12/16
Scored 20 points in 15 straight games: Dan Issel (18) 12/1/69 - 2/7/70
Scored 25 points in two straight games: Immanuel Quickley (2) 2/22/20-2/25/20
Scored 25 points in three straight games: Tayshaun Prince (3) 3/11/01-3/17/01
Scored 30 points in two straight games: Jodie Meeks vs. Appalachian State (46) 12/20/08; vs. Tennessee State (32) 12/22/08
Scored 30 points in three straight games: Dan Issel (6) 2/14/70 - 3/2/70
Scored in double figures in 10 straight games: Immanuel Quickley (20) 12/28/19-3/7/20
Scored in double figures in 15 straight games: Immanuel Quickley (20) 12/28/19-3/7/20
Scored in double figures in 20 straight games: Immanuel Quickley (20) 12/28/19-3/7/20
Scored in double figures in 25 straight games: Malik Monk (30) 11/11/16-2/28/17
Scored in double figures in 30 straight games: Malik Monk (30) 11/11/16-2/28/17
Scored in double figures in 33 straight games: Jamal Murray (34) 11/17/15 - 3/19/16
Scored in double figures in 34 straight games: Jamal Murray (34) 11/17/15 - 3/19/16
Scored in double figures in 35 straight games: Kenny Walker (36) 11/14/85 - 3/22/86
Five players scored in double figures: Immanuel Quickley (21), Tyrese Maxey (14), Nick Richards (13), Nate Sestina (11), Ashton Hagans (11) at LSU, 2/18/20
Six players scored in double figures: Nick Richards (21), Immanuel Quickley (16), Nate Sestina (12), Keion Brooks Jr. (11), Ashton Hagans (11), Kahlil Whitney (11) vs. Eastern Kentucky, 11/8/19
Seven players scored in double figures: Randolph Morris (17), Kelenna Azubuike (15), Patrick Sparks (14), Chuck Hayes (12), Rajon Rondo (11), Ravi Moss (10) and Ramel Bradley (10) vs. Mississippi State 2/19/05,
Four players with 15 or more points: Kevin Knox (22), Quade Green (18), Shai Gilgeous-Alexander (17), Wenyen Gabriel (15) vs. Ole Miss, 2/28/18

DOUBLE-DOUBLES

Double-double: Olivier Sarr (14 points, 12 rebounds) at Mississippi State, 1/2/21

Triple-double: Isaiah Briscoe (19 points, 11 rebounds, 10 assists) at Ole Miss, 12/29/16
20-10 (rebs) game: Nick Richards Brandon Boston Jr. (20 points, 10 rebounds) vs. Richmond, 11/29/20
20-10 (asssts) game: De'Aaron Fox (24 points, 10 assists) vs. North Carolina, 12/17/16
20-15 game: Nick Richards (25 points, 15 rebounds) vs. Fort Wayne, 11/22/17
30-10 game: Tayshaun Prince (33 points, 11 rebounds) vs. Tennessee State, 12/22/98
Back-to-back 20-10 games: PJ Washington (20 p, 13 r) vs. Kansas, 1/26/19; (26 p, 12 r) at Vanderbilt, 1/29/19
Three straight 20-10 games: Julius Randle (3) 11/8/13 - 11/12/13
Double-double in points and rebs.: Olivier Sarr (14 points, 12 rebounds) at Mississippi State, 1/2/21
Double-double in points and assists: Ashton Hagans (11 points, 11 assists) vs. Fairleigh Dickinson, 12/7/19
Double-double in points and blocks: Never
Double-double in points and steals: Never
Double-double in two consecutive games: Nick Richards (25 p, 14 r) at Texas Tech, 1/25/20; (15 p, 11 r) vs. Vanderbilt, 1/29/20
Double-double in three consecutive games: PJ Washington (20 p, 13 r) vs. Kansas, 1/26/19; (26 p, 12 r) at Vanderbilt, 1/29/19; (15 p, 12 r) at Florida, 2/2/19
Double-double in four consecutive games: Julius Randle (19 p, 15 r) vs. Kansas State, 3/21/14; (13 p, 10 r), vs. Wichita State, 3/23/14; (15 p, 12 r), vs. Louisville, 3/28/14; (16 p, 11 r), vs. Michigan, 3/30/14
Double-double in five consecutive games: Julius Randle (14 p, 10 r) at Arkansas, (2/27/14); (10 p, 15 r) at South Carolina (3/1/14); (12 p, 11 r) vs. Alabama, (3/4/14); (16 p, 10 r) at Florida, (3/8/14); (17 p, 16 r) vs. LSU, (3/14/14); (12 p, 11 r) vs. Georgia, (3/15/14)
Double-double in six consecutive games: Julius Randle (14 p, 10 r) at Arkansas, (2/27/14); (10 p, 15 r) at South Carolina (3/1/14); (12 p, 11 r) vs. Alabama, (3/4/14); (16 p, 10 r) at Florida, (3/8/14); (17 p, 16 r) vs. LSU, (3/14/14); (12 p, 11 r) vs. Georgia, (3/15/14)
Double-double in seven consecutive games: Julius Randle (7) 11/18/13-11/27/13
Double-double in 10 consecutive games: Jim Andrews, 1972-73 season
Two players record double-doubles: Brandon Boston Jr. (20 points, 10 rebounds), Olivier Sarr (17 points, 11 rebounds) vs. Richmond, 11/29/20
Three players record double-doubles: PJ Washington (20 points, 13 rebounds), Reid Travis (18 points, 12 rebounds), Keldon Johnson (15 points, 10 rebounds) vs. Kansas, 1/26/19
Four players record double-doubles: Jack Givens (30 pts, 13 rebs), Kyle Macy (16 pts, 10 assts), Mike Phillips (22 pts, 18 rebs), Rick Robey (23 pts, 13 rebs) vs. Southern Methodist, 11/26/77
Five players record double-doubles: Never

FIELD GOALS

Made 12 FG in a game: El Montgomery (12) vs. Fairleigh Dickinson, 12/7/18
Made 15 FG in a game: Malik Monk (18) vs. North Carolina, 12/17/16
Made 16 FG in a game: Malik Monk (18) vs. North Carolina, 12/17/16
Made 17 FG in a game: Malik Monk (18) vs. North Carolina, 12/17/16
Made 18 FG in a game: Malik Monk (18) vs. North Carolina, 12/17/16
Made 19 FG in a game: Dan Issel (19) vs. Alabama, 2/23/70
Made 20 FG in a game: Dan Issel (23) vs. Ole Miss, 2/7/70
Made 21 FG in a game: Dan Issel (23) vs. Ole Miss, 2/7/70
Made 22 FG in a game: Dan Issel (23) vs. Ole Miss, 2/7/70
Made 23 FG in a game: Dan Issel (23) vs. Ole Miss, 2/7/70
Made 24 FG in a game: Never
Attempted 17 FG in a game: Brandon Boston Jr. (20) vs. Richmond, 11/29/20
Attempted 18 FG in a game: Brandon Boston Jr. (20) vs. Richmond, 11/29/20
Attempted 19 FG in a game: Brandon Boston Jr. (20) vs. Richmond, 11/29/20
Attempted 20 FG in a game: Brandon Boston Jr. (20) vs. Richmond, 11/29/20
Attempted 25 FG in a game: Malik Monk (28) vs. North Carolina, 12/17/16

3-POINTERS

Made 5 3-pointers in a game: Dontaie Allen (7) at Mississippi State, 1/2/21

Made 6 3-pointers in a game: Dontaie Allen (7) at Mississippi State, 1/2/21
Made 7 3-pointers in a game: Dontaie Allen (7) at Mississippi State, 1/2/21
Made 8 3-pointers in a game: Immanuel Quickley (8) at Texas A&M, 2/25/20
Made 9 3-pointers in a game: Jodie Meeks (10) at Tennessee, 1/13/09
Made 10 3-pointers in a game: Jodie Meeks (10) at Tennessee, 1/13/09
Made 11 3-pointers in a game: Never
Attempted 10 3-pointers in a game: Dontaie Allen (11) at Mississippi State, 1/2/21
Attempted 15 3-pointers in a game: Jodie Meeks (15) at Tennessee, 1/13/09
Attempted 16 3-pointers in a game: Derrick Miller (16) vs. LSU 2/15/90
Attempted 17 3-pointers in a game: Derrick Miller (19) vs. Kansas 12/6/89
Attempted 18 3-pointers in a game: Derrick Miller (19) vs. Kansas 12/6/89
Attempted 19 3-pointers in a game: Derrick Miller (19) vs. Kansas 12/6/89
Attempted 20 3-pointers in a game: Never
Made a 3-pointer in 10 straight games: Immanuel Quickley (11), 2/12/20-3/7/20
Made a 3-pointer in 15 straight games: Jamal Murray (36), 11/13/15 - 3/19/16, Derek Willis (17), 1/12/16 - 3/17/16
Made a 3-pointer in 20 straight games: Jamal Murray (36), 11/13/15 - 3/19/16
Made a 3-pointer in 30 straight games: Jamal Murray (36), 11/13/15 - 3/19/16
Made two 3-pointers in 10 straight games: Kevin Knox (11), 2/10/16 - 3/11/18
Made three 3-pointers in 10 straight games: Gerald Fitch (20) 1/14/03 - 3/23/03
Made three 3-pointers in 15 straight games: Gerald Fitch (20) 1/14/03 - 3/23/03
Made three 3-pointers in 20 straight games: Gerald Fitch (20) 1/14/03 - 3/23/03
Made three 3-pointers in 25 straight games: Keith Bogans (29) 3/14/02 - 2/26/03

FREE THROWS

Made 8 FT in a game: Isaiah Jackson (8) vs. Alabama, 1/12/21
Made 9 FT in a game: Olivier Sarr (14) vs. Vanderbilt, 1/5/21
Made 10 FT in a game: Olivier Sarr (14) vs. Vanderbilt, 1/5/21
Made 11 FT in a game: Olivier Sarr (14) vs. Vanderbilt, 1/5/21
Made 12 FT in a game: Olivier Sarr (14) vs. Vanderbilt, 1/5/21
Made 13 FT in a game: Olivier Sarr (14) vs. Vanderbilt, 1/5/21
Made 14 FT in a game: Olivier Sarr (14) vs. Vanderbilt, 1/5/21
Made 15 FT in a game: Rodrick Rhodes (16) vs. Ole Miss, 1/18/95
Made 16 FT in a game: Rodrick Rhodes (16) vs. Ole Miss, 1/18/95
Made 17 FT in a game: Dwight Anderson (18) vs. Mississippi State, 2/12/79
Made 18 FT in a game: Dwight Anderson (18) vs. Mississippi State, 2/12/79
Made 18 FT in a game: Never
Attempted 10 FT in a game: Isaiah Jackson (10) vs. Alabama, 1/12/21
Attempted 15 FT in a game: Olivier Sarr (17) vs. Vanderbilt, 1/25/21
Attempted 20 FT in a game: PJ Washington (20) vs. Kansas State, 3/22/18
Attempted 25 FT in a game: Never
Made 20 Straight FT: Immanuel Quickley (20), 2/22/20-3/3/20
Made 30 Straight FT: Tyler Herro (38), 2/16/19 - 3/29/19

REBOUNDS

15 Rebs: Nick Richards (15) vs. Arkansas, 2/26/19
16 Rebs: Keldon Johnson (17) vs. Auburn, 2/23/19
17 Rebs: Keldon Johnson (17) vs. Auburn, 2/23/19
18 Rebs: PJ Washington (18) vs. VMI, 11/18/18
19 Rebs: Nick Richards (19) vs. Southern Illinois, 11/9/18
20 Rebs: Jared Prickett (20) vs. Arkansas, 2/9/94
25 Rebs: Mike Phillips (28) vs. Tennessee, 1/10/76
30 Rebs: Cotton Nash (30) vs. Ole Miss, 2/8/64
34 Rebs: Bob Burrow (34) vs. Temple, 12/10/55
35 Rebs: Never
10+ Rebs in three consecutive games: Isaiah Jackson (3), 11/29/20 - 12/6/20
10+ Rebs in four consecutive games: Julius Randle (4), 3/21/14 - 3/30/14
10+ Rebs in five consecutive games: Julius Randle (10), 2/12/14 - 3/15/14
10+ Rebs in six consecutive games: Julius Randle (10),



THE LAST TIME UK ...

2/12/14 - 3/15/14
10+ Rebs in seven consecutive games: Julius Randle (10), 2/12/14 - 3/15/14
10+ rebs in eight consecutive games: Julius Randle (10), 2/12/14 - 3/15/14
10+ rebs in nine consecutive games: Julius Randle (10), 2/12/14 - 3/15/14
10+ rebs in 10 consecutive games: Julius Randle (10), 2/12/14 - 3/15/14
Two players had 10 rebounds: Lance Ware (13), Olivier Sarr (12) at Mississippi State, 1/2/21
Three players had 10 rebounds: Isaiah Jackson (14), Olivier Sarr (11), Brandon Boston Jr. vs. Richmond, 11/29/20

ASSISTS

6 assists: Devin Askew (7) at Mississippi State, 1/2/21
7 assists: Devin Askew (7) at Mississippi State, 1/2/21
8 assists: Ashton Hagans (8) at Vanderbilt, 2/11/20
9 assists: Ashton Hagans (9) vs. Georgia, 1/21/20
10 assists: Ashton Hagans (11) vs. Fairleigh Dickinson, 12/7/19
11 assists: Ashton Hagans (11) vs. Fairleigh Dickinson, 12/7/19
12 assists: Ashton Hagans (12) vs. UAB, 11/29/19
13 assists: Tyler Ulis (14) vs. LSU, 3/5/16
14 assists: Tyler Ulis (14) vs. LSU, 3/5/16
15 assists: John Wall (16) vs. Hartford, 12/29/09
16 assists: John Wall (16) vs. Hartford, 12/29/09
17 assists: Never
5+ assists in four consecutive games: Ashton Hagans (17), 11/18/19 - 1/29/20
8+ assists in two consecutive games: Ashton Hagans (3), 12/18/19 - 12/28/19

BLOCKS

4 blocks: Isaiah Jackson (7) vs. Alabama, 1/12/21
5 blocks: Isaiah Jackson (7) vs. Alabama, 1/12/21
6 blocks: Isaiah Jackson (7) vs. Alabama, 1/12/21
7 blocks: Isaiah Jackson (7) vs. Alabama, 1/12/21
8 blocks: Isaiah Jackson (8) vs. Kansas, 12/1/20
9 blocks: Willie Cauley-Stein (9) vs. Boise State, 12/10/13
10 blocks: Nerlens Noel (12) at Ole Miss, 1/29/13
11 blocks: Nerlens Noel (12) at Ole Miss, 1/29/13
12 blocks: Nerlens Noel (12) at Ole Miss, 1/29/13
13 blocks: Never

STEALS

4 steals: Brandon Boston Jr. (4) at Florida, 1/9/21
5 steals: Ashton Hagans (5) vs. Texas A&M, 1/8/19
6 steals: Ashton Hagans (8) vs. North Carolina, 12/22/18
7 steals: Ashton Hagans (8) vs. North Carolina, 12/22/18
8 steals: Ashton Hagans (8) vs. North Carolina, 12/22/18
9 steals: Never
3+ steals in five consecutive games: Ashton Hagans (7) 12/22/18 - 1/19/19
3+ steals in 10 consecutive games: Never

MINUTES

Played every minute: Immanuel Quickley (40) at Arkansas, 1/18/20
Played 40+ minutes: Devin Askew (43), Davion Mintz (41) at Mississippi State, 1/2/21
Played more than 50 minutes: Patrick Patterson (50) vs. Vanderbilt, 1/12/08

FOULS

Fouled out: Keion Brooks Jr. at Auburn, 1/16/21
Two players fouled out: Terrence Clarke, Isaiah Jackson, Olivier Sarr, Lance Ware vs. North Carolina, 12/19/20
Three players fouled out: Terrence Clarke, Isaiah Jackson, Olivier Sarr, Lance Ware vs. North Carolina, 12/19/20
Four players fouled out: Terrence Clarke, Isaiah Jackson, Olivier Sarr, Lance Ware vs. North Carolina, 12/19/20
Technical foul: Jacob Toppin at Auburn, 1/16/21

TEAM

WINS/LOSSES

Won 10 straight games: 10, 1/8/19 - 2/9/19
Won 20 straight games: 38, 11/14/14 - 3/28/15
Won 30 straight games: 38, 11/14/14 - 3/28/15
Won 40 straight games: Never
Lost consecutive games: 2, 1/12/21 - 1/16/21
Lost three straight games: 6, 11/29/20 - 12/26/20
Lost four straight games: 6, 11/29/20 - 12/26/20
Lost five straight games: 6, 11/29/20 - 12/26/20
Lost six straight games: 6, 11/29/20 - 12/26/20
Lost 10 straight games: Never

STARTS

Started four freshmen: Devin Askew, Brandon Boston Jr., Terrence Clarke, Isaiah Jackson vs. Georgia Tech, 12/6/20
Started five freshmen: Hamidou Diallo, Shai Gilgeous-Alexander, Kevin Knox, Nick Richards, PJ Washington vs. Kansas State, 3/22/18

SCORING

Scored 90 or more points: 91 vs. Eastern Kentucky, 11/8/19 (W, 91-49)
Scored 90 or more points (SEC game): 96 vs. Ole Miss, 2/28/18 (W, 96-78)
Scored 100 or more points: 107 vs. UIC, 11/26/17 (W, 107-73)
Scored 100 or more points (SEC game): 100 vs. Texas A&M, 1/3/17 (W, 100-58)
Scored 110 or more points: 115 vs. Arizona State, 11/28/16 (W, 115-69)
Scored 110 or more points (SEC game): 110 vs. Auburn, 2/21/15 (W, 110-75)
Scored 120 or more points: 120 vs. Vanderbilt, 2/7/96 (W, 120-81)
Scored 120 or more points (SEC game): 120 vs. Vanderbilt, 2/7/96 (W, 120-81)
Scored 130 or more points: 143 vs. Georgia, 2/27/56 (W, 143-66)
Scored 140 or more points: 143 vs. Georgia, 2/27/56 (W, 143-66)
Scored 150 or more points: Never
Scored less than 50 points: 48 vs. Vanderbilt, 3/15/13 (L, 64-48)
Scored 100 points in two consecutive games: vs. Cleveland State (11/23/16), vs. UT Martin (11/25/16), vs. Arizona State (11/28/16)
Scored 100 points in three consecutive games: vs. Cleveland State (11/23/16), vs. UT Martin (11/25/16), vs. Arizona State (11/28/16)
Scored 100 points in consecutive SEC games: 2/27/56-3/3/56

SHOOTING PERCENTAGES

Shot 70% from the field: .722 vs. Mississippi State, 2/15/86
Shot 65% from the field: .667 vs. UIC, 11/26/17
Shot 30% or less from the field: .281 at Texas A&M (1/10/15)
Allowed 50% shooting: .517 vs. Georgia Tech, 12/6/20
Allowed 60% shooting: .640 by Florida, 3/4/07
Allowed 30% or less shooting: .299 by Kansas, 12/1/20 (20-67)
Allowed 20% or less shooting: .197 by Montana State, 11/23/14 (12-61)

FREE THROWS

Shot 90% or better from FT line: 12-13 (.923) at Florida, 1/9/21
Shot 100% from FT Line: 10-10 vs. Florida, 2/22/20
Shot 50% or less from FT line: .500 (10-20) at Georgia, 1/7/20
Attempted 40 FT: vs. Tennessee State (41), 11/23/18
Attempted five or less FT: vs. South Carolina (4) 1/21/06
Made 30 FT: 31 vs. Mississippi State, 2/4/30 (31-36)

3-POINTERS

Hit 0 3-pointers: 0 vs. Richmond, 11/29/20 (0-10)
Hit 10 3-pointers: 11 at Mississippi State, 1/2/21 (11-21)
Hit 11 3-pointers: 11 at Mississippi State, 1/2/21 (11-21)
Hit 12 3-pointers: 12 vs. Utah, 12/15/18 (12-21)
Hit 13 3-pointers: 13 vs. Texas A&M, 1/3/17 (13-25)
Hit 14 3-pointers: 15 vs. Georgia, 3/1/12 (15-27)
Hit 15 3-pointers: 15 vs. Georgia, 3/1/12 (15-27)
Hit 16 3-pointers: 16 vs. UNC-Asheville, 12/23/96 (16-33)
Hit 17 3-pointers: 20 vs. LSU, 3/4/95 (20-35)
Hit 18 3-pointers: 20 vs. LSU, 3/4/95 (20-35)
Hit 19 3-pointers: 20 vs. LSU, 3/4/95 (20-35)
Hit 20 3-pointers: 20 vs. LSU, 3/4/95 (20-35)
Hit 21 3-pointers: 21 vs. North Carolina, 12/27/89 (21-48)
Hit 22 3-pointers: Never

SCORING MARGINS

Won game by 50 points or more: 58 vs. Montana State (W, 86-28) 11/23/14
Won game by 60 points or more: 62 vs. Vanderbilt (W, 106-44) 3/5/03
Won game by 70 points or more: 74 vs. Tennessee-Martin (W, 124-50) 11/26/94
Lost game by 20 points or more: 20 vs. Alabama (L, 85-65) 1/12/21
Lost game by 30 points or more: 34 vs. Duke (L, 118-84) 11/6/18
Lost game by 40 points or more: 41 at Vanderbilt (L, 93-52) 2/12/08
Lost game by 50 points or more: 55 at Kansas (L, 150-95)

12/9/89
Lost game by 60 points or more: 70 vs. Central (L, 87-17) 1/28/1910
Lost game by 70 points or more: 70 vs. Central (L, 87-17) 1/28/1910
Game decided by one point: vs. Notre Dame, 12/12/20 (L, 64-63)
Game decided by two points: at Texas Tech, 1/25/20 (W, 78-76 OT)
Game decided by three points: vs. Vanderbilt, 1/5/21 (W, 77-74)
Two consecutive games decided by one point: vs. North Carolina (W, 73-72) 12/3/11 and at Indiana (L, 73-72) 12/10/11
Three consecutive games decided by one point: Never
Two consecutive games decided by two points: at Ole Miss (L, 71-69) 2/1/11 and Florida (L, 70-68) 2/5/11

Came back from 10-point deficit for win: W, 71-70 at Florida (3/7/20); Trained by 18 at 59-41 (11:48 in 2nd)
Came back from 11-point deficit for win: W, 71-70 at Florida (3/7/20); Trained by 18 at 59-41 (11:48 in 2nd)
Came back from 12-point deficit for win: W, 71-70 at Florida (3/7/20); Trained by 18 at 59-41 (11:48 in 2nd)
Came back from 13-point deficit for win: W, 71-70 at Florida (3/7/20); Trained by 18 at 59-41 (11:48 in 2nd)
Came back from 14-point deficit for win: W, 71-70 at Florida (3/7/20); Trained by 18 at 59-41 (11:48 in 2nd)
Came back from 15-point deficit for win: W, 71-70 at Florida (3/7/20); Trained by 18 at 59-41 (11:48 in 2nd)
Came back from 16-point deficit for win: W, 71-70 at Florida (3/7/20); Trained by 18 at 59-41 (11:48 in 2nd)
Came back from 17-point deficit for win: W, 71-70 at Florida (3/7/20); Trained by 18 at 59-41 (11:48 in 2nd)
Came back from 18-point deficit for win: W, 71-70 at Florida (3/7/20); Trained by 18 at 59-41 (11:48 in 2nd)
Came back from 19-point deficit for win: W, 73-67 vs. Vanderbilt (2/28/17); Trained by 19 at 25-6 (8:03 in 1st)
Came back from 20-point deficit for win: W, 82-79 at Vanderbilt (2/22/97); Trained by 22 at 40-18 (3:51 in 1st)
Came back from 30-point deficit for win: W, 99-95 at LSU (2/15/94); Trained by 31 at 68-37 (15:34 in 2nd)
Came back from 31-point deficit for win: W, 99-95 at LSU (2/15/94); Trained by 31 at 68-37 (15:34 in 2nd)

REBOUNDS

Pulled down 50 rebounds: 54 (21-33) vs. Richmond, 11/29/20
Pulled down 55 rebounds: 59 (20-39) vs. Arizona State, 11/28/16
Pulled down 60 rebounds: 62 (19-43) vs. Morehead State, 12/16/96

OVERTIME GAMES

Played an overtime game: at Mississippi State, 1/2/21 (W, 78-73 2OT)
Won an overtime game: at Mississippi State, 1/2/21 (W, 78-73 2OT)
Lost an overtime game: vs. Auburn, 3/31/19 (L, 77-71 OT)
Played an SEC overtime game: at Mississippi State, 1/2/21 (W, 78-73 2OT)
Won an SEC overtime game: at Mississippi State, 1/2/21 (W, 78-73 2OT)
Lost an SEC overtime game: at Texas A&M, 2/20/16 (L, 79-77 OT)
Played an overtime game in SEC Tournament: vs. Texas A&M, 3/13/16 (W, 82-77 OT)
Won an overtime game in SEC Tournament: vs. Texas A&M, 3/13/16 (W, 82-77 OT)
Played an overtime game in NCAA Tournament: vs. Auburn, 3/31/19 (L, 77-71 OT)
Won an overtime game in NCAA Tournament: vs. St. Bonaventure, 3/16/00 (W, 85-80 2OT)
Lost an overtime game in NCAA Tournament: vs. Auburn, 3/31/19 (L, 77-71 OT)
Played two overtimes: at Mississippi State, 1/2/21 (W, 78-73 2OT)
Played three overtimes: vs. Temple 12/7/57 (W, 85-83)
Played four overtimes: Never played four overtime game
Played consecutive games that went to overtime: 1/6/15 vs. Ole Miss (W, 89-86) and 1/10/15 at Texas A&M (70-64)



THE LAST TIME A UK OPPONENT ...

INDIVIDUALS

SCORING

Scored 25 points: John Fulkerson (27), Tennessee, 3/3/20
Scored 30 points: Bubba Parham (35), VMI, 11/21/18
Scored 35 points: Bubba Parham (35), VMI, 11/21/18
Scored 40 points: Elston Turner (40), Texas A&M, 1/12/13
Scored 45 points: David Robinson (45), Navy, 1/25/87
Scored 50 points: Austin Carr (50), Notre Dame, 12/29/79
Scored 60 points: Pete Maravich (64), LSU, 2/21/70
Scored 65 points: Never
Two players had 20 points: Jared Harper (26), Bryce Brown (24), Auburn, 3/31/19
Three players had 20 points: R.J. Barrett, Zion Williamson, Cam Reddish, Duke, 11/6/18
Two players had 30 points: Ronnie Henderson (36) and Claren Ceasar (32), LSU, 2/15/94
Five players scored in double figures: Georgia Tech, 12/6/20

FIELD GOALS

Made 15 FG in a game: David Robinson (17), Navy, 1/25/87
Made 16 FG in a game: David Robinson (17), Navy, 1/25/87
Made 17 FG in a game: David Robinson (17), Navy, 1/25/87
Made 18 FG in a game: Steve Downing (19), Indiana, 12/11/71
Made 19 FG in a game: Steve Downing (19), Indiana, 12/11/71
Made 20 FG in a game: Johnny Neumann (20), Ole Miss, 1/2/71
Made 21 FG in a game: Austin Carr (21), Notre Dame, 12/29/70
Made 22 FG in a game: Austin Carr (22), Notre Dame, 3/12/70
Made 23 FG in a game: Pete Maravich (23), LSU, 2/21/70
Made 24 FG in a game: Never
Attempted 17 FG in a game: Dylan Disu (17), Vanderbilt, 1/5/21
Attempted 18 FG in a game: Iverson Molinari (21), Mississippi State, 1/2/21
Attempted 19 FG in a game: Iverson Molinari (21), Mississippi State, 1/2/21
Attempted 20 FG in a game: Iverson Molinari (21), Mississippi State, 1/2/21
Attempted 25 FG in a game: R.J. Barrett (26), Duke, 11/6/18
Attempted 30 FG in a game: Freeman Williams (40), Portland State, 12/16/17
Attempted 35 FG in a game: Freeman Williams (40), Portland State, 12/16/17
Attempted 40 FG in a game: Freeman Williams (40), Portland State, 12/16/17
Attempted 45 FG in a game: Johnny Neumann (50), Ole Miss, 1/2/71
Attempted 50 FG in a game: Johnny Neumann (50), Ole Miss, 1/2/71
Attempted 53 FG in a game: Pete Maravich (53), LSU, 2/22/69
Attempted 54 FG in a game: Never

3-POINTERS

Made 5 3-pointers in a game: Savion Flagg (5), Texas A&M, 2/25/20
Made 6 3-pointers in a game: Armoni Brooks (6), Houston, 3/29/19
Made 7 3-pointers in a game: Bubba Parham (10), VMI, 11/18/18
Made 8 3-pointers in a game: Bubba Parham (10), VMI, 11/18/18
Made 9 3-pointers in a game: Bubba Parham (10), VMI, 11/18/18
Made 10 3-pointers in a game: Bubba Parham (10), VMI, 11/18/18
Made 11 3-pointers in a game: Corey Allmond (11), Sam Houston State, 11/19/2009
Made 12 3-pointers in a game: Never
Attempted 10 3-pointers in a game: Blake Francis (10), Richmond, 11/29/20
Attempted 15 3-pointers in a game: Bubba Parham (16), VMI, 11/18/18
Attempted 16 3-pointers in a game: Bubba Parham (16), VMI, 11/18/18
Attempted 17 3-pointers in a game: Chris Jackson (17), LSU, 2/15/90
Attempted 18 3-pointers in a game: Jeff Boschee (18), Kansas, 3/14/99
Attempted 19 3-pointers in a game: Never

FREE THROWS

Made 10 FT in a game: John Fulkerson (10), Tennessee, 2/8/20
Made 11 FT in a game: Samir Doughty (14), Auburn, 2/1/20
Made 12 FT in a game: Samir Doughty (14), Auburn, 2/1/20
Made 13 FT in a game: Samir Doughty (14), Auburn, 2/1/20

Made 14 FT in a game: Samir Doughty (14), Auburn, 2/1/20
Made 15 FT in a game: Brenton Williams (15), South Carolina, 3/1/14
Made 16 FT in a game: Dan Cross (16), Florida, 2/18/95
Made 17 FT in a game: John Mengelt (17), Auburn, 3/2/70
Made 18 FT in a game: Pete Maravich (18), LSU, 2/21/70
Made 19 FT in a game: Never
Attempted 15 FT in a game: Samir Doughty (15), Auburn, 2/1/20
Attempted 20 FT in a game: Harding McCaleb (25), Louisville, 2/22/16
Attempted 25 FT in a game: Harding McCaleb (25), Louisville, 2/22/16
Attempted 26 FT in a game: Never

REBOUNDS

15 Rebs: Dedric Lawson (15), Kansas, 1/26/19
16 Rebs: Kennedy Meeks (17), North Carolina, 3/26/17
17 Rebs: Kennedy Meeks (17), North Carolina, 3/26/17
18 Rebs: Sean May (19), North Carolina, 12/4/04
19 Rebs: Sean May (19), North Carolina, 12/4/04
20 Rebs: Andrew DeClercq (20), Florida, 1/18/94
25 Rebs: Leon Douglas (25), Alabama, 1/20/75
30 Rebs: Kenneth Stanley (30), USC, 12/4/61
31 Rebs: Never
Two players had 10 rebounds: Christian Braun (13) and Jalen Wilson (10), Kansas, 12/1/20
Three players had 10 rebounds: Craig Victor II (12), Tim Quarterman (10), Ben Simmons (10), LSU, 1/5/16

ASSISTS

10 assists: Tonny Trocha-Morelos (10), Texas A&M, 3/4/2017
11 assists: Dwyane Wade (11), Marquette, 3/29/03
12 assists: Edgar Padilla (12), UMass, 3/30/96
13 assists: Billy McCaffrey (14), Vanderbilt, 1/13/93
14 assists: Billy McCaffrey (14), Vanderbilt, 1/13/93
15 assists: Eric Richardson (15), Alabama, 2/4/84
16 assists: Never

BLOCKS

5 blocks: Dylan Disu (5), Vanderbilt, 1/29/20
6 blocks: Sagaba Konate (7), West Virginia, 1/27/18
7 blocks: Sagaba Konate (7), West Virginia, 1/27/18
8 blocks: Jarvis Varnado (10), Mississippi State, 1/15/08
9 blocks: Jarvis Varnado (10), Mississippi State, 1/15/08
10 blocks: Jarvis Varnado (10), Mississippi State, 1/15/08
11 blocks: Samaki Walker (11), Louisville, 1/1/95
12 blocks: Never

STEALS

5 steals: Jacob Gilyard (5), Richmond, 11/29/20
6 steals: Ben Simmons (7), LSU, 3/5/16
7 steals: Ben Simmons (7), LSU, 3/5/16
8 steals: Never

TEAM

SCORING

Scored 90 or more points: 118, Duke, 11/6/18 (L, 118-84)
Scored 90 or more points (SEC game): 90, Georgia, 3/4/09 (L, 90-85)
Scored 100 or more points: 118, Duke, 11/6/18 (L, 118-84)
Scored 100 or more points (SEC game): 101, Arkansas, 2/10/93 (L, 101-94)
Scored 110 or more points: 118, Duke, 11/6/18 (L, 118-84)
Scored 110 or more points (SEC game): 110, Vanderbilt, 3/4/67 (L, 110-94)
Scored 120 or more points: 121, North Carolina, 12/27/89 (L, 121-110)
Scored 120 or more points (SEC game): Never
Scored 130 or more points: 150, Kansas, 12/9/89 (L, 150-95)
Scored 140 or more points: 150, Kansas, 12/9/89 (L, 150-95)
Scored 150 or more points: 150, Kansas, 12/9/89 (L, 150-95)
Scored 160 or more points: Never
Scored less than 50 points: 45, Morehead State, 11/25/20 (W, 81-45)
Scored less than 50 points (SEC game): 48, South Carolina, 2/5/19 (W, 76-48)
Scored less than 40 points: 39, West Virginia, 3/26/15 (W, 78-39)
Scored less than 40 points (SEC game): 37, Missouri, 1/13/15 (W, 86-37)
Scored less than 30 points: 28, Montana State, 11/23/14 (W, 86-28)
Scored less than 30 points (SEC game): 26, Georgia Tech, 1/28/46 (W, 86-37)
Scored less than 20 points: 18, Western Ontario, 12/10/49

(W, 90-21)
Scored less than 20 points (SEC game): 18, Alabama, 2/10/40 (W, 46-18)
Scored less than 10 points: 9, Tulane, 12/21/34 (W, 39-9)
Scored less than 10 points (SEC game): Never
Scored less than 5 points: Never

SHOOTING PERCENTAGES

Shot 70% from the field: Never
Shot 60% from the field: .640, Florida, 3/4/07
Shot 50% from the field: .517, Georgia Tech, 12/6/20
Shot 30% or less from the field: .299, Kansas, 12/1/20 (20-67)
Shot 20% or less from the field: .197, Montana State, 11/23/14 (12-61)
Shot 10% or less from the field: Never (shooting percentages not recorded prior to 1947)

3-Pointers

Made 10 or more 3-pointers: 14, Alabama, 1/12/21
Made 15 or more 3-pointers: 19, VMI, 11/18/18
Made 20 or more 3-pointers: Never
Made zero 3-pointers: 0, Auburn, 1/19/13 (0-15)
Attempted 30 or more 3-pointers: 30, Alabama, 1/12/21

FREE THROWS

Shot 90% or better from FT line: 91.7 (11-12), Notre Dame, 12/12/20
Shot 100% from FT Line: 5-5, VMI, 11/18/18
Shot 50% or less from FT line: .500 (8-16), Morehead State, 11/25/20
Attempted 40 FT: 44, Auburn, 2/1/20 (33-44)
Attempted five or less FT: 5, UAB, 11/29/19 (2-5)
Made 30 FT: 33, Auburn, 2/1/20 (33-44)

REBOUNDS

Pulled down 50 rebounds: 54 (17-37), Florida, 2/4/17
Pulled down 20 offensive rebounds: 23, LSU, 2/18/20



RUPP ARENA AT CENTRAL BANK CENTER

Year-by-Year Records

Season	W-L	Percentage
2020-21	2-3	.400
2019-20	16-2	.889
2018-19	17-1	.944
2017-18	16-2	.889
2016-17	15-2	.882
2015-16	17-0	1.000
2014-15	19-0	1.000
2013-14	16-2	.889
2012-13	16-2	.889
2011-12	18-0	1.000
2010-11	15-0	1.000
2009-10	18-0	1.000
2008-09	12-6	.667
2007-08	14-4	.778
2006-07	14-2	.875
2005-06	10-5	.667
2004-05	14-1	.933
2003-04	11-2	.846
2002-03	12-1	.923
2001-02	12-3	.800
2000-01	11-1	.917
1999-2000	14-0	1.000
1998-99	12-1	.923
1997-98	9-3	.750
1996-97	12-1	.923
1995-96	13-0	1.000
1994-95	12-1	.923
1993-94	13-1	.929
1992-93	16-0	1.000
1991-92	15-2	.882
1990-91	13-0	1.000
1989-90	13-2	.867
1988-89	8-6	.571
1987-88	14-2	.875
1986-87	13-2	.867
1985-86	18-0	1.000
1984-85	11-3	.786
1983-84	16-0	1.000
1982-83	14-1	.933
1981-82	15-1	.938
1980-81	15-0	1.000
1979-80	12-3	.800
1978-79	11-4	.733
1977-78	16-0	1.000
1976-77	12-2	.857
Total	612-74	.892

Year Opened:	1976
First Game:	Nov. 27, 1976
All-Time Record:	612-74 (.892)
Record Under Calipari:	185-14 (.93.0)
Capacity:	20,500
Record Crowd:	24,479 (1/20/10)
Longest Win Streak:	54 (11/9/10-12/1/12)
Current Win Streak:	0

Cats Rock at Rupp

The Wildcats are 612-74 (89.2%) in Rupp Arena. Among the most notable marks of dominance as the nation's toughest venue to play include:

- School record 54-game winning streak to begin the John Calipari era
- Kentucky is 330-43 (88.5%) in regular-season SEC games in Rupp
- The Wildcats set a program home record of 19 wins in 2014-15
- UK has gone undefeated at home in five of Calipari's 12 seasons
- Kentucky has a perfect mark in 13 of Rupp Arena's 45 seasons

600 Wins at Rupp in Record Time

With a victory over Fairleigh Dickinson on Dec. 7, 2019, Kentucky reached the 600-win mark at Rupp Arena faster than any other program in NCAA Division I level history. UK needed just 670 games to reach win No. 600 in Rupp Arena.

It took UCLA, which previously owned the fastest pace to 600 wins, 689 games in Pauley Pavilion. Only one other team, Kansas, achieved win No. 600 in fewer than 700 games at its home venue. The Jayhawks reached the significant win in their 699th game.

Cal Owns Longest Win Streaks in Rupp

With UK's 2011-12 season-opening victory over Marist, UK head coach John Calipari recorded his 34th consecutive win in Rupp Arena as UK's head coach. It broke former UK head coach Rick Pitino's longest streak of 33 games in the venue.

The winning streak reached as long as 54 games. Calipari didn't suffer his first loss in Rupp Arena until losing to Baylor in his fourth season. The 54-game run, however, was his longest career home winning streak. He also had the second-longest streak in the arena as the Cats won 42 straight from March 4, 2014 to Nov. 25, 2016.

New Chairbacks, Fewer Seats

After receiving a \$16 million upgrade over the 2014-15 and 2015-16 seasons that enhanced the fan experience with the likes of a new Daktronics center-hung scoreboard, ribbons boards, new corner video boards and a new audio system, Rupp Arena is undergoing an additional transformation as a part of UK's new leasing agreement with the Lexington Center.

Chair-back seating in the upper-level sideline was installed in sections 211-217 and 228-234 for the 2019-20 season. Club areas will be available to season ticket holders starting with the 2020-21 season.

The new seating reduced Rupp Arena's capacity to 20,500.

Pack the House

Until reducing capacity for the 2019-20 season, Kentucky had led the nation in average home attendance in 20 of 24 seasons. That number included a Rupp Arena record of 24,110 in John Calipari's first season (2009-10) as head coach.

Kentucky averaged 20,160 fans during the 2019-20 season, the first season with a reduced capacity at 20,500. UK averaged 23,000-plus fans in seven of Calipari's first 10 seasons.

After receiving guidelines from state health officials, attendance for this season at Rupp Arena due to the COVID-19 pandemic will be up to 15% of normal arena capacity (3,075), which includes participants, essential personnel, media and a limited number of spectators.

The Top-Ranked Team at Home

Kentucky has lost just four times at home as the Associated Press top-ranked team in the history of the program and just three times in Rupp Arena. Prior to the losses to Evansville (Nov. 12) and UCLA (Dec. 3, 2016), both by three, the other two losses came by just one point.

The Wildcats are 54-3 all-time as the AP No. 1 team in Rupp Arena since its opening in 1976. The first loss was to Auburn, 53-52, on Jan. 9, 1988.

Coch Cal in Rupp Arena

It's been downright difficult to beat Kentucky in Rupp Arena during the John Calipari era. UK is 185-14 (93.0%) in Rupp Arena under Calipari.

- Kentucky is 22-5 (.815) vs. Associated Press Top 25 opponents in Rupp in the Calipari era
- UK is 163-9 (.948) vs. unranked teams in Rupp under Calipari
- The Wildcats are 95-6 (.941) at home vs. nonconference foes under Calipari
- Calipari notched his 100th career win in Rupp Arena as Kentucky's coach with the Wildcats' 110-75 rout of Auburn on Feb. 21, 2014. It took Calipari 104 games to reach the century mark, the fastest of any UK coach

Cal Passes Hall for Rupp Record

With a 101-70 victory over Cleveland State on Nov. 23, 2016, John Calipari passed former UK head coach Joe B. Hall for wins in Rupp Arena. Calipari currently has 185 wins inside the historic venue. Hall won 122.

2020-21 Opponent Breakdown

Morehead State (Nov. 25)

All-time games in Rupp Arena: 9

UK record in Rupp vs. MSU: 9-0

Last time in Rupp Arena: UK, 81-45 (11/25/20)

Richmond (Nov. 29)

All-time games in Rupp Arena: 1

UK record in Rupp vs. UR: 0-1

Last time in Rupp Arena: UR, 76-64

Notre Dame (Dec. 12)

All-time games in Rupp Arena: 6

UK record in Rupp vs. ND: 5-1

Last time in Rupp Arena: ND, 64-63 (12/12/20)

Vanderbilt (Jan. 5)

All-time games in Rupp Arena: 43

UK record in Rupp vs. VU: 41-2

Last time in Rupp Arena: UK, 77-74 (1/5/21)

Alabama (Jan. 12)

All-time games in Rupp Arena: 33

UK record in Rupp vs. UA: 27-6

Last time in Rupp Arena: UA, 85-65 (1/12/21)

LSU (Jan. 23)

All-time games in Rupp Arena: 32

UK record in Rupp vs. LSU: 26-6

Last time in Rupp Arena: LSU, 73-71 (2/12/19)

Texas (Jan. 30)

All-time games in Rupp Arena: 1

UK record in Rupp vs. Texas: 1-0

Last time in Rupp Arena: UK, 63-51 (12/5/14)

Tennessee (Feb. 6)

All-time games in Rupp Arena: 44

UK record in Rupp vs. UT: 38-6

Last time in Rupp Arena: UT, 81-73 (3/3/20)

Arkansas (Feb. 9)

All-time games in Rupp Arena: 16

UK record in Rupp vs. UA: 13-3

Last time in Rupp Arena: UK, 70-66 (2/26/19)

Auburn (Feb. 13)

All-time games in Rupp Arena: 31

UK record in Rupp vs. AU: 29-2

Last time in Rupp Arena: UK, 73-66 (2/29/20)

Texas A&M (Feb. 23)

All-time games in Rupp Arena: Six

UK record in Rupp vs. TAMU: 4-2

Last time in Rupp Arena: UK, 85-74 (1/8/19)

Florida (Feb. 27)

All-time games in Rupp Arena: 44

UK record in Rupp vs. UF: 36-8

Last time in Rupp Arena: UK, 65-59 (2/22/20)



COACH CALIPARI

UK vs. AP Ranked Foes Under Cal Record: 63-35 (.643)

vs. No. 22 North Carolina (Cleveland)	Dec. 19, 2020	L, 75-63
vs. No. 7 Kansas (Indianapolis)	Dec. 1, 2020	L, 65-62
vs. No. 15 Auburn	Feb. 29, 2020	W, 73-66
at No. 17 Auburn	Feb. 1, 2020	L, 75-66
at No. 18 Texas Tech	Jan. 25, 2020	W, 78-76 ^{OT}
vs. No. 3 Louisville	Dec. 28, 2019	W, 78-70 ^{OT}
vs. No. 5 Ohio State (Las Vegas)	Dec. 21, 2019	L, 71-65
vs. No. 1 Michigan State (New York)	Nov. 5, 2019	W, 69-62
vs. No. 14 Auburn (NCAAT)	March 31, 2019	L, 77-71 ^{OT}
vs. No. 11 Houston (NCAAT)	March 29, 2019	W, 62-58
vs. No. 19 Wofford (NCAAT)	March 23, 2019	W, 62-56
vs. No. 8 Tennessee (SECT)	March 16, 2019	L, 82-78
at No. 7 Tennessee	March 2, 2019	L, 71-52
vs. No. 1 Tennessee	Feb. 16, 2019	W, 86-69
vs. No. 19 LSU	Feb. 13, 2019	L, 73-71
vs. No. 9 Kansas	Jan. 26, 2019	W, 71-63
vs. No. 22 Mississippi State	Jan. 22, 2019	W, 76-55
at No. 14 Auburn	Jan. 19, 2019	W, 82-80
vs. No. 9 North Carolina (Chicago)	Dec. 22, 2018	W, 80-72
vs. No. 4 Duke (Indianapolis)	Nov. 6, 2018	L, 118-84
vs. No. 13 Tennessee (SECT)	March 11, 2018	W, 77-72
at No. 10 Auburn	Feb. 14, 2018	L, 76-66
vs. No. 15 Tennessee	Feb. 6, 2018	L, 61-59
at No. 7 West Virginia	Jan. 27, 2018	W, 83-76
at No. 23 Tennessee	Jan. 6, 2018	L, 76-65
vs. No. 4 Kansas (Chicago)	Nov. 14, 2017	L, 65-61
vs. No. 6 North Carolina (NCAAT)	March 26, 2017	L, 75-73
vs. No. 8 UCLA (NCAA)	March 24, 2017	W, 86-75
vs. No. 19 Wichita State (NCAAT)	March 19, 2017	W, 65-62
vs. No. 13 Florida	Feb. 25, 2017	W, 76-66
at No. 24 Florida	Feb. 4, 2017	L, 88-66
vs. No. 2 Kansas	Jan. 28, 2017	L, 79-73
vs. No. 24 South Carolina	Jan. 21, 2017	W, 85-69
at No. 10 Louisville	Dec. 21, 2016	L, 73-70
vs. No. 7 North Carolina (Las Vegas)	Dec. 17, 2016	W, 103-100
vs. No. 11 UCLA	Dec. 3, 2016	L, 97-92
vs. No. 13 Michigan State (New York)	Nov. 15, 2016	W, 69-48
vs. No. 14 Indiana (NCAAT)	March 19, 2016	L, 73-67
vs. No. 17 Texas A&M (SECT)	March 13, 2016	W, 82-77
at No. 4 Kansas	Jan. 30, 2016	L, 90-84
vs. No. 16 Louisville	Dec. 27, 2015	W, 75-73
vs. No. 5 Duke (Chicago)	Nov. 17, 2015	W, 74-63
vs. No. 3 Wisconsin (NCAAT)	April 4, 2015	L, 71-64
vs. No. 8 Notre Dame (NCAAT)	March 28, 2015	W, 68-66
vs. No. 20 West Virginia (NCAAT)	March 26, 2015	W, 78-39
vs. No. 21 Arkansas (SECT)	March 15, 2015	W, 78-63
vs. No. 18 Arkansas	Feb. 28, 2015	W, 84-67
at No. 4 Louisville	Dec. 27, 2014	W, 58-50
vs. No. 21 North Carolina	Dec. 13, 2014	W, 84-70
vs. No. 6 Texas	Dec. 5, 2014	W, 63-51
vs. No. 5 Kansas (Indianapolis)	Nov. 18, 2014	W, 72-40
vs. No. 18 UConn (NCAAT)	April 7, 2014	L, 60-54
vs. No. 12 Wisconsin (NCAAT)	April 5, 2014	W, 74-73
vs. No. 7 Michigan (NCAAT)	March 30, 2014	W, 75-72
vs. No. 5 Louisville (NCAAT)	March 28, 2014	W, 74-69
vs. No. 2 Wichita State (NCAAT)	March 23, 2014	W, 78-76
vs. No. 1 Florida (SECT)	March 16, 2014	L, 61-60
at No. 1 Florida	March 8, 2014	L, 84-65
vs. No. 3 Florida	Feb. 15, 2014	L, 69-59
vs. No. 4 Louisville	Dec. 28, 2013	W, 73-66
at No. 18 North Carolina	Dec. 14, 2013	L, 82-77
vs. No. 20 Baylor (Dallas)	Dec. 6, 2013	L, 67-62
vs. No. 2 Michigan St. (Chicago)	Nov. 12, 2013	L, 78-74
vs. No. 11 Florida	March 9, 2013	W, 61-57
at No. 7 Florida	Feb. 12, 2013	L, 69-52
at No. 16 Ole Miss	Jan. 29, 2013	W, 87-74
at No. 4 Louisville	Dec. 29, 2012	W, 80-77
vs. No. 9 Duke (Atlanta)	Nov. 13, 2012	L, 75-68
vs. No. 6 Kansas (NCAAT)	April 2, 2012	W, 67-59
vs. No. 17 Louisville (NCAAT)	March 31, 2012	W, 69-61
vs. No. 9 Baylor (NCAAT)	March 25, 2012	W, 82-70
vs. No. 16 Indiana (NCAAT)	March 23, 2012	W, 87-71
vs. No. 22 Florida (SECT)	March 10, 2012	W, 74-71
at No. 16 Florida	March 4, 2012	W, 74-59
vs. No. 8 Florida	Feb. 7, 2012	W, 78-58
vs. No. 4 Louisville	Dec. 31, 2011	W, 69-62
vs. No. 5 North Carolina	Dec. 3, 2011	W, 73-72
vs. No. 12 Kansas (New York)	Nov. 15, 2011	W, 75-65
vs. No. 9 UConn (NCAAT)	April 2, 2011	L, 56-55
vs. No. 7 North Carolina (NCAAT)	March 27, 2011	W, 76-69
vs. No. 1 Ohio State (NCAAT)	March 25, 2011	W, 62-60
vs. No. 22 West Virginia (NCAAT)	March 19, 2011	W, 71-63
vs. No. 12 Florida (SECT)	March 13, 2011	W, 70-54
vs. No. 21 Vanderbilt	March 1, 2011	W, 68-66
vs. No. 13 Florida	Feb. 26, 2011	W, 76-68
at No. 21 Vanderbilt	Feb. 12, 2011	L, 81-77
at No. 22 Louisville	Dec. 31, 2010	W, 78-63
vs. No. 23 Notre Dame (Louisville)	Dec. 8, 2010	W, 72-58
vs. No. 13 Washington (Maui)	Nov. 23, 2010	W, 74-67
vs. No. 6 West Virginia (NCAAT)	March 27, 2010	L, 73-66
vs. No. 15 Tennessee (SECT)	March 13, 2010	W, 74-45
at No. 19 Tennessee	Feb. 27, 2010	L, 74-65
at No. 17 Vanderbilt	Feb. 20, 2010	W, 58-56
vs. No. 12 Tennessee	Feb. 13, 2010	W, 73-62
vs. No. 25 Ole Miss	Feb. 2, 2010	W, 85-75
vs. No. 21 Vanderbilt	Jan. 30, 2010	W, 85-72
vs. No. 14 UConn (New York)	Dec. 9, 2009	W, 64-61
vs. No. 10 North Carolina	Dec. 5, 2009	W, 68-66

Calipari's Record at UK vs. AP Top 25 ...

vs. No. 1	3-2	vs. Top 25	63-35
vs. Top 3	5-6	Home	22-5
vs. Top 5	12-11	Away	8-13
vs. Top 10	25-21	Neutral	33-17
vs. Top 15	40-25	SEC Tourney	5-2
vs. Top 20	52-31	NCAA Tourney	17-7

Calipari Named 2020 SEC, USBWA District IV, NABC District 20 Coach of the Year

Unflinching to early growing pains when his team stumbled out of the gate and resolute in his belief in his players and the annual process of preparing young teams for March, John Calipari was recognized for another stellar coaching job in 2019-20 by winning Southeastern Conference Coach of the Year, U.S. Basketball Writers Association District IV Coach of the Year and National Association of Basketball Coaches District 20 Coach of the Year honors.

It was Calipari's fourth SEC Coach of the Year award at Kentucky and his 10th conference coach of the year honors in 28 seasons as a college head coach.

Calipari was also a semifinalist for the Naismith Coach of the Year for a second consecutive season. He is one of just two coaches to win the Naismith Coach of the Year three times (Duke's Mike Krzyzewski is the other).

Calipari guided the Wildcats to a 25-6 regular season in 2019-20 that included a 15-3 league record, an SEC regular-season championship, an 8-2 record on the road and a top-10 national ranking.

Calipari Ahead of the Pack at Kentucky

Through 11-plus seasons at Kentucky, John Calipari's time in Lexington has been every bit as successful -- and more -- as fans hoped it would when he agreed to become the head coach at Kentucky in the spring of 2009.

By just about every measure, he's the most successful coach in college basketball during the last decade. Among schools who have been to at least two Elite Eights and a Final Four since 2009-10, Calipari ranks (entering 2020-21):

- First in NCAA Tournament wins (31)
- First in Final Four appearances (four)
- First in Elite Eight appearances (seven)
- First in Sweet 16 appearances (eight)
- Second in league tournament titles (six)
- Third in wins (330)
- Third in regular-season conference titles (six)
- Fourth in NCAA titles (one)

Calipari Named Coach of the Decade

Underscored by more victories than any other coach or program in his first 10 seasons at the helm at Kentucky, more Final Four appearances, a record number of NBA Draft picks, and the 2012 national championship, John Calipari was named the College Basketball Coach of the Decade by Sporting News in January 2020.

In a piece penned by national writer Mike DeCourcy, Sporting News credited Calipari for changing the college basketball landscape. Detailing Calipari's success -- what DeCourcy described as a "college basketball revolution" -- DeCourcy wrote that "no one defined the 2010s in the same way as Calipari ... nor achieved the same degree of consistent success."

In an era where kids can enter the NBA Draft at 19 years old, Calipari masterfully balances the priority of players' long-term professional dreams with individual and team development, leading to on-court success that no other team has matched.

"I knew we were going to make the program -- and I said it at the press conference -- it was going to be a players-first program," Calipari told Sporting News. "We were going to make decisions based on them and their needs. And it's not just about the name on the front. It'll be about the name on the back. That's how we're going to do this."

First-Ballot Hall of Famer

Kentucky men's basketball coach John Calipari joined basketball's fraternity of legends in September 2015 after being elected to the Naismith Memorial Basketball Hall of Fame on the first ballot.

Calipari joined an elite group of basketball players and coaches in the Naismith Hall of Fame, considered to be one of the ultimate honors in the sport. The Class of 2015 included Calipari, Dick Bevetta, Wildcat Louie Dampier, Lindsay Gaze, Tom Heinsohn, John Isaacs, Spencer Haywood, Lisa Leslie, Dikembe Mutombo, George Raveling and JoJo White.

Moving Up the Kentucky Career Wins, Games Coached List

With an 80-53 victory vs. Auburn on Feb. 23, 2019, John Calipari moved past Joe B. Hall for the second-most wins in program history. Calipari trails only the legendary Adolph Rupp (876 wins) for the most wins at UK and earned win No. 300 at Ole Miss on March 5, 2019. When Calipari tied Hall with his 297th win at Missouri on Feb. 19, 2019, he did so 32 games faster than Hall and just two games slower than Rupp.

Although he's still climbing the charts, he's doing it nearly as fast as anyone else in NCAA history. With the aforementioned win over Ole Miss, Calipari became the fourth-fastest coach to 300 wins (369 games) at one program in NCAA history. Only Bill Self (358 games at Kansas), Claire Bee (359 games at Long Island) and Rupp (366 at UK) got there faster.

Calipari also passed Hall for the second-most coached games at UK. Hall's 13-year career with the Wildcats ended with his 397th game. Calipari and Kentucky's win over Mississippi State on Feb. 4, 2020, marked his 398th career game at the UK helm. Rupp is first in games coached with a 41-season tenure spanning 1,066 career games.

Calipari Coaches in 1,000th Career Game

The Jan. 2 game at Mississippi State marked the 1,000th career game coached for John Calipari. He was 777-223 (77.7%) after his 1,000th game with stops at Kentucky, Memphis and UMass. He's in his 12th season at Kentucky, the longest stop of what is now his 29th season as a college head coach.

Calipari remains the only coach in NCAA history with at least 189 victories at three different schools and is the second-winningest coach in school history. Only two Division I coaches posted more wins through their first 1,000 career games than Calipari.

Most Wins Through First 1,000 Games

Adolph Rupp - 824
Roy Williams - 790
John Calipari - 777
Dean Smith - 776

700 Victories and Counting

With Kentucky's win over UIC on Nov. 26, 2017, John Calipari reached 700 on-court wins. At the time he was one of just 41



COACH CALIPARI

UK vs. AP Ranked Foes Under Cal

Record as AP Top-Ranked Coach Since 2009-10

Coach	Schools	Records
1. John Calipari	Kentucky	69-8
2. Mike Krzyzewski	Duke	53-11
3. Bill Self	Kansas	46-9
4. Mark Few	Gonzaga	37-4
5. Jay Wright	Villanova	28-6
6. Jim Boeheim	Syracuse	15-4
7. Tom Crean	Indiana	14-3
8. Thad Matta	Ohio State	13-2
9. Sean Miller	Arizona	12-1
10. Tom Izzo	Michigan State	12-4

Record as AP Top-Ranked Coach Active

Coach	Schools	Records
1. Mike Krzyzewski	Duke	219-35
2. John Calipari	UK, Memphis, UMass	110-13
3. Roy Williams	UNC, Kansas	95-18
4. Bill Self	Kansas	48-10
5. Mark Few	Gonzaga	37-4
6. Bruce Weber	Illinois	30-2
7. Jay Wright	Villanova	28-6
8. Jim Boeheim	Syracuse	24-5
9. Bob Huggins	Cincinnati	20-4
10. Tom Izzo	Indiana	15-5

through games on Jan. 16

All-Time Calipari Draft Picks

Player (School)	Round	Year (Overall)
Bam Adebayo (UK)	First	2017 (14)
Eric Bledsoe (UK)	First	2010 (18)
Devin Booker (UK)	First	2015 (13)
Antonio Burks (MEM)	Second	2004 (36)
Marcus Camby (UMASS)	First	1996 (2)
Rodney Carney (MEM)	First	2006 (16)
DeMarcus Cousins (UK)	First	2010 (5)
Willie Cauley-Stein (UK)	First	2015 (6)
Anthony Davis (UK)	First	2012 (1)
Hamidou Diallo (UK)	Second	2018 (45)
Joey Dorsey (MEM)	Second	2008 (33)
C. Douglas-Roberts (MEM)	Second	2008 (40)
Robert Dozier (MEM)	Second	2009 (60)
Tyreke Evans (MEM)	First	2009 (4)
De'Aaron Fox (UK)	First	2017 (5)
S. Gilgeous-Alexander (UK)	First	2018 (11)
Archie Goodwin (UK)	First	2013 (29)
Josh Harrellson (UK)	Second	2011 (45)
Andrew Harrison (UK)	Second	2015 (44)
Tyler Herro (UK)	First	2019 (13)
Dakari Johnson (UK)	Second	2015 (48)
Keldon Johnson (UK)	First	2019 (29)
Terrence Jones (UK)	First	2012 (18)
Enes Kanter (UK)	First	2011 (3)
Michael Kidd-Gilchrist (UK)	First	2012 (2)
Brandon Knight (UK)	First	2011 (8)
Kevin Knox (UK)	First	2018 (9)
Skal Labissiere (UK)	First	2016 (28)
Doron Lamb (UK)	Second	2012 (42)
DeAndre Liggins (UK)	Second	2011 (53)
Trey Lyles (UK)	First	2015 (12)
Tyrese Maxey (UK)	First	2020 (21)
Darius Miller (UK)	Second	2012 (46)
Malik Monk (UK)	First	2017 (11)
Jamal Murray (UK)	First	2016 (7)
Nerlens Noel (UK)	First	2013 (6)
Daniel Orton (UK)	First	2010 (29)
Patrick Patterson (UK)	First	2010 (14)
Immanuel Quickley (UK)	First	2020 (25)
Julius Randle (UK)	First	2014 (7)
Nick Richards (UK)	Second	2020 (42)
Lou Roe (UMass)	Second	1995 (30)
Derrick Rose (MEM)	First	2008 (1)
Marquis Teague (UK)	First	2012 (29)
Karl-Anthony Towns (UK)	First	2015 (1)
Tyler Ulis (UK)	Second	2016 (34)
Jarred Vanderbilt (UK)	Second	2018 (41)
Dajuan Wagner (MEM)	First	2002 (6)
John Wall (UK)	First	2010 (1)
PJ Washington (UK)	First	2019 (12)
Shawne Williams (MEM)	First	2006 (17)
James Young (UK)	First	2014 (17)

coaches, regardless of NCAA level of classification, to reach that barrier. Only 29 coaches have done it with at least 10 seasons at the Division I level.

Calipari became the fourth-fastest coach to 700 on-court wins ever. Only Adolph Rupp (836 games), Jerry Tarkanian (876 games) and Roy Williams (879 games) did it faster.

Calipari Unrivaled in Conference

John Calipari has won 16 league regular-season championships (including six Southeastern Conference titles) eight more than the next-closest coach in the SEC (Bruce Pearl has eight). Calipari has won six SEC Tournament championships at Kentucky and owns 15 conference tournament titles in his career, 11 more than his closest competitors (Ben Howland, Kermit Davis).

Calipari has tallied a 362-109 (76.9%) all-time record within conference play as a head coach and owns a 154-43 (78.2%) record since joining the SEC. In his first 11 seasons at UK, his 151 total conference wins were tied for the most among Division I coaches since 1996-97 over their first 11 seasons with a program, while his winning percentage ranked third. Only Adolph Rupp (84.7%) had a better winning percentage through his first 11 seasons in league play in Kentucky's history.

Although he's been publicly outspoken against conference tournaments -- only because he doesn't favor playing three or more games on consecutive days to win the tournament -- his teams have gotten up for them. Calipari's teams at UMass, Memphis and Kentucky have been to 19 conference championship games in his career, winning a remarkable 15 of them. Calipari is 57-12 (.826) all-time in conference tournaments, including 23-4 (.852) at UK. Calipari ranks fourth in SEC Tournament wins.

Calipari in Elite Company with Conference Championships

Kentucky men's basketball coach John Calipari added another first to his Hall of Fame career in 2017.

When Kentucky clinched at least a share of the 2017 Southeastern Conference championship by beating Vanderbilt on Feb. 28, 2017, he became the first NCAA Division I coach to lead three different programs (UMass, Memphis, Kentucky) to five on-court regular-season league titles five different times. He won the Atlantic 10 at the helm of UMass in 1992, '93, '94, '95 and '96, Memphis claimed the Conference USA crown in 2004, '06, '07, '08 and '09, and Kentucky has captured the SEC six times in 2010, '12, '15, '16, '17 and '20.

Perhaps more impressive is that Calipari has 31 combined regular-season and tournament championships after clinching the SEC regular-season crown in 2020. That trails only Mark Few of Gonzaga (35 titles) among all active coaches. All-time, Calipari trails only the great Adolph Rupp (41) and Few.

UK Collegiate Awards Under Calipari

All-America Honors (NCAA Recognized)		All-SEC		De'Aaron Fox	
DeMarcus Cousins (2010)		DeMarcus Cousins (2010)	1st (Coaches/AP)	Bam Adebayo	2017
AP (1), NABC (2), USBWA (2), SN (2)		Patrick Patterson (2010)	1st (Coaches)/2nd (AP)	Kevin Knox	2018
		John Wall (2010)	1st (Coaches/AP)	Shai Gilgeous-Alexander	2018
John Wall (2010)		Terrence Jones (2011)	1st (Coaches/AP)	Tyler Herro	2019
AP (1), NABC (2), USBWA (2), SN (2)		Brandon Knight (2011)	1st (Coaches)/2nd (AP)	Keldon Johnson	2019
		Anthony Davis (2012)	1st (Coaches/AP)	Tyrese Maxey	2020
Anthony Davis (2012)		Mike Kidd-Gilchrist (2012)	1st (Coaches/AP)		
AP (1), NABC (2), USBWA (2), SN (2)		Terrence Jones (2012)	2nd (Coaches/AP)	NCAA Final Four Team	
		Doron Lamb (2012)	2nd (Coaches)	Anthony Davis (MVP)	2012
Michael Kidd-Gilchrist (2012)	AP (3), USBWA (2), NABC (3), SN (2)	Nerlens Noel (2013)	1st (Coaches/AP)	Michael Kidd-Gilchrist	2012
		Julius Randle (2014)	1st (Coaches/AP)	Doron Lamb	2012
Julius Randle (2014)		James Young (2014)	2nd (Coaches)	Julius Randle	2014
NABC (3)		Devin Booker (2015)	2nd (Coaches)	James Young	2014
		Willie Cauley-Stein (2015)	1st (Coaches/AP)		
Willie Cauley-Stein (2015)		Aaron Harrison (2015)	2nd (Coaches/AP)	NCAA All-Regional	
NABC (1), USBWA (1), SN (1)		Karl Towns (2015)	1st (Coaches/AP)	DeMarcus Cousins	2010
		Tyler Ulis (2016)	1st (Coaches/AP)	John Wall	2010
Karl-Anthony Towns (2015)	SN (3)	Jamal Murray (2016)	1st (Coaches/AP)	Josh Harrellson	2011
		Malik Monk (2017)	1st (Coaches/AP)	Brandon Knight (MVP)	2011
		De'Aaron Fox (2017)	1st (Coaches/AP)	DeAndre Liggins	2011
Tyler Ulis (2016)		Bam Adebayo (2017)	2nd (Coaches/AP)	M. Kidd-Gilchrist (MVP)	2012
AP (1), SN (1), USBWA (2), NABC (2)		Kevin Knox (2018)	1st (Coaches)	Anthony Davis	2012
		Shai G.-Alexander (2018)	2nd (Coaches)	Doron Lamb	2012
Malik Monk (2017)		PJ Washington (2019)	1st (Coaches/AP)	Aaron Harrison	2014
SN (2), USBWA (2), NABC (2), AP (2)		Tyler Herro (2019)	2nd (Coaches)	Marcus Lee	2014
		Keldon Johnson (2019)	2nd (Coaches)	Julius Randle (MVP)	2014
PJ Washington (2019)		Immanuel Quickley (2020)	1st (Coaches/AP)	Willie Cauley-Stein	2015
SN (3), USBWA (3), NABC (3), AP (3)		Nick Richards (2020)	1st (Coaches/AP)	Andrew Harrison	2015
		Tyrese Maxey (2020)	2nd (Coaches)	Karl Towns (MVP)	2015
				De'Aaron Fox	2017
SEC Player of the Year		SEC All-Defensive Team		Isaac Humphries	2017
John Wall	2010 (Coaches/AP)	Patrick Patterson	2010	Tyler Herro	2019
Anthony Davis	2012 (Coaches/AP)	DeAndre Liggins	2011	PJ Washington	2019
Tyler Ulis	2016 (Coaches/AP)	Anthony Davis	2012		
Malik Monk	2017 (AP)	Michael Kidd-Gilchrist	2012	SEC All-Tournament Team	
Immanuel Quickley	2020 (Coaches)	Nerlens Noel	2013	John Wall	2010
		Willie Cauley-Stein	2013	Eric Bledsoe	2010
SEC Defensive Player of the Year		Willie Cauley-Stein	2015	DeMarcus Cousins	2010
Anthony Davis	2012 (Coaches)	Tyler Ulis	2016	Darius Miller	2011
Nerlens Noel	2013 (Coaches)	Ashton Hagans	2019	Brandon Knight	2011
Willie Cauley-Stein	2015 (Coaches)	Ashton Hagans	2020	Josh Harrellson	2011
Tyler Ulis	2016 (Coaches)	Nick Richards	2020	Anthony Davis	2012
Ashton Hagans (shared)	2019 (Coaches)			Terrence Jones	2012
		Coaches' SEC All-Freshman Team		Aaron Harrison	2014
SEC Freshman(Coaches)/Newcomer (AP) of the Year		Eric Bledsoe	2010	Julius Randle	2014
DeMarcus Cousins	2010 (Coaches)	DeMarcus Cousins	2010	Willie Cauley-Stein	2015
John Wall	2010 (AP)	John Wall	2010	Aaron Harrison	2015
Terrence Jones	2011 (Coaches/AP)	Brandon Knight	2011	Andrew Harrison	2015
Anthony Davis	2012 (Coaches/AP)	Terrence Jones	2011	Jamal Murray	2016
Nerlens Noel	2013 (Coaches/AP)	Doron Lamb	2011	Tyler Ulis	2016
Julius Randle	2014 (Coaches/AP)	Anthony Davis	2012	Bam Adebayo	2017
Karl-Anthony Towns	2015 (Coaches/AP)	Michael Kidd-Gilchrist	2012	De'Aaron Fox	2017
Malik Monk	2017 (Coaches/AP)	Willie Cauley-Stein	2013	Dominique Hawkins	2017
Kevin Knox	2018 (Coaches)	Archie Goodwin	2013	Wenyen Gabriel	2018
Keldon Johnson	2019 (Coaches)	Nerlens Noel	2013	Shai Gilgeous-Alexander	2018
Tyler Herro	2019 (AP)	Alex Poythress	2013	Kevin Knox	2018
		Julius Randle	2014		
SEC Sixth Man of the Year		James Young	2014	SEC Tournament MVP	
Darius Miller	2012 (Coaches)	Devin Booker	2015	John Wall	2010
Kyle Wiltjer	2013 (Coaches)	Trey Lyles	2015	Darius Miller	2011
Devin Booker	2015 (Coaches)	Karl-Anthony Towns	2015	Willie Cauley-Stein	2015
		Tyler Ulis	2015	Tyler Ulis	2016
CoSIDA Academic All-America		Jamal Murray	2016	De'Aaron Fox	2017
Alex Poythress (2nd)	2016	Malik Monk	2017	Shai Gilgeous-Alexander	2018



COACH CALIPARI

30 is the new 20

After defeating Ole Miss 67-62 on Feb. 15, 2020, John Calipari secured his 26th consecutive on-court 20-win season. He leads all active coaches with that streak, ahead of Mike Krzyzewski (24), Bill Self (22) and Mark Few (21) who all hit the plateau last season as well.

With a Sweet 16 win over Houston in the 2019 NCAA Tournament, Calipari and the Cats clinched a 30-win season for the fifth time as UK's head coach. Calipari has 11 seasons with 30 or more on-court wins. Only Krzyzewski (15) and Roy Williams (12) have more 30-win seasons as an active head coach. Calipari is the first coach in NCAA Division I history to record five straight on-court 30-win seasons, notching 30 wins in consecutive seasons from 2005-06 to 2009-10.

There's No Place Like Home

Since his 1991-92 season at UMass, John Calipari-coached teams have posted a 395-35 (.919) record at home. At UK, Coach Cal is 185-14 (.930) in Rupp Arena.

In five of Calipari's 12 seasons at Kentucky, the Wildcats have posted an undefeated record at home, including a school-record 19-0 mark during the 2014-15 season.

Calipari owns both of UK's longest winning streaks in the arena. He began his career at UK with a 54-game winning streak at Rupp Arena. It was the longest winning streak since the arena opened in 1976. With a win over Georgia on Feb. 9, 2016, he secured the second-longest streak in the storied building at 34 games (which ended at 42).

	Coach	Streak (Yrs)
1.	John Calipari	54 (2010-13)
2.	John Calipari	42 (2014-17)
3.	Rick Pitino	33 (1992-94)
4.	Joe B. Hall	30 (1981-82)
5.	Rick Pitino	27 (1995-97)

Life Away From Home Isn't So Bad Either

As good as John Calipari's team's have been at home, they're pretty good in hostile environments on the road. Dating back to the 2005-06 season, Calipari has recorded a 110-49 (.692) record on the road. At neutral-site venues, Kentucky is 78-26 (.750) under Calipari.

Calipari at No. 1

John Calipari is one of just two coaches (Frank McGuire) to lead three programs to a No. 1 ranking. Calipari has led seven of his 12 UK teams to the No. 1 ranking and eight of his last 14 teams to the top (he's done it 10 times overall). When Coach Cal's teams are at the top, they're difficult to knock off:

- Calipari is 110-13 (.894) as the top-ranked Associated Press Top 25 coach in the country
- He's 69-8 (.896) when his team is atop the AP Top 25 as UK's head coach
- Calipari tallied a 32-4 mark at UMass at No. 1 and he was 9-1 at Memphis
- He (110) trails only Duke's Mike Krzyzewski (219) in active coaches with victories at No. 1
- Calipari has coached 123 career games as a No. 1 team, fourth most in NCAA history, trailing Krzyzewski (254), John Wooden (228) and Adolph Rupp (127)
- Among coaches who have owned a No. 1 ranking in at least 119 games, Calipari's winning percentage of .894 trails only Wooden (.952) and is ahead of active coach Krzyzewski (.862)
- Calipari is 6-4 vs. the AP top-ranked team in the land, including 3-2 at UK after defeating Michigan State in 2019-20
- According to ESPN, his .600 winning percentage against AP top-ranked teams is the best for any head coach

The Success Rate

John Calipari has graduated 100% of the players (20 of 20) who have been eligible to receive their diploma by the end of their senior years and exhausted their athletic eligibility. Of that group, Brad Calipari, Patrick Patterson, Jarrod Polson and Alex Poythress completed their degrees in three years.

In the NCAA's Academic Progress Rate, which measures eligibility, retention and graduation, Kentucky has posted a single-year Academic Progress Rate of 977 or higher in every season under Calipari, including a perfect 1,000 in six of the last seven single-year reports. UK's four-year composite score in the most recent report, which was released in May 2020, was a 994 out of 1,000, earning the team an NCAA academic award for the sixth year in a row for finishing in the top 10% of Division I men's basketball programs.

The Wildcats posted a 3.122 grade-point average in the 2020 fall term.

Dream Maker

As someone who prides himself on helping young men reach their dreams, John Calipari has helped 52 players earn selection in the NBA Draft during his college coaching career, including 41 in his first 11 seasons at Kentucky, more than any other coach.

- Four No. 1 overall selections (Derrick Rose, John Wall, Anthony Davis and Karl-Anthony Towns) during the nine drafts from 2008 to 2016. No other coach has more than three No. 1 picks
- In 2010, five of his UK players were selected in the first round for the first time in NBA history
- His six players in the 2012 and 2015 NBA drafts are the most in the two-round era
- Churned out 41 NBA Draft picks, 31 first-rounders (more than the entire Big Ten during the same time span), three No. 1 selections, seven top-five picks and 21 lottery picks at Kentucky
- Of the 66 players who have finished their college careers at Kentucky under Calipari (through the 2019-20 season), 41 have been selected in the NBA Draft, a 62.1% success rate. Another six of those made the NBA, and the majority of the rest were walk-ons
- Of the 28 players at UK who have declared for the NBA Draft after their freshman seasons, 26 have been first-round picks. All previous players (not including Maxey) have played game in the NBA. He is 30 for 32 in that regard when including his players from Memphis
- Only coach to produce the top two picks in the same draft (2012 - Anthony Davis and Michael Kidd-Gilchrist)
- Produced a top-10 pick in 12 straight drafts from 2008-19, the only school to do so during that time period

Recruiting Trail

The Wildcats have signed more top-25 players under John Calipari's leadership than any other school. Nearly a quarter of all Rivals' top-10 prospects nationally over the past 12 classes have signed with Coach Cal and the Cats. The following list does not include transfers (freshman signees only).

PLAYER (YEAR)	ESPN	RIVALS	247	MCD	JB
Daimion Collins ('21)	24	10	19		
Nolan Hickman ('21)	61	52	30		
Bryce Hopkins ('21)	32	30	39		
Devin Askew ('20)	26	33	37		Y
Brandon Boston Jr. ('20)	7	5	6	Y	Y
Terrence Clarke ('20)	10	8	10	Y	Y
Cam'Ron Fletcher ('20)	61	49	80		
Isaiah Jackson ('20)	34	28	34		Y
Lance Ware ('20)	46	36	43		
Kareem Watkins ('20)	NR@	NR@	NR@		
Dontaie Allen ('19)	NR	68	98		
Keion Brooks Jr. ('19)	36	29	14		Y
Brennan Canada ('19)	NR@	NR@	NR@		
Johnny Juzang ('19)	30	34	31		
Tyrese Maxey ('19)	13	10	10	Y	Y
Kahlil Whitney ('19)	12	14	11	Y	Y
Ashton Hagans ('18)	20	13	12		
Tyler Herro ('18)	30	36	38		Y
Keldon Johnson ('18)	7	15	18	Y	Y
EJ Montgomery ('18)	14	11	6	Y	Y
Zan Payne ('18)	NR	NR	NR		
Immanuel Quickley ('18)	25	22	19	Y	
Jemarl Baker Jr. ('17)	66	82	90		
Hamidou Diallo ('17)	11~	10~	11		
Shai Gilgeous-Alexander ('17)	35	34	20		
Quade Green ('17)	24	22	33	Y	Y
Kevin Knox ('17)	10	10	18	Y	Y
Nick Richards ('17)	17	17	15	Y	Y
Jarrod Vanderbilt ('17)	19	14	12	Y	Y
PJ Washington ('17)	12	15	9	Y	Y
Bam Adebayo ('16)	5	7	12	Y	Y
Brad Calipari ('16)	NR	NR	NR		
De'Aaron Fox ('16)	6	6	6	Y	Y
Wenyen Gabriel ('16)	14	13	14		Y
Sacha Killeya-Jones ('16)	24	24	25	Y	
Malik Monk ('16)	9	9	10	Y	Y
Tai Wynyard ('16)	NR	NR	NR		
Isaiah Briscoe ('15)	13	10	16	Y	Y
Jonny David ('15)	NR@	NR@	NR@		
Isaac Humphries ('15)	49	NR^	62		
Skal Labissiere ('15)	2	1	2		Y
Charles Matthews ('15)	42	48	74		Y
Jamal Murray ('15)	NA^	9	10		
Devin Booker ('14)	18	29	22	Y	Y
Trey Lyles ('14)	6	13	17	Y	Y
Karl-Anthony Towns ('14)	9	5	2	Y	Y
Tyler Ulis ('14)	25	21	20	Y	Y
EJ Floreal ('13)	NR@	NR@	NR@		
Aaron Harrison ('13)	9	7	5	Y	Y
Andrew Harrison ('13)	5	5	3	Y	Y
Dominique Hawkins ('13)	NR	NR	151		
Dakari Johnson ('13)	7	9	8	Y	Y
Marcus Lee ('13)	25	19	14	Y	Y
Julius Randle ('13)	3	2	2	Y	Y
Derek Willis ('13)	NR	115	58		
James Young ('13)	8	11	10	Y	Y
Archie Goodwin ('12)	15	14	18	Y	Y
Willie Cauley-Stein ('12)	40	40	47		
Nerlens Noel ('12)	1	2	1		Y
Alex Poythress ('12)	13	8	7	Y	Y
Anthony Davis ('11)	1	2	1	Y	Y
Michael Kidd-Gilchrist ('11)	4	3	2	Y	Y
Sam Malone ('11)	NR@	NR@	NR@		
Brian Long ('11)	NR@	NR@	NR@		
Marquis Teague ('11)	8	5	6	Y	Y
Kyle Wiltjer ('11)	19	22	21	Y	Y
Terrence Jones ('10)	9	13	8*	Y	Y
Enes Kanter ('10)	25	3	3*		
Brandon Knight ('10)	4	6	6*	Y	Y
Doron Lamb ('10)	29	21	28*	Y	Y
Jarrod Polson ('10)	NR@	NR@	NR*@		
Stacey Poole, Jr. ('10)	51	33	67*		
Eric Bledsoe ('09)	NR	23	37*		
DeMarcus Cousins ('09)	4	2	3*	Y	Y
Jon Hood ('09)	92	40	46*		
Daniel Orton ('09)	13	22	17*		Y
John Wall ('09)	5	1	2*		Y

Top-10 Players	23	26	25
Top-25 Players	45	47	47
Top-50 Players	57	61	60
McDonald's All-Americans			37
Jordan Brand Classic All-Americans			44

* Scout.com ranking | ~ final ranking in the 2017 class before early enrollment | ^ reclassified after final rankings were released @ originally joined team as walk-on



COACH CALIPARI

- Seven of his former players have been named NBA All-Stars (23 total), five have been tabbed All-NBA, three have been named NBA Rookie of the Year, and 14 players from Calipari's first 10 teams at Kentucky have made the NBA All-Rookie teams. Derrick Rose was named NBA MVP in 2011 and Anthony Davis won NBA All-Star MVP honors in 2017

Developing Talent

John Calipari hasn't just signed the best talent in the country while he's been at Kentucky; he's been the best at developing that talent and getting it ready for the next level. Of the 39 top-25 Rivals.com players Kentucky has signed who have completed their college eligibility at UK, 33 were drafted and 26 were selected in the first round. But that's only half the story. Calipari's players don't just make it to the pros; they're better prepared than anyone else. The proof is in the numbers.

Entering the 2020-21 NBA season, Calipari's NBA pros had amassed nearly \$3 billion in career NBA contracts, which doesn't include endorsement deals and overseas contracts. Of his UK players in the NBA, they have nearly \$2.6 billion in career contracts.

There's more: Of UK's 21 lottery picks in the Calipari era, 16 have earned second contracts in the NBA with nine of them cashing in on max contracts. Of the four who haven't earned second contracts, all have been drafted in the last five years and still on their rookie deal. Over the last 11 years, there have been 27 lottery picks who earned max contracts in the NBA. Nine of them attended Kentucky.

Double-Digit Win Streaks

John Calipari's teams have posted 19 streaks of 10 or more wins at Kentucky, Memphis and UMass, including seven at UK. They have won 15 or more straight games nine times, 20 or more six times, 25 or more five times, and 30 or more one time. Of course, the most famous streak was the 38-0 start during the 2014-15 season.

1. 38 Kentucky, 2014-15	6. 24 Kentucky, 2011-12	T10. 14 UMass, 1991-92	T16. 10 Kentucky, 2018-19
2. 27 Memphis, 2008-09	7. 19 Kentucky, 2009-10	T12. 12 Memphis, 2007-08	T16. 10 Kentucky, 2010-11
T3. 26 Memphis, 2007-08	8. 16 UMass, 1994-95	T12. 12 Memphis, 2002-03	T16. 10 Memphis, 2001-02
T3. 26 UMass, 1995-96	9. 15 Memphis, 2005-06	T12. 12 UMass, 1992-93	T16. 10 UMass, 1993-94
5. 25 Memphis, 2006-07	T10. 14 Kentucky, 2016-17	15. 11 Memphis, 2003-04	

Calipari Knows Defense

Defense has always been a staple of John Calipari-coached teams. Dating back to complete NCAA records beginning in 2001-02, Calipari's teams have been among national leaders in several critical defensive categories. Rankings are through games on Jan. 16.

Year	FG% Def.	3PT FG% Def.	Rebound Margin	Scoring Margin	Blocks
2001-02 (UM)	13th (39.5)	N/A (29.3)	11th (+6.6)	15th (+11.2)	54th (4.4)
2002-03 (UM)	28th (40.6)	N/A (29.3)	44th (+4.1)	32nd (+8.0)	26th (5.1)
2003-04 (UM)	34th (40.5)	N/A (35.8)	58th (+3.4)	48th (+7.1)	20th (5.0)
2004-05 (UM)	4th (38.4)	N/A (32.7)	75th (+2.9)	62nd (+5.9)	13th (5.4)
2005-06 (UM)	2nd (38.0)	N/A (30.3)	9th (+6.7)	5th (+14.6)	8th (6.4)
2006-07 (UM)	12th (39.0)	N/A (31.3)	28th (+5.3)	5th (+5.8)	12th (5.9)
2007-08 (UM)	12th (39.1)	N/A (30.2)	16th (+6.2)	2nd (+18.0)	8th (6.1)
2008-09 (UM)	1st (37.1)	10th (30.0)	19th (+6.1)	2nd (+16.3)	7th (6.0)
2009-10 (UK)	3rd (37.8)	47th (31.3)	4th (+8.1)	6th (+14.3)	4th (7.2)
2010-11 (UK)	15th (39.4)	59th (32.4)	60th (+3.6)	13th (+11.4)	3rd (6.3)
2011-12 (UK)	1st (37.4)	67th (31.8)	12th (+6.8)	1st (+16.8)	1st (8.6)
2012-13 (UK)	30th (39.2)	104th (32.4)	48th (+4.3)	48th (+8.2)	3rd (6.6)
2013-14 (UK)	59th (41.1)	67th (32.2)	2nd (+9.4)	43rd (+8.2)	13th (5.9)
2014-15 (UK)	1st (35.4)	3rd (27.1)	15th (+6.8)	1st (+20.1)	2nd (6.9)
2015-16 (UK)	24th (39.7)	75th (32.6)	39th (+5.2)	17th (+11.4)	6th (5.8)
2016-17 (UK)	98th (42.4)	12th (30.6)	39th (+4.7)	9th (+13.4)	15th (5.3)
2017-18 (UK)	14th (40.4)	4th (30.1)	40th (+5.1)	68th (+6.5)	31st (4.8)
2018-19 (UK)	19th (40.0)	189th (34.3)	4th (+9.4)	21st (+11.1)	21st (4.8)
2019-20 (UK)	20th (39.4)	58th (30.7)	58th (+4.2)	40th (+8.3)	17th (4.9)
2020-21 (UK)	84th (40.8)	120th (31.7)	115th (+3.0)	225th (-1.1)	2nd (6.3)

Calipari Nearly Perfect vs. Former Assistants

John Calipari has made it known that he doesn't enjoy coaching against friends. That hasn't stopped him from winning anyway. Calipari is 17-1 all-time when coaching against former assistants. He suffered his first and only loss to a former assistant against former Memphis assistant Josh Pastner, now the head coach of Georgia Tech, on Dec. 6, 2020.

Orlando Antigua - 1-0	Tony Barbee - 8-0	Bruiser Flint - 2-0
Derek Kellogg - 1-0	Chuck Martin - 2-0	Josh Pastner - 1-1
Steve Roccaforte - 2-0		

#LaFamilia NBA Awards

NBA Player of the Year Derrick Rose	2011	All-NBA Rookie Team Tyler Herro (2nd) PJ Washington (2nd)	2020 2020	Anthony Davis (2nd) John Wall (2nd) Marcus Camby (1st)	2015 2015 2008	Anthony Davis John Wall Derrick Rose	2014 2014 2012
NBA Rookie of the Year Karl-Anthony Towns Tyreke Evans Derrick Rose	2016 2010 2009	Shai Gilgeous-Alexander (2nd) Jamal Murray (2nd) Karl-Anthony Towns (1st)	2019 2017 2016	Marcus Camby (1st) Karl-Anthony Towns (2nd) Marcus Camby (2nd)	2007 2006 2005	Derrick Rose Derrick Rose Derrick Rose	2011 2011 2010
NBA Defensive Player of the Year Marcus Camby	2007	Devin Booker (1st) Willie Cauley-Stein (2nd) Nerlens Noel (1st)	2016 2016 2015	NBA All-Star Team Bam Adebayo Devin Booker		All-Star Game MVP Anthony Davis	2017
NBA Cares Community Assist Award DeMarcus Cousins John Wall	2017 2016	Michael Kidd-Gilchrist (2nd) Brandon Knight (1st) DeMarcus Cousins (1st)	2013 2012 2011	Anthony Davis Karl-Anthony Towns DeMarcus Cousins	2020 2019 2018	Rising Stars Challenge MVP Jamal Murray John Wall Tyreke Evans	2017 2011 2010
All-NBA Team Anthony Davis (1st) Anthony Davis (1st) Karl-Anthony Towns (3rd) Anthony Davis (1st) John Wall (3rd)	2020 2018 2018 2017 2017	Eric Bledsoe (2nd) Tyreke Evans (1st) Derrick Rose (1st) Marcus Camby (1st)	2011 2010 2010 1997	DeMarcus Cousins Anthony Davis John Wall DeMarcus Cousins	2018 2018 2017 2016	Slam Dunk Contest Winner Hamidou Diallo John Wall	2019 2014
DeMarcus Cousins (2nd) Anthony Davis (1st) DeMarcus Cousins (2nd) Derrick Rose (1st) Derrick Rose (1st)	2016 2015 2015 2012 2011	All-NBA Defensive Team Bam Adebayo (2nd) Anthony Davis (1st) Eric Bledsoe (2nd)	2020 2020 2020	Anthony Davis John Wall DeMarcus Cousins	2016 2016 2015	3-Point Contest Winner Devin Booker	2018
		Eric Bledsoe (1st) Anthony Davis (1st) Anthony Davis (2nd)	2019 2018 2017	John Wall DeMarcus Cousins John Wall	2016 2015 2015	Skills Challenge Winner Bam Adebayo Karl-Anthony Towns	2020 2016



COACH CALIPARI

A “players-first” coach with a penchant for helping people reach their dreams, John Calipari, a Naismith Memorial Basketball Hall of Famer, has guided six teams to the Final Four, led one to a national championship and helped 52 players earn selection in the NBA Draft during his 28-year college coaching career.

Calipari guided Kentucky to its eighth national championship and his first national title in 2012. In becoming only the second coach in NCAA history to lead three different schools to the Final Four, he has racked up nearly 800 on-court victories, 20 NCAA Tournament on-court appearances, six Final Fours and numerous national coach of the year honors.

From UMass to Memphis and now Kentucky, Calipari’s career has been successful throughout, but his most recent run in Lexington has been the best stretch of his career. During Calipari’s first 11 seasons at UK, he’s led all coaches in NCAA Tournament wins (31), Final Fours (four), Elite Eights (seven) and Sweet 16s (eight). He’s in the top three in total wins (330) in that time span.

In 2015, Coach Cal led college basketball’s first ever 38-0 team, and became one of just three coaches to make four Final Fours in a five-year span. At the end of the season, Calipari became the 96th coach to join the Naismith Memorial Basketball Hall of Fame.

While building a program out of obscurity at Massachusetts, laying the foundation at Memphis and restoring luster at the sport’s greatest program at Kentucky, he totaled the second-most wins in NCAA history in the first 20 years of a college coaching career.

Quite honestly, though, Calipari’s on-court success overshadows a much more significant picture.

In his goal to lead a players-first program, he has helped more than 50 young men realize their dreams and reach the NBA level with 52 players earning NBA Draft selections, including a record five first-round draft picks in 2010. Two years later, six Wildcats heard their names called at the 2012 draft, the most in the two-round draft era. UK, with Calipari’s help, would tie those six picks again in 2015, including a record-tying four lottery selections. His four No. 1 overall picks are more than any other coach, and he’s had 41 players drafted during his first 11 years at Kentucky, including 31 first-round picks, more than the entire Big Ten combined in that time span.

Calipari’s players have entered the league NBA-ready. His players have garnered 23 All-Star selections, with Anthony Davis winning the game’s MVP honor in 2017. Derrick Rose was named NBA MVP in 2011. Five of his players have been tabbed All-NBA, three have been named NBA Rookie of the Year, and 14 players from Calipari’s first 10 teams at Kentucky have made the NBA All-Rookie teams.

Much like he did at UMass, where his players graduated at nearly 80%, Calipari has stressed academics. Fifteen of his last 18 seniors at Memphis earned their bachelor’s degrees, and all 18 players at UK who were eligible to graduate by the end of their senior years walked away with a diploma in hand, including four players who earned their degree in just three years. Calipari’s teams routinely have posted a combined team grade-point average of 3.0 or better.

Calipari has raised millions of dollars to help the lives of those in need in the Commonwealth and beyond. He has had a particular passion to assist those impacted by natural disasters. For instance, in 2010, he used a telethon to raise more than \$1 million for victims of the devastating earthquake in Haiti. He followed that up with telethons in 2012, raising \$1 million for victims of Superstorm Sandy, and in 2017, for victims of Hurricane Harvey.

Calipari launched his foundation in 2012, and since then the foundation has worked with several key partners and donated more than \$1.5 million, a figure that does not include matching funds that have been contributed from individuals and corporations. In 2013, Calipari initiated hosting an annual alumni weekend around his basketball fantasy experience with the intent to raise money for charity. After generating \$350,000 for selected organizations and charities during the inaugural game, the weekend has generated millions of dollars for charity since its inception.

In 2019, when federal workers were without pay due to a government shutdown, he, his wife and his foundation assisted workers with financial help and grocery gift cards. He and his wife, Ellen, teamed up with Fayette County Public Schools to help families in need during the COVID-19 pandemic.

His latest efforts include spearheading the creation of the John McLendon Minority Leadership Initiative, a nationwide coach-driven initiative to provide minorities a jump-start to their careers through practical experiences, opportunities to build their network and instilling the values of John McLendon: integrity, education, leadership and mentorship. Participants in the initiative will be known as MLI Future Leaders.

In 2017, Coach Cal was named the head coach of the 2017 USA Basketball Men’s U19 World Cup Team, which finished third at the 2017 FIBA U19 World Cup in Cairo.

Author of five books, including the New York Times Best Seller “Players First: Coaching from the Inside Out,” Calipari is a master of communication and maximizing talent. He lives by the motto that “it’s never a matter of how far you have fallen, but instead it’s about how high you bounce back.”



BIOGRAPHICAL INFORMATION

Date of Birth: Feb. 10, 1959 | **Wife:** Ellen
Children: Erin, Megan, Brad

Education

Clarion State (1982)

Head Coaching Experience

University of Massachusetts (1989-96)

New Jersey Nets (NBA) (1997-99)

University of Memphis (2001-09)

University of Kentucky (2010-present)

COACHING AWARDS

- NABC District 20 Coach of the Year
- USBWA District IV Coach of the Year
- 2020 SEC Coach of the Year (Coaches)
- 2019 *The Sporting News* Coach of the Decade
- 2018 Naismith Hall of Fame 'Service Above Self' Honoree
- 2018 NABC Metropolitan Award
- 2015 Naismith Memorial Basketball Hall of Fame Inductee
- 2015 AP National Coach of the Year
- 2015 Naismith National Coach of the Year
- 2015 NABC National Coach of the Year
- 2015 *The Sporting News* National Coach of the Year
- 2015 Adolph Rupp National Coach of the Year
- 2015 SEC Coach of the Year (AP/Coaches)
- 2015 USBWA District IV Coach of the Year
- 2012 Nell & John Wooden Coach of the Year Leadership Award
- 2012 Naismith National Coach of the Year Finalist
- 2012 SEC Coach of the Year (AP/Coaches)
- 2010 Adolph Rupp National Coach of the Year
- 2010 Naismith National Coach of the Year Finalist
- 2010 SEC Coach of the Year (AP)
- 2010 *Sporting News* SEC Coach of the Year
- 2010 Yahoo! Sports SEC Coach of the Year
- 2010 USBWA District IV Coach of the Year
- 2009 NABC National Co-Coach of the Year
- 2009 *Sports Illustrated* National Coach of the Year
- 2009 Phelan National Coach of the Year
- 2009 Iba National Coach of the Year Finalist
- 2009 C-USA Coach of the Year
- 2008 Naismith National Coach of the Year
- 2008 C-USA Coach of the Year
- 2008 Iba National Coach of the Year Finalist
- 2008 Phelan National Coach of the Year Finalist
- 2007 Phelan National Coach of the Year Finalist
- 2007 USBWA District IV Coach of the Year
- 2007 *Basketball Times* South Region Coach of the Year
- 2006 C-USA Coach of the Year
- 2004 NABC District 7 Coach of the Year
- 1996 Naismith National Coach of the Year
- 1996 NABC National Coach of the Year
- 1996 *The Sporting News* National Coach of the Year
- 1996 Atlantic 10 Coach of the Year
- 1995 Naismith National Coach of the Year Finalist
- 1994 Naismith National Coach of the Year Finalist
- 1994 Atlantic 10 Coach of the Year
- 1993 USBWA District I Coach of the Year
- 1993 Atlantic 10 Coach of the Year
- 1992 Eastern Basketball Coach of the Year



COACH CALIPARI

NCAA DIVISION I ACTIVE WINNINGEST COACHES

(On-court by percentage - min. 10 yrs. at Division I level)

NO.	COACH/TEAM	YRS.	PCT.
1.	Mark Few/Gonzaga	21	.828
2.	John Calipari/Kentucky	28	.781
3.	Roy Williams/UNC	32	.778
4.	Mike Krzyzewski/Duke	45	.768
	Bill Self/Kansas	27	.768

*numbers at the conclusion of the 2019-20 season

SINCE 2005-06 ...

Since the 2005-06 season, John Calipari's on-court record ranks him as the winningest coach. Totals through games on Jan. 16.

COACH	RECORD
1. John Calipari	471-99
2. Bill Self	464-96
3. Mark Few	454-87
4. Mike Krzyzewski	441-107
5. Roy Williams	423-141

MISCELLANEOUS ON-COURT RECORDS

Overall On-Court Record: 779-225 (.776)
March/April Record: 164-48 (.774)
NCAAT Record: 56-19 (.747)
Record in Conference Games: 362-109 (.769)
Record in Conference Tournament: 57-12 (.826)

- Calipari owns the NCAA's most single-season wins with 38, tying his own record (Memphis in '08 and UK in '12) in 2015 with 38 wins. He owns the most single-season wins at UMass, Memphis and UK
- Calipari is the winningest coach in NCAA Division I history for a five-year span with 173 victories (2008-12)
- Calipari is the first coach in NCAA Division I history to record five straight on-court 30-win seasons. Memphis hit the 30-win plateau from 2006-09
- Calipari is one of only two coaches (Rick Pitino) to lead three different schools to a Final Four
- Calipari is one of only three coaches (John Wooden, Mike Krzyzewski) to go to four Final Fours in five seasons
- Calipari has advanced to the Sweet 16 in 12 of the last 14 NCAA Tournaments and the Elite Eight in 10 of the last 14
- Calipari started with a 54-0 record in Rupp Arena as head coach of the Wildcats
- Calipari has helped 41 players earn selection in the NBA Draft (31 first-round picks) over the last 11 seasons
- Calipari has more wins (327) in a 10-year period (2006-15) than any other coach in college basketball history
- Calipari is the fourth-fastest NCAA Division I men's basketball coach to reach 300 victories at a single school
- Calipari's 31 combined regular season and tournament league titles trail only Mark Few (35) of Gonzaga for the most among active coaches
- Calipari became the fourth-fastest coach to 700 on-court wins, behind Adolph Rupp, Jerry Tarkanian and Roy Williams
- Calipari has the second-most wins in school history, behind only Adolph Rupp
- Calipari's 31 NCAA Tournament wins are the most in school history. Rupp had 30

CAL IN CONFERENCE

SEC COACHES	CONFERENCE CHAMPIONSHIPS	Tournament Championships	Conference Coach of the Year
Nate Oats, Alabama	2	3	2
Eric Musselman, Arkansas	3	1	1
Bruce Pearl, Auburn	8	3	7
Michael White, Florida	3	0	3
Tom Crean, Georgia	3	0	3
John Calipari, Kentucky	16	15	10
Will Wade, LSU	1	0	1
Cuonzo Martin, Missouri	1	0	1
Kermit Davis, Ole Miss	7	4	4
Ben Howland, Mississippi State	7	4	3
Frank Martin, South Carolina	0	0	1
Rick Barnes, Tennessee	4	1	6
Buzz Williams, Texas A&M	1	0	0
Jerry Stackhouse, Vanderbilt	0	0	0
TOTALS	56	31	42

CALIPARI VS. ALL OPPONENTS

Abilene Christian 1-0	Furman 1-0	Mount St. Mary's 1-0	St. Joseph's 15-5
Alabama 17-5	George Mason 1-0	Murray State 1-0	St. Mary's 1-0
Albany 1-0	George Washington 8-9	Nevada 1-0	St. Peter's 1-0
Arizona 1-1	Georgetown 2-1	New Hampshire 5-0	Stanford 3-2
Arizona State 2-1	Georgia 19-2	New Mexico 1-0	Stephen F. Austin 1-0
Arkansas 13-6	Georgia Tech 2-2	New Orleans 1-0	Stony Brook 1-0
Arkansas-Little Rock 3-0	Gonzaga 4-0	NJIT 1-0	Syracuse 3-2
Arkansas-Pine Bluff 1-0	Grand Canyon 1-0	North Carolina 7-4	TCU 7-1
Arkansas State 4-0	Hampton 1-0	North Carolina State 1-0	Temple 13-11
Auburn 12-5	Hartford 2-0	North Dakota 1-0	Tennessee 17-12
Austin Peay 6-1	Harvard 2-0	North Texas 1-0	Tennessee State 1-0
Baylor 1-2	Hofstra 1-0	Northeastern 3-1	Tennessee Tech 1-0
Belmont 2-0	Holy Cross 4-1	Northern Kentucky 2-0	Texas 2-2
Boise State 1-0	Houston 17-3	Northwestern State 1-0	Texas A&M 10-3
Boston 7-1	Howard 1-0	Notre Dame 2-2	Texas Tech 1-0
Boston College 2-0	Illinois 1-1	Oakland 1-0	Towson State 1-0
Bradley 1-0	Illinois State 1-0	Ohio State 1-3	Troy 1-0
Bucknell 1-0	Indiana 3-2	Oklahoma 5-1	Tulane 16-0
Buffalo 3-0	Iowa 0-1	Oklahoma State 0-2	Tulsa 11-1
BYU 1-0	Iowa State 2-0	Old Dominion 2-0	UAB 15-3
Cal State Northridge 1-0	Jackson State 2-0	Ole Miss 16-4	UCF 5-0
Canisius 1-0	Kansas 4-7	Oral Roberts 1-0	UCLA 4-4
Central Conn. St. 2-0	Kansas State 2-1	Oregon State 1-0	UIC 1-0
Charlotte 2-3	Keene State 1-0	Pennsylvania 3-0	UNC Asheville 2-0
Chattanooga 2-0	Kentucky 2-4	Penn State 4-4	UNC Greensboro 2-0
Christian Brothers 2-0	La Salle 3-0	Pepperdine 1-0	UNC Wilmington 1-0
Cincinnati 6-7	Lafayette (Pa.) 1-0	Pittsburgh 2-1	USF 10-1
Cleveland State 4-0	Lamar 5-0	Portland 3-0	Utah 2-2
Coastal Carolina 1-0	LIU-Brooklyn 1-0	Princeton 2-0	Utah Valley 2-0
Colorado 1-1	Lipscomb 1-0	Providence 3-1	UTEP 5-0
Colorado State 0-1	Long Beach State 1-0	Purdue 2-1	UT Arlington 3-0
Columbia 1-0	Louisiana Tech 1-1	Radford 1-0	UT Martin 5-0
Connecticut 2-5	Louisville 17-8	Rhode Island 16-2	Valparaiso 1-0
Coppin State 1-0	Loyola 1-0	Rice 4-0	Vanderbilt 20-4
Cornell 1-0	Lowell 2-1	Richmond 1-1	Vermont 3-0
Dartmouth 1-0	LSU 12-3	Rider 1-0	Villanova 2-0
Davidson 1-0	Manhattan 2-0	Robert Morris 1-1	Virginia 0-1
Dayton 1-0	Marist 2-0	Rutgers 11-4	Virginia Tech 3-0
DePaul 4-2	Marquette 3-1	Saint Louis 4-3	VMI 1-0
Detroit 1-0	Marshall 6-0	Sam Houston State 1-0	Wake Forest 2-1
Drexel 2-0	Maryland 5-3	Samford 3-0	Washington 1-0
Duke 1-3	Massachusetts 1-0	Santa Clara 1-0	West Virginia 13-7
Duquesne 12-4	Memphis 1-0	Savannah State 1-0	Western Kentucky 2-0
East Carolina 7-0	Miami (Fla.) 0-1	Seton Hall 1-1	Wichita State 2-0
East Tennessee State 4-0	Miami (Ohio) 2-0	Siena 4-0	Winthrop 3-0
Eastern Kentucky 4-0	Michigan 1-0	SMU 7-0	Wisconsin 1-1
Eastern Michigan 2-0	Michigan State 3-1	South Carolina 14-4	Wofford 2-0
Evansville 0-1	Middle Tennessee 3-0	Southern Cal 2-0	Wright State 1-0
Fairfield 1-0	Milwaukee 1-0	South Connecticut 1-0	Xavier 2-2
Fairleigh Dickinson 1-0	Mississippi State 16-0	Southeastern Louisiana 3-0	Yale 1-0
Florida 20-8	Mississippi Valley St. 1-0	Southern Illinois 1-0	
Florida State 1-1	Missouri 10-3	Southern Miss 15-4	
Florida Tech 0-1	Monmouth 2-0	Southwest Texas St. 1-0	
Fordham 5-0	Montana State 1-0	St. Bonaventure 17-1	
Fort Wayne 1-0	Morehead State 3-0	St. John's 1-0	



INDIVIDUAL GAME RECORDS CAL ERA

MOST POINTS

Pts.	Player vs. Opponent	Date
47	Malik Monk vs. North Carolina	12/17/16
39	De'Aaron Fox vs. UCLA	3/24/17
37	Malik Monk vs. GEORGIA	1/31/17
35	Jamal Murray vs. FLORIDA	2/6/16
35	Terrence Jones vs. AUBURN	1/11/11
34	Kevin Knox at West Virginia	1/27/17
34	Malik Monk at Ole Miss	12/29/16
33	Malik Monk vs. FLORIDA	2/25/17
33	Jamal Murray at Vanderbilt	2/27/16
33	Jamal Murray vs. Ohio State	12/19/15
32	Doron Lamb vs. WINTHROP	12/22/10
30	Immanuel Quickley at Texas A&M	2/25/20
30	Shai Gilgeous-Alexander vs. VANDERBILT	1/30/18
30	Tyler Ulis vs. Texas A&M	3/13/16
30	Brandon Knight vs. West Virginia	3/19/11

SEC: 37, Malik Monk vs. GEORGIA, 1/31/17

Postseason: 39, De'Aaron Fox vs. UCLA, 3/24/17

SEC Tourney: 30, Tyler Ulis vs. Texas A&M, 3/13/16

NCAA Tourney: 39, De'Aaron Fox vs. UCLA, 3/24/17

Rupp Arena: 37, Malik Monk vs. GEORGIA, 1/31/17

On the Road: 34, Kevin Knox at West Virginia, 1/27/17

Neutral: 47, Malik Monk vs. North Carolina, 12/17/16

SEC Road: 34, Malik Monk at Ole Miss, 12/29/16

Ranked Opp.: 47, Malik Monk vs. North Carolina, 12/17/16

Freshman: 47, Malik Monk vs. North Carolina, 12/17/16

Sophomore: 30, Immanuel Quickley at Texas A&M, 2/25/20

Junior: 27, Nick Richards vs. MISSISSIPPI STATE, 2/4/20

Senior: 25, Alex Poythress at Alabama, 1/19/16

Opener: 26, Tyrese Maxey vs. Michigan State, 11/5/19

SEC Opener: 34, Malik Monk at Ole Miss, 12/29/16

***In some cases, the most recent occurrence is listed*

MOST POINTS IN AN SEC GAME

Pts.	Player vs. Opponent	Date
37	Malik Monk vs. GEORGIA	1/31/17
35	Jamal Murray vs. FLORIDA	2/6/16
35	Terrence Jones vs. AUBURN	1/11/11
34	Malik Monk at Ole Miss	12/29/16
33	Malik Monk vs. FLORIDA	2/25/17
33	Jamal Murray at Vanderbilt	2/27/16
30	Immanuel Quickley at Texas A&M	2/25/20
30	Shai Gilgeous-Alexander vs. VANDERBILT	1/30/18
29	Tyler Herro vs. ARKANSAS	2/26/19
28	Jamal Murray vs. TENNESSEE	2/18/16
28	Anthony Davis vs. VANDERBILT	2/25/12

MOST POINTS IN A HALF

Pts.	Player vs. Opponent	Date
30	Malik Monk ² vs. FLORIDA	2/25/17
27	Malik Monk ² vs. North Carolina	12/17/16
27	Jamal Murray ² vs. Ohio State	12/19/15
25	Nick Richards ² vs. MISSISSIPPI STATE	2/4/20
24	De'Aaron Fox ² vs. UCLA	3/24/17
24	Malik Monk ² at Ole Miss	12/29/16
23	Malik Monk ² vs. GEORGIA	1/31/17
23	Julius Randle ² vs. Michigan State	11/12/13
22	Immanuel Quickley ² vs. FLORIDA	2/22/20
22	Terrence Jones ² vs. AUBURN	1/11/11
22	Eric Bledsoe ² vs. MOREHEAD STATE	11/13/09

1 / First Half; 2 / Second Half

MOST POINTS OFF THE BENCH

Pts.	Player vs. Opponent	Date
35	Terrence Jones vs. AUBURN	1/11/11
32	Doron Lamb vs. WINTHROP	12/22/10
28	PJ Washington vs. Auburn	3/31/19
27	Malik Monk vs. VANDERBILT	2/28/17
26	Tyrese Maxey vs. Michigan State	11/5/19
26	Kyle Wiltjer at Ole Miss	1/29/13
24	Shai Gilgeous-Alexander vs. LOUISVILLE	12/29/17
24	Kyle Wiltjer vs. LOYOLA	12/22/11
24	Doron Lamb at North Carolina	12/4/10
23	Dontaie Allen at Mississippi State	1/2/21
23	Immanuel Quickley vs. MISSOURI	1/4/20
23	Wenyen Gabriel vs. Alabama	3/10/18
23	Kyle Wiltjer vs. LIPSCOMB	12/15/12

MOST 3-POINTERS MADE

3's	Player vs. Opponent	Date
8	Immanuel Quickley at Texas A&M	2/25/20
8	Malik Monk vs. North Carolina	12/17/16
8	Jamal Murray vs. FLORIDA	2/6/16
8	Eric Bledsoe vs. ETSU	3/18/10

MOST FREE THROWS

Fts	Player vs. Opponent	Date
14	Olivier Sarr vs. VANDERBILT	1/5/21
14	Immanuel Quickley vs. MISSISSIPPI STATE	2/4/20
14	Tyler Ulis at Arkansas	1/21/16
13	Nick Richards vs. MISSISSIPPI STATE	2/4/20
13	Keldon Johnson vs. TENNESSEE STATE	11/23/18
13	De'Aaron Fox vs. UCLA	3/24/17
13	Julius Randle at Ole Miss	2/18/14
13	Julius Randle vs. BELMONT	12/21/13

MOST REBOUNDS

Rebs	Player vs. Opponent	Date
19	Nick Richards vs. SOUTHERN ILLINOIS	11/9/18
19	Michael Kidd-Gilchrist vs. LOUISVILLE	12/31/11

18	PJ Washington vs. VMI	11/18/18
18	Bam Adebayo vs. Northern Kentucky	3/17/17
18	Anthony Davis vs. CHATTANOOGA	12/17/11
18	DeMarcus Cousins vs. LOUISVILLE	1/2/10
18	Patrick Patterson vs. RIDER	11/21/09
18	DeMarcus Cousins vs. SAM HOUSTON STATE	11/19/09
17	Keldon Johnson vs. AUBURN	2/23/19
17	Terrence Jones vs. Notre Dame	12/8/10
17	Terrence Jones at Washington	11/23/10
16	Wenyen Gabriel vs. AUBURN	1/14/17
16	Julius Randle vs. LSU	3/14/14
16	Julius Randle vs. UNC ASHEVILLE	11/8/13
16	Nerlens Noel vs. BAYLOR	12/1/12
16	Anthony Davis vs. Kansas	4/2/12
16	Anthony Davis vs. LITTLE ROCK	1/3/12

SEC: 17, Keldon Johnson vs. AUBURN, 2/23/19

Postseason: 18, Bam Adebayo vs. NKU, 3/17/17

SEC Tourney: 16, Julius Randle vs. LSU, 3/14/14

NCAA Tourney: 18, Bam Adebayo vs. NKU, 3/17/17

Rupp Arena: 19, Nick Richards vs. SOUTHERN ILLINOIS, 11/9/18

On the Road: 17, Terrence Jones at Washington, 11/23/10

SEC Road: 15, Bam Adebayo at Missouri, 2/21/17

Ranked Opp.: 19, Michael Kidd-Gilchrist vs. LOUISVILLE, 12/31/11

Freshman: 19, Michael Kidd-Gilchrist vs. LOUISVILLE, 12/31/11

Sophomore: 19, Nick Richards vs. SOUTHERN ILLINOIS, 11/9/18

Junior: 18, Patrick Patterson vs. RIDER, 11/21/09

Senior: 14, Josh Harrellson at Arkansas, 2/23/11

Opener: 16, Julius Randle vs. UNC ASHEVILLE, 11/8/13

SEC Opener: 13, Lance Ware at Mississippi State, 1/2/21

***In some cases, the most recent occurrence is listed*

MOST OFFENSIVE REBOUNDS

Rebs	Player vs. Opponent	Date
9	Nick Richards vs. SOUTHERN ILLINOIS	11/9/18
9	Willie Cauley-Stein vs. ARKANSAS	2/27/14
9	DeMarcus Cousins vs. OLE MISS	2/2/10
9	Patrick Patterson vs. RIDER	11/21/09
8	Bam Adebayo vs. UT MARTIN	11/25/16
8	Dakari Johnson vs. GRAND CANYON	11/14/14
8	DeMarcus Cousins vs. VANDERBILT	1/30/10
8	Patrick Patterson at Indiana	12/12/09
8	DeMarcus Cousins vs. SAM HOUSTON STATE	11/19/09

MOST DEFENSIVE REBOUNDS

Rebs	Player vs. Opponent	Date
15	Terrence Jones vs. Notre Dame	12/8/10
14	Keldon Johnson vs. AUBURN	2/23/19
14	DeMarcus Cousins vs. LOUISVILLE	1/2/10
13	Anthony Davis vs. LSU	3/9/12
13	Michael Kidd-Gilchrist vs. LOUISVILLE	12/31/11
13	Anthony Davis vs. CHATTANOOGA	12/17/11
13	Terrence Jones vs. Washington	11/23/10
12	Immanuel Quickley vs. AUBURN	2/29/20
12	Jarred Vanderbilt vs. MISSOURI	2/24/18
12	Bam Adebayo vs. Northern Kentucky	3/17/17
12	Karl-Anthony Towns vs. GEORGIA	2/3/15
12	Julius Randle vs. Kansas State	3/21/14
12	Anthony Davis vs. Kansas	4/2/12
12	Anthony Davis vs. Louisville	3/31/12
12	Anthony Davis vs. LITTLE ROCK	1/3/12

MOST ASSISTS

Asssts.	Player vs. Opponent	Date
16	John Wall vs. HARTFORD	12/29/09
14	Tyler Ulis vs. LSU	3/5/16
14	John Wall vs. UNC Asheville	11/30/09
12	Ashton Hagans vs. UAB	11/29/19
12	Ashton Hagans vs. Tennessee	3/16/19
12	De'Aaron Fox vs. STEPHEN F. AUSTIN	11/11/16
12	Tyler Ulis at South Carolina	2/13/16
11	Ashton Hagans vs. FAIRLEIGH DICKINSON	12/7/19
11	Isaiah Briscoe at Ole Miss	12/29/16
11	De'Aaron Fox vs. CLEVELAND STATE	11/23/16
11	Tyler Ulis at Florida	3/1/16
11	Tyler Ulis at Texas A&M	2/20/16
11	Tyler Ulis vs. FLORIDA	2/6/16
11	John Wall vs. East Tennessee State	3/18/10
11	John Wall vs. RIDER	11/21/09

SEC: 14, Tyler Ulis vs. LSU, 3/5/16

Postseason: 12, Ashton Hagans vs. Tennessee, 3/16/19

SEC Tourney: 12, Ashton Hagans vs. Tennessee, 3/16/19

NCAA Tourney: 12, John Wall vs. ETSU, 3/18/10

Rupp Arena: 16, John Wall vs. HARTFORD, 12/29/09

On the Road: 12, Tyler Ulis, at South Carolina, 2/13/16

SEC Road: 12, Tyler Ulis, at South Carolina, 2/13/16

Ranked Opp.: 12, Ashton Hagans vs. Tennessee, 3/16/19

Freshman: 16, John Wall vs. HARTFORD, 12/29/09

Sophomore: 14, Tyler Ulis vs. LSU, 3/5/16

Junior: 9, DeAndre Liggins vs. WINTHROP, 12/22/10

Senior: 10, Julius Mays vs. LAFAYETTE, 11/16/12

Opener: 12, De'Aaron Fox vs. SFA, 11/11/16

SEC Opener: 11, Isaiah Briscoe at Ole Miss, 12/29/16

MOST POINTS/REBOUNDS/ASSISTS

P/R/A	Player vs. Opponent	Date
49 (47/0/2)	Malik Monk vs. UNC	12/17/16
47 (27/17/3)	Terrence Jones vs. Notre Dame	12/8/10
46 (29/13/4)	PJ Washington vs. Seton Hall	12/8/18
46 (39/3/4)	De'Aaron Fox vs. UCLA	3/24/17
45 (29/13/3)	Terrence Jones vs. Oklahoma	11/22/10

45 (27/18/0)	DeMarcus Cousins vs. SAM HOUSTON STATE	11/19/09
44 (24/19/1)	Michael Kidd-Gilchrist vs. LOUISVILLE	12/31/11
43 (33/9/2)	Jamal Murray at Vanderbilt	2/27/16
43 (35/8/0)	Terrence Jones vs. AUBURN	1/11/11
42 (33/4/5)	Malik Monk vs. FLORIDA	2/25/17
42 (23/11/8)	Isaiah Briscoe vs. GEORGIA	1/31/17
42 (35/6/1)	Jamal Murray vs. FLORIDA	2/6/16

MOST MINUTES WITHOUT A TURNOVER

Mins.	Player vs. Opponent	Date
44	Reid Travis vs. Auburn	3/3/19
44	Darius Miller at Arkansas	2/23/11
41	Aaron Harrison vs. LSU	2/22/14
40	Tyler Ulis vs. Duke	11/17/15
40	Aaron Harrison vs. OLE MISS	1/6/15
40	Alex Poythress vs. MISSOURI	2/23/13
39	Nick Richards at Texas Tech	1/25/20
39	Nerlens Noel vs. TEXAS A&M	1/12/13
39	Ryan Harrow at Louisville	12/29/12
39	Anthony Davis vs. ALABAMA	1/21/12
39	Michael Kidd-Gilchrist vs. LOUISVILLE	12/31/11

MOST BLOCKED SHOTS

Blks.	Player vs. Opponent	Date
12	Nerlens Noel at Ole Miss	1/29/13
9	Willie Cauley-Stein vs. BOISE STATE	12/10/13
9	Willie Cauley-Stein vs. Providence	12/1/13
8	Isaiah Jackson vs. Kansas	12/1/20
8	Nerlens Noel at Alabama	1/22/13
8	Anthony Davis at South Carolina	2/4/12
8	Anthony Davis vs. ST. JOHN'S	12/1/11
7	Isaiah Jackson vs. ALABAMA	1/12/21
7	Nick Richards vs. LAMAR	11/24/19
7	Karl-Anthony Towns vs. VANDERBILT	1/20/15
7	Willie Cauley-Stein vs. EAST MICHIGAN	11/27/13
7	Willie Cauley-Stein vs. MISSOURI	2/23/13
7	Nerlens Noel at Auburn	1/19/13
7	Nerlens Noel vs. TEXAS A&M	1/12/13
7	Nerlens Noel vs. LIPSCOMB	12/15/12
7	Nerlens Noel vs. PORTLAND	12/8/12
7	Anthony Davis vs. Western Kentucky	3/15/12
7	Anthony Davis at Vanderbilt	2/11/12
7	Anthony Davis vs. TENNESSEE	1/31/12
7	Anthony Davis vs. ARKANSAS	1/17/12
7	Anthony Davis vs. SOUTH CAROLINA	1/7/12
7	Anthony Davis vs. Kansas	11/15/11

SEC: 12, Nerlens Noel at Ole Miss, 1/29/13

Postseason: 7, A. Davis vs. Western Kentucky, 3/15/12

SEC Tourney: 6, Anthony Davis vs. LSU, 3/11/12

NCAA Tourney: 7, A. Davis vs. Western Kentucky, 3/15/12

Rupp Arena: 9, Willie Cauley-Stein vs. BOISE STATE, 12/10/13

On the Road: 12, Nerlens Noel at Ole Miss, 1/29/13

SEC Road: 12, Nerlens Noel at Ole Miss, 1/29/13

Ranked Opp.: 12, Nerlens Noel at Ole Miss, 1/29/13

Freshman: 12, Nerlens Noel at Ole Miss, 1/29/13

Sophomore: 9, Willie Cauley-Stein vs. BOISE STATE, 12/10/13

Junior: 7, Nick Richards vs. LAMAR, 11/24/19

Senior: 6, Josh Harrellson vs. PENN, 1/3/11

Opener: 5, Anthony Davis vs. MARIST, 11/11/11

SEC Opener: 7, Anthony Davis vs. SOUTH CAROLINA, 1/7/12

***In some cases, the most recent occurrence is listed*

MOST STEALS

Stls.	Player vs. Opponent	Date
8	Ashton Hagans vs. North Carolina	12/22/18
6	Tyler Ulis vs. OLE MISS	2/16/16
6	Willie Cauley-Stein vs. GEORGIA	1/25/14
6	Nerlens Noel vs. BAYLOR	12/1/12
6	John Wall vs. UConn	12/9/09
6	John Wall vs. UNC Asheville	11/30/09
5	Ashton Hagans vs. TEXAS A&M	1/8/19
5	Tyler Herro vs. MONMOUTH	11/28/18
5	Tyler Herro vs. NORTH DAKOTA	11/14/18
5	Shai Gilgeous-Alexander vs. Davidson	3/15/18
5	Malik Monk vs. UCLA	12/3/16
5	Aaron Harrison vs. ARKANSAS	2/28/15
5	Willie Cauley-Stein vs. Texas	12/5/14
5	DeAndre Liggins vs. TENNESSEE	2/8/11
5	Darius Miller at Portland	11/19/10

SEC: 6, Tyler Ulis vs. OLE MISS, 1/2/16

Postseason: 5, Shai Gilgeous-Alexander vs. Davidson, 3/15/18

SEC Tourney: 5, John Wall vs. Mississippi State, 3/14/10

NCAA Tourney: 5, Shai Gilgeous-Alexander vs. Davidson, 3/15/18

Rupp Arena: 6, Tyler Ulis vs. OLE MISS, 1/2/16

On the Road: 5, Darius Miller at Portland, 11/19/10

SEC Road: 4, Ashton Hagans at Georgia, 1/7/20

Ranked Opp.: 8, Ashton Hagans vs. North Carolina, 12/22/18

Freshman: 8, Ashton Hagans vs. North Carolina, 12/22/18

Sophomore: 6, Tyler Ulis vs. OLE MISS, 1/2/16

Junior: 5, Willie Cauley-Stein vs. TEXAS, 12/5/14

Senior: 4, Dominique Hawkins vs. Arkansas, 3/12/17

Opener: 4, Knox/Gilgeous-Alexander vs. UTAH VALLEY, 11/10/17

SEC Opener: 6, Tyler Ulis vs. OLE MISS, 1/2/16

***In some cases, the most recent occurrence is listed*



TEAM GAME RECORDS CAL ERA

MOST FIELD GOALS

FGs.	Opponent	Date
46	MARIST	11/11/11
44	vs. Arizona State	11/28/16
44	AUBURN	2/21/15
42	UIC	11/26/17
42	LIU BROOKLYN	11/23/12
41	UT MARTIN	11/25/16
41	HARTFORD	12/29/09
40	vs. North Carolina	12/17/16
40	LAFAYETTE	11/16/12
38	CLEVELAND STATE	11/23/16
38	LSU	3/5/16
38	vs. Wake Forest	3/20/10

FEWEST FIELD GOALS

FGs.	Opponent	Date
14	at Tennessee	3/2/19
14	at South Carolina	3/1/14
16	vs. Kansas State	3/22/18
16	ALABAMA	3/4/14
17	GEORGIA	12/31/17
17	LOUISVILLE	12/31/11
17	at Auburn	2/12/14
18	vs. LSU	3/9/12
18	vs. Vanderbilt	3/15/13
18	vs. Florida	3/16/14
18	vs. UConn	4/7/14
18	at Texas A&M	1/10/15
18	at South Carolina	1/24/15

MOST FIELD-GOAL ATTEMPTS

FGs.	Opponent	Date
84	vs. Arizona State	11/28/16
80	UCLA	12/3/16
77	at Mississippi State	1/2/21
77	ARKANSAS	1/23/10
76	ARKANSAS	2/27/14
75	MARIST	11/11/11
74	at Ole Miss	12/29/16
74	vs. North Carolina	12/17/16
74	UT MARTIN	11/25/16

FEWEST FIELD-GOAL ATTEMPTS

FGs.	Opponent	Date
39	at South Carolina	1/24/15
40	at Robert Morris	3/19/13
41	ALABAMA	1/31/15
41	TENNESSEE	1/31/12
42	ARKANSAS	2/26/19
42	at Missouri	2/19/19
42	vs. Kansas State	3/22/18
42	vs. Alabama	3/10/18
42	FLORIDA	2/15/14
42	vs. Providence	12/1/13
42	vs. LSU	3/9/12
42	vs. Cleveland State	11/24/09

MOST FREE THROWS

FTs.	Opponent	Date
35	vs. Indiana	3/23/12
33	at South Carolina	3/1/14
32	LOUISVILLE	12/31/11
31	MISSISSIPPI STATE	2/4/20
31	UTAH VALLEY	11/18/19
31	MOREHEAD STATE	11/21/12
31	INDIANA	12/11/10
30	vs. Auburn	3/14/15
30	UNC ASHEVILLE	11/8/13
30	vs. Baylor	3/25/12

FEWEST FREE THROWS

FTs.	Opponent	Date
3	at Mississippi State	1/2/21
3	East Tennessee State	11/17/17
4	NOTRE DAME	12/12/20
4	vs. UConn	4/2/11
4	VANDERBILT	1/23/16

5	vs. Georgia	3/9/18
6	vs. Michigan	3/30/14
6	at Florida	2/12/13
6	at Alabama	1/22/13
6	vs. Princeton	3/17/11

MOST FREE-THROW ATTEMPTS

FTs.	Opponent	Date
48	UNC ASHEVILLE	11/8/13
46	ILLINOIS STATE	11/30/15
44	vs. Baylor	3/25/12
44	INDIANA	12/11/10
43	at North Carolina	12/14/13
43	LOUISVILLE	12/31/11
42	at South Carolina	3/1/14
41	vs. TENNESSEE STATE	11/23/18
41	vs. LSU	3/14/14
41	MOREHEAD STATE	11/21/12

FEWEST FREE-THROW ATTEMPTS

FTs.	Opponent	Date
6	NOTRE DAME	12/12/20
6	VANDERBILT	1/23/16
8	at Mississippi State	1/2/21
10	FLORIDA	2/22/20
10	vs. Georgia	3/9/18
10	vs. Wisconsin	4/4/15

MOST 3-POINTERS

3s.	Opponent	Date
15	GEORGIA	3/1/12
15	vs. ETSU	3/18/10
14	HARTFORD	12/29/09
13	TEXAS A&M	1/3/17
13	vs. Alabama	3/11/16
13	ETSU	11/12/10
12	UTAH	12/15/18
12	FLORIDA	2/6/16
12	vs. UCLA	12/20/14
12	CHATTANOOGA	12/17/11
12	vs. North Carolina	3/27/11
12	WINTHROP	12/22/10
12	VANDERBILT	1/30/10

FEWEST 3-POINTERS

3s.	Opponent	Date
0	RICHMOND	11/29/20
0	vs. Davidson	3/15/18
1	MISSISSIPPI STATE	2/4/20
1	GEORGIA	1/21/20
1	UTAH VALLEY	11/18/19
1	at South Carolina	1/16/18
1	at Vanderbilt	1/10/17
1	Texas	12/5/14
1	LSU	2/22/14
1	vs. LSU	3/9/12
1	Tennessee	1/31/12
1	vs. Alabama	3/12/10

MOST 3-POINT ATTEMPTS

3s.	Opponent	Date
33	CHATTANOOGA	12/17/11
33	vs. ETSU	3/18/10
33	ARKANSAS	1/23/10
32	vs. West Virginia	3/27/10
28	vs. Arizona State	11/28/16
28	at Texas A&M	1/10/15
28	ALABAMA	3/4/14
28	vs. Vanderbilt	3/11/12
28	HARTFORD	12/29/09
27	GEORGIA	3/1/12
27	vs. UConn	4/2/11

FEWEST 3-POINT ATTEMPTS

3s.	Opponent	Date
5	vs. Wisconsin	4/4/15
5	vs. Wisconsin	4/5/14
5	at Tennessee	1/14/12
6	vs. Davidson	3/15/18

6	FLORIDA	3/7/15
6	Vanderbilt	1/20/15
7	FLORIDA	3/10/19
7	at Missouri	1/29/15
7	PROVIDENCE	11/30/14
7	vs. Louisville	3/31/12
7	at Indiana	12/10/11

MOST REBOUNDS

Rebs.	Opponent	Date
59	vs. Arizona State	11/28/16
59	ARKANSAS	1/23/10
57	LOUISVILLE	12/31/11
56	ROBERT MORRIS	11/17/13
54	RICHMOND	11/29/20
54	EASTERN KENTUCKY	11/8/19
54	NJIT	11/14/15

FEWEST REBOUNDS

Rebs.	Opponent	Date
21	ALABAMA	1/31/15
21	at Tennessee	2/16/13
22	vs. Wisconsin	4/4/15
23	UTAH	12/15/18
24	GEORGIA	2/3/15
24	NORTH CAROLINA	12/13/14
24	TENNESSEE	1/18/14
25	vs. Ohio State	12/21/19
25	vs. Baylor	12/6/13
25	at Robert Morris	3/19/13

MOST OFFENSIVE REBOUNDS

Rebs.	Opponent	Date
26	ARKANSAS	2/27/14
24	GRAND CANYON	11/14/14
24	vs. West Virginia	3/27/10
22	NJIT	11/14/15
22	at Auburn	2/2/14
22	ARKANSAS	1/23/10
21	RICHMOND	11/29/20
21	SOUTH CAROLINA	2/5/19
21	at West Virginia	1/27/18
21	VALPARAISO	12/7/16
21	COLUMBIA	12/10/14
21	at South Carolina	3/1/14
21	BAYLOR	12/1/12
21	at Indiana	12/12/09

FEWEST OFFENSIVE REBOUNDS

Rebs.	Opponent	Date
1	vs. Alabama	3/10/18
3	at South Carolina	1/24/14
4	at Ole Miss	3/5/19
5	VANDERBILT	1/5/21
5	vs. Michigan State	11/5/19
5	GEORGIA	2/3/15
5	ALABAMA	1/31/15
5	MISSISSIPPI STATE	2/15/11
5	GEORGIA	1/29/11

MOST DEFENSIVE REBOUNDS

Rebs.	Opponent	Date
42	EASTERN KENTUCKY	11/8/19
39	vs. Arizona State	11/28/16
39	ROBERT MORRIS	11/17/13
39	EASTERN MICHIGAN	1/2/13
38	TROY	11/20/17
38	vs. Hampton	3/19/15
38	EASTERN KENTUCKY	12/7/14
38	vs. Cleveland State	11/24/09
37	at Texas A&M	1/10/15
37	LOUISVILLE	12/31/11
37	ARKANSAS	1/23/10

FEWEST DEFENSIVE REBOUNDS

Rebs.	Opponent	Date
9	at Tennessee	2/16/13
13	NORTH CAROLINA	12/13/14
15	vs. Baylor	12/6/13

15	at Alabama	1/18/11
16	at Florida	3/7/20
16	TENNESSEE	3/3/20
16	vs. Ohio State	12/21/19
16	UTAH	12/15/18
16	vs. Wisconsin	4/4/15
16	ALABAMA	1/31/15
16	TEXAS A&M	1/12/13
16	at Auburn	1/11/12
16	vs. UConn	11/24/10

MOST ASSISTS

Assts.	Opponent	Date
33	vs. Arizona State	11/28/16
30	HARTFORD	12/29/09
28	LIU BROOKLYN	11/23/12
28	vs. UNC Asheville	11/30/09
25	CLEVELAND STATE	11/23/16
25	AUBURN	2/21/15
25	vs. UCLA	12/20/14
24	vs. North Carolina	12/22/18
24	at Ole Miss	12/29/16
24	UT MARTIN	11/25/16
24	BOSTON	11/21/14
24	MARIST	11/11/11
24	vs. ETSU	3/18/10

FEWEST ASSISTS

Assts.	Opponent	Date
5	RICHMOND	11/29/20
5	LSU	2/22/14
6	at Louisville	12/26/20
6	EVANSVILLE	11/12/19
6	vs. Kansas State	3/22/18
6	at Florida	3/3/18
6	VANDERBILT	3/1/11

MOST TURNOVERS

TOS.	Opponent	Date
24	MOREHEAD STATE	11/13/09
23	SAM HOUSTON STATE	11/19/09
22	ETSU	11/17/17
21	vs. Georgia Tech	12/6/20
21	RICHMOND	11/29/20
21	LOUISVILLE	12/31/11
21	vs. Old Dominion	11/20/11
21	NORTH CAROLINA	12/5/09
20	at Texas Tech	1/25/20
20	EASTERN MICHIGAN	11/27/13
20	ALBANY	11/13/15
20	vs. Cleveland State	11/24/09

FEWEST TURNOVERS

TOS.	Opponent	Date
2	VANDERBILT	1/5/21
3	at Georgia	3/3/15
3	at South Carolina	2/4/12
4	ALABAMA	2/23/16
4	COLUMBIA	12/10/14
4	vs. Wisconsin	4/5/14
4	PORTLAND	11/26/11
5	vs. Georgia	3/9/18
5	vs. Georgia	3/12/16
5	at Vanderbilt	2/27/16
5	ALABAMA	1/31/15

MOST BLOCKS

Blks.	Opponent	Date
18	ST. JOHN'S	12/1/11
15	vs. Stony Brook	3/17/16
14	at Georgia	3/3/10
13	vs. LAMAR	11/24/19
13	vs. UCLA	12/20/14
13	at Ole Miss	1/29/13
13	ARKANSAS	1/17/12
13	vs. Kansas	11/15/11
13	MARIST	11/11/11



TEAM GAME RECORDS CAL ERA

FEWEST BLOCKS

Blks.	Opponent	Date
0	at Florida	3/7/20
1	vs. Georgia Tech	12/6/20
1	vs. Wofford	3/23/19
1	vs. Abilene Christian	3/21/19
1	LSU	2/12/19
1	SOUTH CAROLINA	2/5/19
1	at Alabama	1/5/19
1	vs. Georgia	3/9/18
1	at Vanderbilt	1/10/17
1	vs. Alabama	3/11/16
1	at LSU	1/5/16
1	WRIGHT STATE	11/20/15
1	ALABAMA	1/31/15
1	at Missouri	1/29/15
1	vs. Wisconsin	4/5/14
1	at Florida	3/8/14

MOST STEALS

Stls.	Opponent	Date
15	LAFAYETTE	11/16/12
13	OLE MISS	1/2/16
13	vs. UConn	12/9/09
12	vs. North Carolina	12/22/18
12	NORTH DAKOTA	11/14/18
12	STEPHEN F. AUSTIN	11/11/16
12	BOSTON	11/24/15
12	NORTH CAROLINA	12/13/14
12	PROVIDENCE	11/30/14
12	LIPSCOMB	12/15/12
12	PORTLAND	11/26/11
12	vs. Cornell	3/25/10
12	GEORGIA	1/9/10
12	vs. UNC Asheville	11/30/09

FEWEST STEALS

Stls.	Opponent	Date
0	at Auburn	2/1/20
0	vs. Baylor	12/6/13
1	vs. Duke	11/7/18
1	at West Virginia	1/27/18
1	vs. Michigan State	11/12/13
1	at Robert Morris	3/19/13
1	vs. West Virginia	3/19/11
1	FLORIDA	2/26/11

MOST PERSONAL FOULS

Fls.	Opponent	Date
33	at Kansas	1/30/16
32	at South Carolina	1/16/18
31	at Arkansas	1/14/14
31	at North Carolina	12/14/13
30	vs. North Carolina	12/19/20
29	at Auburn	2/1/20
29	at Missouri	2/3/18
29	at South Carolina	3/1/14
28	VANDERBILT	1/30/10

FEWEST PERSONAL FOULS

Fls.	Opponent	Date
7	HARTFORD	12/29/09
8	MONTANA STATE	11/23/14
8	LAFAYETTE	11/16/12
8	vs. Florida	3/10/12
8	vs. Princeton	3/17/11
8	WINTHROP	12/22/10
8	DREXEL	12/21/09
8	vs. UNC Asheville	11/30/09

HIGHEST FIELD-GOAL %

Pct.	Opponent	Date
.677	LIU BROOKLYN	11/23/12
.667	UIC	11/26/17
.647	AUBURN	2/21/15
.645	LAFAYETTE	11/16/12
.643	vs. Alabama	3/10/18
.643	vs. Providence	12/1/13

.614	SOUTH CAROLINA	2/5/13
.613	MARIST	11/11/11
.603	vs. Wake Forest	3/20/10
.603	HARTFORD	12/29/09

LOWEST FIELD-GOAL %

Pct.	Opponent	Date
.269	at South Carolina	3/1/14
.281	at Texas A&M	1/10/15
.296	BAYLOR	12/1/12
.298	LOUISVILLE	12/31/11
.309	at Auburn	2/12/14
.313	at Missouri	2/3/18
.318	at Tennessee	3/2/19
.315	GEORGIA	12/31/17
.327	ALABAMA	3/4/14
.339	vs. UConn	4/2/11

HIGHEST FREE-THROW %

Pct.	Opponent	Date
1.000	FLORIDA	2/22/20
1.000	FLORIDA	2/7/12
1.000	AUSTIN PEAY	12/19/09
.958	TENNESSEE	1/18/14
.955	at Florida	2/7/15
.946	vs. Indiana	3/23/12
.923	at Florida	1/9/21
.923	at Mississippi State	2/25/15
.913	TEXAS A&M	1/8/19
.912	UTAH VALLEY	11/18/19

min 10 attempts

LOWEST FREE-THROW %

Pct.	Opponent	Date
.200	ETSU	11/17/17
.333	vs. UConn	4/2/11
.391	ETSU	11/12/10
.412	vs. Wake Forest	3/20/10
.435	at Vanderbilt	2/27/16
.471	at Texas A&M	2/10/18
.471	PROVIDENCE	11/30/14
.478	at Louisville	12/29/12

min 10 attempts

HIGHEST 3-POINT %

Pct.	Opponent	Date
.700	at Florida	3/1/16
.692	DREXEL	12/21/09
.667	vs. Alabama	3/10/18
.667	AUSTIN PEAY	12/19/09
.636	vs. Michigan	3/30/14
.625	MISSOURI	2/24/18
.625	BOSTON	11/30/10
.615	at Florida	3/7/20
.600	ALABAMA	1/11/20
.600	FLORIDA	2/6/16
.600	FLORIDA	2/7/12

min 10 attempts

LOWEST 3-POINT %

Pct.	Opponent	Date
.000	RICHMOND	11/29/20
.000	vs. Davidson	3/15/18
.077	vs. Alabama	3/12/10
.083	UTAH VALLEY	11/18/19
.083	TEXAS	12/5/14
.091	OLE MISS	2/15/20
.091	at South Carolina	1/16/18
.091	at Tennessee	2/27/10
.100	MISSISSIPPI STATE	2/4/20
.100	at Missouri	2/3/18
.100	TENNESSEE	1/31/12

min 10 attempts

HIGHEST REBOUND MARGIN

Margin	Opponent	Date
+31	NIJT	11/14/15
+30	NORTH DAKOTA	11/14/18
+30	GRAND CANYON	11/14/14

+29	EASTERN KENTUCKY	11/8/19
+29	SOUTHERN ILLINOIS	11/9/18
+28	NORTHERN KENTUCKY	11/10/13
+27	vs. Abilene Christian	3/21/19
+27	vs. Little Rock	1/3/12
+26	vs. Arizona State	11/28/16
+26	LOUISVILLE	12/31/11

LOWEST REBOUND MARGIN

Margin	Opponent	Date
-25	at Florida	2/4/17
-18	at Tennessee	2/16/13
-16	vs. Baylor	12/6/13
-16	vs. Maryland	11/9/12
-15	TENNESSEE	1/18/14
-14	at Auburn	2/1/20
-14	at LSU	1/5/16
-13	VANDERBILT	1/5/21
-12	at LSU	2/18/20
-12	vs. Wisconsin	4/4/15
-12	GEORGIA	2/3/15
-12	at South Carolina	1/24/14
-12	vs. Alabama	3/12/10

VICTORY MARGINS

Margin (Score)	Opponent	Date
+58 (86-28)	MONTANA STATE	11/13/14
+52 (101-49)	LAFAYETTE	11/16/12
+50 (108-58)	MARIST	11/11/11
+49 (86-37)	MISSOURI	1/13/15
+48 (92-44)	UT ARLINGTON	11/25/14
+48 (88-40)	RADFORD	11/23/11
+46 (90-44)	MONMOUTH	11/28/18
+46 (115-69)	vs. Arizona State	11/28/16
+44 (88-44)	DREXEL	12/21/09
+43 (104-61)	HARTFORD	12/29/09

VICTORY MARGIN IN RUPP ARENA

Margin (Score)	Opponent	Date
+58 (86-28)	MONTANA STATE	11/13/14
+52 (101-49)	LAFAYETTE	11/16/12
+50 (108-58)	MARIST	11/11/11
+49 (86-37)	MISSOURI	1/13/15
+48 (92-44)	UT ARLINGTON	11/25/14
+48 (88-40)	RADFORD	11/23/11
+46 (90-44)	MONMOUTH	11/28/18
+44 (88-44)	DREXEL	12/21/09
+43 (104-61)	HARTFORD	12/29/09
+42 (91-49)	EASTERN KENTUCKY	11/8/19
+42 (100-58)	TEXAS A&M	1/3/17

VICTORY MARGIN IN SEC PLAY

Margin (Score)	Opponent	Date
+49 (86-37)	MISSOURI	1/13/15
+42 (100-58)	TEXAS A&M	1/3/17
+38 (82-44)	LSU	1/15/11
+35 (87-52)	at Vanderbilt	1/29/19
+35 (110-75)	AUBURN	2/21/15
+34 (82-48)	GEORGIA	2/9/16
+34 (88-54)	MISSOURI	1/27/16
+34 (77-43)	SOUTH CAROLINA	2/14/15
+34 (86-52)	at South Carolina	2/4/12
+31 (90-59)	SOUTH CAROLINA	2/19/11
+31 (101-70)	ARKANSAS	1/23/10

VICTORY MARGIN ON THE ROAD

Margin (Score)	Opponent	Date
+35 (87-52)	at Vanderbilt	1/29/19
+34 (86-52)	at South Carolina	2/4/12
+31 (79-48)	at Portland	11/19/10
+27 (89-62)	at South Carolina	2/13/16
+26 (81-55)	at LSU	2/6/10
+24 (74-50)	at LSU	1/28/12
+23 (99-76)	at Ole Miss	12/29/16
+22 (70-48)	at Alabama	1/17/15
+22 (75-53)	at Auburn	1/19/13
+20 (69-49)	at Georgia	1/15/19

VICTORY MARGIN AT A NEUTRAL SITE

Margin (Score)	Opponent	Date
+46 (115-69)	vs. Arizona State	11/28/16
+39 (78-39)	vs. West Virginia	3/26/15
+39 (83-44)	vs. UCLA	12/20/14
+38 (85-47)	vs. Penn State	11/19/11
+35 (79-44)	vs. Abilene Christian	3/21/19
+32 (72-40)	vs. Kansas	11/18/14
+30 (90-60)	vs. Wake Forest	3/20/10
+29 (100-71)	vs. ETSU	3/18/10
+29 (74-45)	vs. Tennessee	3/13/10
+28 (85-57)	vs. Stony Brook	3/17/16
+26 (85-59)	vs. Alabama	3/11/16

VICTORY MARGIN ON THE ROAD IN THE SEC

Margin (Score)	Opponent	Date
+35 (87-52)	at Vanderbilt	1/29/19
+34 (86-52)	at South Carolina	2/4/12
+27 (89-62)	at South Carolina	2/13/16
+26 (81-55)	at LSU	2/6/10
+24 (74-50)	at LSU	1/28/12
+23 (99-76)	at Ole Miss	12/29/16
+22 (70-48)	at Alabama	1/17/15
+22 (75-53)	at Auburn	1/19/13
+20 (69-49)	at Georgia	1/15/19
+18 (76-58)	at Florida	1/9/21
+18 (74-56)	at Mississippi State	2/25/15
+18 (66-48)	at Tennessee	2/17/15


VICTORY MARGIN IN THE SEC TOURNAMENT

Margin (Score)	Opponent	Date
+29 (74-45)	vs. Tennessee	3/13/10
+26 (85-59)	vs. Alabama	3/11/16
+24 (91-67)	vs. Auburn	3/14/15
+23 (86-63)	vs. Alabama	3/10/18
+18 (73-55)	vs. Alabama	3/15/19
+18 (85-67)	vs. LSU	3/14/14
+17 (82-65)	vs. Arkansas	3/12/17
+16 (70-54)	vs. Florida	3/13/11
+15 (78-63)	vs. Arkansas	3/15/15
+15 (64-49)	vs. Florida	3/13/15

VICTORY MARGIN IN THE NCAA TOURNAMENT

Margin (Score)	Opponent	Date
+39 (78-39)	vs. West Virginia	3/26/15
+35 (79-44)	vs. Abilene Christian	3/21/19
+30 (90-60)	vs. Wake Forest	3/20/10
+29 (100-71)	vs. ETSU	3/18/10
+28 (85-57)	vs. Stony Brook	3/17/16
+23 (79-56)	vs. Hampton	3/19/15
+20 (95-75)	vs. Buffalo	3/17/18
+17 (62-45)	vs. Cornell	3/25/10
+16 (87-71)	vs. Iowa State	3/17/12
+15 (81-66)	vs. Western Kentucky	3/15/12
+13 (64-51)	vs. Cincinnati	3/21/15





BAM ADEBAYO
MIAMI HEAT
 DRAFTED: 2017 / Rd 1, Pk 14 (Miami)
2020-21 NBA STATS

PPG	RPG	BPG	APG
18.6	8.8	1.2	5.1

CAREER PPG RPG APG

10.9	7.7	3.0
------	-----	-----

NBA NOTES Led his team to the NBA Finals in 2020 as one of the breakout stars of the season




ERIC BLEDSOE
NEW ORLEANS PELICANS
 DRAFTED: 2010 / Rd 1, Pk 18 (OKC)
2020-21 NBA STATS

PPG	APG	RPG	SPG
12.2	3.8	3.3	1.0

CAREER PPG APG SPG

14.1	4.8	1.4
------	-----	-----

NBA NOTES Scored a season-high 21 points in a win against the Kings on Jan. 17




DEVIN BOOKER
PHOENIX SUNS
 DRAFTED: 2015 / Rd 1, Pk 13 (Phoenix)
2020-21 NBA STATS

PPG	RPG	APG	FG%
23.0	3.3	4.3	48.6

CAREER PPG APG FG%

22.5	4.7	45.0
------	-----	------

NBA NOTES Scored 20-plus in all but one game this season; Made first All-Star Game last season




DEMARCUS COUSINS
HOUSTON ROCKETS
 DRAFTED: 2010 / Rd 1, Pk 5 (Sacramento)
2020-21 NBA STATS

PPG	RPG	APG	BLK
7.1	5.9	1.6	1.0

CAREER PPG RPG BPG

21.1	10.8	1.2
------	------	-----

NBA NOTES Posted a double-double vs. the Lakers in just 18 minutes on Jan. 12.



DE'AARON FOX
SACRAMENTO KINGS
 DRAFTED: 2017 / Rd 1, Pk 5 (Sacramento)
2020-21 NBA STATS

PPG	RPG	APG	SPG
20.5	2.9	5.8	1.5

CAREER PPG RPG APG

16.5	3.4	6.1
------	-----	-----

NBA NOTES Scored a career-high 43 points and added 13 assists on Jan. 17 against the Pelicans



ASHTON HAGANS
MINNESOTA TIMBERWOLVES
 2020 / Undrafted, Signed by Minnesota
2020-21 NBA STATS

PPG	RPG	APG	FG%
--	--	--	--

CAREER PPG RPG APG

--	--	--
----	----	----

NBA NOTES Signed a two-way deal with the Minnesota Timberwolves

31 Players on a 2020-21 NBA opening-day roster, five more than the next-closest school (Duke)


52 Total players have earned selection in the NBA Draft during John Calipari's career at Kentucky, Memphis and UMass

41 Players during Calipari's 11 seasons at UK have been selected in the NBA Draft, the most of any coach in that time period

31 First-round selections during Calipari's tenure at Kentucky, including 21 lottery selections

3 Wildcats have been selected No. 1 overall in the Calipari era at UK (John Wall, Anthony Davis and Karl-Anthony Towns)

3 Billion dollars Calipari's all-time players have earned in NBA contracts alone, including nearly \$2.6 billion at Kentucky




WILLIE CAULEY-STEIN
DALLAS MAVERICKS
 DRAFTED: 2015 / Rd 1, Pk 6 (Sacramento)
2020-21 NBA STATS

PPG	RPG	BPG	FG%
6.3	6.0	0.7	63.8

CAREER PPG RPG FG%

9.5	6.3	54.1
-----	-----	------

NBA NOTES Had a double-double against Milwaukee with 10 points and 10 boards on Jan. 15




ANTHONY DAVIS
LOS ANGELES LAKERS
 DRAFTED: 2012 / Rd 1, Pk 1 (New Orleans)
2020-21 NBA STATS

PPG	RPG	APG	PER
21.7	8.3	3.1	25.98

CAREER PPG RPG BPG

24.0	10.3	2.4
------	------	-----

NBA NOTES Won his first NBA title in 2020 and averaged 27.7 points, 9.7 boards in the postseason




HAMIDOU DIALLO
OKLAHOMA CITY THUNDER
 DRAFTED: 2018 / Rd 2, Pk 45 (Brooklyn)
2020-21 NBA STATS

PPG	RPG	APG	FG%
11.3	4.9	1.8	54.1

CAREER PPG RPG FG%

5.9	3.0	46.5
-----	-----	------

NBA NOTES Posted his first career back-to-back 20-point games on Jan. 8 (23 pts) and Jan. 10 (25 pts)




WENYEN GABRIEL
NEW ORLEANS PELICANS
 2018 / Undrafted, Signed by Sacramento
2020-21 NBA STATS

PPG	RPG	FG%	MPG
--	--	--	--

CAREER PPG RPG MPG

2.1	1.7	7.8
-----	-----	-----

NBA NOTES Signed a one-year free-agent deal with New Orleans with a second-season team option




SHAI GILGEOUS-ALEXANDER
OKLAHOMA CITY THUNDER
 DRAFTED: 2018 / Rd 1, Pk 11 (Charlotte)
2020-21 NBA STATS

PPG	RPG	APG	SPG
21.6	5.3	6.2	0.9

CAREER PPG RPG APG

15.1	4.3	3.5
------	-----	-----

NBA NOTES Leads the Thunder in scoring, assists and minutes per game




TYLER HERRO
MIAMI HEAT
 DRAFTED: 2019 / Rd 1, Pk 13 (Miami)
2020-21 NBA STATS

PPG	RPG	APG	FG%
17.6	6.7	3.8	46.9

CAREER PPG RPG APG

14.1	4.5	2.4
------	-----	-----

NBA NOTES Scored 30-plus points in back-to-back games on Jan. 9 and 12



KELDON JOHNSON
SAN ANTONIO SPURS
 DRAFTED: 2019 / Rd 1, Pk 29 (San Antonio)
2020-21 NBA STATS

PPG	RPG	APG	SPG
14.5	7.2	2.3	1.2

CAREER PPG RPG APG

11.4	5.0	1.5
------	-----	-----

NBA NOTES Had a career-high 29 points and added six rebounds on Jan. 14 against the Rockets

2020-21 STAT LEADERS

Stats are through games on Jan. 17. Top 20 is the cutoff.

Rebounds Per Game

- Andre Drummond (Cavaliers) - 15.8
- Julius Randle (Knicks) - 10.6
- Enes Kanter (Trail Blazers) - 9.4
- Bam Adebayo (Heat) - 8.8

Assists Per Game

- Nikola Jokic (Nuggets) - 10.3
- Julius Randle (Knicks) - 6.5
- Shai Gilgeous-Alexander (Thunder) - 6.2

Steals Per Game

- Larry Nance Jr. (Cavaliers) - 2.4
- De'Aaron Fox (Kings) - 1.5

Blocks Per Game

- Myles Turner (Pacers) - 4.2
- Anthony Davis (Lakers) - 1.8
- Nerlens Noel (Knicks) - 1.7
- PJ Washington (Hornets) - 1.4
- Bam Adebayo (Heat) - 1.2

Field-Goal Percentage

- Richaun Holmes (Kings) - 68.8
- Bam Adebayo (Heat) - 65.2
- Enes Kanter (Trail Blazers) - 63.2
- Anthony Davis (Lakers) - 54.5
- Hamidou Diallo (Thunder) - 54.1

Free-Throw Percentage

- Two tied - 1.000
- Karl-Anthony Towns (Timberwolves) - .960

Minutes Per Game

- Domantas Sabonis (Pacers) - 37.5
- Julius Randle (Knicks) - 37.0
- Jamal Murray (Nuggets) - 35.8
- Devin Booker (Suns) - 35.5

Double-Doubles

- Two tied - 13
- Julius Randle (Knicks) - 9
- Anthony Davis (Lakers) - 5
- Enes Kanter (Trail Blazers) - 5


Triple-Doubles

- Nikola Jokic (Nuggets) - 5
- Julius Randle (Knicks) - 1

Player Efficiency Rating

- Nikola Jokic (Nuggets) - 31.43
- Enes Kanter (Trail Blazers) - 26.89
- Anthony Davis (Lakers) - 25.98
- Bam Adebayo (Heat) - 24.06





ENES KANTER

PORTLAND TRAIL BLAZERS
DRAFT: 2011 / Rd 1, Pk 31 (Utah)

2020-21 NBA STATS

PPG	RPG	APG	FG%
10.2	9.4	0.7	63.2

CAREER

PPG	RPG	FG%
11.5	7.6	54.4

NBA NOTES Ranks in the top 10 of the league in player-efficiency rating at 26.89



KEVIN KNOX

NEW YORK KNICKS
DRAFT: 2018 / Rd 1, Pk 9 (New York)


2020-21 NBA STATS

PPG	RPG	APG	3FG%
7.8	2.8	0.9	44.2

CAREER

PPG	RPG	APG
9.7	3.6	1.0

NBA NOTES Scored 19 points and added five boards against Brooklyn on Jan. 13



TREY LYLES

SAN ANTONIO SPURS
DRAFT: 2015 / Rd 1, Pk 12 (Utah)

2020-21 NBA STATS

PPG	RPG	APG	MPG
2.7	4.3	0.5	13.8

CAREER

PPG	RPG	APG
7.3	4.2	1.1

NBA NOTES Snared nine or more rebounds in two of his last four games



TYRESE MAXEY

PHILADELPHIA 76ERS
DRAFT: 2020 / Rd 1, Pk 21 (Philadelphia)


2020-21 NBA STATS

PPG	RPG	APG	FG%
11.4	2.5	2.4	47.7

CAREER

PPG	RPG	APG
11.4	2.5	2.4

NBA NOTES In his first career NBA start, scored 39 points and added six assists on Jan. 9



DARIUS MILLER

OKLAHOMA CITY THUNDER
DRAFT: 2012 / Rd 2, Pk 46 (New Orleans)

2020-21 NBA STATS

PPG	RPG	APG	3FG%
1.5	0.0	0.0	33.3

CAREER

PPG	RPG	FG%
6.0	1.7	41.8

NBA NOTES Played in his first game on Jan. 4 since the 2018-19 season after an Achilles injury



MALIK MONK

CHARLOTTE HORNETS
DRAFT: 2017 / Rd 1, Pk 11 (Charlotte)


2020-21 NBA STATS

PPG	RPG	APG	MPG
3.3	0.8	1.5	9.5

CAREER

PPG	RPG	APG
8.5	1.9	1.7

NBA NOTES Had a season-high 10 points on 50% shooting in 23 minutes against Toronto on Jan. 14



MYCHAL MULDER

GOLDEN STATE WARRIORS
DRAFT: 2017 / Undrafted, Signed by Golden State


2020-21 NBA STATS

PPG	RPG	MPG	3FG%
4.1	1.0	10.3	44.8

CAREER

PPG	RPG	3FG%
6.6	1.8	35.8

NBA NOTES Had 12 points with four 3-pointers in a win over Sacramento on Jan. 4



JAMAL MURRAY

DENVER NUGGETS
DRAFT: 2016 / Rd 1, Pk 7 (Denver)


2020-21 NBA STATS

PPG	RPG	APG	FG%
20.3	3.6	4.0	45.4

CAREER

PPG	RPG	FG%
15.7	3.7	3.6

NBA NOTES Scored a combined 142 points over three games vs. the Utah Jazz in the 2020 Playoffs



NERLENS NOEL

NEW YORK KNICKS
DRAFT: 2013 / Rd 1, Pk 6 (New Orleans)

2020-21 NBA STATS

PPG	RPG	BPG	SPG
3.2	4.3	1.7	0.9

CAREER

PPG	BPG	RPG
7.9	1.4	6.1

NBA NOTES Ranks among the league leaders in blocks per game and has at least one in all but one game



PATRICK PATTERSON

LOS ANGELES CLIPPERS
DRAFT: 2010 / Rd 1, Pk 14 (Houston)

2020-21 NBA STATS

PPG	RPG	APG	FG%
4.2	1.7	0.7	40.0

CAREER

PPG	RPG	APG
6.7	4.0	1.0

NBA NOTES Scored a season-high 10 points in 18 minutes on Jan. 17 in a win over the Pacers



IMMANUEL QUICKLEY

NEW YORK KNICKS
DRAFT: 2020 / Rd 1, Pk 25 (OKC)


2020-21 NBA STATS

PPG	RPG	APG	FG%
9.9	1.7	2.7	40.2

CAREER

PPG	RPG	APG
9.9	1.7	2.7

NBA NOTES Had a career-high 23 points with five boards and four dimes against Cleveland Jan. 15



JULIUS RANDLE

NEW YORK KNICKS
DRAFT: 2014 / Rd 1, Pk 7 (LA Lakers)


2020-21 NBA STATS

PPG	RPG	APG	FG%
22.9	10.6	6.5	50.2

CAREER

PPG	RPG	APG
16.3	9.1	2.9

NBA NOTES Second in NBA history with 200 points, 115 rebounds, 70 assists in team's first 10 games



NICK RICHARDS

CHARLOTTE HORNETS
DRAFTED: 2020 / Rd 2, Pk 42 (New Orleans)

2020-21 NBA STATS

PPG	RPG	MIN	FG%
1.3	1.0	3.0	100.0

CAREER

PPG	RPG	FG%
1.3	1.0	100.0

NBA NOTES Selected 42nd overall by the Charlotte Hornets in the 2020 NBA Draft



RAJON RONDO

ATLANTA HAWKS
DRAFTED: 2006 / Rd 1, Pk 21 (Phoenix)

2020-21 NBA STATS

PPG	APG	RPG	MIN
3.0	4.5	1.5	14.8

CAREER

PPG	RPG	APG
10.2	4.7	8.2

NBA NOTES Four-time NBA All-Star in his 14th season in the NBA; won the 2020 title with Lakers



KARL-ANTHONY TOWNS

MINNESOTA TIMBERWOLVES
DRAFTED: 2015 / Rd 1, Pk 1 (Minnesota)


2020-21 NBA STATS

PPG	RPG	APG	PER
22.0	12.5	4.3	27.10

CAREER

PPG	RPG	FG%
22.7	11.8	53.3

NBA NOTES Averaging 25.0 points, 13.5 rebounds and 3.5 assists in two games back from injury



JARRED VANDERBILT

MINNESOTA TIMBERWOLVES
DRAFT: 2018 / Rd 2, Pk 41 (Orlando)

2020-21 NBA STATS

PPG	RPG	APG	FG%
5.2	5.1	1.3	65.5

CAREER

PPG	RPG	FG%
2.2	2.1	58.9

NBA NOTES Had a double-double with 10 points and 10 boards against Portland on Jan. 7



JOHN WALL

WASHINGTON WIZARDS
DRAFT: 2010 / Rd 1, Pk 1 (Washington)


2020-21 NBA STATS

PPG	RPG	APG	SPG
18.6	4.7	5.1	1.3

CAREER

PPG	RPG	APG
19.0	9.2	4.3

NBA NOTES Scored in double figures in every game after missing two full years from an Achilles injury



PJ WASHINGTON

CHARLOTTE HORNETS
DRAFT: 2019 / Rd 1, Pk 12 (Charlotte)

2019-20 NBA STATS

PPG	RPG	APG	BPG
12.9	7.1	3.0	1.4

CAREER

PPG	RPG	APG
12.4	5.8	2.3

NBA NOTES Has three straight double-doubles over the team's last three games, Jan. 13-16

JACOB TOPPIN

Sophomore | Forward | 6-9 | 194 lbs | Brooklyn, N.Y. | Rhode Island



@Jtoppin0 @jtoppin_0



BIO BLAST

Birthday: May 8
Parents: Roni and Obadiah Toppin
Major: Undeclared/exploratory studies in agriculture
Secret talent ...
Can play the piano
Did you know ...
His favorite food is Italian
Need to know ...
Younger brother of 2020 National Player of the Year, Obi Toppin

2020-21 SEASON/CAREER HIGHS*		
Points		
Season	10, 2x, last at Auburn (1/16/21)	
Career	12, 2x, last ST. JOSEPH'S (2/15/20)	
Rebounds		
Season	6, 4x, last at Auburn (1/16/21)	
Career	8, RICHMOND (1/5/20)	
Field Goals		
Season	5, at Louisville (12/26/20)	
Career	5, 3x, last at Louisville (12/26/20)	
Field Goals Attempted		
Season	7, 2x, last at Mississippi St. (1/2/21)	
Career	11, vs. LSU (11/24/19)	
3-Point Field Goals		
Season	-	
Career	3, ALABAMA (11/15/19)	
3-Point Field Goals Attempted		
Season	2, vs. NOTRE DAME (12/12/20)	
Career	4, 3x, last at Fordham (2/26/20)	
Free Throws		
Season	4, at Auburn (1/16/21)	
Career	5, LIU BROOKLYN (11/5/19)	
Free Throws Attempted		
Season	4, at Auburn (1/16/21)	
Career	6, LIU BROOKLYN (11/5/19)	
Assists		
Season	1, 4x, last ALABAMA (1/12/21)	
Career	3, at Fordham (2/26/20)	
Steals		
Season	1, 5x, last at Auburn (1/16/21)	
Career	1, 16x, last at Auburn (1/16/21)	
Blocked Shots		
Season	1, 2x, last ALABAMA (1/12/21)	
Career	1, 14x, last ALABAMA (1/12/21)	
Minutes Played		
Season	25, 2x, last ALABAMA (1/12/21)	
Career	32, at Fordham (2/26/20)	
MISCELLANEOUS		
	2020-21	CAREER*
Dunks	3	17
Double-Figure		
Scoring Games	2	7
Double-Figure		
Rebounding Games	-	-
Games With		
Double-Double	-	-
Games Led UK		
in Scoring	-	-
Games Led UK		
in Rebounding	2	2
Games Led UK		
in Assists	-	2
Games Led UK		
in Steals	-	-
Games Led UK		
in Blocks	-	3
Games With		
3+ Assists	-	1
Games With		
3+ Blocks	-	-
Games With		
3+ Steals	-	-
Games With		
3+ Three-Pointers	-	1
*includes Rhode Island statistics		

- Solid three-game stretch vs. Louisville, Mississippi State and Vanderbilt, where he averaged 7.3 points and 5.3 rebounds over those three games
 - Provided UK with energy off the bench. Following the Vanderbilt game, Coach Calipari said: "I'm really proud of him, and I told the team the reason we won the game is Jacob guarded (Scotty Pippen Jr.) ... (He) was ridiculous. And, again, I told them, whoever fights, I'm leaving in the game. I need fighters."
- Tied his season high with 10 points on 3-of-4 shooting at Auburn
- Had his best game as a Wildcat at Louisville with 10 points and six rebounds in a season-high 25 minutes
- Was a spark for the Wildcats against Kansas with six points in the second half
- Granted immediate eligibility to play for Kentucky this season after transferring from Rhode Island
- Top vertical on the team with at 42.5 inches
- Immediate contributor as a freshman with Rhode Island, helping the team to a 21-9 record and 13-5 mark in the Atlantic 10
 - Appeared in all 30 games as a freshman
 - Averaged 5.1 points and 3.9 rebounds per game
 - Scored in double figures five times and made 13 3-pointers
 - Started and scored nine points, grabbed six rebounds, had three assists and hit the game-winning free throws with 6.6 seconds left in a 76-75 win at Fordham
 - Made his first career start and posted nine points and four rebounds against Davidson
 - Scored a career-high 12 points with eight rebounds against Richmond
- Averaged 15.6 points and 8.8 rebounds per game for Woodstock Academy his senior season
- Unranked prospect who received his first offer six months before signing a national letter of intent

Game-By-Game Statistics

Opponent	Date	GS	Min	FG-A	Pct.	3FG-A	Pct.	FT-A	Pct.	Off-Def-Tot	PF	Ast	TO	Blk	Stl	Pts
MOREHEAD STATE	11/25/20		9	1-4	.250	0-0	.000	0-0	.000	0-2-2	0	1	2	0	1	2
RICHMOND	11/29/20		2	0-0	.000	0-0	.000	0-0	.000	0-1-1	0	0	1	0	0	0
vs. Kansas	12/1/20		11	2-4	.500	0-1	.000	2-3	.667	2-1-3	2	0	1	0	0	6
vs. Georgia Tech	12/6/20		11	1-1	1.000	0-0	.000	0-0	.000	0-1-1	0	0	0	0	0	2
NOTRE DAME	12/12/20		18	1-5	.200	0-2	.000	0-0	.000	1-2-3	2	1	0	0	0	2
vs. North Carolina	12/19/20		19	1-6	.167	0-0	.000	2-2	1.000	1-1-2	0	0	1	0	1	4
at Louisville	12/26/20		25	5-7	.714	0-0	.000	0-1	.000	1-5-6	0	0	0	0	0	10
at Mississippi State	1/2/21		11	3-7	.429	0-0	.000	0-0	.000	2-2-4	1	0	0	0	0	6
VANDERBILT	1/5/21		24	3-4	.750	0-0	.000	0-0	.000	1-5-6	0	0	0	1	1	6
at Florida	1/9/21		8	2-4	.500	0-0	.000	0-0	.000	0-1-1	2	1	0	0	0	4
ALABAMA	1/12/21		25	2-6	.333	0-1	.000	1-2	.500	1-5-6	3	1	1	1	1	5
at Auburn	1/16/21		22	3-4	.750	0-0	.000	4-4	1.000	3-3-6	2	0	3	0	1	10

Career Statistics

Year	GP-GS	Min-Avg	FG-FGA	Pct	3FG-FGA	Pct	FT-FTA	Pct	Off-Def-Tot-Avg	PF-FO	Ast	TO	Blk	Stl	Pts	Avg
2019-20	30-3	556-18.5	55-129	.426	13-53	.245	29-45	.644	42-75-117-3.9	63-0	15	17	12	11	152	5.1
2020-21	12-0	185-15.4	24-52	.462	0-4	.000	9-12	.750	12-29-41-3.4	12-0	4	9	2	5	57	4.8
TOTAL	42-3	741-17.6	79-181	.436	13-57	.228	38-57	.667	54-104-158-3.8	75-0	19	26	14	16	209	5.0

DEVIN ASKEW

Freshman | Guard | 6-3 | 198 lbs | Sacramento, Calif. | Mater Dei

2

[@babydev5](#) |
 [@babydev](#)



BIO BLAST

Birthday: July 26

Parents: Katie and Brian Askew

Major: Finance

Superstition ...
Plays with a \$5 bill in his left sock

Did you know ...
His father played soccer at Fresno State and professionally

Good works ...
Participated in Anaheim Stadium Buddy Walks, helped serve food to the homeless in Santa Ana and assisted in coaching youth basketball

2020-21 SEASON/CAREER HIGHS		
Points		
Season	12, 3x, last ALABAMA (1/12/21)	
Career	12, 3x, last ALABAMA (1/12/21)	
Rebounds		
Season	4, 2x, last at Mississippi St. (1/2/21)	
Career	4, 2x, last at Mississippi St. (1/2/21)	
Field Goals		
Season	5, 2x, last at Mississippi St. (1/2/21)	
Career	5, 2x, last at Mississippi St. (1/2/21)	
Field Goals Attempted		
Season	12, VANDERBILT (1/5/21)	
Career	12, VANDERBILT (1/5/21)	
3-Point Field Goals		
Season	2, MOREHEAD STATE (11/25/20)	
Career	2, MOREHEAD STATE (11/25/20)	
3-Point Field Goals Attempted		
Season	5, 2x, last ALABAMA (1/12/21)	
Career	5, 2x, last ALABAMA (1/12/21)	
Free Throws		
Season	6, vs. North Carolina (12/19/20)	
Career	6, vs. North Carolina (12/19/20)	
Free Throws Attempted		
Season	8, vs. North Carolina (12/19/20)	
Career	8, vs. North Carolina (12/19/20)	
Assists		
Season	7, at Mississippi St. (1/2/21)	
Career	7, at Mississippi St. (1/2/21)	
Steals		
Season	3, VANDERBILT (1/5/21)	
Career	3, VANDERBILT (1/5/21)	
Blocked Shots		
Season	1, 3x, last at Florida (1/9/21)	
Career	1, 3x, last at Florida (1/9/21)	
Minutes Played		
Season	43, at Mississippi St. (1/2/21)	
Career	43, at Mississippi St. (1/2/21)	
MISCELLANEOUS		
	2020-21	CAREER
Dunks	-	-
Double-Figure Scoring Games	5	5
Double-Figure Rebounding Games	-	-
Games With 3+ Assists	7	7
Games With 3+ Blocks	-	-
Games With 3+ Steals	1	1
Games With 3+ Three-Pointers	-	-

- Responded admirably to early adversity with a solid six-game run, averaging 10.3 points, 3.5 assists, 2.8 rebounds and 1.7 steals per game from Dec. 19 to Jan. 12
 - Tied his career high with 12 points to go along with a team-high three assists and a career-high four rebounds against UNC
 - Dished out a career-high seven assists -- most by a Wildcat this season -- to go along with 11 points (5-of-10 shooting) at Mississippi State
 - Had 11 points, three assists and a career-best three swipes against Vanderbilt
 - Three or more assists in five of the games
 - Four double-figure scoring efforts in the run
 - "He's never stopped working," assistant coach Bruiser Flint said of the run. "He's one of the hardest workers I've ever been around as a coach, period"
- Scored 12 points and dished out a team-high-tying four assists in his college debut vs. Morehead State
- Five-star prospect by ESPN and tabbed the No. 26 overall player in the 2020 class by ESPN and the consensus No. 1 point guard in the 2021 class prior to reclassifying
- Averaged 16.7 points, 6.3 assists and 4.9 rebounds in his senior season at Mater Dei High School
- Named to the Jordan Brand Classic roster
- Tabbed California Interscholastic Federation First Team as a senior and the Trinity League Player of the Year
- Led his team as a sophomore to the CIF Open Division Southern California Regional championship
- Directed his team to the Peach Jam finals in the summer of 2019 and averaged 11.6 points, 5.1 assists and 4.8 rebounds per game while shooting 41.4% from 3 in the Nike Elite Youth Basketball League

Game-By-Game Statistics

Opponent	Date	GS	Min	FG-A	Pct.	3FG-A	Pct.	FT-A	Pct.	Off-Def-Tot	PF	Ast	TO	Blk	Stl	Pts
MOREHEAD STATE	11/25/20	*	27	5-9	.556	2-3	.667	0-0	.000	0-3-3	1	4	4	0	0	12
RICHMOND	11/29/20	*	36	0-3	.000	0-2	.000	2-2	1.000	0-3-3	1	2	3	0	0	2
vs. Kansas	12/1/20	*	24	1-5	.200	0-2	.000	5-6	.833	1-1-2	3	1	4	0	1	7
vs. Georgia Tech	12/6/20	*	27	1-2	.500	1-1	1.000	0-0	.000	0-1-1	1	1	2	0	1	3
NOTRE DAME	12/12/20		22	1-2	.500	1-2	.500	0-0	.000	0-2-2	1	1	0	0	0	3
vs. North Carolina	12/19/20		26	3-6	.500	0-1	.000	6-8	.750	1-3-4	2	3	2	1	1	12
at Louisville	12/26/20	*	36	3-9	.333	1-5	.200	0-0	.000	0-3-3	1	3	1	0	2	7
at Mississippi State	1/2/21	*	43	5-10	.500	1-3	.333	0-0	.000	2-2-4	2	7	3	0	2	11
VANDERBILT	1/5/21	*	23	4-12	.333	1-2	.500	2-3	.667	0-0-0	3	3	0	1	3	11
at Florida	1/9/21	*	31	2-5	.400	1-1	1.000	4-4	1.000	0-3-3	3	3	3	1	1	9
ALABAMA	1/12/21	*	35	4-9	.444	1-5	.200	3-3	1.000	1-2-3	2	2	3	0	1	12
at Auburn	1/16/21	*	30	2-6	.333	0-2	.000	1-2	.500	0-3-3	1	3	2	0	0	5

Career Statistics

Year	GP-GS	Min-Avg	FG-FGA	Pct	3FG-FGA	Pct	FT-FTA	Pct	Off-Def-Tot-Avg	PF-FO	Ast	TO	Blk	Stl	Pts	Avg
2020-21	12-10	360-30.0	31-78	.397	9-29	.310	23-28	.821	5-26-31-2.6	21-0	33	27	3	12	94	7.8
TOTAL	12-10	360-30.0	31-78	.397	9-29	.310	23-28	.821	5-26-31-2.6	21-0	33	27	3	12	94	7.8

BRANDON BOSTON JR.

Freshman | Guard | 6-3 | 185 lbs | Norcross, Ga. | Sierra Canyon

3

[@bboston_](#) |
 [@brandonboston](#)



BIO BLAST

Birthday: November 28

Parents: Alissa and Brandon Boston Sr.

Major: Business management

Secret talent ...
Enjoys drawing

Did you know ...
He is interested in film and wants to one day own a production company

Superstitious ...
Eats candy before games and always has a dollar bill in his shoe

2020-21 Season/Career Highs		
Points		
Season	20, RICHMOND (11/29/20)	
Career	20, RICHMOND (11/29/20)	
Rebounds		
Season	10, RICHMOND (11/29/20)	
Career	10, RICHMOND (11/29/20)	
Field Goals		
Season	8, RICHMOND (11/29/20)	
Career	8, RICHMOND (11/29/20)	
Field Goals Attempted		
Season	20, RICHMOND (11/29/20)	
Career	20, RICHMOND (11/29/20)	
3-Point Field Goals		
Season	3, vs. Georgia Tech (12/6/20)	
Career	3, vs. Georgia Tech (12/6/20)	
3-Point Field Goals Attempted		
Season	8, NOTRE DAME (12/12/20)	
Career	8, NOTRE DAME (12/12/20)	
Free Throws		
Season	6, at Florida (1/9/21)	
Career	6, at Florida (1/9/21)	
Free Throws Attempted		
Season	8, vs. North Carolina (12/19/20)	
Career	8, vs. North Carolina (12/19/20)	
Assists		
Season	2, 4x, last at Florida (1/9/21)	
Career	2, 4x, last at Florida (1/9/21)	
Steals		
Season	4, at Florida (1/9/21)	
Career	4, at Florida (1/9/21)	
Blocked Shots		
Season	1, 2x, last at Mississippi St. (1/2/21)	
Career	1, 2x, last at Mississippi St. (1/2/21)	
Minutes Played		
Season	38, RICHMOND (11/29/20)	
Career	38, RICHMOND (11/29/20)	
MISCELLANEOUS		
	2020-21	CAREER
Dunks	6	6
Double-Figure Scoring Games	9	9
Double-Figure Rebounding Games	1	1
Games With Double-Double	1	1
Games Led UK in Scoring	4	4
Games Led UK in Rebounding	2	2
Games Led UK in Assists	1	1
Games Led UK in Steals	5	5
Games Led UK in Blocks	1	1
Games With 3+ Assists	-	-
Games With 3+ Blocks	-	-
Games With 3+ Steals	3	3
Games With 3+ Three-Pointers	1	1

- Leads UK in scoring with an 11.5 average
- Enjoyed his best overall game as a Wildcat with 13 points, four rebounds, a career-high four steals and a pair of assists at Florida
- Recorded 15 points and seven rebounds vs. North Carolina
- Made three 3-pointers vs. Georgia Tech
- Posted his first career double-double with a game-high 20 points and 10 rebounds against Richmond
- On the Naismith Trophy, Wooden Award and National Association of Basketball Coaches preseason watch lists for respective national player of the year awards
- Preseason All-SEC First Team selection by the coaches and the media
- Preseason All-America Third Team pick by CBS Sports and Stadium
- Preseason watch list for Julius Erving Award, presented annually to the nation's best small forward by the Naismith Memorial Basketball Hall of Fame
- Consensus five-star prospect and Kentucky's top-ranked player in the 2020 class
- Ranked as high as No. 5 overall by Rivals
- Averaged 19.7 points and 7.0 rebounds per game in helping lead Sierra Canyon to a 30-4 mark and a No. 2 national ranking as a senior
- Named the California Male Athlete of the Year and the California Basketball Player of the Year by USA Today. Was also tabbed a First Team Naismith All-American, Second Team Sports Illustrated All-American, SLAM Magazine All-American, California Mr. Basketball and the Gold Coast League MVP
- Averaged 22.8 points, 8.1 rebounds, 3.2 assists and 1.9 steals per game in the Nike Elite Youth Basketball League circuit prior to his senior season
- Earned 2018-19 MaxPreps Boys Basketball Junior All-American Team Honorable Mention distinction after averaging 18.4 points, 5.4 rebounds 1.9 steals while leading his previous high school in Norcross, Georgia, to the state semifinals as a junior

Game-By-Game Statistics

Opponent	Date	GS	Min	FG-A	Pct.	3FG-A	Pct.	FT-A	Pct.	Off-Def-Tot	PF	Ast	TO	Blk	Stl	Pts
MOREHEAD STATE	11/25/20	*	33	7-14	.500	0-4	.000	1-1	1.000	2-5-7	3	1	2	0	1	15
RICHMOND	11/29/20	*	38	8-20	.400	0-3	.000	4-6	.667	5-5-10	2	2	2	0	1	20
vs. Kansas	12/1/20	*	31	4-13	.308	0-4	.000	4-4	1.000	1-5-6	1	1	3	0	1	12
vs. Georgia Tech	12/6/20	*	27	4-11	.364	3-7	.429	0-0	.000	1-3-4	2	0	3	0	1	11
NOTRE DAME	12/12/20	*	29	5-15	.333	2-8	.250	2-2	1.000	1-3-4	1	2	2	0	3	14
vs. North Carolina	12/19/20	*	35	5-14	.357	0-3	.000	5-8	.625	3-4-7	3	2	2	1	0	15
at Louisville	12/26/20	*	29	3-11	.273	0-3	.000	5-5	1.000	5-2-7	1	1	2	0	1	11
at Mississippi State	1/2/21	*	31	4-13	.308	0-1	.000	3-5	.600	0-2-2	2	1	1	1	2	11
VANDERBILT	1/5/21	*	27	3-9	.333	0-0	.000	0-0	.000	0-2-2	3	1	0	0	1	6
at Florida	1/9/21	*	28	3-8	.375	1-2	.500	6-6	1.000	1-3-4	1	2	0	0	4	13
ALABAMA	1/12/21	*	26	2-7	.286	0-1	.000	1-2	.500	2-3-5	4	1	1	0	0	5
at Auburn	1/16/21	*	27	2-9	.222	1-4	.250	0-1	.000	0-5-5	2	1	5	0	3	5

Career Statistics

Year	GP-GS	Min-Avg	FG-FGA	Pct	3FG-FGA	Pct	FT-FTA	Pct	Off-Def-Tot-Avg	PF-FO	Ast	TO	Blk	Stl	Pts	Avg
2020-21	12-12	361-30.1	50-144	.347	7-40	.175	31-40	.775	21-42-63-5.3	25-0	15	23	2	18	138	11.5
TOTAL	12-12	361-30.1	50-144	.347	7-40	.175	31-40	.775	21-42-63-5.3	25-0	15	23	2	18	138	11.5

TERRENCE CLARKE

Freshman | Guard | 6-7 | 194 lbs | Boston | Brewster Academy

5

[@terrenceclarke_](#) | [@tclarke](#)



BIO BLAST

Birthday: September 6

Parents: Osmine Clarke and Adrian Briggs

Major: Communication

Did you know ...
He played Caribbean pan as a kid

Few of his favorites ...
The Fast and Furious series are his favorite movies and macaroni and cheese is his favorite food

Favorite memory as a hooper ...
Winning the 2019 national championship with Brewster Academy

2020-21 Season/Career Highs		
Points		
Season	22, vs. Georgia Tech (12/6/20)	
Career	22, vs. Georgia Tech (12/6/20)	
Rebounds		
Season	6, RICHMOND (11/29/20)	
Career	6, RICHMOND (11/29/20)	
Field Goals		
Season	9, vs. Georgia Tech (12/6/20)	
Career	9, vs. Georgia Tech (12/6/20)	
Field Goals Attempted		
Season	14, vs. Georgia Tech (12/6/20)	
Career	14, vs. Georgia Tech (12/6/20)	
3-Point Field Goals		
Season	3, vs. Georgia Tech (12/6/20)	
Career	3, vs. Georgia Tech (12/6/20)	
3-Point Field Goals Attempted		
Season	4, 3x, last NOTRE DAME (12/12/20)	
Career	4, 3x, last NOTRE DAME (12/12/20)	
Free Throws		
Season	5, RICHMOND (11/29/20)	
Career	5, RICHMOND (11/29/20)	
Free Throws Attempted		
Season	9, RICHMOND (11/29/20)	
Career	9, RICHMOND (11/29/20)	
Assists		
Season	4, MOREHEAD STATE (11/25/20)	
Career	4, MOREHEAD STATE (11/25/20)	
Steals		
Season	3, MOREHEAD STATE (11/25/20)	
Career	3, MOREHEAD STATE (11/25/20)	
Blocked Shots		
Season	1, vs. Kansas (12/1/20)	
Career	1, vs. Kansas (12/1/20)	
Minutes Played		
Season	39, NOTRE DAME (12/12/20)	
Career	39, NOTRE DAME (12/12/20)	
MISCELLANEOUS		
	2020-21	CAREER
Dunks	1	1
Double-Figure Scoring Games	4	4
Double-Figure Rebounding Games	-	-
Games With Double-Double	-	-
Games Led UK in Scoring	1	1
Games Led UK in Rebounding	-	-
Games Led UK in Assists	2	2
Games Led UK in Steals	2	2
Games Led UK in Blocks	-	-
Games With 3+ Assists	3	3
Games With 3+ Blocks	-	-
Games With 3+ Steals	1	1
Games With 3+ Three-Pointers	1	1

- Tied for third on the team with a 10.7 scoring average
- Missed the last five games with a lingering right leg injury
- Had taken on an increased role at the point guard position prior to the injury
- Started the Notre Dame game at point guard. He logged 14 points, three assists, two rebounds and a steal in that game
- Breakthrough game vs. Georgia Tech with a career-high 22 points on 9-of-14 shooting, including three 3-pointers
- Solid all-around game with 12 points and a game-high four assists and a game-high three steals in his collegiate debut vs. Morehead State
- Naismith Trophy preseason watch list for national player of the year
- Preseason watch list for Jerry West Award, presented annually to the nation's best shooting guard by the Naismith Memorial Basketball Hall of Fame
- Consensus five-star prospect who is ranked as high as No. 8 in the final Rivals rankings
- Tabbed to the Sports Illustrated All-American Third Team, Naismith All-American Honorable Mention, New England Preparatory School Athletic Council AAA Player of the Year and a NEPSAC AAA First Team selection
- Chosen for the McDonald's All American Game, the Allen Iverson Roundball Classic and the Jordan Brand Classic
- Member of the Brewster Academy team that won the 2019 National Prep Championships and led his team back to the 2020 finals with a 34-3 record before the COVID-19 pandemic canceled the rest of the event
- Averaged 16.2 points per game to go along with 5.1 rebounds and 3.7 assists per game in the 2019 Nike Elite Youth Basketball League

Game-By-Game Statistics

Opponent	Date	GS	Min	FG-A	Pct.	3FG-A	Pct.	FT-A	Pct.	Off-Def-Tot	PF	Ast	TO	Blk	Stl	Pts
MOREHEAD STATE	11/25/20	*	31	5-9	.556	0-2	.000	2-5	.400	1-3-4	1	4	2	0	3	12
RICHMOND	11/29/20	*	35	5-10	.500	0-2	.000	5-9	.556	1-5-6	2	1	4	0	1	15
vs. Kansas	12/1/20	*	35	3-11	.273	0-4	.000	0-0	.000	2-1-3	5	2	3	1	0	6
vs. Georgia Tech	12/6/20	*	38	9-14	.643	3-4	.750	1-2	.500	1-2-3	1	3	4	0	0	22
NOTRE DAME	12/12/20	*	39	6-13	.462	2-4	.500	0-0	.000	2-0-2	2	3	4	0	1	14
vs. North Carolina	12/19/20	*	25	3-11	.273	0-3	.000	0-1	.000	0-3-3	5	0	3	0	0	6
at Louisville	12/26/20		16	0-4	.000	0-3	.000	0-0	.000	0-0-0	0	0	1	0	0	0
at Mississippi State	1/2/21									DNP - Right leg injury						
VANDERBILT	1/5/21									DNP - Right leg injury						
at Florida	1/9/21									DNP - Right leg injury						
ALABAMA	1/12/21									DNP - Right leg injury						
at Auburn	1/16/21									DNP - Right leg injury						

Career Statistics

Year	GP-GS	Min-Avg	FG-FGA	Pct	3FG-FGA	Pct	FT-FTA	Pct	Off-Def-Tot-Avg	PF-FO	Ast	TO	Blk	Stl	Pts	Avg
2020-21	7-6	219-31.3	31-72	.431	5-22	.227	8-17	.471	6-15-21-3.0	16-2	13	21	1	5	75	10.7
TOTAL	7-6	219-31.3	31-72	.431	5-22	.227	8-17	.471	6-15-21-3.0	16-2	13	21	1	5	75	10.7

DAVION MINTZ

Graduate Student | Guard | 6-3 | 196 lbs | Charlotte, N.C. | Creighton

10

[@deemintz1](#)
[@davion](#)



BIO BLAST

Birthday: June 30

Parents: Sean and Sandy Mintz

Major: Graduate degree in kinesiology and health promotion

Why No. 10 ...
Because it means complete and is one of his favorite numbers

Furry friend ...
Adopted a dog in 2020 and named her Kogi after Kobe and Gianna Bryant

What's playing pregame ...
Listens to Eric Thomas, a hip-hop motivational preacher, R&B, gospel

2020-21 SEASON/CAREER HIGHS*		
Points		
Season	19, at Louisville (12/26/20)	
Career	21, MARQUETTE (1/9/19)	
Rebounds		
Season	8, vs. North Carolina (12/19/20)	
Career	9, VILLANOVA (2/24/18)	
Field Goals		
Season	6, 2x, last at Louisville (12/26/20)	
Career	8, MARQUETTE (1/9/19)	
Field Goals Attempted		
Season	12, 2x, last at Auburn (1/16/21)	
Career	14, 2x, last at Villanova (2/6/19)	
3-Point Field Goals		
Season	4, at Louisville (12/26/20)	
Career	5, MARQUETTE (1/9/19)	
3-Point Field Goals Attempted		
Season	7, vs. Georgia Tech (12/6/20)	
Career	8, MARQUETTE (1/9/19)	
Free Throws		
Season	4, MOREHEAD STATE (11/25/20)	
Career	7, MARQUETTE (1/21/17)	
Free Throws Attempted		
Season	5, 2x, last at Louisville (12/26/20)	
Career	10, vs. UCLA (11/20/17)	
Assists		
Season	6, vs. Georgia Tech (12/6/20)	
Career	8, MARQUETTE (1/21/17)	
Steals		
Season	2, 5x, last at Auburn (1/16/21)	
Career	6, at Marquette (3/3/19)	
Blocked Shots		
Season	1, at Mississippi St. (1/2/21)	
Career	2, vs. Loyola Chicago (3/19/19)	
Minutes Played		
Season	41, at Mississippi St. (1/2/21)	
Career	45, at Villanova (2/6/19)	
MISCELLANEOUS		
	2020-21	CAREER*
Dunks	1	8
Double-Figure Scoring Games	7	31
Double-Figure Rebounding Games	-	-
Games With Double-Double	-	-
Games Led UK in Scoring	5	6
Games Led UK in Rebounding	2	4
Games Led UK in Assists	4	25
Games Led UK in Steals	4	21
Games Led UK in Blocks	-	6
Games With 3+ Assists	5	45
Games With 3+ Blocks	-	-
Games With 3+ Steals	-	3
Games With 3+ Three-Pointers	2	7
*includes Creighton statistics		

- Averaging 11.3 points, 4.3 rebounds, 2.5 assists and 1.1 steals per game since entering the starting lineup against Notre Dame eight games ago
- Lifted UK to a three-point win with a game-winning 3-pointer from the left corner against Vanderbilt with 47 seconds to play
- Scored a season-high 19 points with four 3-pointers to go with seven rebounds, two assists and a pair of steals at Louisville
- Posted 17 points, eight rebounds and three 3-pointers, all team highs, vs. North Carolina
- Posted six assists vs. Georgia Tech
- In his 100th collegiate game, led UK with 12 points, two assists and a pair of steals against Kansas
- Scored 10 points with a pair of 3-pointers against Morehead State in his first game as a Wildcat and first collegiate game since 2018-19
- Graduate transfer who redshirted for Creighton's Big East champion team that finished 24-7 after battling ankle injuries throughout the season
- Missed all of last season with an injury at Creighton
- Most 185-pound bench lifts on the team with 14 reps
- Appeared in 97 career games with 79 starts at Creighton
 - In 2018-19, started all 35 games in the backcourt, averaging 9.7 points, 3.0 assists and 3.0 rebounds in 28.8 minutes per game
 - Ranked second on the team with 40 steals, third with 60 free throws made and fourth with 43 3-pointers made
 - Poured in a career-high 21 points and made 5 of 8 trifectas vs. No. 21 Marquette
 - As a sophomore, started all but one game at point guard and averaged 6.1 points, 3.2 rebounds and a team-high 3.1 assists per game
 - Led the Big East and ranked 15th nationally in assist-to-turnover ratio and also led the Big East in assist-to-turnover ratio in league play only

Game-By-Game Statistics

Opponent	Date	GS	Min	FG-A	Pct.	3FG-A	Pct.	FT-A	Pct.	Off-Def-Tot	PF	Ast	TO	Blk	Stl	Pts
MOREHEAD STATE	11/25/20		17	2-4	.500	2-3	.667	4-4	1.000	0-1-1	1	3	2	0	1	10
RICHMOND	11/29/20		9	0-4	.000	0-2	.000	0-0	.000	1-0-1	1	0	0	0	1	0
vs. Kansas	12/1/20		22	4-11	.364	2-5	.400	2-4	.500	2-0-2	0	2	3	0	2	12
vs. Georgia Tech	12/6/20		28	2-8	.250	1-7	.143	2-2	1.000	0-3-3	1	6	2	0	1	7
NOTRE DAME	12/12/20	*	30	3-9	.333	0-5	.000	1-1	1.000	1-2-3	3	4	2	0	2	7
vs. North Carolina	12/19/20	*	37	6-11	.545	3-6	.500	2-5	.400	3-5-8	3	2	2	0	0	17
at Louisville	12/26/20	*	38	6-12	.500	4-6	.667	3-5	.600	2-5-7	4	2	2	0	2	19
at Mississippi State	1/2/21	*	41	3-10	.300	1-4	.250	0-2	.000	0-4-4	1	4	5	1	1	7
VANDERBILT	1/5/21	*	35	3-8	.375	2-5	.400	3-4	.750	0-3-3	2	2	0	0	0	11
at Florida	1/9/21	*	36	5-7	.714	2-4	.500	1-1	1.000	0-1-1	3	4	2	0	2	13
ALABAMA	1/12/21	*	25	2-10	.200	1-4	.250	0-0	.000	2-3-5	0	1	1	0	0	5
at Auburn	1/16/21	*	24	5-12	.417	1-4	.250	0-2	.000	2-1-3	4	1	3	0	2	11

Career Statistics

Year	GP-GS	Min-Avg	FG-FGA	Pct	3FG-FGA	Pct	FT-FTA	Pct	Off-Def-Tot-Avg	PF-FO	Ast	TO	Blk	Stl	Pts	Avg
2016-17	29-12	354-12.2	30-78	.385	9-25	.360	26-33	.788	1-31-32-1.1	35-0	52	34	4	15	95	3.3
2017-18	33-32	696-21.1	61-151	.404	19-54	.352	60-82	.732	8-96-104-3.2	44-1	102	36	3	14	201	6.1
2018-19	35-35	1009-28.8	119-286	.416	43-124	.347	60-83	.723	18-87-105-3.0	70-0	105	76	4	40	341	9.7
2020-21	12-8	342-28.5	41-106	.387	19-55	.345	18-30	.600	13-28-41-3.4	23-0	31	24	1	14	119	9.9
TOTAL	109-87	2401-22.0	251-621	.404	90-258	.349	164-228	.719	40-242-282-2.6	172-1	290	170	12	83	756	6.9

DONTAIE ALLEN

R-Freshman | Guard | 6-6 | 198 lbs | Falmouth, Ky. | Pendleton County

11

@DontaieAllen11 | @dontaieallen11 | @tay.allen.3139



BIO BLAST

Birthday: November 5
Parents: April and Tony Thomas
Major: Communication
Most prized possession ...
His shoe collection
Why No. 11 ...
Because it's his favorite number, No. 1, twice
Inked ...
His favorite tattoo is the one of him on his left shoulder sitting on a basketball

2020-21 SEASON/CAREER HIGHS		
Points		
Season	23, at Mississippi St. (1/2/21)	
Career	23, at Mississippi St. (1/2/21)	
Rebounds		
Season	6, ALABAMA (1/12/21)	
Career	6, ALABAMA (1/12/21)	
Field Goals		
Season	8, at Mississippi St. (1/2/21)	
Career	8, at Mississippi St. (1/2/21)	
Field Goals Attempted		
Season	13, at Mississippi St. (1/2/21)	
Career	13, at Mississippi St. (1/2/21)	
3-Point Field Goals		
Season	7, at Mississippi St. (1/2/21)	
Career	7, at Mississippi St. (1/2/21)	
3-Point Field Goals Attempted		
Season	11, at Mississippi St. (1/2/21)	
Career	11, at Mississippi St. (1/2/21)	
Free Throws		
Season	4, VANDERBILT (1/5/21)	
Career	4, VANDERBILT (1/5/21)	
Free Throws Attempted		
Season	4, VANDERBILT (1/5/21)	
Career	4, VANDERBILT (1/5/21)	
Assists		
Season	-	
Career	-	
Steals		
Season	-	
Career	-	
Blocked Shots		
Season	1, 3x, last at Florida (1/9/21)	
Career	1, 3x, last at Florida (1/9/21)	
Minutes Played		
Season	32, 2x, last VANDERBILT (1/5/21)	
Career	32, 2x, last VANDERBILT (1/5/21)	
MISCELLANEOUS		
	2020-21	CAREER
Dunks	1	1
Double-Figure		
Scoring Games	2	2
Double-Figure		
Rebounding Games	-	-
Games With		
Double-Double	-	-
Games Led UK		
in Scoring	1	1
Games Led UK		
in Rebounding	1	1
Games Led UK		
in Assists	-	-
Games Led UK		
in Steals	-	-
Games Led UK		
in Blocks	-	-
Games With		
3+ Assists	-	-
Games With		
3+ Blocks	-	-
Games With		
3+ Steals	-	-
Games With		
3+ Three-Pointers	1	1

- Been a spark for the Wildcats during league play, averaging 11.8 points, second best on the team, on 20-of-43 shooting, including 15 of 30 from behind the arc
- Named SEC Freshman of the Week on Jan. 4 after he enjoyed one of the all-time breakthrough performances with 23 points in 32 minutes on 8-of-13 shooting, including 7 of 11 from 3-point range, to fuel a nine-point comeback victory at Mississippi State, all career highs
 - Played just one minute over the previous three games and 20 career minutes
 - Just the sixth freshman in school history to make seven or more treys in a game
 - Nearly all of his 3-pointers helped turn the game around, including three during the second-half comeback run, one during the first overtime to take the lead and eventually force overtime, and a dagger in the second overtime
 - Said Allen: "I didn't know when my opportunity was going to come. Obviously, it could have come today, next week or next month. Nobody knows, so I was just keeping my head down and just working hard. I am thankful for the opportunity"
- Had 14 points, five rebounds and a block in the win over Vanderbilt with two key 3-pointers and two free throws late in the game
- Knocked down a 3 and scored four points in his college debut vs. Morehead State
 - First action in any official game -- high school or college -- since December 2018
- Redshirted his freshman year after suffering a torn ACL in his left knee during his senior high school season, limiting his final year to just 13 games
- Became the first in-state signee for Kentucky since 2013
- 18th player in program history to earn Kentucky Mr. Basketball honors
- Concluded high school career with 3,255 points, 11th all-time in state history
- Averaged 42.9 points and 14.2 boards per game during his senior season
 - Dropped 50 or more points in six of his first 12 games
- Averaged 31.8 points and 11.4 rebounds per game during his junior season
 - Shot 59.1% from the floor and 39.6% from 3-point range
- Great size and frame, including an 86.5-inch wingspan and a team-high hand width of 11.5 inches

Game-By-Game Statistics

Opponent	Date	GS	Min	FG-A	Pct.	3FG-A	Pct.	FT-A	Pct.	Off-Def-Tot	PF	Ast	TO	Blk	Stl	Pts
MOREHEAD STATE	11/25/20	6	1-3	.333	1-3	.333	1-2	.500	1-0-1	1	0	1	0	0	0	4
RICHMOND	11/29/20															
vs. Kansas	12/1/20	9	1-2	.500	1-2	.500	0-0	.000	0-0-0	1	0	0	0	0	0	3
vs. Georgia Tech	12/6/20	4	0-1	.000	0-1	.000	0-0	.000	0-0-0	1	0	3	0	0	0	0
NOTRE DAME	12/12/20															
vs. North Carolina	12/19/20	1	0-0	.000	0-0	.000	0-0	.000	0-0-0	1	0	0	0	0	0	0
at Louisville	12/26/20															
vs. Mississippi State	1/2/21	32	8-13	.615	7-11	.529	0-0	.000	0-4-4	3	0	0	1	0	0	23
VANDERBILT	1/5/21	32	4-10	.400	2-5	.400	4-4	1.000	0-5-5	1	0	1	1	0	0	14
at Florida	1/9/21	22	2-5	.400	2-3	.667	0-0	.000	0-2-2	0	0	0	1	0	0	6
ALABAMA	1/12/21	24	3-8	.375	2-5	.400	0-0	.000	1-5-6	2	0	4	0	0	0	8
at Auburn	1/16/21	23	3-7	.429	2-6	.333	0-1	.000	0-2-2	0	0	0	0	0	0	8

Career Statistics

Year	GP-GS	Min-Avg	FG-FGA	Pct	3FG-FGA	Pct	FT-FTA	Pct	Off-Def-Tot-Avg	PF-FO	Ast	TO	Blk	Stl	Pts	Avg
2020-21	9-0	153-17.0	22-49	.449	17-36	.472	5-7	.714	2-18-20-2.2	10-0	0	9	3	0	66	7.3
TOTAL	9-0	153-17.0	22-49	.449	17-36	.472	5-7	.714	2-18-20-2.2	10-0	0	9	3	0	66	7.3

KEION BROOKS JR.

Sophomore | Forward | 6-7 | 205 lbs | Fort Wayne, Ind. | La Lumiere

12

 @KeionB_12 |
  @klbj.xii



BIO BLAST

Birthday: August 7

Parents: Sarita and Keion Brooks Sr.

Major: Communication

Did you know ...

His father played basketball at Wright State and Keion wears No. 12 because that was his father's number as well

Get involved ...

Member of the 2020-21 NABC Player Development Coalition, the 2020-21 SEC Council on Racial Equality and Social Justice

2020-21 SEASON/CAREER HIGHS		
Points		
Season	12, at Florida (1/9/21)	
Career	15, FAIRLEIGH DICKINSON (12/7/19)	
Rebounds		
Season	6, 2x, last at Auburn (1/16/21)	
Career	9, at Tennessee (2/8/20)	
Field Goals		
Season	6, at Florida (1/9/21)	
Career	6, 2x, last at Florida (1/9/21)	
Field Goals Attempted		
Season	12, ALABAMA (1/12/21)	
Career	12, ALABAMA (1/12/21)	
3-Point Field Goals		
Season	-	
Career	2, at Florida (3/7/20)	
3-Point Field Goals Attempted		
Season	2, 2x, last ALABAMA (1/12/21)	
Career	2, 8x, last ALABAMA (1/12/21)	
Free Throws		
Season	2, ALABAMA (1/12/21)	
Career	4, at Arkansas (1/28/20)	
Free Throws Attempted		
Season	2, ALABAMA (1/12/21)	
Career	6, 2x, last at Arkansas (1/28/20)	
Assists		
Season	4, at Florida (1/9/21)	
Career	4, at Florida (1/9/21)	
Steals		
Season	2, at Auburn (1/16/21)	
Career	2, 3x, last at Auburn (1/16/21)	
Blocked Shots		
Season	2, at Auburn (1/16/21)	
Career	2, 2x, last at Auburn (1/16/21)	
Minutes Played		
Season	27, at Auburn (1/16/21)	
Career	27, 2x, last at Auburn (1/16/21)	
MISCELLANEOUS		
	2020-21	CAREER
Dunks	4	13
Double-Figure Scoring Games	2	7
Double-Figure Rebounding Games	-	-
Games With Double-Double	-	-
Games Led UK in Scoring	-	-
Games Led UK in Rebounding	2	4
Games Led UK in Assists	1	1
Games Led UK in Steals	-	2
Games Led UK in Blocks	1	3
Games With 3+ Assists	1	1
Games With 3+ Blocks	-	-
Games With 3+ Steals	-	-
Games With 3+ Three-Pointers	-	-

- Missed the first nine games of the season with a left leg injury
- On just two days of practice since being medically cleared, made a major impact with 12 points, a team-high-tying six rebounds, and a team- and career-high four assists
- Brooks on his return: "I've always believed in my ability to come back and play well. I was constantly working out, staying in great shape"
- Averaging 10.0 points and 5.3 rebounds since his return and is shooting 51.9%
- Played in all 31 games with six starts and five double-figure scoring games in his freshman season
 - Played a career-high 27 minutes in the 18-point comeback at Florida, posting his fifth double-figure scoring game of the season with 10 points, including a career-high two 3-pointers
 - After coming up with a key defensive rebound, hit the game-clinching free throws in the final seconds vs. Ole Miss
 - Grabbed a career-high nine rebounds in 26 minutes at Tennessee
 - Emerged as a spark in the games at Arkansas and vs. Georgia, posting 10 points and seven rebounds vs. the Razorbacks and eight points and five rebounds vs. the Bulldogs, igniting game-changing runs in both games
 - Scored a career-high 15 points to go along with five rebounds vs. Fairleigh Dickinson on 6-of-11 shooting in an efficient 16 minutes of action
 - Posted his first double-figure scoring game as a Wildcat against Eastern Kentucky with 11 points
- 85-inch wingspan
- Ranked the No. 24 overall player by the Recruiting Services Consensus Index
- Averaged 20.1 points and 7.5 rebounds per game for La Lumiere School, which appeared in the GEICO High School Nationals
 - In the semifinals of that tournament scored a team-high 20 points
- Underrated athlete with a 37-inch vertical and one of the best dunkers on the team

Game-By-Game Statistics

Opponent	Date	GS	Min	FG-A	Pct.	3FG-A	Pct.	FT-A	Pct.	Off-Def-Tot	PF	Ast	TO	Blk	Stl	Pts
MOREHEAD STATE	11/25/20									DNP - Left leg injury						
RICHMOND	11/29/20									DNP - Left leg injury						
vs. Kansas	12/1/20									DNP - Left leg injury						
vs. Georgia Tech	12/6/20									DNP - Left leg injury						
NOTRE DAME	12/12/20									DNP - Left leg injury						
vs. North Carolina	12/19/20									DNP - Left leg injury						
at Louisville	12/26/20									DNP - Left leg injury						
at Mississippi State	1/2/21									DNP - Left leg injury						
VANDERBILT	1/5/21									DNP - Left leg injury						
at Florida	1/9/21		25	6-8	.750	0-2	.000	0-0	.000	0-6-6	0	4	2	1	1	12
ALABAMA	1/12/21	*	23	4-12	.333	0-2	.000	2-2	1.000	3-1-4	3	0	3	1	1	10
at Auburn	1/16/21		27	4-7	.571	0-1	.000	0-0	.000	5-1-6	5	1	1	2	2	8

Career Statistics

Year	GP-GS	Min-Avg	FG-FGA	Pct	3FG-FGA	Pct	FT-FTA	Pct	Off-Def-Tot-Avg	PF-FO	Ast	TO	Blk	Stl	Pts	Avg
2019-20	31-6	470-15.2	58-123	.472	5-19	.263	17-27	.630	31-68-99-3.2	46-0	6	25	13	11	138	4.5
2020-21	3-1	75-25.0	14-27	.519	0-5	.000	2-2	1.000	8-8-16-5.3	8-1	5	6	4	4	30	10.0
TOTAL	34-7	545-16.0	72-150	.480	5-24	.208	19-29	.655	39-76-115-3.4	54-1	11	31	17	15	168	4.9

RILEY WELCH

Senior | Guard | 6-0 | 185 lbs | Littleton, Colo. | College of the Desert

13

[@Riley_Welch](#) |
 [@riley_welch](#) |
 [@Riley.Welch13](#)



BIO BLAST

Birthday: September 26

Parents: Jean and John Welch

Major: Liberal studies

Why No. 13 ...
Because it was Steve Nash's number

Most famous people he's hooped with ...
Carmelo Anthony, Allen Iverson and Chris Paul

Basketball's in the blood ...
Father played basketball at UNLV and has served as a coach in the NBA for 15 years

2020-21 SEASON/CAREER HIGHS*		
Points		
Season	-	
Career	5, at Denver (11/12/17)	
Rebounds		
Season	-	
Career	4, UC RIVERSIDE (1/24/18)	
Field Goals		
Season	-	
Career	1, 4x, last at Hawaii (2/24/18)	
Field Goals Attempted		
Season	-	
Career	3, at Hawaii (2/24/18)	
3-Point Field Goals		
Season	-	
Career	1, 2x, last CHAPMAN (11/14/17)	
3-Point Field Goals Attempted		
Season	-	
Career	1, 8x, last at Hawaii (2/24/18)	
Free Throws		
Season	-	
Career	2, 2x, last UC RIVERSIDE (1/24/18)	
Free Throws Attempted		
Season	-	
Career	2, 2x, last UC RIVERSIDE (1/24/18)	
Assists		
Season	-	
Career	4, CHAPMAN (11/14/17)	
Steals		
Season	-	
Career	1, 4x, last LAMAR (11/24/19)	
Blocked Shots		
Season	-	
Career	-	
Minutes Played		
Season	1, MOREHEAD STATE (11/25/20)	
Career	14, UC RIVERSIDE (1/24/18)	
MISCELLANEOUS		
	2020-21	CAREER*
Dunks	-	-
Double-Figure	-	-
Scoring Games	-	-
Double-Figure	-	-
Rebounding Games	-	-
Games With	-	-
Double-Double	-	-
Games Led UK	-	-
in Scoring	-	-
Games Led UK	-	-
in Rebounding	-	-
Games Led UK	-	-
in Assists	-	2
Games Led UK	-	-
in Steals	-	-
Games Led UK	-	-
in Blocks	-	-
Games With	-	-
3+ Assists	-	2
Games With	-	-
3+ Blocks	-	-
Games With	-	-
3+ Steals	-	-
Games With	-	-
3+ Three-Pointers	-	-
*Division I statistics only		

- Walk-on
- Saw action vs. Morehead State in the last minute
- Participated in the 2020 SEC Career Tour
- Made four appearances with two steals in 2019-20
 - Made first appearance as a Wildcat in regular-season action vs. Eastern Kentucky and recorded a steal
- Saw action in 27 games a season ago at the College of the Desert
 - Averaged 8.2 points, 5.0 assists and 3.5 rebounds per game
 - Dished out a team-high 134 assists and sunk 31 shots from beyond the arc
 - Scored a career-high 29 points vs. San Jacinto on 9-of-11 shooting and 10 of 11 from the free-throw line
- Played at UC Irvine his freshman season, appearing in 27 games
 - Saw double-digit minutes four times
 - Scored five points in his collegiate debut at Denver
- Played for Chatfield High School to conclude his prep career
 - Won a league or county championship during all four years of his high school career
 - 2016 Chauncey Billups regional champion
 - School reached the Colorado High School Activities Association Final Four in 2016
 - Two-time All-Conference performer
 - Academic All-State

Game-By-Game Statistics

Opponent	Date	GS	Min	FG-A	Pct.	3FG-A	Pct.	FT-A	Pct.	Off-Def-Tot	PF	Ast	TO	Blk	Stl	Pts
MOREHEAD STATE	11/25/20		1	0-0	.000	0-0	.000	0-0	.000	0-0-0	0	0	0	0	0	0
RICHMOND	11/29/20															
vs. Kansas	12/1/20															
vs. Georgia Tech	12/6/20															
NOTRE DAME	12/12/20															
vs. North Carolina	12/19/20															
at Louisville	12/26/20															
at Mississippi State	1/2/21															
VANDERBILT	1/5/21															
at Florida	1/9/21															
ALABAMA	1/12/21															
at Auburn	1/16/21															

Career Statistics

Year	GP-GS	Min-Avg	FG-FGA	Pct	3FG-FGA	Pct	FT-FTA	Pct	Off-Def-Tot-Avg	PF-FO	Ast	TO	Blk	Stl	Pts	Avg
2017-18	27-0	143-5.8	4-13	.308	2-8	.250	4-5	.800	2-12-14-0.5	22-0	15	7	0	2	14	0.5
2019-20	4-0	3-0.8	0-1	.000	0-0	.000	0-0	.000	0-0-0-0.0	0-0	0	0	0	2	0	0.0
2020-21	1-0	1-1.0	0-0	.000	0-0	.000	0-0	.000	0-0-0-0.0	0-0	0	0	0	0	0	0.0
TOTAL	32-0	147-4.6	4-14	.286	2-8	.250	4-5	.800	2-12-14-0.5	22-0	15	7	0	4	14	0.5



BIO BLAST

Birthday: July 15

Parents: Melissa and Lynn Canada

Major: Communication

I'll be your hero ...

His definition of a hero is someone who you can rely on and follow

Fan of the Wildcats ...

Born in Lexington, Ky., and cheered for the Wildcats growing up. De'Aaron Fox is his favorite former Wildcat

Giving back ...

Participated in Big Brothers, Big Sisters

2020-21 SEASON/CAREER HIGHS		
Points		
Season	-	
Career	-	
Rebounds		
Season	-	
Career	-	
Field Goals		
Season	-	
Career	-	
Field Goals Attempted		
Season	-	
Career	-	
3-Point Field Goals		
Season	-	
Career	-	
3-Point Field Goals Attempted		
Season	-	
Career	-	
Free Throws		
Season	-	
Career	-	
Free Throws Attempted		
Season	-	
Career	-	
Assists		
Season	-	
Career	-	
Steals		
Season	-	
Career	-	
Blocked Shots		
Season	-	
Career	-	
Minutes Played		
Season	1, MOREHEAD STATE (11/25/20)	
Career	1, 4x, last MOREHEAD ST. (11/25/20)	
MISCELLANEOUS		
	2020-21	CAREER
Dunks	-	-
Double-Figure	-	-
Scoring Games	-	-
Double-Figure	-	-
Rebounding Games	-	-
Games With	-	-
Double-Double	-	-
Games Led UK	-	-
in Scoring	-	-
Games Led UK	-	-
in Rebounding	-	-
Games Led UK	-	-
in Assists	-	-
Games Led UK	-	-
in Steals	-	-
Games Led UK	-	-
in Blocks	-	-
Games With	-	-
3+ Assists	-	-
Games With	-	-
3+ Blocks	-	-
Games With	-	-
3+ Steals	-	-
Games With	-	-
3+ Three-Pointers	-	-

- Walk-on
- Saw action vs. Morehead State in the last minute
- Made four appearances in his first season
 - Made first appearance as a Wildcat in regular-season action vs. Eastern Kentucky
- Capped his high school career with 1,371 career points and 776 rebounds
 - Two-year captain
 - Named an All-10th Region First Team selection
 - Averaged 15.0 points and 9.5 rebounds per game as a senior
 - Had 13 double-doubles
 - Double-digit scorer over his final three seasons
 - Three-time All-District Team selection and a three-time All-District Tournament Team pick
 - Team claimed two District 40 titles
 - 10th Region runners-up in 2019

Game-By-Game Statistics

Opponent	Date	GS	Min	FG-A	Pct.	3FG-A	Pct.	FT-A	Pct.	Off-Def-Tot	PF	Ast	TO	Blk	Stl	Pts
MOREHEAD STATE	11/25/20		1	0-0	.000	0-0	.000	0-0	.000	0-0-0	0	0	0	0	0	0
RICHMOND	11/29/20															
vs. Kansas	12/1/20															
vs. Georgia Tech	12/6/20															
NOTRE DAME	12/12/20															
vs. North Carolina	12/19/20															
at Louisville	12/26/20															
at Mississippi State	1/2/21															
VANDERBILT	1/5/21															
at Florida	1/9/21															
ALABAMA	1/12/21															
at Auburn	1/16/21															

Career Statistics

Year	GP-GS	Min-Avg	FG-FGA	Pct	3FG-FGA	Pct	FT-FTA	Pct	Off-Def-Tot-Avg	PF-FO	Ast	TO	Blk	Stl	Pts	Avg
2019-20	4-0	3-0.8	0-0	.000	0-0	.000	0-0	.000	0-0-0-0.0	0-0	0	1	0	0	0	0.0
2020-21	1-0	1-1.0	0-0	.000	0-0	.000	0-0	.000	0-0-0-0.0	0-0	0	0	0	0	0	0.0
TOTAL	5-0	4-0.8	0-0	.000	0-0	.000	0-0	.000	0-0-0-0.0	0-0	0	1	0	0	0	0.0

20



 @alexander.payne23

MISCELLANEOUS	2020-21	CAREER
Dunks	-	-
Double-Figure Scoring Games	-	-
Double-Figure Rebounding Games	-	-
Games With Double-Double	-	-
Games Led UK in Scoring	-	-
Games Led UK in Rebounding	-	-
Games Led UK in Assists	-	-
Games Led UK in Steals	-	-
Games Led UK in Blocks	-	-
Games With 3+ Assists	-	-
Games With 3+ Blocks	-	-
Games With 3+ Steals	-	-
Games With 3+ Three-Pointers	-	-

- Made his collegiate debut with a minute of action against Morehead State
 - First action in any official game -- high school or college -- since February 2018
- Spent his first two seasons as Wildcat rehabbing his knee after suffering an injury during his senior season in high school. Took a medical redshirt in his first season
- Began practicing in early January for the first time in his college career
- A highly-productive player out of Lexington Catholic. Scored 1,282 career points, which ranks 14th all-time in program history
 - Also collected 934 career rebounds, which ranks fourth all-time in school history
 - Three-year starter in high school
 - Averaged 19.3 points and 8.7 rebounds a game as a senior at Lexington Catholic

His dad is his greatest influence on his life and in the game of basketball

[illegible]

Year	GP-GS	Min-Avg	FG-FGA	Pct	3FG-FGA	Pct	FT-FTA	Pct	Off-Def-Tot-Avg	PF-FO	Ast	TO	Blk	Stl	Pts	Avg
2020-21	1-0	1-1.0	0-0	.000	0-0	.000	0-0	.000	0-0-0-0.0	0-0	0	0	0	0	0	0.0
TOTAL	1-0	1-1.0	0-0	.000	0-0	.000	0-0	.000	0-0-0-0.0	0-0	0	0	0	0	0	0.0

CAM'RON FLETCHER

Freshman | Forward | 6-6 | 215 lbs | St. Louis | Vashon

21

 @CamRonFletcher1

 @camron



BIO BLAST

Birthday: July 10

Parents: Tamika Fletcher and Michael Henderson

Major: Undeclared/exploratory studies in agriculture

First flush ...
Dunked for the first time at age 13

Few of his favorites ...
Movie is Boyz n the Hood and favorite food is chicken

Best basketball memory ...
Winning the state championship

2020-21 SEASON/CAREER HIGHS		
Points		
Season	9, MOREHEAD STATE (11/25/20)	
Career	9, MOREHEAD STATE (11/25/20)	
Rebounds		
Season	6, RICHMOND (11/29/20)	
Career	6, RICHMOND (11/29/20)	
Field Goals		
Season	4, MOREHEAD STATE (11/25/20)	
Career	4, MOREHEAD STATE (11/25/20)	
Field Goals Attempted		
Season	5, MOREHEAD STATE (11/25/20)	
Career	5, MOREHEAD STATE (11/25/20)	
3-Point Field Goals		
Season	1, MOREHEAD STATE (11/25/20)	
Career	1, MOREHEAD STATE (11/25/20)	
3-Point Field Goals Attempted		
Season	2, vs. Kansas (12/1/20)	
Career	2, vs. Kansas (12/1/20)	
Free Throws		
Season	-	
Career	-	
Free Throws Attempted		
Season	-	
Career	-	
Assists		
Season	3, MOREHEAD STATE (11/25/20)	
Career	3, MOREHEAD STATE (11/25/20)	
Steals		
Season	2, vs. Kansas (12/1/20)	
Career	2, vs. Kansas (12/1/20)	
Blocked Shots		
Season	-	
Career	-	
Minutes Played		
Season	17, MOREHEAD STATE (11/25/20)	
Career	17, MOREHEAD STATE (11/25/20)	
MISCELLANEOUS		
	2020-21	CAREER
Dunks	-	-
Double-Figure	-	-
Scoring Games	-	-
Double-Figure	-	-
Rebounding Games	-	-
Games With		
Double-Double	-	-
Games Led UK		
in Scoring	-	-
Games Led UK		
in Rebounding	-	-
Games Led UK		
in Assists	-	-
Games Led UK		
in Steals	2	2
Games Led UK		
in Blocks	-	-
Games With		
3+ Assists	1	1
Games With		
3+ Blocks	-	-
Games With		
3+ Steals	-	-
Games With		
3+ Three-Pointers	-	-

- Suspended for the Louisville game for conduct detrimental to the team but returned to the team the next week
 - Calipari: "We understood that this is for the long haul. This is to get you to change. There were a couple of other things that I said to him that I absolutely expected, that if you wanted to be a part of it, this is how this would be. And he was great. I think the kid feels bad, but he had to have a wake-up call. The conversation was, he came in and he hugged me. 'Coach, I'm telling you, I'm going to be a different guy.' Perfect.
- Logged his first career start vs. Richmond
- Did a little bit of everything for the Wildcats in his collegiate debut vs. Morehead State with nine points, five boards, three assists and a steal in an efficient 17 minutes
- Consensus four-star prospect who was ranked as high as No. 49 in the country by Rivals
- Averaged 20.6 points, 9.8 rebounds and 2.7 blocks per game to lead Vashon High School to the Missouri State High School Activities Association Class 4 state semifinals before postseason play was canceled
- Named the Missouri Basketball Coaches Association Class 4 Player of the Year and was a MBCAC CLASS 5 All-State Team selection
- Two-time state champion
- During the 2019 Nike Elite Youth Basketball League, averaged 11.8 points, 6.5 rebounds and 1.4 assists per game
- Climbed the rankings after his surge in the Nike EYBL circuit and a standout performance at the NBPA Top 100 Camp in 2019

Game-By-Game Statistics

Opponent	Date	GS	Min	FG-A	Pct.	3FG-A	Pct.	FT-A	Pct.	Off-Def-Tot	PF	Ast	TO	Blk	Stl	Pts
MOREHEAD STATE	11/25/20		17	4-5	.800	1-1	1.000	0-0	.000	1-4-5	3	3	0	0	1	9
RICHMOND	11/29/20	*	15	2-3	.667	0-0	.000	0-0	.000	2-4-6	2	0	2	0	1	4
vs. Kansas	12/1/20		13	0-2	.000	0-2	.000	0-0	.000	0-2-2	0	0	0	0	2	0
vs. Georgia Tech	12/6/20		1	0-0	.000	0-0	.000	0-0	.000	0-0-0	0	0	0	0	0	0
NOTRE DAME	12/12/20		4	0-1	.000	0-1	.000	0-0	.000	0-0-0	0	0	0	0	0	0
vs. North Carolina	12/19/20		2	0-0	.000	0-0	.000	0-0	.000	0-0-0	1	0	0	0	1	0
at Louisville	12/26/20															
at Mississippi State	1/2/21															
VANDERBILT	1/5/21															
at Florida	1/9/21															
ALABAMA	1/12/21															
at Auburn	1/16/21															

Career Statistics

Year	GP-GS	Min-Avg	FG-FGA	Pct	3FG-FGA	Pct	FT-FTA	Pct	Off-Def-Tot-Avg	PF-FO	Ast	TO	Blk	Stl	Pts	Avg
2020-21	6-1	52-8.7	6-11	.545	1-4	.250	0-0	.000	3-10-13-2.2	8-0	3	2	0	5	13	2.2
TOTAL	6-1	52-8.7	6-11	.545	1-4	.250	0-0	.000	3-10-13-2.2	8-0	3	2	0	5	13	2.2



BIO BLAST

Birthday: January 10

Parents: DeUngela and Wesley Jackson

Major: Undeclared/exploratory studies in agriculture

First flush and favorite memory ...
Considers his favorite basketball memory to be his first dunk, which he did in the eighth grade at a basketball camp in Rochester, Michigan

UK bigs ...
Favorite Wildcats are Anthony Davis and Karl-Anthony Towns

2020-21 SEASON/CAREER HIGHS		
Points		
Season	14, ALABAMA (1/12/21)	
Career	14, ALABAMA (1/12/21)	
Rebounds		
Season	14, RICHMOND (11/29/20)	
Career	14, RICHMOND (11/29/20)	
Field Goals		
Season	4, 3x, last at Florida (1/9/21)	
Career	4, 3x, last at Florida (1/9/21)	
Field Goals Attempted		
Season	8, 2x, last vs. Georgia Tech (12/6/20)	
Career	8, 2x, last vs. Georgia Tech (12/6/20)	
3-Point Field Goals		
Season	-	
Career	-	
3-Point Field Goals Attempted		
Season	1, 2x, last vs. Kansas (12/1/20)	
Career	1, 2x, last vs. Kansas (12/1/20)	
Free Throws		
Season	8, ALABAMA (1/12/21)	
Career	8, ALABAMA (1/12/21)	
Free Throws Attempted		
Season	10, ALABAMA (1/12/21)	
Career	10, ALABAMA (1/12/21)	
Assists		
Season	4, vs. Georgia Tech (12/6/20)	
Career	4, vs. Georgia Tech (12/6/20)	
Steals		
Season	3, at Mississippi St. (1/2/21)	
Career	3, at Mississippi St. (1/2/21)	
Blocked Shots		
Season	8, vs. Kansas (12/1/20)	
Career	8, vs. Kansas (12/1/20)	
Minutes Played		
Season	32, vs. Georgia Tech (12/6/20)	
Career	32, vs. Georgia Tech (12/6/20)	
MISCELLANEOUS		
	2020-21	CAREER
Dunks	6	6
Double-Figure		
Scoring Games	1	1
Double-Figure		
Rebounding Games	3	3
Games With		
Double-Double	-	-
Games Led UK		
in Scoring	1	1
Games Led UK		
in Rebounding	6	6
Games Led UK		
in Assists	-	-
Games Led UK		
in Steals	4	4
Games Led UK		
in Blocks	11	11
Games With		
3+ Assists	1	1
Games With		
3+ Blocks	5	5
Games With		
3+ Steals	1	1
Games With		
3+ Three-Pointers	-	-

- Leads UK in rebounds per game (6.6)
- Leads the SEC in blocks per game (3.1) and ranks sixth nationally
- Career-high 14 points with six boards, seven blocks and a pair of steals against Alabama
- Solid all-around game at Florida with a career-high-tying nine points, six rebounds, four blocks and two assists
- Block percentage is 15.9%, second in the country and ahead of UK record-setting shot blockers Anthony Davis (13.8% in 2011-12) and Nerlens Noel (13.2% in 2012-13)
- Introduced himself to the nation with seven points, 12 rebounds, eight swats vs. Kansas
 - First UK player with eight or more blocks since Willie Cauley-Stein had nine against Boise State on Dec. 10, 2013, and the most ever by a Wildcat vs. an Associated Press top-10 opponent
- Despite tweaking his ankle vs. Morehead State, grabbed 14 rebounds and blocked two shots vs. Richmond
- Preseason watch list for Karl Malone Award, presented annually to the nation's best power forward by the Naismith Memorial Basketball Hall of Fame
- Considered a five-star prospect by Rivals, where he was ranked the No. 28 overall player in the class
- 2020 Big Blue Madness slam dunk contest champion
- Impressive athletic ability with an 86.5-inch wingspan and clocked the fastest 3/4-court sprint on the team at 3.21 seconds
- Averaged 19.7 points, 13.0 rebounds, 7.7 blocks, 3.3 assists and 2.1 steals per game for Waterford Mott his senior season
- Michigan All-State Division I (Associated Press) recipient and finalist for the Mr. Michigan Basketball award
- Three-time All-State selection and four-time conference defensive player of the year
- During the Nike Elite Youth Basketball League in 2019, averaged 11.0 points, 6.2 rebounds and 2.7 blocks per game
- Named to the Jordan Brand Classic

Game-By-Game Statistics

Opponent	Date	GS	Min	FG-A	Pct.	3FG-A	Pct.	FT-A	Pct.	Off-Def-Tot	PF	Ast	TO	Blk	Stl	Pts
MOREHEAD STATE	11/25/20	*	17	4-5	.800	0-0	.000	1-2	.500	2-2-4	3	1	1	2	0	9
RICHMOND	11/29/20		25	2-8	.250	0-1	.000	2-5	.400	7-7-14	1	0	3	2	0	6
vs. Kansas	12/1/20	*	30	3-7	.429	0-1	.000	1-1	1.000	3-9-12	4	0	1	8	0	7
vs. Georgia Tech	12/6/20	*	32	4-8	.500	0-0	.000	1-1	1.000	3-9-12	3	4	3	1	1	9
NOTRE DAME	12/12/20	*	16	0-1	.000	0-0	.000	1-2	.500	2-3-5	3	1	0	1	0	1
vs. North Carolina	12/19/20	*	15	1-2	.500	0-0	.000	1-2	.500	1-4-5	5	0	2	1	0	3
at Louisville	12/26/20	*	21	2-6	.333	0-0	.000	3-4	.750	4-3-7	5	0	3	3	2	7
at Mississippi State	1/2/21	*	20	1-4	.250	0-0	.000	0-1	.000	1-1-2	2	1	1	4	3	2
VANDERBILT	1/5/21		16	1-2	.500	0-0	.000	2-2	1.000	2-3-5	2	0	0	2	0	4
at Florida	1/9/21		20	4-7	.571	0-0	.000	1-2	.500	1-5-6	1	2	4	4	1	9
ALABAMA	1/12/21		23	3-5	.600	0-0	.000	8-10	.800	3-3-6	3	0	3	7	2	14
at Auburn	1/16/21	*	11	0-3	.000	0-0	.000	2-2	1.000	0-1-1	0	0	0	2	0	2

Career Statistics

Year	GP-GS	Min-Avg	FG-FGA	Pct	3FG-FGA	Pct	FT-FTA	Pct	Off-Def-Tot-Avg	PF-FO	Ast	TO	Blk	Stl	Pts	Avg
2020-21	12-8	246-20.5	25-58	.431	0-2	.000	23-34	.676	29-50-79-6.6	32-2	9	21	37	9	73	6.1
TOTAL	12-8	246-20.5	25-58	.431	0-2	.000	23-34	.676	29-50-79-6.6	32-2	9	21	37	9	73	6.1

Freshman | Guard | 5-8 | 145 lbs | Camden, N.J. | Kingsway Regional

25



 @stink_cvp

Points	
Season	-
Career	-
Rebounds	
Season	-
Career	-
Field Goals	
Season	-
Career	-
Field Goals Attempted	
Season	-
Career	-
3-Point Field Goals	
Season	-
Career	-
3-Point Field Goals Attempted	
Season	-
Career	-
Free Throws	
Season	-
Career	-
Free Throws Attempted	
Season	-
Career	-
Assists	
Season	-
Career	-
Steals	
Season	-
Career	-
Blocked Shots	
Season	-
Career	-
Minutes Played	
Season	-
Career	-

- Walk-on
- Appeared in all 26 games for Kingsway Regional during his senior season
- Averaged 8.7 points per game and notched 11 double-figure scoring efforts
- Knocked down multiple 3-pointers in 12 games
- Scored a season-high 19 points on six made 3s with four assists against Woodstown
- Also posted 16 points, five rebounds and four assists at Clearview and recorded 15 points, six boards and five dimes vs. Cumberland
- Dished out four or more assists in 14 games
- Produced three or more steals in 10 games
- Helped advance Kingsway to the 2020 NJSIAA Group 4 Championship field of 64
- Stepson of Dajuan Wagner, John Calipari's first one-and-done player at Memphis

Birthday: February 3

Parents: Syreeta Brittingham and Dajuan Wagner

Major: Finance

Hidden talent ...
Can juggle

Pregame playlist ...
Listens to NBA YoungBoy, Polo G and Lil Durk

Favorites ...
Favorite food is chicken and his favorite movie is Friday

Opponent	Date	GS	Min	FG-A	Pct.	3FG-A	Pct.	FT-A	Pct.	Off-Def-Tot	PF	Ast	TO	Blk	Stl	Pts
MOREHEAD STATE	11/25/20					DNP	- Coach's decision									
RICHMOND	11/29/20					DNP	- Coach's decision									
vs. Kansas	12/1/20					DNP	- Coach's decision									
vs. Georgia Tech	12/6/20					DNP	- Coach's decision									
NOTRE DAME	12/12/20					DNP	- Coach's decision									
vs. North Carolina	12/19/20					DNP	- Coach's decision									
at Louisville	12/26/20					DNP	- Coach's decision									
at Mississippi State	1/2/21					DNP	- Coach's decision									
VANDERBILT	1/5/21					DNP	- Coach's decision									
at Florida	1/9/21					DNP	- Coach's decision									
ALABAMA	1/12/21					DNP	- Coach's decision									
at Auburn	1/16/21					DNP	- Coach's decision									

[illegible]

OLIVIER SARR

Senior | Forward | 7-0 | 237 lbs | Bordeaux, France | Wake Forest

30

Twitter @sarr_olivier

Instagram @olivier_sarr



BIO BLAST

Birthdate: February 20

Parents: Marie and Massar Sarr

Major: Communication

Renaissance Man ...
Hobbies include fishing, yoga, playing cards, reading, cooking

Hidden talent ...
Can play the clarinet

The Dream ...
Favorite basketball player is Hakeem Olajuwon

2020-21 SEASON/CAREER HIGHS*		
Points		
Season	24, VANDERBILT (1/5/21)	
Career	30, NOTRE DAME (2/20/20)	
Rebounds		
Season	12, at Mississippi St. (1/2/21)	
Career	17, NOTRE DAME (2/20/20)	
Field Goals		
Season	11, NOTRE DAME (12/12/20)	
Career	12, NOTRE DAME (2/20/20)	
Field Goals Attempted		
Season	16, 2x, last at Mississippi St. (1/2/21)	
Career	18, vs. Pittsburgh (3/10/20)	
3-Point Field Goals		
Season	2, at Mississippi St. (1/2/21)	
Career	2, at Mississippi St. (1/2/21)	
3-Point Field Goals Attempted		
Season	2, at Mississippi St. (1/2/21)	
Career	3, 4x, last at Virginia (1/22/19)	
Free Throws		
Season	14, VANDERBILT (1/5/21)	
Career	14, VANDERBILT (1/5/21)	
Free Throws Attempted		
Season	17, VANDERBILT (1/5/21)	
Career	17, VANDERBILT (1/5/21)	
Assists		
Season	2, 5x, last ALABAMA (1/12/21)	
Career	4, at Pittsburgh (1/4/20)	
Steals		
Season	1, 4x, last at Auburn (1/16/21)	
Career	4, NORTH CAROLINA A&T (12/21/19)	
Blocked Shots		
Season	3, NOTRE DAME (12/12/20)	
Career	5, at Charlotte (11/17/19)	
Minutes Played		
Season	38, RICHMOND (11/29/20)	
Career	38, RICHMOND (11/29/20)	
MISCELLANEOUS		
	2020-21	CAREER*
Dunks	6	56
Double-Figure		
Scoring Games	5	32
Double-Figure		
Rebounding Games	2	16
Games With		
Double-Double	2	13
Games Led UK		
in Scoring	2	11
Games Led UK		
in Rebounding	2	31
Games Led UK		
in Assists	1	3
Games Led UK		
in Steals	-	8
Games Led UK		
in Blocks	4	43
Games With		
3+ Assists	-	5
Games With		
3+ Blocks	1	6
Games With		
3+ Steals	-	1
Games With		
3+ Three-Pointers	-	-
*includes Wake Forest statistics		

- Averaging a team-best 12.0 points and 6.2 rebounds during league play
- Team-high two double-doubles this season
 - 17 points and 11 rebounds in a career-high 38 minutes vs. Richmond
 - 14 points, 12 rebounds and a career-high two 3-pointers in the nine-point comeback at Mississippi State, including the key 3-pointer in the second overtime
- Season-high 24 points with a 14-of-17 night at the foul line to go along with two blocks and seven boards in the win over Vanderbilt
- Led UK with 22 points, seven boards, three blocks and two assists against Notre Dame
- Granted immediate eligibility to play this season after transferring from Wake Forest
- Considered one of the top graduate transfers this offseason
- Preseason All-SEC Second Team selection by the coaches and the media
- Preseason watch list for Kareem Abdul-Jabbar Award, presented annually to the nation's best center by the Naismith Memorial Basketball Hall of Fame
- Top wingspan on the team at 87.5 inches
- All-Atlantic Coast Conference Third Team selection and runner-up for ACC Most Improved Player in 2019-20
- Appeared in 85 career games with 31 starts for Wake Forest
- Played in 30 games for Wake Forest last season with 15 starts
 - Averaged 13.7 points and 9.0 rebounds per game
 - Led the team with 11 double-doubles and 33 blocks
 - Scored in double figures in 23 games
- Two-time ACC Player of the Week, becoming the 12th different Demon Deacon to win it twice in a season
- Ended the season with six straight games in double figures, including 20 points and 13 rebounds vs. Pittsburgh in the finale
- Also tallied eight offensive rebounds in the game vs. Pitt, which tied a school ACC Tournament record
- Set career highs of 30 points and 17 rebounds vs. Notre Dame to become the third Deacon in the past 50 years to have a 30-and-15 game against an ACC opponent

Game-By-Game Statistics

Opponent	Date	GS	Min	FG-A	Pct.	3FG-A	Pct.	FT-A	Pct.	Off-Def-Tot	PF	Ast	TO	Blk	Stl	Pts
MOREHEAD STATE	11/25/20	*	21	4-6	.667	0-0	.000	0-0	.000	2-1-3	3	1	1	2	0	8
RICHMOND	11/29/20	*	38	5-13	.385	0-0	.000	7-11	.636	4-7-11	3	0	5	1	0	17
vs. Kansas	12/1/20	*	15	4-6	.667	0-0	.000	0-0	.000	2-4-6	4	1	0	2	0	8
vs. Georgia Tech	12/6/20	*	30	1-4	.250	0-0	.000	4-4	1.000	0-3-3	4	2	2	0	0	6
NOTRE DAME	12/12/20	*	34	11-16	.688	0-1	.000	0-1	.000	2-5-7	3	2	2	3	0	22
vs. North Carolina	12/19/20	*	19	0-0	.000	0-0	.000	2-4	.500	1-3-4	5	1	3	1	0	2
at Louisville	12/26/20	*	22	0-4	.000	0-0	.000	1-2	.500	0-1-1	3	0	2	1	0	1
at Mississippi State	1/2/21	*	37	6-16	.375	2-2	1.000	0-0	.000	6-6-12	2	1	3	2	1	14
VANDERBILT	1/5/21	*	28	5-10	.500	0-1	.000	14-17	.824	1-6-7	5	2	0	2	1	24
at Florida	1/9/21	*	24	5-8	.625	0-1	.000	0-0	.000	1-1-2	3	2	0	0	1	10
ALABAMA	1/12/21	*	19	1-4	.250	0-0	.000	4-5	.800	2-3-5	1	2	2	0	0	6
at Auburn	1/16/21	*	14	3-5	.600	0-0	.000	0-1	.000	2-3-5	2	0	2	1	1	6

Career Statistics

Year	GP-GS	Min-Avg	FG-FGA	Pct	3FG-FGA	Pct	FT-FTA	Pct	Off-Def-Tot-Avg	PF-FO	Ast	TO	Blk	Stl	Pts	Avg
2017-18	30-0	453-15.1	32-92	.348	6-24	.250	27-45	.600	30-59-89-3.0	76-2	11	32	21	10	97	3.2
2018-19	25-16	540-21.6	54-114	.474	4-16	.250	43-61	.705	58-79-137-5.5	72-2	12	37	25	10	155	6.2
2019-20	30-15	802-26.7	137-260	.527	1-7	.143	137-180	.761	80-190-270-9.0	94-4	28	47	35	12	412	13.7
2020-21	12-12	301-25.1	45-92	.489	2-5	.400	32-45	.711	23-43-66-5.5	38-2	14	22	15	4	124	10.3
TOTAL	97-43	2096-21.6	268-558	.480	13-52	.250	239-331	.722	191-371-562-5.8	280-8	65	138	96	36	788	8.1

LANCE WARE

Freshman | Forward | 6-9 | 223 lbs | Camden, N.J. | Camden

55

 @lanceware12 |
  @lance.ware



BIO BLAST

Birthday: February 8

Parents: Monique Ripka and Stephen Ware

Major: Undeclared/exploratory studies in agriculture

Why No. 55 ...
Because it is unique

What's playing pregame ...
Drake

Favorite memory on the court ...
Going 29-1 his final season of high school

2020-21 SEASON/CAREER HIGHS		
Points		
Season	4, 4x, last at Auburn (1/16/21)	
Career	4, 4x, last at Auburn (1/16/21)	
Rebounds		
Season	13, at Mississippi St. (1/2/21)	
Career	13, at Mississippi St. (1/2/21)	
Field Goals		
Season	2, 2x, last at Mississippi St. (1/2/21)	
Career	2, 2x, last at Mississippi St. (1/2/21)	
Field Goals Attempted		
Season	5, at Louisville (12/26/20)	
Career	5, at Louisville (12/26/20)	
3-Point Field Goals		
Season	-	
Career	-	
3-Point Field Goals Attempted		
Season	-	
Career	-	
Free Throws		
Season	2, 3x, last at Auburn (1/16/21)	
Career	2, 3x, last at Auburn (1/16/21)	
Free Throws Attempted		
Season	5, at Louisville (12/26/20)	
Career	5, at Louisville (12/26/20)	
Assists		
Season	4, at Mississippi St. (1/2/21)	
Career	4, at Mississippi St. (1/2/21)	
Steals		
Season	2, vs. North Carolina (12/19/20)	
Career	2, vs. North Carolina (12/19/20)	
Blocked Shots		
Season	2, 2x, last VANDERBILT (1/5/21)	
Career	2, 2x, last VANDERBILT (1/5/21)	
Minutes Played		
Season	35, at Mississippi St. (1/2/21)	
Career	35, at Mississippi St. (1/2/21)	
MISCELLANEOUS		
	2020-21	CAREER
Dunks	2	2
Double-Figure Scoring Games	-	-
Double-Figure Rebounding Games	1	1
Games With Double-Double	-	-
Games Led UK in Scoring	-	-
Games Led UK in Rebounding	1	1
Games Led UK in Assists	-	-
Games Led UK in Steals	1	1
Games Led UK in Blocks	2	2
Games With 3+ Assists	-	-
Games With 3+ Blocks	-	-
Games With 3+ Steals	-	-
Games With 3+ Three-Pointers	-	-

- Other than a DNP vs. Alabama, played an increased role since the North Carolina game, averaging 18.7 minutes and 5.0 rebounds over his last six games played
- Made back-to-back starts against Vanderbilt and Florida
- Instrumental in the nine-point comeback at Mississippi State with a career-high 13 rebounds, a career-high four assists and four points in a career-high 35 minutes
- Solid breakthrough performance vs. North Carolina, scoring his first field goals in addition to seven rebounds in 21 minutes
- Grabbed five rebounds and blocked a team-high-tying two shots in his debut vs. Morehead State
- Four-star prospect ranked as high as No. 36 in the class by Rivals
- Physical forward with a prowess for rebounding
- 85-inch wingspan
- Led high school team to a 29-1 record his senior season
- Averaged 11.8 points, 7.9 rebounds, 1.3 assists, 1.4 steals and 1.3 blocks for a team that won its final 25 games
- Squad claimed the South Jersey, Group 2 championship and the No. 1 spot in the final NJ.com Top 50 rankings
- Named the NJ.com Player of the Year and was a NJ.com All-State First Team selection
- Averaged 11.4 points, 6.0 rebounds and 1.3 blocks per game during the Nike Elite Youth Basketball League in 2019
- Also performed well at the Peach Jam finals in 2019, averaging 14.4 points, 6.4 rebounds and 2.4 blocks per game
- Selected to the Allen Iverson Roundball Classic
- Began pursuing basketball as a future career after meeting and training with Louisville great Pervis Ellison in middle school

Game-By-Game Statistics

Opponent	Date	GS	Min	FG-A	Pct.	3FG-A	Pct.	FT-A	Pct.	Off-Def-Tot	PF	Ast	TO	Blk	Stl	Pts
MOREHEAD STATE	11/25/20		19	0-0	.000	0-0	.000	0-0	.000	0-5-5	3	0	0	2	1	0
RICHMOND	11/29/20		2	0-0	.000	0-0	.000	0-0	.000	0-0-0	3	0	1	0	0	0
vs. Kansas	12/1/20		10	0-0	.000	0-0	.000	1-2	.500	0-1-1	3	1	0	1	1	1
vs. Georgia Tech	12/6/20		2	0-0	.000	0-0	.000	2-2	1.000	1-0-1	0	0	1	0	0	2
NOTRE DAME	12/12/20		8	0-0	.000	0-0	.000	0-0	.000	0-2-2	1	0	1	0	0	0
vs. North Carolina	12/19/20		21	2-3	.667	0-0	.000	0-0	.000	4-3-7	5	0	1	0	2	4
at Louisville	12/26/20		13	1-5	.200	0-0	.000	2-5	.400	3-1-4	1	0	0	1	0	4
at Mississippi State	1/2/21		35	2-4	.500	0-0	.000	0-0	.000	5-8-13	2	4	3	1	1	4
VANDERBILT	1/5/21	*	15	0-0	.000	0-0	.000	1-2	.500	1-0-1	3	0	1	2	0	1
at Florida	1/9/21	*	6	0-0	.000	0-0	.000	0-0	.000	0-1-1	1	0	1	0	0	0
ALABAMA	1/12/21															
DNP - Coach's decision																
at Auburn	1/16/21		22	1-4	.250	0-0	.000	2-3	.667	1-3-4	4	1	2	1	1	4

Career Statistics

Year	GP-GS	Min-Avg	FG-FGA	Pct	3FG-FGA	Pct	FT-FTA	Pct	Off-Def-Tot-Avg	PF-FO	Ast	TO	Blk	Stl	Pts	Avg
2020-21	11-2	153-13.9	6-16	.375	0-0	.000	8-14	.571	15-24-39-3.5	26-1	6	11	8	6	20	1.8
TOTAL	11-2	153-13.9	6-16	.375	0-0	.000	8-14	.571	15-24-39-3.5	26-1	6	11	8	6	20	1.8

THE STAT CREW SYSTEM
Kentucky Combined Team Statistics (as of Jan 16, 2021)
All games

RECORD:	OVERALL	HOME	AWAY	NEUTRAL
ALL GAMES	4-8	2-3	2-2	0-3
CONFERENCE	3-2	1-1	2-1	0-0
NON-CONFERENCE	1-6	1-2	0-1	0-3

#	Player	gp-gs	min	avg	Total		3-Point		F-Throw		Rebounds								a	to	blk	stl	pts	avg
					fg-fga	fg%	3fg-fga	3fg%	ft-fa	ft%	off	def	tot	avg	pf	dq								
03	Brandon Boston Jr.	12-12	361	30.1	50-144	.347	7-40	.175	31-40	.775	21	42	63	5.3	25	0	15	23	2	18	138	11.5		
05	Terrence Clarke	7-6	219	31.3	31-72	.431	5-22	.227	8-17	.471	6	15	21	3.0	16	2	13	21	1	5	75	10.7		
30	Olivier Sarr	12-12	301	25.1	45-92	.489	2-5	.400	32-45	.711	23	43	66	5.5	38	2	14	22	15	4	124	10.3		
12	Keion Brooks Jr.	3-1	75	25.0	14-27	.519	0-5	.000	2-2	1.000	8	8	16	5.3	8	1	5	6	4	4	30	10.0		
10	Davion Mintz	12-8	342	28.5	41-106	.387	19-55	.345	18-30	.600	13	28	41	3.4	23	0	31	24	1	14	119	9.9		
02	Devin Askew	12-10	360	30.0	31-78	.397	9-29	.310	23-28	.821	5	26	31	2.6	21	0	33	27	3	12	94	7.8		
11	Dontaie Allen	9-0	153	17.0	22-49	.449	17-36	.472	5-7	.714	2	18	20	2.2	10	0	0	9	3	0	66	7.3		
23	Isaiah Jackson	12-8	246	20.5	25-58	.431	0-2	.000	23-34	.676	29	50	79	6.6	32	2	9	21	37	9	73	6.1		
00	Jacob Toppin	12-0	185	15.4	24-52	.462	0-4	.000	9-12	.750	12	29	41	3.4	12	0	4	9	2	5	57	4.8		
21	Cam'Ron Fletcher	6-1	52	8.7	6-11	.545	1-4	.250	0-0	.000	3	10	13	2.2	8	0	3	2	0	5	13	2.2		
55	Lance Ware	11-2	153	13.9	6-16	.375	0-0	.000	8-14	.571	15	24	39	3.5	26	1	6	11	8	6	20	1.8		
13	Riley Welch	1-0	1	1.0	0-0	.000	0-0	.000	0-0	.000	0	0	0	0.0	0	0	0	0	0	0	0	0.0		
20	Zan Payne	1-0	1	1.0	0-0	.000	0-0	.000	0-0	.000	0	0	0	0.0	0	0	0	0	0	0	0	0.0		
14	Brennan Canada	1-0	1	1.0	0-0	.000	0-0	.000	0-0	.000	0	0	0	0.0	0	0	0	0	0	0	0	0.0		
Team											17	17	34				7							
Total.....		12	2450		295-705	.418	60-202	.297	159-229	.694	154	310	464	38.7	219	8	133	182	76	82	809	67.4		
Opponents.....		12	2450		296-726	.408	84-265	.317	146-211	.692	143	285	428	35.7	220	4	150	153	41	80	822	68.5		

TEAM STATISTICS	UK	OPP
SCORING	809	822
Points per game	67.4	68.5
Scoring margin	-1.1	-
FIELD GOALS-ATT	295-705	296-726
Field goal pct	.418	.408
3 POINT FG-ATT	60-202	84-265
3-point FG pct	.297	.317
3-pt FG made per game	5.0	7.0
FREE THROWS-ATT	159-229	146-211
Free throw pct	.694	.692
F-Throws made per game	13.3	12.2
REBOUNDS	464	428
Rebounds per game	38.7	35.7
Rebounding margin	+3.0	-
ASSISTS	133	150
Assists per game	11.1	12.5
TURNOVERS	182	153
Turnovers per game	15.2	12.8
Turnover margin	-2.4	-
Assist/turnover ratio	0.7	1.0
STEALS	82	80
Steals per game	6.8	6.7
BLOCKS	76	41
Blocks per game	6.3	3.4
ATTENDANCE	15375	8429
Home games-Avg/Game	5-3075	4-2107
Neutral site-Avg/Game	-	3-0

Score by Periods	1st	2nd	OT	OT2	Totals
Kentucky	383	409	7	10	809
Opponents	394	416	7	5	822

Date	Opponent	Score	Att.
1 11/25/20	MOREHEAD STATE	w 81-45	3075
1 11/29/20	RV/RV RICHMOND	L 64-76	3075
2 12/1/20	vs #7/5 Kansas	L 62-65	0
3 12/6/20	vs Georgia Tech	L 62-79	0
12/12/20	NOTRE DAME	L 63-64	3075
4 12/19/20	vs #22/21 North Carolina	L 63-75	0
12/26/20	at RV/RV Louisville	L 59-62	3281
* 1/2/21	at Mississippi State	wo2 78-73	1000
* 1/5/21	VANDERBILT	w 77-74	3075
* 1/9/21	at RV/RV Florida	w 76-58	2324
* 1/12/21	RV/24 ALABAMA	L 65-85	3075
* 1/16/21	at Auburn	L 59-66	1824

* = Conference game

1 = Bluegrass Showcase (Rupp Arena | Lexington, Ky.)

2 = Champions Classic (Bankers Life Fieldhouse | Indianapolis)

3 = Holiday Hoopsgiving (State Farm Arena | Atlanta)

4 = CBS Sports Classic (Rocket Mortgage FieldHouse | Cleveland)

THE STAT CREW SYSTEM
Kentucky Combined Team Statistics (as of Jan 16, 2021)
Conference games only

RECORD:	OVERALL	HOME	AWAY	NEUTRAL
ALL GAMES	3-2	1-1	2-1	0-0
CONFERENCE	3-2	1-1	2-1	0-0
NON-CONFERENCE	0-0	0-0	0-0	0-0

#	Player	gp-gs	min	avg	Total		3-Point		F-Throw		Rebounds											
					fg-fga	fg%	3fg-fga	3fg%	ft-fa	ft%	off	def	tot	avg	pf	dq	a	to	blk	stl	pts	avg
30	Olivier Sarr	5-5	122	24.4	20-43	.465	2-4	.500	18-23	.783	12	19	31	6.2	13	1	7	7	5	4	60	12.0
11	Dontaie Allen	5-0	133	26.6	20-43	.465	15-30	.500	4-5	.800	1	18	19	3.8	6	0	0	5	3	0	59	11.8
12	Keion Brooks Jr.	3-1	75	25.0	14-27	.519	0-5	.000	2-2	1.000	8	8	16	5.3	8	1	5	6	4	4	30	10.0
02	Devin Askew	5-5	162	32.4	17-42	.405	4-13	.308	10-12	.833	3	10	13	2.6	11	0	18	11	2	7	48	9.6
10	Davion Mintz	5-5	161	32.2	18-47	.383	7-21	.333	4-9	.444	4	12	16	3.2	10	0	12	11	1	5	47	9.4
03	Brandon Boston Jr.	5-5	139	27.8	14-46	.304	2-8	.250	10-14	.714	3	15	18	3.6	12	0	6	7	1	10	40	8.0
23	Isaiah Jackson	5-2	90	18.0	9-21	.429	0-0	.000	13-17	.765	7	13	20	4.0	8	0	3	8	19	6	31	6.2
00	Jacob Toppin	5-0	90	18.0	13-25	.520	0-1	.000	5-6	.833	7	16	23	4.6	8	0	2	4	2	3	31	6.2
55	Lance Ware	4-2	78	19.5	3-8	.375	0-0	.000	3-5	.600	7	12	19	4.8	10	0	5	7	4	2	9	2.3
	Team										11	4	15					5				
	Total.....	5	1050		128-302	.424	30-82	.366	69-93	.742	63	127	190	38.0	86	2	58	71	41	41	355	71.0
	Opponents.....	5	1050		128-317	.404	43-116	.371	57-84	.679	72	123	195	39.0	94	2	67	66	20	31	356	71.2

TEAM STATISTICS	UK	OPP	Date	Opponent	Score	Att.
SCORING	355	356	* 1/2/21	at Mississippi State	wo2 78-73	1000
Points per game	71.0	71.2	* 1/5/21	VANDERBILT	w 77-74	3075
Scoring margin	-0.2	-	* 1/9/21	at RV/RV Florida	w 76-58	2324
FIELD GOALS-ATT	128-302	128-317	* 1/12/21	RV/24 ALABAMA	L 65-85	3075
Field goal pct	.424	.404	* 1/16/21	at Auburn	L 59-66	1824
3 POINT FG-ATT	30-82	43-116				
3-point FG pct	.366	.371				
3-pt FG made per game	6.0	8.6				
FREE THROWS-ATT	69-93	57-84				
Free throw pct	.742	.679				
F-Throws made per game	13.8	11.4				
REBOUNDS	190	195				
Rebounds per game	38.0	39.0				
Rebounding margin	-1.0	-				
ASSISTS	58	67				
Assists per game	11.6	13.4				
TURNOVERS	71	66				
Turnovers per game	14.2	13.2				
Turnover margin	-1.0	-				
Assist/turnover ratio	0.8	1.0				
STEALS	41	31				
Steals per game	8.2	6.2				
BLOCKS	41	20				
Blocks per game	8.2	4.0				
ATTENDANCE	6150	5148				
Home games-Avg/Game	2-3075	3-1716				
Neutral site-Avg/Game	-	0-0				

* = Conference game

1 = Bluegrass Showcase (Rupp Arena | Lexington, Ky.)

2 = Champions Classic (Bankers Life Fieldhouse | Indianapolis)

3 = Holiday Hoopsgiving (State Farm Arena | Atlanta)

4 = CBS Sports Classic (Rocket Mortgage FieldHouse | Cleveland)

Score by Periods	1st	2nd	OT	OT2	Totals
Kentucky	153	185	7	10	355
Opponents	167	177	7	5	356

THE STAT CREW SYSTEM
Kentucky Combined Team Statistics (as of Jan 16, 2021)
Non-conference games

RECORD:	OVERALL	HOME	AWAY	NEUTRAL
ALL GAMES	1-6	1-2	0-1	0-3
CONFERENCE	0-0	0-0	0-0	0-0
NON-CONFERENCE	1-6	1-2	0-1	0-3

#	Player	gp-gs	min	avg	Total		3-Point		F-Throw		Rebounds								a	to	blk	stl	pts	avg
					fg-fga	fg%	3fg-fga	3fg%	ft-fa	ft%	off	def	tot	avg	pf	dq								
03	Brandon Boston Jr.	7-7	222	31.7	36-98	.367	5-32	.156	21-26	.808	18	27	45	6.4	13	0	9	16	1	8	98	14.0		
05	Terrence Clarke	7-6	219	31.3	31-72	.431	5-22	.227	8-17	.471	6	15	21	3.0	16	2	13	21	1	5	75	10.7		
10	Davion Mintz	7-3	181	25.9	23-59	.390	12-34	.353	14-21	.667	9	16	25	3.6	13	0	19	13	0	9	72	10.3		
30	Olivier Sarr	7-7	179	25.6	25-49	.510	0-1	.000	14-22	.636	11	24	35	5.0	25	1	7	15	10	0	64	9.1		
02	Devin Askew	7-5	198	28.3	14-36	.389	5-16	.313	13-16	.813	2	16	18	2.6	10	0	15	16	1	5	46	6.6		
23	Isaiah Jackson	7-6	156	22.3	16-37	.432	0-2	.000	10-17	.588	22	37	59	8.4	24	2	6	13	18	3	42	6.0		
00	Jacob Toppin	7-0	95	13.6	11-27	.407	0-3	.000	4-6	.667	5	13	18	2.6	4	0	2	5	0	2	26	3.7		
21	Cam'Ron Fletcher	6-1	52	8.7	6-11	.545	1-4	.250	0-0	.000	3	10	13	2.2	8	0	3	2	0	5	13	2.2		
11	Dontae Allen	4-0	20	5.0	2-6	.333	2-6	.333	1-2	.500	1	0	1	0.3	4	0	0	4	0	0	7	1.8		
55	Lance Ware	7-0	75	10.7	3-8	.375	0-0	.000	5-9	.556	8	12	20	2.9	16	1	1	4	4	4	11	1.6		
20	Zan Payne	1-0	1	1.0	0-0	.000	0-0	.000	0-0	.000	0	0	0	0.0	0	0	0	0	0	0	0	0.0		
13	Riley Welch	1-0	1	1.0	0-0	.000	0-0	.000	0-0	.000	0	0	0	0.0	0	0	0	0	0	0	0	0.0		
14	Brennan Canada	1-0	1	1.0	0-0	.000	0-0	.000	0-0	.000	0	0	0	0.0	0	0	0	0	0	0	0	0.0		
Team											6	13	19				2							
Total.....		7	1400		167-403	.414	30-120	.250	90-136	.662	91	183	274	39.1	133	6	75	111	35	41	454	64.9		
Opponents.....		7	1400		168-409	.411	41-149	.275	89-127	.701	71	162	233	33.3	126	2	83	87	21	49	466	66.6		

TEAM STATISTICS	UK	OPP	Date	Opponent	Score	Att.	
SCORING	454	466	1	11/25/20	MOREHEAD STATE	w 81-45	3075
Points per game	64.9	66.6	1	11/29/20	RV/RV RICHMOND	L 64-76	3075
Scoring margin	-1.7	-	2	12/1/20	vs #7/5 Kansas	L 62-65	0
FIELD GOALS-ATT	167-403	168-409	3	12/6/20	vs Georgia Tech	L 62-79	0
Field goal pct	.414	.411		12/12/20	NOTRE DAME	L 63-64	3075
3 POINT FG-ATT	30-120	41-149	4	12/19/20	vs #22/21 North Carolina	L 63-75	0
3-point FG pct	.250	.275		12/26/20	at RV/RV Louisville	L 59-62	3281
3-pt FG made per game	4.3	5.9					
FREE THROWS-ATT	90-136	89-127					
Free throw pct	.662	.701					
F-Throws made per game	12.9	12.7					
REBOUNDS	274	233					
Rebounds per game	39.1	33.3					
Rebounding margin	+5.9	-					
ASSISTS	75	83					
Assists per game	10.7	11.9					
TURNOVERS	111	87					
Turnovers per game	15.9	12.4					
Turnover margin	-3.4	-					
Assist/turnover ratio	0.7	1.0					
STEALS	41	49					
Steals per game	5.9	7.0					
BLOCKS	35	21					
Blocks per game	5.0	3.0					
ATTENDANCE	9225	3281					
Home games-Avg/Game	3-3075	1-3281					
Neutral site-Avg/Game	-	3-0					

Score by Periods	1st	2nd	Totals
Kentucky	230	224	454
Opponents	227	239	466

THE STAT CREW SYSTEM
Kentucky Team Game-by-Game Comparison (as of Jan 16, 2021)
All games

Opponent	1st	2nd	Score	Mar	Total FG	FG Pct	3-Pointers	3FG Pct	Free Throws	FT Pct	Rebounds	Assist	T/Over	Block	Steal	Fouls
MOREHEAD STATE	45/26	36/19	81-45	+36	33-59/17-50	.559/.340	6-16/3-21	.375/.143	9-14/8-16	.643/.500	37/25 +12	18/7	15/20	6/1	8/5	18/18
RV/RV RICHMOND	32/28	32/48	64-76	(12)	22-61/29-67	.361/.433	0-10/7-25	.000/.280	20-33/11-14	.606/.786	54/31 +23	5/15	21/10	3/2	4/10	15/24
#7/5 Kansas	35/29	27/36	62-65	(3)	22-61/20-67	.361/.299	3-21/5-21	.143/.238	15-20/20-30	.750/.667	43/47 (4)	8/9	16/11	12/4	7/8	26/16
Georgia Tech	27/34	35/45	62-79	(17)	22-49/31-60	.449/.517	8-20/8-21	.400/.381	10-11/9-11	.909/.818	28/23 +5	16/20	21/6	1/5	4/15	13/14
NOTRE DAME	26/48	37/16	63-64	(1)	27-62/23-52	.435/.442	5-23/7-21	.217/.333	4-6/11-12	.667/.917	30/34 (4)	14/9	11/16	4/4	6/4	16/12
#22/21 North Carolina	38/34	25/41	63-75	(12)	21-53/26-61	.396/.426	3-13/5-20	.231/.250	18-30/18-29	.600/.621	42/38 +4	8/14	16/11	4/3	5/2	30/25
RV/RV Louisville	27/28	32/34	59-62	(3)	20-58/22-52	.345/.423	5-17/6-20	.294/.300	14-22/12-15	.636/.800	40/35 +5	6/9	11/13	5/2	7/5	15/17
Mississippi State	30/35	31/26	78-73	+5	32-77/26-69	.416/.377	11-21/5-15	.524/.333	3-8/16-23	.375/.696	48/46 +2	18/17	18/16	10/7	10/10	15/14
VANDERBILT	33/40	44/34	77-74	+3	23-55/27-64	.418/.422	5-13/10-27	.385/.370	26-32/10-14	.813/.714	29/42 (13)	8/14	2/9	9/2	6/1	19/26
RV/RV Florida	35/29	41/29	76-58	+18	29-52/21-56	.558/.375	6-13/9-20	.462/.450	12-13/7-13	.923/.538	31/30 +1	18/10	14/16	7/4	10/4	14/12
RV/24 ALABAMA	30/42	35/43	65-85	(20)	21-61/31-68	.344/.456	4-18/14-30	.222/.467	19-24/9-13	.792/.692	44/36 +8	7/15	19/11	9/3	5/9	18/23
Auburn	25/21	34/45	59-66	(7)	23-57/23-60	.404/.383	4-17/5-24	.235/.208	9-16/15-21	.563/.714	38/41 (3)	7/11	18/14	6/4	10/7	20/19

Note: Game totals are displayed in the format TEAM/OPPONENT for each category

BOX SCORES

GAME ONE

#10/9 KENTUCKY 81, MOREHEAD STATE 45



Official Basketball Box Score - Final
Morehead St. at Kentucky
11/20/20 10:00 PM
2020-21 Morehead State

Game Time: 6:00 PM
Game Duration: 1:02
Attendance: 3,075

Officials: Don Daily, Valerie Heyard Taylor, David Szymanski

Record: 0-1												
NO. Name	Min.	FG	3P	FT	Rebounds	Fouls	TP	AS	TO	ST	Blocks	pts
3 James Baker	26:18	3-12	0-0	4-4	2	2	3	10	0	3	1	27
32 Lil'Jordan	13:22	1-4	0-0	1-1	2	3	1	2	1	0	0	3
1 DeVin Cook	6:23	1-4	1-2	2	2	3	4	1	2	1	0	4
2 KJ Hunt	6:23	2-7	0-4	0-2	2	2	1	4	2	2	1	4
5 Tavian Cooper	33:23	1-1	0-0	1-2	2	1	3	3	3	4	1	0
11 Jalen Dixon	28:04	4-10	2-7	0-2	5	3	2	2	11	0	0	10
4 John Williams	25:02	5-6	0-0	1-2	3	5	3	2	11	0	0	11
26 Drew Thelwell	19:28	0-3	0-0	0-1	0	1	1	3	8	0	0	0
13 Jason Stanley-Williams	04:57	0-0	0-0	0-0	0	0	0	0	0	0	0	0
23 Jaylen Salter	03:08	0-2	0-1	0-1	1	2	0	0	0	0	0	0
32 Joseph Rice	02:38	0-0	0-0	0-0	0	0	0	0	0	0	0	0
Team					2	1	3	0	1	0	0	1
Totals	17:50	3-21	0-0	1-1	14	25	18	45	7	20	5	45

Record: 3-0												
NO. Name	Min.	FG	3P	FT	Rebounds	Fouls	TP	AS	TO	ST	Blocks	pts
3 Tyler Burton	25:55	4-8	1-3	2-2	0	4	3	2	11	0	1	10
4 Nathan Gray	25:57	9-13	0-0	2-2	2	4	6	3	4	18	1	21
32 Grant Gidden	20:44	4-9	1-1	2-5	7	3	3	3	5	1	0	10
00 Jacob Givard	05:30	3-3	0-0	0-0	0	4	4	3	1	6	0	6
1 Blake Francis	03:07	6-10	3-3	0	1	2	3	1	2	2	0	12
15 Matt Grace	14:56	1-2	1-2	0	0	1	1	5	2	0	0	0
22 Andre Gustafson	16:44	3-3	1-1	0-0	3	3	0	7	1	0	0	6
21 Isaiah Wilson	05:23	0-0	0-0	0-0	0	0	0	1	0	0	0	0
2 Courtney Matthews	05:23	0-0	0-0	0-0	0	0	0	0	1	1	0	0
Team					1	2	3	0	0	0	0	0
Totals	29:47	17-25	1-4	6	25	31	24	15	76	15	10	52

Record: 1-0												
NO. Name	Min.	FG	3P	FT	Rebounds	Fouls	TP	AS	TO	ST	Blocks	pts
23 Isaiah Jackson	18:44	2-5	1-2	2-2	3	4	1	3	1	0	2	20
30 Oliver Sarr	21:40	4-6	0-0	0-0	2	1	3	3	3	8	1	8
2 Devin Askew	27:15	5-9	0-0	0-0	2	3	1	0	12	4	0	10
3 Brandon Boston Jr.	38:13	5-9	0-0	0-0	5	5	3	0	15	0	0	10
5 Terrence Clarke	31:24	5-9	0-0	2-5	1	4	1	8	12	4	2	10
10 Davion Mintz	17:15	2-4	0-0	0-0	0	5	3	0	15	0	0	4
55 Lance Ware	18:56	0-0	0-0	0-0	0	0	0	0	0	0	0	0
11 Dontae Allen	08:29	1-4	0-0	0-0	0	2	2	0	1	2	1	2
21 Cam'Ron Fletcher	17:18	4-5	1-1	0-0	4	1	0	1	2	0	0	9
11 Dontae Allen	05:56	1-3	1-2	1-1	1	1	1	4	0	0	0	1
13 Riley Welch	00:56	0-0	0-0	0-0	0	0	0	0	0	0	0	0
14 Brennan Canada	00:56	0-0	0-0	0-0	0	0	0	0	0	0	0	0
20 Zan Payne	00:56	0-0	0-0	0-0	0	0	0	0	0	0	0	0
Team					2	0	2	0	0	0	0	0
Totals	35:59	16-31	0-0	1-1	14	26	37	18	81	12	8	51

Record: 1-2												
NO. Name	Min.	FG	3P	FT	Rebounds	Fouls	TP	AS	TO	ST	Blocks	pts
30 Oliver Sarr	37:58	0-3	0-0	0-0	2	1	4	7	11	0	0	0
3 Brandon Boston Jr.	03:23	0-3	0-0	0-0	3	1	2	2	3	0	0	0
5 Terrence Clarke	03:49	0-2	0-0	0-0	1	5	6	2	5	1	4	0
10 Davion Mintz	09:55	0-4	0-0	0-0	1	1	1	0	6	0	0	0
30 Isaiah Jackson	25:50	2-8	0-1	0-0	7	14	1	3	6	0	0	4
55 Lance Ware	00:00	0-0	0-0	0-0	0	0	0	0	0	0	0	0
0 Jacob Toppen	02:21	0-0	0-0	0-0	1	1	0	0	1	0	0	0
Team					0	0	0	0	0	0	0	0
Totals	02:41	0-10	0-0	0-0	21	33	54	15	24	6	4	0

Record: 1-0												
NO. Name	Min.	FG	3P	FT	Rebounds	Fouls	TP	AS	TO	ST	Blocks	pts
30 Oliver Sarr	27:15	5-9	0-0	0-0	2	3	1	0	12	4	0	10
3 Brandon Boston Jr.	38:13	5-9	0-0	0-0	5	5	3	0	15	0	0	10
5 Terrence Clarke	31:24	5-9	0-0	2-5	1	4	1	8	12	4	2	10
10 Davion Mintz	17:15	2-4	0-0	0-0	0	5	3	0	15	0	0	4
55 Lance Ware	18:56	0-0	0-0	0-0	0	0	0	0	0	0	0	0
11 Dontae Allen	08:29	1-4	0-0	0-0	0	2	2	0	1	2	1	2
21 Cam'Ron Fletcher	17:18	4-5	1-1	0-0	4	1	0	1	2	0	0	9
11 Dontae Allen	05:56	1-3	1-2	1-1	1	1	1	4	0	0	0	1
13 Riley Welch	00:56	0-0	0-0	0-0	0	0	0	0	0	0	0	0
14 Brennan Canada	00:56	0-0	0-0	0-0	0	0	0	0	0	0	0	0
20 Zan Payne	00:56	0-0	0-0	0-0	0	0	0	0	0	0	0	0
Team					2	0	2	0	0	0	0	0
Totals	35:59	16-31	0-0	1-1	14	26	37	18	81	12	8	51

Record: 1-2												
NO. Name	Min.	FG	3P	FT	Rebounds	Fouls	TP	AS	TO	ST	Blocks	pts
30 Oliver Sarr	37:58	0-3	0-0	0-0	2	1	4	7	11	0	0	0
3 Brandon Boston Jr.	03:23	0-3	0-0	0-0	3	1	2	2	3	0	0	0
5 Terrence Clarke	03:49	0-2	0-0	0-0	1	5	6	2	5	1	4	0
10 Davion Mintz	09:55	0-4	0-0	0-0	1	1	1	0	6	0	0	0
30 Isaiah Jackson	25:50	2-8	0-1	0-0	7	14	1	3	6	0	0	4
55 Lance Ware	00:00	0-0	0-0	0-0	0	0	0	0	0	0	0	0
0 Jacob Toppen	02:21	0-0	0-0	0-0	1	1	0	0	1	0	0	0
Team					0	0	0	0	0	0	0	0
Totals	02:41	0-10	0-0	0-0	21	33	54	15	24	6	4	0

Record: 1-0												
NO. Name	Min.	FG	3P	FT	Rebounds	Fouls	TP	AS	TO	ST	Blocks	pts
30 Oliver Sarr	27:15	5-9	0-0	0-0	2	3	1	0	12	4	0	10
3 Brandon Boston Jr.	38:13	5-9	0-0	0-0	5	5	3	0	15	0	0	10
5 Terrence Clarke	31:24	5-9	0-0	2-5	1	4	1	8	12	4	2	10
10 Davion Mintz	17:15	2-4	0-0	0-0	0	5	3	0	15	0	0	4
55 Lance Ware	18:56	0-0	0-0	0-0	0	0	0	0	0	0	0	0
11 Dontae Allen	08:29	1-4	0-0	0-0	0	2	2	0	1	2	1	2
21 Cam'Ron Fletcher	17:18	4-5	1-1	0-0	4	1	0	1	2	0	0	9
11 Dontae Allen	05:56	1-3	1-2	1-1	1	1	1	4	0	0	0	1
13 Riley Welch	00:56	0-0	0-0	0-0	0	0	0	0	0	0	0	0
14 Brennan Canada	00:56	0-0	0-0	0-0	0	0	0	0	0	0	0	0
20 Zan Payne	00:56	0-0	0-0	0-0	0	0	0	0	0	0	0	0
Team					2	0	2	0	0	0	0	0
Totals	35:59	16-31	0-0	1-1	14	26	37	18	81	12	8	51

Record: 1-2												
NO. Name	Min.	FG	3P	FT	Rebounds	Fouls	TP	AS	TO	ST	Blocks	pts
30 Oliver Sarr	37:58	0-3	0-0	0-0	2	1	4	7	11	0	0	0
3 Brandon Boston Jr.	03:23	0-3	0-0	0-0	3	1	2	2	3	0	0	0
5 Terrence Clarke	03:49	0-2	0-0	0-0	1	5	6	2	5	1	4	0
10 Davion Mintz	09:55	0-4	0-0	0-0	1	1	1	0	6	0	0	0
30 Isaiah Jackson	25:50	2-8	0-1	0-0	7	14	1	3	6	0	0	4
55 Lance Ware	00:00	0-0	0-0	0-0	0	0	0	0	0	0	0	0
0 Jacob Toppen	02:21	0-0	0-0	0-0	1	1	0	0	1	0	0	0
Team					0	0	0	0	0	0	0	0
Totals	02:41	0-10	0-0	0-0	21	33	54	15	24	6	4	0



Official Basketball Box Score - Final

Kentucky at Georgia Tech

12/06/20 State Farm Arena, Atlanta

2020-21 Men's Basketball

Kentucky - 62

Record: 1-3

Official

NO. Name	Min	FG M-A	3P M-A	FT M-A	Rebounds FF RD	Fouls FF PD	TP	AS	TO	ST	Blocks BS BA	pts
30 Oliver Sarr	27:15	5-9	0-0	0-0	2	3	1	0	12	4	0	10
3 Brandon Boston Jr.	38:13	5-9	0-0	0-0	5	5	3	0	15	0	0	10
5 Terrence Clarke	31:24	5-9	0-0	2-5	1	4	1	8	12	4	2	10
10 Davion Mintz	17:15	2-4	0-0	0-0	0	5	3	0	15	0	0	4
55 Lance Ware	18:56	0-0	0-0	0-0	0	0	0	0	0	0	0	0
11 Dontae Allen	08:29	1-4	0-0	0-0	0	2	2	0	1	2	1	2
21 Cam'Ron Fletcher	17:18	4-5	1-1	0-0	4	1	0	1	2	0	0	9
11 Dontae Allen	05:56	1-3	1-2	1-1	1	1	1	4	0	0	0	1
13 Riley Welch	00:56	0-0	0-0	0-0	0	0	0	0	0	0	0	0
1												

BOX SCORES

GAME 10 KENTUCKY 76, RV/RV FLORIDA 58



Official Basketball Box Score - Final
Kentucky at Florida
01/09/21 Evanch Arena at Stephen C. O'Connell Center, Gainesville
2020-21 Men's Basketball

Game Time: 9:00 PM
Game Duration: 2:19
Attendance: 2,324

Officials: Pat Adams, Don Daily, Vladimir Vujacki, Tadd

Record: 4-0 (2-0)																			
NO.	Name	Min	FG	3P	FT	Rebounds	Fouls	TP	AS	TO	ST	Blocks	+/-						
			MA	MA	MA	OR	OR	PF	PF	BS	BS	BA							
30	Oliver Sarr	23:52	5-8	0-1	0-0	1	2	3	2	10	2	0	1	0	1	7			
55	Lance Ware	05:54	0-0	0-0	0-0	0	1	1	1	1	0	1	0	0	0	2			
2	Devin Askew	30:58	2-5	1-1	4-4	0	3	3	2	9	3	3	1	1	1	15			
3	Brandon Boston Jr.	28:22	9-8	1-2	6-6	1	3	4	1	13	13	2	0	4	0	2			
10	Davon Mintz	05:36	5-7	2-4	1-1	0	1	1	3	2	13	4	2	0	0	21			
23	Isaiah Jackson	20:39	4-7	0-0	1-2	1	5	6	1	2	9	2	4	1	4	0	11		
11	Dontae Allen	21:44	2-5	2-3	0-0	0	2	2	0	0	6	0	0	0	1	0	11		
12	Keon Brooks Jr.	24:36	6-8	0-2	0-0	0	6	6	0	0	12	4	2	1	1	0	23		
0	Jacob Toppin	08:19	2-4	0-0	0-0	0	1	1	2	0	4	1	1	0	0	0	8		
Team																			
Totals		28:52	61-13	13-13	6-25	31	14	12	10	18	14	10	7	4	10				

Technical Fouls: NONE

Record: 5-3 (2-2)																
NO. Name	Min	FG	3P	FT	Rebounds	Fouls	TP	AS	TO	ST	Blocks	+/-				
4 Anthony Duralje	P 28:58	6-13	2-5	1-2	2	1	3	1	1	15	0	1	0	0	1	21
12 Colin Castleton	P 24:19	3-8	0-0	0-0	0	3	3	2	1	6	0	2	1	1	2	13
1 Tre Mann	P 00:44	2-9	2-5	1-2	1	5	6	0	3	7	3	3	1	0	1	17
22 Tyrone Appleby	G 23:40	4-9	1-3	1-3	1	1	2	2	2	10	1	3	0	0	1	17
23 Scottie Lewis	G 02:23	1-4	0-0	0-0	2	1	3	2	1	2	0	1	1	2	1	11
5 Omar Payne	P 15:41	0-1	0-0	0-0	2-4	3	3	6	4	4	2	1	2	0	1	1
10 Noah Locke	P 23:03	2-7	1-4	0-0	1	0	1	0	0	5	2	0	0	0	0	5
16 Chayoi Gato	P 04:20	0-0	0-0	0-0	1	1	2	0	0	0	1	0	0	0	0	5
44 Nels Lane	P 01:50	0-0	0-0	0-0	0	0	0	0	0	0	0	0	0	0	0	4
9 Quis Glover	P 10:13	1-1	1-1	0-0	0	1	1	1	1	3	2	2	1	0	0	7
2 Samson Ruschitshev	P 04:57	2-2	2-2	1-0	1	1	0	1	1	8	0	1	0	0	0	5
Team																
Totals	P 21:56	19-20	7-13	13-17	30	12	14	59	10	16	4	4	7	10		

Technical Fouls: NONE

Record: 5-3 (2-2)												
NO. Name	Min	FG	3P	FT	Rebounds	Fouls	TP	AS	TO	ST	Blocks	+/-
		MA	MA	MA	OR	OR	PF	PF	BS	BS	BA	
Biggest lead	25 (2 nd 8:09)	5 (1 st 18:32)										
Best Scoring Run	13 (2 nd 8:09)	7 (2 nd 2:08)										
Lead Changes	3											
Times Tied	3											
Time with Lead	32:16	05:02										

Record: 5-3 (2-2)												
NO. Name	Min	FG	3P	FT	Rebounds	Fouls	TP	AS	TO	ST	Blocks	+/-
		MA	MA	MA	OR	OR	PF	PF	BS	BS	BA	
Points from	25	14										
Turnovers	35	22										
Paint	30	22										
Second Chance	6	9										
KTY	35	41										
1st	2nd	TOT										
FLA	29	29										
Bench	31	18										

Technical Fouls: NONE

GAME 11 RV/24 ALABAMA 85, KENTUCKY 65



Official Basketball Box Score - Final
Alabama at Kentucky
01/10/21 Hargis Arena, Lexington
2020-21 Men's Basketball

Game Time: 9:00 PM
Game Duration: 2:17
Attendance: 3,075

Officials: Tony Owens, Patrick Evans, Terry Myler

Record: 10-3 (5-2)															
NO. Name	Min	FG	3P	FT	Rebounds	Fouls	TP	AS	TO	ST	Blocks	+/-			
		MA	MA	MA	OR	OR	PF	PF	BS	BS	BA				
2 Jordan Bruner	19:28	3-7	2-6	0-0	1	1	2	0	0	8	2	0	0	5	
1 Herbert Jones	08:22	3-6	2-3	0-0	0	1	1	0	0	8	0	0	1	4	
5 Jaden Shackelford	07:32	0-15	2-5	4-5	1	1	2	2	18	4	3	0	2	19	
11 Joshua Primo	30:31	4-9	1-3	3-3	1	1	2	3	12	1	0	4	1	27	
23 John Petty Jr.	37:29	9-15	4-7	1-1	0	5	3	3	23	2	2	0	1	17	
3 Alex Reese	13:28	3-5	2-4	0-0	1	1	2	5	8	0	1	1	2	9	
14 Keon Ellis	17:31	0-0	0-0	0-0	0	6	6	4	1	0	0	2	2	0	4
33 James Rogas	18:11	1-4	1-2	0-0	2	4	6	4	3	3	1	2	1	0	1
4 Jovan Gary	12:41	2-7	0-0	0-2	4	1	5	1	1	4	0	0	1	0	16
15 Tyler Barnes	01:05	0-0	0-0	1-2	0	1	1	1	1	0	0	0	0	0	4
12 Darius Miles	00:11	0-0	0-0	0-0	0	0	0	0	0	0	0	0	0	0	1
21 Britton Johnson	00:11	0-0	0-0	0-0	0	0	0	0	0	0	0	0	0	0	1
22 Keon Ambrose-Hylton	00:11	0-0	0-0	0-0	0	0	0	0	0	0	0	0	0	0	1
30 Kendall Wall	00:11	0-0	0-0	0-0	0	0	0	0	0	0	0	0	0	0	1
Team															
Totals	31:48	14-30	10-13	10-23	36	23	10	23	13	11	9	3	9	20	

Technical Fouls: NONE

Record: 4-2 (3-3)																
NO.	Name	Min	FG	3P	FT	Rebounds	Fouls	TP	AS	TO	ST	Blocks	+/-			
			MA	MA	MA	OR	OR	PF	PF	BS	BS	BA				
12	Keon Brooks Jr.	21:56	4-12	0-2	2-2	3	1	4	3	4	10	0	3	1	1	12
30	Oliver Sarr	18:50	1-4	0-0	4-5	2	3	5	1	5	6	2	0	0	1	17
2	Devin Askew	35:44	4-9	1-5	3-3	1	2	3	2	12	2	1	0	0	0	21
3	Brandon Boston Jr.	25:19	2-7	0-1	1-2	2	3	5	4	2	5	1	0	1	0	23
10	Davon Mintz	02:50	2-10	1-4	0-0	2	3	5	0	1	5	1	1	0	0	13
0	Jacob Toppin	24:27	2-6	0-1	1-2	1	5	6	3	2	5	1	1	1	0	4
11	Dontae Allen	23:41	3-8	2-5	0-0	1	5	6	2	8	0	4	0	0	0	6
23	Isaiah Jackson	23:03	3-5	0-0	8-10	3	3	6	5	14	0	3	2	7	0	4
Team																
Totals		21:41	4-18	18-24	18-26	44	18	23	25	7	13	5	9	3	20	

Technical Fouls: NONE

Record: 4-2 (3-3)												
NO. Name	Min	FG	3P	FT	Rebounds	Fouls	TP	AS	TO	ST	Blocks	+/-
		MA	MA	MA	OR	OR	PF	PF	BS	BS	BA	
Biggest lead	20 (2 nd 6:49)	0 (1 st 20:00)										
Best Scoring Run	10 (1 st 4:59)	8 (2 nd 5:22)										
Lead Changes	0											
Times Tied	1											
Time with Lead	39:17	00:00										

Record: 4-2 (3-3)												
NO. Name	Min	FG	3P	FT	Rebounds	Fouls	TP	AS	TO	ST	Blocks	+/-
		MA	MA	MA	OR	OR	PF	PF	BS	BS	BA	
Points from	20	10										
Turnovers	38	10										
Paint	32	22										
Second Chance	11	21										
Fast Breaks	1	9										
KTY	30	35										
1st	2nd	TOT										
UKY	30	35										
Bench	16	27										

Technical Fouls: NONE

GAME 12 AUBURN 66, KENTUCKY 59



Official Basketball Box Score - Final
Kentucky at Auburn
01/10/21 Auburn Arena, Auburn
2020-21 Men's Basketball

Game Time: 1:00 PM
Game Duration: 2:43
Attendance: 1,824

Officials: Doug Shores, Terry Cigley, Steven Anderson

Kentucky - 99													Record: 4-8 (2-2)			
NO.	Name	Min	FG	3P	FT	Rebounds	Fouls	TP	AS	TO	ST	Blocks	+/-	Shooting By Period		
			MA	MA	MA	OR	OR	PF	PF	BS	BS	BA		1st	2nd	
23	Isiah Jackson	P 11:00	0-3	0-0	2-2	0	1	1	0	1	2	0	0	2	0	4
30	Oliver Sarr	P 14:47	3-5	0-0	0-1	2	3	5	2	6	6	0	2	1	1	0
2	Devin Askew	P 02:30	2-6	0-2	1-2	0	3	3	1	2	5	3	2	0	0	0
3	Brandon Boston Jr.	G 26:35	2-9	1-4	0-1	0	5	5	2	2	5	1	6	3	0	1
10	Davon Mintz	G 23:22	5-12	0-4	0-2	1	3	4	1	11	1	0	0	1	13	0
11	Chad Marshall	P 02:05	2-4	0-2	2	2	4	1	1	1	1	0	0	0	0	0
5	Lance Ware	P 21:14	0-4	0-0	2-3	1	3	4	1	4	2	1	1	5	1	0
12	Shane Brooks	P 07:00	2-7	0-0	0-0	0	1	1	0	0	0	0	0	0	0	0
55	James Toppin	P 21:30	0-4	0-0	2-4	3	3	6	2	3	10	0	1	1	1	2
Team						2	1	3	0	0	0	0	0	0	0	0
Totals			22-57	4-17	9-16	15-23	20	38	18	59	7	18	0	16	11	11
													Game Length: 11:11			