



# GEORGIA

## BASKETBALL GAME NOTES

### 2020-21 SCHEDULE

**OVERALL RECORD: 8-4**

HOME: 7-2 • ROAD: 1-2

**SEC RECORD: 1-4**

HOME: 0-2 • ROAD: 1-2

#### NOVEMBER

Sun. 29 Florida A&M (SECN) W 85-75

#### DECEMBER

Wed. 2 North Georgia (SECN+) W 84-62

Fri. 4 Jacksonville (SECN) W 98-65

Tues. 8 Montana (SECN) W 63-50

Sat. 12 Samford (SECN+) W 79-75

Sat. 19 Cincinnati (SECN) W 83-68

Tues. 22 Northeastern (SECN+) W 76-58

Wed. 30 \* Mississippi St. (SECN) L 73-83

#### JANUARY

Wed. 6 \* at LSU (SECN) L 07:92-94

Sat. 9 \* at Arkansas (SECN) L 69-99

Wed. 13 \* Auburn (SECN) L 77-95

Sat. 16 \* at Ole Miss (ESPN2) W 78-74

Wed. 20 \* Kentucky (SECN) 7:00

Sat. 23 \* Florida (ESPN2) 2:00

Wed. 27 \* at S. Carolina (ESPN2) 7:00

Sat. 30 \* Ole Miss (SECN) 6:00

#### FEBRUARY

Tues. 2 \* at Auburn (SECN) 7:00

Sat. 6 \* Vanderbilt (SECN) 1:00

Wed. 10 \* at Texas A&M (SECN) 7:00

Sat. 13 \* at Alabama (SECN) 3:30

Tues. 16 \* Missouri (SECN) 6:30

Sat. 20 \* at Florida (SECN) 3:30

Tues. 23 \* LSU (SECN) 7:00

Sat. 27 \* South Carolina (SECN) 1:00

#### MARCH

Wed. 3 \* at Tennessee (ESPN2/U) 7:00

10-14 SEC Tourney (Nashville)


\* - SEC games ♦ All times ET

**GEORGIA: 8-4, 1-4 SEC**

**VS. KENTUCKY: 4-8, 3-2 SEC**



**DATE:** Wednesday, January 20  
**TIPOFF:** 7:00 p.m. ET  
**ARENA:** Stegeman Coliseum (1,638)  
**LOCATION:** Athens, Ga.  
**SERIES RECORD:** UK leads, 129-26  
**LAST MEETING:** UK, 89-79, on 1/21/20



### THE OPENING TIP

Georgia opens a two-game homestand on Tuesday when the Bulldogs host Kentucky at Stegeman Coliseum. Georgia also will entertain Florida on Saturday afternoon before returning to the road next week.

**The Bulldogs improved to 8-4 overall and 1-4 in SEC play with their victory at Ole Miss last Saturday. Georgia posted season-high shooting percentages from everywhere on the floor – overall (.587), 3-point range (.600) and the free throw line (.882) – en route to the win over the Rebels.**

Georgia remains one of the nation's most balanced offensive teams, with no less than seven players averaging 9.5 ppg or more. The Bulldogs entered last week as the only D-I men's hoops program with six players sporting double-figure scoring averages.

### SERIES HISTORY WITH KENTUCKY

Kentucky owns a 129-26 advantage in the all-time series between the Bulldogs and the Wildcats, including a 44-17 edge in Athens.

The Wildcats swept a pair of meetings in a two-week span last season, winning 78-69 at Stegeman Coliseum on Jan. 7 and then 89-79 at Rupp Arena on Jan. 21.

In Athens, Anthony Edwards' game-high 23 points was not enough to overcome No. 14 Kentucky before a packed house. The Bulldogs led for 22:49 of the game, nearly 10 minutes more than the Wildcats.

Georgia used an 8-0 surge to go up 39-31 late in the half before Ashton Hagans' 3-pointer at the buzzer trimmed that margin to six. A 13-2 run by Kentucky turned a 55-50 lead into a 63-57 deficit and put the Wildcats on top for good.

### ▶ TALE OF THE TAPE

| STATISTIC                | UGA  | UK   |
|--------------------------|------|------|
| Points Per Game          | 79.8 | 67.4 |
| Opp. Point Per Game      | 74.8 | 68.5 |
| Scoring Margin           | +4.9 | -1.1 |
| Field Goal Pct.          | .468 | .418 |
| Opp. Field Goal Pct.     | .442 | .408 |
| 3-Point Pct.             | .328 | .297 |
| 3-Pointers Per Game      | 6.4  | 5.0  |
| Opp. 3-Point Pct.        | .321 | .317 |
| Free Throw Pct.          | .688 | .694 |
| Free Throws Per Game     | 14.3 | 13.3 |
| Rebounds Per Game        | 40.3 | 38.7 |
| Opp. Rebound Per Game    | 35.0 | 35.7 |
| Rebound Margin           | +5.3 | +3.0 |
| Assists Per Game         | 15.4 | 11.1 |
| Turnovers Per Game       | 17.9 | 12.5 |
| Assist-to-Turnover Ratio | 0.86 | 0.73 |
| Turnover Margin          | -0.1 | -2.4 |
| Steals Per Game          | 8.9  | 6.8  |
| Blocks Per Game          | 2.4  | 6.3  |

In Lexington, Edwards and Rayshaun Hammonds led a quartet of Bulldogs in double digits with 16 points each. The Bulldogs trailed by six, 41-35, at the half.

Georgia started quickly after the intermission, scoring consecutive buckets in 29 seconds to close the gap to two points and force the Wildcats into a timeout. Kentucky answered with two baskets in 31 seconds to regain its six-point edge.

The Bulldogs pulled within a single possession two more times, lastly at 57-54 at the 12:38 mark before a 12-2 surge by the Cats.

*A complete box score from that contest – as well as game-by-game results for the last 10 outings in the series – can be found on Page 5 of these Game Notes.*

### PRO-NUN-SEE-Ā-SHUN GUY'D

- 5 Justin KIER (ky-er) (*like tire with a "k"*)
- 10 TOUMANI (Too-mah-knee) CAMARA (Cuh-mahr-uh)
- 11 JAXON (Jack-son) ETTER (eh-tuhr)
- 15 SAHVIR (SAH-veer) Wheeler
- 23 MIKAL (Michael) Starks
- 25 TYRON (Ty-ron) McMILLAN (mic-mill-uhn)

### ▶ MEDIA COVERAGE

#### WATCH: SECN

Mike Morgan (play-by-play);  
Debbie Antonelli (analyst)

#### LISTEN: BULLDOG SPORTS NETWORK

Scott Howard (play-by-play);  
Chuck Dowdle (analyst);  
Adam Gillespie (producer)

Flagship: WSB AM 750; XM: 190  
Sirius: 133; Internet: 961

### THE STARTING 5...

K.D. Johnson was named SEC Freshman of the Week on Monday, UGA's third SEC award winner this season following POTW Tye Fagan and Toumani Camara.

After scoring in double figures once in the first 16 games last season, Toumani has hit double digits in 17 of his last 27 outings including his last 10 this season.

Sahvir Wheeler's four point-assist double-doubles in the first nine games equaled the second-best single-season total by any SEC player in the 2000s.

Eight different Bulldogs have scored in double figures during the 2020-21 season, combining to produce 48 double-digit performances in UGA's 12 games.

UGA's roster features eight newcomers with representative in every class – two freshmen, a sophomore, two juniors and a trio of senior graduate transfers.



**HEAD COACH TOM CREAN**

- Named Georgia Basketball's 22nd head coach on March 15, 2018.
- 20 seasons as head coach at Marquette ('99-08), Indiana ('08-17) and Georgia ('18-19)
- Led 13 of his teams to postseason play, including nine NCAA Tournament bids, four Sweet 16s appearances and a trip to the 2003 Final Four.
- Produced 15 NBA players at Marquette (6), Indiana (7) and Georgia (2), including eight who were on opening-day rosters for the 2019-20 season. All told, those players have earned or are under contract to earn more than \$625 million.
- In 20 seasons, his teams have finished among the nation's top-25 squads statistically a combined 40 times in virtually every offensive and defensive statistic kept by the NCAA.
- Has coached 10 All-Americans and 39 all-conference performers.
- 56 of his four-year players at MU, IU and UGA have graduated, including six who earned their bachelor's degrees in less than four years and five who have secured master's degrees.



**ASST. COACH STEVE McCLAIN**

- Sports 28 seasons of collegiate coaching experience, including 18 as head coach.
- On Crean's staff at Indiana from 2010-15, with 2103 Big Ten title and three NCAAs.
- Spent five seasons as head coach at Illinois-Chicago (UIC) from 2015-20.



**ASST. COACH CHAD DOLLAR**

- Atlanta native with 20+ years experience in the SEC, ACC, AAC, C-USA and OVC.
- Father, Don, was legendary coach at Atlanta's Douglass HS. Brother, Cam, helped lead UCLA to the 1995 NCAA title.



**ASST. COACH JOHN LINEHAN**

- The NCAA D-I career leader in steals (385) and '02 National Def. Player of the Year.
- Played professionally overseas for 12 seasons, primarily in France.
- Spent time on staffs at Temple, Drexel and Brown before joining UGA staff in 2019.



**DIR. OF PLAYER DEVELOPMENT BRIAN FISH**

- More than three decades of experience as head coach at Montana State (2014-19) and on staffs at Oregon, Creighton, San Diego, TCU, Kansas State and Marshall.
- In 2009, named to Indiana Basketball Hall of Fame silver anniversary team.



**DIR. OF OPERATIONS JAKE THELEN**

- Second-youngest "DOBO" at a Power-5 school, turned 28 on Nov. 8.
- Served as graduate manager at Indiana for Tom Crean during 2016-17 season.
- At Bellarmine, consensus D-II All-American and Great Lakes Valley Conference POY.



**S&C COACH SEAN HAYES**

- In his 10th season at UGA after serving on the Buffalo Bills' staff from 2006-10.
- One of two SEC MBB S&C leaders who has earned Master of Strength & Conditioning honors from Collegiate S&C Coaches Association.



**PLAYER DEVELOPMENT ASST. MICHAEL CURRY**

- Played 11 seasons in the NBA with seven franchises.
- Served as an NBA Vice President for two seasons before moving into coaching.
- Coaching experience includes being head coach of Pistons and Florida Atlantic.



**DIR. OF STRATEGY TIM DATHER**

- Spent last four seasons with Pacers and 2015-16 with the Clippers.
- Served as Pacers' head coach/assistant coach during 2018-19 NBA Summer League.
- Worked four seasons at Indiana as both head student manager and grad. manager.



**ATHLETIC TRAINER LANCE SCHUEMANN**

- In third season at UGA after spending previous five seasons at Wyoming.
- Was a student athletic trainer for Florida MBB's 2007 NCAA Champion team.
- Also has stints on medical staffs at Valparaiso and Charleston Southern.

**NUMERICAL NUGGETS**

**13**

The Bulldogs scored 90 or more points 13 times in Tom Crean's first 73 games in two-plus seasons as Georgia's head coach.

**403**

Georgia scored 90 or more points 13 times in the 403 games combined prior to Tom Crean's arrival. That period spans a length of 10-plus seasons back to 2008.

**2**

The Bulldogs have broken their all-time total attendance record for Stegeman Coliseum during both of Tom Crean's first two seasons in Athens.

**SCOUTING THE WILDCATS**

Kentucky arrives in Athens with records of 4-8 overall and 3-2 in the SEC. The Wildcats struggled in non-conference play and entered league action with a 1-6 mark. Kentucky reeled off three consecutive victories before setbacks to Alabama and Auburn last week.

**Brandon Boston Jr. leads a quartet of Wildcats contributing between 10.0-11.5 ppg.** Boston's 11.5 average is slightly better than Terrence Clarke (10.7 ppg), Olivier Sarr (10.3 ppg) and Keion Brooks Jr. (10.0 ppg.).

**Two of those players – Clarke and Brooks – have only played in a portion of Kentucky's games this season due to injuries.**

Brooks saw his initial action in Kentucky's last three outings after missing the first nine contests while recovering from a calf injury. Clarke has been out of action for Kentucky's last five games due to an ankle injury. He did not dress out for Saturday's matchup at Auburn and was wearing a boot.

**BULLDOGS SHOT HOT IN OXFORD**

Georgia posted season-best shooting efforts overall (58.7 percent), on 3-pointers (60.0 percent) and at the line (88.2 percent) in last Saturday's win at Ole Miss.

Tye Fagan led the way with a 9-of-9 performance from the field. The junior from Logtown became just the 11th player nationally this season to have a perfect night attempting nine or more shots from the floor.

From a historical perspective, Saturday's field goal percentage was the Bulldogs' fifth-best in a road outing in the last 25 years as outlined below.

Also, Georgia's tally from 3-point range was the best ever by an opponent in The Pavilion at Ole Miss, now in its sixth season as the home of the Rebels. The previous mark was 56.3 percent by Middle Tennessee State on Nov. 30, 2016, ironically when the Blue Raiders' were coached by Kermit Davis.

**BEST ROAD FG PCT. IN LAST 25 YEARS**

| Rk. | Pct. | Opponent       | FG-FGA | Date     |
|-----|------|----------------|--------|----------|
| 1.  | .652 | at Marshall    | 30x46  | 12/18/99 |
| 2.  | .635 | at Ole Miss    | 33x52  | 1/15/11  |
| 3.  | .633 | at Chattanooga | 31x49  | 12/2/14  |
| 4.  | .596 | at Florida     | 28x47  | 1/27/10  |
| 5.  | .587 | at Ole Miss    | 27x46  | 1/16/21  |

**FAGAN BOUNCES BACK**

Tye Fagan paced Georgia with 19 points at Ole Miss, with 17 of those coming in the second half. The junior from Logtown and Upson-Lee High School responded well after a season-low two points against Auburn.

Fagan returned to Georgia's starting lineup after coming off the bench for the first time versus the Tigers.

"I had a good feeling about him today," Tom Crean said after the victory. "He wasn't real good on Wednesday night. None of us were. He's responded well the past couple of days, and I had a really good feeling to have him in there. He did an even better job than we could have imagined against the zone."

The first question asked of Fagan following the game involved his motivation.

"Not starting the other day wasn't necessarily motivation for me," Fagan stated. "It was the fact that we were 0-4 in conference play. That's the biggest motivation you need. If you claim to be a winner, losing games should motivate you more than anything. Starting or not starting, none of that matters except for winning. Losing games is what motivates me."

**DOGS' DOUBLE-DOUBLE TANDEM**

Georgia's Toumani Camara and Sahvir Wheeler are the only SEC teammates with four double-doubles each this season.

Camara's double-double efforts are of the point-rebound variety and came versus Montana, Cincinnati, Mississippi State and LSU.

Wheeler opened the campaign with a trio of point-assist efforts against Florida A&M, North Georgia and Jacksonville. He is believed to be the first SEC player with three straight point-assist double-doubles Mississippi State's Chuck Evans in 1993.

Following a scoring review, he picked up a 10th assist – and a fourth double-double – in a Jan. 6 overtime loss at LSU. Wheeler now has the second-most point-assist double-doubles in a season by any SEC player in the 2000s as outlined on the next page.

**SEC PT.-AST. DOUBLE-DOUBLES IN 2000s**

| Rk. No. | Player, School            | Season  | GP |
|---------|---------------------------|---------|----|
| 1. 7    | Tyler Ulis, Kentucky      | 2015-16 | 35 |
| 2. 4    | Sahvir Wheeler, Georgia   | 2020-21 | 12 |
| 4       | Tremont Waters, LSU       | 2018-19 | 33 |
| 4       | Tremont Waters, LSU       | 2017-18 | 33 |
| 4       | Phil Pressey, Missouri    | 2012-13 | 34 |
| 6. 3    | Jabril Durham, Arkansas   | 2015-16 | 32 |
| 3       | Dee Bost, Mississippi St. | 2011-12 | 33 |
| 3       | John Wall, Kentucky       | 2009-10 | 37 |
| 3       | Nick Calathes, Florida    | 2008-09 | 36 |
| 3       | Torris Bright, LSU        | 2002-03 | 32 |

**JOHNSON EARNS SEC HONORS**

**K.D. Johnson, who averaged 17.5 points for the Bulldogs in his first two outings last week, was named SEC Freshman of the Week on Monday.**

Johnson saw his first action of the season last Wednesday. He poured in 21 points against Auburn, the third-highest effort ever by a Bulldog in their UGA debut behind only Dominique Wilkins (26 points in 1979) and Anthony Edwards (24 points in 2019). Johnson added seven rebounds, four steals, two assists and two steals versus the Tigers.

On Saturday, Johnson scored 14 points while shooting 62.5 percent from the field and 80.0 percent from 3-point range in Georgia's win at Ole Miss. He knocked down a pair of shots from behind the 3-point arc in a 33-second span that pushed the Bulldogs' lead from six points to 12 with just over four minutes remaining in the game.

**Johnson is Georgia's third SEC weekly award winner this season, following Player of the Week honorees Tye Fagan (Nov. 30) and Toumani Camara (Dec. 21).**

**Johnson is the ninth Bulldog to earn Freshman of the Week recognition since the award's inception in 1988. Those players have combined to win SEC FOTW 13 times, including a school-record four certificates last season for Anthony Edwards.**

**BULLDOGS BALANCED ON OFFENSE**

**Georgia began last week as the only Division I basketball team in the nation with six players averaging double figures.**

Through game of Jan. 10, 345 D-I teams had begun their 2020-21 campaign. Toumani Camara, Sahvir Wheeler, Justin Kier, Andrew Garcia, P.J. Horne and Tye Fagan represented the only sextet of teammates contributing 10 or more points of offense.

**The Bulldogs enter this week with seven players contributing 9.5 ppg or more.**

**All told, eight different Bulldogs – add K.D. Johnson and Christian Brown to the ledger above – have combined to notch 48 double-digit scoring outputs during Georgia's 12 games. Four or more Bulldogs have reached double figures in nine outings, including a season-high six against Jacksonville.**

**THIS EVENING'S POTENTIAL STARTERS**

**GEORGIA (8-4, 1-4 SEC) vs. KENTUCKY (4-8, 3-2 SEC)**

**COACH:** Tom Crean  
35-41 in 3rd season at UGA  
391-272 in 21st season overall

**COACH:** John Calipari  
334-85 in 12th season at UK  
774-225 in 29th season overall

**MOST RECENT STARTERS**

| NO. | NAME   | PPG  | RPG | NO. | NAME   | PPG  | RPG |
|-----|--|------|-----|-----|--|------|-----|
| 2   | SAHVIR WHEELER<br>(5-10; 180; Soph.; Houston, Texas)   | 14.5 | 3.5 | 2   | DEVIN ASKEW<br>(6-3; 198; Fr.; Sacramento, Calif.)   | 7.8  | 2.6 |
| 5   | JUSTIN KIER<br>(6-5; 190; Gr.; Grottes, Va.)           | 10.8 | 3.8 | 3   | BRANDON BOSTON JR.<br>(6-7; 185; Fr.; Norcross, Ga.) | 11.5 | 5.3 |
| 10  | TOUMANI CAMARA<br>(6-8; 220; Soph.; Brussels, Belgium) | 14.0 | 7.3 | 10  | DAVION MINTZ<br>(6-3; 196; Gr.; Charlotte, N.C.)     | 9.9  | 3.4 |
| 14  | TYE FAGAN<br>(6-3; 195; Jr.; Logtown, Ga.)             | 10.3 | 5.0 | 23  | ISAIHAH JACKSON<br>(6-10; 206; Fr.; Pontiac, Mich.)  | 6.1  | 6.6 |
| 24  | P.J. HORNE<br>(6-6; 230; Gr.; Tifton, Ga.)             | 9.6  | 4.1 | 30  | OLIVIER SARR<br>(7-0; 237; Sr.; Bordeaux, France)    | 10.3 | 5.5 |

**OFF THE BENCH**

|    |   |      |     |    |   |      |     |
|----|---|------|-----|----|---|------|-----|
| 0  | K.D. JOHNSON<br>(6-1; 190; Fr.; Atlanta, Ga)          | 17.5 | 3.5 | 12 | KEION BROOKS JR.<br>(6-7; 205; Soph.; Fort Wayne, Ind.) | 10.0 | 5.3 |
| 4  | ANDREW GARCIA<br>(6-6; 225; Gr.; Bergenfield, N.J.)   | 9.5  | 4.6 | 11 | DONTAIE ALLEN<br>(6-6; 198; R-Fr.; Falmouth, Ky.)       | 7.3  | 2.2 |
| 3  | CHRISTIAN BROWN<br>(6-6; 215; Soph.; Hopkins, S.C.)   | 5.5  | 3.5 | 0  | JACOB TOPPIN<br>(6-9; 194; Fr.; Brooklyn, N.Y.)         | 4.8  | 3.4 |
| 25 | TYRON McMILLAN<br>(6-9; 220; Soph.; New Orleans, La.) | 2.2  | 1.8 | 55 | LANCE WARE<br>(6-9; 223; Fr.; Camden, N.J.)             | 1.8  | 3.5 |
| 23 | MIKAL STARKS<br>(6-0; 185; Jr.; Miami, Fla.)          | 0.5  | 1.0 | 5  | TERRENCE CLARK<br>(6-7; 195; Fr.; Boston, Mass.)        | 10.7 | 3.0 |

**CAMARA'S PRODUCTION INCREASES**

Toumani Camara's efforts in the scoring and rebounding columns have increased dramatically from last season.

**Camara's scoring average is up 112 percent from a year ago – from 6.6 to 14.0 ppg – while his rebounding count is up 70 percent – from 4.3 to 7.3 rpg.**

**In turn, Camara has produced four double-doubles this season.**

Camara's increased offense can be traced to last season. After scoring in double figures once in the Bulldogs' first 16 games, he did so seven times in the final 16 outings. With 10 more double-digit tallies this season, **Camara has now scored 10 or more points in 17 of his last 27 outings at Georgia.**

**BULLDOGS SUPPLYING THE DIGITS**

Georgia is averaging 79.8 points per game this season, continuing the Bulldogs' trend of big-time point production under Tom Crean.

**Georgia scored 92 points against LSU on Jan. 6 – the 13th time UGA reached the 90-point plateau in 73 games under Tom Crean. By comparison, Georgia scored 90 or more points just 13 times in the 403 games before Crean's arrival, a span of 10-plus seasons dating back to 2008.**

Last year, the Bulldogs averaged 75.9 ppg, their highest effort in more than 15 years. The last time Georgia produced a higher points

per game clip than that mark was in 2002-03 when the Bulldogs averaged 79.2.

**Georgia's current average would represent the Bulldogs' best tally since putting up 81.7 ppg in 1990-91.**

**JOHNSON WOWS IN HIS UGA DEBUT**

**Freshman K.D. Johnson made quite a splash in his first collegiate outing against Auburn last Wednesday. The Atlanta native poured in 21 points – the third-most ever by a Bulldog in their first outing for UGA as outlined below.**

On Monday, Jan. 11, Johnson announced on social media that he was immediately eligible to play. Two days later, he took the court and produced an extremely impressive linescore. Not only did he score 21 points, Johnson had seven rebounds, four steals, two assists and two blocks.

**TOP TALLY DEBUTS BY UGA FRESHMEN**

| Rk. | Player                   | Points | Season  |
|-----|--------------------------|--------|---------|
| 1.  | Dominique Wilkins        | 26     | 1979-80 |
| 2.  | Anthony Edwards          | 24     | 2019-20 |
| 3.  | K.D. Johnson             | 21     | 2020-21 |
| 4.  | Sahvir Wheeler           | 19     | 2019-20 |
|     | Terry Fair               | 19     | 1979-80 |
| 6.  | Jeremy Price             | 18     | 2007-08 |
|     | D.A. Layne               | 18     | 1998-99 |
| 8.  | Sundiata Gaines          | 17     | 2004-05 |
| 9.  | Rayshaun Hammonds        | 17     | 2017-18 |
| 10. | Kentavious Caldwell-Pope | 15     | 2011-12 |

**▶ DOUBLE-DIGIT DOGS**

| POINTS          | SEASON | CAREER |
|-----------------|--------|--------|
| Sahvir Wheeler  | 10     | 21     |
| Toumani Camara  | 10     | 18     |
| P.J. Horne      | 8      | 22     |
| Tye Fagan       | 6      | 9      |
| Andrew Garcia   | 5      | 45     |
| Justin Kier     | 5      | 56     |
| Christian Brown | 2      | 3      |
| K.D. Johnson    | 2      | 2      |

| REBOUNDS       | SEASON | CAREER |
|----------------|--------|--------|
| Toumani Camara | 4      | 4      |
| Andrew Garcia  | 1      | 10     |
| Tye Fagan      | 1      | 1      |
| Justin Kier    | 0      | 10     |

| ASSISTS        | SEASON | CAREER |
|----------------|--------|--------|
| Sahvir Wheeler | 4      | 4      |

| DOUBLE-DOUBLES | SEASON | CAREER |
|----------------|--------|--------|
| Toumani Camara | 4      | 4      |
| Sahvir Wheeler | 4      | 4      |
| Andrew Garcia  | 1      | 10     |
| Tye Fagan      | 1      | 1      |
| Justin Kier    | 0      | 8      |

| 20-POINT GAMES | SEASON | CAREER |
|----------------|--------|--------|
| Sahvir Wheeler | 2      | 3      |
| Justin Kier    | 1      | 10     |
| Andrew Garcia  | 1      | 6      |
| Tye Fagan      | 1      | 1      |
| P.J. Horne     | 1      | 1      |
| K.D. Johnson   | 1      | 1      |

| 30-POINT GAMES | SEASON | CAREER |
|----------------|--------|--------|
| Justin Kier    | 0      | 1      |

*Career numbers of Garcia, Horne & Kier include prior to UGA*

**▶ UGA QUICK FACTS**

|   |                                 |
|---|---------------------------------|
| <b>LOCATION</b> .....                             | Athens, Ga.                     |
| <b>ENROLLMENT</b> .....                           | 38,920                          |
| <b>FOUNDED</b> .....                              | 1785                            |
| <b>CONFERENCE</b> .....                           | Southeastern                    |
| <b>NICKNAME</b> .....                             | Bulldogs                        |
| <b>MASCOT</b> .....                               | Uga X                           |
| <b>COLORS</b> .....                               | Red & Black                     |
| <b>PRESIDENT</b> .....                            | Jere W. Morehead (UGA J.D. '80) |
| <b>FACULTY ATHLETICS REPRESENTATIVE</b> .....     | David Shipley (Oberlin '72)     |
| <b>J. REID PARKER DIRECTOR OF ATHLETICS</b> ..... | Josh Brooks (LSU '02)           |

**UGA: FIRST & STILL FOREMOST**

- UGA was chartered on Jan. 27, 1785, and – as the first state-chartered university in America – serves as the birthplace of public higher education in the U.S.
- UGA's was chartered two years before the U.S. Constitution was signed and four years prior to George Washington's inauguration as our first President.
- UGA has been ranked among the nation's top-25 public universities by *U.S. News & World Report* every year since 2000. UGA was No. 15 in the most recent rankings released in September 2020.

**▶ DEFLECTION OBJECTIVE**

*"I was told a long time ago – and I don't think you can say it any better – deflections are barometer of active defense. It's any type of activity on the ball. It's a finger tip, a hand, blocked shots, charges, a steal. That's what we're aiming for. I want our team at a deflection-to-turnover ratio of 3.5-to-1. To me, that is an optimal number."*



**UGA DEFLECTIONS**

| Player          | Number |
|-----------------|--------|
| Toumani Camara  | 118    |
| Sahvir Wheeler  | 90     |
| Justin Kier     | 77     |
| P.J. Horne      | 46     |
| Tye Fagan       | 44     |
| Andrew Garcia   | 43     |
| Christian Brown | 39     |
| K.D. Johnson    | 30     |
| Tyron McMillan  | 20     |
| Jonathan Ned    | 16     |
| Mikal Starks    | 12     |
| Jaxon Etter     | 10     |
| Josh Taylor     | 4      |



**WRECKING ANNOUNCERS' BOARDS**

**TV and radio announcers working ahead on their prep for the Jan. 13. Auburn game got a surprise on Jan. 11 when K.D. Johnson, a consensus top-100 prospect in the Class of 2020, became immediately eligible play.**

Johnson announced on social media platforms: "Thank you to the NCAA for granting me immediate eligibility and allowing me to play basketball this season. I will not comment on the waiver, but look forward to a great rest of the season with my teammates."

Head coach Tom Crean stated: "We're extremely excited to have K.D. eligible. Probably the only people more excited than me are K.D. and his mother, Jada. K.D. has been with us every day in workouts and practices since last summer and has been incredibly patient and mature throughout this process. I would like to thank NCAA for their efforts as we worked to reach this resolution."

**WHEELER TOPS SEC, 5TH NATIONALLY**

Sahvir Wheeler led the SEC and ranked in No. 5 nationally in average assists entering this week *as outlined below.*

**Wheeler's production of 7.4 passes-to-points per game topped SEC leaders by a wide margin, a whopping 2.1 assists per game better than any other league player.**

**NCAA AVERAGE ASSIST LEADERS**

| Rk. | Player, School             | Assists | Avg. |
|-----|----------------------------|---------|------|
| 1.  | Chandler Vaudrin, Winthrop | 103     | 7.9  |
| 2.  | Kendric Davis, SMU         | 69      | 7.7  |
| 3.  | Jalen Moore, Oakland       | 130     | 7.6  |
| 4.  | Colbey Ross, Pepperdine    | 82      | 7.5  |
| 5.  | Sahvir Wheeler, Georgia    | 89      | 7.4  |

**▶ KEEPING AN EYE ON**

**ENTERING TONIGHT'S GAME:**

**JUSTIN KIER IS...**

- 5 assists from 250 for his career
- 10 rebounds from 600 for his career

**ANDREW GARCIA IS...**

- 102 points from 1,000 for his career
- 31 rebounds from 500 for his career

**LOTS OF NEW FACES**

**Georgia's 2020-21 roster features five returnees and eight newcomers.**

The octet of first-year Bulldogs features a representative of every class – freshmen K.D. Johnson and Josh Taylor; sophomore Tyron McMillan; juniors Jonathan Ned and Mikal Starks; and graduate transfer seniors Andrew Garcia, P.J. Horne and Justin Kier.

**THIS ONE IS HARD TO BELIEVE**

Wednesday's matchup between Georgia and Kentucky will not include a true, fourth-year senior on either team's roster.

**In fact, in six SEC games to date, Devontae Shuler of Ole Miss was the first true senior in any of those outings.**

Not only does Georgia not have a true senior, neither did any of the Bulldogs' first four league foes – Mississippi State, LSU, Arkansas or Auburn.

**LATEST ROAD OPENER IN 77 SEASONS**

Georgia's trip to Baton Rouge to face LSU on Jan. 6 represented the Bulldogs' latest initial road game in a season calendar wise since 1945.

The Bulldogs opened the "1944-45" campaign by hosting Clemson on Jan. 8 and then traveled to take on Jacksonville NAS (that's Naval Air Station) on Jan. 12.

The last time Georgia played December games and its first road game this late was the 1940. The Bulldogs played five home dates between Dec. 20, 1939-Jan. 5, 1940 before trekking to Clemson on Jan. 6, 1940.

**BULLDOGS COLLECT SEC HONORS**

Tye Fagan and Toumani Camara earned SEC Player of the Week accolades for the first and fourth weeks of the season, respectively.

**Fagan won the honor on Nov. 30, a day after posting career-high tallies of 21 points and 10 rebounds en route to his first career double-double versus Florida A&M.**

Fagan connected on 9-of-10 shots from the field against the Rattlers and played a major role in creating distance on the scoreboard. Fagan scored eight points in a span of 76 seconds as Georgia expanded a two-point lead (49-47) to 10 (59-49).

**Camara was tabbed on Dec. 21 after his 19-point, 10-rebound performance against Cincinnati two days earlier.**

The sophomore from Brussels, Belgium, equaled his career-best scoring output (19 points) for the third time this season en route to his second double-double. He had 14 points and eight rebounds in the first half and keyed a 15-0 run that broke the game wide open and extended an eight-point lead to a 23-point cushion. Camara scored eight points and collected four boards in that surge.

**Fagan and Camara are the 28th and 29th different Bulldogs who have combined to win SEC Player of the Week recognition 39 times since the award's inception in 1985.**

**WHEELER PRODUCES HISTORIC START**

Sahvir Wheeler opened the season with a streak three point-assist double-doubles.

Wheeler has 12 points and 12 assists against Florida A&M, equaling the fourth-best single-game assist tally in 116 seasons of Georgia Basketball. It also was the most assists by a Bulldog in more than two decades...since G.G. Smith also had a dozen against Vanderbilt on Jan. 3, 1999.

The fearless sophomore followed the FAMU contests with 17 points and 10 assists versus North Georgia and 21 points and 10 assists against Jacksonville.

**Wheeler became the first SEC player to record three-straight point-assist double-doubles since at least the 2000-01 season.** In fact, only two league players – Florida's Chris Chiozza and Kentucky's Tyler Ulis – recorded back-to-back point-assist double-doubles in the last five seasons. The last instance of three-consecutive point-assist double-doubles found was a stretch by Mississippi State's Chuck Evans during the 1992-93 season.

Wheeler also is believed to be the first Georgia player with back-to-back double-figure assist tallies ever. Box scores dating back through 1969-70 did not find anyone who had done so. There were a couple of close calls, most notably Gino Gianfrancesco – who owns three of the top-four single-game assist efforts in school history – in a three-game span covering the 1971-72 and 1972-73 seasons.

**UGA AMONG LAST UNBEATENS**

**With a men's/women's doubleheader sweep on Dec. 22, Georgia became one of only two D-I schools with both hoops programs undefeated on Christmas.**

The Lady Bulldogs improved to 8-0 by dispatching Appalachian State, 107-44.

Later, the Bulldogs defeated Northeastern, 76-58, to improve to 7-0.

Michigan was the only other school with a pair of unblemished men's and women's records when Santa Claus circled the globe. *And a tip of the cap to the Wolverines, who remained undefeated and reached a combined 21-0 before the Wolverines' loss at Minnesota on Jan. 16.*



**RONNIE HOGUE REMEMBERED**

Ronnie Hogue, Georgia Basketball's first Black scholarship student-athlete, is being honored with a commemorative sticker on the Stegeman Coliseum basket supports during the 2020-21 season. Hogue passed away in September at the age of 69.

A native of Washington, D.C., Hogue arrived in Athens in the fall of 1969 and became one of the best Bulldogs ever.

Two years before freshmen became eligible under NCAA rules, Hogue averaged 19.1 points per game on UGA's freshman squad. He burst upon the scene the following year when he averaged 16.2 points per game and was named to the SEC's All-Sophomore team.

The following year, Hogue was named first-team All-SEC after upping his scoring average to 20.5 points per game. In the season's fifth game, on December 20, 1971, he poured for a career-high 46 points against LSU, the most ever by a Bulldog in Stegeman Coliseum and second-highest single-game tally in school history. Perhaps more impressive than the scoring total was the fact that Hogue connected on 20-of-23 shots from the floor en route to that output. As a senior, Hogue averaged 16.5 points per game.

Hogue finished his Georgia career with 1,367 points in just three seasons. At the time, that ranked second among UGA's all-time scoring leaders.

Hogue was drafted by the Washington Bullets in the 1973 NBA Draft.

**OF BIG PLAYS AND "+/-" NUMBERS**

Georgia's victory over Samford was of the come-from-behind variety, and the Bulldogs didn't lead until game's final seconds.

The Bulldogs took their first lead of the evening when Jaxon Etter scored on a layup with 1:17 remaining.

**▶ LEADING THE DOGS**

| GAMES LEADING   | PT. | REB. | AST. | BLK. | STL. |
|-----------------|-----|------|------|------|------|
| Christian Brown | 0   | 2    | 0    | 2    | 1    |
| Toumani Camara  | 4   | 7    | 0    | 7    | 3    |
| Jaxon Etter     | 0   | 0    | 0    | 0    | 0    |
| Tye Fagan       | 1   | 2    | 0    | 1    | 1    |
| Andrew Garcia   | 3   | 1    | 0    | 2    | 1    |
| P.J. Horne      | 1   | 0    | 0    | 1    | 1    |
| K.D. Johnson    | 1   | 0    | 0    | 1    | 1    |
| Justin Kier     | 2   | 0    | 1    | 0    | 3    |
| Tyron McMillan  | 0   | 1    | 0    | 0    | 1    |
| Jonathan Ned    | 0   | 0    | 0    | 2    | 0    |
| Mikal Starks    | 0   | 0    | 0    | 0    | 0    |
| Josh Taylor     | 0   | 0    | 0    | 1    | 1    |
| Sahvir Wheeler  | 1   | 0    | 11   | 0    | 6    |

\* - Includes when tied for team-high

**▶ SERIES HISTORY**

UK LEADS OVERALL:..... 129-26  
 UK LEADS IN ATHENS:..... 44-17  
 UK LEADS LAST 10 MEETINGS: .. 10-0

**LAST 10 MATCHUPS**

|          |     |              |          |
|----------|-----|--------------|----------|
| 2/9/16   | L   | at Lexington | 48-81    |
| 3/12/16  | L % | at Nashville | 80-93    |
| 1/31/17  | L   | at Lexington | OT-81-90 |
| 2/18/17  | L   | at Athens    | 77-82    |
| 3/10/17  | L % | at Nashville | 60-71    |
| 12/31/18 | L   | at Lexington | 61-66    |
| 3/9/18   | L % | at St. Louis | 49-62    |
| 1/15/19  | L   | Athens       | 49-69    |
| 1/7/20   | L   | Athens       | 69-78    |
| 1/21/20  | L   | at Lexington | 79-89    |

% - SEC Tournament game

**▶ LAST TIME VS. UK**

**18** No. 15/14 Kentucky 89, Georgia 79  
 1/21/20 • Lexington, Ky.

**GEORGIA (11-7, 1-4)**

| Player        | FGs          | 3FGs        | FTs          | Rb        | Pf        | Pts       | A         | T         | B        | S        | MP         |
|---------------|--------------|-------------|--------------|-----------|-----------|-----------|-----------|-----------|----------|----------|------------|
| Gresham       | 2-6          | 1-5         | 3-4          | 5         | 2         | 8         | 2         | 1         | 0        | 1        | 28         |
| Edwards       | 7-13         | 1-3         | 1-1          | 1         | 5         | 16        | 3         | 5         | 0        | 1        | 33         |
| Camara        | 4-8          | 0-3         | 2-3          | 3         | 3         | 10        | 0         | 2         | 0        | 0        | 30         |
| Wheeler       | 0-3          | 0-0         | 0-0          | 2         | 4         | 0         | 1         | 1         | 0        | 0        | 17         |
| Hammonds      | 5-15         | 2-6         | 4-5          | 8         | 3         | 16        | 2         | 1         | 1        | 0        | 35         |
| Harris        | 1-2          | 0-1         | 0-0          | 4         | 3         | 2         | 2         | 1         | 0        | 1        | 12         |
| Brown         | 1-5          | 0-3         | 2-3          | 1         | 0         | 4         | 0         | 0         | 0        | 0        | 11         |
| Crump         | 1-4          | 1-3         | 4-4          | 3         | 2         | 7         | 2         | 0         | 0        | 1        | 16         |
| Fagan         | 6-6          | 1-1         | 1-1          | 1         | 1         | 14        | 0         | 1         | 0        | 1        | 15         |
| Howard        | 0-0          | 0-0         | 2-2          | 0         | 1         | 2         | 0         | 0         | 0        | 0        | 3          |
| TEAM          |              |             |              | 3         |           |           |           |           |          |          |            |
| <b>Totals</b> | <b>27-62</b> | <b>6-25</b> | <b>19-23</b> | <b>31</b> | <b>24</b> | <b>79</b> | <b>12</b> | <b>12</b> | <b>1</b> | <b>5</b> | <b>200</b> |

**KENTUCKY (14-4, 5-1)**

| Player        | FGs          | 3FGs       | FTs          | Rb        | Pf        | Pts       | A         | T         | B        | S        | MP         |
|---------------|--------------|------------|--------------|-----------|-----------|-----------|-----------|-----------|----------|----------|------------|
| Hagens        | 8-17         | 0-1        | 7-8          | 5         | 3         | 23        | 9         | 3         | 1        | 4        | 36         |
| Maxey         | 1-3          | 0-1        | 5-5          | 5         | 2         | 7         | 3         | 3         | 0        | 1        | 31         |
| Quickley      | 3-7          | 1-5        | 5-6          | 4         | 5         | 12        | 2         | 1         | 1        | 0        | 36         |
| Richards      | 7-12         | 0-0        | 6-6          | 8         | 2         | 20        | 0         | 0         | 3        | 0        | 36         |
| Montgomery    | 4-6          | 0-0        | 2-3          | 6         | 3         | 10        | 0         | 2         | 2        | 1        | 19         |
| Sestina       | 1-2          | 0-0        | 0-0          | 2         | 2         | 2         | 0         | 0         | 0        | 0        | 6          |
| Whitney       | 0-0          | 0-0        | 1-2          | 0         | 0         | 1         | 0         | 0         | 0        | 0        | 2          |
| Juzang        | 3-5          | 0-2        | 0-2          | 3         | 0         | 6         | 1         | 0         | 0        | 0        | 18         |
| Brooks Jr.    | 4-7          | 0-0        | 0-1          | 5         | 2         | 8         | 0         | 1         | 1        | 0        | 16         |
| TEAM          |              |            |              | 3         |           |           |           |           |          |          |            |
| <b>Totals</b> | <b>31-59</b> | <b>1-9</b> | <b>26-33</b> | <b>38</b> | <b>19</b> | <b>89</b> | <b>15</b> | <b>11</b> | <b>8</b> | <b>6</b> | <b>200</b> |

| Score by Periods | 1st | 2nd | Tot. | Deadball | Rebs.Tot. |
|------------------|-----|-----|------|----------|-----------|
| Georgia          | 35  | 44  | 79   | Georgia  | 1         |
| Kentucky         | 41  | 48  | 89   | Kentucky | 4         |

Officials: Tony Greene, Lee Cassell, K.B. Burdett Jr. Technicals: Hammonds (class B), 6:51 (2nd). Attendance: 20,135.

|                      | UGA | UK |
|----------------------|-----|----|
| Points in the paint  | 30  | 46 |
| Points off turnovers | 12  | 14 |
| 2nd chance points    | 10  | 12 |
| Bench points         | 29  | 17 |

## ▶ BY THE NUMBERS

### GEORGIA'S RECORD IS...

|                            | Overall | SEC | Crean |
|----------------------------|---------|-----|-------|
| Currently.....             | 8-4     | 1-4 | 35-41 |
| at Stegeman Coliseum:..... | 7-2     | 0-2 | 27-16 |
| on the road:.....          | 1-2     | 1-2 | 5-20  |
| at a neutral site:.....    | 0-0     | 0-0 | 3-5   |
| Day Games:.....            | 2-1     | 1-1 | 9-15  |
| Night Games:.....          | 6-3     | 0-3 | 26-26 |
| In November:.....          | 1-0     | 0-0 | 10-5  |
| In December:.....          | 6-1     | 0-1 | 14-3  |
| In January:.....           | 1-3     | 1-3 | 5-15  |
| In February:.....          | 0-0     | 0-0 | 4-13  |
| In March:.....             | 0-0     | 0-0 | 2-5   |
| On Sunday:.....            | 1-0     | 0-0 | 2-0   |
| On Monday:.....            | 0-0     | 0-0 | 3-1   |
| On Tuesday:.....           | 2-0     | 0-0 | 7-9   |
| On Wednesday:.....         | 1-3     | 0-3 | 8-14  |
| On Thursday:.....          | 0-0     | 0-0 | 0-0   |
| On Friday:.....            | 1-0     | 0-0 | 5-0   |
| On Saturday:.....          | 3-1     | 1-1 | 10-17 |

### GEORGIA'S RECORD WHEN...

|  | Overall | SEC | Crean |
|--|---------|-----|-------|
| Leading at the half:.....                | 6-0     | 1-0 | 26-8  |
| Trailing (or tied) at the half:.....     | 2-4     | 0-4 | 9-33  |
| Shooting 50% or better:.....             | 4-0     | 1-0 | 16-4  |
| Shooting less than 50%:.....             | 4-4     | 0-4 | 19-37 |
| Opp. shooting 50% or better:.....        | 2-2     | 1-2 | 4-17  |
| Opp. shooting 50% or less:.....          | 6-2     | 0-2 | 31-24 |
| UGA outrebounds opponent:.....           | 7-1     | 0-1 | 29-16 |
| Opponent outrebounds UGA:.....           | 1-3     | 1-3 | 5-23  |
| Teams tied in rebounds:.....             | 0-0     | 0-0 | 1-2   |
| UGA shooting 70% or better FTs:.....     | 5-1     | 1-1 | 21-22 |
| UGA shooting 70% or less FTs:.....       | 3-3     | 0-3 | 14-19 |
| Game is decided by 1-4 points:.....      | 2-1     | 1-0 | 7-10  |
| Game is decided by 5-10 points:.....     | 0-0     | 0-0 | 3-7   |
| Game is decided by >10 pts:.....         | 6-3     | 0-3 | 25-24 |
| Scoring less than 59 points:.....        | 0-0     | 0-0 | 0-11  |
| Scoring 60-69 points:.....               | 1-1     | 0-1 | 5-13  |
| Scoring 70-79 points:.....               | 3-2     | 1-2 | 7-11  |
| Scoring 80-89 points:.....               | 3-0     | 0-0 | 13-3  |
| Scoring 90-99 points:.....               | 1-1     | 0-1 | 8-2   |
| Scoring > 100 points:.....               | 0-0     | 0-0 | 2-1   |
| Allowing less than 50 points:.....       | 0-0     | 0-0 | 2-0   |
| Allowing 50-59 points:.....              | 2-0     | 0-0 | 7-0   |
| Allowing 60-69 points:.....              | 3-0     | 0-0 | 12-7  |
| Allowing 70-79 points:.....              | 3-0     | 1-0 | 10-12 |
| Allowing 80-89 points:.....              | 0-1     | 0-1 | 4-10  |
| Allowing 90 or more points:.....         | 0-3     | 0-3 | 0-12  |
| 0 players in double digits:.....         | 0-0     | 0-0 | 0-1   |
| 1 player in double digits:.....          | 0-0     | 0-0 | 5-7   |
| 2 players in double digits:.....         | 0-0     | 0-0 | 3-9   |
| 3 players in double digits:.....         | 2-1     | 0-1 | 10-11 |
| 4 or more players in double digits:..... | 6-3     | 1-3 | 18-13 |
| UGA bench outscored opp. bench:.....     | 5-3     | 1-3 | 25-25 |
| Winning the opening tip:.....            | 7-2     | 0-2 | 24-13 |
| Scoring first:.....                      | 5-1     | 0-1 | 27-19 |
| Playing overtime:.....                   | 0-1     | 0-0 | 1-3   |

## ▶ SPECIALTY STATS

|                   | IN PT.      | OFF TO     | 2ND CH     | BENCH      |
|-------------------|-------------|------------|------------|------------|
| Georgia           | 510         | 224        | 160        | 269        |
| Opponent          | 382         | 214        | 129        | 249        |
| <b>Difference</b> | <b>+128</b> | <b>+10</b> | <b>+31</b> | <b>+20</b> |

Game-by-game breakdown on Page 8.

Georgia was up 76-73 with 13 ticks on the clock when P.J. Horne's putback of a missed free throw pushed the margin to five points and two possessions.

While those plays drew attention, the box score showed Etter and Horne were two of Georgia's most efficient players in the game.

Etter played just shy of four minutes but the Bulldogs were "+8" with him on the floor. The sophomore from Woodstock helped Georgia thwart Samford's first-half momentum. In just 2:30 of action, Etter recorded a +/- of "+6", the best effort of any Bulldog in the period.

Horne's 34 minutes of PT – his most of the season to date – provided the Bulldogs with a "+13" margin with him in the court.

### A BUSY BUNCH OF BULLDOGS

Georgia opened the 2020-21 season by playing five games in 14 days.

That came after a 263-day gap between March 11 – when Georgia played its final game of the 2019-20 season at the SEC Tournament – and Nov. 29 – when the Bulldogs opened this season versus Florida A&M.

### THE NOMINATION WASN'T AUTOMATIC

The decision to push Tye Fagan for SEC Player of the Week after the season opener required some thought.

Andrew Garcia also had an outstanding – and efficient – game against the Rattlers. He scored a game-high 22 points in just 23 minutes. Garcia connected on 6-of-8 shots from the field and converted on 10-of-11 trips to the free-throw line in his debut as a Bulldog.

### HOOPS SCHEDULING 2020 STYLE

It took four opponents for Georgia to play its first two games of the season.

As of Monday, Nov. 23, UGA was scheduled to play Gardner-Webb on Nov. 29. That game was canceled due to COVID-19 issues within the Runnin' Bulldogs' roster.

About 24 hours later, Georgia announced it would play Florida A&M on the 29th.

On Nov. 24, Tom Crean said: "Well in a nut shell, this came up yesterday morning and we already had some ideas of potential replacements for the first couple of weeks so we really started with that. That becomes the most important thing...some were available, most weren't available to be honest with you, but Florida A&M was the one that had the most opportunity to say yes and the best opportunity to say yes, in the shortest amount of time, and the shortest distance involved."

Less than 24 hours after that, Crean's comments seemed prophetic when Wednesday's season opener against Columbus State was canceled just hours before tip off.

That outing was scrapped when COVID-19 tests returned positive within the Cougars' traveling party.

On Nov. 30 – about 54-and-a-half hours before tipoff – the Columbus State game was replaced by the Dec. 2 North Georgia contest. The addition of that contest lined up games against Nighthawks, Dolphins and Grizzlies in a span of just less than a week.

"It's not optimal, but for this year, it's very probable," Tom Crean said following the North Georgia contest. "I told the guys, we may get to a situation where we don't have three games in three weeks, let alone three games in one week. Who knows what way this season is going to go. Anything you do is getting you ready for what's coming. It just so happens that this is the way it's going to be."

### LATEST OPENER IN A WHILE

Last season, the Bulldogs christened their season on Nov. 5, the earliest opening contest ever in Georgia's 115 seasons. The previous first date for an initial outing was when the 2013-14 campaign began on Nov. 8.

With the 2020-21 campaign delayed due to COVID-19, the Bulldogs' Nov. 29 date against Florida A&M was their latest opener in nearly three decades. Georgia began the 1992-93 season on Dec. 1, with a 76-65 loss to No. 3 Kansas at Allen Fieldhouse in Lawrence.

That contest was the first of a "home-and-home" between UGA and KU. The quote marks are to emphasize that Kansas' trip was not to Athens. The Jayhawks returned the game in Atlanta as part of the first-ever basketball event at Georgia Dome, the 1993 Kuppenheimer Classic.

### TOP-RANKED JUCOS JOIN DOGS

Georgia's JUCO recruits were among the top-15 prospects nationally by 247Sports.com, with Mikal Starks at No. 9, Tyron McMillan at No. 11 and Jonathan Ned at No. 15.

Ned and Starks come from dramatically different hometowns but the same school – Eastern Florida State. Ned is from Northern California, while Starks hails from South Florida. They helped EFSC's Titans win 55 games over two seasons and reach the "Elite Eight" round of the 2019 NJCAA Tournament.

McMillan earned All-Region honors in his one season at Kilgore College in Texas.

### EDWARDS DRAFTED NO. 1 OVERALL

Anthony Edwards was chosen by the Minnesota Timberwolves with the No. 1 overall pick of the 2020 NBA Draft on Nov. 18. Edwards became the Bulldogs' highest draft pick ever, topping Dominique Wilkins, who was selected No. 3 overall in 1982.

"This is an incredibly special night for an incredibly special young man," Tom Crean said. "I know the time and the effort he's put into getting to this point. He's earned it. He works extremely hard. He's dedicated to getting better."

**Edwards is the Bulldogs' 39th NBA Draft pick and the eighth first-rounder. He was the first lottery pick since Kentavious Caldwell-Pope (No. 8 overall) in 2013.**

"This is a big-time moment for this program," Crean said. "When you're trying to build on what others have done here before, you've got to have moments that help establish what you want your program to be. I think everyone who has ever been a part of Georgia Basketball can be proud of this. It also shows that you can come to Georgia, and in Anthony's case come to Georgia and stay close to home, and achieve all of your dreams. That's really, really important for us."

Edwards, the SEC Freshman of the Year, was the nation's top-scoring freshman at 19.1 ppg. His 610 points were the 10th-most ever by an SEC freshman, and he was SEC Freshman of the Week a school-record four times.

**Edwards became the SEC's sixth all-time overall No. 1 pick in the NBA Draft – and the fifth since 2010, joining Shaquille O'Neal (1992), John Wall (2010), Anthony Davis (2012), Karl Anthony-Towns (2015) and Ben Simmons (2016).**

**A GOOD YEAR FOR DRAFTED DOGS**

Anthony Edwards' selection as the top overall selection in the NBA Draft continued a strong year for Georgia in professional drafts.

Offensive tackle Andrew Thomas was the No. 4 overall pick in the NFL Draft by the New York Giants. Pitcher Emerson Hancock was the No. 6 selection in the first round of the MLB Draft by the Seattle Mariners.

With that, **Georgia became just the fifth school ever to have top-10 picks in the three major sports drafts in the same year.**

**AND WHILE WE'RE TALKING PROS...**

The 2020 year hasn't had very many highlights overall, but three former Georgia Bulldogs certainly have.

Mecole Hardman capped a Pro Bowl rookie season by helping the Kansas City Chiefs win Super Bowl LIV (that's 54 for the commoners).

Kentavious Caldwell-Pope had an outstanding run to help Los Angeles capture the NBA Championship. KCP started all 21 games of the Lakers' run through the Playoffs. He averaged 10.7 points per game in the postseason, largely due to connecting on 45 3-pointers. That tally is the second-most ever by a Laker during the Playoffs, trailing only Kobe Bryant's 49 in 2009-10.

Pitcher Alex Wood pitched two perfect innings with three strikeouts for the Dodgers in their decisive win over Tampa Bay in game 6 of the World Series.

With that, **Georgia became the only school in the nation with former players who won NFL, NBA and MLB championship rings during 2020.**

**A SUMMER UNLIKE ANY OTHER**

COVID-19 forced the Bulldogs' season to end prematurely on March 12 and began a period where Tom Crean was away from on-court coaching for more than four months.

Georgia returned to workouts on July 20 with and eight newcomers.

"The only guy will a full year of college basketball with us in the program is Tye Fagan," Crean said. "That's really tough because the sophomores didn't get the full spring. And when the three grad transfers and Tyron McMillan got to campus, that was the first time we'd personally met them and talked to them not on phone, FaceTime or zoom. There was nothing normal about this summer. There was nothing even remotely close to normal as to how you would build your team."

**CREAN IMPRESSED WITH TEAMWORK**

Tom Crean was impressed his current roster's ability to form a bond throughout the strangeness of Covid-19. Eight Bulldogs are newcomers – two freshmen, three junior college transfers and three graduate transfers.

"I like their camaraderie," Crean said this summer. "I like their spirit. We've worked very hard. There's guys who are in the gym at different times, whether it's later at night or early in the morning. There are guys who are very, very hungry."

"In addition to all that, they've done a good job in the weight room," Crean added. "They've done a good job when we worked outside. They've pushed each other. They've competed. There is a spirit about them, and they're improving. A lot of new guys are learning to come together in a very, very different situation, and that's what we've focused on, bridging that every day."

**BULLDOGS SPEAK OUT ON ISSUES**

In addition to the pandemic, social issues dominated the landscape for much of the summer. Several Georgia basketball players, led by Tye Fagan and Sahvir Wheeler, chose to utilize their platform and voice to speak toward needed changes to create a better and more respectful society in general.

Fagan took part in a march in Thomaston, Ga., where he led Upson-Lee High School to back-to-back state titles in 2017 and 2018.

"It's bigger than basketball, it's bigger than me," Fagan said. "A lot of people have lost their lives, a lot of people are upset. A lot of my people are upset and they feel a lot of different ways. I can't blame them because I feel the same way, seeing guys suffer from police brutality or racism or bigotry or whatever you want to call it. Black people have been suffering a lot over the past few months. It's been going on forever but especially over the past few months."

In an interview with DawgNation.com

**▶ STAT RANKINGS**

**TEAM CATEGORIES**

*(Rankings through games of Jan. 17)*

| STATISTIC                 | NO.  | SEC | NCAA |
|---------------------------|------|-----|------|
| FG Percentage             | .468 | 2   | 71   |
| Assists Per Game          | 15.4 | 2   | 71   |
| Steals Per Game           | 8.9  | 2   | 22   |
| Offensive Reb. Percentage | .351 | 2   |      |
| Scoring Offense           | 79.8 | 3   | 52   |
| Rebounding Margin         | +5.2 | 5   | 73   |
| 3-Point FG Percentage     | .328 | 8   |      |
| 3-Point FGs Per Game      | 6.4  | 8   |      |
| Turnover Margin           | -0.1 | 8   |      |
| Defensive Reb. Percentage | .710 | 8   |      |
| Scoring Margin            | +4.9 | 9   |      |
| 3-Point FG Defense        | .321 | 9   |      |
| FT Percentage             | .688 | 10  |      |
| Blocked Shots             | 2.4  | 11  |      |
| FG Percentage Defense     | .442 | 12  |      |
| Assist-to-TO Ratio        | 0.86 | 12  |      |
| Scoring Defense           | 74.8 | 14  |      |

**INDIVIDUAL CATEGORIES**

| PLAYER                      | NO.  | SEC | NCAA |
|-----------------------------|------|-----|------|
| <b>TOUMANI CAMARA</b>       |      |     |      |
| Points Per Game             | 14.0 | 14  |      |
| Rebounds Per Game           | 7.3  | 7   |      |
| FG Percentage               | .480 | 8   |      |
| Offensive Rebounds Per Game | 2.5  | 6   |      |
| Defensive Rebounds Per Game | 4.7  | 9   |      |
| Double-Doubles              | 4    | 2   | 31   |
| <b>JUSTIN KIER</b>          |      |     |      |
| Steals Per Game             | 2.0  | 2   | 62   |
| Minutes Per Game            | 32.3 | 8   |      |
| <b>SAHVIR WHEELER</b>       |      |     |      |
| Points Per Game             | 14.5 | 11  |      |
| Assists Per Game            | 7.4  | 1   | 5    |
| Assist-to-TO Ratio          | 1.5  | 7   |      |
| Steals Per Game             | 1.8  | 6   |      |
| Minutes Per Game            | 33.8 | 3   |      |
| Double-Doubles              | 4    | 2   | 31   |





**▶ 2020-21 OVERALL STATISTICS (8-4) (HOME: 7-2; AWAY: 1-2; NEUTRAL: 0-0)**

| NO. PLAYER         | G-GS      | MP-Avg.  | FG-FGA         | Pct.        | 3FG-FGA       | Pct.        | FT-FTA         | Pct.        | OR         | DR         | Tot.-Avg.       | PF-DQ        | A          | TO         | B         | S          | Pts.-Avg        |
|--------------------|-----------|----------|----------------|-------------|---------------|-------------|----------------|-------------|------------|------------|-----------------|--------------|------------|------------|-----------|------------|-----------------|
| 00 K.D. Johnson    | 2-0       | 51-25.5  | 14-27          | .519        | 6-9           | .667        | 1-3            | .333        | 2          | 5          | 7-3.5           | 6-0          | 2          | 7          | 2         | 6          | 35-17.5         |
| 02 Sahvir Wheeler  | 12-12     | 406-33.8 | 64-163         | .393        | 11-39         | .282        | 35-47          | .745        | 8          | 34         | 42-3.5          | 35-1         | 89         | 60         | 0         | 21         | 174-14.5        |
| 10 Toumani Camara  | 11-11     | 314-28.5 | 59-123         | .480        | 7-32          | .219        | 29-49          | .592        | 28         | 52         | 80-7.3          | 37-2         | 19         | 30         | 11        | 17         | 154-14.0        |
| 05 Justin Kier     | 11-11     | 355-32.3 | 41-92          | .446        | 19-47         | .404        | 18-25          | .720        | 5          | 37         | 42-3.8          | 19-0         | 34         | 32         | 0         | 22         | 119-10.8        |
| 14 Tye Fagan       | 12-11     | 286-23.8 | 54-92          | .587        | 4-15          | .267        | 11-19          | .579        | 21         | 39         | 60-5.0          | 13-0         | 17         | 15         | 2         | 5          | 123-10.3        |
| 24 P.J. Horne      | 12-12     | 335-27.9 | 41-84          | .488        | 22-60         | .367        | 11-14          | .786        | 22         | 27         | 49-4.1          | 27-0         | 5          | 6          | 4         | 11         | 115-9.6         |
| 04 Andrew Garcia   | 12-0      | 214-17.8 | 39-67          | .582        | 1-4           | .250        | 35-45          | .778        | 23         | 32         | 55-4.6          | 36-2         | 8          | 26         | 3         | 8          | 114-9.5         |
| 03 Christian Brown | 12-1      | 163-13.6 | 21-51          | .412        | 4-15          | .267        | 20-30          | .667        | 13         | 29         | 42-3.5          | 15-0         | 1          | 14         | 3         | 8          | 66-5.5          |
| 25 Tyron McMillan  | 12-2      | 99-8.3   | 9-19           | .474        | 0-0           | .000        | 8-12           | .667        | 4          | 18         | 22-1.8          | 11-0         | 1          | 6          | 1         | 3          | 26-2.2          |
| 13 Jonathan Ned    | 10-0      | 73-7.3   | 7-19           | .368        | 3-12          | .250        | 0-0            | .000        | 4          | 12         | 16-1.6          | 4-0          | 2          | 6          | 2         | 2          | 17-1.7          |
| 01 Jaykwon Walton  | 2-0       | 15-7.5   | 0-3            | .000        | 0-2           | .000        | 2-4            | .500        | 1          | 5          | 6-3.0           | 1-0          | 0          | 2          | 0         | 0          | 2-1.0           |
| 11 Jaxon Etter     | 8-0       | 30-3.8   | 2-3            | .667        | 0-0           | .000        | 2-2            | 1.000       | 0          | 3          | 3-0.4           | 4-0          | 0          | 1          | 0         | 0          | 6-0.8           |
| 23 Mikal Starks    | 8-0       | 66-8.3   | 2-9            | .222        | 0-0           | .000        | 0-0            | .000        | 1          | 7          | 8-1.0           | 14-0         | 7          | 2          | 0         | 3          | 4-0.5           |
| 12 Josh Taylor     | 6-0       | 18-3.0   | 1-4            | .250        | 0-0           | .000        | 0-0            | .000        | 3          | 8          | 11-1.8          | 4-0          | 0          | 4          | 1         | 1          | 2-0.3           |
| TM TEAM            |           |          |                |             |               |             |                |             | 20         | 20         | 40-3.3          |              |            | 4          |           |            |                 |
| <b>Total</b>       | <b>12</b> |          | <b>354-756</b> | <b>.468</b> | <b>77-235</b> | <b>.328</b> | <b>172-250</b> | <b>.688</b> | <b>155</b> | <b>328</b> | <b>483-40.2</b> | <b>226-5</b> | <b>185</b> | <b>215</b> | <b>29</b> | <b>107</b> | <b>957-79.8</b> |
| <b>Opponents</b>   | <b>12</b> |          | <b>333-753</b> | <b>.442</b> | <b>93-290</b> | <b>.321</b> | <b>139-208</b> | <b>.668</b> | <b>134</b> | <b>286</b> | <b>420-35.0</b> | <b>238-4</b> | <b>162</b> | <b>214</b> | <b>43</b> | <b>96</b>  | <b>898-74.8</b> |

| BY PERIOD | 1st | 2nd | 1OT | 2OT | Total | DEADBALL  | REBOUNDS | TOTAL |
|-----------|-----|-----|-----|-----|-------|-----------|----------|-------|
| Georgia   | 443 | 502 | 12  | -   | 957   | Georgia   | 38       |       |
| Opponents | 428 | 456 | 14  | -   | 898   | Opponents | 28       |       |

**TEAM STATISTICS**

|                        | UGA     | OPP     |
|------------------------|---------|---------|
| SCORING                | 957     | 898     |
| Points per game        | 79.8    | 74.8    |
| Scoring margin         | +4.9    | -       |
| FIELD GOALS-ATT        | 354-756 | 333-753 |
| Field goal pct         | .468    | .442    |
| 3 POINT FG-ATT         | 77-235  | 93-290  |
| 3-point FG pct         | .328    | .321    |
| 3-pt FG made per game  | 6.4     | 7.8     |
| FREE THROWS-ATT        | 172-250 | 139-208 |
| Free throw pct         | .688    | .668    |
| F-Throws made per game | 14.3    | 11.6    |
| REBOUNDS               | 483     | 420     |
| Rebounds per game      | 40.2    | 35.0    |
| Rebounding margin      | +5.3    | -       |
| ASSISTS                | 185     | 162     |
| Assists per game       | 15.4    | 13.5    |
| TURNOVERS              | 215     | 214     |
| Turnovers per game     | 17.9    | 17.8    |
| Turnover margin        | -0.1    | -       |
| Assist/turnover ratio  | 0.9     | 0.8     |
| STEALS                 | 107     | 96      |
| Steals per game        | 8.9     | 8.0     |
| BLOCKS                 | 29      | 43      |
| Blocks per game        | 2.4     | 3.6     |
| ATTENDANCE             | 14742   | 7905    |
| Home games-Avg/Game    | 9-1638  | 3-2635  |

**▶ 2020-21 GAME-BY-GAME RESULTS/SCHEDULE**

| DATE    | OPPONENT                   | SCORE      | POINTS            | REBOUNDS       | ASSISTS    | BLOCKS                 | STEALS             |
|---------|----------------------------|------------|-------------------|----------------|------------|------------------------|--------------------|
| 11/25   | Columbus State (cancelled) | 5:00       |                   |                |            |                        |                    |
| 11/29   | Florida A&M                | W 85-75    | 22 Garcia         | 10 Fagan       | 12 Wheeler | 1 Camara, Garcia       | 3 Wheeler          |
| 12/2    | North Georgia              | W 84-62    | 19 Camara         | 9 McMillan     | 10 Wheeler | 1 Camara, Ned          | 1 Six Players      |
| 12/4    | Jacksonville               | W 98-65    | 21 Wheeler        | 7 Camara       | 10 Wheeler | 1 Brown, Camara, Fagan | 4 Kier             |
| 12/8    | Montana                    | W 63-50    | 15 Camara         | 17 Camara      | 5 Wheeler  | 2 Garcia               | 3 Camara           |
| 12/12   | Samford                    | W 79-75    | 18 Kier           | 7 Brown, Fagan | 6 Wheeler  | 2 Horne                | 3 Garcia           |
| 12/19   | Cincinnati                 | W 83-68    | 19 Camara         | 10 Camara      | 7 Wheeler  | 1 Camara, Taylor       | 3 Kier, Wheeler    |
| 12/22   | Northeastern               | W 76-58    | 15 Garcia         | 8 Camara       | 6 Kier     | 2 Camara               | 5 Kier             |
| 12/30   | * Mississippi St.          | L 73-83    | 21 Horne          | 11 Camara      | 8 Wheeler  | 1 Camara, Ned          | 2 Camara           |
| 1/6     | * at LSU                   | L 0T-92-94 | 25 Kier           | 10 Camara      | 10 Wheeler | 2 Brown                | 3 Camara           |
| 1/9     | * at Arkansas              | L 69-99    | 15 Camara, Garcia | 11 Garcia      | 5 Wheeler  | 0                      | 2 Wheeler          |
| 1/13    | * Auburn                   | L 77-95    | 21 Johnson        | 8 Brown        | 5 Wheeler  | 2 Brown                | 4 Wheeler          |
| 1/16    | * at Ole Miss              | W 78-74    | 19 Fagan          | 5 Camara       | 9 Wheeler  | 1 Camara               | 2 Johnson, Wheeler |
| 1/20    | * Kentucky                 | 7:00       |                   |                |            |                        |                    |
| 1/23    | * Florida                  | 2:00       |                   |                |            |                        |                    |
| 1/27    | * at S. Carolina           | 7:00       |                   |                |            |                        |                    |
| 1/30    | * Ole Miss                 | 6:00       |                   |                |            |                        |                    |
| 2/2     | * at Auburn                | 7:00       |                   |                |            |                        |                    |
| 2/6     | * Vanderbilt               | 1:00       |                   |                |            |                        |                    |
| 2/10    | * at Texas A&M             | 7:00       |                   |                |            |                        |                    |
| 2/13    | * at Alabama               | 3:30       |                   |                |            |                        |                    |
| 2/16    | * Missouri                 | 6:30       |                   |                |            |                        |                    |
| 2/20    | * at Florida               | 3:30       |                   |                |            |                        |                    |
| 2/23    | * LSU                      | 7:00       |                   |                |            |                        |                    |
| 2/27    | * South Carolina           | 1:00       |                   |                |            |                        |                    |
| 3/3     | * at Tennessee             | 7:00       |                   |                |            |                        |                    |
| 3/10-14 | SEC Tourney (Nashville)    |            |                   |                |            |                        |                    |

\* - SEC games    ◇ All times ET

**▶ 2020-21 SEC STATISTICS (1-4) (HOME: 0-2; AWAY: 1-2; NEUTRAL: 0-0)**

| NO. PLAYER         | G-GS     | MP-Avg.  | FG-FGA         | Pct.        | 3FG-FGA       | Pct.        | FT-FTA        | Pct.        | OR        | DR         | Tot.-Avg.       | PF-DQ        | A         | TO        | B         | S         | Pts.-Avg        |
|--------------------|----------|----------|----------------|-------------|---------------|-------------|---------------|-------------|-----------|------------|-----------------|--------------|-----------|-----------|-----------|-----------|-----------------|
| 00 K.D. Johnson    | 2-0      | 51-25.5  | 14-27          | .519        | 6-9           | .667        | 1-3           | .333        | 2         | 5          | 7-3.5           | 6-0          | 2         | 7         | 2         | 6         | 35-17.5         |
| 02 Sahvir Wheeler  | 5-5      | 184-36.8 | 28-65          | .431        | 6-15          | .400        | 16-22         | .727        | 3         | 12         | 15-3.0          | 15-1         | 37        | 25        | 0         | 10        | 78-15.6         |
| 10 Toumani Camara  | 5-5      | 147-29.4 | 23-55          | .418        | 4-16          | .250        | 15-28         | .536        | 9         | 21         | 30-6.0          | 19-2         | 8         | 15        | 4         | 7         | 65-13.0         |
| 24 P.J. Horne      | 5-5      | 161-32.2 | 18-37          | .486        | 12-30         | .400        | 4-4           | 1.000       | 5         | 14         | 19-3.8          | 14-0         | 1         | 2         | 1         | 3         | 52-10.4         |
| 05 Justin Kier     | 5-5      | 158-31.6 | 15-38          | .395        | 7-18          | .389        | 10-12         | .833        | 3         | 10         | 13-2.6          | 9-0          | 10        | 13        | 0         | 7         | 47-9.4          |
| 14 Tye Fagan       | 5-4      | 110-22.0 | 21-35          | .600        | 3-7           | .429        | 1-3           | .333        | 7         | 13         | 20-4.0          | 6-0          | 7         | 7         | 0         | 2         | 46-9.2          |
| 04 Andrew Garcia   | 5-0      | 88-17.6  | 15-28          | .536        | 0-2           | .000        | 10-11         | .909        | 11        | 18         | 29-5.8          | 17-1         | 5         | 12        | 0         | 2         | 40-8.0          |
| 03 Christian Brown | 5-0      | 62-12.4  | 5-16           | .313        | 1-5           | .200        | 8-13          | .615        | 3         | 11         | 14-2.8          | 3-0          | 0         | 6         | 2         | 2         | 19-3.8          |
| 25 Tyron McMillan  | 5-1      | 25-5.0   | 2-6            | .333        | 0-0           | .000        | 1-4           | .250        | 0         | 2          | 2-0.4           | 5-0          | 0         | 2         | 0         | 0         | 5-1.0           |
| 23 Mikal Starks    | 3-0      | 20-6.7   | 1-3            | .333        | 0-0           | .000        | 0-0           | .000        | 1         | 2          | 3-1.0           | 5-0          | 2         | 0         | 0         | 0         | 2-0.7           |
| 12 Josh Taylor     | 1-0      | 1-1.0    | 0-0            | .000        | 0-0           | .000        | 0-0           | .000        | 0         | 0          | 0-0.0           | 0-0          | 0         | 0         | 0         | 0         | 0-0.0           |
| 11 Jaxon Etter     | 2-0      | 6-3.0    | 0-0            | .000        | 0-0           | .000        | 0-0           | .000        | 0         | 0          | 0-0.0           | 1-0          | 0         | 0         | 0         | 0         | 0-0.0           |
| 13 Jonathan Ned    | 3-0      | 12-4.0   | 0-2            | .000        | 0-2           | .000        | 0-0           | .000        | 0         | 2          | 2-0.7           | 1-0          | 0         | 1         | 1         | 0         | 0-0.0           |
| TM TEAM            |          |          |                |             |               |             |               |             | 11        | 11         | 22-4.4          |              |           | 2         |           |           |                 |
| <b>Total</b>       | <b>5</b> |          | <b>142-312</b> | <b>.455</b> | <b>39-104</b> | <b>.375</b> | <b>66-100</b> | <b>.660</b> | <b>55</b> | <b>121</b> | <b>176-35.2</b> | <b>101-4</b> | <b>72</b> | <b>92</b> | <b>10</b> | <b>39</b> | <b>389-77.8</b> |
| <b>Opponents</b>   | <b>5</b> |          | <b>162-328</b> | <b>.494</b> | <b>46-120</b> | <b>.383</b> | <b>75-110</b> | <b>.682</b> | <b>66</b> | <b>129</b> | <b>195-39.0</b> | <b>95-0</b>  | <b>87</b> | <b>78</b> | <b>25</b> | <b>51</b> | <b>445-89.0</b> |

| BY PERIOD | 1st | 2nd | 1OT | 2OT | Total | DEADBALL  | REBOUNDS | TOTAL |
|-----------|-----|-----|-----|-----|-------|-----------|----------|-------|
| Georgia   | 169 | 208 | 12  | -   | 389   | Georgia   |          | 19    |
| Opponents | 199 | 232 | 14  | -   | 445   | Opponents |          | 15    |

**TEAM STATISTICS**

|                        | UGA     | OPP     |
|------------------------|---------|---------|
| SCORING                | 389     | 445     |
| Points per game        | 77.8    | 89.0    |
| Scoring margin         | -11.2   | -       |
| FIELD GOALS-ATT        | 142-312 | 162-328 |
| Field goal pct         | .455    | .494    |
| 3 POINT FG-ATT         | 39-104  | 46-120  |
| 3-point FG pct         | .375    | .383    |
| 3-pt FG made per game  | 7.8     | 9.2     |
| FREE THROWS-ATT        | 66-100  | 75-110  |
| Free throw pct         | .660    | .682    |
| F-Throws made per game | 13.2    | 15.0    |
| REBOUNDS               | 176     | 195     |
| Rebounds per game      | 35.2    | 39.0    |
| Rebounding margin      | -3.8    | -       |
| ASSISTS                | 72      | 87      |
| Assists per game       | 14.4    | 17.4    |
| TURNOVERS              | 92      | 78      |
| Turnovers per game     | 18.4    | 15.6    |
| Turnover margin        | -2.8    | -       |
| Assist/turnover ratio  | 0.8     | 1.1     |
| STEALS                 | 39      | 51      |
| Steals per game        | 7.8     | 10.2    |
| BLOCKS                 | 10      | 25      |
| Blocks per game        | 2.0     | 5.0     |
| ATTENDANCE             | 3276    | 7905    |
| Home games-Avg/Game    | 2-1638  | 3-2635  |

**▶ 2020-21 INDIVIDUAL SINGLE-GAME SUPERLATIVES**

| <b>GEORGIA</b>   | <b>CATEGORY</b>         | <b>OPPONENT</b>  |
|--|-------------------------|--|
| 25 Justin Kier vs. LSU   | POINTS                  | 29 Myron Gordon (Samford)  |
| 17 Toumani Camara vs. Montana  | REBOUNDS                | 12 Darius Days (LSU)   |
| 9 Tye Fagan vs. Ole Miss, Florida A&M  | FIELD GOALS             | 9 by Seven Players, most recently Jarkel Joiner & Devontae Shuler (Ole Miss)                                     |
| 19 K.D. Johnson vs. Auburn   | FIELD GOAL ATTEMPTS     | 22 Sharife Cooper (Auburn)   |
| 100.0 Tye Fagan (9x9) vs. Ole Miss   | FIELD GOAL PERCENTAGE   | 1.000 D.J. Jones (7x7) (Florida A&M)   |
| 6 Justin Kier vs. LSU  | 3-POINT GOALS           | 5 Javonte Smart (LSU)  |
| 11 P.J. Horne vs. LSU<br>11 Justin Kier vs. LSU  | 3-POINT GOAL ATTEMPTS   | 10 Javonte Smart (LSU)   |
| .800 K.D. Johnson (4x5) vs. Ole Miss   | 3-POINT GOAL PERCENTAGE | .800 Vance Jackson (4x5) (Arkansas)  |
| 10 Andrew Garcia vs. Florida A&M   | FREE THROWS             | 15 Cameron Thomas (LSU)  |
| 13 Toumani Camara vs. Auburn   | FREE THROW ATTEMPTS     | 16 Cameron Thomas (LSU)  |
| 1.000 Justin Kier vs. Cincinnati (5x5)   | FREE THROW PERCENTAGE   | 100.0 Moses Moody (5x5) (Arkansas)<br>100.0 Kyle Owens (5x5) (Montana)<br>100.0 Eric Jones (7x7) (North Georgia) |
| 12 Sahvir Wheeler vs. Florida A&M  | ASSISTS                 | 12 Sharife Cooper (Auburn)   |
| 2 K.D. Johnson vs. Auburn<br>2 Christian Brown vs. LSU<br>2 Toumani Camara vs. Northeastern<br>2 P.J. Horne vs. Samford<br>2 Andrew Garcia vs. Montana | BLOCKS                  | 5 Devan Cambridge (Auburn)<br>5 Jaylin Williams (Auburn)   |
| 5 Justin Kier vs. Northeastern   | STEALS                  | 6 Javonte Smart (LSU)  |
| 41 Justin Kier vs. LSU<br>41 Sahvir Wheeler vs. LSU  | MINUTES                 | 40 Trendon Watford (LSU)   |

**▶ 2020-21 TEAM SINGLE-GAME SUPERLATIVES**

| <b>UGA HIGH</b>           | <b>UGA LOW</b>           | <b>CATEGORY</b> | <b>OPP HIGH</b>                         | <b>OPP LOW</b>                                     |
|---------------------------|--------------------------|-----------------|---|--|
| 98 vs. Jacksonville       | 63 vs. Montana           | POINTS          | 99 by Arkansas                          | 50 by Montana                                      |
| 49 vs. Cincinnati         | 27 vs. Miss. St.         | 1ST HALF POINTS | 45 by Auburn, Northeastern              | 24 by Montana                                      |
| 52 vs. Jacksonville       | 31 vs. Montana           | 2ND HALF POINTS | 56 by Arkansas                          | 13 by Northeastern                                 |
| 49 vs. Montana            | 24 vs. Ole Miss          | REBOUNDS        | 42 by Miss. St.                         | 27 by N. Georgia                                   |
| 38 vs. Jacksonville       | 26 vs. Auburn, Miss. St. | FGs             | 36 by Arkansas                          | 18 by Montana                                      |
| 74 vs. Jacksonville       | 46 vs. Ole Miss          | FGAs            | 70 by LSU                               | 51 by Montana                                      |
| .587 vs. Ole Miss (27x46) | .397 vs. Montana (27x68) | FG Pct.         | .565 by Auburn (35x62)                  | .328 by N. Georgia (20x61)                         |
| 12 vs. LSU                | 4 vs. Auburn, Cincinnati | 3-FGs           | 12 by Arkansas, Miss. St., Northeastern | 2 by Florida A&M                                   |
| 35 vs. LSU                | 10 vs. Auburn            | 3-FGAs          | 33 by N. Georgia                        | 13 by Florida A&M                                  |
| .600 vs. Ole Miss (9x16)  | .217 vs. Montana (5x23)  | 3-FG PCT.       | .571 by Arkansas (12x21)                | .154 by Florida A&M (2x13)                         |
| 21 vs. Cincinnati         | 4 vs. Montana            | FTs             | 22 by LSU                               | 2 by Northeastern                                  |
| 34 vs. Auburn             | 9 vs. Montana            | FTAs            | 33 by LSU                               | 4 by Northeastern                                  |
| .882 vs. Ole Miss (15x17) | .444 vs. Montana (4x9)   | FT Pct.         | .923 by N. Georgia (12x13)              | .333 by Ole Miss (5x15)                            |
| 24 vs. Jacksonville       | 8 vs. Auburn             | ASSISTS         | 24 Northeastern                         | 8 by Jacksonville                                  |
| 25 vs. N. Georgia         | 13 vs. Samford           | TURNOVERS       | 24 by Florida A&M                       | 12 by Miss. St.                                    |
| 4 vs. LSU, Northeastern,  | 0 vs. Arkansas           | BLOCKS          | 14 by Auburn                            | 1 by Ole Miss, Arkansas, Florida A&M, Jacksonville |
| 15 vs. Jacksonville       | 4 vs. Miss. St.          | STEALS          | 19 by LSU                               | 2 by Samford                                       |
| 25 vs. Auburn             | 11 vs. Northeastern      | PERSONAL FOULS  | 24 by Florida A&M                       | 16 by Montana                                      |

# 1

## Georgia 85, Florida A&M 74 10/29/20 • Athens, Ga.

### FLORIDA A&M (0-2)

| Player        | FGs          | 3FGs        | FTs          | Rb        | Pf        | Pt        | A         | T         | B        | S        | MP         |
|---------------|--------------|-------------|--------------|-----------|-----------|-----------|-----------|-----------|----------|----------|------------|
| Moragne       | 6-12         | 0-0         | 2-2          | 2         | 4         | 14        | 1         | 1         | 0        | 1        | 31         |
| Randolph      | 9-13         | 0-0         | 3-8          | 9         | 1         | 21        | 3         | 2         | 0        | 3        | 38         |
| Jones         | 7-7          | 0-0         | 1-2          | 4         | 4         | 15        | 2         | 1         | 0        | 0        | 31         |
| Speer         | 3-8          | 0-5         | 3-3          | 2         | 2         | 9         | 4         | 2         | 0        | 1        | 27         |
| Reaves        | 5-12         | 2-5         | 2-2          | 3         | 2         | 14        | 2         | 3         | 0        | 2        | 34         |
| Smith         | 0-0          | 0-0         | 0-0          | 0         | 0         | 0         | 0         | 0         | 0        | 0        | 2          |
| Littles       | 0-2          | 0-0         | 0-0          | 2         | 0         | 0         | 0         | 2         | 0        | 0        | 8          |
| Hancock       | 0-0          | 0-0         | 0-0          | 0         | 0         | 0         | 0         | 0         | 0        | 0        | 1          |
| Murray        | 1-1          | 0-0         | 0-0          | 1         | 1         | 2         | 0         | 0         | 0        | 0        | 3          |
| Williams      | 0-3          | 0-2         | 0-0          | 1         | 2         | 0         | 1         | 2         | 0        | 0        | 10         |
| Brown         | 0-1          | 0-1         | 0-0          | 2         | 4         | 0         | 0         | 1         | 1        | 1        | 15         |
| TEAM          |              |             |              | 3         |           |           |           |           |          |          |            |
| <b>Totals</b> | <b>31-59</b> | <b>2-13</b> | <b>11-17</b> | <b>29</b> | <b>20</b> | <b>75</b> | <b>13</b> | <b>14</b> | <b>1</b> | <b>8</b> | <b>200</b> |

### GEORGIA (1-0)

| Player        | FGs          | 3FGs        | FTs          | Rb        | Pf        | Pt        | A         | T         | B        | S        | MP         |
|---------------|--------------|-------------|--------------|-----------|-----------|-----------|-----------|-----------|----------|----------|------------|
| Fagan         | 9-10         | 1-1         | 2-4          | 10        | 0         | 21        | 0         | 1         | 0        | 0        | 24         |
| Camara        | 2-6          | 0-4         | 0-0          | 1         | 4         | 4         | 2         | 2         | 1        | 2        | 18         |
| Horne         | 1-3          | 1-3         | 2-2          | 2         | 2         | 5         | 1         | 0         | 0        | 0        | 20         |
| Kier          | 2-6          | 2-4         | 0-0          | 3         | 1         | 6         | 5         | 2         | 0        | 1        | 28         |
| Wheeler       | 5-13         | 0-4         | 2-4          | 4         | 4         | 12        | 12        | 6         | 0        | 3        | 35         |
| Walton        | 0-2          | 0-2         | 0-0          | 3         | 1         | 0         | 0         | 0         | 0        | 0        | 7          |
| Brown         | 2-8          | 1-3         | 3-3          | 5         | 3         | 8         | 0         | 0         | 0        | 0        | 17         |
| Garcia        | 6-8          | 0-1         | 10-11        | 4         | 2         | 22        | 0         | 2         | 1        | 2        | 23         |
| Etter         | 0-0          | 0-0         | 0-0          | 0         | 0         | 0         | 0         | 0         | 0        | 0        | 1          |
| Taylor        | 0-0          | 0-0         | 0-0          | 0         | 0         | 0         | 0         | 0         | 0        | 0        | 3          |
| Ned           | 1-2          | 0-0         | 0-0          | 0         | 0         | 2         | 0         | 1         | 0        | 0        | 6          |
| Starks        | 0-0          | 0-0         | 0-0          | 1         | 0         | 0         | 0         | 0         | 0        | 0        | 5          |
| McMillan      | 2-4          | 0-0         | 1-2          | 1         | 1         | 5         | 0         | 1         | 0        | 0        | 13         |
| TEAM          |              |             |              | 2         |           |           |           |           |          |          |            |
| <b>Totals</b> | <b>30-62</b> | <b>5-22</b> | <b>20-26</b> | <b>36</b> | <b>18</b> | <b>85</b> | <b>20</b> | <b>15</b> | <b>2</b> | <b>8</b> | <b>200</b> |

| Score by Periods | 1st | 2nd | Total | Deadball    | Reb. | Total |
|------------------|-----|-----|-------|-------------|------|-------|
| Florida A&M      | 37  | 38  | 75    | Florida A&M |      | 5     |
| Georgia          | 38  | 47  | 85    | Georgia     |      | 2     |

Officials: Doug Shows, Anthony Jordan, Rob Rorke. Attendance: 1638.

|                      | FAMU | UGA |
|----------------------|------|-----|
| Points in the paint  | 32   | 50  |
| Points off turnovers | 18   | 21  |
| 2nd chance points    | 10   | 10  |
| Bench points         | 2    | 37  |

# 4

## Georgia 63, Montana 50 12/8/20 • Athens, Ga.

### MONTANA (0-4)

| Player        | FGs          | 3FGs        | FTs         | Rb        | Pf        | Pt        | A         | T         | B        | S        | MP         |
|---------------|--------------|-------------|-------------|-----------|-----------|-----------|-----------|-----------|----------|----------|------------|
| Steadman      | 2-4          | 0-0         | 0-0         | 8         | 2         | 4         | 0         | 3         | 3        | 0        | 32         |
| Bannan        | 0-2          | 0-0         | 0-0         | 3         | 1         | 0         | 0         | 4         | 1        | 0        | 19         |
| Owens         | 6-14         | 0-1         | 5-5         | 6         | 1         | 17        | 0         | 0         | 0        | 1        | 37         |
| Vazquez       | 1-5          | 0-2         | 0-0         | 0         | 4         | 2         | 1         | 0         | 0        | 1        | 16         |
| Whitney       | 4-12         | 1-4         | 1-1         | 4         | 2         | 10        | 2         | 6         | 0        | 2        | 38         |
| Henderson     | 0-1          | 0-1         | 0-0         | 1         | 2         | 0         | 0         | 0         | 0        | 0        | 3          |
| Egun          | 3-6          | 3-5         | 2-2         | 1         | 1         | 11        | 2         | 2         | 0        | 0        | 25         |
| Parker        | 2-7          | 1-2         | 1-2         | 3         | 2         | 6         | 5         | 5         | 0        | 0        | 29         |
| Anderson      | 0-0          | 0-0         | 0-0         | 0         | 1         | 0         | 0         | 0         | 0        | 0        | 1          |
| TEAM          |              |             |             | 4         |           |           |           |           |          |          |            |
| <b>Totals</b> | <b>18-51</b> | <b>5-15</b> | <b>9-10</b> | <b>30</b> | <b>16</b> | <b>50</b> | <b>10</b> | <b>20</b> | <b>4</b> | <b>4</b> | <b>200</b> |

### GEORGIA (4-0)

| Player        | FGs          | 3FGs        | FTs        | Rb        | Pf        | Pt        | A         | T         | B        | S         | MP         |
|---------------|--------------|-------------|------------|-----------|-----------|-----------|-----------|-----------|----------|-----------|------------|
| Fagan         | 1-4          | 0-2         | 0-0        | 2         | 0         | 2         | 1         | 0         | 0        | 0         | 25         |
| Camara        | 7-13         | 0-2         | 1-2        | 17        | 2         | 15        | 1         | 1         | 1        | 3         | 34         |
| Horne         | 4-6          | 2-3         | 0-0        | 5         | 3         | 10        | 2         | 2         | 0        | 1         | 21         |
| Kier          | 5-11         | 2-5         | 0-0        | 6         | 0         | 12        | 0         | 6         | 0        | 1         | 35         |
| Wheeler       | 4-14         | 1-6         | 0-0        | 6         | 4         | 9         | 5         | 4         | 0        | 1         | 29         |
| Brown         | 1-5          | 0-2         | 0-0        | 2         | 0         | 2         | 0         | 0         | 0        | 1         | 8          |
| Garcia        | 5-8          | 0-0         | 3-7        | 5         | 2         | 13        | 1         | 4         | 2        | 1         | 22         |
| Ned           | 0-4          | 0-3         | 0-0        | 4         | 0         | 0         | 0         | 0         | 0        | 0         | 8          |
| Starks        | 0-3          | 0-0         | 0-0        | 0         | 3         | 0         | 1         | 1         | 0        | 1         | 13         |
| McMillan      | 0-0          | 0-0         | 0-0        | 1         | 0         | 0         | 0         | 0         | 0        | 1         | 5          |
| TEAM          |              |             |            | 1         |           |           |           |           |          |           |            |
| <b>Totals</b> | <b>27-68</b> | <b>5-23</b> | <b>4-9</b> | <b>49</b> | <b>14</b> | <b>63</b> | <b>11</b> | <b>18</b> | <b>3</b> | <b>10</b> | <b>200</b> |

| Score by Periods | 1st | 2nd | Total | Deadball | Rebounds | Total |
|------------------|-----|-----|-------|----------|----------|-------|
| Montana          | 24  | 26  | 50    | Montana  |          | 0     |
| Georgia          | 32  | 31  | 63    | Georgia  |          | 1     |

Officials: Anthony Jordan, Josue Nieves, Steven Anderson. Att: 1638.

|                      | MONT | UGA |
|----------------------|------|-----|
| Points in the paint  | 16   | 40  |
| Points off turnovers | 11   | 19  |
| 2nd chance points    | 5    | 14  |
| Bench points         | 17   | 15  |

# 2

## Georgia 84, North Georgia 62 12/2/20 • Athens, Ga.

### NORTH GEORGIA

| Player        | FGs          | 3FGs         | FTs          | Rb        | Pf        | Pt        | A         | T         | B        | S        | MP         |
|---------------|--------------|--------------|--------------|-----------|-----------|-----------|-----------|-----------|----------|----------|------------|
| Shubert       | 3-11         | 2-8          | 0-0          | 4         | 3         | 8         | 2         | 4         | 0        | 0        | 25         |
| Jones         | 6-9          | 0-2          | 7-7          | 3         | 3         | 19        | 0         | 2         | 0        | 1        | 26         |
| Brown         | 0-2          | 0-0          | 0-0          | 5         | 1         | 0         | 2         | 2         | 2        | 0        | 16         |
| Snyers        | 3-11         | 3-5          | 0-0          | 4         | 2         | 9         | 0         | 1         | 0        | 1        | 27         |
| Cottrell      | 2-9          | 2-9          | 0-0          | 0         | 1         | 6         | 2         | 0         | 0        | 2        | 25         |
| McIntyre      | 3-9          | 3-8          | 2-2          | 0         | 1         | 11        | 1         | 4         | 0        | 0        | 21         |
| Bethae        | 0-3          | 0-0          | 0-0          | 0         | 2         | 0         | 1         | 1         | 0        | 0        | 9          |
| Roach         | 1-2          | 0-1          | 3-4          | 1         | 4         | 5         | 0         | 2         | 1        | 0        | 10         |
| Hardy         | 0-0          | 0-0          | 0-0          | 0         | 0         | 0         | 0         | 0         | 0        | 0        | 1          |
| Champion      | 1-2          | 0-0          | 0-0          | 4         | 3         | 2         | 2         | 1         | 0        | 2        | 18         |
| Burnett       | 0-2          | 0-0          | 0-0          | 1         | 1         | 0         | 1         | 1         | 0        | 1        | 13         |
| Mauldin       | 1-1          | 0-0          | 0-0          | 2         | 2         | 2         | 0         | 1         | 0        | 1        | 9          |
| TEAM          |              |              |              | 3         |           |           |           |           |          |          |            |
| <b>Totals</b> | <b>20-61</b> | <b>10-33</b> | <b>12-13</b> | <b>27</b> | <b>23</b> | <b>62</b> | <b>11</b> | <b>21</b> | <b>3</b> | <b>8</b> | <b>200</b> |

### GEORGIA (2-0)

| Player        | FGs          | 3FGs        | FTs          | Rb        | Pf        | Pt        | A         | T         | B        | S        | MP         |
|---------------|--------------|-------------|--------------|-----------|-----------|-----------|-----------|-----------|----------|----------|------------|
| Brown         | 0-0          | 0-0         | 1-2          | 7         | 4         | 1         | 1         | 4         | 0        | 1        | 13         |
| Camara        | 8-18         | 2-5         | 1-2          | 7         | 2         | 19        | 1         | 2         | 1        | 0        | 30         |
| Horne         | 5-8          | 2-5         | 1-2          | 0         | 2         | 13        | 0         | 1         | 0        | 1        | 24         |
| Fagan         | 2-4          | 0-1         | 0-0          | 7         | 1         | 4         | 2         | 2         | 0        | 1        | 25         |
| Wheeler       | 6-12         | 0-1         | 5-6          | 3         | 2         | 17        | 10        | 5         | 0        | 1        | 28         |
| Walton        | 0-1          | 0-0         | 2-4          | 3         | 0         | 2         | 0         | 2         | 0        | 0        | 8          |
| Garcia        | 3-3          | 0-0         | 3-3          | 1         | 5         | 9         | 1         | 2         | 0        | 0        | 13         |
| Etter         | 1-1          | 0-0         | 0-0          | 0         | 1         | 2         | 0         | 0         | 0        | 0        | 6          |
| Taylor        | 1-2          | 0-0         | 0-0          | 5         | 2         | 2         | 0         | 3         | 0        | 1        | 5          |
| Ned           | 3-5          | 1-2         | 0-0          | 4         | 1         | 7         | 0         | 3         | 1        | 0        | 20         |
| Starks        | 1-2          | 0-0         | 0-0          | 2         | 2         | 2         | 2         | 0         | 0        | 0        | 15         |
| McMillan      | 1-3          | 0-0         | 4-4          | 8         | 0         | 6         | 0         | 1         | 0        | 1        | 13         |
| TEAM          |              |             |              | 1         |           |           |           |           |          |          |            |
| <b>Totals</b> | <b>31-59</b> | <b>5-14</b> | <b>17-23</b> | <b>48</b> | <b>22</b> | <b>84</b> | <b>17</b> | <b>25</b> | <b>2</b> | <b>6</b> | <b>200</b> |

| Score by Periods | 1st | 2nd | Total | Deadball      | Rebounds | Total |
|------------------|-----|-----|-------|---------------|----------|-------|
| North Georgia    | 26  | 36  | 62    | North Georgia |          | 1     |
| Georgia          | 46  | 38  | 84    | Georgia       |          | 0     |

Officials: Terry Oglesby, Nathan Berris, Troy Mathis. Attendance: 1638.

|                      | UNG | UGA |
|----------------------|-----|-----|
| Points in the paint  | 18  | 50  |
| Points off turnovers | 20  | 19  |
| 2nd chance points    | 9   | 17  |
| Bench points         | 20  | 30  |

# 3

## Georgia 98, Jacksonville 65 12/4/20 • Athens, Ga.

### JACKSONVILLE (3-1)

| Player        | FGs          | 3FGs        | FTs          | Rb        | Pf        | Pt        | A        | T         | B        | S        | MP         |
|---------------|--------------|-------------|--------------|-----------|-----------|-----------|----------|-----------|----------|----------|------------|
| Davis         | 5-12         | 1-6         | 2-3          | 4         | 1         | 13        | 1        | 3         | 1        | 3        | 33         |
| James         | 4-12         | 1-7         | 2-3          | 5         | 3         | 11        | 2        | 5         | 0        | 0        | 33         |
| Workman       | 3-3          | 0-0         | 1-4          | 4         | 5         | 7         | 1        | 2         | 0        | 0        | 23         |
| Romich        | 0-2          | 0-2         | 0-0          | 0         | 0         | 0         | 0        | 0         | 0        | 0        | 10         |
| Arnold        | 5-11         | 1-6         | 2-5          | 7         | 2         | 13        | 1        | 4         | 0        | 3        | 30         |
| Wood          | 7-14         | 0-0         | 4-6          | 4         | 4         | 18        | 1        | 3         | 0        | 0        | 27         |
| Kamara        | 0-2          | 0-0         | 0-2          | 0         | 0         | 0         | 0        | 0         | 0        | 0        | 1          |
| Sides         | 1-3          | 1-2         | 0-0          | 4         | 1         | 3         | 2        | 2         | 0        | 0        | 23         |
| Thompson      | 0-0          | 0-0         | 0-0          | 0         | 0         | 0         | 0        | 0         | 0        | 0        | 1          |
| Z. Boozer     | 0-0          | 0-0         | 0-1          | 3         | 2         | 0         | 0        | 0         | 0        | 0        | 9          |
| C. Boozer     | 0-0          | 0-0         | 0-0          | 0         | 0         | 0         | 0        | 0         | 0        | 0        | 1          |
| Owen          | 0-0          | 0-0         | 0-0          | 0         | 0         | 0         | 0        | 0         | 0        | 0        | 1          |
| TEAM          |              |             |              | 2         |           |           |          |           |          |          |            |
| <b>Totals</b> | <b>25-59</b> | <b>4-23</b> | <b>11-24</b> | <b>33</b> | <b>18</b> | <b>65</b> | <b>8</b> | <b>22</b> | <b>2</b> | <b>7</b> | <b>200</b> |

### GEORGIA (2-0)

| Player  | FGs  | 3FGs | FTs | Rb | Pf | Pt | A  | T | B | S | MP |
|---------|------|------|-----|----|----|----|----|---|---|---|----|
| Fagan   | 5-9  | 0-1  | 0-0 | 3  | 2  | 10 | 1  | 0 | 1 | 0 | 23 |
| Camara  | 8-13 | 0-2  | 3-4 | 7  | 4  | 19 | 4  | 3 | 1 | 3 | 29 |
| Horne   | 4-9  | 2-6  | 2-2 | 6  | 2  | 12 | 0  | 0 | 0 | 1 | 27 |
| Kier    | 4-8  | 2-5  | 1-2 | 6  | 2  | 11 | 7  | 4 | 0 | 4 | 32 |
| Wheeler | 8-18 | 1-4  | 4-4 | 4  | 0  | 21 | 10 | 5 | 0 | 2 | 32 |
| Brown   | 6-10 | 2-4  | 0-0 | 4  | 2  | 14 | 0  | 1 | 1 | 1 | 15 |
| Garcia  | 0-2  | 0-0  | 2-4 | 3  | 4  | 2  | 0  | 1 | 0 | 0 | 9  |
| Etter   | 0-0  | 0-0  | 0-0 | 0  | 0  | 0  | 0  | 0 | 0 | 0 | 2  |
| Taylor  | 0-2  | 0-0  | 0-0 | 5  | 1  | 0  | 0  | 0 | 0 | 0 | 6  |
| Ned     | 2-2  | 1-1  |     |    |    |    |    |   |   |   |    |

# 7

**Georgia 76,  
Northeastern 58**  
12/22/20 • Athens, Ga.

**NORTHEASTERN (1-4)**

| Player        | FGs          | 3FGs         | FTs        | Rb        | Pf        | Pts       | A         | T         | B        | S        | MP         |
|---------------|--------------|--------------|------------|-----------|-----------|-----------|-----------|-----------|----------|----------|------------|
| Strong        | 1-6          | 1-5          | 0-0        | 3         | 3         | 3         | 2         | 1         | 0        | 1        | 27         |
| Eboigbodin    | 1-3          | 0-0          | 0-0        | 4         | 2         | 2         | 1         | 2         | 0        | 1        | 17         |
| Stucke        | 1-5          | 1-5          | 0-0        | 1         | 3         | 3         | 0         | 2         | 0        | 0        | 24         |
| Walters       | 3-9          | 1-1          | 0-0        | 7         | 1         | 7         | 0         | 4         | 1        | 1        | 33         |
| Walker        | 8-18         | 3-5          | 0-1        | 1         | 4         | 19        | 6         | 2         | 0        | 0        | 33         |
| Cubrito       | 1-4          | 1-3          | 0-0        | 0         | 2         | 3         | 0         | 1         | 0        | 1        | 13         |
| Hadley        | 0-1          | 0-0          | 0-0        | 0         | 0         | 0         | 1         | 0         | 0        | 0        | 2          |
| Telfort       | 5-8          | 4-6          | 1-1        | 3         | 1         | 15        | 0         | 5         | 0        | 0        | 27         |
| Nwagha        | 0-0          | 0-0          | 0-0        | 1         | 0         | 0         | 0         | 0         | 0        | 0        | 2          |
| Emanga        | 1-1          | 1-1          | 0-0        | 0         | 0         | 3         | 0         | 0         | 0        | 0        | 2          |
| Doherty       | 1-4          | 0-0          | 1-2        | 6         | 3         | 3         | 0         | 1         | 1        | 0        | 20         |
| TEAM          |              |              |            | 4         |           |           | 2         |           |          |          |            |
| <b>Totals</b> | <b>22-59</b> | <b>12-26</b> | <b>2-4</b> | <b>30</b> | <b>19</b> | <b>58</b> | <b>10</b> | <b>20</b> | <b>2</b> | <b>4</b> | <b>200</b> |

**GEORGIA (7-0)**

| Player        | FGs          | 3FGs        | FTs          | Rb        | Pf        | Pts       | A         | T         | B        | S         | MP         |
|---------------|--------------|-------------|--------------|-----------|-----------|-----------|-----------|-----------|----------|-----------|------------|
| Horne         | 4-9          | 2-5         | 1-2          | 7         | 1         | 11        | 1         | 0         | 1        | 4         | 26         |
| Kier          | 3-6          | 1-2         | 0-2          | 7         | 1         | 7         | 6         | 3         | 0        | 5         | 34         |
| Fagan         | 4-8          | 0-1         | 0-0          | 2         | 0         | 8         | 1         | 1         | 0        | 0         | 20         |
| Wheeler       | 4-12         | 0-2         | 2-2          | 3         | 4         | 10        | 2         | 4         | 0        | 0         | 27         |
| Camara        | 4-8          | 0-0         | 5-7          | 8         | 3         | 13        | 3         | 2         | 0        | 0         | 25         |
| Brown         | 3-4          | 0-0         | 1-2          | 2         | 0         | 7         | 0         | 0         | 0        | 2         | 17         |
| Garcia        | 6-8          | 1-1         | 2-2          | 5         | 1         | 15        | 0         | 1         | 0        | 0         | 23         |
| Etter         | 0-0          | 0-0         | 0-0          | 0         | 0         | 0         | 0         | 1         | 0        | 0         | 5          |
| Taylor        | 0-0          | 0-0         | 0-0          | 0         | 1         | 0         | 0         | 0         | 0        | 0         | 1          |
| Ned           | 1-2          | 1-2         | 0-0          | 1         | 0         | 3         | 1         | 0         | 0        | 0         | 11         |
| McMillan      | 1-2          | 0-0         | 0-0          | 1         | 0         | 2         | 0         | 1         | 1        | 0         | 11         |
| TEAM          |              |             |              | 5         |           |           |           |           |          |           |            |
| <b>Totals</b> | <b>30-59</b> | <b>5-13</b> | <b>11-17</b> | <b>41</b> | <b>11</b> | <b>76</b> | <b>14</b> | <b>14</b> | <b>4</b> | <b>11</b> | <b>200</b> |

**Score by Periods**

|              | 1st | 2nd | Total | Deadball     | Rebs. | Total |
|--------------|-----|-----|-------|--------------|-------|-------|
| Northeastern | 45  | 13  | 58    | Northeastern |       | 0     |
| Georgia      | 32  | 44  | 76    | Georgia      |       | 3     |

Officials: Olandis Poole, Keith Patterson, Erroll Lewis. Attendance: 1638.

**Points in the paint**

|                      | NU | UGA |
|----------------------|----|-----|
| Points in the paint  | 14 | 46  |
| Points off turnovers | 18 | 25  |
| 2nd chance points    | 5  | 18  |
| Bench points         | 24 | 27  |

# 8

**Mississippi State 83,  
Georgia 73**  
12/30/20 • Athens, Ga.

**MISSISSIPPI STATE (6-3, 1-0)**

| Player        | FGs          | 3FGs         | FTs          | Rb        | Pf        | Pts       | A         | T         | B        | S        | MP         |
|---------------|--------------|--------------|--------------|-----------|-----------|-----------|-----------|-----------|----------|----------|------------|
| Johnson       | 3-11         | 3-9          | 3-4          | 5         | 1         | 12        | 0         | 0         | 0        | 0        | 31         |
| Smith         | 3-7          | 0-0          | 1-1          | 6         | 3         | 7         | 3         | 3         | 1        | 2        | 36         |
| Ado           | 1-3          | 0-0          | 3-5          | 8         | 4         | 5         | 2         | 2         | 3        | 2        | 32         |
| Stewart Jr.   | 8-20         | 2-7          | 0-1          | 7         | 1         | 18        | 2         | 1         | 0        | 0        | 35         |
| Molinar       | 8-14         | 4-6          | 4-4          | 3         | 3         | 24        | 3         | 3         | 0        | 0        | 26         |
| Davis         | 1-1          | 0-0          | 2-0          | 4         | 3         | 2         | 1         | 1         | 0        | 0        | 9          |
| Mathews       | 1-2          | 0-1          | 0-0          | 2         | 1         | 2         | 1         | 0         | 0        | 2        | 8          |
| Smith         | 4-8          | 3-4          | 2-3          | 3         | 1         | 13        | 3         | 2         | 1        | 2        | 20         |
| Post          | 0-0          | 0-0          | 0-0          | 0         | 0         | 0         | 0         | 0         | 2        | 0        | 3          |
| TEAM          |              |              |              | 4         |           |           |           |           |          |          |            |
| <b>Totals</b> | <b>29-66</b> | <b>12-27</b> | <b>13-18</b> | <b>42</b> | <b>17</b> | <b>83</b> | <b>15</b> | <b>12</b> | <b>7</b> | <b>8</b> | <b>200</b> |

**GEORGIA (7-1, 0-1)**

| Player        | FGs          | 3FGs        | FTs          | Rb        | Pf        | Pts       | A         | T         | B        | S        | MP         |
|---------------|--------------|-------------|--------------|-----------|-----------|-----------|-----------|-----------|----------|----------|------------|
| Fagan         | 4-6          | 2-3         | 0-2          | 4         | 0         | 10        | 1         | 0         | 0        | 0        | 23         |
| Camara        | 4-13         | 1-4         | 2-4          | 11        | 4         | 11        | 0         | 2         | 1        | 2        | 30         |
| Horne         | 7-13         | 5-10        | 2-2          | 1         | 3         | 21        | 0         | 1         | 0        | 0        | 29         |
| Kier          | 2-8          | 0-2         | 0-0          | 3         | 1         | 4         | 5         | 3         | 0        | 1        | 27         |
| Wheeler       | 2-10         | 0-3         | 2-2          | 4         | 3         | 6         | 8         | 5         | 0        | 0        | 39         |
| Brown         | 3-5          | 1-2         | 3-4          | 3         | 0         | 10        | 0         | 0         | 0        | 0        | 14         |
| Camara        | 3-7          | 0-1         | 2-2          | 9         | 2         | 8         | 2         | 4         | 0        | 1        | 22         |
| Etter         | 0-0          | 0-0         | 0-0          | 0         | 1         | 0         | 0         | 0         | 0        | 0        | 4          |
| Ned           | 0-0          | 0-0         | 0-0          | 1         | 1         | 0         | 0         | 0         | 1        | 0        | 4          |
| McMillan      | 1-3          | 0-0         | 1-2          | 2         | 2         | 3         | 0         | 0         | 0        | 0        | 8          |
| TEAM          |              |             |              | 3         |           |           |           |           |          |          |            |
| <b>Totals</b> | <b>26-65</b> | <b>9-25</b> | <b>12-18</b> | <b>41</b> | <b>17</b> | <b>73</b> | <b>16</b> | <b>15</b> | <b>2</b> | <b>4</b> | <b>200</b> |

**Score by Periods**

|                 | 1st | 2nd | Total | Deadball        | Rebs. | Total |
|-----------------|-----|-----|-------|-----------------|-------|-------|
| Mississippi St. | 41  | 42  | 83    | Mississippi St. |       | 1     |
| Georgia         | 27  | 46  | 73    | Georgia         |       | 3     |

Officials: Mike Nance, Steven Anderson, Jason Baker. Attendance: 1638.

**Points in the paint**

|                      | MSU | UGA |
|----------------------|-----|-----|
| Points in the paint  | 26  | 30  |
| Points off turnovers | 22  | 9   |
| 2nd chance points    | 13  | 5   |
| Bench points         | 17  | 21  |

# 9

**LSU 94,  
Georgia 92**  
1/6/21 • Baton Rouge, La. • OT

**GEORGIA (7-2, 0-2)**

| Player        | FGs          | 3FGs         | FTs          | Rb        | Pf        | Pts       | A         | T         | B        | S         | MP         |
|---------------|--------------|--------------|--------------|-----------|-----------|-----------|-----------|-----------|----------|-----------|------------|
| Fagan         | 4-12         | 0-1          | 0-0          | 9         | 3         | 8         | 0         | 6         | 0        | 0         | 28         |
| Camara        | 6-11         | 0-3          | 2-5          | 10        | 4         | 14        | 4         | 4         | 1        | 3         | 33         |
| Horne         | 4-12         | 3-11         | 0-0          | 7         | 4         | 11        | 0         | 1         | 1        | 1         | 39         |
| Kier          | 8-14         | 6-11         | 3-3          | 6         | 3         | 25        | 3         | 1         | 0        | 2         | 41         |
| Wheeler       | 7-15         | 3-8          | 4-6          | 3         | 2         | 21        | 10        | 6         | 0        | 2         | 41         |
| Brown         | 1-1          | 0-0          | 2-3          | 1         | 0         | 4         | 0         | 1         | 2        | 1         | 11         |
| Garcia        | 4-6          | 0-1          | 1-1          | 3         | 5         | 9         | 1         | 3         | 0        | 1         | 25         |
| Starks        | 0-0          | 0-0          | 0-0          | 0         | 0         | 0         | 1         | 0         | 0        | 0         | 4          |
| McMillan      | 0-0          | 0-0          | 0-0          | 0         | 2         | 0         | 0         | 0         | 0        | 0         | 3          |
| TEAM          |              |              |              | 4         |           |           |           |           |          |           |            |
| <b>Totals</b> | <b>34-71</b> | <b>12-35</b> | <b>12-18</b> | <b>43</b> | <b>23</b> | <b>92</b> | <b>19</b> | <b>22</b> | <b>4</b> | <b>10</b> | <b>225</b> |

**LSU (7-2, 2-1)**

| Player        | FGs          | 3FGs         | FTs          | Rb        | Pf        | Pts       | A         | T         | B        | S         | MP         |
|---------------|--------------|--------------|--------------|-----------|-----------|-----------|-----------|-----------|----------|-----------|------------|
| Wilkinson     | 2-3          | 0-0          | 1-2          | 5         | 3         | 5         | 0         | 0         | 0        | 2         | 31         |
| Watford       | 6-9          | 2-2          | 3-10         | 7         | 4         | 17        | 3         | 9         | 0        | 0         | 40         |
| Days          | 5-12         | 2-5          | 1-3          | 11        | 1         | 13        | 0         | 0         | 0        | 2         | 33         |
| Thomas        | 5-17         | 1-8          | 15-16        | 3         | 26        | 1         | 2         | 0         | 3        | 35        |            |
| Smart         | 7-13         | 5-10         | 2-2          | 5         | 2         | 21        | 4         | 4         | 0        | 6         | 39         |
| Cook          | 1-2          | 0-1          | 0-0          | 0         | 1         | 2         | 0         | 1         | 0        | 0         | 6          |
| LeBlanc       | 1-3          | 0-0          | 0-0          | 3         | 1         | 2         | 0         | 0         | 1        | 5         | 16         |
| Hyatt         | 3-5          | 0-2          | 0-0          | 0         | 6         | 1         | 0         | 0         | 0        | 8         |            |
| Manning       | 1-1          | 0-0          | 0-0          | 0         | 3         | 2         | 1         | 0         | 0        | 0         | 9          |
| Gaines        | 0-5          | 0-2          | 0-0          | 0         | 0         | 0         | 0         | 0         | 1        | 1         | 8          |
| TEAM          |              |              |              | 3         |           |           |           |           |          |           |            |
| <b>Totals</b> | <b>31-70</b> | <b>10-30</b> | <b>22-33</b> | <b>40</b> | <b>18</b> | <b>94</b> | <b>10</b> | <b>16</b> | <b>2</b> | <b>19</b> | <b>225</b> |

**Score by Periods**

|         | 1st | 2nd | OT | Total | Deadball | Rebounds | Total |
|---------|-----|-----|----|-------|----------|----------|-------|
| Georgia | 42  | 38  | 12 | 94    | Georgia  |          | 4     |
| LSU     | 42  | 38  | 14 | 94    | LSU      |          | 6     |

Officials: Doug Shows, Terry Wymer, Gerald Williams. Att: 2635.

**Points in the paint**

|                      | UGA | LSU |
|----------------------|-----|-----|
| Points in the paint  | 44  | 36  |
| Points off turnovers | 23  | 25  |
| 2nd chance points    | 13  | 21  |
| Bench points         | 13  | 12  |

# 10

**Arkansas 99,  
Georgia 69**  
1/9/21 • Fayetteville, Ark.

**GEORGIA (7-3, 0-3)**


| Player        | FGs          | 3FGs        | FTs          | Rb        | Pf        | Pts       | A         | T         | B        | S        | MP         |
|---------------|--------------|-------------|--------------|-----------|-----------|-----------|-----------|-----------|----------|----------|------------|
| Fagan         | 3-7          | 0-2         | 1-1          | 2         | 0         | 7         | 2         | 0         | 0        | 1        | 24         |
| Camara        | 6-13         | 3-6         | 0-0          | 0         | 5         | 15        | 0         | 2         | 0        | 0        | 16         |
| Horne         | 4-6          | 2-4         | 0-0          | 5         | 2         | 10        | 0         | 0         | 0        | 1        | 36         |
| Kier          | 1-5          | 0-2         | 3-3          | 2         | 1         | 5         | 2         | 4         | 0        | 0        | 34         |
| Wheeler       | 6-14         | 0-1         | 2-4          | 4         | 2         | 14        | 5         | 5         | 0        | 2        | 30         |
| Brown         | 0-4          | 0-2         | 1-0          | 2         | 1         | 0         | 2         | 0         | 1        | 1        | 16         |
| Garcia        | 6-8          | 0-0         | 3-3          | 11        | 4         | 15        | 1         | 4         | 0        | 0        | 19         |
| Etter         | 0-0          | 0-0         | 0-0          | 0         | 0         | 0         | 0         | 0         | 0        | 0        | 2          |
| Taylor        | 0-0          | 0-0         | 0-0          | 0         | 0         | 0         | 0         | 0         | 0        | 0        | 1          |
| Ned           | 0-2          | 0-2         | 0-0          | 1         | 0         | 0         | 1         | 0         | 0        | 0        | 6          |
| Starks        | 1-3          | 0-0         | 0-0          | 2         | 3         | 2         | 1         | 0         | 0        | 0        | 14         |
| McMillan      | 0-1          | 0-0         | 0-0          | 0         | 0         | 0         | 0         | 2         | 0        | 0        | 2          |
| TEAM          |              |             |              | 3         |           |           | 1         |           |          |          |            |
| <b>Totals</b> | <b>27-63</b> | <b>5-19</b> | <b>10-13</b> | <b>30</b> | <b>19</b> | <b>69</b> | <b>11</b> | <b>21</b> | <b>0</b> | <b>5</b> | <b>200</b> |

**ARKANSAS (10-2, 2-2)**

| Player        | FGs          | 3FGs         | FTs          | Rb        | Pf        | Pts       | A         | T         | B        | S        | MP         |
|---------------|--------------|--------------|--------------|-----------|-----------|-----------|-----------|-----------|----------|----------|------------|
| Moody         | 9-15         | 2-6          | 5-5          | 4         | 2         | 25        | 2         | 1         | 0        | 1        | 38         |
| Jackson       | 5-10         | 4-5          | 1-2          | 2         | 3         | 15        | 2         | 2         | 0        | 0        | 25         |
| Vanover       | 0-0          | 0-0          | 0-0          | 2         | 0         | 0         | 0         | 1         | 0        | 0        | 3          |
| Davis         | 9-14         | 1-2          | 1-1          | 7         | 4         | 20        | 6         | 3         | 0        | 2        | 37         |
| Tate          | 5-10         | 1-2          | 4-5          | 4         | 2         | 15        | 10        | 1         | 0        | 2        | 35         |
| Notae         | 3-9          | 3-4          | 3-4          | 1         | 12        | 0         | 2         | 0         | 0        | 0        | 16         |
| Sills         | 3-8          | 1-2          | 1-1          | 5         | 3         | 8         | 2         | 1         | 0        | 1        | 23         |
| Williams      | 1-2          | 0-0          | 0-0          | 9         | 3         | 2         | 2         | 3         | 1        | 1        | 20         |
| Obukwelu      | 0-0          | 0-0          | 0-0          | 0         | 0         | 0         | 0         | 0         | 0        | 0        | 0+         |
| Kimble        | 0-0          | 0-0          | 0-0          | 0         | 0         | 0         | 0         | 0         | 0        | 0        | 1          |
| Henderson     | 1-1          | 0-0          | 0-0          | 1         | 0         | 2         | 0         | 0         | 0        | 0        | 1          |
| Morehead      | 0-0          | 0-0          | 0-0          | 0         | 0         | 0         | 0         | 0         | 0        | 0        | 0+         |
| TEAM          |              |              |              | 6         |           |           |           |           |          |          |            |
| <b>Totals</b> | <b>36-69</b> | <b>12-21</b> | <b>15-18</b> | <b>40</b> | <b>18</b> | <b>99</b> | <b>24</b> | <b>14</b> | <b>1</b> | <b>7</b> | <b>200</b> |

**Score by Periods**

|          | 1st | 2nd | Tot. | Deadball | Rebounds | Tot. |
|----------|-----|-----|------|----------|----------|------|
| Georgia  | 37  | 32  | 69   | Georgia  |          | 2    |
| Arkansas | 43  | 56  | 99   |          |          |      |



# O.K.D. JOHNSON

6-1 • 190 • FR • ATLANTA, GA. • HARGRAVE (VA.) MILITARY ACADEMY • ENTERTAINMENT & MEDIA STUDIES

## SEASON & CAREER HIGHS

| SEASON                   |                     | CAREER                   |
|--------------------------|---------------------|--------------------------|
| 21 vs. Auburn (1/13/21)  | <b>POINTS</b>       | 21 vs. Auburn (1/13/21)  |
| 7 vs. Auburn (1/13/21)   | <b>REBOUNDS</b>     | 7 vs. Auburn (1/13/21)   |
| 2 vs. Auburn (1/13/21)   | <b>ASSISTS</b>      | 2 vs. Auburn (1/13/21)   |
| 2 vs. Auburn (1/13/21)   | <b>BLOCKS</b>       | 2 vs. Auburn (1/13/21)   |
| 4 vs. Auburn (1/13/21)   | <b>STEALS</b>       | 4 vs. Auburn (1/13/21)   |
| 29 vs. Auburn (1/13/21)  | <b>MINUTES</b>      | 29 vs. Auburn (1/13/21)  |
| 9 vs. Auburn (1/13/21)   | <b>FGs MADE</b>     | 9 vs. Auburn (1/13/21)   |
| 19 vs. Auburn (1/13/21)  | <b>FG ATTEMPTS</b>  | 19 vs. Auburn (1/13/21)  |
| 4 vs. Ole Miss (1/16/21) | <b>3FGs MADE</b>    | 4 vs. Ole Miss (1/16/21) |
| 6 vs. Ole Miss (1/16/21) | <b>3FG ATTEMPTS</b> | 6 vs. Ole Miss (1/16/21) |
| 1 vs. Auburn (1/13/21)   | <b>FTs MADE</b>     | 1 vs. Auburn (1/13/21)   |
| 3 vs. Auburn (1/13/21)   | <b>FT ATTEMPTS</b>  | 3 vs. Auburn (1/13/21)   |

## 2020-21 HIGHLIGHTS:

- ◇ Following the season opener, Tom Crean announced: "K.D. Johnson did not play because of NCAA academic certification issues. We are working with our Compliance staff to revisit his status with the NCAA and remain hopeful he will be able to play this season."
- ◇ On Monday, Jan. 11, Johnson announced on social media: "Thank you to the NCAA for granting me immediate eligibility and allowing me to play basketball this season. I will not comment on the waiver, but look forward to a great rest of the season with my teammates."
- ◇ Scored 21 points against Auburn, the third-most ever by a Georgia freshman in

## ▶ GAME-BY-GAME LINESCORES

| Opponent        | FGs  | 3FGs | FTs | OR | DR | RB | PF | PT | A | TO | B | S | MP |
|-----------------|------|------|-----|----|----|----|----|----|---|----|---|---|----|
| FLORIDA A&M     | DNP  |      |     |    |    |    |    |    |   |    |   |   |    |
| N. GEORGIA      | DNP  |      |     |    |    |    |    |    |   |    |   |   |    |
| JACKSONVILLE    | DNP  |      |     |    |    |    |    |    |   |    |   |   |    |
| MONTANA         | DNP  |      |     |    |    |    |    |    |   |    |   |   |    |
| SAMFORD         | DNP  |      |     |    |    |    |    |    |   |    |   |   |    |
| CINCINNATI      | DNP  |      |     |    |    |    |    |    |   |    |   |   |    |
| NORTHEASTERN    | DNP  |      |     |    |    |    |    |    |   |    |   |   |    |
| MISSISSIPPI ST. | DNP  |      |     |    |    |    |    |    |   |    |   |   |    |
| at LSU          | DNP  |      |     |    |    |    |    |    |   |    |   |   |    |
| at Arkansas     | DNP  |      |     |    |    |    |    |    |   |    |   |   |    |
| AUBURN          | 9-19 | 2-4  | 1-3 | 2  | 5  | 7  | 3  | 21 | 2 | 3  | 2 | 4 | 29 |
| at Ole Miss     | 5-8  | 4-5  | 0-0 | 0  | 0  | 0  | 3  | 14 | 0 | 4  | 0 | 2 | 22 |
| KENTUCKY        |      |      |     |    |    |    |    |    |   |    |   |   |    |
| FLORIDA         |      |      |     |    |    |    |    |    |   |    |   |   |    |
| at S. Carolina  |      |      |     |    |    |    |    |    |   |    |   |   |    |
| OLE MISS        |      |      |     |    |    |    |    |    |   |    |   |   |    |
| at Auburn       |      |      |     |    |    |    |    |    |   |    |   |   |    |
| VANDERBILT      |      |      |     |    |    |    |    |    |   |    |   |   |    |
| at Texas A&M    |      |      |     |    |    |    |    |    |   |    |   |   |    |
| at Alabama      |      |      |     |    |    |    |    |    |   |    |   |   |    |
| MISSOURI        |      |      |     |    |    |    |    |    |   |    |   |   |    |
| at Florida      |      |      |     |    |    |    |    |    |   |    |   |   |    |
| LSU             |      |      |     |    |    |    |    |    |   |    |   |   |    |
| S. CAROLINA     |      |      |     |    |    |    |    |    |   |    |   |   |    |
| at Tennessee    |      |      |     |    |    |    |    |    |   |    |   |   |    |

his debut and trailing on Dominique Wilkins (26) and Anthony Edwards (24).

- ◇ Tabbed SEC Freshman of the Week on Jan. 18 after averaging 17.5 ppg by shooting 51.9 percent overall and 66.7 percent from 3-point range versus Auburn and Ole Miss.

## CAREER HIGHLIGHTS:

- ◇ Coached by Lee Martin at Hargrave Military in 2019-20, where he played for the school's postgraduate team.
- ◇ Coached by Eugene Brown, Jr., for three seasons at Southwest DeKalb High from 2016-19.
- ◇ Rated as a four-star prospect by ESPN, 247Sports.com and rivals.com. Ranked as the nation's No. 73 overall prospect by ESPN, as well as No. 87 in the 247Sports.com composite and No. 100 by rivals.com.
- ◇ At Hargrave, averaged 26.2 points, 7.4 assists, 4.7 rebounds and 3.1 steals per game, helping the Tigers compile a 37-4 record and reach the Final Four of the National Prep Tournament.
- ◇ Greatly improved his 3-point and free throw shooting at Hargrave versus SWD. After connecting on 25.1 percent of his shots behind the arc for the Panthers, knocked down 38.6 percent in his campaign with the Tigers. After shooting 61.7 percent at the line at SWD, converted on 83.2 percent at Hargrave.
- ◇ Named Georgia's 2019 Class 5A Player of the Year by the Atlanta Journal-Constitution and also a two-time All-State selection by the AJC.
- ◇ In 84 games over three seasons at Southwest DeKalb, recorded 1,302 points, 375 rebounds, 318 assists and 272 steals.

## ▶ OVERALL CAREER STATISTICS

|               | GP-GS      | MP-Avg.        | FGs          | Pct.        | 3FGs       | Pct.        | FTs        | Pct.        | O+R=Tot.-Avg.    | PF-D       | A        | TO       | BL       | ST       | Pts.-Avg.      |
|---------------|------------|----------------|--------------|-------------|------------|-------------|------------|-------------|------------------|------------|----------|----------|----------|----------|----------------|
| 2020-21       | 2-0        | 51-25.5        | 14-27        | .519        | 6-9        | .667        | 1-3        | .333        | 2+5=7-3.5        | 6-0        | 2        | 7        | 2        | 6        | 35-17.5        |
| <b>TOTALS</b> | <b>2-0</b> | <b>51-25.5</b> | <b>14-27</b> | <b>.519</b> | <b>6-9</b> | <b>.667</b> | <b>1-3</b> | <b>.333</b> | <b>2+5=7-3.5</b> | <b>6-0</b> | <b>2</b> | <b>7</b> | <b>2</b> | <b>6</b> | <b>35-17.5</b> |

## ▶ SEC CAREER STATISTICS

|               | GP-GS      | MP-Avg.        | FGs          | Pct.        | 3FGs       | Pct.        | FTs        | Pct.        | O+R=Tot.-Avg.    | PF-D       | A        | TO       | BL       | ST       | Pts.-Avg.      |
|---------------|------------|----------------|--------------|-------------|------------|-------------|------------|-------------|------------------|------------|----------|----------|----------|----------|----------------|
| 2020-21       | 2-0        | 51-25.5        | 14-27        | .519        | 6-9        | .667        | 1-3        | .333        | 2+5=7-3.5        | 6-0        | 2        | 7        | 2        | 6        | 35-17.5        |
| <b>TOTALS</b> | <b>2-0</b> | <b>51-25.5</b> | <b>14-27</b> | <b>.519</b> | <b>6-9</b> | <b>.667</b> | <b>1-3</b> | <b>.333</b> | <b>2+5=7-3.5</b> | <b>6-0</b> | <b>2</b> | <b>7</b> | <b>2</b> | <b>6</b> | <b>35-17.5</b> |

## MISCELLANEOUS STATS

|                        | SEA. | CAR. |
|------------------------|------|------|
| DOUBLE-DIGIT POINTS:   | 2    | 2    |
| DOUBLE-DIGIT REBOUNDS: | 0    | 0    |
| DOUBLE-DOUBLES:        | 0    | 0    |
| 20-POINT GAMES:        | 1    | 1    |



# 2 SAHVIR WHEELER

5-10 • 180 • SOPH. • HOUSTON, TEXAS • HOUSTON CHRISTIAN HIGH SCHOOL • FINANCE

## SEASON & CAREER HIGHS

| SEASON                        |                     | CAREER                        |
|-------------------------------|---------------------|-------------------------------|
| 21 vs. LSU (1/6/21)           | <b>POINTS</b>       | 24 vs. Alabama (2/8/20)       |
| 21 vs. Jacksonville (12/4/20) |                     |                               |
| 6 vs. Montana (12/8/20)       | <b>REBOUNDS</b>     | 6 vs. Montana (12/8/20)       |
| 12 vs. Florida A&M (11/29/20) | <b>ASSISTS</b>      | 12 vs. Florida A&M (11/29/20) |
| -                             | <b>BLOCKS</b>       | -                             |
| 4 vs. Auburn (1/13/21)        | <b>STEALS</b>       | 4 vs. Auburn (1/13/21)        |
| 41 vs. LSU (1/6/21)           | <b>MINUTES</b>      | 42 vs. Alabama (2/5/20)       |
| 7 vs. LSU (1/6/21)            | <b>FGs MADE</b>     | 9 vs. Alabama (2/8/20)        |
| 18 vs. Auburn (1/13/21)       | <b>FG ATTEMPTS</b>  | 18 vs. Auburn (1/13/21)       |
| 18 vs. Jacksonville (12/4/20) |                     | 18 vs. Jacksonville (12/4/20) |
| 3 vs. LSU (1/6/21)            | <b>3FGs MADE</b>    | 3 vs. LSU (1/6/21)            |
|                               |                     | 3 vs. Alabama (2/8/20)        |
| 8 vs. LSU (1/6/21)            | <b>3FG ATTEMPTS</b> | 8 vs. LSU (1/6/21)            |
| 4 vs. Ole Miss (1/16/21)      | <b>FTs MADE</b>     | 7 vs. W. Carolina (11/5/19)   |
| 4 vs. Auburn (1/13/21)        |                     |                               |
| 4 vs. vs. LSU (1/6/21)        |                     |                               |
| 4 vs. Samford (12/12/20)      |                     |                               |
| 6 vs. Auburn (1/13/21)        | <b>FT ATTEMPTS</b>  | 8 vs. W. Carolina (11/5/19)   |
| 6 vs. LSU (1/6/21)            |                     |                               |
| 6 vs. LSU (1/6/21)            |                     |                               |

## 2020-21 HIGHLIGHTS:

- ◇ Began the season with a trio of point-assist double-doubles. Believed to be the first SEC player to have three consecutive point-assist double-doubles since Chuck Evans of Miss. State in 1993.
- ◇ Recorded as many double-figure assist outputs in the first three games of the 2020-21 season as any SEC player did in all of 2019-20.
- ◇ Distributed 12 assists against Florida A&M, equaling the fourth-best tally in school history and the most in more than two decades... since G.G. Smith had a dozen vs. Vanderbilt in 1999.
- ◇ Added a fourth double-double at LSU, equaling the second-most single-season point-assist double-doubles by any SEC player in the 2000s in just nine games.
- ◇ Leads the SEC and ranks No. 5 nationally in assists at 7.5 apg – an eye-catching 2.1 apg more than anyone else in the league.

## ▶ GAME-BY-GAME LINESCORES

| Opponent        | FGs    | 3FGs | FTs | OR | DR | RB | PF | PT | A  | TO | B | S | MP |
|-----------------|--------|------|-----|----|----|----|----|----|----|----|---|---|----|
| FLORIDA A&M     | * 5-13 | 0-4  | 2-4 | 1  | 3  | 4  | 4  | 12 | 12 | 6  | 0 | 3 | 35 |
| N. GEORGIA      | * 6-12 | 0-1  | 5-6 | 1  | 2  | 3  | 2  | 17 | 10 | 5  | 0 | 1 | 28 |
| JACKSONVILLE    | * 8-18 | 1-4  | 4-4 | 1  | 3  | 4  | 0  | 21 | 10 | 5  | 0 | 2 | 32 |
| MONTANA         | * 4-14 | 1-6  | 0-0 | 0  | 6  | 6  | 4  | 9  | 5  | 4  | 0 | 1 | 29 |
| SAMFORD         | * 5-15 | 1-3  | 4-7 | 1  | 4  | 5  | 3  | 15 | 6  | 5  | 0 | 1 | 36 |
| CINCINNATI      | * 4-14 | 2-4  | 2-2 | 0  | 2  | 3  | 2  | 12 | 7  | 6  | 0 | 3 | 35 |
| NORTHEASTERN    | * 4-12 | 0-2  | 2-2 | 1  | 2  | 3  | 4  | 10 | 2  | 4  | 0 | 0 | 27 |
| MISSISSIPPI ST. | * 2-10 | 0-3  | 2-2 | 1  | 3  | 4  | 3  | 6  | 8  | 5  | 0 | 0 | 39 |
| at LSU          | * 7-15 | 3-8  | 4-6 | 1  | 2  | 3  | 2  | 21 | 10 | 6  | 0 | 2 | 41 |
| at Arkansas     | * 6-14 | 0-1  | 2-4 | 1  | 3  | 4  | 2  | 14 | 5  | 5  | 0 | 2 | 30 |
| AUBURN          | * 7-18 | 1-1  | 4-6 | 0  | 0  | 0  | 5  | 19 | 5  | 4  | 0 | 4 | 35 |
| at Ole Miss     | * 6-8  | 2-2  | 4-4 | 0  | 4  | 4  | 3  | 18 | 9  | 5  | 0 | 2 | 39 |
| KENTUCKY        |        |      |     |    |    |    |    |    |    |    |   |   |    |
| FLORIDA         |        |      |     |    |    |    |    |    |    |    |   |   |    |
| at S. Carolina  |        |      |     |    |    |    |    |    |    |    |   |   |    |
| OLE MISS        |        |      |     |    |    |    |    |    |    |    |   |   |    |
| at Auburn       |        |      |     |    |    |    |    |    |    |    |   |   |    |
| VANDERBILT      |        |      |     |    |    |    |    |    |    |    |   |   |    |
| at Texas A&M    |        |      |     |    |    |    |    |    |    |    |   |   |    |
| at Alabama      |        |      |     |    |    |    |    |    |    |    |   |   |    |
| MISSOURI        |        |      |     |    |    |    |    |    |    |    |   |   |    |
| at Florida      |        |      |     |    |    |    |    |    |    |    |   |   |    |
| LSU             |        |      |     |    |    |    |    |    |    |    |   |   |    |
| S. CAROLINA     |        |      |     |    |    |    |    |    |    |    |   |   |    |
| at Tennessee    |        |      |     |    |    |    |    |    |    |    |   |   |    |

## CAREER HIGHLIGHTS:

- ◇ AS A FRESHMAN IN 2019-20, logged PT in 31 of 32 contests, moving into the

starting five at Auburn (Jan. 11) and remaining thereafter.

- ◇ Broke Georgia's freshman assist record by distributing 139 passes-to-points, topping the old mark of 133 set by Litterial Green in 1989.
- ◇ Improved at the line throughout the season...after shooting 57.7 percent in non-conference connected on 73.6 percent in SEC action.
- ◇ Scored 19 points in the season opener against Western Carolina, equaling the third-most ever by a UGA freshman in their debut behind Dominique Wilkins (26 in 1979) and Anthony Edwards (24) and tying Terry Fair (19 in 1979).
- ◇ Delivered the top play in SportsCenter's Top-10 on March 11, a half-court, buzzer-beater to end the first half against Ole Miss which – with the COVID-19 pandemic shutting down sports the next day – became the final No. 1 play for the 2019-20 season.
- ◇ PRIOR TO UGA, coached by Ron Crandall at Houston Christian, where he led the Mustangs to Southwest Preparatory state titles in 2018 and 2019 and a combined 61-13 record.
- ◇ Tabbed a four-star recruit by both ESPN.com and the 247Sports.com composite. ESPN listed him as the No. 78 prospect nationally, while rivals.com had him at No. 88 and the 247Sports.com composite ranked him No. 93.

## ▶ OVERALL CAREER STATISTICS

|         | GP-GS | MP-Avg.   | FGs     | Pct. | 3FGs  | Pct. | FTs    | Pct. | O+R=Tot.-Avg. | PF-D  | A   | TO  | BL | ST | Pts.-Avg. |
|---------|-------|-----------|---------|------|-------|------|--------|------|---------------|-------|-----|-----|----|----|-----------|
| 2019-20 | 31-17 | 846-27.3  | 103-218 | .472 | 16-50 | .320 | 58-83  | .699 | 17+59=76-2.5  | 85-1  | 139 | 91  | 0  | 26 | 280-9.0   |
| 2020-21 | 12-12 | 406-33.8  | 64-163  | .393 | 11-39 | .282 | 35-47  | .745 | 8+34=42-3.5   | 35-1  | 89  | 60  | 0  | 21 | 174-14.5  |
| TOTALS  | 43-29 | 1252-29.1 | 167-381 | .438 | 27-89 | .303 | 93-130 | .715 | 25+93=118-2.7 | 120-2 | 228 | 151 | 0  | 47 | 454-10.6  |

## ▶ SEC CAREER STATISTICS

|         | GP-GS | MP-Avg.  | FGs    | Pct. | 3FGs  | Pct. | FTs   | Pct. | O+R=Tot.-Avg. | PF-D | A  | TO | BL | ST | Pts.-Avg. |
|---------|-------|----------|--------|------|-------|------|-------|------|---------------|------|----|----|----|----|-----------|
| 2019-20 | 17-16 | 477-28.1 | 52-126 | .413 | 10-31 | .323 | 39-53 | .736 | 11+27=38-2.2  | 50-1 | 62 | 50 | 0  | 12 | 153-9.0   |
| 2020-21 | 5-5   | 184-36.8 | 28-65  | .431 | 6-15  | .400 | 16-22 | .727 | 3+12=15-3.0   | 15-1 | 37 | 25 | 0  | 10 | 78-15.6   |
| TOTALS  | 22-21 | 661-30.0 | 80-191 | .419 | 16-46 | .348 | 55-75 | .733 | 14+39=53-2.4  | 65-2 | 99 | 75 | 0  | 22 | 231-10.5  |

## MISCELLANEOUS STATS

|                       | SEA. | CAR. |
|-----------------------|------|------|
| DOUBLE-DIGIT POINTS:  | 10   | 21   |
| DOUBLE-DIGIT ASSISTS: | 4    | 4    |
| DOUBLE-DOUBLES:       | 4    | 4    |
| 20-POINT GAMES:       | 2    | 3    |





# 3 CHRISTIAN BROWN

6-6 • 215 • SOPH. • HOPKINS, S.C. • OAK HILL (VA.) ACADEMY • BUSINESS

## SEASON & CAREER HIGHS

| SEASON   |                     | CAREER  |
|--|---------------------|---|
| 14 vs. Jacksonville (12/4/20)  | <b>POINTS</b>       | 14 vs. Jacksonville (12/4/20)   |
| 8 vs. Auburn (1/13/21)   | <b>REBOUNDS</b>     | 8 vs. Auburn (1/13/21)<br>8 vs. N.C. Central (12/4/19)  |
| 1 vs. N. Georgia (12/2/20)   | <b>ASSISTS</b>      | 1 Six times, most recently vs. N. Georgia (12/2/20)   |
| 2 vs. LSU (1/6/21)   | <b>BLOCKS</b>       | 2 vs. LSU (1/6/21)  |
| 2 Northeastern (12/22/20)  | <b>STEALS</b>       | 2 Northeastern (12/22/20)<br>2 vs. LSU (3/7/20)<br>2 vs. Tennessee (1/15/20)<br>2 vs. Chaminade (11/27/19)<br>2 vs. Delaware St. (11/15/19) |
| 17 vs. Auburn (1/13/21)<br>17 vs. Arkansas (1/9/21)<br>17 vs. Northeastern (12/22/20)<br>17 vs. Florida A&M (11/29/20) | <b>MINUTES</b>      | 19 vs. Auburn (1/11/20)   |
| 6 vs. Jacksonville (12/4/20)   | <b>FGs MADE</b>     | 6 vs. Jacksonville (12/4/20)  |
| 10 vs. Jacksonville (12/4/20)  | <b>FG ATTEMPTS</b>  | 10 vs. Jacksonville (12/4/20)   |
| 2 vs. Jacksonville (12/4/20)   | <b>3FGs MADE</b>    | 2 vs. Jacksonville (12/4/20)<br>2 vs. Florida (2/5/20)  |
| 4 vs. Jacksonville (12/4/20)   | <b>3FG ATTEMPTS</b> | 4 vs. Jacksonville (12/4/20)  |
| 4 vs. Samford (12/12/20)   | <b>FTs MADE</b>     | 4 vs. Samford (12/12/20)<br>4 vs. Auburn (1/11/20)<br>4 vs. Austin Peay (12/30/19)  |
| 6 vs. Samford (12/12/20)   | <b>FT ATTEMPTS</b>  | 7 vs. Auburn (1/11/20)  |

## 2020-21 HIGHLIGHTS:

- ◇ Notched his first career start against North Georgia.
- ◇ Scored a career-high 14 points against Jacksonville, highlighted by a highlight reel alley-oop.
- ◇ Brown prevented a deflected ball from going out of bounds and passed to Tyrone McMillan, who quickly moved the ball to Sahvir Wheeler. Wheeler drove toward the basket before floating a pass that Brown handled with his left hand and slammed through the basket. @ESPN tweeted "The save ... and the finish!" and added a "hammer" emoji for good measure.
- ◇ Notched his first double-digit scoring output in SEC play with 10 points against Mississippi State.
- ◇ Grabbed a career-high eight boards against Auburn

## ▶ GAME-BY-GAME LINESCORES

| Opponent        | FGs   | 3FGs | FTs | OR | DR | RB | PF | PT | A | TO | B | S | MP |
|-----------------|-------|------|-----|----|----|----|----|----|---|----|---|---|----|
| FLORIDA A&M     | 2-8   | 1-3  | 3-3 | 2  | 3  | 5  | 3  | 8  | 0 | 0  | 0 | 0 | 17 |
| N. GEORGIA      | * 0-0 | 0-0  | 1-2 | 1  | 6  | 7  | 4  | 1  | 1 | 4  | 0 | 1 | 13 |
| JACKSONVILLE    | 6-10  | 2-4  | 0-0 | 2  | 2  | 4  | 2  | 14 | 0 | 1  | 1 | 1 | 15 |
| MONTANA         | 1-5   | 0-2  | 0-0 | 0  | 2  | 2  | 0  | 2  | 0 | 0  | 0 | 1 | 8  |
| SAMFORD         | 1-3   | 0-1  | 4-6 | 3  | 4  | 7  | 1  | 6  | 0 | 1  | 0 | 0 | 16 |
| CINCINNATI      | 3-5   | 0-0  | 3-4 | 1  | 0  | 1  | 2  | 9  | 0 | 2  | 0 | 1 | 15 |
| NORTHEASTERN    | 3-4   | 0-0  | 1-2 | 1  | 1  | 2  | 0  | 7  | 0 | 0  | 0 | 2 | 17 |
| MISSISSIPPI ST. | 3-5   | 1-2  | 3-4 | 0  | 3  | 3  | 0  | 10 | 0 | 0  | 0 | 0 | 14 |
| at LSU          | 1-1   | 0-0  | 2-3 | 0  | 1  | 1  | 0  | 4  | 0 | 1  | 2 | 1 | 11 |
| at Arkansas     | 0-4   | 0-2  | 1-2 | 0  | 0  | 0  | 2  | 1  | 0 | 2  | 0 | 1 | 16 |
| AUBURN          | 1-5   | 0-1  | 2-4 | 2  | 6  | 8  | 1  | 4  | 0 | 2  | 0 | 0 | 17 |
| at Ole Miss     | 0-1   | 0-0  | 0-0 | 1  | 1  | 2  | 0  | 0  | 0 | 1  | 0 | 0 | 4  |
| KENTUCKY        |       |      |     |    |    |    |    |    |   |    |   |   |    |
| FLORIDA         |       |      |     |    |    |    |    |    |   |    |   |   |    |
| at S. Carolina  |       |      |     |    |    |    |    |    |   |    |   |   |    |
| OLE MISS        |       |      |     |    |    |    |    |    |   |    |   |   |    |
| at Auburn       |       |      |     |    |    |    |    |    |   |    |   |   |    |
| VANDERBILT      |       |      |     |    |    |    |    |    |   |    |   |   |    |
| at Texas A&M    |       |      |     |    |    |    |    |    |   |    |   |   |    |
| at Alabama      |       |      |     |    |    |    |    |    |   |    |   |   |    |
| MISSOURI        |       |      |     |    |    |    |    |    |   |    |   |   |    |
| at Florida      |       |      |     |    |    |    |    |    |   |    |   |   |    |
| LSU             |       |      |     |    |    |    |    |    |   |    |   |   |    |
| S. CAROLINA     |       |      |     |    |    |    |    |    |   |    |   |   |    |
| at Tennessee    |       |      |     |    |    |    |    |    |   |    |   |   |    |

## CAREER HIGHLIGHTS:

- ◇ **AS A FRESHMAN IN 2019-20**, recorded playing time in 31 of 32 games.
- ◇ Though a small sample size (7-of-18), posted a team-best 3-point pct. of .389.
- ◇ Reached double-digits vs. N.C. Central...and flirted with a double-double. Finished with 11 points and eight boards, which held up as season highs.
- ◇ **PRIOR TO UGA**, coached by Steve Smith at Oak Hill as a senior, by Caleb Gaither as a junior at Lower Richland High and by Joshua Staley while attending A.C. Flora High as a freshman and sophomore.

- ◇ Ranked as a four-star recruit and one of the nation's top-100 prospects by virtually every scouting service, including No. 64 by both ESPN.com and rivals.com, No. 66 in the 247Sports composite and No. 80 by 247Sports.com.
- ◇ At Oak Hill, averaged 12.4 points, 4.4 rebounds, 1.4 steals, 1.1 assists and 0.9 blocks per game, helping lead the Warriors to a 31-5 record and finish as runner-up finish in the GEICO Nationals.
- ◇ Helped lead A.C. Flora to the South Carolina Class 3A state title as a freshman in 2016. Scored 15 points in the 2016 state title outing, a 60-50 win over Midland Valley.

## ▶ OVERALL CAREER STATISTICS

|               | GP-GS       | MP-Avg.         | FGs           | Pct.        | 3FGs         | Pct.        | FTs          | Pct.        | O+R=Tot.-Avg.       | PF-D        | A        | TO        | BL        | ST        | Pts.-Avg.      |
|---------------|-------------|-----------------|---------------|-------------|--------------|-------------|--------------|-------------|---------------------|-------------|----------|-----------|-----------|-----------|----------------|
| 2019-20       | 31-0        | 298-9.6         | 35-72         | .486        | 7-18         | .389        | 28-46        | .609        | 19+32=51-1.6        | 44-1        | 5        | 26        | 7         | 16        | 105-3.4        |
| 2020-21       | 12-1        | 163-13.6        | 21-51         | .412        | 4-15         | .267        | 20-30        | .667        | 13+29=42-3.5        | 15-0        | 1        | 14        | 3         | 8         | 66-5.5         |
| <b>TOTALS</b> | <b>43-1</b> | <b>461-10.7</b> | <b>56-123</b> | <b>.455</b> | <b>11-33</b> | <b>.333</b> | <b>48-76</b> | <b>.632</b> | <b>32+61=93-2.2</b> | <b>59-1</b> | <b>6</b> | <b>40</b> | <b>10</b> | <b>24</b> | <b>171-4.0</b> |

## ▶ SEC CAREER STATISTICS

|               | GP-GS       | MP-Avg.        | FGs          | Pct.        | 3FGs        | Pct.        | FTs          | Pct.        | O+R=Tot.-Avg.       | PF-D        | A        | TO        | BL       | ST        | Pts.-Avg.     |
|---------------|-------------|----------------|--------------|-------------|-------------|-------------|--------------|-------------|---------------------|-------------|----------|-----------|----------|-----------|---------------|
| 2019-20       | 17-0        | 156-9.2        | 15-37        | .405        | 3-11        | .273        | 14-20        | .700        | 9+12=21-1.2         | 17-0        | 3        | 4         | 3        | 9         | 47-2.8        |
| 2020-21       | 5-0         | 62-12.4        | 5-16         | .313        | 1-5         | .200        | 8-13         | .615        | 3+11=14-2.8         | 3-0         | 0        | 6         | 2        | 2         | 19-3.8        |
| <b>TOTALS</b> | <b>22-0</b> | <b>218-9.9</b> | <b>20-53</b> | <b>.377</b> | <b>4-16</b> | <b>.250</b> | <b>22-33</b> | <b>.667</b> | <b>12+23=35-1.6</b> | <b>20-0</b> | <b>3</b> | <b>10</b> | <b>5</b> | <b>11</b> | <b>66-3.0</b> |

## MISCELLANEOUS STATS

|                        | SEA. | CAR. |
|------------------------|------|------|
| DOUBLE-DIGIT POINTS:   | 2    | 3    |
| DOUBLE-DIGIT REBOUNDS: | 0    | 0    |
| DOUBLE-DOUBLES:        | 0    | 0    |
| 20-POINT GAMES:        | 0    | 0    |



# 4 ANDREW GARCIA

6-6 • 225 • GR. • BERGENFIELD, N.J. • TR.-STONY BROOK • SPORT MANAGEMENT

## SEASON & CAREER HIGHS

| SEASON  |                     | CAREER  |
|---|---------------------|---|
| 22 vs. Florida A&M (11/29/20)   | <b>POINTS</b>       | 24 vs. Binghamton (2/12/20)<br>24 vs. Northern Iowa (12/29/18)                            |
| 11 vs. Arkansas (1/9/21)  | <b>REBOUNDS</b>     | 12 vs. Hofstra (12/10/19)   |
| 2 vs. Miss. St. (12/20/20)  | <b>ASSISTS</b>      | 5 vs. Albany (NY) 2/29/20<br>5 vs. UMBC (3/3/20)  |
| 2 vs. Montana (12/8/20)   | <b>BLOCKS</b>       | 2 vs. Montana (12/8/20)<br>2 vs. New Hampshire (2/8/20)<br>2 vs. Norfolk State (12/29/19) |
| 3 vs. Samford (12/12/20)  | <b>STEALS</b>       | 5 vs. UMass-Lowell (2/5/20)   |
| 25 vs. LSU (1/6/21)   | <b>MINUTES</b>      | 40 vs. Hartford (3/10/20)   |
| 6 vs. Arkansas (1/9/21)<br>6 vs. Northeastern (12/22/20)<br>6 vs. Florida A&M (11/29/20)                          | <b>FGs MADE</b>     | 9 vs. N. Iowa (12/29/18)  |
| 8 vs. Arkansas (1/9/21)<br>6 vs. Northeastern (12/22/20)<br>6 vs. Florida A&M (11/29/20)                          | <b>FG ATTEMPTS</b>  | 15 vs. UMBC (2/1/20)<br>15 vs. Quinnipiac (12/22/18)                                      |
| 1 vs. Northeastern (12/22/20)   | <b>3FGs MADE</b>    | 4 vs. N. Iowa (12/29/18)  |
| 1 vs. LSU (1/6/21)<br>1 vs. Miss. St. (12/20/20)<br>1 vs. Northeastern (12/22/20)<br>1 vs. Florida A&M (11/29/20) | <b>3FG ATTEMPTS</b> | 6 vs. Norfolk St. (11/27/18)  |
| 10 vs. Florida A&M (11/29/20)   | <b>FTs MADE</b>     | 10 vs. Florida A&M (11/29/20)   |
| 11 vs. Florida A&M (11/29/20)   | <b>FT ATTEMPTS</b>  | 11 vs. Florida A&M (11/29/20)   |

## 2020-21 HIGHLIGHTS:

- ◇ Began his Georgia career with a game as impressive for its efficiency – 6-of-8 FGs and 10-of-11 FTs – as its output – 22 points.
- ◇ Following a solid outing against Montana, Tom Crean stated: “Andrew is a key, key guy and he epitomizes doing what it takes to win, playing to his strengths. He’s playing at a very competitive level, high level, and he makes everybody else better. I think he brings comfort because people know that he’s going to attack the class, he’s going to be able to score inside.”
- ◇ Posted his first double-double as a Bulldog with team-best efforts of 15 points and 11 boards at Arkansas.

## CAREER HIGHLIGHTS:

- ◇ **PRIOR TO UGA AT STONY BROOK**, played in 77 games and scored 780 points, a 10.1 ppg average.
- ◇ Posted 40 double-figure scoring outputs, with five 20-point performances, and notched nine double-digit rebound counts, leading to nine double-doubles.
- ◇ Earned America East accolades in 2019-20 (second-team All-AEC) and 2018-19 (Sixth Man of the Year).
- ◇ As a junior in 2019-20, was the only Seawolf to start every game and posted a six double-doubles, the seventh-best tally in school history.

- ◇ **PRIOR TO STONY BROOK**, coached by Tobias Ceasar as a senior and Ralph Auriantal as a junior at The Master’s School in Conn.
- ◇ Represented the Dominican Republic at the 2015 Nike Global Challenge and earned All-Tournament honors along with current NBA players Trae Young, Jarred Vanderbilt, Josh Okogie and Miles Bridges.

## ▶ GAME-BY-GAME LINESCORES

| Opponent        | FGs | 3FGs | FTs   | OR | DR | RB | PF | PT | A | TO | B | S | MP |
|-----------------|-----|------|-------|----|----|----|----|----|---|----|---|---|----|
| FLORIDA A&M     | 6-8 | 0-1  | 10-11 | 4  | 0  | 4  | 2  | 22 | 0 | 2  | 1 | 2 | 23 |
| N. GEORGIA      | 3-3 | 0-0  | 3-3   | 1  | 0  | 1  | 5  | 9  | 1 | 2  | 0 | 0 | 13 |
| JACKSONVILLE    | 0-2 | 0-0  | 2-4   | 1  | 2  | 3  | 4  | 2  | 0 | 1  | 0 | 0 | 9  |
| MONTANA         | 5-8 | 0-0  | 3-7   | 2  | 3  | 5  | 2  | 13 | 1 | 4  | 2 | 1 | 22 |
| SAMFORD         | 3-6 | 0-0  | 5-7   | 1  | 3  | 4  | 3  | 11 | 0 | 3  | 0 | 3 | 20 |
| CINCINNATI      | 1-4 | 0-0  | 0-0   | 1  | 3  | 4  | 2  | 2  | 1 | 1  | 0 | 0 | 16 |
| NORTHEASTERN    | 6-8 | 1-1  | 2-2   | 2  | 3  | 5  | 1  | 15 | 0 | 1  | 0 | 0 | 23 |
| MISSISSIPPI ST. | 3-7 | 0-1  | 2-2   | 4  | 5  | 9  | 2  | 8  | 2 | 4  | 0 | 1 | 22 |
| at LSU          | 4-6 | 0-1  | 1-1   | 1  | 2  | 3  | 5  | 9  | 1 | 3  | 0 | 1 | 25 |
| at Arkansas     | 6-8 | 0-0  | 3-3   | 3  | 8  | 11 | 4  | 15 | 1 | 4  | 0 | 0 | 19 |
| AUBURN          | 1-5 | 0-0  | 1-2   | 3  | 2  | 5  | 3  | 3  | 0 | 0  | 0 | 0 | 12 |
| at Ole Miss     | 1-2 | 0-0  | 3-3   | 0  | 1  | 1  | 3  | 5  | 1 | 1  | 0 | 0 | 10 |
| KENTUCKY        |     |      |       |    |    |    |    |    |   |    |   |   |    |
| FLORIDA         |     |      |       |    |    |    |    |    |   |    |   |   |    |
| at S. Carolina  |     |      |       |    |    |    |    |    |   |    |   |   |    |
| OLE MISS        |     |      |       |    |    |    |    |    |   |    |   |   |    |
| at Auburn       |     |      |       |    |    |    |    |    |   |    |   |   |    |
| VANDERBILT      |     |      |       |    |    |    |    |    |   |    |   |   |    |
| at Texas A&M    |     |      |       |    |    |    |    |    |   |    |   |   |    |
| at Alabama      |     |      |       |    |    |    |    |    |   |    |   |   |    |
| MISSOURI        |     |      |       |    |    |    |    |    |   |    |   |   |    |
| at Florida      |     |      |       |    |    |    |    |    |   |    |   |   |    |
| LSU             |     |      |       |    |    |    |    |    |   |    |   |   |    |
| S. CAROLINA     |     |      |       |    |    |    |    |    |   |    |   |   |    |
| at Tennessee    |     |      |       |    |    |    |    |    |   |    |   |   |    |

## ▶ OVERALL CAREER STATISTICS

|               | GP-GS        | MP-Avg.          | FGs            | Pct.        | 3FGs          | Pct.        | FTs            | Pct.        | O+R=Tot.-Avg.          | PF-D         | A         | TO         | BL        | ST        | Pts.-Avg.       |
|---------------|--------------|------------------|----------------|-------------|---------------|-------------|----------------|-------------|------------------------|--------------|-----------|------------|-----------|-----------|-----------------|
| 2016-17       | 11-0         | 111-10.1         | 12-33          | .364        | 2-5           | .400        | 6-16           | .375        | 15+9=24-2.2            | 16-0         | 3         | 14         | 1         | 2         | 32-2.9          |
| 2017-18       | 33-2         | 715-21.7         | 103-235        | .438        | 23-82         | .280        | 81-111         | .730        | 71+98=169-5.1          | 85-3         | 20        | 62         | 5         | 17        | 310-9.4         |
| 2018-19       | 33-33        | 1006-30.5        | 160-338        | .473        | 25-78         | .321        | 92-118         | .788        | 89+131=220-6.7         | 100-1        | 63        | 98         | 10        | 53        | 438-13.3        |
| 2020-21       | 12-0         | 214-17.8         | 39-67          | .582        | 1-4           | .250        | 35-45          | .778        | 23+32=55-4.6           | 36-2         | 8         | 26         | 3         | 8         | 114-9.5         |
| <b>TOTALS</b> | <b>89-35</b> | <b>2052-23.1</b> | <b>315-676</b> | <b>.466</b> | <b>51-170</b> | <b>.300</b> | <b>217-292</b> | <b>.743</b> | <b>198+271=469-5.3</b> | <b>238-7</b> | <b>94</b> | <b>200</b> | <b>19</b> | <b>80</b> | <b>898-10.1</b> |

## ▶ SEC CAREER STATISTICS

|               | GP-GS      | MP-Avg.        | FGs          | Pct.        | 3FGs       | Pct.        | FTs          | Pct.        | O+R=Tot.-Avg.       | PF-D        | A        | TO        | BL       | ST       | Pts.-Avg.     |
|---------------|------------|----------------|--------------|-------------|------------|-------------|--------------|-------------|---------------------|-------------|----------|-----------|----------|----------|---------------|
| 2020-21       | 5-0        | 88-17.6        | 15-28        | .536        | 0-2        | .000        | 10-11        | .909        | 11+18=29-5.8        | 17-1        | 5        | 12        | 0        | 2        | 40-8.0        |
| <b>TOTALS</b> | <b>5-0</b> | <b>88-17.6</b> | <b>15-28</b> | <b>.536</b> | <b>0-2</b> | <b>.000</b> | <b>10-11</b> | <b>.909</b> | <b>11+18=29-5.8</b> | <b>17-1</b> | <b>5</b> | <b>12</b> | <b>0</b> | <b>2</b> | <b>40-8.0</b> |

## MISCELLANEOUS STATS

|                        | SEA. | CAR. |
|------------------------|------|------|
| DOUBLE-DIGIT POINTS:   | 5    | 45   |
| DOUBLE-DIGIT REBOUNDS: | 1    | 10   |
| DOUBLE-DOUBLES:        | 1    | 10   |
| 20-POINT GAMES:        | 1    | 6    |



# 5 JUSTIN KIER

6-5 • 190 • GR. • GROTTUES, VA. • TR.-GEORGE MASON • HOUSING POLICY & MANAGEMENT

### SEASON & CAREER HIGHS

| SEASON                        |                     | CAREER  |
|-------------------------------|---------------------|---|
| 25 vs. LSU (1/6/21)           | <b>POINTS</b>       | 32 vs. Vermont (12/3/18)  |
| 7 vs. Northeastern (12/22/20) | <b>REBOUNDS</b>     | 14 vs. St. Bonaventure (1/6/19)<br>14 vs. St. Joseph's (1/3/19) |
| 7 vs. Jacksonville (12/4/20)  | <b>ASSISTS</b>      | 9 vs. G. Washington (3/9/19)                                    |
| -                             | <b>BLOCKS</b>       | 2 vs. Richmond (2/6/19)<br>2 vs. James Madison (12/7/18)        |
| 5 vs. Northeastern (12/22/20) | <b>STEALS</b>       | 6 vs. James Madison (12/7/18)                                   |
| 41 vs. LSU (1/6/21)           | <b>MINUTES</b>      | 45 vs. Duquesne (1/20/18)                                       |
| 8 vs. LSU (1/6/21)            | <b>FGs MADE</b>     | 12 vs. Vermont (12/3/18)  |
| 14 vs. LSU (1/6/21)           | <b>FG ATTEMPTS</b>  | 17 vs. St. Bonaventure (3/15/19)                                |
| 6 vs. LSU (1/6/21)            | <b>3FGs MADE</b>    | 6 vs. LSU (1/6/21)  |
| 11 vs. LSU (1/6/21)           | <b>3FG ATTEMPTS</b> | 11 vs. LSU (1/6/21)   |
| 5 vs. Cincinnati (12/19/20)   | <b>FTs MADE</b>     | 13 vs. Davidson (1/9/19)  |
| 5 vs. Cincinnati (12/19/20)   | <b>FT ATTEMPTS</b>  | 14 vs. Davidson (1/9/19)  |

211 assists and 120 steals.

- ◇ As a junior in 2019-20, George Mason started the season 12-4, but was just 5-11 after Kier's season-ending injury in January.
- ◇ As a sophomore in 2018-19, was named Atlantic-10's Most Improved Player while also earning second-team All-A10 honors after he was one of only 11 D-I players in the nation to average more than 14.0 points, 6.0 rebounds, 2.5 assists and 1.5 steals per game.
- ◇ **PRIOR TO GEORGE MASON**, coached by Chad Edwards at Spotswood High, which compiled a combined record of 108-10 and posted two runner-up finishes in the state tournament over his four seasons.

### 2020-21 HIGHLIGHTS:

- ◇ Has provided the Bulldogs' with their most thorough linescores – check Jacksonville and Northeastern to your right for examples.
- ◇ Connected on a career-high six 3-pointers at LSU en route to a season-high 25 points.
- ◇ Ranked No. 2 in the SEC and No. 62 nationally in steals entering this week with an average of 2.0 spg.

### CAREER HIGHLIGHTS:

- ◇ **PRIOR TO UGA AT GEORGE MASON CAREER**, Started 93 of 99 outings from 2016-19 before missing the most of the 2019-20 season with a right foot stress fracture.
- ◇ Posted 52 career double-figure scoring outputs, and scored 1,120 points (10.4 ppg) and grabbed 548 rebounds (5.1 rpg), while also recording

### ▶ GAME-BY-GAME LINESCORES

| Opponent        | FGs    | 3FGs | FTs | OR | DR | RB | PF | PT | A | TO | B | S | MP |
|-----------------|--------|------|-----|----|----|----|----|----|---|----|---|---|----|
| FLORIDA A&M     | * 2-6  | 2-4  | 0-0 | 0  | 3  | 3  | 1  | 6  | 5 | 2  | 0 | 1 | 28 |
| N. GEORGIA      | DNP    |      |     |    |    |    |    |    |   |    |   |   |    |
| JACKSONVILLE    | * 4-8  | 2-5  | 1-2 | 0  | 6  | 6  | 2  | 11 | 7 | 4  | 0 | 4 | 32 |
| MONTANA         | * 5-11 | 2-5  | 0-0 | 1  | 5  | 6  | 0  | 12 | 0 | 6  | 0 | 1 | 35 |
| SAMFORD         | * 6-12 | 4-9  | 2-4 | 1  | 4  | 5  | 3  | 18 | 3 | 2  | 0 | 1 | 35 |
| CINCINNATI      | * 6-11 | 1-4  | 5-5 | 0  | 2  | 2  | 3  | 18 | 3 | 2  | 0 | 3 | 33 |
| NORTHEASTERN    | * 3-6  | 1-2  | 0-2 | 0  | 7  | 7  | 1  | 7  | 6 | 3  | 0 | 5 | 34 |
| MISSISSIPPI ST. | * 2-8  | 0-2  | 0-0 | 1  | 2  | 3  | 1  | 4  | 5 | 3  | 0 | 1 | 27 |
| at LSU          | * 8-14 | 6-11 | 3-3 | 1  | 5  | 6  | 3  | 25 | 3 | 1  | 0 | 2 | 41 |
| at Arkansas     | * 1-5  | 0-2  | 3-3 | 1  | 1  | 2  | 1  | 5  | 2 | 4  | 0 | 0 | 34 |
| AUBURN          | * 3-7  | 0-1  | 3-4 | 0  | 0  | 0  | 2  | 9  | 0 | 3  | 0 | 3 | 26 |
| at Ole Miss     | * 1-4  | 1-2  | 1-2 | 0  | 2  | 2  | 2  | 4  | 0 | 2  | 0 | 1 | 30 |
| KENTUCKY        |        |      |     |    |    |    |    |    |   |    |   |   |    |
| FLORIDA         |        |      |     |    |    |    |    |    |   |    |   |   |    |
| at S. Carolina  |        |      |     |    |    |    |    |    |   |    |   |   |    |
| OLE MISS        |        |      |     |    |    |    |    |    |   |    |   |   |    |
| at Auburn       |        |      |     |    |    |    |    |    |   |    |   |   |    |
| VANDERBILT      |        |      |     |    |    |    |    |    |   |    |   |   |    |
| at Texas A&M    |        |      |     |    |    |    |    |    |   |    |   |   |    |
| at Alabama      |        |      |     |    |    |    |    |    |   |    |   |   |    |
| MISSOURI        |        |      |     |    |    |    |    |    |   |    |   |   |    |
| at Florida      |        |      |     |    |    |    |    |    |   |    |   |   |    |
| LSU             |        |      |     |    |    |    |    |    |   |    |   |   |    |
| S. CAROLINA     |        |      |     |    |    |    |    |    |   |    |   |   |    |
| at Tennessee    |        |      |     |    |    |    |    |    |   |    |   |   |    |

### ▶ OVERALL CAREER STATISTICS

|               | GP-GS          | MP-Avg.          | FGs            | Pct.        | 3FGs          | Pct.        | FTs            | Pct.        | O+R=Tot.-Avg.         | PF-D         | A          | TO         | BL        | ST         | Pts.-Avg.        |
|---------------|----------------|------------------|----------------|-------------|---------------|-------------|----------------|-------------|-----------------------|--------------|------------|------------|-----------|------------|------------------|
| 2016-17       | 33-29          | 913-27.7         | 59-138         | .428        | 17-44         | .386        | 58-78          | .744        | 24+124=148-4.5        | 63-0         | 37         | 53         | 5         | 20         | 193-5.8          |
| 2017-18       | 33-33          | 1094-33.2        | 134-297        | .451        | 8-46          | .174        | 87-111         | .784        | 8+145=153-4.6         | 73-1         | 77         | 93         | 4         | 42         | 363-11.0         |
| 2018-19       | 33-31          | 1148-34.8        | 171-363        | .471        | 33-89         | .371        | 103-134        | .769        | 15+200=215-6.5        | 65-2         | 85         | 89         | 10        | 52         | 478-14.5         |
| 2019-20       | 9-2            | 203-22.6         | 32-69          | .464        | 11-24         | .458        | 11-13          | .846        | 0+32=32-3.6           | 7-0          | 12         | 12         | 2         | 6          | 86-9.6           |
| 2020-21       | 11-11          | 355-32.3         | 41-92          | .446        | 19-47         | .404        | 18-25          | .720        | 5+37=42-3.8           | 19-0         | 34         | 32         | 0         | 22         | 119-10.8         |
| <b>TOTALS</b> | <b>119-106</b> | <b>3714-31.2</b> | <b>437-959</b> | <b>.456</b> | <b>88-250</b> | <b>.352</b> | <b>277-361</b> | <b>.767</b> | <b>52+538=590-5.0</b> | <b>227-1</b> | <b>245</b> | <b>279</b> | <b>21</b> | <b>142</b> | <b>1239-10.4</b> |

### ▶ SEC CAREER STATISTICS

|               | GP-GS      | MP-Avg.         | FGs          | Pct.        | 3FGs        | Pct.        | FTs          | Pct.        | O+R=Tot.-Avg.      | PF-D       | A         | TO        | BL       | ST       | Pts.-Avg.     |
|---------------|------------|-----------------|--------------|-------------|-------------|-------------|--------------|-------------|--------------------|------------|-----------|-----------|----------|----------|---------------|
| 2020-21       | 5-5        | 158-31.6        | 15-38        | .395        | 7-18        | .389        | 10-12        | .833        | 3+10=13-2.6        | 9-0        | 10        | 13        | 0        | 7        | 47-9.4        |
| <b>TOTALS</b> | <b>5-5</b> | <b>158-31.6</b> | <b>15-38</b> | <b>.395</b> | <b>7-18</b> | <b>.389</b> | <b>10-12</b> | <b>.833</b> | <b>3+10=13-2.6</b> | <b>9-0</b> | <b>10</b> | <b>13</b> | <b>0</b> | <b>7</b> | <b>47-9.4</b> |

### MISCELLANEOUS STATS

|                        | SEA. | CAR. |
|------------------------|------|------|
| DOUBLE-DIGIT POINTS:   | 5    | 56   |
| DOUBLE-DIGIT REBOUNDS: | 0    | 10   |
| DOUBLE-DOUBLES:        | 0    | 8    |
| 20-POINT GAMES:        | 1    | 10   |
| 30-POINT GAMES:        | 0    | 1    |



# 10 TOUMANI CAMARA

6-8 • 220 • SOPH. • BRUSSELS, BELGIUM • CHAMINADE-MADONNA (FLA.) PREP SCHOOL • SPORT MANAGEMENT

## SEASON & CAREER HIGHS

| SEASON                        |                     | CAREER                        |
|-------------------------------|---------------------|-------------------------------|
| 19 vs. Cincinnati (12/19/20)  | <b>POINTS</b>       | 19 vs. Cincinnati (12/19/20)  |
| 19 vs. Jacksonville (12/4/20) |                     | 19 vs. Jacksonville (12/4/20) |
| 19 vs. N. Georgia (12/2/20)   |                     | 19 vs. N. Georgia (12/2/20)   |
| 17 vs. Montana (12/8/20)      | <b>REBOUNDS</b>     | 17 vs. Montana (12/8/20)      |
| 4 vs. LSU (1/6/21)            | <b>ASSISTS</b>      | 4 vs. LSU (1/6/21)            |
| 4 vs. Jacksonville (12/4/20)  |                     | 4 vs. Jacksonville (12/4/20)  |
| 2 vs. Northeastern (12/22/20) | <b>BLOCKS</b>       | 2 vs. Northeastern (12/22/20) |
|                               |                     | 2 vs. Florida (3/4/20)        |
|                               |                     | 2 vs. Missouri (1/28/20)      |
| 3 vs. LSU (1/6/21)            | <b>STEALS</b>       | 3 vs. LSU (1/6/21)            |
| 3 Montana (12/8/20)           |                     | 3 Montana (12/8/20)           |
| 3 vs. Jacksonville (12/4/20)  |                     | 3 vs. Jacksonville (12/4/20)  |
|                               |                     | 3 vs. Auburn (2/19/20)        |
|                               |                     | 3 vs. N.C. Central (12/4/19)  |
| 36 vs. Ole Miss (1/16/21)     | <b>MINUTES</b>      | 36 vs. Ole Miss (1/16/21)     |
| 8 vs. Jacksonville (12/4/20)  | <b>FGs MADE</b>     | 8 vs. Jacksonville (12/4/20)  |
| 8 vs. N. Georgia (12/2/20)    |                     | 8 vs. N. Georgia (12/2/20)    |
|                               |                     | 8 vs. Ga. Southern (12/23/19) |
| 18 vs. N. Georgia (12/2/20)   | <b>FG ATTEMPTS</b>  | 18 vs. N. Georgia (12/2/20)   |
| 3 vs. Arkansas (1/9/21)       | <b>3FGs MADE</b>    | 3 vs. Arkansas (1/9/21)       |
| 6 vs. Arkansas (1/9/21)       | <b>3FG ATTEMPTS</b> | 6 vs. Arkansas (1/9/21)       |
| 6 vs. Auburn (1/13/21)        | <b>FTs MADE</b>     | 10 vs. Auburn (2/19/20)       |
| 13 vs. Auburn (1/13/21)       | <b>FT ATTEMPTS</b>  | 13 vs. Auburn (1/13/21)       |

## 2020-21 HIGHLIGHTS:

- ◇ Grabbed 17 rebounds against Montana, the single-game high by a Bulldog since Trey Thompkins' 17 boards against Alabama in 2020.
- ◇ Missed the Samford game due to a lower body injury.
- ◇ Named SEC Player of the Week on Dec. 21 after stellar outing vs. Montana. Almost reached a double-double in the first half alone, finishing the period with 14 points and eight boards.
- ◇ Has current streak of 10 consecutive double-digit scoring games...and now has scored in double digits in 17 of his last 27 outings. Last season, had one double-figure output in the first 16 contests, followed by seven in the final 16 games.
- ◇ Second in the SEC with four double-doubles and currently ranked among league leaders in five other stats – No. 14 in scoring, No. 7 in rebounding, No. 8 in FG pct., No. 6 in offensive boards and No. 9 in defensive boards.

## ▶ GAME-BY-GAME LINESCORES

| Opponent        | FGs    | 3FGs | FTs  | OR | DR | RB | PF | PT | A | TO | B | S | MP |
|-----------------|--------|------|------|----|----|----|----|----|---|----|---|---|----|
| FLORIDA A&M     | * 2-6  | 0-4  | 0-0  | 0  | 1  | 1  | 4  | 4  | 2 | 2  | 1 | 2 | 18 |
| N. GEORGIA      | * 8-18 | 2-5  | 1-2  | 4  | 3  | 7  | 2  | 19 | 1 | 2  | 1 | 0 | 30 |
| JACKSONVILLE    | * 8-13 | 0-2  | 3-4  | 5  | 2  | 7  | 4  | 19 | 4 | 3  | 1 | 3 | 29 |
| MONTANA         | * 7-13 | 0-2  | 1-2  | 8  | 9  | 17 | 2  | 15 | 1 | 1  | 1 | 3 | 34 |
| SAMFORD         | DNP    |      |      |    |    |    |    |    |   |    |   |   |    |
| CINCINNATI      | * 7-10 | 1-3  | 4-6  | 0  | 10 | 10 | 3  | 19 | 0 | 4  | 1 | 2 | 31 |
| NORTHEASTERN    | * 4-8  | 0-0  | 5-7  | 2  | 6  | 8  | 3  | 13 | 3 | 3  | 2 | 0 | 25 |
| MISSISSIPPI ST. | * 4-13 | 1-4  | 2-4  | 4  | 7  | 11 | 4  | 11 | 0 | 2  | 1 | 2 | 30 |
| at LSU          | * 6-11 | 0-3  | 2-5  | 3  | 7  | 10 | 4  | 14 | 4 | 4  | 1 | 3 | 33 |
| at Arkansas     | * 6-13 | 3-6  | 0-0  | 0  | 0  | 0  | 5  | 15 | 0 | 2  | 0 | 0 | 16 |
| AUBURN          | * 3-7  | 0-1  | 6-13 | 2  | 2  | 4  | 5  | 12 | 1 | 4  | 1 | 1 | 32 |
| at Ole Miss     | * 4-11 | 0-2  | 5-6  | 0  | 5  | 5  | 1  | 13 | 3 | 3  | 1 | 1 | 36 |
| KENTUCKY        |        |      |      |    |    |    |    |    |   |    |   |   |    |
| FLORIDA         |        |      |      |    |    |    |    |    |   |    |   |   |    |
| at S. Carolina  |        |      |      |    |    |    |    |    |   |    |   |   |    |
| OLE MISS        |        |      |      |    |    |    |    |    |   |    |   |   |    |
| at Auburn       |        |      |      |    |    |    |    |    |   |    |   |   |    |
| VANDERBILT      |        |      |      |    |    |    |    |    |   |    |   |   |    |
| at Texas A&M    |        |      |      |    |    |    |    |    |   |    |   |   |    |
| at Alabama      |        |      |      |    |    |    |    |    |   |    |   |   |    |
| MISSOURI        |        |      |      |    |    |    |    |    |   |    |   |   |    |
| at Florida      |        |      |      |    |    |    |    |    |   |    |   |   |    |
| LSU             |        |      |      |    |    |    |    |    |   |    |   |   |    |
| S. CAROLINA     |        |      |      |    |    |    |    |    |   |    |   |   |    |
| at Tennessee    |        |      |      |    |    |    |    |    |   |    |   |   |    |

## CAREER HIGHLIGHTS:

- ◇ **AS A FRESHMAN IN 2019-20**, one of only five Bulldogs to play in all 32 games.
- ◇ Moved into the starting lineup for the ninth game of the year against SMU on Dec. 20 and remained for the rest of the season.

- ◇ Reached double figures for the first time with 16 points against Georgia Southern. Was a perfect 8-of-8 from the field, producing one of only eight perfect shooting performances from the field by a Power-5 player in 2019-20 while putting up at least eight shots.
- ◇ **PRIOR TO UGA**, coached by Andre Torres as a junior and senior at Chaminade-Madonna where he was a consensus four-star recruit and individual ranked among the nation's top prospects as No. 95 in the 247Sports.com composite and No. 98 by ESPN.com.
- ◇ Named first-team All-State for Class 5A as a senior after averaging a double-double of 24.3 points and 10.4 rebounds, and leading Chaminade-Madonna to a 21-7 record and the "Sweet 16" round of the Florida Class 5A state tourney.

- ◇ Helped Belgium finish seventh at the 2016 U16 European Championships, going 4-1 in group play before a two-point quarterfinal loss.

## ▶ OVERALL CAREER STATISTICS

|               | GP-GS        | MP-Avg.          | FGs            | Pct.        | 3FGs         | Pct.        | FTs           | Pct.        | O+R=Tot.-Avg.         | PF-D         | A         | TO        | BL        | ST        | Pts.-Avg.      |
|---------------|--------------|------------------|----------------|-------------|--------------|-------------|---------------|-------------|-----------------------|--------------|-----------|-----------|-----------|-----------|----------------|
| 2019-20       | 32-23        | 767-24.0         | 80-162         | .494        | 5-29         | .172        | 45-72         | .625        | 56+82=138-4.3         | 87-6         | 21        | 52        | 18        | 19        | 210-6.6        |
| 2020-21       | 11-11        | 314-28.5         | 59-123         | .480        | 7-32         | .219        | 29-49         | .592        | 28+52=80-7.3          | 37-2         | 19        | 30        | 11        | 17        | 154-14.0       |
| <b>TOTALS</b> | <b>43-34</b> | <b>1081-25.1</b> | <b>139-285</b> | <b>.488</b> | <b>12-61</b> | <b>.197</b> | <b>74-121</b> | <b>.612</b> | <b>84+134=218-5.1</b> | <b>124-8</b> | <b>40</b> | <b>82</b> | <b>29</b> | <b>36</b> | <b>364-8.5</b> |

## ▶ SEC CAREER STATISTICS

|               | GP-GS        | MP-Avg.         | FGs           | Pct.        | 3FGs        | Pct.        | FTs          | Pct.        | O+R=Tot.-Avg.        | PF-D        | A         | TO        | BL        | ST        | Pts.-Avg.      |
|---------------|--------------|-----------------|---------------|-------------|-------------|-------------|--------------|-------------|----------------------|-------------|-----------|-----------|-----------|-----------|----------------|
| 2019-20       | 18-18        | 481-26.7        | 47-102        | .461        | 2-19        | .105        | 28-45        | .622        | 36+42=78-4.3         | 56-5        | 10        | 31        | 9         | 8         | 124-6.9        |
| 2020-21       | 5-5          | 147-29.4        | 23-55         | .418        | 4-16        | .250        | 15-28        | .536        | 9+21=30-6.0          | 19-2        | 8         | 15        | 4         | 7         | 65-13.0        |
| <b>TOTALS</b> | <b>23-23</b> | <b>628-27.3</b> | <b>70-157</b> | <b>.446</b> | <b>6-35</b> | <b>.171</b> | <b>43-73</b> | <b>.589</b> | <b>45+63=108-4.7</b> | <b>75-7</b> | <b>18</b> | <b>46</b> | <b>13</b> | <b>15</b> | <b>189-8.2</b> |

## MISCELLANEOUS STATS

|                        | SEA. | CAR. |
|------------------------|------|------|
| DOUBLE-DIGIT POINTS:   | 10   | 18   |
| DOUBLE-DIGIT REBOUNDS: | 4    | 4    |
| DOUBLE-DOUBLES:        | 4    | 4    |
| 20-POINT GAMES:        | 0    | 0    |



# 11 JAXON LETTER

6-4 • 200 • SOPH. • WOODSTOCK, GA. • ETOWAH HIGH SCHOOL • FINANCE

## SEASON & CAREER HIGHS

| SEASON                      |                     | CAREER                        |
|-----------------------------|---------------------|-------------------------------|
| 2 vs. Cincinnati (12/19/20) | <b>POINTS</b>       | 2 vs. Cincinnati (12/19/20)   |
| 2 vs. Samford (12/12/20)    |                     | 2 vs. Samford (12/12/20)      |
| 2 vs. N. Georgia (11/29/20) |                     | 2 vs. N. Georgia (11/29/20)   |
| 2 vs. Cincinnati (12/19/20) | <b>REBOUNDS</b>     | 2 vs. Cincinnati (12/19/20)   |
| -                           | <b>ASSISTS</b>      | -                             |
| -                           | <b>BLOCKS</b>       | -                             |
| -                           | <b>STEALS</b>       | 1 vs. Dayton (11/25/19)       |
| 6 vs. Cincinnati (12/19/20) | <b>MINUTES</b>      | 6 vs. Cincinnati (12/19/20)   |
| 6 vs. N. Georgia (12/2/20)  |                     | 6 vs. N. Georgia (12/2/20)    |
| 1 vs. Samford (12/12/20)    | <b>FGs MADE</b>     | 1 vs. Samford (12/12/20)      |
| 1 vs. N. Georgia (12/2/20)  |                     | 1 vs. N. Georgia (12/2/20)    |
| 1 vs. Cincinnati (12/19/20) | <b>FG ATTEMPTS</b>  | 1 vs. Cincinnati (12/19/20)   |
| 1 vs. Samford (12/12/20)    |                     | 1 vs. Samford (12/12/20)      |
| 1 vs. N. Georgia (12/2/20)  |                     | 1 vs. N. Georgia (12/2/20)    |
|                             |                     | 1 vs. Delaware St. (11/15/19) |
| -                           | <b>3FGs MADE</b>    | -                             |
| -                           | <b>3FG ATTEMPTS</b> | 1 vs. Delaware St. (11/15/19) |
| 2 vs. Cincinnati (12/19/20) | <b>FTs MADE</b>     | 2 vs. Cincinnati (12/19/20)   |
| 2 vs. Cincinnati (12/19/20) | <b>FT ATTEMPTS</b>  | 2 vs. Cincinnati (12/19/20)   |

## 2020-21 HIGHLIGHTS:

- ◇ Logged action in six of seven non-conference games, bettering his previous high for minutes played in four of those contests.
- ◇ A key contributor in Georgia's win over Samford, recording a "+/-" of "+8" in just four minutes of action. In just 2:30 of first-half action, recorded a "+/-" of "+6", the best effort of any Bulldog in the period.
- ◇ Scored with 1:17 left in the game to give the Bulldogs' their first lead of the game, which they never relinquished.

## CAREER HIGHLIGHTS:

- ◇ **AS A FRESHMAN IN 2019-20**, secured playing time in nine contests.
- ◇ Logged his first regular-season action in the closing moments of the Delaware State game, including his first – and only – field goal attempt of the season
- ◇ Grabbed a steal against Dayton in the Bulldogs' opening round at the Maui Jim Maui Invitational.

## ▶ GAME-BY-GAME LINESCORES

| Opponent        | FGs | 3FGs | FTs | OR | DR | RB | PF | PT | A | TO | B | S | MP |
|-----------------|-----|------|-----|----|----|----|----|----|---|----|---|---|----|
| FLORIDA A&M     | 0-0 | 0-0  | 0-0 | 0  | 0  | 0  | 0  | 0  | 0 | 0  | 0 | 0 | 1  |
| N. GEORGIA      | 1-1 | 0-0  | 0-0 | 0  | 0  | 0  | 1  | 2  | 0 | 0  | 0 | 0 | 6  |
| JACKSONVILLE    | 0-0 | 0-0  | 0-0 | 0  | 0  | 0  | 0  | 0  | 0 | 0  | 0 | 0 | 2  |
| MONTANA         | DNP |      |     |    |    |    |    |    |   |    |   |   |    |
| SAMFORD         | 1-1 | 0-0  | 0-0 | 0  | 1  | 1  | 1  | 2  | 0 | 0  | 0 | 0 | 4  |
| CINCINNATI      | 0-1 | 0-0  | 2-2 | 0  | 2  | 2  | 1  | 2  | 0 | 0  | 0 | 0 | 6  |
| NORTHEASTERN    | 0-0 | 0-0  | 0-0 | 0  | 0  | 0  | 0  | 0  | 0 | 1  | 0 | 0 | 5  |
| MISSISSIPPI ST. | 0-0 | 0-0  | 0-0 | 0  | 0  | 0  | 1  | 0  | 0 | 0  | 0 | 0 | 4  |
| at LSU          | DNP |      |     |    |    |    |    |    |   |    |   |   |    |
| at Arkansas     | 0-0 | 0-0  | 0-0 | 0  | 0  | 0  | 0  | 0  | 0 | 0  | 0 | 0 | 2  |
| AUBURN          | DNP |      |     |    |    |    |    |    |   |    |   |   |    |
| at Ole Miss     | DNP |      |     |    |    |    |    |    |   |    |   |   |    |
| KENTUCKY        |     |      |     |    |    |    |    |    |   |    |   |   |    |
| FLORIDA         |     |      |     |    |    |    |    |    |   |    |   |   |    |
| at S. Carolina  |     |      |     |    |    |    |    |    |   |    |   |   |    |
| OLE MISS        |     |      |     |    |    |    |    |    |   |    |   |   |    |
| at Auburn       |     |      |     |    |    |    |    |    |   |    |   |   |    |
| VANDERBILT      |     |      |     |    |    |    |    |    |   |    |   |   |    |
| at Texas A&M    |     |      |     |    |    |    |    |    |   |    |   |   |    |
| at Alabama      |     |      |     |    |    |    |    |    |   |    |   |   |    |
| MISSOURI        |     |      |     |    |    |    |    |    |   |    |   |   |    |
| at Florida      |     |      |     |    |    |    |    |    |   |    |   |   |    |
| LSU             |     |      |     |    |    |    |    |    |   |    |   |   |    |
| S. CAROLINA     |     |      |     |    |    |    |    |    |   |    |   |   |    |
| at Tennessee    |     |      |     |    |    |    |    |    |   |    |   |   |    |

- ◇ **PRIOR TO UGA**, Coached by Jason Dasinger as a junior and senior at Etowah and by Allen Whitehart as a sophomore, helping the Eagles win three consecutive Region titles.
- ◇ Named All-State by the Atlanta Journal-Constitution in both 2018 (second team) and 2019 (honorable mention).
- ◇ Named team MVP of the 2018 GACA All-Star game after recording 23 points, three rebounds, three assists and three steals for the South in a 118-106 victory.

## ▶ OVERALL CAREER STATISTICS

|               | GP-GS       | MP-Avg.       | FGs        | Pct.        | 3FGs       | Pct.        | FTs        | Pct.         | O+R=Tot.-Avg.    | PF-D       | A        | TO       | BL       | ST       | Pts.-Avg.    |
|---------------|-------------|---------------|------------|-------------|------------|-------------|------------|--------------|------------------|------------|----------|----------|----------|----------|--------------|
| 2019-20       | 9-0         | 19-2.1        | 0-1        | .000        | 0-1        | .000        | 0-0        | .000         | 0+2=2-0.2        | 2-0        | 0        | 0        | 0        | 1        | 0-0.0        |
| 2020-21       | 8-0         | 30-3.8        | 2-3        | .667        | 0-0        | .000        | 2-2        | 1.000        | 0+3=3-0.4        | 4-0        | 0        | 1        | 0        | 0        | 6-0.8        |
| <b>TOTALS</b> | <b>17-0</b> | <b>49-2.9</b> | <b>2-4</b> | <b>.500</b> | <b>0-1</b> | <b>.000</b> | <b>2-2</b> | <b>1.000</b> | <b>0+5=5-0.3</b> | <b>6-0</b> | <b>0</b> | <b>1</b> | <b>0</b> | <b>1</b> | <b>6-0.4</b> |

## ▶ SEC CAREER STATISTICS

|               | GP-GS      | MP-Avg.       | FGs        | Pct.        | 3FGs       | Pct.        | FTs        | Pct.        | O+R=Tot.-Avg.    | PF-D       | A        | TO       | BL       | ST       | Pts.-Avg.    |
|---------------|------------|---------------|------------|-------------|------------|-------------|------------|-------------|------------------|------------|----------|----------|----------|----------|--------------|
| 2019-20       | 4-0        | 8-2.0         | 0-0        | .000        | 0-0        | .000        | 0-0        | .000        | 0+1=1-0.3        | 1-0        | 0        | 0        | 0        | 0        | 0-0.0        |
| 2020-21       | 2-0        | 6-3.0         | 0-0        | .000        | 0-0        | .000        | 0-0        | .000        | 0+0=0-0.0        | 1-0        | 0        | 0        | 0        | 0        | 0-0.0        |
| <b>TOTALS</b> | <b>6-0</b> | <b>14-2.3</b> | <b>0-0</b> | <b>.000</b> | <b>0-0</b> | <b>.000</b> | <b>0-0</b> | <b>.000</b> | <b>0+1=1-0.2</b> | <b>2-0</b> | <b>0</b> | <b>0</b> | <b>0</b> | <b>0</b> | <b>0-0.0</b> |

## MISCELLANEOUS STATS

|                        | SEA. | CAR. |
|------------------------|------|------|
| DOUBLE-DIGIT POINTS:   | 0    | 0    |
| DOUBLE-DIGIT REBOUNDS: | 0    | 0    |
| DOUBLE-DOUBLES:        | 0    | 0    |
| 20-POINT GAMES:        | 0    | 0    |



# 12 JOSH TAYLOR

6-9 • 215 • FR. • ATLANTA, GA. • NORCROSS HIGH SCHOOL • BUSINESS

## SEASON & CAREER HIGHS

| SEASON   |                     | CAREER   |
|--|---------------------|--|
| 2 vs. N. Georgia (1/29/20)                                 | <b>POINTS</b>       | 2 vs. N. Georgia (1/29/20)                                 |
| 5 vs. Jacksonville (12/4/20)<br>5 vs. N. Georgia (1/29/20) | <b>REBOUNDS</b>     | 5 vs. Jacksonville (12/4/20)<br>5 vs. N. Georgia (1/29/20) |
| -  | <b>ASSISTS</b>      | -  |
| 1 vs. Cincinnati (12/19/20)                                | <b>BLOCKS</b>       | 1 vs. Cincinnati (12/19/20)                                |
| 1 vs. N. Georgia (1/29/20)                                 | <b>STEALS</b>       | 1 vs. N. Georgia (1/29/20)                                 |
| 6 vs. Jacksonville (12/4/20)                               | <b>MINUTES</b>      | 6 vs. Jacksonville (12/4/20)                               |
| 1 vs. N. Georgia (1/29/20)                                 | <b>FGs MADE</b>     | 1 vs. N. Georgia (1/29/20)                                 |
| 2 vs. Jacksonville (12/4/20)<br>2 vs. N. Georgia (1/29/20) | <b>FG ATTEMPTS</b>  | 2 vs. Jacksonville (12/4/20)<br>2 vs. N. Georgia (1/29/20) |
| -  | <b>3FGs MADE</b>    | -  |
| -  | <b>3FG ATTEMPTS</b> | -  |
| -  | <b>FTs MADE</b>     | -  |
| -  | <b>FT ATTEMPTS</b>  | -  |

## 2020-21 HIGHLIGHTS:

◇ Active on the boards against both North Georgia and Jacksonville, grabbing five rebounds in five minutes vs. the Nighthawks and five boards in six minutes vs. the Dolphins.

## CAREER HIGHLIGHTS:

◇ **PRIOR TO UGA**, Coached by Jesse McMillan at Norcross High as a senior, by Freddy Johnson at Greensboro (N.C.) Day School as a junior and by Dr. Phillip McCrary at Columbia High in Atlanta as a freshman and sophomore.

◇ Rated as a three-star prospect and ranked as the nation's No. 128 prospect by 247Sports.com, No. 129 by rivals.com and No. 138 in the 247Sports.com composite.

◇ Named honorable mention all-state by the Atlanta Journal-

## ▶ GAME-BY-GAME LINESCORES

| Opponent        | FGs | 3FGs | FTs | OR | DR | RB | PF | PT | A | TO | B | S | MP |
|-----------------|-----|------|-----|----|----|----|----|----|---|----|---|---|----|
| FLORIDA A&M     | 0-0 | 0-0  | 0-0 | 0  | 0  | 0  | 0  | 0  | 0 | 0  | 0 | 0 | 3  |
| N. GEORGIA      | 1-2 | 0-0  | 0-0 | 3  | 2  | 5  | 2  | 2  | 0 | 3  | 0 | 1 | 5  |
| JACKSONVILLE    | 0-2 | 0-0  | 0-0 | 0  | 5  | 5  | 1  | 0  | 0 | 0  | 0 | 0 | 6  |
| MONTANA         | DNP |      |     |    |    |    |    |    |   |    |   |   |    |
| SAMFORD         | DNP |      |     |    |    |    |    |    |   |    |   |   |    |
| CINCINNATI      | 0-0 | 0-0  | 0-0 | 0  | 1  | 1  | 0  | 0  | 0 | 1  | 1 | 0 | 2  |
| NORTHEASTERN    | 0-0 | 0-0  | 0-0 | 0  | 0  | 0  | 1  | 0  | 0 | 0  | 0 | 0 | 1  |
| MISSISSIPPI ST. | DNP |      |     |    |    |    |    |    |   |    |   |   |    |
| at LSU          | DNP |      |     |    |    |    |    |    |   |    |   |   |    |
| at Arkansas     | 0-0 | 0-0  | 0-0 | 0  | 0  | 0  | 0  | 0  | 0 | 0  | 0 | 0 | 1  |
| AUBURN          | DNP |      |     |    |    |    |    |    |   |    |   |   |    |
| at Ole Miss     | DNP |      |     |    |    |    |    |    |   |    |   |   |    |
| KENTUCKY        |     |      |     |    |    |    |    |    |   |    |   |   |    |
| FLORIDA         |     |      |     |    |    |    |    |    |   |    |   |   |    |
| at S. Carolina  |     |      |     |    |    |    |    |    |   |    |   |   |    |
| OLE MISS        |     |      |     |    |    |    |    |    |   |    |   |   |    |
| at Auburn       |     |      |     |    |    |    |    |    |   |    |   |   |    |
| VANDERBILT      |     |      |     |    |    |    |    |    |   |    |   |   |    |
| at Texas A&M    |     |      |     |    |    |    |    |    |   |    |   |   |    |
| at Alabama      |     |      |     |    |    |    |    |    |   |    |   |   |    |
| MISSOURI        |     |      |     |    |    |    |    |    |   |    |   |   |    |
| at Florida      |     |      |     |    |    |    |    |    |   |    |   |   |    |
| LSU             |     |      |     |    |    |    |    |    |   |    |   |   |    |
| S. CAROLINA     |     |      |     |    |    |    |    |    |   |    |   |   |    |
| at Tennessee    |     |      |     |    |    |    |    |    |   |    |   |   |    |

Constitution for Class 7A as a senior at Norcross.

- ◇ At Norcross, averaged 11.7 points, 10.7 rebounds and 1.0 blocks per game for the Blue Devils, making him one of three players among all 24 high schools in Gwinnett County who averaged a double-double during 2019-20.
- ◇ At Greensboro Day School, averaged 9.1 points and a team-high 7.0 rebounds to help the Bengals compile a 30-5 record and win the 2019 N.C. Independent School Athletic Association (NCISSA) Class 4A State Tournament.
- ◇ Played on a Greensboro Day roster that featured six current college players: Cam Hayes (N.C. State), Carson McCorkle (Virginia), Nic Evtimov (Colgate), Austin Inge (Navy), Mike Fowler (Queens) and Noah Dunn (Montreat).
- ◇ Averaged a double-double in both seasons at Columbia, 10 points and 12 boards as a freshman and 12 points and 13 boards as a sophomore.

## ▶ OVERALL CAREER STATISTICS


|               | GP-GS      | MP-Avg.       | FGs        | Pct.        | 3FGs       | Pct.        | FTs        | Pct.        | O+R=Tot.-Avg.     | PF-D       | A        | TO       | BL       | ST       | Pts.-Avg.    |
|---------------|------------|---------------|------------|-------------|------------|-------------|------------|-------------|-------------------|------------|----------|----------|----------|----------|--------------|
| 2020-21       | 6-0        | 18-3.0        | 1-4        | .250        | 0-0        | .000        | 0-0        | .000        | 3+8=11-1.8        | 4-0        | 0        | 4        | 1        | 1        | 2-0.3        |
| <b>TOTALS</b> | <b>6-0</b> | <b>18-3.0</b> | <b>1-4</b> | <b>.250</b> | <b>0-0</b> | <b>.000</b> | <b>0-0</b> | <b>.000</b> | <b>3+8=11-1.8</b> | <b>4-0</b> | <b>0</b> | <b>4</b> | <b>1</b> | <b>1</b> | <b>2-0.3</b> |

## ▶ SEC CAREER STATISTICS

|               | GP-GS      | MP-Avg.      | FGs        | Pct.        | 3FGs       | Pct.        | FTs        | Pct.        | O+R=Tot.-Avg.    | PF-D       | A        | TO       | BL       | ST       | Pts.-Avg.    |
|---------------|------------|--------------|------------|-------------|------------|-------------|------------|-------------|------------------|------------|----------|----------|----------|----------|--------------|
| 2020-21       | 1-0        | 1-1.0        | 0-0        | .000        | 0-0        | .000        | 0-0        | .000        | 0+0=0-0.0        | 0-0        | 0        | 0        | 0        | 0        | 0-0.0        |
| <b>TOTALS</b> | <b>1-0</b> | <b>1-1.0</b> | <b>0-0</b> | <b>.000</b> | <b>0-0</b> | <b>.000</b> | <b>0-0</b> | <b>.000</b> | <b>0+0=0-0.0</b> | <b>0-0</b> | <b>0</b> | <b>0</b> | <b>0</b> | <b>0</b> | <b>0-0.0</b> |

## MISCELLANEOUS STATS

|                        | SEA. | CAR. |
|------------------------|------|------|
| DOUBLE-DIGIT POINTS:   | 0    | 0    |
| DOUBLE-DIGIT REBOUNDS: | 0    | 0    |
| DOUBLE-DOUBLES:        | 0    | 0    |
| 20-POINT GAMES:        | 0    | 0    |



# 13 JONATHAN NED

6-9 • 215 • JR. • BRENTWOOD, CALIF. • TR.-EASTERN FLORIDA COLLEGE • BUSINESS

## SEASON & CAREER HIGHS

| SEASON  |                     | CAREER  |
|---|---------------------|---|
| 7 vs. N. Georgia (12/2/20)  | <b>POINTS</b>       | 7 vs. N. Georgia (12/2/20)  |
| 4 vs. Montana (12/8/20)<br>4 vs. N. Georgia (12/2/20)                                       | <b>REBOUNDS</b>     | -<br>4 vs. N. Georgia (12/2/20)   |
| 1 vs. Northeastern (12/22/20)<br>1 vs. Samford (12/12/20)                                   | <b>ASSISTS</b>      | -   |
| 1 vs. Miss. St. (12/20/20)<br>1 vs. N. Georgia (12/2/20)                                    | <b>BLOCKS</b>       | 1 vs. Miss. St. (12/20/20)<br>1 vs. N. Georgia (12/2/20)                                    |
| 2 vs. Jacksonville (12/4/20)  | <b>STEALS</b>       | 2 vs. Jacksonville (12/4/20)  |
| 20 vs. N. Georgia (12/2/20)   | <b>MINUTES</b>      | 20 vs. N. Georgia (12/2/20)   |
| 3 vs. N. Georgia (12/2/20)  | <b>FGs MADE</b>     | 3 vs. N. Georgia (12/2/20)  |
| 5 vs. N. Georgia (12/2/20)  | <b>FG ATTEMPTS</b>  | 5 vs. N. Georgia (12/2/20)  |
| 1 vs. Northeastern (12/22/20)<br>1 vs. Jacksonville (12/4/20)<br>1 vs. N. Georgia (12/2/20) | <b>3FGs MADE</b>    | 1 vs. Northeastern (12/22/20)<br>1 vs. Jacksonville (12/4/20)<br>1 vs. N. Georgia (12/2/20) |
| 3 vs. Montana (12/8/20)   | <b>3FG ATTEMPTS</b> | 3 vs. Montana (12/8/20)   |
| -   | <b>FTs MADE</b>     | -   |
| -   | <b>FT ATTEMPTS</b>  | -   |

## 2020-21 HIGHLIGHTS:

◇ Recorded season-best efforts of seven points, four rebounds and 20 minutes played vs. North Georgia.

## CAREER HIGHLIGHTS:

- ◇ **PRIOR TO UGA AT EASTERN FLORIDA**, Coached by Jeremy Shulman and started 28 of 63 games played in two seasons with the Titans.
- ◇ Rated as the nation's No. 15 JUCO recruit by 247Sports.com, as well as No. 49 by jucorecruiting.com.
- ◇ Recorded 28 double-figure scoring games and five double-digit rebound performances, efforts which led to three double-doubles.
- ◇ **AS A SOPHOMORE IN 2019-20**, named second-team All-Mid-Florida Conference after averaging 9.6 points and 5.6 rebounds per game.
- ◇ **AS A FRESHMAN IN 2018-19**, averaged 9.8 points and 4.7 rebounds and helped Eastern Florida State to a

## ▶ GAME-BY-GAME LINESCORES

| Opponent        | FGs | 3FGs | FTs | OR | DR | RB | PF | PT | A | TO | B | S | MP |
|-----------------|-----|------|-----|----|----|----|----|----|---|----|---|---|----|
| FLORIDA A&M     | 1-2 | 0-0  | 0-0 | 0  | 0  | 0  | 0  | 2  | 0 | 1  | 0 | 0 | 6  |
| N. GEORGIA      | 3-5 | 1-2  | 0-0 | 1  | 3  | 4  | 1  | 7  | 0 | 3  | 1 | 0 | 20 |
| JACKSONVILLE    | 2-2 | 1-1  | 0-0 | 1  | 2  | 3  | 0  | 5  | 0 | 0  | 0 | 2 | 6  |
| MONTANA         | 0-4 | 0-3  | 0-0 | 2  | 2  | 4  | 0  | 0  | 0 | 0  | 0 | 0 | 8  |
| SAMFORD         | 0-1 | 0-1  | 0-0 | 0  | 2  | 2  | 0  | 0  | 1 | 0  | 0 | 0 | 5  |
| CINCINNATI      | 0-1 | 0-1  | 0-0 | 0  | 0  | 0  | 2  | 0  | 0 | 1  | 0 | 0 | 5  |
| NORTHEASTERN    | 1-2 | 1-2  | 0-0 | 0  | 1  | 1  | 0  | 3  | 1 | 0  | 0 | 0 | 11 |
| MISSISSIPPI ST. | 0-0 | 0-0  | 0-0 | 0  | 1  | 1  | 1  | 0  | 0 | 0  | 1 | 0 | 4  |
| at LSU          | DNP |      |     |    |    |    |    |    |   |    |   |   |    |
| at Arkansas     | 0-2 | 0-2  | 0-0 | 0  | 1  | 1  | 0  | 0  | 0 | 1  | 0 | 0 | 6  |
| AUBURN          | DNP |      |     |    |    |    |    |    |   |    |   |   |    |
| at Ole Miss     | 0-0 | 0-0  | 0-0 | 0  | 0  | 0  | 0  | 0  | 0 | 0  | 0 | 0 | 2  |
| KENTUCKY        |     |      |     |    |    |    |    |    |   |    |   |   |    |
| FLORIDA         |     |      |     |    |    |    |    |    |   |    |   |   |    |
| at S. Carolina  |     |      |     |    |    |    |    |    |   |    |   |   |    |
| OLE MISS        |     |      |     |    |    |    |    |    |   |    |   |   |    |
| at Auburn       |     |      |     |    |    |    |    |    |   |    |   |   |    |
| VANDERBILT      |     |      |     |    |    |    |    |    |   |    |   |   |    |
| at Texas A&M    |     |      |     |    |    |    |    |    |   |    |   |   |    |
| at Alabama      |     |      |     |    |    |    |    |    |   |    |   |   |    |
| MISSOURI        |     |      |     |    |    |    |    |    |   |    |   |   |    |
| at Florida      |     |      |     |    |    |    |    |    |   |    |   |   |    |
| LSU             |     |      |     |    |    |    |    |    |   |    |   |   |    |
| S. CAROLINA     |     |      |     |    |    |    |    |    |   |    |   |   |    |
| at Tennessee    |     |      |     |    |    |    |    |    |   |    |   |   |    |

28-8 overall finish and a trip the "Elite Eight" round of the NJCAA National Championship Tournament.

- ◇ **PRIOR TO EFSC**, coached by Pat Cruickshank at Heritage High School, where he finished No. 2 in career scoring with 1,331 points.
- ◇ Helped Heritage set a school record with 71 wins during his career, including a combined 56-8 mark as a junior and senior.
- ◇ Named MVP of the Bay Valley Athletic League (BVAL) in 2017 and 2018 and tabbed first-team All-Bay Area in both 2017 and 2018.

## ▶ OVERALL CAREER STATISTICS

|               | GP-GS       | MP-Avg.       | FGs         | Pct.        | 3FGs        | Pct.        | FTs        | Pct.        | O+R=Tot.-Avg.      | PF-D       | A        | TO       | BL       | ST       | Pts.-Avg.     |
|---------------|-------------|---------------|-------------|-------------|-------------|-------------|------------|-------------|--------------------|------------|----------|----------|----------|----------|---------------|
| 2020-21       | 10-0        | 73-7.3        | 7-19        | .368        | 3-12        | .250        | 0-0        | .000        | 4+12=16-1.6        | 4-0        | 2        | 6        | 2        | 2        | 17-1.7        |
| <b>TOTALS</b> | <b>10-0</b> | <b>73-7.3</b> | <b>7-19</b> | <b>.368</b> | <b>3-12</b> | <b>.250</b> | <b>0-0</b> | <b>.000</b> | <b>4+12=16-1.6</b> | <b>4-0</b> | <b>2</b> | <b>6</b> | <b>2</b> | <b>2</b> | <b>17-1.7</b> |

## ▶ SEC CAREER STATISTICS

|               | GP-GS      | MP-Avg.       | FGs        | Pct.        | 3FGs       | Pct.        | FTs        | Pct.        | O+R=Tot.-Avg.    | PF-D       | A        | TO       | BL       | ST       | Pts.-Avg.    |
|---------------|------------|---------------|------------|-------------|------------|-------------|------------|-------------|------------------|------------|----------|----------|----------|----------|--------------|
| 2020-21       | 3-0        | 12-4.0        | 0-2        | .000        | 0-2        | .000        | 0-0        | .000        | 0+2=2-0.7        | 1-0        | 0        | 1        | 1        | 0        | 0-0.0        |
| <b>TOTALS</b> | <b>3-0</b> | <b>12-4.0</b> | <b>0-2</b> | <b>.000</b> | <b>0-2</b> | <b>.000</b> | <b>0-0</b> | <b>.000</b> | <b>0+2=2-0.7</b> | <b>1-0</b> | <b>0</b> | <b>1</b> | <b>1</b> | <b>0</b> | <b>0-0.0</b> |

## MISCELLANEOUS STATS

|                        | SEA. | CAR. |
|------------------------|------|------|
| DOUBLE-DIGIT POINTS:   | 0    | 0    |
| DOUBLE-DIGIT REBOUNDS: | 0    | 0    |
| DOUBLE-DOUBLES:        | 0    | 0    |
| 20-POINT GAMES:        | 0    | 0    |



# 14 TYE FAGAN

6-3 • 195 • JR. • LOGTOWN, GA. • UPSON-LEE HIGH SCHOOL • PSYCHOLOGY

## SEASON & CAREER HIGHS

| SEASON   |                     | CAREER   |
|--|---------------------|--|
| 21 vs. Florida A&M (11/29/20)  | <b>POINTS</b>       | 21 vs. Florida A&M (11/29/20)  |
| 10 vs. Florida A&M (11/29/20)  | <b>REBOUNDS</b>     | 10 vs. Florida A&M (11/29/20)  |
| 4 vs. Ole Miss (11/16/21)  | <b>ASSISTS</b>      | 4 vs. Ole Miss (11/16/21)<br>4 vs. W. Carolina (11/5/19)<br>4 vs. Texas Southern (12/3/18)<br>4 vs. Savannah St. (11/9/18) |
| 1 vs. Samford (12/12/20)<br>1 vs. Jacksonville (12/4/20)   | <b>BLOCKS</b>       | 2 vs. Alabama (2/8/20)<br>2 vs. W. Carolina (11/5/19)  |
| 1 vs. Auburn (1/13/21)<br>1 vs. Arkansas (1/9/21)<br>1 vs. Cincinnati (12/19/20)<br>1 vs. Samford (12/12/20)<br>1 vs. N. Georgia (12/2/20) | <b>STEALS</b>       | 2 vs. Auburn (1/11/20)<br>2 vs. Ga. Tech (11/20/19)  |
| 31 vs. Samford (12/12/20)  | <b>MINUTES</b>      | 36 vs. Illinois St. (11/19/18)   |
| 9 vs. Ole Miss (1/16/21)<br>9 vs. Florida A&M (11/29/20)   | <b>FGs MADE</b>     | 9 vs. Ole Miss (1/16/21)<br>9 vs. Florida A&M (11/29/20)   |
| 13 vs. Samford (12/12/20)  | <b>FG ATTEMPTS</b>  | 13 vs. Samford (12/12/20)  |
| 2 vs. Miss. St. (12/20/20)   | <b>3FGs MADE</b>    | 3 vs. Miss. St. (12/20/20)<br>2 vs. Texas A&M (2/15/20)  |
| 3 vs. Miss. St. (12/20/20)   | <b>3FG ATTEMPTS</b> | 3 vs. Miss. St. (12/20/20)<br>3 vs. Texas A&M (2/15/20)  |
| 5 vs. Cincinnati (12/19/20)  | <b>FTs MADE</b>     | 5 vs. Cincinnati (12/19/20)  |
| 6 vs. Cincinnati (12/19/20)<br>6 vs. Samford (12/12/20)  | <b>FT ATTEMPTS</b>  | 6 vs. Cincinnati (12/19/20)<br>6 vs. Samford (12/12/20)  |

## 2020-21 HIGHLIGHTS:

- ◇ Named SEC Player of the Week on Nov. 30 after recording career highs of 21 points and 10 rebounds en route to his first career double-double against Florida A&M.
- ◇ Converted on 9-of-10 shots from the floor vs. FAMU.
- ◇ Recorded more double-figure scoring outputs in the first six games (4) than he did in 63 games in his first two seasons combined (3).
- ◇ At Ole Miss became the 11th D-I player with a perfect game from the field this season while attempting at least nine shots.
- ◇ Has connected on 72.7 percent (56-of-77) of his field goals during nine career double-figure scoring outputs.

## CAREER HIGHLIGHTS:

- ◇ **AS A SOPHOMORE IN 2019-20**, was one of five Bulldogs to play in all 32 games and shot a team-best 56.0 percent from the floor.
- ◇ Posted a trio of double-figure scoring outputs against Dayton, Arizona State and at Kentucky. Was extremely efficient en route to his double-digit outputs. In that trio outings, connected on 81.0 percent (17-of-21) of his shots from the field.
- ◇ Scored 15 points in just 15 minutes of action at No. 15/14 Kentucky.
- ◇ **AS A FRESHMAN IN 2018-19**, Logged action in 31 of 32 games, with three starts at the Cayman Islands Classic.

- ◇ **PRIOR TO UGA**, Coached by Darrell Lockhart at Upson-Lee where he was named the Class 4A State Player of the Year as both a junior and a senior after leading the Knights to back-to-back state titles and undefeated seasons.
- ◇ The Knights' 63-game winning streak is the third-longest in boys' basketball history for Georgia high schools.
- ◇ Scored a school-record 2,038 points for Upson-Lee. As a senior, averaged 25.0 points, 7.3 rebounds, 4.6 assists, 2.4 steals and 1.5 assists. As a junior, averaged 21.1 points, 7.4 rebounds, 3.5 assists, 2.6 steals and 1.5 steals.

## OVERALL CAREER STATISTICS

|               | GP-GS        | MP-Avg.          | FGs            | Pct.        | 3FGs         | Pct.        | FTs          | Pct.        | O+R=Tot.-Avg.         | PF-D        | A         | TO        | BL        | ST        | Pts.-Avg.      |
|---------------|--------------|------------------|----------------|-------------|--------------|-------------|--------------|-------------|-----------------------|-------------|-----------|-----------|-----------|-----------|----------------|
| 2018-19       | 31-3         | 355-11.5         | 32-63          | .508        | 4-12         | .333        | 10-10        | 1.000       | 16+31=47-1.5          | 14-0        | 22        | 29        | 6         | 6         | 78-2.5         |
| 2019-20       | 32-0         | 373-11.7         | 56-100         | .560        | 5-19         | .263        | 15-24        | .625        | 24+31=55-1.7          | 13-0        | 17        | 15        | 9         | 14        | 132-4.1        |
| 2020-21       | 12-11        | 286-23.8         | 54-92          | .587        | 4-15         | .267        | 11-19        | .579        | 21+39=60-5.0          | 13-0        | 17        | 15        | 2         | 5         | 123-10.3       |
| <b>TOTALS</b> | <b>75-14</b> | <b>1014-13.5</b> | <b>142-255</b> | <b>.557</b> | <b>13-46</b> | <b>.283</b> | <b>36-53</b> | <b>.679</b> | <b>61+101=162-2.2</b> | <b>40-0</b> | <b>56</b> | <b>59</b> | <b>17</b> | <b>25</b> | <b>333-4.4</b> |

## SEC CAREER STATISTICS

|               | GP-GS       | MP-Avg.         | FGs           | Pct.        | 3FGs        | Pct.        | FTs          | Pct.        | O+R=Tot.-Avg.       | PF-D        | A         | TO        | BL       | ST        | Pts.-Avg.      |
|---------------|-------------|-----------------|---------------|-------------|-------------|-------------|--------------|-------------|---------------------|-------------|-----------|-----------|----------|-----------|----------------|
| 2018-19       | 18-0        | 141-7.8         | 9-25          | .360        | 2-4         | .500        | 2-2          | 1.000       | 5-13=18-1.0         | 5-0         | 8         | 1         | 2        | 5         | 22-1.2         |
| 2019-20       | 18-0        | 212-11.8        | 34-60         | .567        | 4-14        | .286        | 9-16         | .563        | 14+17=31-1.7        | 7-0         | 8         | 9         | 3        | 8         | 81-4.5         |
| 2020-21       | 5-4         | 110-22.0        | 21-35         | .600        | 3-7         | .429        | 1-3          | .333        | 7+13=20-4.0         | 6-0         | 7         | 7         | 0        | 2         | 46-9.2         |
| <b>TOTALS</b> | <b>41-4</b> | <b>463-11.3</b> | <b>64-120</b> | <b>.533</b> | <b>9-25</b> | <b>.360</b> | <b>12-21</b> | <b>.571</b> | <b>26+43=69-1.7</b> | <b>18-0</b> | <b>20</b> | <b>24</b> | <b>4</b> | <b>12</b> | <b>149-3.6</b> |


## GAME-BY-GAME LINESCORES

| Opponent        | FGs    | 3FGs | FTs | OR | DR | RB | PF | PT | A | TO | B | S | MP |
|-----------------|--------|------|-----|----|----|----|----|----|---|----|---|---|----|
| FLORIDA A&M     | * 9-10 | 1-1  | 2-4 | 4  | 6  | 10 | 0  | 21 | 0 | 1  | 0 | 0 | 24 |
| N. GEORGIA      | * 2-4  | 0-1  | 0-0 | 1  | 6  | 7  | 1  | 4  | 2 | 2  | 0 | 1 | 25 |
| JACKSONVILLE    | * 5-9  | 0-1  | 0-0 | 1  | 2  | 3  | 2  | 10 | 1 | 0  | 1 | 0 | 23 |
| MONTANA         | * 1-4  | 0-2  | 0-0 | 1  | 1  | 2  | 0  | 2  | 1 | 0  | 0 | 0 | 25 |
| SAMFORD         | * 6-13 | 0-2  | 3-6 | 3  | 4  | 7  | 2  | 15 | 3 | 0  | 1 | 1 | 31 |
| CINCINNATI      | * 6-9  | 0-0  | 5-6 | 4  | 5  | 9  | 2  | 17 | 2 | 4  | 0 | 1 | 28 |
| NORTHEASTERN    | * 4-8  | 0-1  | 0-0 | 0  | 2  | 2  | 0  | 8  | 1 | 1  | 0 | 0 | 20 |
| MISSISSIPPI ST. | * 4-6  | 2-3  | 0-2 | 0  | 4  | 4  | 0  | 10 | 1 | 0  | 0 | 0 | 23 |
| at LSU          | * 4-12 | 0-1  | 0-0 | 5  | 4  | 9  | 3  | 8  | 0 | 6  | 0 | 0 | 28 |
| at Arkansas     | * 3-7  | 0-2  | 1-1 | 0  | 2  | 2  | 0  | 7  | 2 | 0  | 0 | 1 | 24 |
| AUBURN          | 1-1    | 0-0  | 0-0 | 1  | 0  | 1  | 0  | 2  | 0 | 1  | 0 | 1 | 10 |
| at Ole Miss     | * 9-9  | 1-1  | 0-0 | 1  | 3  | 4  | 3  | 19 | 4 | 0  | 0 | 0 | 25 |
| KENTUCKY        |        |      |     |    |    |    |    |    |   |    |   |   |    |
| FLORIDA         |        |      |     |    |    |    |    |    |   |    |   |   |    |
| at S. Carolina  |        |      |     |    |    |    |    |    |   |    |   |   |    |
| OLE MISS        |        |      |     |    |    |    |    |    |   |    |   |   |    |
| at Auburn       |        |      |     |    |    |    |    |    |   |    |   |   |    |
| VANDERBILT      |        |      |     |    |    |    |    |    |   |    |   |   |    |
| at Texas A&M    |        |      |     |    |    |    |    |    |   |    |   |   |    |
| at Alabama      |        |      |     |    |    |    |    |    |   |    |   |   |    |
| MISSOURI        |        |      |     |    |    |    |    |    |   |    |   |   |    |
| at Florida      |        |      |     |    |    |    |    |    |   |    |   |   |    |
| LSU             |        |      |     |    |    |    |    |    |   |    |   |   |    |
| S. CAROLINA     |        |      |     |    |    |    |    |    |   |    |   |   |    |
| at Tennessee    |        |      |     |    |    |    |    |    |   |    |   |   |    |

## MISCELLANEOUS STATS

|                        | SEA. | CAR. |
|------------------------|------|------|
| DOUBLE-DIGIT POINTS:   | 6    | 9    |
| DOUBLE-DIGIT REBOUNDS: | 1    | 1    |
| DOUBLE-DOUBLES:        | 1    | 1    |
| 20-POINT GAMES:        | 1    | 1    |





# 23 MIKAL STARKS

6-0 • 1855 • JR. • MIAMI, FLA. • TR.-EASTERN FLORIDA COLLEGE • BUSINESS

## SEASON & CAREER HIGHS

| SEASON   |                     | CAREER   |
|--|---------------------|--|
| 2 vs. Arkansas (1/9/21)<br>2 vs. N. Georgia (12/2/20)      | <b>POINTS</b>       | 2 vs. Arkansas (1/9/21)<br>2 vs. N. Georgia (12/2/20)      |
| 2 vs. Arkansas (1/9/21)<br>2 vs. N. Georgia (12/2/20)      | <b>REBOUNDS</b>     | 2 vs. Arkansas (1/9/21)<br>2 vs. N. Georgia (12/2/20)      |
| 2 vs. Jacksonville (12/4/20)<br>2 vs. N. Georgia (12/2/20) | <b>ASSISTS</b>      | 2 vs. Jacksonville (12/4/20)<br>2 vs. N. Georgia (12/2/20) |
| -  | <b>BLOCKS</b>       | -  |
| 2 vs. Jacksonville (12/4/20)                               | <b>STEALS</b>       | 2 vs. Jacksonville (12/4/20)                               |
| 15 vs. Florida A&M (11/29/20)                              | <b>MINUTES</b>      | 15 vs. Florida A&M (11/29/20)                              |
| 1 vs. Arkansas (1/9/21)<br>1 vs. N. Georgia (12/2/20)      | <b>FGs MADE</b>     | 1 vs. Arkansas (1/9/21)<br>1 vs. N. Georgia (12/2/20)      |
| 3 vs. Arkansas (1/9/21)<br>3 vs. Montana (12/8/20)         | <b>FG ATTEMPTS</b>  | 3 vs. Arkansas (1/9/21)<br>3 vs. Montana (12/8/20)         |
| -  | <b>3FGs MADE</b>    | -  |
| -  | <b>3FG ATTEMPTS</b> | -  |
| -  | <b>FTs MADE</b>     | -  |
| -  | <b>FT ATTEMPTS</b>  | -  |

## 2020-21 HIGHLIGHTS:

- ◇ Impactful player on the defensive end of the floor.
- ◇ Missed three games – Cincinnati, Northeastern and Mississippi State – after suffering a thigh bruise against Samford.

## CAREER HIGHLIGHTS:

- ◇ **PRIOR TO UGA AT EFSC**, coached by Jeremy Shulman and played in 47 games with 26 starts over two seasons.
- ◇ Ranked as the No. 9 junior college recruit in the Class of 2020 by 247Sports.com.
- ◇ Notched seven double-figure scoring outputs, with a career-best of 15 twice as a sophomore.
- ◇ In 2018-19, helped Eastern Florida State to a 28-8 overall finish, a second straight Mid-Florida Conference title and a trip the “Elite Eight” round of the NJCAA Tournament.
- ◇ **PRIOR TO EFSC**, coached by Marcos Molina at Palmetto High School, where he led the Panthers to their first-ever Greater Miami Athletic Conference (GMAC) championship as a senior in 2018.

## ▶ GAME-BY-GAME LINESCORES

| Opponent        | FGs | 3FGs | FTs | OR | DR | RB | PF | PT | A | TO | B | S | MP |
|-----------------|-----|------|-----|----|----|----|----|----|---|----|---|---|----|
| FLORIDA A&M     | 0-0 | 0-0  | 0-0 | 0  | 1  | 1  | 0  | 0  | 0 | 0  | 0 | 0 | 5  |
| N. GEORGIA      | 1-2 | 0-0  | 0-0 | 0  | 2  | 2  | 2  | 2  | 2 | 0  | 0 | 0 | 15 |
| JACKSONVILLE    | 0-0 | 0-0  | 0-0 | 0  | 1  | 1  | 4  | 0  | 2 | 1  | 0 | 2 | 9  |
| MONTANA         | 0-3 | 0-0  | 0-0 | 0  | 0  | 0  | 3  | 0  | 1 | 1  | 0 | 1 | 13 |
| SAMFORD         | 0-1 | 0-0  | 0-0 | 0  | 1  | 1  | 0  | 0  | 0 | 0  | 0 | 0 | 4  |
| CINCINNATI      | DNP |      |     |    |    |    |    |    |   |    |   |   |    |
| NORTHEASTERN    | DNP |      |     |    |    |    |    |    |   |    |   |   |    |
| MISSISSIPPI ST. | DNP |      |     |    |    |    |    |    |   |    |   |   |    |
| at LSU          | 0-0 | 0-0  | 0-0 | 0  | 0  | 0  | 0  | 0  | 1 | 0  | 0 | 0 | 4  |
| at Arkansas     | 1-3 | 0-0  | 0-0 | 1  | 1  | 2  | 3  | 2  | 1 | 0  | 0 | 0 | 14 |
| AUBURN          | 0-0 | 0-0  | 0-0 | 0  | 1  | 1  | 2  | 0  | 0 | 0  | 0 | 0 | 2  |
| at Ole Miss     | DNP |      |     |    |    |    |    |    |   |    |   |   |    |
| KENTUCKY        |     |      |     |    |    |    |    |    |   |    |   |   |    |
| FLORIDA         |     |      |     |    |    |    |    |    |   |    |   |   |    |
| at S. Carolina  |     |      |     |    |    |    |    |    |   |    |   |   |    |
| OLE MISS        |     |      |     |    |    |    |    |    |   |    |   |   |    |
| at Auburn       |     |      |     |    |    |    |    |    |   |    |   |   |    |
| VANDERBILT      |     |      |     |    |    |    |    |    |   |    |   |   |    |
| at Texas A&M    |     |      |     |    |    |    |    |    |   |    |   |   |    |
| at Alabama      |     |      |     |    |    |    |    |    |   |    |   |   |    |
| MISSOURI        |     |      |     |    |    |    |    |    |   |    |   |   |    |
| at Florida      |     |      |     |    |    |    |    |    |   |    |   |   |    |
| LSU             |     |      |     |    |    |    |    |    |   |    |   |   |    |
| S. CAROLINA     |     |      |     |    |    |    |    |    |   |    |   |   |    |
| at Tennessee    |     |      |     |    |    |    |    |    |   |    |   |   |    |

## ▶ OVERALL CAREER STATISTICS

|               | GP-GS      | MP-Avg.       | FGs        | Pct.        | 3FGs       | Pct.        | FTs        | Pct.        | O+R=Tot.-Avg.    | PF-D        | A        | TO       | BL       | ST       | Pts.-Avg.    |
|---------------|------------|---------------|------------|-------------|------------|-------------|------------|-------------|------------------|-------------|----------|----------|----------|----------|--------------|
| 2020-21       | 8-0        | 66-8.3        | 2-9        | .222        | 0-0        | .000        | 0-0        | .000        | 1+7=8-1.0        | 14-0        | 7        | 2        | 0        | 3        | 4-0.5        |
| <b>TOTALS</b> | <b>8-0</b> | <b>66-8.3</b> | <b>2-9</b> | <b>.222</b> | <b>0-0</b> | <b>.000</b> | <b>0-0</b> | <b>.000</b> | <b>1+7=8-1.0</b> | <b>14-0</b> | <b>7</b> | <b>2</b> | <b>0</b> | <b>3</b> | <b>4-0.5</b> |

## ▶ SEC CAREER STATISTICS

|               | GP-GS      | MP-Avg.       | FGs        | Pct.        | 3FGs       | Pct.        | FTs        | Pct.        | O+R=Tot.-Avg.    | PF-D       | A        | TO       | BL       | ST       | Pts.-Avg.    |
|---------------|------------|---------------|------------|-------------|------------|-------------|------------|-------------|------------------|------------|----------|----------|----------|----------|--------------|
| 2020-21       | 3-0        | 20-6.7        | 1-3        | .333        | 0-0        | .000        | 0-0        | .000        | 1+2=3-1.0        | 5-0        | 2        | 0        | 0        | 0        | 2-0.7        |
| <b>TOTALS</b> | <b>3-0</b> | <b>20-6.7</b> | <b>1-3</b> | <b>.333</b> | <b>0-0</b> | <b>.000</b> | <b>0-0</b> | <b>.000</b> | <b>1+2=3-1.0</b> | <b>5-0</b> | <b>2</b> | <b>0</b> | <b>0</b> | <b>0</b> | <b>2-0.7</b> |

## MISCELLANEOUS STATS

|                        | SEA. | CAR. |
|------------------------|------|------|
| DOUBLE-DIGIT POINTS:   | 0    | 0    |
| DOUBLE-DIGIT REBOUNDS: | 0    | 0    |
| DOUBLE-DOUBLES:        | 0    | 0    |
| 20-POINT GAMES:        | 0    | 0    |



# 24 P.J. HORNE

6-6 • 230 • GR. • TIFTON, GA. • TR.-VIRGINIA TECH • NONPROFIT MANAGEMENT & LEADERSHIP

## SEASON & CAREER HIGHS

| SEASON  |                     | CAREER   |
|---|---------------------|--|
| 21 vs. Miss. St. (12/20/20)   | <b>POINTS</b>       | 21 vs. Miss. St. (12/20/20)  |
| 7 vs. LSU (1/6/21)<br>7 vs. Northeastern (12/22/20)   | <b>REBOUNDS</b>     | 7 vs. LSU (1/6/21)<br>7 vs. Northeastern (12/22/20)<br>7 vs. Notre Dame (3/7/20)<br>7 vs. Michigan State (11/25/19)<br>7 vs. Clemson (11/5/19)<br>7 vs. Miami (2/3/18) |
| 2 vs. Montana (12/8/20)   | <b>ASSISTS</b>      | 3 vs. St. Francis (Pa.) (11/24/18)   |
| 2 vs. Samford (12/12/10)  | <b>BLOCKS</b>       | 2 Eight times, most recently vs. Samford (12/12/20)  |
| 4 vs. Northeastern (12/22/20)   | <b>STEALS</b>       | 5 vs. Clemson (3/4/20)   |
| 40 vs. LSU (1/6/21)   | <b>MINUTES</b>      | 43 vs. N. Carolina (1/22/20)   |
| 7 vs. Miss. St. (12/20/20)  | <b>FGs MADE</b>     | 7 vs. Miss. St. (12/20/20)   |
| 13 vs. Miss. St. (12/20/20)   | <b>FG ATTEMPTS</b>  | 13 vs. Miss. St. (12/20/20)<br>13 vs. Duke (12/6/19)   |
| 5 vs. Miss. St. (12/20/20)  | <b>3FGs MADE</b>    | 5 vs. Miss. St. (12/20/20)   |
| 11 vs. LSU (1/6/21)   | <b>3FG ATTEMPTS</b> | 11 vs. LSU (1/6/21)  |
| 2 vs. Miss. St. (12/20/20)<br>2 vs. Jacksonville (12/4/20)<br>2 vs. Florida A&M (11/29/20)  | <b>FTs MADE</b>     | 4 vs. Clemson (2/21/18)<br>4 vs. N.C. A&T (12/28/17)<br>4 vs. Iowa (11/28/17)  |
| 2 vs. Miss. St. (12/20/20)<br>2 vs. Northeastern (12/22/20)<br>2 vs. Samford (12/12/20)<br>2 vs. Jacksonville (12/4/20)<br>2 vs. N. Georgia (12/2/20)<br>2 vs. Florida A&M (11/29/20) | <b>FT ATTEMPTS</b>  | 7 vs. Miami (2/3/18)   |

## 2020-21 HIGHLIGHTS:

- ◇ A consistent double-digit scorer in non-conference action, scoring between 10-13 points five times.
- ◇ Exploded for a career-high 21 points in the SEC opener against Mississippi State, which also produced career-bests for both field goals (7) and 3-pointers (5).
- ◇ After recording 14 double-digit scoring outputs in 89 games at Virginia Tech, has eight in 12 outings as a Bulldog.

## CAREER HIGHLIGHTS:

- ◇ **PRIOR TO UGA AT VIRGINIA TECH**, played in 89 games, with 35 starts, and tallied 467 points – with 14 total double-figure scoring outputs – and 265 boards.
- ◇ Helped Tech earn NCAA bids in 2018 and 2019, including a trip to the “Sweet 16” as a sophomore.
- ◇ **AS A JUNIOR IN 2019-20**, started 30 of 32 games, the second-highest on the roster, and averaged 7.6 points and 4.2 rebounds.
- ◇ Increased his production by eye-catching numbers. Remarkably, went from making a single 3-pointer as a sophomore to 44 as a junior and upped his averages for scoring (+4.3 ppg) and rebounding (+2.0 rpg).
- ◇ Paced the Hokies offensively in the final two regular-season games, 17 points at Clemson and 14 at Notre Dame.
- ◇ **AS A SOPHOMORE IN 2018-19**, Logged action in 29 games and averaged 3.3 points – while shooting a team-best 57.5 percent of his FGs.
- ◇ **AS A FRESHMAN IN 2017-18**, played in 28 games and scored a season-high 16

## ▶ GAME-BY-GAME LINESCORES

| Opponent        | FGs    | 3FGs | FTs | OR | DR | RB | PF | PT | A | TO | B | S | MP |
|-----------------|--------|------|-----|----|----|----|----|----|---|----|---|---|----|
| FLORIDA A&M     | * 1-3  | 1-3  | 2-2 | 1  | 1  | 2  | 2  | 5  | 1 | 0  | 0 | 0 | 20 |
| N. GEORGIA      | * 5-8  | 2-5  | 1-2 | 0  | 0  | 0  | 2  | 13 | 0 | 1  | 0 | 1 | 24 |
| JACKSONVILLE    | * 4-9  | 2-6  | 2-2 | 3  | 3  | 6  | 2  | 12 | 0 | 0  | 0 | 1 | 27 |
| MONTANA         | * 4-6  | 2-3  | 0-0 | 3  | 2  | 5  | 3  | 10 | 2 | 2  | 0 | 1 | 21 |
| SAMFORD         | * 4-10 | 1-7  | 1-2 | 3  | 3  | 6  | 1  | 10 | 0 | 1  | 2 | 1 | 34 |
| CINCINNATI      | * 1-2  | 0-1  | 0-0 | 2  | 2  | 4  | 2  | 2  | 0 | 0  | 0 | 0 | 22 |
| NORTHEASTERN    | * 4-9  | 2-5  | 1-2 | 5  | 2  | 7  | 1  | 11 | 1 | 0  | 1 | 4 | 26 |
| MISSISSIPPI ST. | * 7-13 | 5-10 | 2-2 | 1  | 0  | 1  | 3  | 21 | 0 | 1  | 0 | 0 | 29 |
| at LSU          | * 4-12 | 3-11 | 0-0 | 1  | 6  | 7  | 4  | 11 | 0 | 1  | 1 | 1 | 39 |
| at Arkansas     | * 4-6  | 2-4  | 0-0 | 0  | 5  | 5  | 2  | 10 | 0 | 0  | 0 | 1 | 36 |
| AUBURN          | * 2-3  | 1-2  | 0-0 | 2  | 1  | 3  | 3  | 5  | 0 | 0  | 0 | 0 | 27 |
| at Ole Miss     | * 1-3  | 1-3  | 2-2 | 1  | 2  | 3  | 2  | 5  | 1 | 0  | 0 | 1 | 30 |
| KENTUCKY        |        |      |     |    |    |    |    |    |   |    |   |   |    |
| FLORIDA         |        |      |     |    |    |    |    |    |   |    |   |   |    |
| at S. Carolina  |        |      |     |    |    |    |    |    |   |    |   |   |    |
| OLE MISS        |        |      |     |    |    |    |    |    |   |    |   |   |    |
| at Auburn       |        |      |     |    |    |    |    |    |   |    |   |   |    |
| VANDERBILT      |        |      |     |    |    |    |    |    |   |    |   |   |    |
| at Texas A&M    |        |      |     |    |    |    |    |    |   |    |   |   |    |
| at Alabama      |        |      |     |    |    |    |    |    |   |    |   |   |    |
| MISSOURI        |        |      |     |    |    |    |    |    |   |    |   |   |    |
| at Florida      |        |      |     |    |    |    |    |    |   |    |   |   |    |
| LSU             |        |      |     |    |    |    |    |    |   |    |   |   |    |
| S. CAROLINA     |        |      |     |    |    |    |    |    |   |    |   |   |    |
| at Tennessee    |        |      |     |    |    |    |    |    |   |    |   |   |    |

against Iowa when he knocked down 6-of-7 shots from the floor and 4-of-6 trips to the line.

- ◇ **PRIOR TO VT**, coached by Eric Holland at Tift County High
- ◇ As a four-year starter, helped the Blue Devils compile a combined 110-10 record during his four seasons, including a pair of state championships in as a freshman (Class 6A in 2014) and a senior (Class 7A in 2017).

## ▶ OVERALL CAREER STATISTICS

|               | GP-GS         | MP-Avg.          | FGs            | Pct.        | 3FGs          | Pct.        | FTs          | Pct.        | O+R=Tot.-Avg.          | PF-D         | A         | TO        | BL        | ST        | Pts.-Avg.      |
|---------------|---------------|------------------|----------------|-------------|---------------|-------------|--------------|-------------|------------------------|--------------|-----------|-----------|-----------|-----------|----------------|
| 2017-18       | 28-1          | 327-11.7         | 49-83          | .590        | 2-6           | .333        | 28-42        | .667        | 31+36=67-2.4           | 40-2         | 2         | 18        | 7         | 4         | 128-4.6        |
| 2018-19       | 29-4          | 378-13.0         | 42-74          | .568        | 1-8           | .125        | 12-16        | .750        | 32+33=65-2.2           | 49-0         | 10        | 26        | 8         | 5         | 97-3.3         |
| 2019-20       | 32-30         | 896-28.0         | 92-206         | .447        | 45-129        | .349        | 13-22        | .591        | 25+108=133-4.2         | 71-1         | 11        | 29        | 21        | 23        | 242-7.6        |
| 2020-21       | 12-12         | 335-27.9         | 41-84          | .488        | 22-60         | .367        | 11-14        | .786        | 22+27=49-4.1           | 27-0         | 5         | 6         | 4         | 11        | 115-9.6        |
| <b>TOTALS</b> | <b>101-47</b> | <b>1936-19.2</b> | <b>224-447</b> | <b>.501</b> | <b>70-203</b> | <b>.345</b> | <b>64-94</b> | <b>.681</b> | <b>110+204=314-3.1</b> | <b>187-3</b> | <b>28</b> | <b>79</b> | <b>40</b> | <b>43</b> | <b>582-5.8</b> |

## ▶ SEC CAREER STATISTICS

|               | GP-GS      | MP-Avg.         | FGs          | Pct.        | 3FGs         | Pct.        | FTs        | Pct.         | O+R=Tot.-Avg.      | PF-D        | A        | TO       | BL       | ST       | Pts.-Avg.      |
|---------------|------------|-----------------|--------------|-------------|--------------|-------------|------------|--------------|--------------------|-------------|----------|----------|----------|----------|----------------|
| 2020-21       | 5-5        | 161-32.2        | 18-37        | .486        | 12-30        | .400        | 4-4        | 1.000        | 5+14=19-3.8        | 14-0        | 1        | 2        | 1        | 3        | 52-10.4        |
| <b>TOTALS</b> | <b>5-5</b> | <b>161-32.2</b> | <b>18-37</b> | <b>.486</b> | <b>12-30</b> | <b>.400</b> | <b>4-4</b> | <b>1.000</b> | <b>5+14=19-3.8</b> | <b>14-0</b> | <b>1</b> | <b>2</b> | <b>1</b> | <b>3</b> | <b>52-10.4</b> |

## MISCELLANEOUS STATS

|                        | SEA. | CAR. |
|------------------------|------|------|
| DOUBLE-DIGIT POINTS:   | 8    | 22   |
| DOUBLE-DIGIT REBOUNDS: | 0    | 0    |
| DOUBLE-DOUBLES:        | 0    | 0    |
| 20-POINT GAMES:        | 1    | 1    |



# 25 TYRON McMILLAN

6-9 • 220 • JR. • NEW ORLEANS, LA. • TR.-KILGORE (TEXAS) COLLEGE • SOCIOLOGY

## SEASON & CAREER HIGHS

| SEASON                        |                     | CAREER                        |
|-------------------------------|---------------------|-------------------------------|
| 6 vs. N. Georgia (12/2/20)    | <b>POINTS</b>       | 6 vs. N. Georgia (12/2/20)    |
| 8 vs. N. Georgia (12/2/20)    | <b>REBOUNDS</b>     | 8 vs. N. Georgia (12/2/20)    |
| 1 vs. Cincinnati (12/19/20)   | <b>ASSISTS</b>      | 1 vs. Cincinnati (12/19/20)   |
| 1 vs. Northeastern (12/22/20) | <b>BLOCKS</b>       | 1 vs. Northeastern (12/22/20) |
| 1 vs. Samford (12/12/20)      | <b>BLOCKS</b>       | 1 vs. Samford (12/12/20)      |
| 1 vs. Montana (12/8/20)       |                     | 1 vs. Montana (12/8/20)       |
| 1 vs. N. Georgia (12/2/20)    |                     | 1 vs. N. Georgia (12/2/20)    |
| 15 vs. Samford (12/12/20)     | <b>MINUTES</b>      | 15 vs. Samford (12/12/20)     |
| 2 vs. Florida A&M (11/29/20)  | <b>FGs MADE</b>     | 2 vs. Florida A&M (11/29/20)  |
| 4 vs. Florida A&M (11/29/20)  | <b>FG ATTEMPTS</b>  | 4 vs. Florida A&M (11/29/20)  |
| -                             | <b>3FGs MADE</b>    | -                             |
| -                             | <b>3FG ATTEMPTS</b> | -                             |
| 4 vs. N. Georgia (12/2/20)    | <b>FTs MADE</b>     | 4 vs. N. Georgia (12/2/20)    |
| 4 vs. N. Georgia (12/2/20)    | <b>FT ATTEMPTS</b>  | 4 vs. N. Georgia (12/2/20)    |

## 2020-21 HIGHLIGHTS:

- ◇ Started against Samford when Toumani Camara was held out of action with a lower body injury.
- ◇ Active against North Georgia, scoring six points and grabbing eight boards in 13 minutes of PT.
- ◇ Earned his second start of the season against Auburn in Athens.

## CAREER HIGHLIGHTS:

- ◇ **PRIOR TO UGA**, coached by Brian Hoberecht at Kilgore during the 2018-19 and 2019-20 seasons.
- ◇ Ranked as the No. 11 junior college prospect in the nation by 247Sports.com, as well as the No. 21 prospect by jucorecruiting.com.
- ◇ Did not play during 2018-19 and retained his freshman year of eligibility.

## ▶ GAME-BY-GAME LINESCORES

| Opponent        | FGs   | 3FGs | FTs | OR | DR | RB | PF | PT | A | TO | B | S | MP |
|-----------------|-------|------|-----|----|----|----|----|----|---|----|---|---|----|
| FLORIDA A&M     | 2-4   | 0-0  | 1-2 | 1  | 0  | 1  | 1  | 5  | 0 | 1  | 0 | 0 | 13 |
| N. GEORGIA      | 1-3   | 0-0  | 4-4 | 1  | 7  | 8  | 0  | 6  | 0 | 1  | 0 | 1 | 13 |
| JACKSONVILLE    | 1-1   | 0-0  | 2-2 | 1  | 3  | 4  | 3  | 4  | 0 | 1  | 0 | 0 | 10 |
| MONTANA         | 0-0   | 0-0  | 0-0 | 0  | 1  | 1  | 0  | 0  | 0 | 0  | 0 | 1 | 5  |
| SAMFORD         | * 1-1 | 0-0  | 0-0 | 1  | 3  | 4  | 0  | 2  | 0 | 0  | 0 | 1 | 15 |
| CINCINNATI      | 1-2   | 0-0  | 0-0 | 0  | 1  | 1  | 2  | 2  | 1 | 0  | 0 | 0 | 7  |
| NORTHEASTERN    | 1-2   | 0-0  | 0-0 | 0  | 1  | 1  | 0  | 2  | 0 | 1  | 1 | 0 | 11 |
| MISSISSIPPI ST. | 1-3   | 0-0  | 1-2 | 0  | 2  | 2  | 2  | 3  | 0 | 0  | 0 | 0 | 8  |
| at LSU          | 0-0   | 0-0  | 0-0 | 0  | 0  | 0  | 2  | 0  | 0 | 0  | 0 | 0 | 3  |
| at Arkansas     | 0-1   | 0-0  | 0-0 | 0  | 0  | 0  | 0  | 0  | 0 | 2  | 0 | 0 | 2  |
| AUBURN          | * 1-2 | 0-0  | 0-2 | 0  | 0  | 0  | 1  | 2  | 0 | 0  | 0 | 0 | 10 |
| at Ole Miss     | 0-0   | 0-0  | 0-0 | 0  | 0  | 0  | 0  | 0  | 0 | 0  | 0 | 0 | 2  |
| KENTUCKY        |       |      |     |    |    |    |    |    |   |    |   |   |    |
| FLORIDA         |       |      |     |    |    |    |    |    |   |    |   |   |    |
| at S. Carolina  |       |      |     |    |    |    |    |    |   |    |   |   |    |
| OLE MISS        |       |      |     |    |    |    |    |    |   |    |   |   |    |
| at Auburn       |       |      |     |    |    |    |    |    |   |    |   |   |    |
| VANDERBILT      |       |      |     |    |    |    |    |    |   |    |   |   |    |
| at Texas A&M    |       |      |     |    |    |    |    |    |   |    |   |   |    |
| at Alabama      |       |      |     |    |    |    |    |    |   |    |   |   |    |
| MISSOURI        |       |      |     |    |    |    |    |    |   |    |   |   |    |
| at Florida      |       |      |     |    |    |    |    |    |   |    |   |   |    |
| LSU             |       |      |     |    |    |    |    |    |   |    |   |   |    |
| S. CAROLINA     |       |      |     |    |    |    |    |    |   |    |   |   |    |
| at Tennessee    |       |      |     |    |    |    |    |    |   |    |   |   |    |

- ◇ Started 27 of 29 games in 2019-20 and named honorable mention All-Region 14 after averaging 10.4 points and 5.7 boards for the Rangers, who finished 21-9.
- ◇ Notched 15 double-figure scoring outputs, with a pair of 20-point outputs.
- ◇ **PRIOR TO KILGORE**, coached by Larry Skinner at Benjamin Davis High School in Houston.
- ◇ Named All-District 16, 6A as both a junior and a senior, earning first-team recognition as a senior and second-team status as a junior.

## ▶ OVERALL CAREER STATISTICS

|               | GP-GS       | MP-Avg.       | FGs         | Pct.        | 3FGs       | Pct.        | FTs         | Pct.        | O+R=Tot.-Avg.      | PF-D        | A        | TO       | BL       | ST       | Pts.-Avg.     |
|---------------|-------------|---------------|-------------|-------------|------------|-------------|-------------|-------------|--------------------|-------------|----------|----------|----------|----------|---------------|
| 2020-21       | 12-2        | 99-8.3        | 9-19        | .474        | 0-0        | .000        | 8-12        | .667        | 4+18=22-1.8        | 11-0        | 1        | 6        | 1        | 3        | 26-2.2        |
| <b>TOTALS</b> | <b>12-2</b> | <b>99-8.3</b> | <b>9-19</b> | <b>.474</b> | <b>0-0</b> | <b>.000</b> | <b>8-12</b> | <b>.667</b> | <b>4+18=22-1.8</b> | <b>11-0</b> | <b>1</b> | <b>6</b> | <b>1</b> | <b>3</b> | <b>26-2.2</b> |

## ▶ SEC CAREER STATISTICS

|               | GP-GS      | MP-Avg.       | FGs        | Pct.        | 3FGs       | Pct.        | FTs        | Pct.        | O+R=Tot.-Avg.    | PF-D       | A        | TO       | BL       | ST       | Pts.-Avg.    |
|---------------|------------|---------------|------------|-------------|------------|-------------|------------|-------------|------------------|------------|----------|----------|----------|----------|--------------|
| 2020-21       | 5-1        | 25-5.0        | 2-6        | .333        | 0-0        | .000        | 1-4        | .250        | 0+2=2-0.4        | 5-0        | 0        | 2        | 0        | 0        | 5-1.0        |
| <b>TOTALS</b> | <b>5-1</b> | <b>25-5.0</b> | <b>2-6</b> | <b>.333</b> | <b>0-0</b> | <b>.000</b> | <b>1-4</b> | <b>.250</b> | <b>0+2=2-0.4</b> | <b>5-0</b> | <b>0</b> | <b>2</b> | <b>0</b> | <b>0</b> | <b>5-1.0</b> |

## MISCELLANEOUS STATS

|                        | SEA. | CAR. |
|------------------------|------|------|
| DOUBLE-DIGIT POINTS:   | 0    | 0    |
| DOUBLE-DIGIT REBOUNDS: | 0    | 0    |
| DOUBLE-DOUBLES:        | 0    | 0    |
| 20-POINT GAMES:        | 0    | 0    |

**▶ 2020-21 GEORGIA ROSTER**

| NO. | NAME            | HT.  | WT. | POS. | CL.-EXP. | HOMETOWN / PREVIOUS SCHOOL                            |
|-----|-----------------|------|-----|------|----------|---|
| 0   | K.D. Johnson    | 6-1  | 190 | B    | Fr.-HS   | Atlanta, Ga. / Hargrave (Va.) Military Academy        |
| 2   | Sahvir Wheeler  | 5-10 | 180 | B    | So.-1L   | Houston, Texas / Houston Christian High School        |
| 3   | Christian Brown | 6-6  | 215 | B    | So.-1L   | Hopkins, S.C. / Oak Hill (Va.) Academy                |
| 4   | Andrew Garcia   | 6-6  | 225 | B    | Gr.-Tr.  | Bergenfield, N.J. / Tr.-Stony Brook                   |
| 5   | Justin Kier     | 6-5  | 190 | B    | Gr.-Tr.  | Grottoes, Va. / Tr.-George Mason                      |
| 10  | Toumani Camara  | 6-8  | 220 | B    | So.-1L   | Brussels, Belgium / Chaminade-Madonna (Fla.) Prep     |
| 11  | Jaxon Etter     | 6-4  | 200 | B    | So.-1L   | Woodstock, Ga. / Etowah High School                   |
| 12  | Josh Taylor     | 6-9  | 215 | B    | Fr.-HS   | Atlanta, Ga. / Norcross High School                   |
| 13  | Jonathan Ned    | 6-9  | 215 | B    | Jr.-Tr.  | Brentwood, Calif. / Tr.-Eastern Florida State College |
| 14  | Tye Fagan       | 6-3  | 195 | B    | Jr.-2L   | Logtown, Ga. / Upson-Lee High School                  |
| 23  | Mikal Starks    | 6-0  | 185 | B    | Jr.-Tr.  | Miami, Fla. / Tr.-Eastern Florida State College       |
| 24  | P.J. Horne      | 6-6  | 230 | B    | Gr.-Tr.  | Tifton, Ga. / Tr.-Virginia Tech                       |
| 25  | Tyron McMillan  | 6-9  | 220 | B    | So.-Tr.  | New Orleans, La. / Tr.-Kilgore (Texas) College        |

**Head Coach:** Tom Crean (Central Michigan '89)

**Assistant Coaches:** Steve McClain (Chadron St. '84);

Chad Dollar (Milligan '96); John Linehan (Providence '02)

**Director of Player Development:** Brian Fish (Marshall '89)

**Director of Basketball Operations:** Jake Thelen (Bellarmine '15)

**Strength & Conditioning:** Sean Hayes (Springfield '96)

**Athletic Trainer:** Lance Schuemann (Florida '07)

**Graduate Managers:** James Cambronne (Saint Michael's '15);

Peter Fusilero (Kansas '19); Sean O'Brien (Southern Illinois '17);

Joe Rogers (Georgia '19)

**PRO-NUN-SEE-Ā-SHUN GUY'D**

5 Justin **KIER** (ky-er)

10 **TOUMANI** (Too-mah-knee) **CAMARA** (Cuh-mahr-uh)

11 **JAXON** (Jack-son) **ETTER** (eh-tuhr)

15 **SAHVIR** (SAH-veer) Wheeler

23 **MIKAL** (Michael) Starks

25 **TYRON** (Ty-ron) **McMILLAN** (mic-mill-uhn)

**▶ 2020-21 GEORGIA SPOTTER'S CHART**



**Tom Crean**  
Head Coach  
3rd Season



**0 K. D. Johnson**  
6-1 / 190 / Fr.  
Atlanta, Ga



**2 Sahvir Wheeler**  
5-10 / 180 / Soph.  
Houston, Texas



**3 Christian Brown**  
6-6 / 215 / Soph.  
Hopkins, S.C.



**4 Andrew Garcia**  
6-6 / 225 / Gr.  
Bergenfield, N.J.



**5 Justin Kier**  
6-5 / 190 / Gr.  
Grottoes, Va.



**10 Toumani Camara**  
6-8 / 220 / Soph.  
Brussels, Belgium



**11 Jaxon Etter**  
6-4 / 200 / Soph.  
Woodstock, Ga.



**12 Josh Taylor**  
6-9 / 215 / Fr.  
Atlanta, Ga.



**13 Jonathan Ned**  
6-9 / 215 / Jr.  
Brentwood, Calif.



**15 Tye Fagan**  
6-3 / 195 / Jr.  
Logtown, Ga.



**23 Mikal Starks**  
6-0 / 185 / Jr.  
Miami, Fla.



**24 P.J. Horne**  
6-6 / 230 / Gr.  
Tifton, Ga.



**25 Tyron McMillan**  
6-9 / 220 / Soph.  
New Orleans, La.



**Steve McClain**  
Assistant Coach  
1st Season



**Chad Dollar**  
Assistant Coach  
2nd Season



**John Linehan**  
Assistant Coach  
2nd Season



**Brian Fish**  
Player Development  
2nd Season



**Michael Curry**  
Player Development  
2nd Season



**Jake Thelen**  
Basketball Ops  
3rd Season



**Tim Dather**  
Basketball Strategy  
1st Season



**Sean Hayes**  
Strength & Cond.  
10th Season



**Lance Schuemann**  
Athletic Trainer  
3rd Season



**NO. 0 K.D. JOHNSON**

**6-1 • 190 • FR. • ATLANTA, GA. • ENTERTAINMENT & MEDIA STUDIES**

- Consensus top-100 recruit, ranked No. 73 nationally by ESPN.com
- The sixth top-100 recruit signed by UGA by Tom Crean...vs. 6 in previous 12 seasons prior to his arrival.
- Named Georgia's 5A Player of the Year in 2019 while at Southwest DeKalb HS
- Scored 21 points in debut vs. Auburn...third-most ever by UGA freshman behind D. Wilkins and A. Edwards.

|         | MPG  | PPG  | RPG | APG | BPG | SPG | FG   | 3FG  | FT   |
|---------|------|------|-----|-----|-----|-----|------|------|------|
| 2020-21 | 25.5 | 17.5 | 3.5 | 1.0 | 1.0 | 2.0 | .519 | .667 | .333 |
| CAREER  | 25.5 | 17.5 | 3.5 | 1.0 | 1.0 | 2.0 | .519 | .667 | .333 |

Career Highs: 21 points, 7 boards, 4 assists, 2 blocks, 4 steals



**NO. 2 SAHVIR WHEELER**

**5-10 • 180 • SOPH. • HOUSTON, TEXAS • FINANCE**

- Tabbed co-MVP of the Big Baller Brand All-America game after notching 34 points and eight assists.
- Consensus top-100 prospect in class of 2019, with highest ranking of No. 79 by ESPN.
- Has 4 point-assist double-doubles, equaling the second-most in the SEC in the 2000s in just 9 games.
- Ranked No. 5 nationally in assists per game and leads the SEC by 2.1 apg more than any other player.

|         | MPG  | PPG  | RPG | APG | BPG | SPG | FG   | 3FG  | FT   |
|---------|------|------|-----|-----|-----|-----|------|------|------|
| 2020-21 | 33.8 | 14.5 | 3.5 | 7.4 | 0.0 | 1.8 | .393 | .282 | .745 |
| CAREER  | 29.2 | 10.6 | 2.7 | 5.3 | 0.0 | 1.1 | .438 | .303 | .715 |

Career Highs: 24 points, 6 boards, 12 assists, – blocks, 3 steals



**NO. 3 CHRISTIAN BROWN**

**6-6 • 215 • SOPH. • HOPKINS, S.C. • BUSINESS**

- Averaged 12.4 ppg, 4.4 rpg and 1.4 spg at Oak Hill in 2018-19, helping Warriors to 31-5 finish.
- Consensus top-100 recruit with ranking of No. 64 by ESPN and rivals.com
- Though small sample size, shot a team-best 38.9 percent from 3-point range in 2019-20.
- Posted his first double-digit scoring output (10 points) in SEC play against Mississippi State.

|         | MPG  | PPG | RPG | APG | BPG | SPG | FG   | 3FG  | FT   |
|---------|------|-----|-----|-----|-----|-----|------|------|------|
| 2020-21 | 13.6 | 5.5 | 3.5 | 0.1 | 0.3 | 0.7 | .412 | .267 | .667 |
| CAREER  | 10.8 | 4.0 | 2.2 | 0.1 | 0.2 | 0.6 | .455 | .333 | .632 |

Career Highs: 14 points, 8 boards, 1 assist, 2 blocks, 2 steals



**NO. 4 ANDREW GARCIA**

**6-6 • 225 • GR. • BERGENFIELD, N.J. • SPORT MANAGEMENT**

- Represented the Dominican Republic at the 2015 Nike Global Challenge, averaging 19.33 ppg to earn a spot on the All-Tourney team along current NBA players T. Young, J. Vanderbilt, J. Okogie and M. Bridges.
- Played in 77 games over three seasons and scored 780 points, a 10.1 ppg average.
- Earned America East accolades in 2019-20 (second-team All-AEC) and 2018-19 (Sixth Man of the Year).

|         | MPG  | PPG  | RPG | APG | BPG | SPG | FG   | 3FG  | FT   |
|---------|------|------|-----|-----|-----|-----|------|------|------|
| 2020-21 | 17.8 | 9.5  | 4.6 | 0.7 | 0.3 | 0.7 | .582 | .250 | .778 |
| CAREER  | 23.1 | 10.1 | 5.3 | 1.1 | 0.2 | 0.9 | .466 | .300 | .743 |

Career Highs: 24 points, 12 boards, 5 assists, 2 blocks, 5 steals



**NO. 5 JUSTIN KIER**

**6-5 • 190 • FR. • GROTTUES, VA. • HOUSING MANAGEMENT & POLICY**

- Three-time all-state performer at Spotswood HS, helping the Blazers to a 108-10 record over 4 seasons.
- Started 93 of 99 GP at George Mason from 2016-19 before missing all but nine games of the 2019-20 season with a right foot stress fracture.
- One of only 11 D-I players average more than 14.0 ppg, 6.0 rpg, 2.5 apg and 1.5 spg during 2018-19.

|         | MPG  | PPG  | RPG | APG | BPG | SPG | FG   | 3FG  | FT   |
|---------|------|------|-----|-----|-----|-----|------|------|------|
| 2020-21 | 32.3 | 10.8 | 3.8 | 3.1 | 0.0 | 2.0 | .446 | .404 | .720 |
| CAREER  | 31.2 | 10.4 | 5.0 | 2.1 | 0.2 | 1.2 | .456 | .352 | .767 |

Career Highs: 32 points, 14 boards, 9 assists, 2 blocks, 6 steals



**NO. 10 TOUMANI CAMARA**

**6-8 • 220 • SOPH. • BRUSSELS, BELGIUM • SPORT MANAGEMENT**

- Helped Belgium reach the quarterfinals of the 2016 European U16 Championships.
- Ranked as one of the nation's top-100 recruits, including No. 97 by 247Sports.com composite.
- After posting 1 double-digit scoring output in the first 16 games of 2019-20...has recorded 17 double-figure performances in his next 27 outings...with a career-high 19 against N. Georgia, Jacksonville and Cincy.

|         | MPG  | PPG  | RPG | APG | BPG | SPG | FG   | 3FG  | FT   |
|---------|------|------|-----|-----|-----|-----|------|------|------|
| 2020-21 | 28.5 | 14.0 | 7.3 | 1.7 | 1.0 | 1.5 | .480 | .219 | .592 |
| CAREER  | 25.1 | 8.5  | 5.1 | 0.9 | 0.7 | 0.8 | .488 | .197 | .612 |

Career Highs: 19 points, 17 boards, 4 assists, 2 blocks, 3 steals



**NO. 11 JAXON ETTER**

**6-4 • 200 • SOPH. • WOODSTOCK, GA. • FINANCE**

- Born and raised a Bulldog fan who says playing for UGA "was something I never fathomed growing up."
- Scored 1,505 points and named All-State as both a junior and a senior at Etowah.
- Named MVP of the 2019 Georgia Athletic Coaches Association (GACA) North-South game with 23 points.
- Gave UGA its first lead – and the lead for good – with a layup at the 1:17 mark of the Samford game.

|         | MPG | PPG | RPG | APG | BPG | SPG | FG   | 3FG  | FT    |
|---------|-----|-----|-----|-----|-----|-----|------|------|-------|
| 2020-21 | 3.8 | 0.8 | 0.4 | 0.0 | 0.0 | 0.0 | .667 | .000 | 1.000 |
| CAREER  | 2.9 | 0.4 | 0.3 | 0.0 | 0.0 | 0.1 | .500 | .000 | .000  |

Career Highs: 2 points, 2 boards, – assists, – blocks, 1 steal



**NO. 12 JOSH TAYLOR**

**6-9 • 215 • FR. • ATLANTA, GA. • BUSINESS**

- A consensus three-star recruit ranked as high as the nation's No. 128 prospect by 247Sports.com.
- Helped Greensboro Day School compile a 30-5 record en route to winning the 2019 N.C. Independent School Athletic Association (NCISSA) Class 4A State Tournament.
- At Norcross HS in 2019, one of 3 Gwinnett County players to average a double-double (11.7 ppg, 10.7 rpg).

|         | MPG | PPG | RPG | APG | BPG | SPG | FG   | 3FG  | FT   |
|---------|-----|-----|-----|-----|-----|-----|------|------|------|
| 2020-21 | 3.3 | 0.3 | 1.8 | 0.0 | 0.2 | 0.2 | .250 | .000 | .000 |
| CAREER  | 3.3 | 0.3 | 1.8 | 0.0 | 0.2 | 0.2 | .250 | .000 | .000 |

Career Highs: 2 points, 5 boards, – assists, 1 block, 1 steal



**NO. 13 JONATHAN NED**

**6-9 • 215 • JR. • BRENTWOOD, CALIF. • MANAGEMENT**

- Named MVP of the Bay Valley Athletic League (BVAL) and tabbed first-team All-Bay Area in 2017 and 2018.
- Rated as the No. 15 junior college recruit in the nation by 247Sports.com.
- Started 28 of 63 games played at Eastern Florida State and scored 612 points, an average of 9.7 ppg.
- Earned second-team All-Mid-Florida Conference honors as a sophomore in 2019-20.

|         | MPG | PPG | RPG | APG | BPG | SPG | FG   | 3FG  | FT   |
|---------|-----|-----|-----|-----|-----|-----|------|------|------|
| 2020-21 | 7.3 | 1.7 | 1.6 | 0.2 | 0.2 | 0.2 | .368 | .250 | .000 |
| CAREER  | 7.3 | 1.7 | 1.6 | 0.2 | 0.2 | 0.2 | .368 | .250 | .000 |

Career Highs: 7 points, 4 boards, 1 assist, 1 block, 2 steals



**NO. 14 TYE FAGAN**

**6-3 • 195 • JR. • LOGTOWN, GA. • PSYCHOLOGY**

- 2017 and 2018 Georgia 4A Player of the Year after leading Upson-Lee to undefeated state title campaigns.
- Went exactly 1,000 days between last loss in high school (2/17/16) and first loss at UGA (11/13/18).
- Named SEC Player of the Week after first career double-double (21 pts., 10 rebs.) vs. FAMU.
- In 9 double-figure games outings at UGA, has connected on 72.7 pct. (56-of-77) of his FGs.

|         | MPG  | PPG  | RPG | APG | BPG | SPG | FG   | 3FG  | FT   |
|---------|------|------|-----|-----|-----|-----|------|------|------|
| 2020-21 | 23.8 | 10.3 | 5.0 | 1.4 | 0.2 | 0.4 | .587 | .267 | .579 |
| CAREER  | 13.4 | 4.4  | 2.2 | 0.7 | 0.2 | 0.3 | .557 | .283 | .679 |

Career Highs: 21 points, 10 boards, 4 assists, 2 blocks, 2 steals



**NO. 23 MIKAL STARKS**

**6-0 • 185 • JR. • MIAMI, FLA. • BUSINESS**

- Led Palmetto HS to first-ever Greater Miami Athletic Conference (GMAC) title as a senior in 2018.
- Ranked as the No. 9 junior college recruit in the Class of 2020 by 247Sports.com.
- Helped Eastern Florida compile a 50-19 record over two seasons and reach 2018 NJCAA "Elite Eight."
- Missed Cincy, Northeastern and Miss. St. games after suffering thigh bruise during Samford contest.

|         | MPG | PPG | RPG | APG | BPG | SPG | FG   | 3FG  | FT   |
|---------|-----|-----|-----|-----|-----|-----|------|------|------|
| 2020-21 | 8.3 | 0.5 | 0.9 | 0.9 | 0.0 | 0.4 | .222 | .000 | .000 |
| CAREER  | 8.3 | 0.5 | 0.9 | 0.9 | 0.0 | 0.4 | .222 | .000 | .000 |

Career Highs: 2 points, 2 boards, 2 assists, – blocks, 2 steals



**NO. 24 P.J. HORNE**

**6-6 • 230 • GR. • TIFTON, GA. • NONPROFIT MANAGEMENT & LEADERSHIP**

- As a four-year starter, helped Tift County HS compile a combined 110-10 record over four seasons, highlighted by a pair of state titles in as a freshman (Class 6A in 2014) and a senior (Class 7A in 2017).
- Helped Virginia Tech earn NCAA bids in 2018 and 2019, including reaching the "Sweet 16" as a sophomore.
- Started 30 of 32 GP last season at VT and made 44 3-pointers...after making just 1 as in 2018-19.

|         | MPG  | PPG | RPG | APG | BPG | SPG | FG   | 3FG  | FT   |
|---------|------|-----|-----|-----|-----|-----|------|------|------|
| 2020-21 | 28.0 | 9.6 | 4.1 | 0.4 | 0.3 | 0.9 | .488 | .367 | .786 |
| CAREER  | 19.2 | 5.8 | 3.1 | 0.3 | 0.4 | 0.4 | .501 | .345 | .681 |

Career Highs: 21 points, 7 boards, 3 assists, 2 blocks, 5 steals



**NO. 25 TYRON MCMILLAN**

**6-9 • 220 • SOPH. • NEW ORLEANS, LA. • SOCIOLOGY**

- Named All-District 16, 6A as both a junior and a senior, at Benjamin Davis HS in Houston, Texas.
- Ranked as the No. 11 and No. 21 JUCO prospect by 247Sports.com and by jucorecruiting.com, respectively.
- Started 27 of 29 GP at Kilgore in 2019-20, averaging 10.4 ppg and 5.7 rpg, with 15 scoring outings.
- Earned honorable mention All-Region 14 honors after helping the Rangers to a 21-9 record.

|         | MPG | PPG | RPG | APG | BPG | SPG | FG   | 3FG  | FT   |
|---------|-----|-----|-----|-----|-----|-----|------|------|------|
| 2020-21 | 8.3 | 2.2 | 1.8 | 0.1 | 0.1 | 0.3 | .474 | .000 | .667 |
| CAREER  | 8.3 | 2.2 | 1.8 | 0.1 | 0.1 | 0.3 | .474 | .000 | .667 |

Career Highs: 6 points, 8 boards, 1 assist, 1 block, 1 steal

SEASON HIGHS

CAREER HIGHS

| POINTS                                      | BOARDS                                    | ASSISTS                                      | BLOCKS                                       | STEALS                                       | MINUTES                                    |   | POINTS  | BOARDS                                     | ASSISTS                                      | BLOCKS   | STEALS  | MINUTES                                  |
|---|---|--|--|--|--|---|---|--|--|--|---|--|
| 21<br>Auburn<br>(1/13/21)                   | 7<br>Auburn<br>(1/13/21)                  | 2<br>Auburn<br>(1/13/21)                     | 2<br>Auburn<br>(1/13/21)                     | 4<br>Auburn<br>(1/13/21)                     | 30<br>Auburn<br>(1/13/21)                  | <br>JOHNSON    | 21<br>Auburn<br>(1/13/21)                     | 7<br>Auburn<br>(1/13/21)                   | 2<br>Auburn<br>(1/13/21)                     | 2<br>Auburn<br>(1/13/21)                       | 4<br>Auburn<br>(1/13/21)                      | 30<br>Auburn<br>(1/13/21)                |
| 21<br>Two times, last<br>LSU (1/6/21)       | 6<br>Montana<br>(12/8/20)                 | 12<br>Florida A&M<br>(11/29/20)              | -  | 4<br>Auburn<br>(1/13/21)                     | 41<br>LSU<br>(1/6/21)                      | <br>WHEELER    | 24<br>Alabama<br>(2/5/20)                     | 6<br>Montana<br>(12/8/20)                  | 12<br>Florida A&M<br>(11/29/20)              | -  | 4<br>Auburn<br>(1/13/21)                      | 42<br>Alabama<br>(2/5/20)                |
| 14<br>Jacksonville<br>(12/4/20)             | 8<br>Auburn<br>(1/13/21)                  | 1<br>N. Georgia<br>(12/2/20)                 | 2<br>LSU<br>(1/6/21)                         | 2<br>Northeastern<br>(12/22/20)              | 17<br>Four times, last<br>Auburn (1/13/21) | <br>BROWN      | 14<br>Jacksonville<br>(12/4/20)               | 8<br>Two times, last<br>Auburn (1/13/21)   | 1<br>Sixtimes, last<br>UNG (12/2/10)         | 2<br>LSU<br>(1/6/21)                           | 2<br>Five times, last<br>N eastern (12/22/20) | 19<br>Auburn<br>(1/11/20)                |
| 22<br>Florida A&M<br>(11/29/20)             | 11<br>Arkansas<br>(1/9/21)                | 2<br>Miss. St.<br>(12/30/20)                 | 2<br>Montana<br>(12/8/20)                    | 3<br>Samford<br>(12/12/20)                   | 25<br>LSU<br>(1/6/21)                      | <br>GARCIA     | 24<br>Two times, last<br>Binghamton (2/12/20) | 12<br>Hofstra<br>(12/10/19)                | 5<br>UMBC<br>(3/3/20)                        | 2<br>Three times, last<br>Montana (12/8/20)    | 5<br>UMass-Lowell<br>(2/5/20)                 | 40<br>Hartford<br>(3/10/20)              |
| 25<br>LSU<br>(1/6/21)                       | 7<br>Northeastern<br>(12/22/20)           | 7<br>Jacksonville<br>(12/4/20)               | -  | 5<br>Northeastern<br>(12/22/20)              | 41<br>LSU<br>(1/6/21)                      | <br>KIER       | 32<br>Vermont<br>(12/3/18)                    | 14<br>Two times, last<br>St. Bona (1/6/19) | 9<br>G. Washington<br>(3/9/19)               | 2<br>Two times, last<br>Richmond (2/6/19)      | 6<br>James Madison<br>(12/7/18)               | 45<br>Duquesne<br>(1/20/18)              |
| 19<br>Three times, last<br>Cincy (12/19/20) | 17<br>Montana<br>(12/8/20)                | 4<br>Two times, last<br>LSU (1/6/21)         | 2<br>Northeastern<br>(12/22/20)              | 3<br>Three times, last<br>LSU (1/6/21)       | 36<br>Ole Miss<br>(1/16/21)                | <br>CAMARA    | 19<br>Three times, last<br>Cincy (12/19/20)   | 17<br>Montana<br>(12/8/20)                 | 4<br>Two times, last<br>LSU (1/6/21)         | 2<br>Three times, last<br>N eastern (12/22/20) | 3<br>Five times, last<br>LSU (1/6/21)         | 36<br>Ole Miss<br>(1/16/21)              |
| 2<br>Three times, last<br>Cincy (12/19/20)  | 2<br>Cincinnati<br>(12/19/20)             | -  | -  | -  | 6<br>Two times, last<br>Cincy (12/19/20)   | <br>ETTER    | 2<br>Three times, last<br>Cincy (12/19/20)    | 2<br>Cincinnati<br>(12/19/20)              | -  | -  | 1<br>Dayton<br>(11/25/19)                     | 6<br>Two times, last<br>Cincy (12/19/20) |
| 2<br>N. Georgia<br>(12/2/20)                | 5<br>Two times, last<br>JAX (12/4/20)     | -  | 1<br>Cincinnati<br>(12/19/20)                | 1<br>N. Georgia<br>(12/2/20)                 | 6<br>Jacksonville<br>(12/4/20)             | <br>TAYLOR   | 2<br>N. Georgia<br>(12/2/20)                  | 5<br>Two times, last<br>JAX (12/4/20)      | -  | 1<br>Cincinnati<br>(12/19/20)                  | 1<br>N. Georgia<br>(12/2/20)                  | 6<br>Jacksonville<br>(12/4/20)           |
| 7<br>N. Georgia<br>(12/2/20)                | 4<br>Two times, last<br>Montana (12/8/20) | 1<br>Two times, last<br>N eastern (12/22/20) | 1<br>Two times, last<br>Miss. St. (12/30/20) | 2<br>Jacksonville<br>(12/4/20)               | 20<br>N. Georgia<br>(12/2/20)              | <br>NED      | 7<br>N. Georgia<br>(12/2/20)                  | 4<br>Two times, last<br>Montana (12/8/20)  | 1<br>Two times, last<br>N eastern (12/22/20) | 1<br>Two times, last<br>Miss. St. (12/30/20)   | 2<br>Jacksonville<br>(12/4/20)                | 20<br>N. Georgia<br>(12/2/20)            |
| 21<br>Florida A&M<br>(11/29/20)             | 10<br>Florida A&M<br>(11/29/20)           | 4<br>Ole Miss<br>(1/16/21)                   | 1<br>Two times, last<br>Samford (12/12/20)   | 1<br>Five times, last<br>Auburn (1/13/21)    | 31<br>Samford<br>(12/12/20)                | <br>FAGAN    | 21<br>Florida A&M<br>(11/29/20)               | 10<br>Florida A&M<br>(11/29/20)            | 4<br>Four times, last<br>Ole Miss (1/16/21)  | 2<br>W. Carolina<br>(11/5/19)                  | 2<br>Two times, last<br>Auburn (1/11/20)      | 36<br>Illinois State<br>(11/19/18)       |
| 2<br>Two times, last<br>Arkansas (1/9/21)   | 2<br>Two times, last<br>Arkansas (1/9/21) | 2<br>Two times, last<br>JAX (12/4/20)        | -  | 2<br>Jacksonville<br>(12/4/20)               | 15<br>Florida A&M<br>(11/29/20)            | <br>STARKS   | 2<br>Two times, last<br>Arkansas (1/9/21)     | 2<br>Two times, last<br>Arkansas (1/9/21)  | 2<br>Two times, last<br>JAX (12/4/20)        | -  | 2<br>Jacksonville<br>(12/4/20)                | 15<br>Florida A&M<br>(11/29/20)          |
| 21<br>Miss. St.<br>(12/30/20)               | 7<br>Two times, last<br>LSU (1/6/21)      | 2<br>Montana<br>(12/8/20)                    | 2<br>Samford<br>(12/12/20)                   | 4<br>Northeastern<br>(12/22/20)              | 40<br>LSU<br>(1/6/21)                      | <br>HORNE    | 21<br>Miss. St.<br>(12/30/20)                 | 7<br>Six times, last<br>LSU (1/6/21)       | 3<br>St. Francis (Pa.)<br>(11/24/18)         | 2<br>Eight times, last<br>Samford (12/12/20)   | 5<br>Clemson<br>(3/4/20)                      | 43<br>N. Carolina<br>(1/22/20)           |
| 6<br>N. Georgia<br>(12/2/20)                | 8<br>N. Georgia<br>(12/2/20)              | 1<br>Cincinnati<br>(12/19/20)                | 1<br>Northeastern<br>(12/22/20)              | 1<br>Three times, last<br>Samford (12/12/20) | 14<br>Samford<br>(12/12/20)                | <br>MCMILLAN | 6<br>N. Georgia<br>(12/2/20)                  | 8<br>N. Georgia<br>(12/2/20)               | 1<br>Cincinnati<br>(12/19/20)                | 1<br>Northeastern<br>(12/22/20)                | 1<br>Three times, last<br>Samford (12/12/20)  | 14<br>Samford<br>(12/12/20)              |