



CRIMSON TIDE

BASKETBALL

20 NCAA Appearances » 13 Combined SEC Titles » 2nd in SEC History in Total League Wins » 2nd in SEC History in Winning Percentage

RV/24 ALABAMA VS KENTUCKY

JANUARY 12, 2021 / 8 P.M. CT / LEXINGTON, KY.

RUPP ARENA (3,075)

TV: ESPN

(Play-By-Play: Karl Ravech, Analyst: Dick Vitale)

RADIO: CRIMSON TIDE SPORTS NETWORK

(Play-By-Play: Chris Stewart, Analyst: Bryan Passink, Sideline: Roger Hoover)

Sirius/XM Channel: NA/380

CRIMSON TIDE

| | |
|---------------------------|--------------------------|
| 2020-21 Record | 9-3 |
| 2020-21 SEC Record | 4-0 |
| NET Ranking | 29 |
| Leading Scorer | Jaden Shackelford (13.1) |
| Leading Rebounder | Herbert Jones (6.5) |
| Leader in Assists | Jahvon Quinerly (3.4) |
| Head Coach | Nate Oats |
| Record at Alabama (Years) | 25-18 (2nd) |
| Career Record (Years) | 121-61 (6th) |

WILDCATS

| | |
|----------------------------|--------------------------------|
| 2020-21 Record | 4-6 |
| 2020-21 SEC Record | 3-0 |
| NET Ranking | 88 |
| Leading Scorer | Brandon Boston Jr. (12.8) |
| Leading Rebounder | Isaiah Jackson (7.2) |
| Leader in Assists | Davion Mintz/Devin Askew (2.8) |
| Head Coach | John Calipari |
| Record at Kentucky (Years) | 317-74 (11th) |
| Career Record (Years) | 762-214 (28th) |

NUGGETS YOU NEED TO KNOW

- Alabama will close out its two-game road swing on Tuesday night when it travels to Lexington, Ky. to square off with the Kentucky Wildcats inside Rupp Arena at 8 p.m. CT (9 p.m. ET) on ESPN's Super Tuesday. It's the first of two contests between the longtime foes, as the Wildcats will travel to Tuscaloosa in exactly two weeks (Jan. 26) to square off inside Coleman Coliseum at 6 p.m. CT.
- Alabama and Kentucky will meet for the 153rd time in series history on Tuesday night, which stands as UA's fifth-most common opponent in program lore. UK owns a 114-38 edge in the all-time series and has won 12 of the last 13 games played between the two teams. The Tide is 10-58 all-time against the Wildcats in Lexington and owns a 6-26 mark against UK in Rupp Arena. Alabama has lost eight straight games when playing at Rupp Arena, with the last victory at Kentucky coming on Jan. 14, 2006 (won, 68-64).
- The Tide enters the contest having won five straight and six of its last seven games following a thrilling 94-90 victory at Auburn last Saturday afternoon. The win, which marked the 1,700th in program history, was Alabama's first since winning inside Auburn Arena in 2015 (had lost five straight). It was a season-high scoring total for the Crimson Tide, who improved to 8-0 on the season when scoring 80 or more points.
- Alabama ranks among the top-40 in the nation in both offensive and defensive efficiency, according to KenPom.com (as of 1/11). The Crimson Tide is 29th nationally in offensive efficiency coming into Tuesday's contest at Kentucky, and ranks No. 40 overall in defensive efficiency. Additionally, the Tide is the fifth-fastest team in the nation, averaging 14.2 seconds per possession according to the same site.
- Riding a five-game winning streak, Alabama will be looking to win its sixth straight game which would mark the longest winning streak since winning six consecutive games in 2014-15. The Tide's four straight SEC wins is the best since winning eight straight to start the 1987 SEC season.
- The Crimson Tide is ranked No. 29 in the NCAA NET rankings (as of 1/11) which is fifth-best among SEC teams. Alabama is one of five SEC teams ranked among the top-30, which also includes No. 3 Tennessee, No. 20 Arkansas, No. 22 LSU and No. 25 Missouri.

2020-21 SCHEDULE

| Opponent | TV | Time (CT)/Result |
|-------------------------------|--------------|------------------|
| NOVEMBER | | |
| 25 JACKSONVILLE STATE | SEC Network | W, 81-57 |
| 30 vs. Stanford ¹ | ESPN2 | L, 64-82 |
| DECEMBER | | |
| 1 vs. UNLV ¹ | ESPN2 | W, 86-74 |
| 2 vs. Providence ¹ | ESPN2 | W, 88-71 |
| 12 vs. Clemson ² | ACCN+ | L, 56-64 |
| 15 FURMAN | SEC Network | W, 83-80 |
| 19 WESTERN KENTUCKY | ESPNU | L, 71-73 |
| 22 EAST TENNESSEE ST | SEC Network+ | W, 85-69 |
| 29 OLE MISS* | SEC Network | W, 82-64 |

| | | |
|------------------------------|-------------|-----------|
| JANUARY | | |
| 2 at ⁷ Tennessee* | ESPN2 | W, 71-63 |
| 5 FLORIDA* | ESPN2 | W, 86-71 |
| 9 at Auburn* | ESPN2 | W, 94-90 |
| 12 at Kentucky* | ESPN | 8 p.m. |
| 16 ARKANSAS* | SEC Network | 2:30 p.m. |
| 19 at LSU* | ESPN/ESPN2 | 8 p.m. |
| 23 MISSISSIPPI STATE* | SEC Network | 5 p.m. |
| 26 KENTUCKY* | ESPN/ESPN2 | 6 p.m. |
| 30 at Oklahoma ³ | ESPN2 | 11 a.m. |

| | | |
|--------------------------|-------------|-----------|
| FEBRUARY | | |
| 3 LSU* | ESPN2/ESPNU | 6 p.m. |
| 6 at Missouri* | SEC Network | 7:30 p.m. |
| 9 at South Carolina* | SEC Network | 5:30 p.m. |
| 13 GEORGIA* | SEC Network | 2:30 p.m. |
| 17 at Texas A&M* | SEC Network | 8 p.m. |
| 20 VANDERBILT* | SEC Network | 12 p.m. |
| 24 at Arkansas* | ESPN2/ESPNU | 8 p.m. |
| 27 at Mississippi State* | SEC Network | 7:30 p.m. |

| | | |
|--------------------------------------|------------------|--------|
| MARCH | | |
| 2 AUBURN* | ESPN/ESPN2/ESPNU | 6 p.m. |
| 10-14 at SEC Tournament ⁴ | TBD | TBD |

- 1 Maui Invitational (Asheville, N.C.)
- 2 Holiday Hoopsgiving (Atlanta, Ga.)
- 3 SEC/Big 12 Challenge
- 4 SEC Tournament (Nashville, Tenn.)













* Southeastern Conference game
BOLD indicates home game
Rankings listed are AP/Coaches

Follow us on Twitter, Instagram and Facebook at @AlabamaMBB



Follow ALABAMA MEN'S BASKETBALL on the social media sites listed for up-to-date news, exclusive content and more.

2020-21 OVERALL RECORDS • 9-3 / SEC • 4-0 / HOME • 5-1 / AWAY • 2-0 / NEUTRAL • 2-2
PREVIOUS GAME STARTERS HIGHLIGHTED IN SHADED BOX

| | | | | | | | | | | | |
|----|---|--|-----|-----|-----|-----|-----|---|---|------|-----|
| 1 |  | HERBERT JONES | | | | | | LAST GAME: 19 pts, 8 rebs, 5 stls, 2 blks at Auburn NOTES: Long, slashing & athletic lefty who worked tremendously hard to improve his 3-point shot in the offseason ... 3-year captain & one of the top defensive players in the nation ... 2020 SEC All-Defensive Team ... led UA with 16 Hard Hat Awards & 593 Blue Collar points last year ... 68 charges taken for his career ... Academic All-District (2019). | SEASON HIGHS Pts: 18 2x, last vs. Furman (12/15/20) Rebs: 12 3x, last vs. Furman (12/15/20) Asts: 5 vs. Providence (12/2/20) Stls: 5 at Auburn (1/9/21) | | |
| | | F/G • 6-8 • 210 • Sr. • Greensboro, Ala. | | | | | | | | | |
| | | PPG | RPG | APG | SPG | BPG | MPG | | | 12.4 | 6.4 |
| 2 |  | JORDAN BRUNER | | | | | | LAST GAME: 20 pts, 7 rebs, 4 asts, 3 stls at Auburn NOTES: High level defender & shot-blocker ... first-team All-Ivy League last season at Yale ... the only player in Yale history to record a triple-double ... high IQ player ... ability to knock down three-pointers & make precision passes ... Oats was the first to contact him when he entered portal! ... came to Alabama because of style of play fit him best. | SEASON HIGHS Pts: 14 vs. WKU (12/19/20) Rebs: 8 vs. ETSU (12/22/20) Asts: 4 4x, last at Auburn (1/9/21) Stls: 5 vs. Clemson (12/12/20) | | |
| | | F • 6-10 • 225 • Gr. • Columbia, S.C. | | | | | | | | | |
| | | PPG | RPG | APG | SPG | BPG | MPG | | | 7.8 | 5.6 |
| 3 |  | ALEX REESE | | | | | | LAST GAME: 3 pts, 1 reb, 1 ast at Auburn NOTES: Stretch four who can play inside but is at his best when he takes advantage of mismatches ... one of the team's most experienced players and outside shooters ... led Alabama in blocked shots last season ... one of the team's top rebounders ... coming off a season in which he set career highs in most every category. | SEASON HIGHS Pts: 10 vs. Ole Miss (12/29/20) Rebs: 5 3x, last vs. Clemson (12/12/20) Asts: 2 2x, last vs. Ole Miss (12/29/20) Blks: 3 vs. Florida (1/5/21) | | |
| | | F • 6-9 • 230 • Sr. • Pelham, Ala. | | | | | | | | | |
| | | PPG | RPG | APG | SPG | BPG | MPG | | | 4.2 | 2.7 |
| 4 |  | JUWANA GARY | | | | | | LAST GAME: 2 mins at Auburn NOTES: Strong, athletic power forward who sat out the 2019-20 season after suffering a knee injury ... strong around the post and gives the Tide another big body inside ... capable of playing outside the arc but specializes inside the paint and on the boards ... came to Alabama as a top-100 recruit (No. 64 by ESPN). | SEASON HIGHS Pts: 10 vs. Furman (12/15/20) Rebs: 4 vs. ETSU (12/22/20) Asts: Blks: 1 vs. ETSU (12/22/20) | | |
| | | F • 6-6 • 218 • R-Fr. • Columbia, S.C. | | | | | | | | | |
| | | PPG | RPG | APG | SPG | BPG | MPG | | | 1.7 | 1.0 |
| 5 |  | JADEN SHACKELFORD | | | | | | LAST GAME: 11 pts, 7 rebs at Auburn NOTES: One of the top shooters in the SEC ... left-handed shooter who primarily plays at the 2 ... Freshman All-SEC honoree last year ... finished the 2019-20 season with 84 threes made including 55 coming in league play which led the SEC ... capable of scoring from anywhere on the court ... terrific finisher around the rim. | SEASON HIGHS Pts: 26 vs. ETSU (12/22/20) Rebs: 12 vs. Jax State (11/25/20) Asts: 4 2x, last vs. Ole Miss (12/29/20) Stls: 2 3x, last at Tennessee (1/2/21) | | |
| | | G • 6-3 • 200 • So. • Hesperia, Calif. | | | | | | | | | |
| | | PPG | RPG | APG | SPG | BPG | MPG | | | 13.1 | 4.8 |
| 11 |  | JOSH PRIMO | | | | | | LAST GAME: 22 pts, 5 rebs, 3 asts, 2 stls at Auburn NOTES: Combo guard who is one of the top young players in the nation ... reclassified from 2021 class into 2020 class and was a 5-star prospect who was ranked No. 19 overall ... lengthy, athletic and versatile player who is one of the top players in all of Canada ... was AAU teammates with fellow freshman Keon Ambrose-Hylton. | SEASON HIGHS Pts: 22 at Auburn (1/9/21) Rebs: 6 vs. Ole Miss (12/29/20) Asts: 3 2x, last at Auburn (1/9/21) Stls: 2 3x, last at Auburn (1/9/21) | | |
| | | G • 6-6 • 190 • Fr. • Toronto, Ontario | | | | | | | | | |
| | | PPG | RPG | APG | SPG | BPG | MPG | | | 7.7 | 3.3 |
| 12 |  | DARIUS MILES | | | | | | LAST GAME: DNP at Auburn NOTES: Late signee who came to Alabama from IMG Academy ... a wiry, aggressive player who can slash to the basket ... capable of making the three-point shot ... runs the floor well and is at his best in transition ... solid rebounder ... listed as a 4-star signee and the 26th-best small forward in the nation by Rivals. | SEASON HIGHS Pts: 3 vs. Stanford (11/30/20) Rebs: 2 vs. Jax State (11/25/20) Asts: Stls: 1 vs. Stanford (11/30/20) | | |
| | | F • 6-6 • 185 • Fr. • Washington, D.C. | | | | | | | | | |
| | | PPG | RPG | APG | SPG | BPG | MPG | | | 1.4 | 0.6 |
| 13 |  | JAHVON QUINERLY | | | | | | LAST GAME: DNP at Auburn NOTES: Transfer from Villanova who was denied a waiver by the NCAA to play last year ... applied his year out to get better, learn Oats' system and improve his overall game ... helped create the "Jelly" fad & has over 420k followers on instagram ... a 2018 McDonald's All-American ... ranked No. 26 in ESPN's 2018 Top 100. | SEASON HIGHS Pts: 24 vs. Ole Miss (12/29/20) Rebs: 9 vs. ETSU (12/22/20) Asts: 4 vs. Providence (12/1/20) Stls: 3 vs. Stanford (11/30/20) | | |
| | | G • 6-1 • 175 • So. • Hackensack, N.J. | | | | | | | | | |
| | | PPG | RPG | APG | SPG | BPG | MPG | | | 13.0 | 1.9 |
| 14 |  | KEON ELLIS | | | | | | LAST GAME: 7 pts, 2 stls at Auburn NOTES: Smooth 2-guard who is a terrific shooter and very capable defender ... also brings a veteran quality to the Tide after spending two years at Florida Southwestern State College ... earned NJCAA All-America honors and was ranked as the No. 1 JUCO player in the nation ... older brother played D-I basketball Jacksonville University. | SEASON HIGHS Pts: 16 vs. Florida (1/5/21) Rebs: 8 vs. Florida (1/5/21) Asts: 2 2x, last vs. Florida (1/5/21) Stls: 2 2x, last at Auburn (1/9/21) | | |
| | | G • 6-6 • 170 • Jr. • Eustis, Fla. | | | | | | | | | |
| | | PPG | RPG | APG | SPG | BPG | MPG | | | 4.2 | 2.3 |
| 22 |  | KEON AMBROSE-HYLTON | | | | | | LAST GAME: DNP at Auburn NOTES: Athletic and powerful big man ... has a high motor and can run the floor ... blue-collar work ethic and is always the first one in the gym ... his strength is around the rim where he can use his explosiveness and athletic ability ... teammates alongside Josh Primo for UPlay AAU in Canada ... rated as one of the top prep players in all of Canada. | SEASON HIGHS Pts: 4 vs. ETSU (12/22/20) Rebs: 1 3x, last vs. Providence (12/2/20) Asts: Blks: | | |
| | | F • 6-8 • 210 • Fr. • Toronto, Ontario | | | | | | | | | |
| | | PPG | RPG | APG | SPG | BPG | MPG | | | 0.9 | 0.4 |
| 23 |  | JOHN PETTY JR. | | | | | | LAST GAME: 10 pts, 8 rebs, 2 asts at Auburn NOTES: The top three-point shooter in the SEC and one of the best shooters in the nation ... on verge of breaking nearly every three-point record in program history ... Jerry West Award Preseason Watch List ... Preseason All-SEC First Team ... tested NBA waters and was one of the last players to withdraw name. | SEASON HIGHS Pts: 22 vs. UNLV (12/1/20) Rebs: 8 at Auburn (1/9/21) Asts: 6 2x, last vs. Furman (12/15/20) Stls: 4 vs. WKU (12/19/20) | | |
| | | G • 6-5 • 184 • Sr. • Huntsville, Ala. | | | | | | | | | |
| | | PPG | RPG | APG | SPG | BPG | MPG | | | 12.4 | 5.5 |
| 33 |  | JAMES ROJAS | | | | | | LAST GAME: 2 pts, 1 reb, 1 blk at Auburn NOTES: Sat out last season after suffering knee injury prior to the year ... JUCO All-American at Hutchison CC ... effective around the basket and can knock down threes ... strong post-presence and solid post-defender ... plays with a toughness and a chip on his shoulder ... from same hometown at assistant coach Bryan Hodgson. | SEASON HIGHS Pts: 15 vs. Florida (1/5/21) Rebs: 7 3x, last vs. Florida (1/5/21) Asts: 1 4x last vs. Florida (1/5/21) Stls: 2 vs. Furman (12/15/20) | | |
| | | F • 6-8 • 220 • Jr. • Jamestown, N.Y. | | | | | | | | | |
| | | PPG | RPG | APG | SPG | BPG | MPG | | | 4.4 | 3.6 |

LAST TIME OUT: ALABAMA 94, AUBURN 90 [AUBURN, ALA. | 1/9/21]



Official Basketball Box Score - Final
Alabama at Auburn
01/09/21 Auburn Arena, Auburn
2020-21 Men's Basketball

Game Time: 11:00 AM
Game Duration: 2:17
Attendance: 1,824

Officials: Mike Nance, Byron Jarrett, Jason Baker

| Alabama - 94 | | | | | | | | | | | | | | |
|-------------------|-------------------|---------|-------|-------|-------|-----------|-------|----|----|----|----|--------|-----|----|
| Record: 9-3 (4-0) | | | | | | | | | | | | | | |
| NO. | Name | Min | FG | 3P | FT | Rebounds | Fouls | TP | AS | TO | ST | Blocks | +/- | |
| | | | M-A | M-A | M-A | OR DR TOT | PF FD | | | | | BS BA | | |
| 2 | Jordan Bruner | F 26:32 | 7-12 | 3-6 | 3-5 | 5 2 7 | 2 4 | 20 | 4 | 1 | 3 | 1 | 0 | 9 |
| 1 | Herbert Jones | G 34:04 | 7-9 | 0-0 | 5-5 | 2 6 8 | 4 4 | 19 | 2 | 4 | 5 | 2 | 1 | 19 |
| 5 | Jaden Shackelford | G 27:09 | 4-13 | 1-5 | 2-4 | 1 6 7 | 2 2 | 11 | 1 | 0 | 1 | 0 | 1 | 8 |
| 11 | Joshua Primo | G 38:01 | 5-17 | 4-8 | 8-8 | 3 2 5 | 2 4 | 22 | 3 | 5 | 2 | 1 | 7 | 9 |
| 23 | John Petty Jr. | G 29:35 | 4-10 | 1-7 | 1-1 | 1 7 8 | 4 1 | 10 | 2 | 2 | 1 | 0 | 0 | -9 |
| 3 | Alex Reese | 11:48 | 1-3 | 1-3 | 0-0 | 0 1 1 | 1 2 | 3 | 1 | 0 | 1 | 0 | 0 | -7 |
| 14 | Keon Ellis | 18:55 | 1-4 | 0-1 | 5-5 | 0 1 1 | 5 3 | 7 | 1 | 2 | 2 | 0 | 1 | 2 |
| 4 | Juwan Gary | 02:06 | 0-2 | 0-2 | 0-0 | 0 0 0 | 1 0 | 0 | 0 | 1 | 0 | 0 | 0 | -5 |
| 33 | James Rojas | 11:50 | 1-3 | 0-0 | 0-1 | 0 1 1 | 4 2 | 2 | 0 | 1 | 0 | 1 | 0 | -6 |
| Team | | | | | | 3 1 4 | | | 0 | | 1 | | 0 | |
| Totals | | | 30-73 | 10-32 | 24-29 | 15 27 42 | 25 22 | 94 | 14 | 17 | 15 | 5 | 10 | 4 |

| Shooting By Period | | |
|---------------------|-------|-------|
| 1 st FG% | 14-40 | 35.0% |
| 3PT% | 6-21 | 28.6% |
| FT% | 3-3 | 100% |
| 2 nd FG% | 16-33 | 48.5% |
| 3PT% | 4-11 | 36.4% |
| FT% | 21-26 | 80.8% |
| GM FG% | 30-73 | 41.1% |
| 3PT% | 10-32 | 31.3% |
| FT% | 24-29 | 82.8% |

Dead Ball Rebounds: 2, 0

| Auburn - 90 | | | | | | | | | | | | | | |
|-------------------|---------------------|---------|-------|------|-------|-----------|-------|----|----|----|----|--------|-----|-----|
| Record: 6-6 (0-4) | | | | | | | | | | | | | | |
| NO. | Name | Min | FG | 3P | FT | Rebounds | Fouls | TP | AS | TO | ST | Blocks | +/- | |
| | | | M-A | M-A | M-A | OR DR TOT | PF FD | | | | | BS BA | | |
| 10 | JT Thor | F 23:18 | 4-7 | 1-3 | 6-7 | 1 8 9 | 3 5 | 15 | 2 | 0 | 3 | 4 | 0 | 8 |
| 23 | Jaylin Williams | F 20:22 | 2-6 | 0-4 | 0-0 | 0 1 1 | 4 1 | 4 | 0 | 4 | 0 | 2 | 1 | -11 |
| 1 | Jamal Johnson | G 25:42 | 3-6 | 2-4 | 2-3 | 0 2 2 | 4 3 | 10 | 1 | 2 | 1 | 0 | 0 | -7 |
| 2 | Sharife Cooper | G 32:52 | 8-19 | 1-7 | 9-10 | 1 3 4 | 3 8 | 26 | 9 | 5 | 3 | 0 | 2 | -4 |
| 22 | Allen Flanigan | G 34:40 | 6-12 | 3-6 | 4-5 | 3 5 8 | 2 5 | 19 | 4 | 3 | 1 | 1 | 2 | -2 |
| 44 | Dylan Cardwell | 26:01 | 2-4 | 0-0 | 2-2 | 1 3 4 | 1 1 | 6 | 0 | 2 | 1 | 2 | 0 | -8 |
| 35 | Devan Cambridge | 24:09 | 4-6 | 1-3 | 1-1 | 0 2 2 | 3 1 | 10 | 1 | 2 | 0 | 1 | 0 | 6 |
| 4 | Javon Franklin | 05:26 | 0-1 | 0-0 | 0-0 | 0 1 1 | 0 0 | 0 | 0 | 0 | 0 | 0 | 0 | 5 |
| 13 | Babatunde Akingbola | 04:53 | 0-1 | 0-0 | 0-0 | 0 2 2 | 2 1 | 0 | 0 | 0 | 0 | 0 | 0 | -2 |
| 5 | Chris Moore | 02:37 | 0-0 | 0-0 | 0-0 | 0 1 1 | 0 0 | 0 | 0 | 2 | 0 | 0 | 0 | -5 |
| Team | | | | | | 2 3 5 | | | 0 | | 0 | | 0 | |
| Totals | | | 29-62 | 8-27 | 24-28 | 8 31 39 | 22 25 | 90 | 17 | 20 | 9 | 10 | 5 | -4 |

| Shooting By Period | | |
|---------------------|-------|-------|
| 1 st FG% | 12-28 | 42.9% |
| 3PT% | 4-12 | 33.3% |
| FT% | 8-11 | 72.7% |
| 2 nd FG% | 17-34 | 50.0% |
| 3PT% | 4-15 | 26.7% |
| FT% | 16-17 | 94.1% |
| GM FG% | 29-62 | 46.8% |
| 3PT% | 8-27 | 29.6% |
| FT% | 24-28 | 85.7% |

Dead Ball Rebounds: 2, 0

| Points from | | UA | AU |
|------------------|----------------------------|---------------------------|----|
| Biggest Lead | 10 (1 st 14:38) | 4 (2 nd 14:54) | |
| Best Scoring Run | 7 (1 st 9:03) | 10 (1 st 3:05) | |
| Lead Changes | 16 | | |
| Times Tied | 9 | | |
| Time with Lead | 31:15 | 04:09 | |

| Period by Period Scoring | | UA | AU |
|--------------------------|----|----|----|
| 1st | 37 | 57 | 94 |
| AU | 36 | 54 | 90 |

AUBURN, Ala. – Guard Joshua Primo scored 22 points while forward Jordan Bruner added 20 to lead the Alabama men's basketball team to a 94-90 thriller over Auburn on Saturday afternoon. In a contest that featured 16 lead changes and nine ties, it was the Crimson Tide who made the plays down the stretch to secure the win.

Auburn held a 90-89 lead with 2:17 left to play following an Allen Flanigan putback to give his team the one-point lead. From there, Alabama went 1-of-2 from the floor and 3-of-4 from the foul line while holding the Tigers to 0-of-2 shooting and forcing three turnovers.

With the win, Alabama captured its first victory in Auburn Arena since 2015 (lost five straight coming in) and became the third team in the SEC and 34th team NCAA history to capture 1,700 wins in program history.

Primo (4-of-8) and Bruner (3-of-6) combined to shoot 50 percent (7-of-14) shots from deep while the rest of the team combined to shoot 3-of-18 from beyond the arc. Guard/Forward Herbert Jones collected a career-high 19 points to go along with eight rebounds and five of Alabama's 15 steals on the night. Guards Jaden Shackelford (11) and John Petty Jr. (10) also reached double figures.

Coach Nate Oats Postgame Comments

"We knew it was going to be tough to come in here and get a win. They are a program with a lot of pride here recently and are in dire need of a win. Getting Sharife eligible to play helped them out and makes them a completely different team. I thought it showed a lot of character for our guys to come in here and have zero days of preparation on how to play him because we didn't know he was officially playing until shortly before the game. Our guys were able to overcome that and pull together. I think we got stops on the last five possessions on the defensive end with some big steals and deflections. I think we got a couple of offensive rebounds, including the putback by Petty which was huge down the stretch. I think our guys are learning how to win close games. It's something we struggled with last year and now guys are making tough plays down the stretch."

Team Stats

- The Tide made a difference on the boards, owning a 42-39 edge on the glass and 15-8 in offensive rebounds which helped UA own a 16-9 lead in second chance points
- Alabama shot 41.1 percent from the field and knocked down 10-of-32 (.313) from the three-point line while Auburn shot 46.8 percent from the field and just 8-of-27 (.296) from beyond the arc

- Alabama managed 15 steals and forced the Tigers into 20 turnovers that resulted in a 21-13 edge in second chance points and a 14-10 lead in fast break points
- Alabama lead for a total of 31:15 and Auburn just 4:09, with the Tide leading by as many as 10 points early in the game
- Primo finished 8-of-8 from the foul line while adding five rebounds, three assists and a pair of steals
- Petty matched Jones with eight rebounds, while Bruner and Shackelford finished with seven each
- Alabama improves to 8-0 this season when scoring 80 or more points
- Jahvon Quinerly (13.0 ppg, 3.2 apg) missed his second straight game with a medical condition

First Half

- Alabama started the contest on an 11-2 run over the first four minutes of the game, as Primo scored nine points including three three-pointers
- Auburn came back with a quick spurt to cut the game to 14-12 before the Tide pushed the lead up to 23-15 with 8:17 remaining in the first half
- With UA leading 28-18, the Tigers went on a 10-0 run to tie the game at 28-28 at the 3:05 mark
- Auburn took its first lead of the game at 33-32 with 2:01 left in the opening stanza, but the Tide finished the half on top 37-36
- Primo scored 14 first-half points knocking down 4-of-6 from the three-point line and grabbing four rebounds

Second Half

- Alabama opened the second half on a 6-0 run, but Auburn came back to take its first lead of the second half at 46-45 with 15:53 remaining
- Herbert Jones' one-handed dunk over an Auburn defender tied the game at 52-52, one of the game nine ties on the day
- With the game tied at 61-all, UA scored four straight points to take the 65-61 lead with 10:41 left to play
- The Tide held a 74-72 advantage with just over eight minutes left, but went on an 8-2 spurt to grow its lead to 82-74 with 6:26 left to play
- However, the Tigers responded with a 10-0 run to take the 84-82 lead at the 4:43 mark
- Auburn led 90-89 before a pair of Jones frees throws and a Bruner offensive rebound and out back layup gave Alabama the 93-90 lead with a minute remaining, setting up the final seconds

2020-21 TOP PERFORMANCES

| CATEGORY | ALABAMA | OPPONENTS |
|----------------------|---|--|
| Points | 26 by Jaden Shackelford vs. ETSU, 12/22/20 | 27, 2x, last by Charles Bassey, WKU, 12/19/20 |
| Field Goals Made | 8 by Jaden Shackelford vs. ETSU, 12/22/20 | 11 by Charles Bassey, WKU, 12/19/20 |
| Field Goal Attempts | 17 2x, last by Joshua Primo vs. Auburn, 1/9/21 | 21, Caleb Grill, UNLV, 12/1/20 |
| 3-Pointers Made | 8 by Jaden Shackelford vs. ETSU, 12/22/20 | 6, 2x, last by Damari Monsanto, ETSU, 12/22/20 |
| 3-Pointers Attempted | 13 by Jaden Shackelford vs. ETSU, 12/22/20 | 11, Mike Bothwell, Furman, 12/15/20 |
| Rebounds | 12 3x, last by Herbert Jones vs. Furman, 12/15/20 | 12 by Charles Bassey, WKU, 12/19/20 |
| Assists | 9 by Jahvon Quinerly vs. ETSU, 12/22/20 | 9, Sharife Cooper, Auburn, 1/9/21 |
| Steals | 5 2x, last by Jordan Bruner vs. Auburn, 1/9/21 | 3, 8x, last by Sharife Cooper, Auburn, 1/9/21 |
| Blocks | 3, 2x, last by Alex Reese vs. Florida, 1/5/21 | 5, Yves Pons, Tennessee, 1/2/21 |

| TIDE | TALE OF THE TAPE | WILDCATS |
|----------------|-------------------|----------------|
| 2020-21 | Season | 2020-21 |
| 9-3 | Overall | 4-6 |
| 4-0 | Conference | 3-0 |
| 8-2 | Last 10 | 4-6 |
| 5-0 | Last 5 | 3-2 |
| 78.9 | PPG | 68.5 |
| 71.5 | OPP PPG | 67.1 |
| +7.4 | Margin | +1.4 |
| .421 | FG% | .428 |
| .415 | FG% DEF | .405 |
| .322 | 3PT% | .311 |
| .316 | 3PT% DEF | .308 |
| 9.4 | 3PT MPG | 5.2 |
| .689 | FT% | .693 |
| 41.3 | RPG | 38.2 |
| 39.2 | OPP RPG | 35.1 |
| +2.1 | Margin | +3.1 |
| 13.3 | APG | 11.9 |
| 13.5 | TOs PG | 14.5 |
| 3.9 | BPG | 6.1 |
| 8.4 | SPG | 6.7 |

SERIES HISTORY

| | |
|----------------------------|---|
| Overall Series Record..... | Kentucky leads, 114-38 |
| Last Five Contests..... | Kentucky leads, 4-1 |
| Last 10 Contests..... | Kentucky leads, 9-1 |
| At Kentucky..... | Kentucky leads, 58-10 (streak: lost 8) |
| At Alabama..... | Kentucky leads, 31-24 (streak: won 1) |
| At Coleman Coliseum..... | Kentucky leads, 20-18 |
| Neutral Site..... | Kentucky leads, 28-5 |
| Series Streak..... | Kentucky won 2 |
| Last Meeting..... | Jan. 11, 2020 in Lexington, Ky. (Kentucky 76, Alabama 67) |

ABOUT KENTUCKY

- Kentucky enters the contest sporting a 4-6 record on the season but has not lost in 2021, winning all three of its SEC contests played in the new year. UK comes to enter Tuesday night's contest sporting a perfect 3-0 record in conference play and stands a half-game back of Alabama (4-0) for first overall in the league standings.
- After capturing a pair of narrow victories at Mississippi State (78-73, ot) and vs. Vanderbilt (77-74), the Wildcats are coming off their most impressive performance of the season last Saturday when UK captured a 76-58 win at Florida. Kentucky was led by the debut of Keion Brooks Jr., who played 24 minutes and finished with 12 points on 6-of-8 shooting. He also had team highs of six rebounds and four assists to finish with a plus-minus of +23.
- With the addition of Brooks (12.0 ppg), Kentucky's lineup features five players who average in double figures this season. Brandon Boston Jr. leads UK with 12.8 points and 1.5 steals per game. Olivier Sarr contributes 11.2 points and 5.6 rebounds, while Terrence Clarke (10.7) and Davion Mintz (10.3) also add to the offensive attack. Meanwhile, Isaiah Jackson averages 5.7 ppg and leads the team with 7.2 rebounds and 2.8 blocks per game.
- As a team, Kentucky is outscoring the competition by +1.4 points per game (68.5-67.1) and owns a +3.1 advantage on the glass (38.2-35.1). The Wildcats are shooting 42.8 percent from the floor, 31.1 percent from beyond the arc and 69.3 percent from the charity stripe. Behind Jackson, who is 13th in the nation, the Wildcats lead the SEC and rank fourth in the nation with 6.1 blocks per game.
- The Wildcats have been a different team across their three games in SEC play. UK is leading the conference in three-point field goal percentage (.468), ranks third in field goal percentage (.457), fourth in scoring margin (+8.7) and is seventh in scoring offense (77.0) entering its fourth league contest. Kentucky is limiting its SEC foes to just 39.2 percent shooting from the field, 38.7 percent from beyond the arc and 68.3 points per contest.
- Kentucky head coach John Calipari comes into Tuesday's game with an all-time record of 779-223 (.777) in his 29th season at the helm of the men's basketball program. Now in his 12th season at UK, Calipari owns a record of 334-83 (.801).

ASSOCIATED PRESS POLL

| WEEK 8 (JAN. 11) | | | | |
|------------------|------------------|------------|--------------|------------|
| Rank | Team (FPV) | Record | Points | Prev. Rank |
| 1 | Gonzaga (63) | 12-0 | 1,599 | 1 |
| 2 | Baylor (1) | 11-0 | 1,536 | 2 |
| 3 | Villanova | 8-1 | 1,436 | 3 |
| 4 | Texas | 10-1 | 1,422 | 4 |
| 5 | Iowa | 11-2 | 1,322 | 5 |
| 6 | Kansas | 10-2 | 1,220 | 6 |
| 7 | Michigan | 10-0 | 1,161 | 10 |
| 8 | Creighton | 10-2 | 1,151 | 7 |
| 9 | Wisconsin | 10-2 | 1,110 | 8 |
| 10 | Tennessee | 9-1 | 1,093 | 9 |
| 11 | Houston | 10-1 | 993 | 11 |
| 12 | Clemson | 9-1 | 747 | 19 |
| 13 | West Virginia | 9-4 | 701 | 14 |
| 14 | Illinois | 9-4 | 694 | 12 |
| 15 | Texas Tech | 10-3 | 689 | 18 |
| 16 | Louisville | 8-1 | 464 | NR |
| 17 | Missouri | 7-2 | 436 | 13 |
| 18 | Virginia | 7-2 | 403 | 22 |
| 19 | Duke | 5-2 | 397 | 21 |
| 20 | Virginia Tech | 9-2 | 286 | 19 |
| 21 | Ohio State | 9-3 | 280 | NR |
| 22 | Oregon | 9-2 | 264 | 17 |
| 23 | Minnesota | 10-4 | 233 | 16 |
| 24 | Saint Louis | 7-1 | 220 | 23 |
| 25 | UConn | 6-1 | 181 | NR |

Others receiving votes: **Alabama 173**, UCLA 137, Colorado 96, Florida State 74, USC 48, Rutgers 46, Drake 42, Michigan State 34, Oklahoma State 28, **Arkansas 24**, San Diego State 10, Boise State 8, **Florida 7**, Xavier 7, **LSU 7**, Northwestern 6, Tulsa 5, North Carolina State 5, Indiana 2, Winthrop 2, Belmont 1.

USA TODAY/COACHES POLL

| WEEK 8 (JAN. 11) | | | | |
|------------------|------------------|------------|------------|------------|
| Rank | Team (FPV) | Record | Points | Prev. Rank |
| 1 | Gonzaga (29) | 12-0 | 797 | 1 |
| 2 | Baylor (3) | 11-0 | 771 | 2 |
| 3 | Villanova | 8-1 | 722 | 3 |
| 4 | Texas | 10-1 | 703 | 9 |
| 5 | Michigan | 10-0 | 599 | 9 |
| 6 | Creighton | 10-2 | 597 | 5 |
| 7 | Kansas | 10-2 | 587 | 6 |
| 8 | Iowa | 11-2 | 586 | 7 |
| 9 | Wisconsin | 10-2 | 556 | 10 |
| 10 | Tennessee | 9-1 | 535 | 8 |
| 11 | Houston | 10-1 | 496 | 11 |
| 12 | Clemson | 9-1 | 374 | 18 |
| 13 | Illinois | 9-4 | 347 | 12 |
| 14 | West Virginia | 9-4 | 272 | 16 |
| 15 | Texas Tech | 10-3 | 255 | 19 |
| 16 | Missouri | 7-2 | 243 | 13 |
| 17 | Oregon | 9-2 | 205 | 15 |
| 18 | Louisville | 8-1 | 192 | 25 |
| 19 | Minnesota | 10-4 | 166 | 17 |
| 20 | Virginia Tech | 9-2 | 162 | 20 |
| 21 | UCLA | 9-2 | 148 | RV |
| 22 | Virginia | 7-2 | 147 | 21 |
| 23 | Duke | 5-2 | 124 | 24 |
| 24 | Alabama | 9-3 | 114 | NR |
| | Saint Louis | 7-1 | 114 | 23 |

Others receiving votes: Ohio State 112; Connecticut 91; Rutgers 68; Florida State 67; USC 44; Colorado 37; Xavier 31; Drake 29; Boise St. 29; San Diego State 22; **Stanford 18**; Oklahoma State 16; Michigan State 13; Arkansas 8; Richmond 2; Seton Hall 1.

QUICK FACTS

UNIVERSITY

| | |
|-------------------|-------------------|
| Location | Tuscaloosa, Ala. |
| Founded | April 12, 1831 |
| Enrollment | 37,842 |
| Conference | Southeastern |
| Colors | Crimson and White |
| Nickname | Crimson Tide |
| President | Dr. Stuart Bell |
| Athletic Director | Greg Byrne |

FACULTY ATHLETICS

| | |
|-----------------------------------|---------------------------|
| Facultay Athletics Representative | Dr. James King |
| Sport Administrator | Jeff Purinton |
| Arena (Capacity) | Coleman Coliseum (14,474) |

COACHING STAFF

| | |
|--------------------------------|---|
| Head Coach | Nate Oats |
| Alma Mater | Maranatha Baptist, 1998 |
| Record at Alabama | 25-18, .581 (2nd Season) |
| Career Record | 121-61 .665 (Sixth Season) |
| Assistant Coaches | Charlie Henry Bryan Hodgson Antoine Pettway |
| Director of Operations | Adam Bauman |
| Operations Coordinator | Alex Accetta |
| Strength and Conditioning | Mike Snowden |
| Athletic Trainer | Clarke Holter |
| Director of Video Services | Donovan Kates |
| Director of Player Development | Dr. Arnie Guin |
| Nutritionist | Amanda Branson |
| Graduate Managers | Jackson Patton, Christian Pino, Derek Rongstad, Ikenna Smart |

TEAM INFORMATION

| | |
|------------------------------|--------------|
| 2019-20 Record | 16-15 |
| 2019-20 SEC Record | 8-10 |
| 2019-20 H/A/N Record | 10-5/4-8/2-2 |
| Starters Returning/Lost | 4/1 |
| Letterwinners Returning/Lost | 7/6 |
| Newcomers | 9* |

* includes transfers

PROGRAM HISTORY

| | |
|-----------------------|----------------------|
| All-Time Record | 1,700-1,064-1 (.615) |
| SEC Record | 803-626 (.561) |
| SEC Tournament Record | 67-53 (.558) |
| SEC Championships | 7 |
| NCAA Appearances | 20 |
| NIT Appearances | 16 |

ATHLETICS COMMUNICATIONS

| | |
|--------------------------------------|---|
| Basketball Contact | Aaron Jordan |
| Director of Athletics Communications | |
| Office | 205-348-6084 |
| Mobile | 205-913-1979 |
| E-mail | ajordan@ia.ua.edu |
| Fax | 205-348-8841 |
| Website | www.RollTide.com |
| Mailing Address | 1201 Coliseum Drive Room 170 Tuscaloosa, AL 35487 |

2020-21 ALPHABETICAL ROSTER

| No. | Name | Pos. | Ht. | Wt. | Cl. | Hometown (Previous School) |
|-----|---------------------|------|------|-----|-------|--|
| 22 | Keon Ambrose-Hylton | F | 6-8 | 210 | Fr. | Toronto, Ontario (Andrews Osborne Academy) |
| 15 | Tyler Barnes | F | 6-8 | 200 | Sr. | Louisville, Ky. (St. Xavier HS) |
| 2 | Jordan Bruner# | F | 6-9 | 205 | Gr. | Columbia, S.C. (Yale/Spring Valley HS) |
| 25 | Adam Cottrell | G | 6-3 | 200 | So. | Flowerly Branch, Ga. (Lakeview Academy) |
| 14 | Keon Ellis | G | 6-6 | 170 | Jr. | Eustis, Fla. (Florida SW State/Leesburg HS) |
| 4 | Juwan Gary^ | F | 6-6 | 218 | R-Fr. | Columbia, S.C. (West Charlotte HS) |
| 21 | Britton Johnson | G | 6-4 | 183 | Jr. | Mountain Brook, Ala. (Mountain Brook HS) |
| 1 | Herbert Jones | G | 6-8 | 210 | Sr. | Greensboro, Ala. (Hale Country HS) |
| 12 | Darius Miles | F | 6-6 | 185 | Fr. | Washington, D.C. (IMG Academy) |
| 23 | John Petty Jr. | G | 6-5 | 195 | Sr. | Huntsville, Ala. (Mae Jemison HS) |
| 11 | Joshua Primo | G | 6-6 | 190 | Fr. | Toronto, Ontario (Royal Crown Academic School) |
| 24 | Jaden Quinerly | G | 6-0 | 155 | Fr. | Hackensack, N.J. (Ramsey HS) |
| 13 | Jahvon Quinerly% | G | 6-1 | 175 | So. | Hackensack, N.J. (Villanova) |
| 3 | Alex Reese | F | 6-9 | 230 | Sr. | Pelham, Ala. (Pelham HS) |
| 33 | James Rojas^ | F | 6-8 | 220 | Jr. | Jamestown, N.Y. (Hutchinson CC) |
| 5 | Jaden Shackelford | G | 6-3 | 200 | So. | Hesperia, Calif. (Hesperia HS) |
| 35 | Alex Tchikou | F | 6-11 | 225 | Fr. | Paris, France (Dream City Christian) |
| 30 | Kendall Wall | F | 6-5 | 192 | Gr. | Columbia, S.C. (Francis Marion) |

2020-21 NUMERICAL ROSTER

| No. | Name | Pos. | Ht. | Wt. | Cl. | Hometown (Previous School) |
|-----|---------------------|------|------|-----|-------|--|
| 1 | Herbert Jones | G | 6-8 | 210 | Sr. | Greensboro, Ala. (Hale Country HS) |
| 2 | Jordan Bruner# | F | 6-9 | 205 | Gr. | Columbia, S.C. (Yale/Spring Valley HS) |
| 3 | Alex Reese | F | 6-9 | 230 | Sr. | Pelham, Ala. (Pelham HS) |
| 4 | Juwan Gary^ | F | 6-6 | 218 | R-Fr. | Columbia, S.C. (West Charlotte HS) |
| 5 | Jaden Shackelford | G | 6-3 | 200 | So. | Hesperia, Calif. (Hesperia HS) |
| 11 | Joshua Primo | G | 6-6 | 190 | Fr. | Toronto, Ontario (Royal Crown Academic School) |
| 12 | Darius Miles | F | 6-6 | 185 | Fr. | Washington, D.C. (IMG Academy) |
| 13 | Jahvon Quinerly% | G | 6-1 | 175 | So. | Hackensack, N.J. (Villanova) |
| 14 | Keon Ellis | G | 6-6 | 170 | Jr. | Eustis, Fla. (Florida SW State/Leesburg HS) |
| 15 | Tyler Barnes | F | 6-8 | 200 | Sr. | Louisville, Ky. (St. Xavier HS) |
| 21 | Britton Johnson | G | 6-4 | 183 | Jr. | Mountain Brook, Ala. (Mountain Brook HS) |
| 22 | Keon Ambrose-Hylton | F | 6-8 | 210 | Fr. | Toronto, Ontario (Andrews Osborne Academy) |
| 23 | John Petty Jr. | G | 6-5 | 195 | Sr. | Huntsville, Ala. (Mae Jemison HS) |
| 24 | Jaden Quinerly | G | 6-0 | 155 | Fr. | Hackensack, N.J. (Ramsey HS) |
| 25 | Adam Cottrell | G | 6-3 | 200 | So. | Flowerly Branch, Ga. (Lakeview Academy) |
| 30 | Kendall Wall | F | 6-5 | 192 | Gr. | Columbia, S.C. (Francis Marion) |
| 33 | James Rojas^ | F | 6-8 | 220 | Jr. | Jamestown, N.Y. (Hutchinson CC) |
| 35 | Alex Tchikou | F | 6-11 | 225 | Fr. | Paris, France (Dream City Christian) |

Graduate transfer and immediately eligible to suit up for the 2020-21 season

% Sat out the 2019-20 season due to NCAA transfer rules

^ Injured and was redshirted during the 2019-20 season

PLAYER MAJORS

FRESHMAN

| | |
|---------------------|-------------------------------|
| Keon Ambrose-Hylton | Kinesiology- Exercise Science |
| Juwan Gary | African American Studies |
| Darius Miles | Communication Studies |
| Jaden Quinerly | Consumer Science |
| Joshua Primo | Business- Finance |
| Alex Tchikou | Business- Management |

SOPHOMORES

| | |
|-------------------|------------------------|
| Adam Cottrell | Business- Management |
| Jahvon Quinerly | Hospitality Management |
| Jaden Shackelford | Advertising |

JUNIORS

| | |
|-----------------|----------------------|
| Keon Ellis | Business- Management |
| Britton Johnson | Business- Management |
| James Rojas | General Studies |

SENIORS/GRADUATES

| | |
|----------------|--|
| Tyler Barnes | Chemical Engineering |
| Jordan Bruner | Master's- Sport Hospitality Management |
| Herbert Jones | Business- Marketing |
| John Petty Jr. | General Studies |
| Alex Reese | Psychology |
| Kendall Wall | General Studies |

PRONUNCIATION GUIDE

PLAYERS

| | |
|-----------------|----------|
| Jordan Bruner | BREW-ner |
| Juwan Gary | Juh-WAHN |
| Joshua Primo | PREE-mo |
| Jahvon Quinerly | Juh-VON |
| James Rojas | ROE-hoss |
| Alex Tchikou | CHEE-koo |

COACHES

| | |
|-----------------|----------|
| Adam Bauman | BOW-man |
| Arnie Guin | GYOO-in |
| Antoine Pettway | PETT-way |

BLUE COLLAR PTS

The Blue Collar Award is something created by head coach Nate Oats which is handed out to a Crimson Tide men's basketball player at the end of each game. The point system accumulates over the course of a game. Deflections, steals, blocks, rebounds and loose balls count for one point. Offensive rebounds are worth 1.5 points, floor dives are two and charges are worth four points. Below is Blue Collar list for each game and cumulative totals from last year:

| OPPONENT | TEAM TOTAL | HARD HAT AWARD |
|--------------------|------------|--------------------------|
| Jacksonville State | 150 | Herbert Jones (35.0) |
| vs. Stanford | 135.5 | Herbert Jones (24.5) |
| vs. UNLV | 103.5 | Herbert Jones (23.0) |
| vs. Providence | 104.5 | Herbert Jones (25.5) |
| vs. Clemson | 122 | John Petty Jr. (19.5) |
| Furman | 118.5 | James Rojas (27.5) |
| Western Kentucky | 95.5 | Jordan Bruner (27.5) |
| ETSU | 97.5 | Jordan Bruner (18.5) |
| Ole Miss | 112 | Jaden Shackelford (18.5) |
| at Tennessee | 100 | Herbert Jones (20.5) |
| Florida | 116 | Herbert Jones (23.5) |
| at Auburn | 118.5 | Herbert Jones (28) |

HARD HAT WINNERS

| | |
|-------------------|---|
| Herbert Jones | 7 |
| Jordan Bruner | 2 |
| John Petty Jr. | 1 |
| James Rojas | 1 |
| Jaden Shackelford | 1 |

CUMULATIVE BLUE COLLAR POINTS TOTAL

| | |
|---------------------|----------------|
| Herbert Jones | 265.5 |
| Jordan Bruner | 215 |
| Jaden Shackelford | 164 |
| John Petty Jr. | 157 |
| Josh Primo | 136.5 |
| James Rojas | 127 |
| Keon Ellis | 86 |
| Alex Reese | 76.5 |
| Jahvon Quinerly | 70 |
| Juwan Gary | 37 |
| Darius Miles | 16.5 |
| Keon Ambrose-Hylton | 13 |
| Kendal Wall | 6.5 |
| Tyler Barnes | 2 |
| Britton Johnson | 2 |
| TOTALS | 1,374.5 |

SEASON DEFLECTIONS

| | |
|---------------------|------------|
| Herbert Jones | 42 |
| Jordan Bruner | 33 |
| John Petty Jr. | 30 |
| Jaden Shackelford | 23 |
| Keon Ellis | 22 |
| Jahvon Quinerly | 17 |
| Josh Primo | 15 |
| James Rojas | 14 |
| Alex Reese | 9 |
| Darius Miles | 3 |
| Juwan Gary | 4 |
| Keon Ambrose-Hylton | 1 |
| Britton Johnson | 1 |
| TOTALS | 214 |

ALABAMA MEN'S BASKETBALL QUICK HITS

• With a perfect 4-0 record in league play, the Crimson Tide is in first place by itself through the first four games of the SEC season, leading Kentucky (3-0) by a half-game. It's the first time an Alabama team began conference play with four straight wins in 34 years, dating back to the 1986-87 campaign when UA started that SEC season 8-0.

• Tuesday's matchup pits the top two teams in the SEC through the early part of the season as both Alabama (4-0) and Kentucky (3-0) sit atop the league standings. UK has remained unbeaten because of its performance on the offensive end of the floor, averaging 77.0 points per game in league play while leading the SEC in three-point shooting at 46.8 percent (22-of-47) and ranking third in field goal percentage (.457). Meanwhile, UA has done it on defense, ranking second in field goal percentage defense (.379) and three-point field goal percentage defense (.272) and third in scoring defense (72.0).

• John Petty Jr. has made 22 three-pointers on the year, pushing his career total to 256 made threes. He now needs only eight more treys to become the program's all-time leader in the category, which is currently held by Brian Williams (1996-99) who made 263 career threes at Alabama. Furthermore, his 672 career attempts from deep is 67 shy of breaking Williams' program record of 738 three-point shots.

• While Alabama is known for what it can do offensively, it's the Crimson Tide's defense that has helped it to a 4-0 start to SEC play. Only considering teams that have played at least two games in the conference, Alabama leads the SEC in field goal percentage defense (37.9 percent) and three-point field goal percentage defense (27.2 percent), while ranking third in scoring defense (72.0) and steals (8.8).

• According to KenPom.com, Alabama's strength of schedule ranks No. 37 overall which is third-best among all SEC teams. Nine of the Crimson Tide's first 11 opponents on the season are ranked in the Ken Pomeroy top-100 RPI, while six are among the top 60 and four inside the top 40 (all numbers as of 1/11).

• Alabama boasts four players who average in double figures in Jaden Shackelford (13.1), Jahvon Quinerly (13.0), John Petty Jr. (12.9) and Herbert Jones (12.4). Together, the four combine to account for 51.4 of the Tide's 78.9 points per game – approximately 65 percent of the total scoring average.

• Reaching the 80-point mark usually means good things for the Crimson Tide. This season, Alabama is a perfect 8-0 on the year when scoring 80 or more points and 1-3 when failing to reach the mark. Last season, UA had 16 games of scoring 80 or more points which was second-best in program history (program record is 17 which was set on three occasions – 1986-87, 1978-79 and 1976-77). The Tide went 12-4 in those contests bringing its record to 20-4 when reaching 80 points in a game under second-year head coach Nate Oats.

• Alabama has launched 351 three-pointers on the year across its 12 games which averages to 29.3 three-point attempts per game. That total ranks second in the SEC, while the Tide ranks third in the league in total threes made (113) and fourth in three-pointers made per game (9.4).

RECENT STREAK STATS - LAST 5 GAMES (5-0)

| Game Records | | | | | | Score by Periods | | | | | | | | |
|----------------|---------|------|------|---------|---------|------------------|-----|----|-----|-----------|-----|-----|----|-----|
| Record | Overall | Home | Away | Neutral | Team | 1st | 2nd | OT | TOT | Team | 1st | 2nd | OT | TOT |
| ALL GAMES | 5-0 | 3-0 | 2-0 | 0-0 | Alabama | 186 | 232 | 0 | 418 | Opponents | 166 | 191 | 0 | 357 |
| CONFERENCE | 4-0 | 2-0 | 2-0 | 0-0 | | | | | | | | | | |
| NON-CONFERENCE | 1-0 | 1-0 | 0-0 | 0-0 | | | | | | | | | | |

| Team Box Score | | | | | | | | | | | | | | | | | | | | | | |
|------------------|----------------------|----------|-------------|------|----------------|-------------|---------------|-------------|---------------|-------------|-----------|------------|------------|-------------|------------|----------|-----------|-----------|-----------|-----------|------------|-------------|
| No. | Player | GP-GS | MIN | AVG | FG-FGA | FG% | 3FG-FGA | 3FG% | FT-FTA | FT% | OFF | DEF | TOT | AVG | PF | DQ | A TO | BLK | STL | PTS | AVG | |
| 13 | QUINERLY, Jahvon | 3-1 | 94:24 | 31.5 | 17-36 | .472 | 4-12 | .333 | 12-20 | .600 | 4 | 5 | 9 | 3.0 | 9 | 1 | 14 | 7 | 0 | 2 | 50 | 16.7 |
| 5 | SHACKELFORD, Jaden | 5-5 | 152:07 | 30.4 | 23-55 | .418 | 13-34 | .382 | 12-22 | .545 | 4 | 18 | 22 | 4.4 | 8 | 0 | 9 | 3 | 1 | 3 | 71 | 14.2 |
| 23 | PETTY JR., John | 4-3 | 119:09 | 29.8 | 20-36 | .556 | 9-20 | .450 | 3-4 | .750 | 2 | 20 | 22 | 5.5 | 10 | 0 | 7 | 6 | 1 | 3 | 52 | 13.0 |
| 1 | JONES, Herbert | 5-5 | 123:21 | 24.7 | 20-46 | .435 | 2-5 | .400 | 15-20 | .750 | 12 | 18 | 30 | 6.0 | 19 | 1 | 8 | 15 | 8 | 11 | 57 | 11.4 |
| 2 | BRUNER, Jordan | 5-5 | 113:22 | 22.7 | 17-30 | .567 | 5-13 | .385 | 8-14 | .571 | 15 | 18 | 33 | 6.6 | 11 | 0 | 12 | 5 | 8 | 9 | 47 | 9.4 |
| 11 | PRIMO, Joshua | 5-5 | 129:12 | 25.8 | 12-22 | .545 | 6-11 | .545 | 8-8 | 1.000 | 4 | 15 | 19 | 3.8 | 13 | 1 | 7 | 6 | 1 | 5 | 42 | 8.4 |
| 14 | ELLIS, Keon | 5-1 | 89:47 | 18.0 | 12-22 | .545 | 6-11 | .545 | 8-8 | 1.000 | 4 | 15 | 19 | 3.8 | 11 | 0 | 2 | 6 | 1 | 2 | 19 | 4.8 |
| 3 | REESE, Alex | 5-0 | 75:50 | 15.2 | 9-27 | .333 | 5-20 | .250 | 2-2 | 1.000 | 4 | 10 | 14 | 2.8 | 6 | 0 | 5 | 0 | 4 | 2 | 25 | 5.0 |
| 33 | ROJAS, James | 4-0 | 53:50 | 13.5 | 7-16 | .438 | 0-1 | .000 | 5-11 | .455 | 3 | 11 | 14 | 3.5 | 11 | 0 | 2 | 6 | 1 | 2 | 19 | 4.8 |
| 22 | QUINERLY, Jaden | 1-0 | 00:46 | 0.8 | 1-1 | 1.000 | 0-0 | .000 | 0-0 | .000 | 0 | 0 | 0 | 0.0 | 1 | 0 | 0 | 0 | 0 | 0 | 2 | 2.0 |
| 24 | AMBROSE-HYLTON, Keon | 3-0 | 08:15 | 2.8 | 2-2 | 1.000 | 0-0 | .000 | 0-0 | .000 | 0 | 0 | 0 | 0.0 | 2 | 0 | 0 | 0 | 0 | 0 | 4 | 1.3 |
| 4 | GARY, Juwan | 5-0 | 25:06 | 5.0 | 3-9 | .333 | 0-2 | .000 | 0-2 | .000 | 2 | 4 | 6 | 1.2 | 5 | 0 | 0 | 2 | 1 | 2 | 6 | 1.2 |
| 12 | MILES, Darius | 2-0 | 03:07 | 1.6 | 0-0 | .000 | 0-0 | .000 | 2-2 | 1.000 | 0 | 1 | 1 | 0.5 | 0 | 0 | 0 | 0 | 0 | 0 | 2 | 1.0 |
| 21 | JOHNSON, Britton | 3-0 | 03:30 | 1.2 | 1-3 | .333 | 1-3 | .333 | 0-0 | .000 | 0 | 0 | 0 | 0.0 | 1 | 0 | 0 | 0 | 0 | 0 | 3 | 1.0 |
| 30 | WALL, Kendall | 4-0 | 04:23 | 1.1 | 0-1 | .000 | 0-0 | .000 | 0-0 | .000 | 0 | 2 | 2 | 0.5 | 1 | 0 | 0 | 0 | 0 | 0 | 0 | 0.0 |
| 10 | HEARD, Delaney | 2-0 | 02:20 | 1.2 | 0-1 | .000 | 0-0 | .000 | 0-0 | .000 | 0 | 1 | 1 | 0.5 | 1 | 0 | 0 | 0 | 0 | 0 | 0 | 0.0 |
| 15 | BARNES, Tyler | 3-0 | 03:30 | 1.2 | 0-0 | .000 | 0-0 | .000 | 0-0 | .000 | 0 | 2 | 2 | 0.7 | 0 | 0 | 1 | 0 | 0 | 0 | 0 | 0.0 |
| Total | | 5 | 1002 | | 144-327 | .440 | 52-143 | .364 | 78-117 | .667 | 70 | 144 | 214 | 42.8 | 108 | 3 | 72 | 69 | 26 | 44 | 418 | 83.6 |
| Opponents | | 5 | 1000 | | 123-311 | .395 | 31-106 | .292 | 80-122 | .656 | 65 | 135 | 200 | 40.0 | 105 | 1 | 50 | 80 | 26 | 33 | 357 | 71.4 |

2020-21 HUSTLE STATS

| DUNK CHART | | CHARGES TAKEN | | FLOOR DIVES | | AND-1's | |
|----------------|-----------|---------------|-----------|---------------|-------------|---------------|-------------------------|
| PLAYER | DUNKS | PLAYER | CHARGES | PLAYER | FLOOR DIVES | PLAYER | AND-1's |
| Jones | 4 | Jones | 4 | Jones | 10 | Jones | 4-for-5 |
| Petty Jr. | 4 | Primo | 4 | Rojas | 9 | Petty | 3-for-3 |
| Bruner | 3 | Shackelford | 3 | Bruner | 7 | Bruner | 2-for-3 |
| Ellis | 3 | Bruner | 2 | Shackelford | 7 | Rojas | 2-for-3 |
| Reese | 3 | Rojas | 2 | Primo | 4 | Shackelford | 2-for-3 |
| Gary | 2 | Ellis | 1 | Quinerly | 3 | Quinerly | 2-for-2 |
| Ambrose-Hylton | 2 | Petty Jr. | 1 | Ellis | 3 | Ellis | 1-for-1 |
| Primo | 1 | Quinerly | 1 | Reese | 3 | Gary | 0-for-1 |
| TOTALS | 18 | TOTALS | 18 | Gary | 2 | Primo | 0-for-1 |
| | | | | Miles | 1 | TOTALS | 16-for-22 (.727) |
| | | | | TOTALS | 50 | | |

SPECIALTY STATS

| Opponent | Pts off | | | | |
|------------------------|-------------|-------------|-------------|-------------|-------------|
| | Paint | T/O | 2ndCh | FastB | Bench |
| JACKSONVILLE STATE | 16 | 10 | 9 | 6 | 39 |
| ALABAMA | 42 | 19 | 23 | 19 | 15 |
| vs. Stanford | 38 | 14 | 9 | 7 | 19 |
| ALABAMA | 32 | 21 | 4 | 14 | 17 |
| vs. UNLV | 26 | 17 | 9 | 9 | 5 |
| ALABAMA | 28 | 7 | 5 | 16 | 14 |
| vs. Providence | 28 | 17 | 9 | 4 | 22 |
| ALABAMA | 28 | 11 | 21 | 6 | 29 |
| vs. Clemson | 34 | 12 | 15 | 1 | 31 |
| ALABAMA | 28 | 15 | 0 | 13 | 14 |
| FURMAN | 28 | 12 | 3 | 8 | 13 |
| ALABAMA | 40 | 11 | 24 | 10 | 34 |
| WESTERN KENTUCKY | 42 | 21 | 20 | 12 | 31 |
| ALABAMA | 28 | 28 | 12 | 6 | 20 |
| EAST TENNESSEE ST | 16 | 11 | 2 | 8 | 12 |
| ALABAMA | 34 | 20 | 21 | 8 | 26 |
| OLE MISS | 30 | 18 | 9 | 8 | 19 |
| ALABAMA | 32 | 18 | 18 | 10 | 54 |
| at Tennessee | 28 | 11 | 13 | 0 | 19 |
| ALABAMA | 32 | 11 | 10 | 9 | 15 |
| FLORIDA | 28 | 16 | 18 | 7 | 26 |
| ALABAMA | 46 | 19 | 16 | 11 | 36 |
| at Auburn | 36 | 13 | 8 | 10 | 16 |
| ALABAMA | 40 | 21 | 16 | 14 | 12 |
| at Kentucky | | | | | |
| ALABAMA | | | | | |
| ARKANSAS | | | | | |
| ALABAMA | | | | | |
| at LSU | | | | | |
| ALABAMA | | | | | |
| MISSISSIPPI STATE | | | | | |
| ALABAMA | | | | | |
| KENTUCKY | | | | | |
| ALABAMA | | | | | |
| at Oklahoma | | | | | |
| ALABAMA | | | | | |
| LSU | | | | | |
| ALABAMA | | | | | |
| at Missouri | | | | | |
| ALABAMA | | | | | |
| at South Carolina | | | | | |
| ALABAMA | | | | | |
| GEORGIA | | | | | |
| ALABAMA | | | | | |
| at Texas A&M | | | | | |
| ALABAMA | | | | | |
| VANDERBILT | | | | | |
| ALABAMA | | | | | |
| at Arkansas | | | | | |
| ALABAMA | | | | | |
| at Mississippi State | | | | | |
| ALABAMA | | | | | |
| AUBURN | | | | | |
| ALABAMA | | | | | |
| OPPONENT Totals | 350 | 172 | 124 | 80 | 252 |
| Average/Game | 29.2 | 14.3 | 10.3 | 6.7 | 21.0 |
| ALABAMA Totals | 408 | 201 | 170 | 136 | 286 |
| Average/Game | 34.0 | 16.8 | 14.2 | 11.3 | 23.8 |

ALABAMA IN ITS 108TH SEASON OF BASKETBALL

- Alabama is in its 108th season of basketball in 2020-21. The Tide's first season of hoops came in 1912-13. There was no season in 1943-44 due to World War II.
- The Tide holds an all-time record of 1,700-1,064-1 (.616), which includes an 803-626 (.561) record in SEC play. By capturing its 800th SEC win, Alabama joined Kentucky as the only two teams in conference history to reach milestone. UA also became the third team in the SEC and 34th team in NCAA history to reach 1,700 program wins. Only Kentucky (2,322) and Arkansas (1,718) have more wins than the Crimson Tide.
- Alabama ranks second in the SEC in league victories and third in all-time winning percentage.
- UA has made 36 NCAA (20) or NIT (16) appearances and has won seven SEC regular-season titles and six SEC Tournament championships.

ABOUT ALABAMA

- Alabama enters Tuesday's road contest at Kentucky riding a five-game winning streak, including four consecutive SEC wins, following its 94-90 win at Auburn last Saturday afternoon. In a contest that featured 16 lead changes and nine ties, it was the Crimson Tide who prevailed to capture the program's first win in Auburn Arena since 2015 (had lost five straight).
- Four Crimson Tide players are averaging 12.0 or more points per game for head coach Nate Oats in the early part of the season. Guard Jaden Shackelford leads the way at 13.1 ppg while Jahvon Quinerly, who has missed the last two games with a medical condition, is second on the team with 13.0 ppg. Guard John Petty Jr. is at 12.9 ppg with forward Herbert Jones with 12.4 ppg at all averaging in double figures.
- Jones, considered one of the top defensive players in the entire nation, leads the team in rebounding (6.5 rpg), three-point field goal percentage (.500, 8-of-16), charges taken (4), Blue Collar Points (265.5, 22.1 BCP per game), deflections (42), floor dives (10) and Hard Hat Awards (7). He also boasts much improved offensive numbers during his senior season. In addition to averaging double digits, Jones is collecting 1.9 assists per contest, while shooting 46.2 percent from the field (54-of-117).
- The trio of Petty (22-of-66), Shackelford (24-of-69) and Quinerly (11-of-34) have combined to hit 57 of the Tide's 113 three-pointers (50.4 percent) and have 169 of the team's 351 (48.1 percent) total attempts from beyond the arc. Combined, the trio is shooting 33.7 percent (57-of-169) from beyond the arc.
- As a team, Alabama is outscoring the opposition by 7.4 points per contest (78.9-71.5) while shooting 42.1 percent from the field, 32.2 percent from deep and 68.9 percent from the charity stripe.
- It's the Crimson Tide's defense that has set the tone to its 4-0 start in SEC play. When considering teams that have played more than one game so far during the conference season, UA leads the league in defensive efficiency, ranking first in field goal percentage defense (37.9 percent) and three-point field goal percentage defense (27.2 percent) and is third in scoring defense (72.0) and steals (8.8).
- This season, the Tide welcomed back four starters and five of its top seven scorers off last year's team, three were named as All-SEC performers a year ago. Petty (Second Team All-SEC), Shackelford (All-Freshman) and Jones (All-Defensive) all earned a spot on the postseason teams. Both Petty and Jones tested the NBA waters, with Petty, who was one of the last players to withdraw his name, announcing his return in early August and Jones in mid-June.
- Alabama was predicted to finish fifth overall as voted on by a select panel of both SEC and national media members. Additionally, Petty All-SEC Preseason First Team honors by both the coaches and media members, while Jones earned a spot on the preseason second team as voted on by the league's head coaches. Petty was selected to the 2020 Jerry West Award Watch List for the nation's top shooting guard. He was also tabbed preseason All-SEC by Blue Ribbon Yearbook.
- Head coach Nate Oats is in his second season at the helm of the Crimson Tide program and owns a record of 25-18 (.581) during his time at the Capstone. Oats, who is in his sixth season as a collegiate head coach, owns a career record of 121-61 (.665).

ALABAMA-KENTUCKY – SERIES NOTES

- Tuesday's game will mark the 152nd meeting in series history between to two schools and will be the first of two meetings between the teams during the regular season. The Wildcats will return the game in Tuscaloosa in two weeks on Jan. 26 (6 p.m. CT on ESPN/ESPN2).

RECORD WHEN...

| | |
|---|-----|
| At home | 5-1 |
| On the road | 2-0 |
| At neutral sites | 2-2 |
| In SEC games | 4-0 |
| SEC home games | 2-0 |
| SEC road games | 2-0 |
| In non-conference games | 5-3 |
| In overtime | 0-0 |
| In games decided by ... | |
| 5 points or less | 2-1 |
| 6-10 points | 1-1 |
| 11 points or more | 6-1 |
| Leading at the half | 7-0 |
| Trailing at the half | 1-3 |
| Tied at the half | 1-0 |
| Shooting 40% or better | 8-0 |
| Shooting less than 40% | 1-3 |
| Opponent better than 40% | 5-3 |
| Opponent shoots 40% or less | 4-0 |
| Shooting same or better than opponent | 7-0 |
| Shooting worse than opponent | 2-3 |
| Outrebounding opponent | 6-0 |
| Opponent outrebounds UA | 3-3 |
| Rebounds are tied | 0-0 |
| 70% or better on FT | 4-2 |
| less than 70% on FT | 5-1 |
| More FT att. than opponent | 6-2 |
| Less FT att. than opponent | 3-1 |
| Same FT att. as opponent | 0-0 |
| 40% or better on 3PT | 3-0 |
| Less than 40% on 3PT | 6-3 |
| More turnovers than opponent | 3-1 |
| Less turnovers than opponent | 5-2 |
| Same turnovers as opponent | 1-0 |
| Scoring 80 or more points | 8-0 |
| Scoring 70-79 points | 1-1 |
| Scoring 60-69 points | 0-1 |
| Scoring 50-59 points | 0-1 |
| Scoring less than 50 points | 0-0 |
| Allowing 80 or more points | 2-1 |
| Allowing 70-79 points | 3-1 |
| Allowing 60-69 points | 3-1 |
| Allowing 50-59 points | 1-0 |
| Allowing less than 50 points | 0-0 |
| On Sunday | 0-0 |
| On Monday | 0-1 |
| On Tuesday | 5-0 |
| On Wednesday | 2-0 |
| On Thursday | 0-0 |
| On Friday | 0-0 |
| On Saturday | 2-1 |
| In November | 1-1 |
| In December | 5-2 |
| In January | 3-0 |
| In February | 0-0 |
| In March | 0-0 |

- The 151 games played in the series stands as UA's fifth-most common opponent in program lore. Kentucky owns a 113-39 edge in the all-time series.
- The Tide is 10-58 all-time against the Wildcats in Lexington and owns a 6-26 mark against UK in Rupp Arena. Alabama has lost eight straight games when playing Kentucky in Lexington. The last time Alabama won at Rupp Arena came on Jan. 14, 2006 (won, 68-64).
- Alabama has only won twice in the last 17 games played at Rupp Arena.
- In the only head-to-head meeting between the two teams last season, Kentucky defeated Alabama, 76-67, on Jan. 11, 2020 in Lexington, Ky. The Tide, who was led by Herbert Jones' career-high 18 points, trailed by only one point with just over two minutes remaining, but could not score another point as UK hung on for the win.
- The series began in 1923.

| Alabama - 67 | | | | | | | | | | | | | | | Record: 8-7 (1-2) | |
|--------------|-------------------|-------|------|------|-----|----------|-------|----|----|----|----|--------|----|-----|--------------------|-----|
| NO. | Name | Min | FG | 3P | FT | Rebounds | Fouls | TP | AS | TO | ST | Blocks | PF | PTS | Shooting By Period | |
| | | | M/A | M/A | M/A | OR | OR | FT | FT | AS | TO | ST | PF | PTS | 1st | 2nd |
| 3 | Alex Reese | 22:49 | 2-5 | 0-2 | 2-2 | 2 | 3 | 5 | 1 | 1 | 6 | 2 | 0 | 0 | 11 | 112 |
| 30 | Galvin Smith | 14:34 | 2-5 | 0-0 | 0-0 | 1 | 0 | 1 | 3 | 0 | 4 | 0 | 0 | 0 | 0 | 112 |
| 1 | Herbert Jones | 34:29 | 8-20 | 0-2 | 2-5 | 5 | 2 | 7 | 2 | 5 | 16 | 4 | 1 | 0 | 3 | 19 |
| 2 | Kira Lewis Jr. | 37:09 | 4-11 | 0-1 | 2-3 | 1 | 7 | 8 | 2 | 5 | 10 | 4 | 2 | 0 | 1 | 15 |
| 23 | John Petty Jr. | 35:41 | 6-15 | 3-8 | 1-2 | 2 | 5 | 7 | 2 | 1 | 16 | 1 | 2 | 0 | 4 | 115 |
| 9 | Jaden Davis | 15:19 | 2-4 | 0-0 | 0-0 | 1 | 2 | 3 | 2 | 0 | 4 | 0 | 1 | 1 | 0 | 14 |
| 5 | Jaden Shackelford | 18:54 | 1-4 | 0-1 | 0-0 | 1 | 3 | 4 | 0 | 0 | 2 | 0 | 0 | 0 | 2 | 3 |
| 11 | James Bolden | 18:01 | 2-11 | 0-6 | 0-0 | 0 | 1 | 1 | 1 | 0 | 4 | 3 | 0 | 1 | 0 | 0 |
| 12 | Jaylen Forbes | 33:04 | 1-1 | 1-1 | 0-0 | 0 | 0 | 0 | 0 | 1 | 3 | 0 | 0 | 0 | 0 | 11 |
| Team | | | 35 | 8 | 0 | 0 | 0 | 0 | 0 | 0 | 0 | 0 | 0 | 0 | 0 | 0 |
| Totals | | 38-76 | 4-21 | 1-12 | 16 | 28 | 44 | 14 | 13 | 67 | 14 | 8 | 3 | 6 | 8 | 9 |

| Kentucky - 76 | | | | | | | | | | | | | | | Record: 13-3 (9) | |
|---------------|-------------------|-------|------|-------|-----|----------|-------|----|----|----|----|--------|----|-----|--------------------|-----|
| NO. | Name | Min | FG | 3P | FT | Rebounds | Fouls | TP | AS | TO | ST | Blocks | PF | PTS | Shooting By Period | |
| | | | M/A | M/A | M/A | OR | OR | FT | FT | AS | TO | ST | PF | PTS | 1st | 2nd |
| 4 | Nick Richards | 32:11 | 5-11 | 0-0 | 3-6 | 4 | 7 | 11 | 1 | 5 | 13 | 1 | 0 | 5 | 1 | 1 |
| 12 | Kalen Brooks Jr. | 10:42 | 1-2 | 0-0 | 0-0 | 0 | 0 | 0 | 2 | 0 | 2 | 0 | 0 | 0 | 0 | 8 |
| 23 | EJ Montgomery | 24:29 | 4-6 | 0-0 | 0-0 | 6 | 6 | 1 | 0 | 8 | 0 | 1 | 0 | 1 | 0 | 19 |
| 9 | Ashlon Hagans | 36:17 | 4-10 | 1-2 | 6-9 | 0 | 9 | 9 | 2 | 7 | 15 | 9 | 4 | 3 | 0 | 27 |
| 3 | Tyrese Murray | 35:29 | 6-17 | 1-3 | 0-0 | 1 | 3 | 4 | 2 | 0 | 13 | 1 | 0 | 0 | 2 | 19 |
| 21 | Khalil Whitney | 09:22 | 0-3 | 0-0 | 0-0 | 1 | 0 | 1 | 0 | 0 | 0 | 0 | 0 | 0 | 0 | 0 |
| 1 | Nate Sedira | 18:11 | 2-4 | 2-3 | 0-0 | 2 | 2 | 4 | 3 | 0 | 6 | 0 | 1 | 1 | 2 | 9 |
| 22 | Immanuel Quickley | 34:08 | 6-10 | 2-6 | 2-2 | 0 | 5 | 5 | 1 | 2 | 19 | 3 | 1 | 1 | 0 | 11 |
| Team | | | 2 | 4 | 0 | 0 | 0 | 0 | 0 | 0 | 0 | 0 | 0 | 0 | 0 | 0 |
| Totals | | 38-85 | 9-15 | 11-17 | 10 | 34 | 44 | 13 | 14 | 78 | 15 | 14 | 5 | 8 | 8 | 9 |

| Technical Fouls: NONE | | | | | | | | | | |
|---------------------------|----------------------------|-----------------------|-----|--------------------------|-----|-----|-----|----|----|----|
| Biggest lead | | Points from Turnovers | | Period by Period Scoring | | | | | | |
| ALA | UKY | ALA | UKY | 1st | 2nd | TOT | | | | |
| 2 (1 st 14:12) | 15 (2 nd 17:12) | 17 | 7 | 44 | 35 | 79 | | | | |
| Best Scoring Run | | Point | | ALA | | 35 | 32 | 67 | | |
| Lead Changes | | Second Chance | | 17 | | 13 | 0 | 0 | | |
| Times Tied | | Fast Breaks | | 16 | | 10 | 0 | 0 | | |
| Time with Lead | | Bench | | 13 | | 25 | UKY | 45 | 31 | 76 |

- Alabama has only won twice in the last 17 games played at Rupp Arena.
- In the only head-to-head meeting between the two teams last season, Kentucky defeated Alabama, 76-67, on Jan. 11, 2020 in Lexington, Ky. The Tide, who was led by Herbert Jones' career-high 18 points, trailed by only one point with just over two minutes remaining, but could not score another point as UK hung on for the win.
- The series began in 1923.

FIVE-GAME WIN STREAK

- Alabama's five-game win streak began on Dec. 22 vs. East Tennessee State and has included four SEC victories including a win at then-No. 7 Tennessee on Jan. 2.
- Over the five-game streak, the Crimson Tide is outscoring the opposition by 12.2 points per game (83.6-71.4) while shooting 44.0 percent from the floor and 36.4 percent from beyond the arc.
- Below is a comparison to Alabama's first seven game averages compared to the Tide's last five game numbers:

| | Record | PPG | RPG | FGM-FGA | FG% | 3FGM-3FGA | 3FG% | 3's/Game |
|----------------------|------------|------|------|---------|------|-----------|------|----------|
| First 7 Games | 4-3 | 75.6 | 71.6 | 181-445 | .407 | 61-208 | .293 | 8.7 |
| Last 5 Games | 5-0 | 83.6 | 71.4 | 144-327 | .440 | 52-143 | .364 | 10.4 |

HERB-O TURBO

- Forward Herbert Jones reputation as one of the top defensive players in the Southeastern Conference continues to hold true in the start of his senior campaign. However it's his performance on the offensive end through the first part of the year that has been even more impressive.
- Prior to the 2020-21 campaign, the Greensboro, Ala., native's best offensive output came last year when he averaging 7.9 ppg while shooting 48.4 percent from the field but hit only 1-of-14 three-point attempts and shot 62.5 percent from the free throw line.
- Through the early part of his senior season, Jones has shown just how hard he has worked on his offensive game. Across the Crimson Tide's 12 games on the season, Jones is averaging 12.9 points per game while shooting 46.2 percent from the floor, 50.0 percent from beyond the arc and 76.5 percent at the charity stripe.
- Below is a comparison to Jones' offensive numbers through first three seasons compared to this year

| | PPG | RPG | FGM-FGA | FG% | 3FGM-3FGA | 3FG% | FTM-FTA | FT% | Double Figures |
|----------------------------|------|-----|---------|------|-----------|------|---------|------|----------------|
| First Three Seasons | 6.0 | 4.3 | 211-482 | .438 | 14-61 | .230 | 141-257 | .549 | 19 |
| This Season | 12.9 | 6.5 | 54-117 | .462 | 8-16 | .500 | 39-51 | .765 | 9 |

PLAYERS OF THE BACK-TO-BACK WEEKS

- Alabama guards Jaden Shackelford and John Petty Jr. have been named the SEC Player of the Week in each of the last two weeks. It's the first time since the 1986 season that UA players have earned back-to-back conference Player of the Week honors (Terry Coner and Derrick McKey).

BY THE NUMBERS

1

When considering teams that have played at least two conference games, Alabama leads the SEC in field goal percentage defense (.379) and three-point field goal percentage defense (.272) in league games only.

3

UA ranks third in the SEC in threes made per game (9.4) and total three-pointers made (113). Last year, UA led the league in several offensive categories including: scoring offense (82.0), threes made (334) and attempted (957), threes made per game (10.8) and three-point field goal percentage (34.9 percent).

5

Last year's squad set a school record for consecutive games of scoring 90 or more points with five straight last year. The program record for games of scoring 90 or more points is 12 set during the 1971-72 season, with nine such games occurring in 1974-75 and 2001-02. UA reached the mark eight times last year.

5

The Crimson Tide ranks fifth in the nation, and tops the SEC, in average possession length, averaging 14.2 seconds per possession.

17

Number of AP Top-25 teams Alabama has beaten over the past four seasons (17-16), including a 1-0 mark this year. Nate Oats is 3-4 vs. AP Top-25 teams with two wins coming against teams ranked inside the AP Top-10.

24

The Tide has had 24 games of scoring 80 or more points under head coach Nate Oats, including eight already this season. UA is a perfect 8-0 when hitting the 80-point mark this year and 20-4 in such contests over the last two years. The school record for 80-point games in a season is 17 set three times (1976-77, 1978-79 and 1986-87).

29

Alabama's NET Rankings and KenPom.com RPI ranking as of Jan. 7, 2021. According to the NCAA Net, the Tide is currently 1-2 vs. Quad 1 and 5-0 vs. Quad 2 opponents.

334-OF-957

Alabama shattered the school record for threes made and attempted, knocking down 334-of-957 during the 2019-20 season. That toppled the former record which was both set back in 2015-16 (259-of-763).

803

Number of SEC wins for Alabama, which ranks second among all league teams. The Crimson Tide's SEC winning percentage of .562 is third-best in the conference annals.

1,700

Number of all-time wins for Alabama in 108 years of basketball, which ranks second in the SEC.

- Shackelford earned the accolade for the week of Dec. 30 when after he scored 26 points on the strength of a career-best eight three-pointers to lead UA past ETSU, 85-69, on Dec. 22.
- This past week, Petty earned the recognition after averaging 15.0 points and 6.0 rebounds per contest while shooting 61.1 percent (11-of-18) from the field and 63.6 percent (7-of-11) from 3-point range in wins over Ole Miss and at then-No. 7 Tennessee.

MAUI INVITATIONAL ALL-TOURNAMENT

- Following his performance at the 2020 Maui Invitational, John Petty Jr. was selected to the All-Tournament team.
- Across his three games played in the event, the Huntsville, Ala., native averaged 15.0 points and 5.0 rebounds per game while shooting 50 percent (15-of-30) from the floor and 40 percent (8-of-20) from deep.
- The three-game stretch was highlighted when he faced UNLV in the second contest, accounting for a season-high 22 points on 6-of-10 shooting from deep to go along with a six assists compared to only one turnover in his 33 minutes of action.
- Petty was joined on the All-Tournament team by Garrison Brooks (North Carolina), Matt Coleman (Texas), David Duke (Providence) and Trayce Jackson-Davis (Indiana).

PETTY PRESEASON AWARDS

- After being one of the final players to pull his name out of the 2020 NBA Draft and return to Alabama for his final season, John Petty Jr. is beginning to reap the recognition coming into his final college basketball season.
- Petty was named one of 20 candidates selected to the 2021 Jerry West Shooting Guard of the Year Award Watch List. The the annual honor in its seventh year recognizes the top shooting guards in Division I men's college basketball.
- He was also honored as a unanimous Preseason First Team All-SEC honoree, earning the recognition by both the media and coaches.
- Petty is coming off a career-best season in 2019-20 on his way to earning second team All-SEC honors. The Huntsville, Ala., native averaged 14.5 points and a team-leading 6.6 rebounds per game last season while shooting 44.0 percent (85-of-193) from three-point field goal range which led the SEC and ranked ninth in the nation.
- Became the 51st player in program history to reach 1,000 career points and the 32nd to do so in three years and enters this campaign with 1,137 career points.

ALABAMA SIGNS THREE IN EARLY PERIOD, CLASS RANKED NO. 10

- Head coach Nate Oats announced three additions to the Alabama men's basketball program who have signed their National Letters of Intent to continue their playing career with the Crimson Tide.
- The trio of point guard JD Davison (Letohatchee, Ala.; Calhoun HS), shooting forward Jusaun Holt (Roswell, Ga.; St. Francis Day School) and power forward Langston Wilson (Upper Darby, Pa.; Georgia Highlands College) made up the nation's 10th-ranked signing class according to Rivals.com, while 247sports.com has Alabama's early signees ranked No. 14 in the nation.
- Below is a breakdown of each of the newest signees:

JD Davison (6-3 | 175 | Fr. | PG) — Letohatchee, Alabama – Calhoun High School

- Rated as a consensus five-star prospect by ESPN, Rivals and 247Sports and one of the highest-rated recruits to ever sign with the Alabama men's basketball program
- Ranked by 247Sports.com as the No. 9 overall player in the nation and the No. 1 point guard
- During his junior season, he led Calhoun High School to the 2A state championship while averaging 33.4 points, 12 rebounds, five assists, six steals and four blocks per game
- ESPN ranks him as the No. 14 overall player in the 2021 class and No. 2 at his position and the No. 1 overall player in Alabama, while Rivals.com has him listed as the No. 13 overall player in his class and the No. 3 point guard in the nation
- Named Alabama's Mr. Basketball during the 2019-20 season to become only the fifth junior to be named Mr. Basketball in the 38-year history of the award.
- Chose Alabama over the likes of Auburn, Kansas, LSU, Memphis, and Michigan

RECORD WATCH

INDIVIDUAL SINGLE-SEASON

TEAM SEASON

INDIVIDUAL CAREER

| Points | | |
|------------|--------------|----------------------------------|
| 21. | 1,336 | Levi Randolph 2012-15 |
| 22. | 1,327 | Richard Hendrix 2006-08 |
| 23. | 1,326 | Wendell Hudson 1971-73 |
| 24. | 1,325 | Kennedy Winston 2003-05 |
| 25. | 1,323 | Earnest Shelton 2002-05 |
| 26. | 1,321 | Robert Scott 1977-80 |
| 27. | 1,312 | Charles Cleveland 1973-75 |
| 28. | 1,273 | John Petty Jr. 2017-pres. |
| 29. | 1,268 | Jermareo Davidson 2004-07 |
| 30. | 1,247 | T.R. Dunn 1974-77 |

| 3-Point Field Goals Made | | |
|--------------------------|------------|----------------------------------|
| 1. | 263 | Brian Williams 1996-99 |
| 2. | 262 | Eric Washington 1994-97 |
| 3. | 256 | John Petty Jr. 2017-pres. |
| 4. | 245 | Earnest Shelton 2002-05 |
| 5. | 225 | James Robinson 1991-93 |
| 6. | 182 | Terrance Meade 2000-02 |

| 3-Point Field Goals Attempted | | |
|-------------------------------|------------|----------------------------------|
| 1. | 738 | Brian Williams 1996-99 |
| 2. | 681 | Earnest Shelton 2002-05 |
| 3. | 678 | Eric Washington 1994-97 |
| 4. | 672 | John Petty Jr. 2017-pres. |
| 5. | 607 | James Robinson 1991-93 |
| 6. | 550 | Rod Grizzard 2000-02 |

Jusaun Holt (6-6 | 190 | Fr. | SG) — Roswell, Georgia – St. Francis Day School

- Rated as a four-star prospect by ESPN, Rivals and 247Sports
- Ranked as the No. 102 overall player in his class and the No. 26 small forward in the nation b Rivals
- Earned second team Region 6 Sub-Region B All-Region honors and selected to the Atlanta Journal Constitution North Fulton second team following his junior season
- 247sports.com pegs him as the No. 20 small forward and the No. 8 overall player in Georgia
- Ranked by ESPN as the No. 7 overall player in Georgia and the No. 41 player at his position
- Led St. Francis to consecutive Georgia Class A Private State Championship titles (2019 and 2020)
- First signee to join the Crimson Tide out of the Atlanta area since Collin Sexton signed in 2017
- Chose Alabama over Xavier, Wake Forest, Miami, Georgia and Washington, among others

Langston Wilson (6-9 | 190 | Jr. | PF) — Upper Darby, Pennsylvania – Georgia Highlands College

- One of the top JUCO prospects in the nation; rated as four-star recruit by Rivals and 247Sports
- Ranked by 247sports as the No. 2 overall JUCO player in the 2021 class and No. 1 power forward
- Played his freshman year at Georgia Highlands College in 2019-20 where he averaged 10.1 points, 7.6 rebounds and 1.2 blocks per game while shooting 54 percent from the floor across 32 games
- Helped lead team to a 24-8 overall mark and a 13-3 mark in the Georgia Collegiate Athletics Association (GCAA) where it reached the conference championship game
- Named to the GCAA All-Freshman and Honorable Mention All-Region teams
- Was unable to play organized high-school basketball due to a medical misdiagnosis but was cleared and joined the squad at Georgia Highlands
- Chose Alabama over offers from Kansas, Maryland, Texas A&M and Ole Miss, among others

KIRA LEWIS JR. DRAFTED NO. 13 OVERALL IN 2020 NBA DRAFT

- Former Alabama men’s basketball guard Kira Lewis Jr. was selected by the New Orleans Pelicans as the No. 13 overall pick at the 2020 National Basketball Association Draft on Nov. 18.
- Lewis becomes the 16th Alabama player to be chosen in the first round and is the seventh UA player selected with a top-15 pick in program history, joining Collin Sexton (No. 8 in 2018), Antonio McDyess (No. 2 overall in 1995), Robert Horry (No. 11 overall in 1992), Derrick McKey (No. 9 overall in 1987), Ennis Whatley (No. 13 overall in 1982) and Leon Douglas (No. 4 overall in 1976)
- With his selection, Lewis is the second Crimson Tide point guard in the last three years to be selected among the lottery in the NBA Draft (Collin Sexton selected No. 8 overall by the Cleveland Cavaliers in the 2018 NBA Draft)

ALABAMA WELCOMES 10 NEWCOMERS TO 2020-21 ROSTER

- Head coach Nate Oats added 10 newcomers to this year’s team, which includes six scholarship signees in addition to four walk-ons. Combined with the three players who were forced to redshirt last year (Juwon Gary, Jahvon Quinerly and James Rojas), there will be 13 players wearing uniforms in 2020-21 who did not suit up a year ago.
- Alabama’s six scholarship signees include Keon Ambrose-Hylton (Toronto, Ontario/Andrews Osborne Academy [Ohio]), Keon Ellis (Fort Myers, Fla./Florida SW State), Darius Miles (Washington, D.C./IMG Academy) and Josh Primo (Toronto, Ontario/Royal Crown International).
- The team recruiting rankings do not include another new addition in graduate transfer Jordan Bruner. Last season at Yale, Bruner earned First Team All-Ivy League honors after leading the conference in rebounds per game (9.2) and ranking fourth in assists (3.8 apg) and third in blocked shots (1.7 bpg) while adding 10.9 points per contest.



NATE OATS

Head Coach 2nd Season at UA
MARANTHA BAPTIST, 1998 6th Season Overall

- Formally introduced as head men's basketball coach at The University of Alabama on March 28, 2019
- Promised fans would see an entertaining, up-tempo and fast-paced style of play and that's exactly what he delivered in his first season at the helm of the program
- After ranking near the bottom of the Southeastern Conference in most offensive categories the previous year, Alabama led the league in six offensive statistics in 2019-20, including points per game (82.0), three-point field goal percentage (34.9 percent) and threes made per game (10.8), among others
- Nationally, the new-look offense ranked No. 3 in points and threes made per game, while also ranking sixth with 334 total threes made and fourth with 957 three-point attempts – both of which set program records
- The Tide's pace of play also ranked among the fastest in the country, as UA ranked fourth in raw tempo (76.1) and average possession length (15.2).
- Alabama boasted four student-athletes who earned All-SEC honors in 2020 as Kira Lewis Jr. (first team), John Petty Jr. (second team), Jaden Shackelford (all-freshman) and Herbert Jones (all-defensive) all received postseason recognition.
- It marked just the second time in program history that the Crimson Tide had four all-conference honorees in the same season (2006 was the only other year).
- His efforts didn't just end on the court. Off the court, Oats and his staff were relentless on the recruiting trail and the results were evident. According to Rivals.com, the Crimson Tide's 2020 recruiting class, which included Canada's No. 1 and No. 3-ranked players as well as the top JUCO prospect in the nation, was ranked No. 9 in the country by Scout.com and No. 12 according to 247Sports. In the classroom, the program boasted 11 student-athletes who earned SEC Academic Honor Roll recognition.
- Came to Alabama after spending the last four seasons at the University at Buffalo where he led the Bulls to a 96-43 (.691) record, three MAC Tournament Championships and three NCAA Tournament appearances, including reaching the round of 32 in each of the last two seasons
- Named the league's Coach of The Year and National Association of Basketball Coaches (NABC) District 14 Coach of the Year in back-to-back seasons (2018 and 2019) and finished fourth in voting for the 2019 Associated Press Men's College Coach of the Year
- Over the last two seasons, Buffalo finished with a combined record of 59-13 (.819), a pair of MAC Tournament and regular season championships, two NCAA Tournament Round of 32 appearances and consecutive MAC Coach of the Year honors
- Prior to joining the Bulls, Oats completed 11 seasons as head coach at Romulus High School in Michigan, winning the school's first state title in 27 years in 2012-13 and finished the season 27-1
- Was named the 2013 Detroit News State Coach of the Year, the Detroit Free Press State Coach of the Year, and BCAM State Coach of the Year

CAREER HISTORY AND RESULTS

UNIVERSITY OF BUFFALO, HEAD COACH, 2015-19

| Year | Record | Pct. | MAC Record | Pct. | Postseason |
|------------------|--------------|-------------|--------------|-------------|-------------------|
| 2015-16 | 20-15 | .571 | 10-8 | .556 | NCAA First Round |
| 2016-17 | 17-15 | .531 | 11-7 | .611 | |
| 2017-18 | 27-9 | .750 | 15-3 | .833 | NCAA Second Round |
| 2018-19 | 32-4 | .889 | 16-2 | .889 | NCAA Second Round |
| Total (4) | 96-43 | .696 | 60-30 | .667 | |

UNIVERSITY OF ALABAMA, HEAD COACH, 2019-PRESENT

| Year | Record | Pct. | SEC Record | Pct. | Postseason |
|------------------|---------------|-------------|--------------|-------------|------------|
| 2019-20 | 16-15 | .516 | 8-10 | .444 | NA |
| 2020-21 | 9-3 | .750 | 4-0 | 1.000 | |
| Total (2) | 25-18 | .581 | 12-10 | .545 | |
| Total (6) | 121-61 | .665 | 72-40 | .643 | |

HONORS

- MAC Coach of the Year (2018, 2019)
- NABC District Coach of the Year (2018, 2019)
- Finished 4th in AP Voting for National College Coach of the Year (2019)

- 3x NCAA Tournament Participant
- 3x MAC Tournament Champions
- 2x MAC Regular Season Champions

ON THE BENCH



CHARLIE HENRY
Assistant Coach

- In his second season at Alabama
- Boasts more than 10 years of coaching experience on three major levels of basketball – NBA, G League and DI power-five schools – including stops at the Chicago Bulls, Windy City Bulls and Iowa State
- His input was made immediately evident as he helped install Nate Oats' offensive system that led the SEC in six different offensive categories during the 2019-20 season, including scoring average (82.0 ppg), threes made per game (10.8) and three-point field goal percentage (34.9 percent), among others



BRYAN HODGSON
Assistant Coach

- In his second season at Alabama
- Instrumental in signing the nation's No. 9-ranked signing class in 2020 according to Rivals.com, while 247sports.com ranked this year's signees at No. 12 nationally.
- Ranked No.6 on 247sports' list of the top 2020 coach recruiter rankings
- Listed as one top the top 50 Most Impactful High Major Assistant Coaches and invited to participate in the prestigious 2020 TopConnect Seminar




ANTOINE PETTWAY
Assistant Coach

- In his 10th season as an assistant coach at his alma mater, and his 13th on the Alabama staff
- Known as one of the top recruiters in the country and was listed by 247sports.com as the No. 1 recruiter in the nation for the 2019 class
- Prior to that, he was ranked No. 3 nationally in 2017 and No. 9 in 2018
- Recruited and signed Jaden Shackelford our of Hesperia, Calif., who went on to rank among the nation's top freshmen as he earned SEC All-Freshman honors



MIKE SNOWDEN
Strength and Conditioning

In his second season as the Alabama men's basketball strength coach ... a military veteran who served on President Barack Obama's Helicopter Squadron staff ... was head coach Nate Oats' strength coach at the University of Buffalo ... prior to that he had two stints at George Mason, his alma mater, in 2016-17 and 2013-14 – his first year as a strength coach ... also served as the strength and conditioning graduate assistant with the VCU men's basketball team (2015-16).



ADAM BAUMAN
Director of Operations

Adam Bauman remains on head coach Nate Oats' staff for a sixth consecutive year as he enters his second season at Alabama ... responsible for operational aspects of the men's basketball program, including budget management and scheduling team travel ... prior to his time at Buffalo, he oversaw all video coordination at Mississippi State.

THE LAST TIME...

TEAM

Scored 100 points or more:

Feb. 23, 2020 - UA 103, Ole Miss 78

Scored 110 points or more:

Dec. 1, 2004 - UA 114, ETSU 77

Scored less than 50 points:

Jan. 6, 2018 - Georgia 65, UA 46

Allowed 100 points:

Feb. 8, 2020 - UA 105, Georgia 102 (ot)

Held opponent to 40 points or less:

Jan. 10, 2015 - UA 56, Tennessee 38

Held opponent to 15 pts or less in half:

Nov. 29, 2016 - 15 points allowed vs. Charleston Southern (1st half)

Scored 50 points in a half:

Jan. 9, 2021 - 57 points in second half at Auburn

Won an overtime game:

Feb. 8, 2020 - UA 105, Georgia 102

Lost an overtime game:

Feb. 12, 2020 - Auburn 95, UA 91

Played a double-overtime game:

Jan. 4, 2020 - Florida 104, UA 98

Played a triple-overtime game:

Feb. 7, 2017 - UA 90, South Carolina 86 (4ot)

Played a quadruple-overtime game:

Feb. 7, 2017 - UA 90, South Carolina 86

Shot 60% or better in a half:

Dec. 18, 2019 - 61.3% in 1st half at Samford

Shot 70% or better in a half:

Nov. 29, 2019 - 72.7% in 2nd half vs. Southern Miss

Failed to hit a three-pointer in a game:

Dec. 4, 2010 vs. Purdue (346 games)

Had at least 20 three-pointers in a game:

Feb. 12, 2020 at Auburn (22)

Had at least 15 steals in a game:

Dec. 12, 2020 vs. Clemson (17)

Had at least 25 assists in a game:

Nov. 17, 2017 vs. Alabama A&M (25)

Forced 25 turnovers in a game:

Nov. 11, 2012 vs. West Alabama (25)

Played a ranked opponent (AP poll):

Jan. 2, 2021 at No. 7 Tennessee (won, 71-63)

Beat a ranked opponent at neutral site:

March 9, 2018 vs. No. 16 Auburn (won, 81-63)

Beat a ranked opponent at home:

Jan. 16, 2020 vs. No. 4 Auburn (won, 83-64)

Beat a ranked opponent on the road:

Jan. 2, 2021 at No. 7 Tennessee (won, 71-63)

Beat a top-10 opponent:

Jan. 2, 2021 at No. 7 Tennessee (won, 71-63)

Beat a top-10 opponent on the road:

Jan. 2, 2021 in Knoxville, Tenn. (beat No. 7 Tennessee, 71-63)

Beat a top-5 opponent:

Jan. 16, 2020 vs. No. 4 Auburn (won, 83-64)

Beat a top-5 opponent on the road:

Feb. 21, 2004 in Starkville, Miss. (beat No. 4 Mississippi State, 77-73)

Played a No. 1 ranked opponent:

Jan. 31, 2015 vs. No. 1/1 Kentucky (lost, 70-55)

Beat a No. 1 ranked opponent on the road:

Jan. 28, 1983 at No. 1 UCLA (won, 70-67)

Beat a No. 1 ranked opponent:

March 20, 2004 vs. No. 1 Stanford (NCAA tournament (won, 70-67)

INDIVIDUAL

Had a player score 50 points:

Michael Nordholz (50) vs. Southern Miss, 12/12/76 (single-game scoring record)

Had a player score 40 points:

Collin Sexton (40) vs. Minnesota, 11/25/17

Had a player score 35 points:

Kira Lewis Jr. (37) at Georgia, 2/8/20

Had a player score 30 points:

Kira Lewis Jr. (37) at Georgia, 2/8/20

Had a player grab 20 rebounds:

Richard Hendrix (23) vs. Troy, 11/9/07

Had a player dish out 10 or more assists:

Kira Lewis Jr. (11) at Ole Miss, 2/22/20

Had a player block five shots:

Donta Hall (8) vs. Oklahoma, 1/27/18

Had a player block 10 shots:

Roy Rogers (10) vs. LSU, 2/17/96

Had a player with seven or more steals in a game:

Jeremy Hays (8) vs. Oregon State, 12/12/98

Had two players record a double-double in same game:

Jaden Shackelford (18 pts, 11 rebs), Herbert Jones (14 pts, 12 rebs) vs. Jacksonville State, 11/26/20

Had three players record a double-double in same game:

Jermareo Davidson (12 pts, 12 rebs), Alonzo Gee (22 pts, 10 rebs), Richard Hendrix (18 pts, 12 rebs) vs. Louisiana Monroe, 11/28/06

Had a player record a double-double in three consecutive games:

Donta Hall (14 pts, 16 rebs vs. Texas A&M, 12 pts, 11 rebs at Missouri, 16 pts, 12 rebs vs. Tennessee) (Jan. 12, Jan. 16, Jan. 19, 2019)

Had a player record a double-double in four consecutive games:

Donta Hall (14 pts, 16 rebs vs. Texas A&M, 12 pts, 11 rebs at Missouri, 16 pts, 12 rebs vs. Tennessee, 10 pts, 11 rebs vs. Ole Miss) (Jan. 12, Jan. 16, Jan. 19, Jan. 22, 2019)

Had two players score 20 points in a game:

Joshua Primo (22) and Jordan Bruner (20) at Auburn, 1/9/21

Had six or more players score in double figures:

John Petty Jr. (14), Kira Lewis Jr. (15), Beetle Bolden (15), Herbert Jones (15), Alex Reese (14), Jaden Shackelford (16) at Florida, 1/4/20

Players who recorded a triple-double:

Kira Lewis Jr. (10 pts, 10 rebs, 13 asts) at Auburn, 2/12/20
Roy Rogers (27 pts, 10 rebs, 10 blocks) vs. LSU, 2/17/96

2020-21 BOX SCORES

GAME 1



Official Basketball Box Score - Final
Jacksonville St. at Alabama
 11/25/20 Coleman Coliseum, Tuscaloosa
 2020-21 Men's Basketball

Game Time: 7:00 PM
 Game Duration: 2:05
 Attendance: 2,025

Officials: Doug Shous, Mike Nance, Garrick Shannon

Jacksonville St. - 57

Record: 0-1

| NO. | Name | Min | FG | | | Rebounds | | | Fouls | | TP | AS | TO | ST | Blocks | | | +/- |
|---------------|-------------------|---------|-------|--------|--------|----------|----|-----|-------|----|----|----|----|----|--------|-----|-----|-----|
| | | | M-A | 3P-M-A | FT-M-A | OR | DR | TOT | PF | FD | | | | | BS | BA | BA | |
| 5 | Amanze Ngumezi | F 11:43 | 3-8 | 1-2 | 1-1 | 2 | 2 | 4 | 2 | 2 | 8 | 0 | 3 | 0 | 1 | 1 | -15 | |
| 11 | Kayne Henry | F 19:56 | 2-12 | 0-4 | 3-3 | 1 | 5 | 6 | 1 | 3 | 7 | 0 | 1 | 1 | 0 | -2 | | |
| 50 | Brandon Huffman | C 11:05 | 1-1 | 0-0 | 0-2 | 2 | 2 | 4 | 2 | 1 | 2 | 0 | 3 | 0 | 0 | -16 | | |
| 0 | Jalen Finch | G 27:56 | 0-5 | 0-3 | 0-0 | 1 | 1 | 2 | 4 | 3 | 0 | 2 | 4 | 1 | 0 | -12 | | |
| 23 | Darian Adams | G 19:51 | 0-7 | 0-2 | 1-2 | 2 | 1 | 3 | 5 | 1 | 1 | 2 | 0 | 0 | 0 | -28 | | |
| 24 | Martin Roub | F 19:02 | 3-9 | 2-7 | 0-0 | 3 | 5 | 8 | 1 | 1 | 8 | 0 | 1 | 0 | 0 | -10 | | |
| 1 | Demaree King | 22:58 | 5-12 | 4-8 | 1-2 | 0 | 1 | 1 | 2 | 1 | 15 | 0 | 1 | 1 | 0 | -6 | | |
| 10 | Juwan Perdue | 11:17 | 2-4 | 0-0 | 2-2 | 1 | 1 | 2 | 0 | 0 | 6 | 2 | 1 | 0 | 1 | -6 | | |
| 13 | Jay Pal | 22:59 | 1-3 | 1-2 | 0-0 | 2 | 5 | 7 | 2 | 0 | 3 | 1 | 1 | 0 | 0 | -15 | | |
| 4 | Marcellus Brigham | 08:04 | 0-0 | 0-0 | 0-2 | 2 | 2 | 4 | 1 | 1 | 0 | 1 | 1 | 0 | 0 | -1 | | |
| 3 | Maros Zeliznak | 08:45 | 1-3 | 0-0 | 1-1 | 1 | 2 | 0 | 1 | 2 | 0 | 1 | 2 | 0 | 0 | -1 | | |
| 2 | Semaj Henderson | 08:20 | 1-2 | 1-2 | 0-0 | 1 | 1 | 1 | 0 | 0 | 3 | 2 | 1 | 0 | 0 | -5 | | |
| 25 | Khalil Johnson | 05:48 | 0-2 | 0-0 | 0-0 | 1 | 1 | 0 | 0 | 0 | 0 | 1 | 0 | 0 | 0 | 3 | | |
| 15 | JJ Platt | 01:08 | 0-1 | 0-0 | 2-2 | 1 | 0 | 1 | 0 | 1 | 2 | 0 | 0 | 0 | 0 | 3 | | |
| 31 | Marvin Hughes | 01:08 | 0-0 | 0-0 | 0-0 | 0 | 0 | 0 | 0 | 0 | 0 | 0 | 0 | 0 | 0 | 3 | | |
| Team | | | | | | 2 | 1 | 3 | 0 | 0 | 0 | 0 | 0 | 0 | 0 | 0 | | |
| Totals | | | 19-69 | 9-32 | 10-17 | 20 | 29 | 49 | 20 | 17 | 57 | 10 | 20 | 5 | 2 | 4 | -24 | |

Technical Fouls: NONE

Alabama - 81

Record: 1-0

| NO. | Name | Min | FG | | | Rebounds | | | Fouls | | TP | AS | TO | ST | Blocks | | | +/- |
|---------------|---------------------|---------|-------|--------|--------|----------|----|-----|-------|----|----|----|----|----|--------|----|----|-----|
| | | | M-A | 3P-M-A | FT-M-A | OR | DR | TOT | PF | FD | | | | | BS | BA | BA | |
| 2 | Jordan Bruner | F 15:55 | 2-6 | 0-3 | 0-0 | 3 | 0 | 3 | 3 | 2 | 4 | 1 | 1 | 0 | 1 | 0 | 14 | |
| 1 | Herbert Jones | G 24:57 | 3-11 | 1-2 | 5-6 | 5 | 7 | 12 | 3 | 4 | 12 | 0 | 0 | 1 | 2 | 1 | 21 | |
| 5 | Jaden Shackelford | G 25:45 | 6-13 | 1-4 | 5-5 | 3 | 9 | 12 | 1 | 5 | 18 | 2 | 2 | 2 | 0 | 20 | | |
| 13 | Jahvon Quinerly | G 26:08 | 7-12 | 2-5 | 2-2 | 0 | 1 | 1 | 1 | 2 | 18 | 3 | 1 | 1 | 0 | 25 | | |
| 23 | John Petty Jr. | G 25:34 | 6-14 | 2-8 | 0-1 | 2 | 4 | 6 | 1 | 1 | 14 | 1 | 1 | 2 | 0 | 26 | | |
| 14 | Keon Ellis | 17:17 | 0-0 | 0-0 | 0-0 | 2 | 2 | 2 | 0 | 0 | 2 | 0 | 2 | 0 | 1 | 0 | | |
| 33 | James Rojas | 20:22 | 3-8 | 1-2 | 1-2 | 4 | 3 | 7 | 1 | 4 | 8 | 1 | 1 | 0 | 0 | 17 | | |
| 3 | Alex Reese | 13:14 | 0-4 | 0-0 | 0-0 | 1 | 1 | 0 | 0 | 0 | 0 | 2 | 0 | 0 | 0 | 10 | | |
| 11 | Joshua Primo | 16:57 | 2-4 | 0-2 | 1-2 | 0 | 3 | 3 | 3 | 1 | 5 | 1 | 0 | 1 | 0 | 0 | | |
| 22 | Keon Ambrose-Hylton | 06:42 | 0-1 | 0-0 | 0-2 | 1 | 0 | 1 | 2 | 1 | 0 | 0 | 1 | 0 | 0 | -1 | | |
| 12 | Darius Miles | 03:42 | 1-2 | 0-1 | 0-0 | 1 | 1 | 2 | 0 | 0 | 2 | 0 | 1 | 0 | 0 | -6 | | |
| 4 | Juwan Gary | 03:27 | 0-2 | 0-0 | 0-0 | 0 | 0 | 0 | 0 | 0 | 0 | 0 | 0 | 0 | 0 | -6 | | |
| Team | | | | | | 1 | 4 | 5 | 0 | 0 | 0 | 0 | 0 | 0 | 0 | 0 | | |
| Totals | | | 30-77 | 7-31 | 14-20 | 20 | 35 | 55 | 17 | 20 | 81 | 11 | 10 | 8 | 4 | 2 | 24 | |

Technical Fouls: NONE

| | JSU | | Bama | | Points from Turnovers | Paint | Second Chance | Fast Breaks | Bench | Period by Period Scoring | | | |
|------------------|---------------------------|----------------------------|------|-----|-----------------------|-------|---------------|-------------|-------|--------------------------|----|----|---|
| | 1st | 2nd | 3rd | 4th | | | | | | TOT | | | |
| Biggest lead | 1 (1 st 19:14) | 30 (2 nd 4:02) | | | 10 | 16 | 42 | 6 | 19 | 1 | 2 | 1 | 1 |
| Best Scoring Run | 8 (2 nd 14:48) | 12 (2 nd 18:02) | | | 26 | 28 | 9 | 23 | 19 | 38 | 33 | 57 | |
| Lead Changes | 8 | | | | 41 | 41 | 82 | | | | | | |
| Times Tied | 2 | | | | 29 | 35 | 64 | | | | | | |
| Time with Lead | 02:10 | 37:12 | | | 36 | 45 | 81 | | | | | | |

GAME 2



Official Basketball Box Score - Final
Stanford at Alabama
 11/20/20 Harrah's Cherokee Center, Asheville
 2020-21 Men's Basketball

Game Time: 9:30 PM
 Game Duration: 2:00

Officials: Ted Valentine, Tim Clougherty, Lamar Simpson

Stanford - 82

Record: 1-0

| NO. | Name | Min | FG | | | Rebounds | | | Fouls | | TP | AS | TO | ST | Blocks | | | +/- |
|---------------|-------------------|---------|-------|--------|--------|----------|----|-----|-------|----|----|----|----|----|--------|----|----|-----|
| | | | M-A | 3P-M-A | FT-M-A | OR | DR | TOT | PF | FD | | | | | BS | BA | BA | |
| 3 | Ziaire Williams | F 28:41 | 8-15 | 3-5 | 0-0 | 0 | 8 | 8 | 3 | 1 | 19 | 3 | 6 | 1 | 0 | 2 | 18 | |
| 13 | Oscar da Silva | F 29:04 | 6-10 | 1-2 | 0-0 | 2 | 5 | 7 | 5 | 3 | 13 | 3 | 3 | 0 | 3 | 1 | 17 | |
| 14 | Spencer Jones | F 30:27 | 1-4 | 1-2 | 0-0 | 1 | 7 | 8 | 2 | 0 | 3 | 0 | 2 | 3 | 2 | 0 | 16 | |
| 1 | Dajeon Davis | G 33:43 | 4-9 | 1-2 | 4-5 | 2 | 2 | 4 | 0 | 7 | 13 | 4 | 3 | 1 | 0 | 0 | 14 | |
| 2 | Bryce Wills | G 31:35 | 7-12 | 1-2 | 0-4 | 0 | 6 | 6 | 2 | 4 | 15 | 2 | 3 | 0 | 0 | 21 | | |
| 11 | Jaiden Delaire | 13:23 | 1-4 | 0-0 | 3-4 | 1 | 0 | 1 | 2 | 2 | 5 | 2 | 0 | 2 | 0 | 1 | 10 | |
| 22 | James Keefe | 08:13 | 1-1 | 0-0 | 1-2 | 0 | 2 | 2 | 1 | 1 | 3 | 1 | 0 | 1 | 0 | 7 | | |
| 10 | Max Murrell | 07:25 | 1-1 | 0-0 | 4-4 | 0 | 2 | 2 | 0 | 2 | 6 | 0 | 1 | 0 | 0 | 4 | | |
| 5 | Michael O'Connell | 04:29 | 1-1 | 1-1 | 0-0 | 0 | 0 | 0 | 0 | 1 | 0 | 3 | 0 | 2 | 0 | 0 | -1 | |
| 20 | Noah Taitz | 03:15 | 1-2 | 0-0 | 0-0 | 0 | 0 | 0 | 0 | 0 | 2 | 0 | 0 | 0 | 0 | -4 | | |
| 23 | Brandon Angel | 03:15 | 0-1 | 0-1 | 0-0 | 0 | 1 | 1 | 0 | 0 | 0 | 0 | 0 | 0 | 0 | -4 | | |
| 24 | Sam Beskind | 01:50 | 0-0 | 0-0 | 0-0 | 0 | 0 | 0 | 0 | 0 | 0 | 0 | 0 | 0 | 0 | -4 | | |
| 32 | Lukas Kisunas | 03:15 | 0-0 | 0-0 | 0-0 | 0 | 1 | 1 | 0 | 0 | 0 | 0 | 0 | 0 | 0 | -4 | | |
| 12 | Keenan Fitzmorris | 01:25 | 0-0 | 0-0 | 0-0 | 0 | 0 | 0 | 0 | 0 | 0 | 0 | 0 | 0 | 0 | -4 | | |
| Team | | | | | | 2 | 5 | 7 | 0 | 0 | 2 | 0 | 2 | 0 | 0 | 0 | | |
| Totals | | | 31-60 | 8-15 | 12-19 | 8 | 39 | 47 | 18 | 20 | 82 | 15 | 22 | 8 | 5 | 5 | 18 | |

Technical Fouls: NONE

Alabama - 64

Record: 1-1

| NO. | Name | Min | FG | | | Rebounds | | | Fouls | | TP | AS | TO | ST | Blocks | | | +/- |
|---------------|---------------------|---------|-------|--------|--------|----------|----|-----|-------|----|----|----|----|----|--------|-----|-----|-----|
| | | | M-A | 3P-M-A | FT-M-A | OR | DR | TOT | PF | FD | | | | | BS | BA | BA | |
| 2 | Jordan Bruner | F 19:31 | 2-4 | 1-3 | 3-3 | 0 | 3 | 3 | 1 | 4 | 8 | 1 | 0 | 1 | 1 | 0 | -6 | |
| 1 | Herbert Jones | G 21:33 | 4-8 | 0-0 | 0-0 | 1 | 3 | 4 | 1 | 1 | 8 | 2 | 5 | 1 | 1 | 1 | -2 | |
| 5 | Jaden Shackelford | G 22:35 | 3-13 | 2-5 | 2-2 | 1 | 2 | 3 | 3 | 3 | 10 | 0 | 2 | 0 | 0 | 0 | -20 | |
| 13 | Jahvon Quinerly | G 24:10 | 6-11 | 1-3 | 1-1 | 0 | 0 | 0 | 0 | 3 | 2 | 1 | 2 | 3 | 0 | 0 | -14 | |
| 23 | John Petty Jr. | G 23:35 | 3-7 | 1-4 | 0-1 | 3 | 3 | 6 | 3 | 1 | 7 | 0 | 0 | 1 | 1 | -18 | | |
| 3 | Alex Reese | 12:23 | 2-6 | 1-4 | 0-0 | 0 | 5 | 5 | 1 | 2 | 5 | 1 | 0 | 0 | 1 | 0 | -18 | |
| 33 | James Rojas | 19:40 | 1-6 | 0-2 | 1-2 | 0 | 3 | 3 | 2 | 1 | 3 | 1 | 1 | 1 | 0 | -1 | | |
| 11 | Joshua Primo | 18:04 | 0-2 | 0-1 | 0-2 | 0 | 2 | 2 | 2 | 1 | 0 | 3 | 2 | 2 | 0 | -7 | | |
| 14 | Keon Ellis | 17:57 | 1-3 | 0-2 | 1-2 | 0 | 1 | 1 | 1 | 2 | 3 | 0 | 2 | 1 | 0 | -2 | | |
| 22 | Keon Ambrose-Hylton | 04:39 | 0-0 | 0-0 | 0-0 | 0 | 1 | 1 | 0 | 0 | 0 | 0 | 0 | 0 | 0 | -3 | | |
| 12 | Darius Miles | 05:09 | 1-4 | 1-3 | 0-0 | 0 | 0 | 0 | 0 | 0 | 0 | 0 | 1 | 0 | 0 | -3 | | |
| 4 | Juwan Gary | 03:28 | 0-1 | 0-1 | 1-2 | 0 | 0 | 0 | 0 | 1 | 0 | 0 | 0 | 0 | 0 | -4 | | |
| 30 | Kendall Wall | 01:25 | 1-2 | 0-1 | 0-0 | 0 | 2 | 2 | 0 | 0 | 2 | 0 | 0 | 0 | 0 | 0 | | |
| Team | | | | | | 0 | 1 | 1 | 0 | 0 | 0 | 0 | 0 | 0 | 0 | 0 | | |
| Totals | | | 24-67 | 7-29 | 9-15 | 7 | 24 | 31 | 20 | 18 | 64 | 10 | 15 | 10 | 5 | 5 | -18 | |

Technical Fouls: NONE

| | STA | | ALA | | Points from Turnovers | Paint | Second Chance | Fast Breaks | Bench | Period by Period Scoring | | | |
|------------------|----------------------------|---------------------------|-----|-----|-----------------------|-------|---------------|-------------|-------|--------------------------|----|----|--|
| | 1st | 2nd | 3rd | 4th | | | | | | TOT | | | |
| Biggest lead | 24 (2 nd 5:55) | 4 (1 st 16:55) | | | 14 | 21 | 38 | 32 | 19 | 41 | 41 | 82 | |
| Best Scoring Run | 10 (2 nd 12:43) | 7 (1 st 16:55) | | | 29 | 35 | 64 | | | | | | |
| Lead Changes | 4 | | | | 29 | 35 | 64 | | | | | | |
| Times Tied | 6 | | | | 29 | 35 | 64 | | | | | | |
| Time with Lead | 33:42 | 01:35 | | | 36 | 45 | 81 | | | | | | |

2020-21 BOX SCORES

GAME 5



Official Basketball Box Score - Final
Clemson at Alabama
 12/20/20 State Farm Arena, Atlanta
 2020-21 Men's Basketball

Game Time: 8:00 PM
 Game Duration: 2:09

Officials: Jamie Luckia, Vlad Voyard-Tadaj, Brooks Wehs

Clemson - 64 Record: 5-0

| NO. | Name | Min | FG | 3P | FT | Rebounds | Fouls | TP | AS | TO | ST | Blocks | +/- |
|---------------|-------------------------|-------|-------|-------|------|-----------|-------|----|----|----|----|--------|-----|
| | | | M-A | M-A | M-A | OR DR TOT | PF | | | | | BS BA | |
| 1 | Jonathan Baehre | 19:17 | 4-9 | 0-2 | 0-0 | 2 6 8 | 2 0 | 0 | 1 | 1 | 0 | 2 0 | 13 |
| 25 | Amir Simms | 22:09 | 3-4 | 0-0 | 0-0 | 5 5 5 | 3 0 | 6 | 3 | 6 | 0 | 0 0 | 2 |
| 0 | Clyde Trapp | 22:14 | 2-5 | 0-2 | 0-2 | 1 4 5 | 1 4 | 4 | 2 | 3 | 1 | 0 0 | 8 |
| 2 | Al-Amir Dawes | 31:30 | 4-9 | 1-5 | 1-3 | 2 2 4 | 1 3 | 10 | 3 | 1 | 1 | 1 0 | 0 |
| 15 | John Newman III | 27:27 | 2-5 | 1-3 | 0-0 | 0 5 5 | 3 2 | 5 | 0 | 5 | 1 | 1 0 | 6 |
| 10 | Olivier-Maxence Prosper | 18:13 | 2-4 | 1-2 | 0-1 | 2 3 5 | 2 2 | 5 | 1 | 1 | 1 | 2 0 | 0 |
| 24 | PJ Hall | 13:20 | 2-4 | 0-0 | 0-0 | 1 1 2 | 1 0 | 4 | 0 | 1 | 2 | 0 0 | 0 |
| 5 | Hunter Tyson | 06:27 | 3-3 | 1-1 | 2-3 | 0 1 1 | 0 2 | 9 | 0 | 0 | 0 | 0 0 | 0 |
| 3 | Chase Hunter | 15:16 | 1-6 | 0-0 | 0-0 | 1 1 1 | 1 0 | 4 | 0 | 1 | 1 | 1 1 | 4 |
| 4 | Nick Honor | 19:56 | 4-8 | 1-4 | 0-0 | 1 0 1 | 3 2 | 9 | 3 | 1 | 1 | 0 0 | -1 |
| 12 | Alex Hernerway | 04:11 | 0-0 | 0-0 | 0-0 | 1 1 1 | 1 0 | 0 | 0 | 0 | 0 | 0 0 | 0 |
| Team | | | | | | 3 2 5 | | 0 | | 1 | | | |
| Totals | | | 27-57 | 15-19 | 5-11 | 12 31 43 | 17 16 | 64 | 13 | 21 | 8 | 7 1 | 8 |

Shooting By Period

| | | |
|---------|-------|-------|
| 1st FG% | 13-28 | 46.4% |
| 3PT% | 3-10 | 30.0% |
| FT% | 5-9 | 55.6% |
| 2nd FG% | 14-29 | 48.3% |
| 3PT% | 2-9 | 22.2% |
| FT% | 2-2 | 100% |
| GM FG% | 27-57 | 47.4% |
| 3PT% | 5-19 | 26.3% |
| FT% | 5-11 | 45.5% |

Dead Ball Rebounds: 2/0

Technical Fouls: NONE

Alabama - 56 Record: 3-2

| NO. | Name | Min | FG | 3P | FT | Rebounds | Fouls | TP | AS | TO | ST | Blocks | +/- |
|---------------|---------------------|---------|-------|------|-------|-----------|-------|----|----|----|----|--------|-----|
| | | | M-A | M-A | M-A | OR DR TOT | PF | | | | | BS BA | |
| 2 | Jordan Bruner | F 23:42 | 1-4 | 1-3 | 0-0 | 0 2 2 | 1 2 | 3 | 1 | 0 | 5 | 1 0 | -4 |
| 1 | Herbert Jones | G 30:30 | 3-9 | 0-2 | 11-12 | 0 4 4 | 3 6 | 17 | 2 | 2 | 3 | 0 1 | -3 |
| 5 | Jaden Shackelford | G 27:29 | 2-8 | 0-3 | 1-2 | 1 0 1 | 2 2 | 5 | 1 | 3 | 2 | 0 0 | -12 |
| 13 | Jahvon Quinerly | G 27:21 | 3-10 | 1-4 | 0-0 | 2 1 3 | 2 1 | 7 | 2 | 3 | 2 | 0 2 | -11 |
| 23 | John Petty Jr. | G 32:27 | 2-10 | 1-5 | 5-5 | 0 4 4 | 4 3 | 10 | 1 | 1 | 2 | 0 0 | -3 |
| 3 | Alex Reese | 12:33 | 2-7 | 0-3 | 1-2 | 0 5 5 | 2 1 | 5 | 0 | 2 | 1 | 0 1 | 3 |
| 11 | Joshua Primo | 22:35 | 3-4 | 0-1 | 0-0 | 0 2 2 | 1 0 | 6 | 0 | 0 | 0 | 0 0 | 1 |
| 4 | Juwan Gary | 02:36 | 0-0 | 0-0 | 0-0 | 0 0 0 | 1 0 | 0 | 0 | 0 | 0 | 0 0 | 3 |
| 14 | Keon Ellis | 05:23 | 0-1 | 0-0 | 0-0 | 0 1 1 | 0 0 | 0 | 0 | 1 | 1 | 0 1 | -5 |
| 22 | Keon Ambrose-Hylton | 03:07 | 0-1 | 0-0 | 0-0 | 0 1 0 | 0 0 | 0 | 0 | 0 | 0 | 0 0 | -8 |
| 33 | James Rojas | 12:17 | 1-3 | 0-1 | 1-1 | 1 1 2 | 1 2 | 3 | 1 | 2 | 1 | 0 0 | -1 |
| Team | | | | | | 4 0 4 | | 0 | | 0 | | | |
| Totals | | | 17-56 | 3-22 | 19-22 | 8 20 28 | 17 17 | 56 | 8 | 15 | 17 | 1 7 | -8 |

Shooting By Period

| | | |
|---------|-------|-------|
| 1st FG% | 9-29 | 31.0% |
| 3PT% | 0-7 | 0.0% |
| FT% | 12-13 | 92.3% |
| 2nd FG% | 8-27 | 29.6% |
| 3PT% | 3-15 | 20.0% |
| FT% | 7-9 | 77.8% |
| GM FG% | 17-56 | 30.4% |
| 3PT% | 3-22 | 13.6% |
| FT% | 19-22 | 86.4% |

Dead Ball Rebounds: 3/2

Technical Fouls: Reese 1; Bama 4

| | | | | | | |
|------------------|----------------|---------------|-----------------------|------|------|--------------------------|
| Biggest lead | Clem | Bama | Points from Turnovers | Clem | Bama | Period by Period Scoring |
| | 12 (2nd 9:36) | 1 (1st 13:28) | | 34 | 28 | 1st 2nd TOT |
| Best Scoring Run | 10 (2nd 17:28) | 9 (2nd 7:51) | Paint | 34 | 28 | Clem 34 30 64 |
| Lead Changes | 6 | 6 | Second Chance | 15 | 0 | Bama 30 26 56 |
| Times Tied | 1 | 1 | Fast Breaks | 1 | 13 | |
| Time with Lead | 36:48 | 01:23 | Bench | 31 | 14 | |

GAME 6



Official Basketball Box Score - Final
Furman at Alabama
 12/15/20 Coleman Coliseum, Tuscaloosa
 2020-21 Men's Basketball

Game Time: 8:00 PM
 Game Duration: 2:09
 Attendance: 2,055

Officials: Tony Greene, Gerry Pollard, Brent Hampton

Furman - 80 Record: 5-2

| NO. | Name | Min | FG | 3P | FT | Rebounds | Fouls | TP | AS | TO | ST | Blocks | +/- |
|---------------|---------------|---------|-------|-------|-------|-----------|-------|----|----|----|----|--------|-----|
| | | | M-A | M-A | M-A | OR DR TOT | PF | | | | | BS BA | |
| 4 | Noah Gurley | F 35:37 | 4-8 | 2-4 | 5-6 | 0 3 3 | 1 3 | 15 | 0 | 2 | 0 | 1 1 | -15 |
| 20 | Jalen Slawson | F 29:38 | 1-3 | 0-1 | 1-2 | 1 5 6 | 4 2 | 3 | 5 | 1 | 0 | 0 0 | -7 |
| 45 | Clay Mounce | F 16:29 | 8-11 | 4-7 | 1-1 | 0 2 2 | 5 3 | 21 | 2 | 1 | 0 | 0 0 | 15 |
| 3 | Mike Bothwell | G 33:17 | 8-19 | 5-11 | 2-2 | 0 6 6 | 4 2 | 23 | 2 | 2 | 2 | 0 2 | 4 |
| 10 | Alex Hunter | G 37:04 | 2-10 | 1-9 | 0-0 | 1 2 3 | 2 1 | 5 | 3 | 2 | 3 | 0 0 | -11 |
| 1 | Jaylon Pugh | 22:37 | 1-3 | 1-3 | 0-0 | 0 1 1 | 3 2 | 3 | 1 | 0 | 1 | 0 1 | -7 |
| 13 | Garrett Hien | 10:50 | 1-1 | 0-0 | 2-2 | 2 1 3 | 1 1 | 4 | 2 | 1 | 0 | 0 0 | 2 |
| 22 | Joe Anderson | 06:24 | 1-2 | 0-1 | 0-0 | 0 1 1 | 0 0 | 2 | 1 | 0 | 0 | 0 0 | 4 |
| 5 | Marcus Foster | 08:04 | 2-2 | 0-0 | 0-0 | 0 1 1 | 1 0 | 4 | 0 | 2 | 0 | 0 0 | 0 |
| Team | | | | | | 1 1 2 | | 0 | | 1 | | | |
| Totals | | | 28-59 | 13-36 | 11-13 | 5 23 28 | 21 14 | 80 | 16 | 10 | 8 | 1 4 | -3 |

Shooting By Period

| | | |
|---------|-------|-------|
| 1st FG% | 18-29 | 62.1% |
| 3PT% | 8-17 | 47.1% |
| FT% | 3-4 | 75% |
| 2nd FG% | 10-30 | 33.3% |
| 3PT% | 5-19 | 26.3% |
| FT% | 8-9 | 88.9% |
| GM FG% | 28-59 | 47.5% |
| 3PT% | 13-36 | 36.1% |
| FT% | 11-13 | 84.6% |

Dead Ball Rebounds: 0/0

Technical Fouls: NONE

Alabama - 83 Record: 4-2

| NO. | Name | Min | FG | 3P | FT | Rebounds | Fouls | TP | AS | TO | ST | Blocks | +/- |
|---------------|-------------------|---------|-------|-------|-------|-----------|-------|----|----|----|----|--------|-----|
| | | | M-A | M-A | M-A | OR DR TOT | PF | | | | | BS BA | |
| 2 | Jordan Bruner | F 18:36 | 4-6 | 1-2 | 0-0 | 4 2 6 | 1 0 | 9 | 2 | 0 | 1 | 2 0 | 3 |
| 1 | Herbert Jones | G 32:39 | 7-16 | 2-2 | 2-4 | 7 5 12 | 1 2 | 18 | 4 | 2 | 0 | 2 0 | -1 |
| 5 | Jaden Shackelford | G 28:21 | 4-9 | 1-5 | 4-8 | 1 3 4 | 3 6 | 13 | 1 | 3 | 1 | 0 0 | 9 |
| 13 | Jahvon Quinerly | G 16:37 | 1-2 | 1-1 | 0-0 | 0 0 0 | 2 1 | 3 | 3 | 0 | 0 | 0 0 | -2 |
| 23 | John Petty Jr. | G 35:06 | 2-9 | 0-6 | 2-4 | 1 5 6 | 2 3 | 6 | 6 | 2 | 1 | 0 0 | 12 |
| 11 | Joshua Primo | 22:18 | 2-6 | 1-5 | 0-1 | 0 2 2 | 2 1 | 5 | 1 | 1 | 0 | 0 0 | 0 |
| 33 | James Rojas | 19:48 | 3-6 | 2-3 | 3-4 | 3 4 7 | 4 2 | 11 | 0 | 2 | 2 | 0 1 | 3 |
| 3 | Alex Reese | 11:30 | 2-5 | 2-5 | 0-0 | 0 0 0 | 1 2 | 6 | 1 | 0 | 0 | 0 0 | -7 |
| 14 | Keon Ellis | 07:22 | 1-3 | 0-2 | 0-0 | 0 0 0 | 0 0 | 2 | 1 | 0 | 0 | 0 0 | -12 |
| 4 | Juwan Gary | 07:43 | 4-5 | 0-0 | 2-4 | 1 2 3 | 0 2 | 10 | 0 | 0 | 0 | 0 0 | 9 |
| Team | | | | | | 4 5 9 | | 0 | | 0 | | | |
| Totals | | | 30-67 | 10-31 | 13-25 | 21 28 49 | 14 21 | 83 | 19 | 10 | 5 | 4 1 | 3 |

Shooting By Period

| | | |
|---------|-------|-------|
| 1st FG% | 14-35 | 40.0% |
| 3PT% | 6-18 | 33.3% |
| FT% | 3-5 | 60% |
| 2nd FG% | 16-32 | 50.0% |
| 3PT% | 4-13 | 30.8% |
| FT% | 10-20 | 50% |
| GM FG% | 30-67 | 44.8% |
| 3PT% | 10-31 | 32.3% |
| FT% | 13-25 | 52.0% |

Dead Ball Rebounds: 5/0

Technical Fouls: NONE

| | | | | | | |
|------------------|---------------|--------------|-----------------------|--------|------|--------------------------|
| Biggest lead | Furman | Bama | Points from Turnovers | Furman | Bama | Period by Period Scoring |
| | 16 (1st 8:21) | 5 (2nd 0:35) | | 28 | 40 | 1st 2nd TOT |
| Best Scoring Run | 9 (1st 10:59) | 8 (2nd 0:35) | Paint | 28 | 40 | Furman 47 33 80 |
| Lead Changes | 1 | 1 | Second Chance | 3 | 24 | Bama 37 46 83 |
| Times Tied | 2 | 2 | Fast Breaks | 8 | 10 | |
| Time with Lead | 37:12 | 01:18 | Bench | 13 | 34 | |

GAME 7



Official Basketball Box Score - Final
Western Ky. at Alabama
 12/19/20 Coleman Coliseum, Tuscaloosa
 2020-21 Men's Basketball

Game Time: 1:00 PM
 Game Duration: 2:14
 Attendance: 2,055

Officials: Doug Shows, Byron Jarrett, Mike Nance

Western Ky. - 73 Record: 6-2

| NO. | Name | Min | FG | 3P | FT | Rebounds | Fouls | TP | AS | TO | ST | Blocks | +/- |
|------|-----------------------|---------|-------|-----|-----|-----------|-------|----|----|----|----|--------|-----|
| | | | M-A | M-A | M-A | OR DR TOT | PF | | | | | BS BA | |
| 22 | Carson Williams | F 22:35 | 2-8 | 0-2 | 1-3 | 4 2 6 | 1 4 | 5 | 0 | 1 | 0 | 1 0 | 4 |
| 23 | Charles Basse | C 33:35 | 11-14 | 0-0 | 5-8 | 5 7 12 | 3 4 | 27 | 1 | 2 | 1 | 1 1 | -3 |
| 4 | Josh Anderson | G 31:12 | 3-10 | 0-2 | 0-0 | 0 4 4 | 3 1 | 6 | 1 | 2 | 3 | 1 0 | 6 |
| 11 | Taveion Hollingsworth | G 15:50 | 1-3 | 0-0 | 2-2 | 0 1 1 | 4 1 | 4 | 1 | 5 | 2 | 0 0 | 6 |
| 21 | Kenny Cooper | G 08:07 | 0-3 | 0-1 | 0-0 | 0 1 1 | 4 0 | 0 | 0 | 0 | 0 | 0 0 | 3 |
| 20 | Dayvon McKnight | 27:32 | 2-6 | 0-0 | 0-0 | 1 4 5 | 4 0 | 4 | 6 | 3 | 2 | 0 1 | -2 |
| 3 | Jordan Rawls | 30:01 | 6-14 | 2-5 | 6-6 | 1 0 1 | 1 3 | 20 | 0 | 3 | 3 | 0 1 | -1 |
| 14 | Luke Frampton | 19:43 | 1-1 | 0-0 | 2-2 | 0 1 1 | 3 1 | 4 | 1 | 0 | 0 | 0 0 | -6 |
| 2 | Kevin Osawe | 09:11 | 1-1 | 1-1 | 0-0 | 0 0 0 | 0 1 | 3 | 0 | 0 | 0 | 0 0 | 1 |
| 1 | Kylen Milton | 02:14 | 0-0 | 0-0 | 0-0 | 0 0 0 | 0 1 | 0 | 0 | 0 | 0 | 0 0 | 2 |
| Team | | | | | | 2 5 7 | | 0 | | 1 | | | |

2020-21 BOX SCORES

GAME 9



Official Basketball Box Score - Final
Old Miss at Alabama
 12/29/20 Coleman Coliseum, Tuscaloosa
 2020-21 Men's Basketball

Game Time: 8:00 PM
 Game Duration: 2:19
 Attendance: 2,055

Officials: Brian Shey, Joe Lindsay, Steven Anderson

| NO. | Name | Min | FG | | | Rebounds | | | Fouls | TP | AS | TO | ST | Blocks | | | +/- |
|--------|-----------------|---------|-------|------|-------|----------|----|-----|-------|----|----|----|----|--------|----|-----|-----|
| | | | M-A | 3P-A | FT-A | OR | DR | TOT | | | | | | PF | FF | FD | |
| 0 | Romello White | F 31:36 | 6-12 | 0-0 | 8-13 | 3 | 8 | 11 | 3 | 7 | 20 | 0 | 3 | 0 | 1 | 0 | -5 |
| 5 | KJ Buffen | F 24:13 | 6-10 | 0-0 | 3-3 | 4 | 4 | 8 | 5 | 8 | 15 | 0 | 3 | 2 | 1 | 2 | -2 |
| 1 | Austin Crowley | G 10:11 | 0-2 | 0-0 | 0-2 | 0 | 2 | 2 | 2 | 0 | 0 | 0 | 0 | 0 | 0 | -13 | |
| 2 | Devontae Shuler | G 27:21 | 2-11 | 0-4 | 4-6 | 0 | 0 | 0 | 1 | 3 | 8 | 0 | 3 | 1 | 0 | -12 | |
| 15 | Luis Rodriguez | G 31:39 | 1-7 | 0-3 | 0-2 | 5 | 3 | 8 | 4 | 1 | 2 | 0 | 3 | 1 | 2 | -6 | |
| 11 | Matthew Murrell | 26:17 | 2-8 | 1-4 | 2-2 | 0 | 5 | 5 | 1 | 7 | 0 | 2 | 0 | 0 | 0 | -16 | |
| 24 | Jarkel Jomer | 26:07 | 5-11 | 0-1 | 2-2 | 0 | 3 | 4 | 4 | 2 | 12 | 0 | 2 | 0 | 0 | -2 | |
| 21 | Robert Allen | 11:19 | 0-1 | 0-0 | 0-2 | 3 | 1 | 4 | 2 | 1 | 0 | 0 | 2 | 1 | 0 | -11 | |
| 3 | Khadim Sy | 05:22 | 0-2 | 0-1 | 0-0 | 1 | 2 | 0 | 0 | 0 | 0 | 0 | 0 | 1 | 0 | -7 | |
| 14 | Dimencio Vaughn | 01:45 | 0-0 | 0-0 | 0-2 | 1 | 0 | 1 | 0 | 1 | 0 | 0 | 0 | 0 | 0 | -7 | |
| 23 | Sammy Hunter | 01:10 | 0-0 | 0-0 | 0-0 | 0 | 0 | 0 | 1 | 0 | 0 | 0 | 0 | 0 | 0 | -5 | |
| 12 | Shon Robinson | 01:00 | 0-1 | 0-0 | 0-0 | 0 | 0 | 0 | 0 | 0 | 0 | 0 | 0 | 0 | 0 | -4 | |
| Team | | | | | | 2 | 1 | 3 | | | | | | | | | |
| Totals | | | 22-65 | 1-13 | 19-35 | 19 | 28 | 47 | 23 | 26 | 64 | 3 | 17 | 7 | 3 | 5 | -18 |

Shooting By Period

| | | |
|---------------------|-------|-------|
| 1 st FG% | 11-31 | 35.5% |
| 3PT% | 1-6 | 16.7% |
| FT% | 11-15 | 73.3% |
| 2 nd FG% | 11-34 | 32.4% |
| 3PT% | 0-7 | 0.0% |
| FT% | 8-20 | 40% |
| GM FG% | 22-65 | 33.8% |
| 3PT% | 1-13 | 7.7% |
| FT% | 19-35 | 54.3% |

Dead Ball Rebounds: 0.0

Technical Fouls: NONE

| NO. | Name | Min | FG | | | Rebounds | | | Fouls | TP | AS | TO | ST | Blocks | | | +/- |
|--------|---------------------|---------|-------|-------|-------|----------|----|-----|-------|----|----|----|----|--------|----|----|-----|
| | | | M-A | 3P-A | FT-A | OR | DR | TOT | | | | | | PF | FF | FD | |
| 2 | Jordan Bruner | F 18:25 | 2-5 | 1-4 | 0-0 | 1 | 4 | 5 | 4 | 2 | 5 | 0 | 2 | 1 | 2 | 0 | 11 |
| 1 | Herbert Jones | G 09:10 | 1-1 | 0-0 | 1-2 | 1 | 2 | 3 | 5 | 3 | 2 | 3 | 1 | 1 | 0 | 11 | |
| 5 | Jaden Shackelford | G 33:27 | 3-10 | 1-7 | 2-5 | 2 | 5 | 7 | 0 | 3 | 9 | 4 | 0 | 0 | 0 | 14 | |
| 11 | Joshua Primo | G 24:01 | 2-8 | 0-2 | 2-2 | 2 | 4 | 6 | 2 | 4 | 6 | 1 | 0 | 0 | 1 | 4 | |
| 14 | Keon Ellis | G 17:22 | 2-5 | 1-4 | 0-0 | 2 | 2 | 4 | 3 | 5 | 3 | 2 | 0 | 0 | 1 | 3 | |
| 13 | Jahvon Quinerly | 32:06 | 8-14 | 3-5 | 5-10 | 2 | 5 | 7 | 1 | 6 | 24 | 4 | 1 | 0 | 0 | 12 | |
| 23 | John Petty Jr. | 27:04 | 5-11 | 3-7 | 0-0 | 1 | 5 | 6 | 4 | 0 | 13 | 1 | 3 | 0 | 1 | 2 | |
| 3 | Alex Reese | 18:30 | 3-8 | 2-7 | 2-2 | 1 | 3 | 4 | 1 | 1 | 10 | 2 | 0 | 1 | 1 | 0 | |
| 4 | Juwan Gary | 03:43 | 0-0 | 0-0 | 0-0 | 0 | 0 | 0 | 2 | 1 | 0 | 0 | 0 | 1 | 0 | 5 | |
| 33 | James Rojas | 05:59 | 1-2 | 0-0 | 0-1 | 1 | 2 | 3 | 4 | 1 | 2 | 1 | 1 | 1 | 0 | 2 | |
| 22 | Keon Ambrose-Hylton | 02:33 | 0-0 | 0-0 | 0-0 | 0 | 0 | 0 | 0 | 0 | 0 | 0 | 0 | 0 | 0 | 5 | |
| 12 | Darius Miles | 01:10 | 0-0 | 0-0 | 0-0 | 2 | 2 | 0 | 0 | 0 | 1 | 2 | 0 | 0 | 0 | 5 | |
| 15 | Tyler Barnes | 01:10 | 0-0 | 0-0 | 0-0 | 0 | 1 | 1 | 0 | 0 | 0 | 0 | 0 | 0 | 0 | 5 | |
| 21 | Britton Johnson | 01:10 | 1-1 | 1-1 | 0-0 | 0 | 0 | 0 | 0 | 0 | 3 | 0 | 0 | 0 | 0 | 5 | |
| 30 | Kendall Wall | 01:10 | 0-0 | 0-0 | 0-0 | 0 | 0 | 0 | 0 | 0 | 0 | 0 | 0 | 0 | 0 | 5 | |
| Team | | | | | | 1 | 1 | 2 | | | | | | | | | |
| Totals | | | 28-65 | 12-37 | 14-24 | 14 | 32 | 46 | 27 | 23 | 82 | 15 | 15 | 6 | 5 | 3 | 18 |

Shooting By Period

| | | |
|---------------------|-------|-------|
| 1 st FG% | 15-32 | 46.9% |
| 3PT% | 7-17 | 41.2% |
| FT% | 6-10 | 60% |
| 2 nd FG% | 13-33 | 39.4% |
| 3PT% | 5-20 | 25.0% |
| FT% | 8-14 | 57.1% |
| GM FG% | 28-65 | 43.1% |
| 3PT% | 12-37 | 32.4% |
| FT% | 14-24 | 58.3% |

Dead Ball Rebounds: 5.0

Technical Fouls: Rojas 2nd 12:14

| Biggest lead | OLM | | ALA | | Points from Turnovers | OLM | ALA | Period by Period Scoring | | |
|---------------------------|--------------------------|---------------------------|-----------------|-----------------|-----------------------|-----|-----|--------------------------|----|--|
| | 1 st | 2 nd | 1 st | 2 nd | | | | TOT | | |
| 0 (1 st 20:00) | 18 | (2 nd 0:32) | 18 | 18 | 30 | 32 | 34 | 30 | 64 | |
| Best Scoring Run | 9 (1 st 7:49) | 8 (1 st 17:21) | 6 | 8 | 10 | 8 | 43 | 39 | 82 | |
| Lead Changes | 0 | 0 | 6 | 9 | 10 | 19 | 54 | | | |
| Times Tied | 0 | 0 | 6 | 9 | 10 | 19 | 54 | | | |
| Time with Lead | 00:00 | 39:09 | 24:43 | 09:11 | 15 | 19 | | | | |

GAME 10



Official Basketball Box Score - Final
Alabama at Tennessee
 01/02/21 Thompson-Boling Arena, Knoxville, Tenn.
 2020-21 Tennessee Men's Basketball

Game Time: 6:07 PM
 Game Duration: 2:07
 Attendance: 4,191

Officials: Don Daly, Patrick Evans, Rob Rorker

| NO. | Name | Min | FG | | | Rebounds | | | Fouls | TP | AS | TO | ST | Blocks | | | +/- |
|--------|-------------------|---------|-------|-------|------|----------|----|-----|-------|----|----|----|----|--------|----|----|-----|
| | | | M-A | 3P-A | FT-A | OR | DR | TOT | | | | | | PF | FF | FD | |
| 2 | Jordan Bruner | F 25:16 | 3-5 | 0-1 | 2-5 | 1 | 5 | 6 | 3 | 3 | 8 | 0 | 1 | 0 | 3 | 0 | 7 |
| 1 | Herbert Jones | G 33:11 | 4-13 | 1-1 | 2-4 | 3 | 5 | 8 | 3 | 4 | 11 | 1 | 3 | 1 | 2 | 3 | 15 |
| 5 | Jaden Shackelford | G 24:28 | 3-5 | 1-2 | 2-4 | 0 | 1 | 1 | 4 | 3 | 9 | 2 | 0 | 0 | 0 | 1 | |
| 11 | Joshua Primo | G 24:28 | 4-8 | 3-5 | 0-0 | 4 | 1 | 5 | 2 | 1 | 11 | 1 | 4 | 0 | 0 | 7 | |
| 23 | John Petty Jr. | G 31:22 | 6-7 | 4-4 | 1-2 | 0 | 6 | 6 | 0 | 1 | 17 | 2 | 0 | 1 | 0 | 0 | |
| 14 | Keon Ellis | 11:10 | 1-3 | 1-1 | 0-0 | 1 | 2 | 3 | 1 | 1 | 3 | 0 | 0 | 0 | 0 | -5 | |
| 3 | Alex Reese | 13:43 | 0-4 | 0-3 | 0-0 | 1 | 3 | 4 | 1 | 0 | 0 | 0 | 0 | 0 | 0 | 0 | |
| 13 | Jahvon Quinerly | 26:46 | 5-14 | 0-2 | 2-2 | 1 | 1 | 2 | 3 | 3 | 12 | 5 | 2 | 0 | 0 | 6 | |
| 33 | James Rojas | 09:08 | 0-3 | 0-1 | 0-0 | 0 | 3 | 1 | 0 | 0 | 0 | 0 | 2 | 0 | 2 | -5 | |
| 30 | Kendall Wall | 00:24 | 0-0 | 0-0 | 0-0 | 0 | 1 | 1 | 0 | 0 | 0 | 0 | 0 | 0 | 0 | 1 | |
| 4 | Juwan Gary | 00:04 | 0-0 | 0-0 | 0-0 | 0 | 0 | 0 | 0 | 0 | 0 | 0 | 0 | 0 | 0 | 0 | |
| Team | | | | | | 2 | 2 | 4 | | | | | | | | | |
| Totals | | | 26-62 | 10-20 | 9-17 | 13 | 30 | 43 | 18 | 16 | 71 | 11 | 12 | 4 | 5 | 7 | 8 |

Shooting By Period

| | | |
|---------------------|-------|-------|
| 1 st FG% | 11-34 | 32.4% |
| 3PT% | 2-9 | 22.2% |
| FT% | 5-5 | 100% |
| 2 nd FG% | 14-31 | 45.2% |
| 3PT% | 8-11 | 72.7% |
| GM FG% | 26-62 | 41.9% |
| 3PT% | 10-20 | 50.0% |
| FT% | 9-17 | 52.9% |

Dead Ball Rebounds: 2.0

Technical Fouls: NONE

| NO. | Name | Min | FG | | | Rebounds | | | Fouls | TP | AS | TO | ST | Blocks | | | +/- |
|--------|---------------------|---------|-------|------|-------|----------|----|-----|-------|----|----|----|----|--------|----|-----|-----|
| | | | M-A | 3P-A | FT-A | OR | DR | TOT | | | | | | PF | FF | FD | |
| 10 | John Fulkerson | F 25:39 | 2-5 | 0-0 | 3-8 | 2 | 3 | 5 | 1 | 4 | 7 | 1 | 1 | 0 | 0 | 0 | 2 |
| 35 | Yves Pons | F 21:05 | 1-6 | 1-2 | 3-4 | 0 | 2 | 2 | 4 | 3 | 6 | 0 | 0 | 0 | 5 | 0 | 5 |
| 5 | Josiah-Jordan James | G 32:16 | 1-6 | 0-3 | 0-0 | 2 | 6 | 8 | 3 | 1 | 2 | 1 | 2 | 2 | 0 | -11 | |
| 12 | Victor Bailey Jr. | G 33:41 | 4-14 | 0-5 | 8-9 | 5 | 7 | 12 | 2 | 5 | 16 | 2 | 1 | 0 | 0 | 1 | |
| 25 | Santiago Vescovi | G 33:37 | 5-15 | 3-8 | 0-0 | 1 | 3 | 4 | 4 | 1 | 13 | 1 | 1 | 0 | 0 | -3 | |
| 11 | Jaden Springer | 05:11 | 1-3 | 0-0 | 1-2 | 0 | 1 | 1 | 1 | 1 | 3 | 0 | 1 | 0 | 0 | 0 | |
| 4 | Keon Johnson | 30:55 | 5-12 | 0-3 | 2-3 | 3 | 5 | 8 | 0 | 3 | 12 | 2 | 2 | 1 | 0 | 0 | |
| 55 | E.J. Anosike | 09:58 | 1-1 | 0-0 | 0-0 | 2 | 1 | 3 | 1 | 0 | 2 | 0 | 0 | 0 | 0 | -14 | |
| 00 | Davonte Gaines | 01:05 | 0-1 | 0-0 | 0-0 | 0 | 0 | 0 | 0 | 0 | 0 | 0 | 0 | 0 | 0 | 0 | |
| 13 | Olivier Nkamhoua | 03:44 | 1-1 | 0-0 | 1-1 | 2 | 0 | 0 | 0 | 0 | 2 | 0 | 0 | 0 | 0 | -1 | |
| 3 | Drew Pember | 03:09 | 0-2 | 0-0 | 0-0 | 1 | 0 | 1 | 0 | 0 | 0 | 0 | 0 | 0 | 0 | -2 | |
| Team | | | | | | 1 | 4 | 5 | | | | | | | | | |
| Totals | | | 21-66 | 4-21 | 17-26 | 18 | 28 | 46 | 16 | 18 | 63 | 7 | 9 | 3 | 7 | 5 | -8 |

Technical Fouls: Team 1st 0:36

| Biggest lead | ALA | | TENN | | Points from Turnovers | ALA | TENN | Period by Period Scoring | | |
|----------------------------|---------------------------|---------------------------|-----------------|-----------------|-----------------------|-----|------|--------------------------|----|--|
| | 1 st | 2 nd | 1 st | 2 nd | | | | TOT | | |
| 14 (2 nd 14:19) | 4 | (1 st 7:41) | 11 | 11 | 32 | 28 | 31 | 40 | 71 | |
| Best Scoring Run | 9 (2 nd 17:17) | 5 (1 st 16:35) | 6 | 10 | 9 | 10 | 29 | 34 | 63 | |
| Lead Changes | 6 | 6 | 6 | 9 | 10 | 19 | | | | |
| Times Tied | 6 | 6 | 6 | 9 | 10 | 19 | | | | |
| Time with Lead | 24:43 | 09:11 | 15 | 19 | | | | | | |



1 Herbert Jones

SENIOR

Guard • 6-8 • 210 • Greensboro, Ala.
Hale County HS

CAREER HIGHS

| | | |
|--------------|----|----------------------------------|
| Points | 18 | 3x, last vs. Furman (12/15/20) |
| Rebounds | 17 | vs. LSU (2/15/20) |
| Assists | 7 | vs. Samford (12/18/19) |
| Steals | 5 | UCF (12/3/17) |
| Blocks | 3 | 3x, last vs. Ole Miss (2/22/20) |
| Minutes | 45 | vs. Florida (1/4/20) |
| Field Goals | 8 | vs. Kentucky (1/13/20) |
| FG Att. | 20 | vs. Kentucky (1/11/20) |
| 3-Point FG | 2 | 3x, last vs. Furman (12/15/20) |
| 3-Point Att. | 3 | 5x, last vs. UNLV (12/01/20) |
| Free Throws | 11 | vs. Clemson (12/12/20) |
| FT Att. | 16 | vs. Appalachian State (11/11/18) |

2020-21 SEASON HIGHS

| | | |
|--------------|----|--------------------------------|
| Points | 19 | at Auburn (1/9/21) |
| Rebounds | 12 | 2x, last vs. Furman (12/15/20) |
| Assists | 5 | vs. Providence (12/2/20) |
| Steals | 5 | at Auburn (1/9/21) |
| Blocks | 2 | 4x, last at Auburn (1/9/21) |
| Minutes | 34 | vs. UNLV (12/1/20) |
| Field Goals | 7 | 3x, last at Auburn (1/9/21) |
| FG Att. | 16 | 2x, last vs. Florida (1/5/21) |
| 3-Point FG | 2 | Furman (12/15/20) |
| 3-Point Att. | 3 | vs. UNLV (12/1/20) |
| Free Throws | 11 | vs. Clemson (12/12/20) |
| FT Att. | 12 | vs. Clemson (12/12/20) |

MISCELLANEOUS STATS

| CATEGORY | 2020-21 | CAREER |
|--------------------------|---------|--------|
| Double-digit scoring | 9 | 28 |
| 20+ point games | | |
| Double-digit rebounding | 2 | 6 |
| Double-doubles | 2 | 5 |
| Led UA in scoring | 4 | 6 |
| Led UA in rebounding | 6 | 21 |
| Led UA in three-pointers | 1 | 1 |
| Led UA in assists | 2 | 23 |
| Led UA in steals | 4 | 32 |
| Led UA in blocks | 5 | 22 |
| 5+ assist games | 1 | 3 |
| 3+ three-pointers | | |
| 3+ steal games | 2 | 17 |
| 3+ block games | | 3 |

2020-21 SEASON HIGHLIGHTS

- Named to 2020 SEC All-Defensive Team
- One of the top defensive players in the SEC and entire nation
- Leads team in Blue Collar Points (237.5 – 45.5 points higher than the next closest player) and Hard Hat Awards (6)
- Team's leader in rebounding, three-point shooting, deflections (38), floor dives (9) and charges taken (4)
- Has reached double figures in nine of 12 games this season
- Collected first double-double of the year and fourth of his career with 12 pts and 12 rebs in season opening win vs. Jacksonville State (11/25)
- Second double-double came against Furman (12/15) when he tied his career high of 18 points to go along with 12 boards
- Had a career-best 19 points and tied career high with five steals to go along with eight boards in the win at Auburn (1/9)
- Scored 17 points including a career-best 11 free throws, going 11-of-12 from the charity stripe, vs. Clemson (12/12)
- Had 16 points on 7-of-9 shooting from the field in the win over UNLV (12/1)
- Team's top defensive player who last season led UA with 593 Blue Collar Points, 16 Hard Hat Awards, 22 charges taken, 84 deflections and 31 floor dives despite missing what was essentially five games (played just 9 mins in season-opener vs. Penn before exiting with an elbow injury)



JONES' 2020-21 GAME-BY-GAME STATS

| Opponent | Date | Min | FG-FGA | 3FG-FGA | FT-FTA | Off-Def-Tot | PF | A | TO | Stl | Blk | Pts |
|--------------------|-------|-----|--------|---------|--------|-------------|----|---|----|-----|-----|-----|
| Jacksonville State | 11/25 | 25 | 3-11 | 1-2 | 5-6 | 5-7-12 | 3 | 0 | 0 | 1 | 2 | 12 |
| vs. Stanford | 11/30 | 22 | 4-8 | 0-0 | 0-0 | 1-3-4 | 4 | 2 | 5 | 1 | 1 | 8 |
| vs. UNLV | 12/1 | 34 | 7-9 | 1-3 | 1-3 | 1-3-4 | 3 | 2 | 2 | 1 | 0 | 16 |
| vs. Providence | 12/2 | 33 | 4-8 | 1-1 | 2-2 | 3-5-8 | 3 | 5 | 5 | 2 | 0 | 11 |
| vs. Clemson | 12/12 | 30 | 3-9 | 0-2 | 11-12 | 0-4-4 | 3 | 2 | 2 | 3 | 0 | 17 |
| Furman | 12/15 | 32 | 7-16 | 2-2 | 2-4 | 7-5-12 | 1 | 4 | 2 | 0 | 2 | 18 |
| Western Kentucky | 12/19 | 33 | 6-10 | 1-1 | 3-4 | 1-3-4 | 3 | 0 | 3 | 1 | 0 | 16 |
| ETSU | 12/22 | 25 | 2-7 | 0-2 | 4-5 | 3-3-6 | 4 | 2 | 3 | 2 | 2 | 8 |
| Ole Miss* | 12/29 | 9 | 1-1 | 0-0 | 1-2 | 1-2-3 | 5 | 2 | 3 | 1 | 1 | 3 |
| at Tennessee* | 1/2 | 33 | 4-13 | 1-1 | 2-4 | 3-5-8 | 3 | 1 | 3 | 1 | 2 | 11 |
| Florida* | 1/5 | 22 | 6-16 | 1-2 | 3-4 | 3-2-5 | 3 | 1 | 2 | 2 | 1 | 16 |
| at Auburn* | 1/9 | 34 | 7-9 | 0-0 | 5-5 | 2-6-8 | 4 | 2 | 4 | 5 | 2 | 19 |

* indicates Southeastern Conference opponent

| SEASON | TEAM | GP-GS | MIN/AVG | Field Goals | | 3-Point | | F-Throws | | Rebounds | | | | Scoring | | | | | | |
|--------------|------|---------------|------------------|----------------|-------------|--------------|-------------|----------------|-------------|------------|------------|------------|------------|---------------|------------|------------|-----------|------------|------------|------------|
| | | | | FG-FGA | FG% | 3FG-FGA | 3FG% | FT-FTA | FT% | OFF | DEF | TOT | AVG | PF-FO | AST | TO | BLK | STL | PTS | AVG |
| 2017-18 | Bama | 35-13 | 741/21.2 | 58-142 | .408 | 7-26 | .269 | 24-48 | .500 | 29 | 92 | 121 | 3.5 | 94-4 | 48 | 56 | 22 | 44 | 147 | 4.2 |
| 2018-19 | Bama | 34-29 | 719/21.1 | 79-187 | .422 | 6-21 | .286 | 52-105 | .495 | 38 | 81 | 119 | 3.5 | 94-4 | 67 | 67 | 20 | 32 | 216 | 6.4 |
| 2019-20 | Bama | 27-26 | 716/26.5 | 74-153 | .484 | 1-14 | .071 | 65-104 | .625 | 55 | 118 | 173 | 6.4 | 97-8 | 62 | 50 | 19 | 34 | 214 | 7.9 |
| 2020-21 | Bama | 12-12 | 333/27.7 | 54-117 | .462 | 8-16 | .500 | 39-51 | .765 | 30 | 48 | 78 | 6.5 | 39-1 | 23 | 34 | 13 | 20 | 155 | 12.9 |
| TOTAL | | 108-80 | 2509/23.2 | 265-599 | .442 | 22-77 | .286 | 180-308 | .584 | 152 | 339 | 491 | 4.5 | 324-17 | 200 | 207 | 74 | 130 | 732 | 6.8 |



2 Jordan Bruner

GRADUATE

Forward • 6-10 • 225 • Columbia, S.C.
Spring Valley HS/ Yale

CAREER HIGHS

| | | |
|--------------|----|------------------------------|
| Points | 25 | Hartford (1/2/17) |
| Rebounds | 15 | 3x, last at UNC (12/30/19) |
| Assists | 10 | at Cornell (2/21/20) |
| Steals | 5 | vs. Clemson (12/12/20) |
| Blocks | 7 | Sienna (11/20/19) |
| Minutes | 44 | Sienna (11/20/19) |
| Field Goals | 8 | 2x, last at UMass (12/11/19) |
| FG Att. | 15 | vs. LSU (3/21/19) |
| 3-Point FG | 5 | Albany (12/4/19) |
| 3-Point Att. | 8 | vs. LSU (3/21/19) |
| Free Throws | 8 | Hartford (1/2/17) |
| FT Att. | 13 | Hartford (1/2/17) |

2020-21 SEASON HIGHS

| | | |
|--------------|----|-------------------------------------|
| Points | 20 | at Auburn (1/9/21) |
| Rebounds | 8 | ETSU (12/22/20) |
| Assists | 4 | 4x, last at Auburn (1/9/21) |
| Steals | 5 | vs. Clemson (12/12/20) |
| Blocks | 3 | at Tennessee (1/2/21) |
| Minutes | 28 | Western Kentucky (12/19/20) |
| Field Goals | 4 | 2x, last vs. Western Ky. (12/19/20) |
| FG Att. | 8 | Western Kentucky (12/19/20) |
| 3-Point FG | 3 | at Auburn (1/9/21) |
| 3-Point Att. | 5 | at Auburn (1/9/21) |
| Free Throws | 5 | Western Kentucky (12/19/20) |
| FT Att. | 6 | Western Kentucky (12/19/20) |

MISCELLANEOUS STATS

| CATEGORY | 2020-21 | CAREER |
|----------------------------|---------|--------|
| Double-digit scoring | 2 | 46 |
| 20+ point games | 1 | 4 |
| Double-digit rebounding | | 18 |
| Double-doubles | | 12 |
| Led team in scoring | | NA |
| Led team in rebounding | 3 | 3 |
| Led team in three-pointers | 1 | 1 |
| Led team in assists | 2 | 2 |
| Led team in steals | 5 | 5 |
| Led team in blocks | 7 | 7 |
| 5+ assist games | | 13 |
| 3+ three-pointers | | 6 |
| 3+ steal games | 3 | 8 |
| 3+ block games | | 14 |

2020-21 SEASON HIGHLIGHTS

- Graduate transfer from Yale
- Leads team in steals, which includes a career-best five steals vs. Clemson (12/12), and blocks on the season
- Collected a season-high 20 points to go along with seven rebounds, four assists and three steals at Auburn (1/9)
- Scored 14 points to go along with six boards vs. Western Kentucky (12/19)
- Collected eight points, six rebounds and a season-best three blocks at Tennessee (1/2)
- Had nine points and six rebounds to go along with a pair of assists and blocked shots vs. Furman (12/15)
- Earned First Team All-Ivy League and Academic All-Ivy League a year ago
- Became the first Bulldog to ever post a triple double when he had 14 points, 11 rebounds and 10 assists in a victory at Cornell (week of Feb. 22, 2020), earning him Ivy League Player of the Week honors
- Named First Team All-Ivy League in 2020 after averaging 10.9 points a contest and leading the conference at 9.2 rebounds per game
- Ranked among the conference leaders with 1.7 blocks a game (3rd) and 3.8 assists per contest (4th)
- Appeared in 83 total games at Yale making 53 starts across his three seasons from 2016-17 through the 2019-20 campaign
- Missed the 2017-18 campaign due to an injury



BRUNER'S 2020-21 GAME-BY-GAME STATS

| Opponent | Date | Min | FG-FGA | 3FG-FGA | FT-FTA | Off-Def-Tot | PF | A | TO | Stl | Blk | Pts |
|--------------------|-------|-----|--------|---------|--------|-------------|----|---|----|-----|-----|-----|
| Jacksonville State | 11/25 | 16 | 2-6 | 0-0 | 0-0 | 3-1-4 | 3 | 1 | 0 | 0 | 1 | 4 |
| vs. Stanford | 11/30 | 20 | 2-4 | 1-3 | 3-3 | 0-3-3 | 1 | 1 | 0 | 1 | 1 | 8 |
| vs. UNLV | 12/1 | 26 | 0-1 | 0-1 | 2-2 | 1-6-7 | 2 | 4 | 4 | 2 | 2 | 2 |
| vs. Providence | 12/2 | 21 | 3-5 | 1-2 | 0-0 | 3-4-7 | 2 | 0 | 0 | 1 | 0 | 7 |
| vs. Clemson | 12/12 | 24 | 1-4 | 1-3 | 0-0 | 0-2-2 | 1 | 1 | 0 | 5 | 1 | 3 |
| Furman | 12/15 | 18 | 4-6 | 1-2 | 0-0 | 4-2-6 | 1 | 2 | 0 | 1 | 2 | 9 |
| Western Kentucky | 12/19 | 28 | 4-8 | 1-4 | 5-6 | 3-3-6 | 2 | 0 | 2 | 1 | 1 | 14 |
| ETSU | 12/22 | 22 | 2-4 | 1-2 | 3-4 | 3-5-8 | 0 | 4 | 0 | 2 | 1 | 8 |
| Ole Miss* | 12/29 | 18 | 2-5 | 1-4 | 0-0 | 1-4-5 | 4 | 0 | 2 | 1 | 2 | 5 |
| at Tennessee* | 1/2 | 25 | 3-5 | 0-1 | 2-5 | 1-5-6 | 3 | 0 | 1 | 0 | 3 | 8 |
| Florida* | 1/5 | 21 | 3-4 | 0-0 | 0-0 | 5-2-7 | 2 | 4 | 1 | 3 | 1 | 6 |
| at Auburn* | 1/9 | 27 | 3-6 | 3-5 | 3-5 | 5-2-7 | 2 | 4 | 1 | 3 | 1 | 20 |

* indicates Southeastern Conference opponent

| SEASON | TEAM | GP-GS | MIN/AVG | Field Goals | | 3-Point | | F-Throws | | Rebounds | | | | Scoring | | | | | | |
|-----------------------|------|--------------|------------------|----------------|-------------|---------------|-------------|----------------|-------------|------------|------------|------------|------------|--------------|------------|------------|------------|-----------|------------|------------|
| | | | | FG-FGA | FG% | 3FG-FGA | 3FG% | FT-FTA | FT% | OFF | DEF | TOT | AVG | PF-FO | AST | TO | BLK | STL | PTS | AVG |
| 2016-17 | Yale | 25-0 | 560/22.4 | 78-152 | .513 | 12-40 | .300 | 43-66 | .652 | 43 | 97 | 140 | 5.6 | 48-0 | 31 | 38 | 55 | 9 | 211 | 8.4 |
| 2018-19 | Yale | 30-30 | 840/28.0 | 121-237 | .511 | 22-79 | .278 | 47-64 | .734 | 63 | 187 | 250 | 8.3 | 56-1 | 89 | 57 | 46 | 30 | 311 | 10.4 |
| 2019-20 | Yale | 28-28 | 906/32.4 | 112-253 | .443 | 32-99 | .323 | 49-64 | .766 | 50 | 207 | 257 | 9.2 | 49-1 | 106 | 71 | 48 | 29 | 305 | 10.9 |
| 2020-21 | Bama | 12-12 | 266/22.2 | 33-64 | .516 | 10-31 | .323 | 18-25 | .720 | 29 | 38 | 67 | 5.6 | 23-0 | 21 | 12 | 16 | 20 | 94 | 7.8 |
| TOTAL FOR Bama | | 12-12 | 266/22.2 | 33-64 | .516 | 10-31 | .323 | 18-25 | .720 | 29 | 38 | 67 | 5.6 | 23-0 | 21 | 12 | 16 | 20 | 94 | 7.8 |
| TOTAL | | 95-70 | 2572/27.1 | 344-706 | .487 | 76-249 | .305 | 157-219 | .717 | 185 | 529 | 714 | 7.5 | 176-2 | 247 | 178 | 165 | 88 | 921 | 9.7 |



3 Alex Reese

SENIOR

Forward • 6-9 • 230 • Pelham, Ala.
Pelham HS

CAREER HIGHS

| | | |
|--------------|----|-------------------------------|
| Points | 19 | vs. Wichita State (11/18/18) |
| Rebounds | 10 | vs. South Carolina (2/29/20) |
| Assists | 4 | vs. Rhode Island (11/15/19) |
| Steals | 4 | 2x, last vs. Penn (11/5/19) |
| Blocks | 3 | 3x, last vs. Florida (1/5/21) |
| Minutes | 30 | 2x, last vs. Auburn (2/12/20) |
| Field Goals | 7 | vs. LSU (1/29/20) |
| FG Att. | 14 | 3x, last vs. Auburn (2/12/20) |
| 3-Point FG | 5 | vs. Norfolk State (3/20/19) |
| 3-Point Att. | 10 | 2x, last vs. Auburn (2/12/20) |
| Free Throws | 9 | vs. Wichita State (11/18/18) |
| FT Att. | 10 | vs. Wichita State (11/18/18) |

2020-21 SEASON HIGHS

| | | |
|--------------|----|----------------------------------|
| Points | 10 | Ole Miss (12/29/20) |
| Rebounds | 5 | 3x, last vs. Clemson (12/12/20) |
| Assists | 2 | 2x, last vs. Ole Miss (12/29/20) |
| Steals | 1 | 4x, last at Auburn(1/9/21) |
| Blocks | 3 | vs. Florida (1/5/21) |
| Minutes | 18 | Ole Miss (12/29/20) |
| Field Goals | 3 | 2x, last vs. Ole Miss (12/29/20) |
| FG Att. | 8 | vs. ETSU (12/22/20) |
| 3-Point FG | 2 | 3x, last vs. Ole Miss (12/29/20) |
| 3-Point Att. | 7 | Ole Miss (12/29/20) |
| Free Throws | 2 | Ole Miss (12/29/20) |
| FT Att. | 2 | 2x, last vs. Ole Miss (12/29/20) |

MISCELLANEOUS STATS

| CATEGORY | 2020-21 | CAREER |
|--------------------------|---------|--------|
| Double-digit scoring | | 21 |
| 20+ point games | | |
| Double-digit rebounding | | 1 |
| Double-doubles | | |
| Led UA in scoring | | 2 |
| Led UA in rebounding | 1 | 8 |
| Led UA in three-pointers | 1 | 15 |
| Led UA in assists | | 2 |
| Led UA in steals | 1 | 11 |
| Led UA in blocks | 1 | 17 |
| 5+ assist games | | |
| 3+ three-pointers | | 10 |
| 3+ steal games | | 2 |
| 3+ block games | 1 | 3 |

2020-21 SEASON HIGHLIGHTS

- Scored a season-high 10 points to go along with four rebounds and a pair of assists vs. Ole Miss (12/29)
- Played in 31 games and made a career-high 26 starts on the year
- Led the team in blocked shots (30), was third in rebounding (4.8 rpg) and fourth in scoring (8.8 ppg) and three-pointers made (51)



REESE'S 2020-21 GAME-BY-GAME STATS

| Opponent | Date | Min | FG-FGA | 3FG-FGA | FT-FTA | Off-Def-Tot | PF | A | TO | Stl | Blk | Pts |
|--------------------|-------|-----|--------|---------|--------|-------------|----|---|----|-----|-----|-----|
| Jacksonville State | 11/25 | 13 | 0-4 | 0-4 | 0-0 | 0-1-1 | 0 | 0 | 2 | 0 | 0 | 0 |
| vs. Stanford | 11/30 | 12 | 2-6 | 1-4 | 0-1 | 0-5-5 | 1 | 1 | 0 | 0 | 1 | 5 |
| vs. UNLV | 12/1 | 15 | 1-6 | 1-6 | 0-0 | 0-5-5 | 1 | 0 | 0 | 0 | 1 | 3 |
| vs. Providence | 12/2 | 17 | 2-4 | 2-4 | 0-0 | 0-2-2 | 2 | 0 | 1 | 1 | 0 | 6 |
| vs. Clemson | 12/12 | 13 | 2-7 | 0-3 | 1-2 | 0-5-5 | 2 | 0 | 2 | 1 | 0 | 5 |
| Furman | 12/15 | 11 | 2-5 | 2-5 | 0-0 | 0-0-0 | 1 | 1 | 0 | 0 | 0 | 6 |
| Western Kentucky | 12/19 | 7 | 0-4 | 0-2 | 0-0 | 0-0-0 | 0 | 0 | 1 | 0 | 0 | 0 |
| ETSU | 12/22 | 17 | 3-8 | 1-5 | 0-0 | 1-1-2 | 0 | 2 | 0 | 0 | 0 | 7 |
| Ole Miss* | 12/29 | 18 | 3-8 | 2-7 | 2-2 | 1-3-4 | 1 | 2 | 0 | 1 | 1 | 10 |
| at Tennessee* | 1/2 | 14 | 0-4 | 0-3 | 0-0 | 1-3-4 | 0 | 0 | 0 | 0 | 0 | 0 |
| Florida* | 1/5 | 14 | 2-4 | 1-2 | 0-0 | 1-2-3 | 3 | 0 | 0 | 0 | 3 | 5 |
| at Auburn* | 1/9 | 12 | 1-3 | 1-3 | 0-0 | 0-1-1 | 1 | 1 | 0 | 1 | 0 | 3 |

* indicates Southeastern Conference opponent

| SEASON | TEAM | GP-GS | MIN/AVG | Field Goals | | 3-Point | | F-Throws | | Rebounds | | | | Scoring | | | | | | |
|--------------|------|---------------|------------------|----------------|-------------|----------------|-------------|---------------|-------------|-----------|------------|------------|------------|--------------|-----------|------------|-----------|-----------|------------|------------|
| | | | | FG-FGA | FG% | 3FG-FGA | 3FG% | FT-FTA | FT% | OFF | DEF | TOT | AVG | PF-FO | AST | TO | BLK | STL | PTS | AVG |
| 2017-18 | Bama | 32-1 | 370/11.6 | 46-118 | .390 | 24-74 | .324 | 11-14 | .786 | 22 | 67 | 89 | 2.8 | 33-0 | 9 | 21 | 7 | 15 | 127 | 4.0 |
| 2018-19 | Bama | 28-0 | 372/13.3 | 56-139 | .403 | 27-72 | .375 | 37-49 | .755 | 25 | 46 | 71 | 2.5 | 31-0 | 13 | 25 | 12 | 10 | 176 | 6.3 |
| 2019-20 | Bama | 31-26 | 705/22.7 | 95-243 | .391 | 51-171 | .298 | 32-48 | .667 | 33 | 117 | 150 | 4.8 | 55-2 | 33 | 48 | 30 | 13 | 273 | 8.8 |
| 2020-21 | Bama | 12-0 | 164/13.7 | 18-63 | .286 | 11-48 | .229 | 3-4 | .750 | 4 | 28 | 32 | 2.7 | 13-0 | 7 | 6 | 6 | 4 | 50 | 4.2 |
| TOTAL | | 103-27 | 1612/15.6 | 215-563 | .382 | 113-365 | .310 | 83-115 | .722 | 84 | 258 | 342 | 3.3 | 132-2 | 62 | 100 | 55 | 42 | 626 | 6.1 |



4 Juwan Gary

R-FRESHMAN

Forward • 6-6 • 218 • Columbia, S.C.
Liberty Heights/West Charlotte HS

CAREER HIGHS

| | | |
|--------------|----|----------------------------------|
| Points | 10 | Furman (12/15/20) |
| Rebounds | 4 | 2x, last vs. ETSU (12/22/20) |
| Assists | | |
| Steals | 1 | 2x, last vs. Ole Miss (12/29/20) |
| Blocks | 1 | ETSU (12/22/20) |
| Minutes | 16 | ETSU (12/22/20) |
| Field Goals | 4 | Furman (12/15/20) |
| FG Att. | 5 | 2x, last vs. ETSU (12/22/20) |
| 3-Point FG | | |
| 3-Point Att. | 2 | at Auburn (1/9/21) |
| Free Throws | 2 | Furman (12/15/20) |
| FT Att. | 4 | Furman (12/15/20) |

2020-21 SEASON HIGHS

| | | |
|--------------|----|----------------------------------|
| Points | 10 | Furman (12/15/20) |
| Rebounds | 4 | 2x, last vs. ETSU (12/22/20) |
| Assists | | |
| Steals | 1 | 2x, last vs. Ole Miss (12/29/20) |
| Blocks | 1 | ETSU (12/22/20) |
| Minutes | 16 | ETSU (12/22/20) |
| Field Goals | 4 | Furman (12/15/20) |
| FG Att. | 5 | 2x, last vs. ETSU (12/22/20) |
| 3-Point FG | | |
| 3-Point Att. | 2 | at Auburn (1/9/21) |
| Free Throws | 2 | Furman (12/15/20) |
| FT Att. | 4 | Furman (12/15/20) |

MISCELLANEOUS STATS

| CATEGORY | 2020-21 | CAREER |
|--------------------------|---------|--------|
| Double-digit scoring | 1 | 1 |
| 20+ scoring games | | |
| Double-digit rebounding | | |
| Double-doubles | | |
| Led UA in scoring | | |
| Led UA in rebounding | | |
| Led UA in three-pointers | | |
| Led UA in assists | | |
| Led UA in steals | 1 | 1 |
| Led UA in blocks | | |
| 5+ assist games | | |
| 3+ three-pointer | | |
| 3+ steal games | | |
| 3+ block games | | |

2020-21 SEASON HIGHLIGHTS

- Had his best game when he collected 10 points and three rebounds in just eight minutes of work vs. Furman (12/15)
- Suffered a season-ending knee injury prior to the start of the 2019-20 campaign and reshirted
- Has seen action in just four games as he continues to improve his conditioning coming off the injury



GARY'S 2020-21 GAME-BY-GAME STATS

| Opponent | Date | Min | FG-FGA | 3FG-FGA | FT-FTA | Off-Def-Tot | PF | A | TO | Stl | Blk | Pts |
|--------------------|-------|-----|--------|---------|--------|-------------|----|---|----|-----|-----|-----|
| Jacksonville State | 11/25 | 3 | 0-2 | 0-0 | 0-0 | 0-0-0 | 0 | 0 | 0 | 0 | 0 | 0 |
| vs. Stanford | 11/30 | 3 | 0-1 | 0-1 | 1-2 | 0-0-0 | 0 | 0 | 0 | 0 | 0 | 1 |
| vs. UNLV | 12/1 | | | | DNP | | | | | | | |
| vs. Providence | 12/2 | 2 | 0-0 | 0-0 | 0-0 | 0-1-1 | 0 | 0 | 0 | 0 | 0 | 0 |
| vs. Clemson | 12/12 | 3 | 0-0 | 0-0 | 0-0 | 0-0-0 | 0 | 0 | 0 | 0 | 0 | 0 |
| Furman | 12/15 | 8 | 4-5 | 0-0 | 2-4 | 1-2-3 | 0 | 0 | 0 | 0 | 0 | 10 |
| Western Kentucky | 12/19 | 7 | 1-1 | 0-0 | 0-0 | 0-1-1 | 0 | 0 | 0 | 0 | 0 | 2 |
| ETSU | 12/22 | 16 | 3-5 | 0-0 | 0-2 | 1-3-4 | 2 | 0 | 1 | 1 | 1 | 6 |
| Ole Miss* | 12/29 | 4 | 0-0 | 0-0 | 0-0 | 0-0-0 | 2 | 0 | 0 | 1 | 0 | 0 |
| at Tennessee* | 1/2 | 1 | 0-0 | 0-0 | 0-0 | 0-0-0 | 0 | 0 | 0 | 0 | 0 | 0 |
| Florida* | 1/5 | 4 | 0-2 | 0-0 | 0-0 | 1-1-2 | 0 | 0 | 0 | 0 | 0 | 0 |
| at Auburn* | 1/9 | 2 | 0-2 | 0-2 | 0-0 | 0-0-0 | 1 | 0 | 1 | 0 | 0 | 0 |

* indicates Southeastern Conference opponent

| SEASON | TEAM | GP-GS | MIN/AVG | Field Goals | | 3-Point | | F-Throws | | Rebounds | | | | Scoring | | | | | | |
|--------------|------|-------------|---------------|-------------|-------------|------------|-------------|------------|-------------|----------|----------|-----------|------------|------------|----------|----------|----------|----------|-----------|------------|
| | | | | FG-FGA | FG% | 3FG-FGA | 3FG% | FT-FTA | FT% | OFF | DEF | TOT | AVG | PF | FO | AST | TO | BLK | STL | PTS |
| 2020-21 | Bama | 11-0 | 51/4.6 | 8-18 | .444 | 0-3 | .000 | 3-8 | .375 | 3 | 8 | 11 | 1.0 | 6-0 | 0 | 2 | 1 | 2 | 19 | 1.7 |
| TOTAL | | 11-0 | 51/4.6 | 8-18 | .444 | 0-3 | .000 | 3-8 | .375 | 3 | 8 | 11 | 1.0 | 6-0 | 0 | 2 | 1 | 2 | 19 | 1.7 |



5 Jaden Shackelford

SOPHOMORE

Guard • 6-3 • 200 • Hesperia Calif.
Hesperia HS

CAREER HIGHS

| | | |
|--------------|----|----------------------------------|
| Points | 28 | 3x, last vs. Auburn (2/12/20) |
| Rebounds | 12 | Jacksonville State (11/25/20) |
| Assists | 4 | 3x, last vs. Ole Miss (12/29/20) |
| Steals | 3 | Furman (11/19/19) |
| Blocks | 2 | vs. South Carolina (2/29/20) |
| Minutes | 42 | Auburn (2/12/20) |
| Field Goals | 11 | Arkansas (2/1/20) |
| FG Att. | 23 | Auburn (2/12/20) |
| 3-Point FG | 8 | ETSU (12/22/20) |
| 3-Point Att. | 17 | Auburn (2/12/20) |
| Free Throws | 10 | Stephen F. Austin (12/6/19) |
| FT Att. | 11 | Stephen F. Austin (12/6/19) |

2020-21 SEASON HIGHS

| | | |
|--------------|----|----------------------------------|
| Points | 26 | ETSU (12/22/20) |
| Rebounds | 12 | Jacksonville State (11/25/20) |
| Assists | 4 | 2x, last vs. Ole Miss (12/29/20) |
| Steals | 2 | 3x, last at Tennessee (1/2/21) |
| Blocks | 1 | ETSU (12/22/20) |
| Minutes | 36 | ETSU (12/22/20) |
| Field Goals | 8 | ETSU (12/22/20) |
| FG Att. | 15 | ETSU (12/22/20) |
| 3-Point FG | 8 | ETSU (12/22/20) |
| 3-Point Att. | 15 | ETSU (12/22/20) |
| Free Throws | 7 | Western Kentucky (12/19/20) |
| FT Att. | 10 | Western Kentucky (12/19/20) |

MISCELLANEOUS STATS

| CATEGORY | 2020-21 | CAREER |
|--------------------------|---------|--------|
| Double-digit scoring | 9 | 29 |
| 20+ point games | 1 | 8 |
| Double-digit rebounding | 1 | 1 |
| Double-doubles | 1 | 1 |
| Led UA in scoring | 3 | 11 |
| Led UA in rebounding | 3 | 6 |
| Led UA in three-pointers | 3 | 15 |
| Led UA in assists | 1 | 3 |
| Led UA in steals | 1 | 2 |
| Led UA in blocks | 1 | 2 |
| 5+ assist games | | |
| 3+ three-pointers | 3 | 18 |
| 3+ steal games | | 1 |
| 3+ block games | | |

2020-21 SEASON HIGHLIGHTS

- Leads team in scoring average, double-figure scoring games (9) and three-pointers made and attempted
- Had hit double figured in 23 of his last 26 games played dating back to last season
- Had season high 26 points on a career-best eight three-pointers (8-of-13) in the win over ETSU (12/22)
- Recorded first career double-double with 18 points and 12 rebounds – both team highs – to lead UA past Jacksonville State (11/25)
- Finished with 16 points in the win over Florida (1/5)
- Burst onto the college basketball scene last year, earning SEC All-Freshman honors
- Finished his rookie campaign averaging 15.0 points per game, which ranked second on the team and 11th in the SEC
- Scored a total of 466 points on the year which is fourth-best by any freshman in program history, trailing only Collin Sexton, James “Hollywood” Robinson and Eddie Phillips
- Led all SEC players with 55 made three-pointers during conference play
- Named the SEC Freshman of the Week and the USBWA National Freshman of the Week for the week of Feb. 17
- His 84 made threes on the year ranks seventh-best in a single-season in the program’s record books, while his 235 three-point attempts led the team and was fifth-best in UA history
- Reached double figures in each of his final 15 games of the season and 23 times total which was second-best on the team



SHACKELFORD'S 2020-21 GAME-BY-GAME STATS

| Opponent | Date | Min | FG-FGA | 3FG-FGA | FT-FTA | Off-Def-Tot | PF | A | TO | Stl | Blk | Pts |
|--------------------|-------|-----|--------|---------|--------|-------------|----|---|----|-----|-----|-----|
| Jacksonville State | 11/25 | 26 | 6-13 | 1-4 | 5-5 | 3-9-12 | 1 | 2 | 2 | 2 | 0 | 18 |
| vs. Stanford | 11/30 | 23 | 3-13 | 2-5 | 2-2 | 1-2-3 | 3 | 0 | 2 | 0 | 0 | 10 |
| vs. UNLV | 12/1 | 28 | 4-10 | 3-7 | 2-5 | 0-5-5 | 0 | 4 | 0 | 1 | 0 | 13 |
| vs. Providence | 12/2 | 29 | 4-11 | 3-6 | 4-4 | 3-3-6 | 1 | 1 | 1 | 0 | 0 | 15 |
| vs. Clemson | 12/12 | 27 | 2-8 | 0-3 | 1-2 | 1-0-1 | 2 | 1 | 3 | 2 | 0 | 5 |
| Furman | 12/15 | 29 | 4-9 | 1-5 | 4-8 | 1-3-4 | 3 | 1 | 3 | 1 | 0 | 13 |
| Western Kentucky | 12/19 | 33 | 2-9 | 1-5 | 7-10 | 1-3-4 | 1 | 1 | 0 | 1 | 0 | 12 |
| ETSU | 12/22 | 36 | 8-15 | 8-13 | 2-5 | 1-3-4 | 1 | 2 | 1 | 0 | 1 | 26 |
| Ole Miss* | 12/29 | 33 | 3-10 | 1-7 | 2-5 | 2-5-7 | 0 | 4 | 0 | 0 | 0 | 9 |
| at Tennessee* | 1/2 | 24 | 3-5 | 1-2 | 2-4 | 0-1-1 | 4 | 2 | 0 | 2 | 0 | 9 |
| Florida* | 1/5 | 31 | 5-12 | 2-7 | 4-4 | 0-3-3 | 1 | 0 | 2 | 0 | 0 | 16 |
| at Auburn* | 1/9 | 27 | 4-13 | 1-5 | 2-4 | 1-6-7 | 2 | 1 | 0 | 1 | 0 | 11 |

* indicates Southeastern Conference opponent

| SEASON | TEAM | GP-GS | MIN/AVG | Field Goals | | 3-Point | | F-Throws | | Rebounds | | | | Scoring | | | | | | |
|--------------|------|--------------|------------------|----------------|-------------|----------------|-------------|----------------|-------------|-----------|------------|------------|------------|-------------|-----------|-----------|----------|-----------|------------|-------------|
| | | | | FG-FGA | FG% | 3FG-FGA | 3FG% | FT-FTA | FT% | OFF | DEF | TOT | AVG | PF-FO | AST | TO | BLK | STL | PTS | AVG |
| 2019-20 | Bama | 31-19 | 911/29.4 | 148-358 | .413 | 84-235 | .357 | 86-112 | .768 | 39 | 100 | 139 | 4.5 | 52-0 | 44 | 46 | 6 | 17 | 466 | 15.0 |
| 2020-21 | Bama | 12-12 | 347/28.9 | 48-128 | .375 | 24-69 | .348 | 37-56 | .661 | 14 | 43 | 57 | 4.8 | 19-0 | 19 | 14 | 1 | 10 | 157 | 13.1 |
| TOTAL | | 43-31 | 1258/29.3 | 196-486 | .403 | 108-304 | .355 | 123-168 | .732 | 53 | 143 | 196 | 4.6 | 71-0 | 63 | 60 | 7 | 27 | 623 | 14.5 |



11 Joshua Primo

FRESHMAN

Guard • 6-6 • 190 • Toronto, Ontario
Royal Crown Academic School

CAREER HIGHS

| | | |
|--------------|----|-----------------------------|
| Points | 22 | at Auburn (1/9/21) |
| Rebounds | 6 | Ole Miss (12/29/20) |
| Assists | 3 | 2x, last at Auburn (1/9/21) |
| Steals | 2 | 3x, last at Auburn (1/9/21) |
| Blocks | 1 | 2x, last at Auburn (1/9/21) |
| Minutes | 38 | at Auburn (1/9/21) |
| Field Goals | 5 | 2x, last at Auburn (1/9/21) |
| FG Att. | 17 | at Auburn (1/9/21) |
| 3-Point FG | 4 | at Auburn (1/9/21) |
| 3-Point Att. | 8 | at Auburn (1/9/21) |
| Free Throws | 8 | at Auburn (1/9/21) |
| FT Att. | 8 | at Auburn (1/9/21) |

2020-21 SEASON HIGHS

| | | |
|--------------|----|-----------------------------|
| Points | 22 | at Auburn (1/9/21) |
| Rebounds | 6 | Ole Miss (12/29/20) |
| Assists | 3 | 2x, last at Auburn (1/9/21) |
| Steals | 2 | 3x, last at Auburn (1/9/21) |
| Blocks | 1 | 2x, last at Auburn (1/9/21) |
| Minutes | 38 | at Auburn (1/9/21) |
| Field Goals | 5 | 2x, last at Auburn (1/9/21) |
| FG Att. | 17 | at Auburn (1/9/21) |
| 3-Point FG | 4 | at Auburn (1/9/21) |
| 3-Point Att. | 8 | at Auburn (1/9/21) |
| Free Throws | 8 | at Auburn (1/9/21) |
| FT Att. | 8 | at Auburn (1/9/21) |

MISCELLANEOUS STATS

| CATEGORY | 2020-21 | CAREER |
|--------------------------|---------|--------|
| Double-digit scoring | 4 | 4 |
| 20+ scoring games | 1 | 1 |
| Double-digit rebounding | | |
| Double-doubles | | |
| Led UA in scoring | 1 | 1 |
| Led UA in rebounding | | |
| Led UA in three-pointers | 1 | 1 |
| Led UA in assists | 1 | 1 |
| Led UA in steals | 1 | 1 |
| Led UA in blocks | | |
| 5+ assist games | | |
| 3+ three-pointer | 4 | 4 |
| 3+ steal games | | |
| 3+ block games | | |

2020-21 SEASON HIGHLIGHTS

- Had season high 22 points including career-best marks of 4-of-8 from beyond the arc and 8-of-8 from the free throw line, to go along with five boards and three assists in the win at Auburn (1/9)
- Collected 15 points in 24 minutes of action vs. Providence (12/2), hitting 5-of-9 shots from the field, 3-of-6 from deep and 2-of-4 from the charity stripe
- Added 11 points to go along with five rebounds in the upset win at No. 7 Tennessee (1/2)
- Scored 11 points on 4-of-8 shooting from the floor including three three-pointers vs. UNLV (12/1)
- Rated as a five-star prospect, the No. 19 overall player and the No. 5 overall combo guard in the 2020 class by 247Sports.com
- Reclassified from a 2021 recruit to the class of 2020 after completing his prep requirements early from Royal Crown International



PRIMO'S 2020-21 GAME-BY-GAME STATS

| Opponent | Date | Min | FG-FGA | 3FG-FGA | FT-FTA | Off-Def-Tot | PF | A | TO | Stl | Blk | Pts |
|--------------------|-------|-----|--------|---------|--------|-------------|----|---|----|-----|-----|-----|
| Jacksonville State | 11/25 | 17 | 2-4 | 0-2 | 1-2 | 0-3-3 | 3 | 1 | 0 | 1 | 0 | 5 |
| vs. Stanford | 11/30 | 18 | 0-2 | 0-1 | 0-2 | 0-2-2 | 2 | 3 | 2 | 2 | 0 | 0 |
| vs. UNLV | 12/1 | 17 | 4-8 | 3-6 | 0-0 | 1-2-3 | 1 | 0 | 1 | 0 | 0 | 11 |
| vs. Providence | 12/2 | 24 | 5-9 | 3-6 | 2-4 | 1-2-3 | 4 | 1 | 0 | 1 | 0 | 15 |
| vs. Clemson | 12/12 | 23 | 3-4 | 0-1 | 0-0 | 0-2-2 | 1 | 0 | 1 | 0 | 0 | 6 |
| Furman | 12/15 | 22 | 2-6 | 1-5 | 0-1 | 0-2-2 | 2 | 1 | 1 | 0 | 0 | 5 |
| Western Kentucky | 12/19 | 25 | 2-4 | 2-3 | 2-2 | 2-2-4 | 3 | 0 | 2 | 0 | 1 | 8 |
| ETSU | 12/22 | 19 | 1-5 | 0-4 | 1-2 | 1-2-3 | 3 | 0 | 4 | 2 | 0 | 3 |
| Ole Miss* | 12/29 | 24 | 2-8 | 0-2 | 2-2 | 2-4-6 | 2 | 1 | 0 | 0 | 0 | 6 |
| at Tennessee* | 1/2 | 25 | 4-8 | 3-5 | 0-0 | 4-1-5 | 2 | 1 | 4 | 0 | 0 | 11 |
| Florida* | 1/5 | 20 | 0-4 | 0-3 | 0-0 | 0-2-2 | 1 | 2 | 4 | 1 | 0 | 0 |
| at Auburn* | 1/9 | 38 | 5-17 | 4-8 | 8-8 | 3-2-5 | 2 | 3 | 5 | 2 | 1 | 22 |

* indicates Southeastern Conference opponent

| SEASON | TEAM | GP-GS | MIN/AVG | Field Goals | | 3-Point | | F-Throws | | Rebounds | | | | Scoring | | | | | | |
|--------------|------|-------------|-----------------|--------------|-------------|--------------|-------------|--------------|-------------|-----------|-----------|-----------|------------|-------------|-----------|-----------|----------|----------|-----------|------------|
| | | | | FG-FGA | FG% | 3FG-FGA | 3FG% | FT-FTA | FT% | OFF | DEF | TOT | AVG | PF | FO | AST | TO | BLK | STL | PTS |
| 2020-21 | Bama | 12-5 | 274/22.9 | 30-79 | .380 | 16-46 | .348 | 16-23 | .696 | 14 | 26 | 40 | 3.3 | 26-0 | 13 | 24 | 2 | 9 | 92 | 7.7 |
| TOTAL | | 12-5 | 274/22.9 | 30-79 | .380 | 16-46 | .348 | 16-23 | .696 | 14 | 26 | 40 | 3.3 | 26-0 | 13 | 24 | 2 | 9 | 92 | 7.7 |



12 Darius Miles

FRESHMAN

Forward • 6-6 • 185 • Washington, D.C.
Theodore Roosevelt HS

CAREER HIGHS

| | | |
|--------------|---|-----------------------------------|
| Points | 3 | vs. Stanford (11/30/20) |
| Rebounds | 2 | vs. Jacksonville State (11/25/20) |
| Assists | | |
| Steals | 1 | vs. Stanford (11/30/20) |
| Blocks | 1 | vs. Stanford (11/30/20) |
| Minutes | 5 | vs. Stanford (11/30/20) |
| Field Goals | 1 | 2x, last vs. Stanford (11/30/20) |
| FG Att. | 4 | vs. Stanford (11/30/20) |
| 3-Point FG | 1 | vs. Stanford (11/30/20) |
| 3-Point Att. | 3 | vs. Stanford (11/30/20) |
| Free Throws | 2 | Ole Miss (12/29/20) |
| FT Att. | 2 | Ole Miss (12/29/20) |

2020-21 SEASON HIGHS

| | | |
|--------------|---|-----------------------------------|
| Points | 3 | vs. Stanford (11/30/20) |
| Rebounds | 2 | vs. Jacksonville State (11/25/20) |
| Assists | | |
| Steals | 1 | vs. Stanford (11/30/20) |
| Blocks | 1 | vs. Stanford (11/30/20) |
| Minutes | 5 | vs. Stanford (11/30/20) |
| Field Goals | 1 | 2x, last vs. Stanford (11/30/20) |
| FG Att. | 4 | vs. Stanford (11/30/20) |
| 3-Point FG | 1 | vs. Stanford (11/30/20) |
| 3-Point Att. | 3 | vs. Stanford (11/30/20) |
| Free Throws | 2 | Ole Miss (12/29/20) |
| FT Att. | 2 | Ole Miss (12/29/20) |

MISCELLANEOUS STATS

| CATEGORY | 2020-21 | CAREER |
|--------------------------|---------|--------|
| Double-digit scoring | | |
| 20+ scoring games | | |
| Double-digit rebounding | | |
| Double-doubles | | |
| Led UA in scoring | | |
| Led UA in rebounding | | |
| Led UA in three-pointers | | |
| Led UA in assists | | |
| Led UA in steals | | |
| Led UA in blocks | 1 | 1 |
| 5+ assist games | | |
| 3+ three-pointer | | |
| 3+ steal games | | |
| 3+ block games | 2 | |

2020-21 SEASON HIGHLIGHTS

- Rated as a four-star prospect by Rivals and a three-star signee according to 247Sports
- Rivals.com lists him as the 113th best prospect and the 26th best small forward in the nation



MILES' 2020-21 GAME-BY-GAME STATS

| Opponent | Date | Min | FG-FGA | 3FG-FGA | FT-FTA | Off-Def-Tot | PF | A | TO | Stl | Blk | Pts |
|--------------------|-------|-----|--------|---------|--------|-------------|----|---|----|-----|-----|-----|
| Jacksonville State | 11/25 | 4 | 1-2 | 0-1 | 0-0 | 1-1-2 | 0 | 0 | 1 | 0 | 0 | 2 |
| vs. Stanford | 11/30 | 5 | 1-4 | 1-3 | 0-0 | 0-0-0 | 0 | 0 | 0 | 1 | 1 | 3 |
| vs. UNLV | 12/1 | | | | DNP | | | | | | | |
| vs. Providence | 12/2 | 1 | 0-0 | 0-0 | 0-0 | 0-0-0 | 0 | 0 | 2 | 0 | 0 | 0 |
| vs. Clemson | 12/12 | | | | DNP | | | | | | | |
| Furman | 12/15 | | | | DNP | | | | | | | |
| Western Kentucky | 12/19 | | | | DNP | | | | | | | |
| ETSU | 12/22 | 2 | 0-0 | 0-0 | 0-0 | 0-1-1 | 0 | 0 | 1 | 0 | 0 | 0 |
| Ole Miss* | 12/29 | 1 | 0-0 | 0-0 | 2-2 | 0-0-0 | 0 | 0 | 0 | 0 | 0 | 2 |
| at Tennessee* | 1/2 | | | | DNP | | | | | | | |
| Florida* | 1/5 | | | | DNP | | | | | | | |
| at Auburn* | 1/9 | | | | DNP | | | | | | | |

* indicates Southeastern Conference opponent

| SEASON | TEAM | GP-GS | MIN/AVG | Field Goals | | 3-Point | | F-Throws | | Rebounds | | | | Scoring | | | | | | |
|--------------|------|------------|---------------|-------------|-------------|------------|-------------|------------|--------------|----------|----------|----------|------------|------------|----------|----------|----------|----------|----------|------------|
| | | | | FG-FGA | FG% | 3FG-FGA | 3FG% | FT-FTA | FT% | OFF | DEF | TOT | AVG | PF-FO | AST | TO | BLK | STL | PTS | AVG |
| 2020-21 | Bama | 5-0 | 13/2.5 | 2-6 | .333 | 1-4 | .250 | 2-2 | 1.000 | 1 | 2 | 3 | 0.6 | 0-0 | 0 | 4 | 1 | 1 | 7 | 1.4 |
| TOTAL | | 5-0 | 13/2.5 | 2-6 | .333 | 1-4 | .250 | 2-2 | 1.000 | 1 | 2 | 3 | 0.6 | 0-0 | 0 | 4 | 1 | 1 | 7 | 1.4 |



13 Jahvon Quinerly

SOPHOMORE

Guard • 6-1 • 175 • Hackensack, N.J.
Villianova/Hudson Catholic HS

CAREER HIGHS

| | | |
|--------------|----|-----------------------------|
| Points | 24 | Ole Miss (12/29/20) |
| Rebounds | 4 | vs. UNLV (12/1/20) |
| Assists | 9 | ETSU (12/22/20) |
| Steals | 3 | vs. Stanford (11/30/20) |
| Blocks | 1 | Western Kentucky (12/19/20) |
| Minutes | 36 | ETSU (12/22/20) |
| Field Goals | 8 | Ole Miss (12/29/20) |
| FG Att. | 14 | Ole Miss (12/29/20) |
| 3-Point FG | 3 | Ole Miss (12/29/20) |
| 3-Point Att. | 6 | at Xavier (2/24/19) |
| Free Throws | 6 | vs. UNLV (12/1/20) |
| FT Att. | 10 | Ole Miss (12/29/20) |

2020-21 SEASON HIGHS

| | | |
|--------------|----|----------------------------------|
| Points | 24 | Ole Miss (12/29/20) |
| Rebounds | 4 | vs. UNLV (12/1/20) |
| Assists | 9 | ETSU (12/22/20) |
| Steals | 3 | vs. Stanford (11/30/20) |
| Blocks | 1 | Western Kentucky (12/19/20) |
| Minutes | 36 | ETSU (12/22/20) |
| Field Goals | 8 | Ole Miss (12/29/20) |
| FG Att. | 14 | 2x, last at Tennessee (1/2/21) |
| 3-Point FG | 3 | Ole Miss (12/29/20) |
| 3-Point Att. | 5 | 3x, last vs. Ole Miss (12/29/20) |
| Free Throws | 6 | vs. UNLV (12/1/20) |
| FT Att. | 10 | Ole Miss (12/29/20) |

MISCELLANEOUS STATS

| CATEGORY | 2020-21 | CAREER |
|--------------------------|---------|--------|
| Double-digit scoring | 7 | 8 |
| 20+ point games | 1 | 1 |
| Double-digit rebounding | | |
| Double-doubles | | |
| Led UA in scoring | 3 | 3 |
| Led UA in rebounding | | |
| Led UA in three-pointers | 2 | 2 |
| Led UA in assists | 5 | 5 |
| Led UA in steals | 2 | 2 |
| Led UA in blocks | | |
| 5+ assist games | 2 | 2 |
| 3+ three-pointers | 1 | 1 |
| 3+ steal games | 1 | 1 |
| 3+ block games | | |

2020-21 SEASON HIGHLIGHTS

- Has missed the last two contest due to a medical condition
- At the time of his absence, he was averaging 16.7 points and 4.7 assists per game over his previous three contests, while shooting 47.2 percent (17-of-36) from the field and 33.3 percent (4-of-12) from beyond the arc
- Leads UA in assists, third in free throw percentage and has seven double-figure scoring games
- Went for a career-best 24 points in the win over Ole Miss (12/29) in his first SEC game
- Made his Crimson Tide debut and showed out for 18 points and three assists to lead UA to a win over Jacksonville State (11/25)
- Scored 19 points – 17 in the second half – to go along with four assists and four rebounds in a career-best 30 minutes of action vs. UNLV (12/1)
- Had 14 points to go along with a career-best nine assists with only one turnover in the win over ETSU (12/22)
- Sat out the entire 2019-20 campaign after his NCAA waiver and appeal were both denied by the NCAA
- Averaged 3.2 points and 9.1 minutes per game in 25 appearances in his lone season at Villanova in 2018-19
- 2018 McDonalds All-American, two-time New Jersey Gatorade Player of the Year
- Ranked No. 26 in ESPN's Top 100 in the Prep Class of 2018



QUINERLY'S 2020-21 GAME-BY-GAME STATS

| Opponent | Date | Min | FG-FGA | 3FG-FGA | FT-FTA | Off-Def-Tot | PF | A | TO | Stl | Blk | Pts |
|--------------------|-------|-----|--------|---------|--------|-------------|----|---|----|-----|-----|-----|
| Jacksonville State | 11/25 | 26 | 7-12 | 2-5 | 2-2 | 0-1-1 | 1 | 3 | 1 | 1 | 0 | 18 |
| vs. Stanford | 11/30 | 24 | 6-11 | 1-3 | 1-1 | 0-0-0 | 3 | 2 | 3 | 3 | 0 | 14 |
| vs. UNLV | 12/1 | 30 | 6-11 | 1-4 | 6-6 | 1-3-4 | 2 | 4 | 2 | 0 | 0 | 19 |
| vs. Providence | 12/2 | 22 | 3-9 | 1-3 | 3-5 | 0-1-1 | 4 | 3 | 2 | 0 | 0 | 10 |
| vs. Clemson | 12/12 | 27 | 3-10 | 1-4 | 0-0 | 2-1-3 | 2 | 2 | 3 | 2 | 0 | 7 |
| Furman | 12/15 | 17 | 1-2 | 1-1 | 0-0 | 0-0-0 | 2 | 3 | 0 | 0 | 0 | 3 |
| Western Kentucky | 12/19 | 21 | 4-7 | 0-2 | 1-2 | 0-1-1 | 2 | 3 | 6 | 0 | 1 | 9 |
| ETSU | 12/22 | 36 | 4-8 | 1-5 | 5-8 | 1-1-2 | 5 | 9 | 1 | 1 | 0 | 14 |
| Ole Miss* | 12/29 | 32 | 8-14 | 3-5 | 5-10 | 2-3-5 | 1 | 0 | 4 | 1 | 0 | 24 |
| at Tennessee* | 1/2 | 27 | 5-14 | 0-2 | 2-2 | 1-1-2 | 3 | 5 | 2 | 0 | 0 | 12 |
| Florida* | 1/5 | | | | | | | | | | | |
| at Auburn* | 1/9 | | | | | | | | | | | |

* indicates Southeastern Conference opponent

| SEASON | TEAM | GP-GS | MIN/AVG | Field Goals | | 3-Point | | F-Throws | | Rebounds | | | | Scoring | | | | | | |
|-----------------------|------|-------------|-----------------|---------------|-------------|--------------|-------------|--------------|-------------|----------|-----------|-----------|------------|-------------|-----------|-----------|----------|-----------|------------|-------------|
| | | | | FG-FGA | FG% | 3FG-FGA | 3FG% | FT-FTA | FT% | OFF | DEF | TOT | AVG | PF-FO | AST | TO | BLK | STL | PTS | AVG |
| 2018-19 | VU | 25-0 | 230/9.2 | 28-83 | .337 | 12-48 | .250 | 11-15 | .733 | 2 | 18 | 20 | 0.8 | 18-0 | 22 | 19 | 0 | 5 | 79 | 3.2 |
| 2020-21 | Bama | 10-7 | 262/26.2 | 47-98 | .480 | 11-34 | .324 | 25-36 | .694 | 7 | 12 | 19 | 1.9 | 25-1 | 34 | 24 | 1 | 8 | 130 | 13.0 |
| TOTAL FOR Bama | | 10-7 | 262/26.2 | 47-98 | .480 | 11-34 | .324 | 25-36 | .694 | 7 | 12 | 19 | 1.9 | 25-1 | 34 | 24 | 1 | 8 | 130 | 13.0 |
| TOTAL | | 35-7 | 492/14.1 | 75-181 | .414 | 23-82 | .280 | 36-51 | .706 | 9 | 30 | 39 | 1.1 | 43-1 | 56 | 43 | 1 | 13 | 209 | 6.0 |



14 Keon Ellis

JUNIOR

Guard • 6-6 • 170 • Eustis, Fla.
Leesburg, HS

CAREER HIGHS

| | | |
|--------------|----|-----------------------------|
| Points | 16 | Florida (1/5/21) |
| Rebounds | 8 | Florida (1/5/21) |
| Assists | 3 | Ole Miss (12/29/20) |
| Steals | 2 | 2x, last at Auburn (1/9/21) |
| Blocks | 1 | 2x, last Florida (1/5/21) |
| Minutes | 24 | Florida (1/5/21) |
| Field Goals | 5 | Florida (1/5/21) |
| FG Att. | 6 | Florida (1/5/21) |
| 3-Point FG | 3 | Florida (1/5/21) |
| 3-Point Att. | 4 | Ole Miss (12/29/20) |
| Free Throws | 5 | at Auburn (1/9/21) |
| FT Att. | 5 | at Auburn (1/9/21) |

2020-21 SEASON HIGHS

| | | |
|--------------|----|-----------------------------|
| Points | 16 | Florida (1/5/21) |
| Rebounds | 8 | Florida (1/5/21) |
| Assists | 3 | Ole Miss (12/29/20) |
| Steals | 2 | 2x, last at Auburn (1/9/21) |
| Blocks | 1 | 2x, last Florida (1/5/21) |
| Minutes | 24 | Florida (1/5/21) |
| Field Goals | 5 | Florida (1/5/21) |
| FG Att. | 6 | Florida (1/5/21) |
| 3-Point FG | 3 | Florida (1/5/21) |
| 3-Point Att. | 4 | Ole Miss (12/29/20) |
| Free Throws | 5 | at Auburn (1/9/21) |
| FT Att. | 5 | at Auburn (1/9/21) |

MISCELLANEOUS STATS

| CATEGORY | 2020-21 | CAREER |
|--------------------------|---------|--------|
| Double-digit scoring | 1 | 1 |
| 20+ scoring games | | |
| Double-digit rebounding | | |
| Double-doubles | | |
| Led UA in scoring | 1 | 1 |
| Led UA in rebounding | 1 | 1 |
| Led UA in three-pointers | 1 | 1 |
| Led UA in assists | | |
| Led UA in steals | | |
| Led UA in blocks | | |
| 5+ assist games | | |
| 3+ three-pointer | 1 | 1 |
| 3+ steal games | | |
| 3+ block games | | |

2020-21 SEASON HIGHLIGHTS

- Averaging 7.6 points and 3.8 rebounds while shooting 54.5 percent (12-of-22) from the field and beyond the arc (6-of-11) over his last five contests
- Scored a career-best 16 points on 5-of-6 shooting from the field and a perfect 3-of-3 from beyond the arc in the win over Florida (1/5)
- Had scored 23 total points in the 10 previous games combined leading into the contest with the Gators
- Rated as a four-star prospect by Rivals and a three-star signee according to 247Sports
- Named a Second Team NJCAA All-American
- Rated by 247Sports as the No. 1 combo guard and the No. 4 JUCO player in the nation
- Averaged 18.7 ppg for the Buccaneers, who finished the 2019-20 season with a 29-2 overall record and were ranked No. 1 in the NJCAA
- Connected on 54 percent shooting from the field, 40 percent from beyond the arc and 81 percent from the charity stripe for the year
- Made his presence felt on the defensive end as he averaged 2.1 steals and 1.2 blocks per game as a sophomore, making him just one of four players nationally to average 2.0 or more steals and 1.0 or more blocks per game
- His 562 points and 64 steals during his sophomore season are the most in a single season in school history
- Finished his career ranked among the program's top-10 in career points, field goal percentage, field goals made, three-pointers made, three-point percentage, free throws made, free throws attempted, blocked shots and ranks as FSW's all-time leader with 114 steals



ELLIS' 2020-21 GAME-BY-GAME STATS

| Opponent | Date | Min | FG-FGA | 3FG-FGA | FT-FTA | Off-Def-Tot | PF | A | Stl | Blk | Pts |
|--------------------|-------|-----|--------|---------|--------|-------------|----|---|-----|-----|-----|
| Jacksonville State | 11/25 | 17 | 0-0 | 0-0 | 0-0 | 0-2-2 | 2 | 2 | 0 | 1 | 0 |
| vs. Stanford | 11/30 | 18 | 1-3 | 0-2 | 1-2 | 0-1-1 | 1 | 0 | 2 | 1 | 0 |
| vs. UNLV | 12/1 | | | | | DNP | | | | | |
| vs. Providence | 12/2 | 9 | 1-2 | 0-1 | 0-0 | 0-1-1 | 0 | 0 | 0 | 0 | 2 |
| vs. Clemson | 12/12 | 5 | 0-1 | 0-0 | 0-0 | 0-1-1 | 0 | 0 | 1 | 1 | 0 |
| Furman | 12/15 | 8 | 1-3 | 0-2 | 0-0 | 0-0-0 | 0 | 1 | 0 | 0 | 2 |
| Western Kentucky | 12/19 | 2 | 0-1 | 0-0 | 1-2 | 1-0-1 | 0 | 0 | 0 | 0 | 1 |
| ETSU | 12/22 | 20 | 3-4 | 1-2 | 0-0 | 1-2-3 | 3 | 1 | 1 | 1 | 7 |
| Ole Miss* | 12/29 | 17 | 2-5 | 1-4 | 0-0 | 2-2-4 | 3 | 3 | 2 | 0 | 5 |
| at Tennessee* | 1/2 | 11 | 1-3 | 1-1 | 0-0 | 1-2-3 | 1 | 0 | 0 | 0 | 3 |
| Florida* | 1/5 | 24 | 5-6 | 3-3 | 3-3 | 0-8-8 | 1 | 2 | 1 | 2 | 16 |
| at Auburn* | 1/9 | 19 | 1-4 | 0-1 | 5-5 | 0-1-1 | 5 | 1 | 2 | 2 | 7 |

* indicates Southeastern Conference opponent

| SEASON | TEAM | GP-GS | MIN/AVG | Field Goals | | 3-Point | | F-Throws | | Rebounds | | | | Scoring | | | | | | |
|--------------|------|-------------|-----------------|--------------|-------------|-------------|-------------|--------------|-------------|----------|-----------|-----------|------------|-------------|-----------|----------|----------|----------|-----------|------------|
| | | | | FG-FGA | FG% | 3FG-FGA | 3FG% | FT-FTA | FT% | OFF | DEF | TOT | AVG | PF-FO | AST | TO | BLK | STL | PTS | AVG |
| 2020-21 | Bama | 11-1 | 149/13.5 | 15-32 | .469 | 6-16 | .375 | 10-12 | .833 | 5 | 20 | 25 | 2.3 | 16-1 | 10 | 9 | 2 | 8 | 46 | 4.2 |
| TOTAL | | 11-1 | 149/13.5 | 15-32 | .469 | 6-16 | .375 | 10-12 | .833 | 5 | 20 | 25 | 2.3 | 16-1 | 10 | 9 | 2 | 8 | 46 | 4.2 |



22 Keon Ambrose-Hylton

FRESHMAN

Forward • 6-8 • 210 • Toronto, Ontario
Andrews Osborne Academy

CAREER HIGHS

| | | |
|--------------|---|-----------------------------------|
| Points | 3 | vs. Providence (12/2/20) |
| Rebounds | 1 | 3x, last vs. Providence (12/2/20) |
| Assists | | |
| Steals | | |
| Blocks | | |
| Minutes | 7 | vs. Jacksonville State (11/25/20) |
| Field Goals | 1 | vs. Providence (12/2/20) |
| FG Att. | 1 | 2x, last vs. Providence (12/2/20) |
| 3-Point FG | | |
| 3-Point Att. | | |
| Free Throws | | |
| FT Att. | 2 | vs. Jacksonville State (11/25/20) |

2020-21 SEASON HIGHS

| | | |
|--------------|---|-----------------------------------|
| Points | 4 | ETSU (12/22/20) |
| Rebounds | 1 | 3x, last vs. Providence (12/2/20) |
| Assists | | |
| Steals | | |
| Blocks | | |
| Minutes | 7 | vs. Jacksonville State (11/25/20) |
| Field Goals | 2 | ETSU (12/22/20) |
| FG Att. | 2 | ETSU (12/22/20) |
| 3-Point FG | | |
| 3-Point Att. | | |
| Free Throws | | |
| FT Att. | 2 | vs. Jacksonville State (11/25/20) |

MISCELLANEOUS STATS

| CATEGORY | 2020-21 | CAREER |
|--------------------------|---------|--------|
| Double-digit scoring | | |
| 20+ point games | | |
| Double-digit rebounding | | |
| Double-doubles | | |
| Led UA in scoring | | |
| Led UA in rebounding | | |
| Led UA in three-pointers | | |
| Led UA in assists | | |
| Led UA in steals | | |
| Led UA in blocks | | |
| 5+ assist games | | |
| 3+ three-pointers | | |
| 3+ steal games | | |
| 3+ block games | | |

2020-21 SEASON HIGHLIGHTS

- A four-star prospect by ESPN, Rivals and 247Sports
- Ranked by ESPN as the No. 58 overall player in the 2020 class and No. 14 at his position
- Ranked by 247Sports.com as the No. 78 overall player in the nation and the No. 13 power forward
- Rated as the No. 2 overall player by North Pole Hoops in Canada's 2020 class



AMBROSE-HYLTON'S 2020-21 GAME-BY-GAME STATS

| Opponent | Date | Min | FG-FGA | 3FG-FGA | FT-FTA | Off-Def-Tot | PF | A | TO | Stl | Blk | Pts |
|--------------------|-------|-----|--------|---------|--------|-------------|----|---|----|-----|-----|-----|
| Jacksonville State | 11/25 | 7 | 0-1 | 0-0 | 0-2 | 1-0-1 | 2 | 0 | 1 | 0 | 0 | 0 |
| vs. Stanford | 11/30 | 5 | 0-0 | 0-0 | 0-0 | 0-1-1 | 0 | 0 | 0 | 0 | 0 | 0 |
| vs. UNLV | 12/1 | | | | DNP | | | | | | | |
| vs. Providence | 12/2 | 3 | 1-1 | 0-0 | 0-0 | 1-0-1 | 0 | 0 | 0 | 0 | 0 | 2 |
| vs. Clemson | 12/12 | 3 | 0-0 | 0-0 | 0-0 | 0-0-0 | 0 | 0 | 0 | 0 | 0 | 0 |
| Furman | 12/15 | | | | DNP | | | | | | | |
| Western Kentucky | 12/19 | | | | DNP | | | | | | | |
| ETSU | 12/22 | 4 | 2-2 | 0-0 | 0-0 | 0-0-0 | 0 | 0 | 0 | 0 | 0 | 4 |
| Ole Miss* | 12/29 | 3 | 0-0 | 0-0 | 0-0 | 0-0-0 | 0 | 0 | 0 | 0 | 0 | 0 |
| at Tennessee* | 1/2 | | | | DNP | | | | | | | |
| Florida* | 1/5 | 2 | 0-0 | 0-0 | 0-0 | 0-0-0 | 2 | 0 | 0 | 0 | 0 | 0 |
| at Auburn* | 1/9 | | | | DNP | | | | | | | |

* indicates Southeastern Conference opponent

| SEASON | TEAM | GP-GS | MIN/AVG | Field Goals | | 3-Point | | F-Throws | | Rebounds | | | | Scoring | | | | | | |
|--------------|------|------------|---------------|-------------|-------------|------------|-------------|------------|-------------|----------|----------|----------|------------|------------|----------|----------|----------|----------|----------|------------|
| | | | | FG-FGA | FG% | 3FG-FGA | 3FG% | FT-FTA | FT% | OFF | DEF | TOT | AVG | PF | FO | AST | TO | BLK | STL | PTS |
| 2020-21 | Bama | 7-0 | 26/3.7 | 3-4 | .750 | 0-0 | .000 | 0-2 | .000 | 2 | 1 | 3 | 0.4 | 4-0 | 0 | 1 | 0 | 0 | 6 | 0.9 |
| TOTAL | | 7-0 | 26/3.7 | 3-4 | .750 | 0-0 | .000 | 0-2 | .000 | 2 | 1 | 3 | 0.4 | 4-0 | 0 | 1 | 0 | 0 | 6 | 0.9 |



23 John Petty Jr.

SENIOR

Guard • 6-5 • 184 • Huntsville, Ala.
Mae Jemison HS

CAREER HIGHS

| | | |
|--------------|----|----------------------------------|
| Points | 39 | vs. Samford (12/18/19) |
| Rebounds | 12 | vs. Iowa State (11/28/19) |
| Assists | 7 | 2x, last vs. Tennessee (2/4/20) |
| Steals | 4 | vs. Western Kentucky (12/19/20) |
| Blocks | 4 | vs. Kentucky (1/11/20) |
| Minutes | 44 | vs. Florida (1/4/20) |
| Field Goals | 12 | vs. Samford (12/18/19) |
| FG Att. | 22 | vs. Iowa State (11/28/19) |
| 3-Point FG | 10 | 2x, last vs. Samford (12/18/19) |
| 3-Point Att. | 13 | 3x, last vs. Samford (12/18/19) |
| Free Throws | 7 | vs. Appalachian State (11/11/18) |
| FT Att. | 10 | vs. Appalachian State (11/11/18) |

2020-21 SEASON HIGHS

| | | |
|--------------|----|-----------------------------------|
| Points | 22 | vs. UNLV (12/1/20) |
| Rebounds | 8 | at Auburn (1/9/21) |
| Assists | 6 | 2x, last vs. Furman (12/15/20) |
| Steals | 4 | vs. Western Kentucky (12/19/20) |
| Blocks | 1 | 3x, last vs. Ole Miss (12/29/20) |
| Minutes | 35 | vs. Furman (12/15/20) |
| Field Goals | 7 | vs. UNLV (12/1/20) |
| FG Att. | 14 | vs. Jacksonville State (11/25/20) |
| 3-Point FG | 6 | vs. UNLV (12/1/20) |
| 3-Point Att. | 10 | vs. UNLV (12/1/20) |
| Free Throws | 5 | 2x, last vs. Clemson (12/12/20) |
| FT Att. | 6 | vs. UNLV (12/1/20) |

MISCELLANEOUS STATS

| CATEGORY | 2020-21 | CAREER |
|--------------------------|---------|--------|
| Double-digit scoring | 8 | 57 |
| 20+ point games | 1 | 15 |
| Double-digit rebounding | | 6 |
| Double-doubles | | 4 |
| Led UA in scoring | 3 | 23 |
| Led UA in rebounding | 2 | 16 |
| Led UA in three-pointers | 3 | 51 |
| Led UA in assists | 2 | 20 |
| Led UA in steals | 1 | 14 |
| Led UA in blocks | 1 | 10 |
| 5+ assist games | 2 | 5 |
| 3+ three-pointers | 3 | 39 |
| 3+ steal games | 1 | 5 |
| 3+ block games | | 1 |

2020-21 SEASON HIGHLIGHTS

- Tied for second on the team in double-figure scoring games and second in both threes made and attempted while ranking third in rebounding and fourth in scoring
- Needs eight made threes and 67 more three-point attempts to become the school's all-time leader in both categories
- Season-high 22 points on 6-of-10 shooting from deep to go along with six assists and only one turnover vs. UNLV (12/1)
- Had 17 points on a perfect 4-of-4 shooting from deep, to go along with six rebounds and a pair of assists in the win at then-No. 7 Tennessee (1/2)
- Collected 14 points and six boards in season-opening win over Jacksonville State (11/25)
- Named All-SEC Second Team in 2020
- Played in 29 contests last season and made 28 starts while leading the team in rebounding (6.6 rpg) and three-point field goal percentage (44.0 percent) while ranking second in assists (2.5 apg) and minutes (33.5 mpg) and third in scoring (14.5 ppg) – all career-best numbers
- Led the SEC and ranked ninth in the nation in three-point percentage
- Ranked second in the conference and 26th nationally in threes made per game (2.93)
- Also topped UA with four double-doubles on the year
- Became the 51st player in program history to reach 1,000 career points and the 32nd to do so in three years (currently has 1,137 points)
- Became just the fifth player in program history with at least 200 made three-pointers for his career



PETTY'S 2020-21 GAME-BY-GAME STATS

| Opponent | Date | Min | FG-FGA | 3FG-FGA | FT-FTA | Off-Def-Tot | PF | A | TO | Stl | Blk | Pts |
|--------------------|-------|-----|--------|---------|--------|-------------|----|---|----|-----|-----|-----|
| Jacksonville State | 11/25 | 26 | 6-14 | 2-8 | 0-1 | 2-4-6 | 1 | 1 | 1 | 2 | 0 | 14 |
| vs. Stanford | 11/30 | 30 | 3-7 | 1-4 | 0-1 | 3-3-6 | 3 | 0 | 0 | 0 | 1 | 7 |
| vs. UNLV | 12/1 | 33 | 7-12 | 6-10 | 2-3 | 0-4-4 | 0 | 6 | 1 | 0 | 1 | 22 |
| vs. Providence | 12/2 | 28 | 5-11 | 1-6 | 5-6 | 1-4-5 | 4 | 2 | 1 | 0 | 0 | 16 |
| vs. Clemson | 12/12 | 32 | 2-10 | 1-5 | 5-5 | 0-4-4 | 4 | 1 | 1 | 2 | 0 | 10 |
| Furman | 12/15 | 35 | 2-9 | 0-6 | 2-4 | 2-5-7 | 2 | 6 | 2 | 1 | 0 | 6 |
| Western Kentucky | 12/19 | 34 | 3-10 | 2-7 | 1-2 | 2-5-7 | 1 | 3 | 3 | 4 | 0 | 9 |
| ETSU | 12/22 | | | DNP | | | | | | | | |
| Ole Miss* | 12/29 | 27 | 5-11 | 3-7 | 0-0 | 1-5-6 | 4 | 1 | 3 | 0 | 1 | 13 |
| at Tennessee* | 1/2 | 31 | 6-7 | 4-4 | 1-2 | 0-6-6 | 0 | 2 | 0 | 1 | 0 | 17 |
| Florida* | 1/5 | 31 | 5-8 | 1-2 | 1-1 | 0-2-2 | 2 | 2 | 1 | 1 | 0 | 12 |
| at Auburn* | 1/9 | 30 | 4-10 | 1-7 | 1-1 | 1-7-8 | 4 | 2 | 2 | 1 | 0 | 10 |

* indicates Southeastern Conference opponent

| SEASON | TEAM | GP-GS | MIN/AVG | Field Goals | | 3-Point | | F-Throws | | Rebounds | | | | Scoring | | | | | | |
|--------------|------|---------------|------------------|-----------------|-------------|----------------|-------------|----------------|-------------|-----------|------------|------------|------------|--------------|------------|------------|-----------|-----------|-------------|-------------|
| | | | | FG-FGA | FG% | 3FG-FGA | 3FG% | FT-FTA | FT% | OFF | DEF | TOT | AVG | PF-FO | AST | TO | BLK | STL | PTS | AVG |
| 2017-18 | Bama | 36-28 | 1026/28.5 | 123-313 | .393 | 90-242 | .372 | 32-45 | .711 | 14 | 78 | 92 | 2.6 | 36-0 | 65 | 74 | 9 | 17 | 368 | 10.2 |
| 2018-19 | Bama | 34-17 | 981/28.8 | 118-286 | .413 | 59-171 | .345 | 53-75 | .707 | 25 | 119 | 144 | 4.2 | 37-0 | 64 | 68 | 15 | 17 | 348 | 10.2 |
| 2019-20 | Bama | 29-28 | 972/33.5 | 139-301 | .462 | 85-193 | .440 | 58-86 | .674 | 38 | 152 | 190 | 6.6 | 54-2 | 73 | 75 | 19 | 33 | 421 | 14.5 |
| 2020-21 | Bama | 11-10 | 337/30.6 | 48-109 | .440 | 22-66 | .333 | 18-26 | .692 | 11 | 49 | 60 | 5.5 | 25-0 | 26 | 15 | 3 | 12 | 136 | 12.4 |
| TOTAL | | 110-83 | 3316/30.1 | 428-1009 | .424 | 256-672 | .381 | 161-232 | .694 | 88 | 398 | 486 | 4.4 | 152-2 | 228 | 232 | 46 | 79 | 1273 | 11.6 |



33 James Rojas

JUNIOR

Forward • 6-8 • 220 • Jamestown, N.Y.
Hutchinson CC

CAREER HIGHS

| | | |
|--------------|----|-----------------------------------|
| Points | 11 | Furman (12/15/20) |
| Rebounds | 7 | 2x, last vs. Furman (12/15/20) |
| Assists | 1 | 3x, last vs. UNLV (12/1/20) |
| Steals | 2 | Furman (12/15/20) |
| Blocks | 1 | vs. UNLV (12/1/20) |
| Minutes | 20 | 3x, last vs. Furman (12/15/20) |
| Field Goals | 3 | 2x, last vs. Furman (12/15/20) |
| FG Att. | 8 | vs. Jacksonville State (11/25/20) |
| 3-Point FG | 2 | Furman (12/15/20) |
| 3-Point Att. | 3 | 2x, last vs. Furman (12/15/20) |
| Free Throws | 3 | Furman (12/15/20) |
| FT Att. | 4 | Furman (12/15/20) |

2020-21 SEASON HIGHS

| | | |
|--------------|----|-----------------------------------|
| Points | 11 | Furman (12/15/20) |
| Rebounds | 7 | 2x, last vs. Furman (12/15/20) |
| Assists | 1 | 4x, last vs. Ole Miss (12/29/20) |
| Steals | 2 | Furman (12/15/20) |
| Blocks | 1 | 2x, last at Auburn (1/9/21) |
| Minutes | 20 | 3x, last vs. Furman (12/15/20) |
| Field Goals | 3 | 2x, last vs. Furman (12/15/20) |
| FG Att. | 8 | vs. Jacksonville State (11/25/20) |
| 3-Point FG | 2 | Furman (12/15/20) |
| 3-Point Att. | 3 | 2x, last vs. Furman (12/15/20) |
| Free Throws | 3 | Furman (12/15/20) |
| FT Att. | 4 | Furman (12/15/20) |

MISCELLANEOUS STATS

| CATEGORY | 2020-21 | CAREER |
|--------------------------|---------|--------|
| Double-digit scoring | 2 | 2 |
| 20+ point games | | |
| Double-digit rebounding | | |
| Double-doubles | | |
| Led UA in scoring | | |
| Led UA in rebounding | 1 | 1 |
| Led UA in three-pointers | 1 | 1 |
| Led UA in assists | | |
| Led UA in steals | 1 | 1 |
| Led UA in blocks | | |
| 5+ assist games | | |
| 3+ three-pointers | | |
| 3+ steal games | | |
| 3+ block games | | |

2020-21 SEASON HIGHLIGHTS

- Season-high 15 points on 5-of-8 shooting from the floor vs. Florida (1/5) to go along with seven boards while also drawing eight fouls which resulted in nine free throw attempts (5-of-9)
- Had 11 points and seven rebounds while earning the Hard Hat Award in the win over Furman (12/15)
- Finished the game against the Gators with a +30 in +/- points
- Made its UA debut and finished with eight points and a game-high seven rebounds in the win over Jacksonville State (11/25)
- Suffered a season-ending knee injury prior to the start of the 2019-20 campaign and reshirted
- Tabbed a First Team All-American by the National Junior College Athletic Association and the National Association of Basketball Coaches following his sophomore season in 2019
- Named the 2019 Jayhawk West Conference Player of the Year



ROJAS' 2020-21 GAME-BY-GAME STATS

| Opponent | Date | Min | FG-FGA | 3FG-FGA | FT-FTA | Off-Def-Tot | PF | A | TO | Stl | Blk | Pts |
|--------------------|-------|-----|--------|---------|--------|-------------|----|---|----|-----|-----|-----|
| Jacksonville State | 11/25 | 20 | 3-8 | 1-2 | 1-2 | 4-3-7 | 1 | 1 | 1 | 0 | 0 | 8 |
| vs. Stanford | 11/30 | 20 | 1-6 | 0-2 | 1-2 | 0-3-3 | 2 | 1 | 1 | 1 | 0 | 3 |
| vs. UNLV | 12/1 | 16 | 0-3 | 0-3 | 0-0 | 0-3-3 | 1 | 1 | 1 | 0 | 1 | 0 |
| vs. Providence | 12/2 | 10 | 1-1 | 0-0 | 2-2 | 1-2-3 | 3 | 0 | 0 | 0 | 0 | 4 |
| vs. Clemson | 12/12 | 12 | 1-3 | 0-1 | 1-1 | 1-1-2 | 1 | 1 | 2 | 0 | 0 | 3 |
| Furman | 12/15 | 20 | 3-6 | 2-3 | 3-4 | 3-4-7 | 2 | 0 | 2 | 2 | 0 | 11 |
| Western Kentucky | 12/19 | 10 | 0-2 | 0-2 | 0-0 | 1-3-4 | 4 | 0 | 1 | 1 | 0 | 0 |
| ETSU | 12/22 | | | DNP | | | | | | | | |
| Ole Miss* | 12/29 | 9 | 1-2 | 0-0 | 0-1 | 1-2-3 | 4 | 1 | 1 | 1 | 0 | 2 |
| at Tennessee* | 1/2 | 9 | 0-3 | 0-1 | 0-0 | 0-3-3 | 1 | 0 | 2 | 0 | 0 | 0 |
| Florida* | 1/5 | 24 | 5-8 | 0-0 | 5-9 | 2-5-7 | 2 | 1 | 2 | 1 | 0 | 15 |
| at Auburn* | 1/9 | 12 | 1-3 | 0-0 | 0-1 | 0-1-1 | 4 | 0 | 1 | 0 | 1 | 2 |

* indicates Southeastern Conference opponent

| SEASON | TEAM | GP-GS | MIN/AVG | Field Goals | | 3-Point | | F-Throws | | Rebounds | | | | Scoring | | | | | | |
|--------------|------|-------------|-----------------|--------------|-------------|-------------|-------------|--------------|-------------|-----------|-----------|-----------|------------|-------------|----------|-----------|----------|----------|-----------|------------|
| | | | | FG-FGA | FG% | 3FG-FGA | 3FG% | FT-FTA | FT% | OFF | DEF | TOT | AVG | PF-FO | AST | TO | BLK | STL | PTS | AVG |
| 2020-21 | Bama | 11-1 | 162/14.7 | 16-45 | .356 | 3-14 | .214 | 13-22 | .591 | 12 | 28 | 40 | 3.6 | 25-0 | 6 | 14 | 1 | 7 | 48 | 4.4 |
| TOTAL | | 11-1 | 162/14.7 | 16-45 | .356 | 3-14 | .214 | 13-22 | .591 | 12 | 28 | 40 | 3.6 | 25-0 | 6 | 14 | 1 | 7 | 48 | 4.4 |

2020-21 SEC STATS



2020-21 Alabama Men's Basketball
Combined Team Statistics
In Conference games

Game Records

| Record | Overall | Home | Away | Neutral |
|----------------|---------|------|------|---------|
| ALL GAMES | 4-0 | 2-0 | 2-0 | 0-0 |
| CONFERENCE | 4-0 | 2-0 | 2-0 | 0-0 |
| NON-CONFERENCE | 0-0 | 0-0 | 0-0 | 0-0 |

Score by Periods

| Team | 1st | 2nd | OT | TOT |
|-----------|-----|-----|----|-----|
| Alabama | 150 | 183 | 0 | 333 |
| Opponents | 131 | 157 | 0 | 288 |

Team Box Score

| No. | Player | Total | | | | | 3-Point | | F-Throw | | Rebounds | | | | PF DQ A TO BLK STL PTS AVG | | | | | | | |
|------------------|----------------------|----------|------------|------|----------------|-------------|---------------|-------------|---------------|-------------|-----------|------------|------------|-------------|----------------------------|----------|-----------|-----------|-----------|-----------|------------|-------------|
| | | GP-GS | MIN | AVG | FG-FGA | FG% | 3FG-FGA | 3FG% | FT-FTA | FT% | OFF | DEF | TOT | AVG | PF | DQ | A | TO | BLK | STL | PTS | AVG |
| 13 | QUINERLY, Jahvon | 2-0 | 58:52 | 29.4 | 13-28 | .464 | 3-7 | .429 | 7-12 | .583 | 3 | 4 | 7 | 3.5 | 4 | 0 | 5 | 6 | 0 | 1 | 36 | 18.0 |
| 23 | PETTY JR., John | 4-3 | 119:09 | 29.8 | 20-36 | .556 | 9-20 | .450 | 3-4 | .750 | 2 | 20 | 22 | 5.5 | 10 | 0 | 7 | 6 | 1 | 3 | 52 | 13.0 |
| 1 | JONES, Herbert | 4-4 | 98:40 | 24.7 | 18-39 | .462 | 2-3 | .667 | 11-15 | .733 | 9 | 15 | 24 | 6.0 | 15 | 1 | 6 | 12 | 6 | 9 | 49 | 12.3 |
| 5 | SHACKELFORD, Jaden | 4-4 | 116:29 | 29.1 | 15-40 | .375 | 5-21 | .238 | 10-17 | .588 | 3 | 15 | 18 | 4.5 | 7 | 0 | 7 | 2 | 0 | 3 | 45 | 11.3 |
| 11 | PRIMO, Joshua | 4-4 | 106:04 | 26.5 | 11-37 | .297 | 7-18 | .389 | 10-10 | 1.000 | 9 | 9 | 18 | 4.5 | 7 | 0 | 7 | 13 | 1 | 3 | 39 | 9.8 |
| 2 | BRUNER, Jordan | 4-4 | 91:22 | 22.8 | 15-26 | .577 | 4-11 | .364 | 5-10 | .500 | 12 | 13 | 25 | 6.3 | 11 | 0 | 8 | 5 | 7 | 7 | 39 | 9.8 |
| 14 | ELLIS, Keon | 4-1 | 71:36 | 17.9 | 9-18 | .500 | 5-9 | .556 | 8-8 | 1.000 | 3 | 13 | 16 | 4.0 | 10 | 1 | 6 | 5 | 1 | 4 | 31 | 7.8 |
| 33 | ROJAS, James | 4-0 | 53:50 | 13.5 | 7-16 | .438 | 0-1 | .000 | 5-11 | .455 | 3 | 11 | 14 | 3.5 | 11 | 0 | 2 | 6 | 1 | 2 | 19 | 4.8 |
| 3 | REESE, Alex | 4-0 | 58:27 | 14.6 | 6-19 | .316 | 4-15 | .267 | 2-2 | 1.000 | 3 | 9 | 12 | 3.0 | 6 | 0 | 3 | 0 | 4 | 2 | 18 | 4.5 |
| 12 | MILES, Darius | 1-0 | 01:10 | 1.2 | 0-0 | .000 | 0-0 | .000 | 2-2 | 1.000 | 0 | 0 | 0 | 0.0 | 0 | 0 | 0 | 0 | 0 | 0 | 2 | 2.0 |
| 21 | JOHNSON, Britton | 2-0 | 02:44 | 1.4 | 1-2 | .500 | 1-2 | .500 | 0-0 | .000 | 0 | 0 | 0 | 0.0 | 1 | 0 | 0 | 0 | 0 | 0 | 3 | 1.5 |
| 22 | AMBROSE-HYLTON, Keon | 2-0 | 04:41 | 2.3 | 0-0 | .000 | 0-0 | .000 | 0-0 | .000 | 0 | 0 | 0 | 0.0 | 2 | 0 | 0 | 0 | 0 | 0 | 0 | 0.0 |
| 30 | WALL, Kendall | 3-0 | 03:08 | 1.0 | 0-1 | .000 | 0-0 | .000 | 0-0 | .000 | 0 | 1 | 1 | 0.3 | 0 | 0 | 0 | 0 | 0 | 0 | 0 | 0.0 |
| 10 | HEARD, Delaney | 1-0 | 01:34 | 1.6 | 0-1 | .000 | 0-0 | .000 | 0-0 | .000 | 0 | 1 | 1 | 1.0 | 1 | 0 | 0 | 0 | 0 | 0 | 0 | 0.0 |
| 4 | GARY, Juwan | 4-0 | 09:30 | 2.4 | 0-4 | .000 | 0-2 | .000 | 0-0 | .000 | 1 | 1 | 2 | 0.5 | 3 | 0 | 0 | 1 | 0 | 1 | 0 | 0.0 |
| 15 | BARNES, Tyler | 2-0 | 02:44 | 1.4 | 0-0 | .000 | 0-0 | .000 | 0-0 | .000 | 0 | 1 | 1 | 0.5 | 0 | 0 | 1 | 0 | 0 | 0 | 0 | 0.0 |
| Team | | | | | | | | | | | 9 | 5 | 14 | | | | | 1 | | | | |
| Total | | 4 | 800 | | 115-267 | .431 | 40-109 | .367 | 63-91 | .692 | 57 | 118 | 175 | 43.8 | 88 | 2 | 52 | 57 | 21 | 35 | 333 | 83.3 |
| Opponents | | 4 | 800 | | 99-261 | .379 | 22-81 | .272 | 68-103 | .660 | 60 | 111 | 171 | 42.8 | 80 | 1 | 41 | 60 | 24 | 28 | 288 | 72.0 |

Team Statistics

| | BAMA | OPP |
|------------------------|----------------|---------------|
| Scoring | 333 | 288 |
| Points per game | 83.3 | 72.0 |
| Scoring margin | +11.3 | - |
| Field goals-att | 115-267 | 99-261 |
| Field goal pct | .431 | .379 |
| 3 point fg-att | 40-109 | 22-81 |
| 3-point FG pct | .367 | .272 |
| 3-pt FG made per game | 10.0 | 5.5 |
| Free throws-att | 63-91 | 68-103 |
| Free throw pct | .692 | .660 |
| F-Throws made per game | 15.8 | 17.0 |
| Rebounds | 175 | 171 |
| Rebounds per game | 43.8 | 42.8 |
| Rebounding margin | +1.0 | - |
| Assists | 52 | 41 |
| Assists per game | 13.0 | 10.3 |
| Turnovers | 57 | 60 |
| Turnovers per game | 14.3 | 15.0 |
| Turnover margin | +0.8 | - |
| Assist/turnover ratio | 0.9 | 0.7 |
| Steals | 35 | 28 |
| Steals per game | 8.8 | 7.0 |
| Blocks | 21 | 24 |
| Blocks per game | 5.3 | 6.0 |
| Winning streak | 4 | - |
| Home win streak | 2 | - |
| Attendance | 4110 | 6015 |
| Home games-Avg/Game | 2-2055 | 2-3008 |
| Neutral site-Avg/Game | - | 0-0 |

Team Results

| Date | Opponent | Score | Att. |
|------------|--------------|---------|------|
| 12/29/2020 | Ole Miss | W 82-64 | 2055 |
| 01/02/2021 | at Tennessee | W 71-63 | 4191 |
| 01/05/2021 | Florida | W 86-71 | 2055 |
| 01/09/2021 | at Auburn | W 94-90 | 1824 |



2020-21 SEASON/CAREER STATS



2020-21 Alabama Men's Basketball
Season/Career Statistics
All games

Summary

| Player | Season Statistics | | | | | | | | | | Career Statistics | | | | | | | | | |
|----------------------|-------------------|-------|-------|------|-------|-----|-----|-----|-----|-------|-------------------|-------|-------|------|-------|-----|-----|-----|-----|-------|
| | GP-GS | MIN/G | FG% | 3FG% | FT% | R/G | A/G | STL | BLK | PTS/G | GP-GS | MIN/G | FG% | 3FG% | FT% | R/G | A/G | STL | BLK | PTS/G |
| AMBROSE-HYLTON, Keon | 7-0 | 3.7 | .750 | .000 | .000 | 0.4 | 0.0 | 0 | 0 | 0.9 | 7-0 | 3.7 | .750 | .000 | .000 | 0.4 | 0.0 | 0 | 0 | 0.9 |
| BARNES, Tyler | 4-0 | 1.1 | .000 | .000 | .000 | 0.5 | 0.3 | 0 | 0 | 0.0 | 19-0 | 1.2 | .000 | .000 | .000 | 0.3 | 0.1 | 1 | 1 | 0.0 |
| BRUNER, Jordan | 12-12 | 22.2 | .516 | .323 | .720 | 5.6 | 1.8 | 20 | 16 | 7.8 | 12-12 | 22.2 | .516 | .323 | .720 | 5.6 | 1.8 | 20 | 16 | 7.8 |
| ELLIS, Keon | 11-1 | 13.5 | .469 | .375 | .833 | 2.3 | 0.9 | 8 | 2 | 4.2 | 11-1 | 13.5 | .469 | .375 | .833 | 2.3 | 0.9 | 8 | 2 | 4.2 |
| GARY, Juwan | 11-0 | 4.6 | .444 | .000 | .375 | 1.0 | 0.0 | 2 | 1 | 1.7 | 11-0 | 4.6 | .444 | .000 | .375 | 1.0 | 0.0 | 2 | 1 | 1.7 |
| HEARD, Delaney | 2-0 | 1.2 | .000 | .000 | .000 | 0.5 | 0.0 | 0 | 0 | 0.0 | 2-0 | 1.2 | .000 | .000 | .000 | 0.5 | 0.0 | 0 | 0 | 0.0 |
| JOHNSON, Britton | 3-0 | 1.2 | .333 | .333 | .000 | 0.0 | 0.0 | 0 | 0 | 1.0 | 14-0 | 0.9 | .333 | .333 | .000 | 0.1 | 0.0 | 0 | 1 | 0.4 |
| JONES, Herbert | 12-12 | 27.7 | .462 | .500 | .765 | 6.5 | 1.9 | 20 | 13 | 12.9 | 108-80 | 23.2 | .442 | .286 | .584 | 4.5 | 1.9 | 130 | 74 | 6.8 |
| MILES, Darius | 5-0 | 2.5 | .333 | .250 | 1.000 | 0.6 | 0.0 | 1 | 1 | 1.4 | 5-0 | 2.5 | .333 | .250 | 1.000 | 0.6 | 0.0 | 1 | 1 | 1.4 |
| PETTY JR. , John | 11-10 | 30.6 | .440 | .333 | .692 | 5.5 | 2.4 | 12 | 3 | 12.4 | 110-83 | 30.1 | .424 | .381 | .694 | 4.4 | 2.1 | 79 | 46 | 11.6 |
| PRIMO, Joshua | 12-5 | 22.9 | .380 | .348 | .696 | 3.3 | 1.1 | 9 | 2 | 7.7 | 12-5 | 22.9 | .380 | .348 | .696 | 3.3 | 1.1 | 9 | 2 | 7.7 |
| QUINERLY, Jaden | 1-0 | 0.8 | 1.000 | .000 | .000 | 0.0 | 0.0 | 0 | 0 | 2.0 | 1-0 | 0.8 | 1.000 | .000 | .000 | 0.0 | 0.0 | 0 | 0 | 2.0 |
| QUINERLY, Jahvon | 10-7 | 26.2 | .480 | .324 | .694 | 1.9 | 3.4 | 8 | 1 | 13.0 | 10-7 | 26.2 | .480 | .324 | .694 | 1.9 | 3.4 | 8 | 1 | 13.0 |
| REESE, Alex | 12-0 | 13.7 | .286 | .229 | .750 | 2.7 | 0.6 | 4 | 6 | 4.2 | 103-27 | 15.6 | .382 | .310 | .722 | 3.3 | 0.6 | 42 | 55 | 6.1 |
| ROJAS, James | 11-1 | 14.7 | .356 | .214 | .591 | 3.6 | 0.5 | 7 | 1 | 4.4 | 11-1 | 14.7 | .356 | .214 | .591 | 3.6 | 0.5 | 7 | 1 | 4.4 |
| SHACKELFORD, Jaden | 12-12 | 28.9 | .375 | .348 | .661 | 4.8 | 1.6 | 10 | 1 | 13.1 | 43-31 | 29.3 | .403 | .355 | .732 | 4.6 | 1.5 | 27 | 7 | 14.5 |
| WALL, Kendall | 6-0 | 1.1 | .250 | .000 | .000 | 0.7 | 0.0 | 0 | 0 | 0.3 | 6-0 | 1.1 | .250 | .000 | .000 | 0.7 | 0.0 | 0 | 0 | 0.3 |

Scoring

| Player | Season Statistics | | | | | | | | Career Statistics | | | | | | | |
|----------------------|-------------------|-------|----------|------|--------|-------|-----|-------|-------------------|-------|----------|------|---------|-------|------|-------|
| | FG-FGA | FG% | 3FG-3FGA | 3FG% | FT-FTA | FT% | PTS | PTS/G | FG-FGA | FG% | 3FG-3FGA | 3FG% | FT-FTA | FT% | PTS | PTS/G |
| AMBROSE-HYLTON, Keon | 3-4 | .750 | 0-0 | .000 | 0-2 | .000 | 6 | 0.9 | 3-4 | .750 | 0-0 | .000 | 0-2 | .000 | 6 | 0.9 |
| BARNES, Tyler | 0-0 | .000 | 0-0 | .000 | 0-0 | .000 | 0 | 0.0 | 0-3 | .000 | 0-1 | .000 | 0-2 | .000 | 0 | 0.0 |
| BRUNER, Jordan | 33-64 | .516 | 10-31 | .323 | 18-25 | .720 | 94 | 7.8 | 33-64 | .516 | 10-31 | .323 | 18-25 | .720 | 94 | 7.8 |
| ELLIS, Keon | 15-32 | .469 | 6-16 | .375 | 10-12 | .833 | 46 | 4.2 | 15-32 | .469 | 6-16 | .375 | 10-12 | .833 | 46 | 4.2 |
| GARY, Juwan | 8-18 | .444 | 0-3 | .000 | 3-8 | .375 | 19 | 1.7 | 8-18 | .444 | 0-3 | .000 | 3-8 | .375 | 19 | 1.7 |
| HEARD, Delaney | 0-1 | .000 | 0-0 | .000 | 0-0 | .000 | 0 | 0.0 | 0-1 | .000 | 0-0 | .000 | 0-0 | .000 | 0 | 0.0 |
| JOHNSON, Britton | 1-3 | .333 | 1-3 | .333 | 0-0 | .000 | 3 | 1.0 | 2-6 | .333 | 2-6 | .333 | 0-0 | .000 | 6 | 0.4 |
| JONES, Herbert | 54-117 | .462 | 8-16 | .500 | 39-51 | .765 | 155 | 12.9 | 265-599 | .442 | 22-77 | .286 | 180-308 | .584 | 732 | 6.8 |
| MILES, Darius | 2-6 | .333 | 1-4 | .250 | 2-2 | 1.000 | 7 | 1.4 | 2-6 | .333 | 1-4 | .250 | 2-2 | 1.000 | 7 | 1.4 |
| PETTY JR. , John | 48-109 | .440 | 22-66 | .333 | 18-26 | .692 | 136 | 12.4 | 428-1009 | .424 | 256-672 | .381 | 161-232 | .694 | 1273 | 11.6 |
| PRIMO, Joshua | 30-79 | .380 | 16-46 | .348 | 16-23 | .696 | 92 | 7.7 | 30-79 | .380 | 16-46 | .348 | 16-23 | .696 | 92 | 7.7 |
| QUINERLY, Jaden | 1-1 | 1.000 | 0-0 | .000 | 0-0 | .000 | 2 | 2.0 | 1-1 | 1.000 | 0-0 | .000 | 0-0 | .000 | 2 | 2.0 |
| QUINERLY, Jahvon | 47-98 | .480 | 11-34 | .324 | 25-36 | .694 | 130 | 13.0 | 47-98 | .480 | 11-34 | .324 | 25-36 | .694 | 130 | 13.0 |
| REESE, Alex | 18-63 | .286 | 11-48 | .229 | 3-4 | .750 | 50 | 4.2 | 215-563 | .382 | 113-365 | .310 | 83-115 | .722 | 626 | 6.1 |
| ROJAS, James | 16-45 | .356 | 3-14 | .214 | 13-22 | .591 | 48 | 4.4 | 16-45 | .356 | 3-14 | .214 | 13-22 | .591 | 48 | 4.4 |
| SHACKELFORD, Jaden | 48-128 | .375 | 24-69 | .348 | 37-56 | .661 | 157 | 13.1 | 196-486 | .403 | 108-304 | .355 | 123-168 | .732 | 623 | 14.5 |
| WALL, Kendall | 1-4 | .250 | 0-1 | .000 | 0-0 | .000 | 2 | 0.3 | 1-4 | .250 | 0-1 | .000 | 0-0 | .000 | 2 | 0.3 |

2020-21 TEAM STATS



2020-21 Alabama Men's Basketball
Overall Team Statistics
All games

Page 1/1
as of Jan 09, 2021

Team Statistics

| | BAMA | OPP |
|------------------------|----------------|----------------|
| Scoring | 947 | 858 |
| Points per game | 78.9 | 71.5 |
| Scoring margin | +7.4 | - |
| Field goals-att | 325-772 | 307-740 |
| Field goal pct | .421 | .415 |
| 3 point fg-att | 113-351 | 87-275 |
| 3-point FG pct | .322 | .316 |
| 3-pt FG made per game | 9.4 | 7.3 |
| Free throws-att | 184-267 | 157-234 |
| Free throw pct | .689 | .671 |
| F-Throws made per game | 15.3 | 13.1 |
| Rebounds | 496 | 470 |
| Rebounds per game | 41.3 | 39.2 |
| Rebounding margin | +2.2 | - |
| Assists | 160 | 138 |
| Assists per game | 13.3 | 11.5 |
| Turnovers | 162 | 189 |
| Turnovers per game | 13.5 | 15.8 |
| Turnover margin | +2.3 | - |
| Assist/turnover ratio | 1.0 | 0.7 |
| Steals | 101 | 88 |
| Steals per game | 8.4 | 7.3 |
| Blocks | 47 | 49 |
| Blocks per game | 3.9 | 4.1 |
| Winning streak | 5 | - |
| Home win streak | 3 | - |
| Attendance | 12300 | 6015 |
| Home games-Avg/Game | 6-2050 | 2-3008 |
| Neutral site-Avg/Game | - | 4-0 |

Score by Periods

| Team | 1st | 2nd | OT | TOT |
|-----------|-----|-----|----|-----|
| Alabama | 429 | 518 | 0 | 947 |
| Opponents | 415 | 443 | 0 | 858 |



2020-21 POINTS-REBOUNDS-ASSISTS



2020-21 Alabama Men's Basketball
Points-rebounds-assists
All games

Page 1/1
as of Jan 09, 2021

| Opponent | Date | Score | 1 | 2 | 3 | 4 | 5 | 10 | 11 | 12 | 13 | 14 | 15 |
|----------|------------|---------|------------|------------|------------|------------|------------|------------|------------|------------|------------|------------|------------|
| JSU | 11/25/2020 | 81-57 W | JONES,HERB | BRUNER,JOR | REESE,ALEX | GARY,JUWAN | SHACKELFOR | HEARD,DELA | PRIMO,JOSH | MILES,DARI | QUINERLY,J | ELLIS,KEON | BARNES,TYL |
| vs Stan | 11/30/2020 | 64-82 L | 8-4-2 | 8-3-1 | 5-5-1 | 1-0-0 | 18-12-2 | DNP | 5-3-1 | 2-2-0 | 18-1-3 | 0-2-2 | DNP |
| vs UNLV | 12/01/2020 | 86-74 W | 16-4-2 | 2-7-4 | 3-5-0 | DNP | 13-5-4 | DNP | 11-3-0 | DNP | 19-4-4 | DNP | DNP |
| vs PROV | 12/02/2020 | 88-71 W | 11-8-5 | 7-7-0 | 6-2-0 | 0-1-0 | 15-6-1 | DNP | 15-3-1 | 0-0-0 | 10-1-3 | 2-1-0 | 0-0-0 |
| vs Clem | 12/12/2020 | 56-64 L | 17-4-2 | 3-2-1 | 5-5-0 | 0-0-0 | 5-1-1 | DNP | 6-2-0 | DNP | 7-3-2 | 0-1-0 | DNP |
| Furman | 12/15/2020 | 83-80 W | 18-12-4 | 9-6-2 | 6-0-1 | 10-3-0 | 13-4-1 | DNP | 5-2-1 | DNP | 3-0-3 | 2-0-1 | DNP |
| WestKy | 12/19/2020 | 71-73 L | 16-4-0 | 14-6-0 | 0-0-0 | 2-1-0 | 12-4-1 | DNP | 8-4-0 | DNP | 9-1-3 | 1-1-0 | DNP |
| ETSU | 12/22/2020 | 85-69 W | 8-6-2 | 8-8-4 | 7-2-2 | 6-4-0 | 26-4-2 | 0-0-0 | 3-3-0 | 0-1-0 | 14-2-9 | 7-3-1 | 0-1-0 |
| OM | 12/29/2020 | 82-64 W | 3-3-2 | 5-5-0 | 10-4-2 | 0-0-0 | 9-7-4 | DNP | 6-6-1 | 2-0-0 | 24-5-0 | 5-4-3 | 0-1-1 |
| at UT | 01/02/2021 | 71-63 W | 11-8-1 | 8-6-0 | 0-4-0 | 0-0-0 | 9-1-2 | DNP | 11-5-1 | DNP | 12-2-5 | 3-3-0 | DNP |
| UF | 01/05/2021 | 86-71 W | 16-5-1 | 6-7-4 | 5-3-0 | 0-2-0 | 16-3-0 | 0-1-0 | 0-2-2 | DNP | DNP | 16-8-2 | 0-0-0 |
| at AUB | 01/09/2021 | 94-90 W | 19-8-2 | 20-7-4 | 3-1-1 | 0-0-0 | 11-7-1 | DNP | 22-5-3 | DNP | DNP | 7-1-1 | DNP |

| Opponent | Date | Score | 21 | 22 | 23 | 24 | 30 | 33 |
|----------|------------|---------|------------|------------|-----------|------------|------------|------------|
| JSU | 11/25/2020 | 81-57 W | JOHNSON,BR | AMBROSE-HY | PETTY JR. | QUINERLY,J | WALL,KENDA | ROJAS,JAME |
| vs Stan | 11/30/2020 | 64-82 L | DNP | 0-1-0 | 14-6-1 | DNP | DNP | 8-7-1 |
| vs UNLV | 12/01/2020 | 86-74 W | DNP | 0-1-0 | 7-6-0 | DNP | 2-2-0 | 3-3-1 |
| vs PROV | 12/02/2020 | 88-71 W | DNP | DNP | 22-4-6 | DNP | DNP | 0-3-1 |
| vs Clem | 12/12/2020 | 56-64 L | DNP | 2-1-0 | 16-5-2 | DNP | 0-0-0 | 4-3-0 |
| vs Clem | 12/12/2020 | 56-64 L | DNP | 0-0-0 | 10-4-1 | DNP | DNP | 3-2-1 |
| Furman | 12/15/2020 | 83-80 W | DNP | DNP | 6-6-6 | DNP | DNP | 11-7-0 |
| WestKy | 12/19/2020 | 71-73 L | DNP | DNP | 9-7-3 | DNP | DNP | 0-1-0 |
| ETSU | 12/22/2020 | 85-69 W | 0-0-0 | 4-0-0 | DNP | 2-0-0 | 0-1-0 | DNP |
| OM | 12/29/2020 | 82-64 W | 3-0-0 | 0-0-0 | 13-6-1 | DNP | 0-0-0 | 2-3-1 |
| at UT | 01/02/2021 | 71-63 W | DNP | DNP | 17-6-2 | DNP | 0-1-0 | 0-3-0 |
| UF | 01/05/2021 | 86-71 W | 0-0-0 | 0-0-0 | 12-2-2 | DNP | 0-0-0 | 15-7-1 |
| at AUB | 01/09/2021 | 94-90 W | DNP | DNP | 10-8-2 | DNP | DNP | 2-1-0 |

2020-21 TEAM GAME-BY-GAME



2020-21 Alabama Men's Basketball
Team Game-by-Game
All games

Page 1/1
as of Jan 09, 2021

| Opponent | Date | Score | W | Total | | 3-Pointers | | Free throws | | Rebounds | | | | PF | A | TO | BLK | STL | PTS | AVG |
|------------------|------------|------------|---|----------------|-------------|----------------|-------------|----------------|-------------|------------|------------|------------|-------------|------------|------------|------------|-----------|------------|------------|-------------|
| | | | | FG-FGA | PCT | 3FG-FGA | PCT | FT-FTA | PCT | OFF | DEF | TOT | AVG | | | | | | | |
| Jacksonville St. | 11/25/2020 | 81-57 | W | 30-77 | .390 | 7-31 | .226 | 14-20 | .700 | 20 | 35 | 55 | 55.0 | 17 | 11 | 10 | 4 | 8 | 81 | 81.0 |
| vs Stanford | 11/30/2020 | 64-82 | L | 24-67 | .358 | 7-29 | .241 | 9-15 | .600 | 7 | 24 | 31 | 43.0 | 20 | 10 | 15 | 5 | 10 | 64 | 72.5 |
| vs UNLV | 12/01/2020 | 86-74 | W | 29-60 | .483 | 15-40 | .375 | 13-19 | .684 | 5 | 31 | 36 | 40.7 | 10 | 21 | 11 | 4 | 4 | 86 | 77.0 |
| vs Providence | 12/02/2020 | 88-71 | W | 29-62 | .468 | 12-29 | .414 | 18-23 | .783 | 18 | 30 | 48 | 42.5 | 23 | 12 | 13 | 0 | 5 | 88 | 79.8 |
| vs Clemson | 12/12/2020 | 56-64 | L | 17-56 | .304 | 3-22 | .136 | 19-22 | .864 | 8 | 20 | 28 | 39.6 | 17 | 8 | 15 | 1 | 17 | 56 | 75.0 |
| Furman | 12/15/2020 | 83-80 | W | 30-67 | .448 | 10-31 | .323 | 13-25 | .520 | 21 | 28 | 49 | 41.2 | 14 | 19 | 10 | 4 | 5 | 83 | 76.3 |
| Western Ky. | 12/19/2020 | 71-73 | L | 22-56 | .393 | 7-26 | .269 | 20-26 | .769 | 13 | 22 | 35 | 40.3 | 16 | 7 | 19 | 3 | 8 | 71 | 75.6 |
| ETSU | 12/22/2020 | 85-69 | W | 29-60 | .483 | 12-34 | .353 | 15-26 | .577 | 13 | 26 | 39 | 40.1 | 20 | 20 | 12 | 5 | 9 | 85 | 76.8 |
| Ole Miss | 12/29/2020 | 82-64 | W | 28-65 | .431 | 12-37 | .324 | 14-24 | .583 | 14 | 32 | 46 | 40.8 | 27 | 15 | 15 | 5 | 6 | 82 | 77.3 |
| at Tennessee | 01/02/2021 | 71-63 | W | 26-62 | .419 | 10-20 | .500 | 9-17 | .529 | 13 | 30 | 43 | 41.0 | 18 | 11 | 12 | 5 | 4 | 71 | 76.7 |
| Florida | 01/05/2021 | 86-71 | W | 31-67 | .463 | 8-20 | .400 | 16-21 | .762 | 15 | 29 | 44 | 41.3 | 18 | 12 | 13 | 6 | 10 | 86 | 77.5 |
| at Auburn | 01/09/2021 | 94-90 | W | 30-73 | .411 | 10-32 | .313 | 24-29 | .828 | 15 | 27 | 42 | 41.3 | 25 | 14 | 17 | 5 | 15 | 94 | 78.9 |
| Total | | 947 | | 325-772 | .421 | 113-351 | .322 | 184-267 | .689 | 162 | 334 | 496 | 41.3 | 225 | 160 | 162 | 47 | 101 | 947 | 78.9 |
| Opponents | | 858 | | 307-740 | .415 | 87-275 | .316 | 157-234 | .671 | 138 | 332 | 470 | 39.2 | 243 | 138 | 189 | 49 | 88 | 858 | 71.5 |

Alabama Averages

| Games Played | Points/game | FG Pct | 3FG Pct | FT Pct | Rebounds/game | Assists/game | Turnovers/game | Assist/Turnover ratio | Steals/game | Blocks/game |
|--------------|-------------|--------|---------|--------|---------------|--------------|----------------|-----------------------|-------------|-------------|
| 12 | 78.9 | 42.1 | 32.2 | 68.9 | 41.3 | 13.3 | 13.5 | 1.0 | 8.4 | 3.9 |

2020-21 OPPONENT GAME-BY-GAME



2020-21 Alabama Men's Basketball
Opponents Game-by-Game
All games

Page 1/1
as of Jan 09, 2021

| Opponent | Date | Score | W | Total | | 3-Pointers | | Free throws | | Rebounds | | | | PF | A | TO | BLK | STL | PTS | AVG |
|------------------|------------|------------|---|----------------|-------------|---------------|-------------|----------------|-------------|------------|------------|------------|-------------|------------|------------|------------|-----------|-----------|------------|-------------|
| | | | | FG-FGA | PCT | 3FG-FGA | PCT | FT-FTA | PCT | OFF | DEF | TOT | AVG | | | | | | | |
| Jacksonville St. | 11/25/2020 | 81-57 | W | 19-69 | .275 | 9-32 | .281 | 10-17 | .588 | 20 | 29 | 49 | 49.0 | 20 | 10 | 20 | 2 | 5 | 57 | 57.0 |
| vs Stanford | 11/30/2020 | 64-82 | L | 31-60 | .517 | 8-15 | .533 | 12-19 | .632 | 8 | 39 | 47 | 48.0 | 18 | 15 | 22 | 5 | 8 | 82 | 69.5 |
| vs UNLV | 12/01/2020 | 86-74 | W | 29-69 | .420 | 13-33 | .394 | 3-4 | .750 | 7 | 30 | 37 | 44.3 | 19 | 13 | 10 | 2 | 6 | 74 | 71.0 |
| vs Providence | 12/02/2020 | 88-71 | W | 23-55 | .418 | 5-23 | .217 | 20-27 | .741 | 8 | 20 | 28 | 40.3 | 20 | 11 | 9 | 3 | 9 | 71 | 71.0 |
| vs Clemson | 12/12/2020 | 56-64 | L | 27-57 | .474 | 5-19 | .263 | 5-11 | .455 | 12 | 31 | 43 | 40.8 | 17 | 13 | 21 | 7 | 8 | 64 | 69.6 |
| Furman | 12/15/2020 | 83-80 | W | 28-59 | .475 | 13-36 | .361 | 11-13 | .846 | 5 | 23 | 28 | 38.7 | 21 | 16 | 10 | 1 | 8 | 80 | 71.3 |
| Western Ky. | 12/19/2020 | 71-73 | L | 27-60 | .450 | 3-11 | .273 | 16-21 | .762 | 13 | 25 | 38 | 38.6 | 23 | 10 | 17 | 3 | 11 | 73 | 71.6 |
| ETSU | 12/22/2020 | 85-69 | W | 24-50 | .480 | 9-25 | .360 | 12-19 | .632 | 5 | 24 | 29 | 37.4 | 25 | 9 | 20 | 2 | 5 | 69 | 71.3 |
| Ole Miss | 12/29/2020 | 82-64 | W | 22-65 | .338 | 1-13 | .077 | 19-35 | .543 | 19 | 28 | 47 | 38.4 | 23 | 3 | 17 | 3 | 7 | 64 | 70.4 |
| at Tennessee | 01/02/2021 | 71-63 | W | 21-66 | .318 | 4-21 | .190 | 17-26 | .654 | 18 | 28 | 46 | 39.2 | 16 | 7 | 9 | 7 | 3 | 63 | 69.7 |
| Florida | 01/05/2021 | 86-71 | W | 27-68 | .397 | 9-20 | .450 | 8-14 | .571 | 15 | 24 | 39 | 39.2 | 19 | 14 | 14 | 4 | 9 | 71 | 69.8 |
| at Auburn | 01/09/2021 | 94-90 | W | 29-62 | .468 | 8-27 | .296 | 24-28 | .857 | 8 | 31 | 39 | 39.2 | 22 | 17 | 20 | 10 | 9 | 90 | 71.5 |
| Total | | 858 | | 307-740 | .415 | 87-275 | .316 | 157-234 | .671 | 138 | 332 | 470 | 39.2 | 243 | 138 | 189 | 49 | 88 | 858 | 71.5 |
| Alabama | | 947 | | 325-772 | .421 | 113-351 | .322 | 184-267 | .689 | 162 | 334 | 496 | 41.3 | 225 | 160 | 162 | 47 | 101 | 947 | 78.9 |

Opponents Averages

| Games Played | Points/game | FG Pct | 3FG Pct | FT Pct | Rebounds/game | Assists/game | Turnovers/game | Assist/Turnover ratio | Steals/game | Blocks/game |
|--------------|-------------|--------|---------|--------|---------------|--------------|----------------|-----------------------|-------------|-------------|
| 12 | 71.5 | 41.5 | 31.6 | 67.1 | 39.2 | 11.5 | 15.8 | 0.7 | 7.3 | 4.1 |

2020-21 TEAM HIGHS/LOWS



2020-21 Alabama Men's Basketball
Team High/Low Analysis
All games

Page 1/4
as of Jan 09, 2021

Alabama - Game Highs

| | | | |
|------------------------------|------|---------|--------------------------------|
| POINTS | 94 | | at Auburn (01/09/2021) |
| | 88 | | vs Providence (N) (12/02/2020) |
| | 86 | | Florida (01/05/2021) |
| | 86 | | vs UNLV (N) (12/01/2020) |
| | 85 | | ETSU (12/22/2020) |
| FIELD GOALS MADE | 31 | | Florida (01/05/2021) |
| | 30 | | at Auburn (01/09/2021) |
| | 30 | | Furman (12/15/2020) |
| | 30 | | Jacksonville St. (11/25/2020) |
| FIELD GOAL ATTEMPTS | 77 | | Jacksonville St. (11/25/2020) |
| | 73 | | at Auburn (01/09/2021) |
| FIELD GOAL PERCENTAGE | .483 | (29-60) | ETSU (12/22/2020) |
| | .483 | (29-60) | vs UNLV (N) (12/01/2020) |
| 3 PT FG MADE | 15 | | vs UNLV (N) (12/01/2020) |
| | 12 | | Ole Miss (12/29/2020) |
| | 12 | | ETSU (12/22/2020) |
| | 12 | | vs Providence (N) (12/02/2020) |
| 3 PT FG ATTEMPTS | 40 | | vs UNLV (N) (12/01/2020) |
| | 37 | | Ole Miss (12/29/2020) |
| 3 PT FG PERCENTAGE | .500 | (10-20) | at Tennessee (01/02/2021) |
| | .414 | (12-29) | vs Providence (N) (12/02/2020) |
| FREE THROWS MADE | 24 | | at Auburn (01/09/2021) |
| | 20 | | Western Ky. (12/19/2020) |
| FREE THROW ATTEMPTS | 29 | | at Auburn (01/09/2021) |
| | 26 | | ETSU (12/22/2020) |
| | 26 | | Western Ky. (12/19/2020) |
| FREE THROW PERCENTAGE | .864 | (19-22) | vs Clemson (N) (12/12/2020) |
| | .828 | (24-29) | at Auburn (01/09/2021) |
| REBOUNDS | 55 | | Jacksonville St. (11/25/2020) |
| | 49 | | Furman (12/15/2020) |
| ASSISTS | 21 | | vs UNLV (N) (12/01/2020) |
| | 20 | | ETSU (12/22/2020) |
| STEALS | 17 | | vs Clemson (N) (12/12/2020) |
| | 15 | | at Auburn (01/09/2021) |
| BLOCKED SHOTS | 6 | | Florida (01/05/2021) |
| | 5 | | at Auburn (01/09/2021) |
| | 5 | | at Tennessee (01/02/2021) |
| | 5 | | Ole Miss (12/29/2020) |
| | 5 | | ETSU (12/22/2020) |
| | 5 | | vs Stanford (N) (11/30/2020) |
| TURNOVERS | 19 | | Western Ky. (12/19/2020) |
| | 17 | | at Auburn (01/09/2021) |
| FOULS | 27 | | Ole Miss (12/29/2020) |
| | 25 | | at Auburn (01/09/2021) |

2020-21 TEAM HIGHS/LOWS



2020-21 Alabama Men's Basketball
Team High/Low Analysis
All games

Page 2/4
as of Jan 09, 2021

Opponent - Game Highs

| | | | |
|------------------------------|------|---------|--------------------------------|
| POINTS | 90 | | at Auburn (01/09/2021) |
| | 82 | | vs Stanford (N) (11/30/2020) |
| | 80 | | Furman (12/15/2020) |
| | 74 | | vs UNLV (N) (12/01/2020) |
| | 73 | | Western Ky. (12/19/2020) |
| FIELD GOALS MADE | 31 | | vs Stanford (N) (11/30/2020) |
| | 29 | | at Auburn (01/09/2021) |
| | 29 | | vs UNLV (N) (12/01/2020) |
| FIELD GOAL ATTEMPTS | 69 | | vs UNLV (N) (12/01/2020) |
| | 69 | | Jacksonville St. (11/25/2020) |
| FIELD GOAL PERCENTAGE | .517 | (31-60) | vs Stanford (N) (11/30/2020) |
| | .480 | (24-50) | ETSU (12/22/2020) |
| 3 PT FG MADE | 13 | | Furman (12/15/2020) |
| | 13 | | vs UNLV (N) (12/01/2020) |
| 3 PT FG ATTEMPTS | 36 | | Furman (12/15/2020) |
| | 33 | | vs UNLV (N) (12/01/2020) |
| 3 PT FG PERCENTAGE | .533 | (8-15) | vs Stanford (N) (11/30/2020) |
| | .450 | (9-20) | Florida (01/05/2021) |
| FREE THROWS MADE | 24 | | at Auburn (01/09/2021) |
| | 20 | | vs Providence (N) (12/02/2020) |
| FREE THROW ATTEMPTS | 35 | | Ole Miss (12/29/2020) |
| | 28 | | at Auburn (01/09/2021) |
| FREE THROW PERCENTAGE | .857 | (24-28) | at Auburn (01/09/2021) |
| | .846 | (11-13) | Furman (12/15/2020) |
| REBOUNDS | 49 | | Jacksonville St. (11/25/2020) |
| | 47 | | Ole Miss (12/29/2020) |
| | 47 | | vs Stanford (N) (11/30/2020) |
| ASSISTS | 17 | | at Auburn (01/09/2021) |
| | 16 | | Furman (12/15/2020) |
| STEALS | 11 | | Western Ky. (12/19/2020) |
| | 9 | | at Auburn (01/09/2021) |
| | 9 | | Florida (01/05/2021) |
| | 9 | | vs Providence (N) (12/02/2020) |
| BLOCKED SHOTS | 10 | | at Auburn (01/09/2021) |
| | 7 | | at Tennessee (01/02/2021) |
| | 7 | | vs Clemson (N) (12/12/2020) |
| TURNOVERS | 22 | | vs Stanford (N) (11/30/2020) |
| | 21 | | vs Clemson (N) (12/12/2020) |
| FOULS | 25 | | ETSU (12/22/2020) |
| | 23 | | Ole Miss (12/29/2020) |
| | 23 | | Western Ky. (12/19/2020) |

2020-21 TEAM HIGHS/LOWS



2020-21 Alabama Men's Basketball
Team High/Low Analysis
All games

Alabama - Game Lows

| | | | |
|------------------------------|------|---------|--------------------------------|
| POINTS | 56 | | vs Clemson (N) (12/12/2020) |
| | 64 | | vs Stanford (N) (11/30/2020) |
| | 71 | | at Tennessee (01/02/2021) |
| | 71 | | Western Ky. (12/19/2020) |
| | 81 | | Jacksonville St. (11/25/2020) |
| FIELD GOALS MADE | 17 | | vs Clemson (N) (12/12/2020) |
| | 22 | | Western Ky. (12/19/2020) |
| FIELD GOAL ATTEMPTS | 56 | | Western Ky. (12/19/2020) |
| | 56 | | vs Clemson (N) (12/12/2020) |
| FIELD GOAL PERCENTAGE | .304 | (17-56) | vs Clemson (N) (12/12/2020) |
| | .358 | (24-67) | vs Stanford (N) (11/30/2020) |
| 3 PT FG MADE | 3 | | vs Clemson (N) (12/12/2020) |
| | 7 | | Western Ky. (12/19/2020) |
| | 7 | | vs Stanford (N) (11/30/2020) |
| | 7 | | Jacksonville St. (11/25/2020) |
| 3 PT FG ATTEMPTS | 20 | | Florida (01/05/2021) |
| | 20 | | at Tennessee (01/02/2021) |
| 3 PT FG PERCENTAGE | .136 | (3-22) | vs Clemson (N) (12/12/2020) |
| | .226 | (7-31) | Jacksonville St. (11/25/2020) |
| FREE THROWS MADE | 9 | | at Tennessee (01/02/2021) |
| | 9 | | vs Stanford (N) (11/30/2020) |
| FREE THROW ATTEMPTS | 15 | | vs Stanford (N) (11/30/2020) |
| | 17 | | at Tennessee (01/02/2021) |
| FREE THROW PERCENTAGE | .520 | (13-25) | Furman (12/15/2020) |
| | .529 | (9-17) | at Tennessee (01/02/2021) |
| REBOUNDS | 28 | | vs Clemson (N) (12/12/2020) |
| | 31 | | vs Stanford (N) (11/30/2020) |
| ASSISTS | 7 | | Western Ky. (12/19/2020) |
| | 8 | | vs Clemson (N) (12/12/2020) |
| STEALS | 4 | | at Tennessee (01/02/2021) |
| | 4 | | vs UNLV (N) (12/01/2020) |
| BLOCKED SHOTS | 0 | | vs Providence (N) (12/02/2020) |
| | 1 | | vs Clemson (N) (12/12/2020) |
| TURNOVERS | 10 | | Furman (12/15/2020) |
| | 10 | | Jacksonville St. (11/25/2020) |
| FOULS | 10 | | vs UNLV (N) (12/01/2020) |
| | 14 | | Furman (12/15/2020) |

2020-21 TEAM HIGHS/LOWS



2020-21 Alabama Men's Basketball
Team High/Low Analysis
All games

Page 4/4
as of Jan 09, 2021

Opponent - Game Lows

| | | | |
|------------------------------|------|---------|--------------------------------|
| POINTS | 57 | | Jacksonville St. (11/25/2020) |
| | 63 | | at Tennessee (01/02/2021) |
| | 64 | | Ole Miss (12/29/2020) |
| | 64 | | vs Clemson (N) (12/12/2020) |
| | 69 | | ETSU (12/22/2020) |
| FIELD GOALS MADE | 19 | | Jacksonville St. (11/25/2020) |
| | 21 | | at Tennessee (01/02/2021) |
| FIELD GOAL ATTEMPTS | 50 | | ETSU (12/22/2020) |
| | 55 | | vs Providence (N) (12/02/2020) |
| FIELD GOAL PERCENTAGE | .275 | (19-69) | Jacksonville St. (11/25/2020) |
| | .318 | (21-66) | at Tennessee (01/02/2021) |
| 3 PT FG MADE | 1 | | Ole Miss (12/29/2020) |
| | 3 | | Western Ky. (12/19/2020) |
| 3 PT FG ATTEMPTS | 11 | | Western Ky. (12/19/2020) |
| | 13 | | Ole Miss (12/29/2020) |
| 3 PT FG PERCENTAGE | .077 | (1-13) | Ole Miss (12/29/2020) |
| | .190 | (4-21) | at Tennessee (01/02/2021) |
| FREE THROWS MADE | 3 | | vs UNLV (N) (12/01/2020) |
| | 5 | | vs Clemson (N) (12/12/2020) |
| FREE THROW ATTEMPTS | 4 | | vs UNLV (N) (12/01/2020) |
| | 11 | | vs Clemson (N) (12/12/2020) |
| FREE THROW PERCENTAGE | .455 | (5-11) | vs Clemson (N) (12/12/2020) |
| | .543 | (19-35) | Ole Miss (12/29/2020) |
| REBOUNDS | 28 | | Furman (12/15/2020) |
| | 28 | | vs Providence (N) (12/02/2020) |
| ASSISTS | 3 | | Ole Miss (12/29/2020) |
| | 7 | | at Tennessee (01/02/2021) |
| STEALS | 3 | | at Tennessee (01/02/2021) |
| | 5 | | ETSU (12/22/2020) |
| | 5 | | Jacksonville St. (11/25/2020) |
| BLOCKED SHOTS | 1 | | Furman (12/15/2020) |
| | 2 | | ETSU (12/22/2020) |
| | 2 | | vs UNLV (N) (12/01/2020) |
| | 2 | | Jacksonville St. (11/25/2020) |
| TURNOVERS | 9 | | at Tennessee (01/02/2021) |
| | 9 | | vs Providence (N) (12/02/2020) |
| FOULS | 16 | | at Tennessee (01/02/2021) |
| | 17 | | vs Clemson (N) (12/12/2020) |

2020-21 PLAYER HIGHS/LOWS



2020-21 Alabama Men's Basketball
Player Highs Analysis
All games

Alabama - Individual Game Highs

| | | | |
|---|-------|--|--|
| POINTS | 26 | | Jaden Shackelford vs ETSU (12/22/2020) |
| | 24 | | Jahvon Quinerly vs Ole Miss (12/29/2020) |
| | 22 | | Joshua Primo at Auburn (01/09/2021) |
| | 22 | | John Petty Jr. vs UNLV (N) (12/01/2020) |
| | 20 | | Jordan Bruner at Auburn (01/09/2021) |
| FIELD GOALS MADE | 8 | | Jahvon Quinerly vs Ole Miss (12/29/2020) |
| | 8 | | Jaden Shackelford vs ETSU (12/22/2020) |
| FIELD GOAL ATTEMPTS | 17 | | Joshua Primo at Auburn (01/09/2021) |
| | 16 | | Herbert Jones vs Florida (01/05/2021) |
| | 16 | | Herbert Jones vs Furman (12/15/2020) |
| FIELD GOAL PERCENTAGE (min 5 made) | .857 | (6-7) | John Petty Jr. at Tennessee (01/02/2021) |
| | .833 | (5-6) | Keon Ellis vs Florida (01/05/2021) |
| 3 PT FG MADE | 8 | | Jaden Shackelford vs ETSU (12/22/2020) |
| | 6 | | John Petty Jr. vs UNLV (N) (12/01/2020) |
| 3 PT FG ATTEMPTS | 13 | | Jaden Shackelford vs ETSU (12/22/2020) |
| | 10 | | John Petty Jr. vs UNLV (N) (12/01/2020) |
| 3 PT FG PERCENTAGE (min 2 made) | 1.000 | (4-4) | John Petty Jr. at Tennessee (01/02/2021) |
| | 1.000 | (3-3) | Keon Ellis vs Florida (01/05/2021) |
| | 1.000 | (2-2) | Herbert Jones vs Furman (12/15/2020) |
| FREE THROWS MADE | 11 | | Herbert Jones vs Clemson (N) (12/12/2020) |
| | 8 | | Joshua Primo at Auburn (01/09/2021) |
| FREE THROW ATTEMPTS | 12 | | Herbert Jones vs Clemson (N) (12/12/2020) |
| | 10 | | Jahvon Quinerly vs Ole Miss (12/29/2020) |
| FREE THROW PERCENTAGE (min 3 made) | 1.000 | (8-8) | Joshua Primo at Auburn (01/09/2021) |
| | 1.000 | (6-6) | Jahvon Quinerly vs UNLV (N) (12/01/2020) |
| | 1.000 | (5-5) | Herbert Jones at Auburn (01/09/2021) |
| | 1.000 | (5-5) | Keon Ellis at Auburn (01/09/2021) |
| | 1.000 | (5-5) | John Petty Jr. vs Clemson (N) (12/12/2020) |
| | 1.000 | (5-5) | Jaden Shackelford vs Jacksonville St. (11/25/2020) |
| | 1.000 | (4-4) | Jaden Shackelford vs Florida (01/05/2021) |
| | 1.000 | (4-4) | Jaden Shackelford vs Providence (N) (12/02/2020) |
| | 1.000 | (3-3) | Keon Ellis vs Florida (01/05/2021) |
| 1.000 | (3-3) | Jordan Bruner vs Stanford (N) (11/30/2020) | |
| REBOUNDS | 12 | | Herbert Jones vs Furman (12/15/2020) |
| | 12 | | Jaden Shackelford vs Jacksonville St. (11/25/2020) |
| | 12 | | Herbert Jones vs Jacksonville St. (11/25/2020) |
| ASSISTS | 9 | | Jahvon Quinerly vs ETSU (12/22/2020) |
| | 6 | | John Petty Jr. vs Furman (12/15/2020) |
| | 6 | | John Petty Jr. vs UNLV (N) (12/01/2020) |
| STEALS | 5 | | Herbert Jones at Auburn (01/09/2021) |
| | 5 | | Jordan Bruner vs Clemson (N) (12/12/2020) |
| BLOCKED SHOTS | 3 | | Alex Reese vs Florida (01/05/2021) |
| | 3 | | Jordan Bruner at Tennessee (01/02/2021) |
| TURNOVERS | 6 | | Jahvon Quinerly vs Western Ky. (12/19/2020) |
| | 5 | | Joshua Primo at Auburn (01/09/2021) |
| | 5 | | Herbert Jones vs Providence (N) (12/02/2020) |
| | 5 | | Herbert Jones vs Stanford (N) (11/30/2020) |
| FOULS | 5 | | Keon Ellis at Auburn (01/09/2021) |
| | 5 | | Herbert Jones vs Ole Miss (12/29/2020) |
| | 5 | | Jahvon Quinerly vs ETSU (12/22/2020) |



2020-21 PLAYER HIGHS/LOWS



2020-21 Alabama Men's Basketball
Player Highs Analysis
All games

Page 2/3
as of Jan 09, 2021

Opponent - Individual Game Highs

| | | | |
|---|-------|---------|---|
| POINTS | 27 | | Charles Bassey vs Western Ky. (12/19/2020) |
| | 27 | | Caleb Grill vs UNLV (N) (12/01/2020) |
| | 26 | | Sharife Cooper at Auburn (01/09/2021) |
| | 23 | | Damari Monsanto vs ETSU (12/22/2020) |
| | 23 | | Mike Bothwell vs Furman (12/15/2020) |
| FIELD GOALS MADE | 11 | | Charles Bassey vs Western Ky. (12/19/2020) |
| | 10 | | Caleb Grill vs UNLV (N) (12/01/2020) |
| FIELD GOAL ATTEMPTS | 21 | | Bryce Hamilton vs UNLV (N) (12/01/2020) |
| | 19 | | Sharife Cooper at Auburn (01/09/2021) |
| | 19 | | Mike Bothwell vs Furman (12/15/2020) |
| FIELD GOAL PERCENTAGE (min 5 made) | .786 | (11-14) | Charles Bassey vs Western Ky. (12/19/2020) |
| | .750 | (6-8) | Nate Watson vs Providence (N) (12/02/2020) |
| 3 PT FG MADE | 7 | | Caleb Grill vs UNLV (N) (12/01/2020) |
| | 6 | | Damari Monsanto vs ETSU (12/22/2020) |
| 3 PT FG ATTEMPTS | 12 | | Caleb Grill vs UNLV (N) (12/01/2020) |
| | 11 | | Mike Bothwell vs Furman (12/15/2020) |
| 3 PT FG PERCENTAGE (min 2 made) | .600 | (6-10) | Damari Monsanto vs ETSU (12/22/2020) |
| | .600 | (3-5) | Ziaire Williams vs Stanford (N) (11/30/2020) |
| FREE THROWS MADE | 9 | | Sharife Cooper at Auburn (01/09/2021) |
| | 8 | | Victor Bailey Jr. at Tennessee (01/02/2021) |
| | 8 | | Romello White vs Ole Miss (12/29/2020) |
| FREE THROW ATTEMPTS | 13 | | Romello White vs Ole Miss (12/29/2020) |
| | 10 | | Sharife Cooper at Auburn (01/09/2021) |
| FREE THROW PERCENTAGE (min 3 made) | 1.000 | (7-7) | David Duke vs Providence (N) (12/02/2020) |
| | 1.000 | (6-6) | Jordan Rawls vs Western Ky. (12/19/2020) |
| | 1.000 | (4-4) | Tyree Appleby vs Florida (01/05/2021) |
| | 1.000 | (4-4) | Jimmy Nichols, Jr. vs Providence (N) (12/02/2020) |
| | 1.000 | (4-4) | Max Murrell vs Stanford (N) (11/30/2020) |
| | 1.000 | (3-3) | KJ Buffen vs Ole Miss (12/29/2020) |
| | 1.000 | (3-3) | A.J. Reeves vs Providence (N) (12/02/2020) |
| | 1.000 | (3-3) | Kayne Henry vs Jacksonville St. (11/25/2020) |
| REBOUNDS | 12 | | Charles Bassey vs Western Ky. (12/19/2020) |
| | 11 | | Romello White vs Ole Miss (12/29/2020) |
| ASSISTS | 9 | | Sharife Cooper at Auburn (01/09/2021) |
| | 6 | | Tre Mann vs Florida (01/05/2021) |
| | 6 | | Dayvion McKnight vs Western Ky. (12/19/2020) |
| | 6 | | David Duke vs Providence (N) (12/02/2020) |
| STEALS | 3 | | Sharife Cooper at Auburn (01/09/2021) |
| | 3 | | JT Thor at Auburn (01/09/2021) |
| | 3 | | Tre Mann vs Florida (01/05/2021) |
| | 3 | | Josh Anderson vs Western Ky. (12/19/2020) |
| | 3 | | Jordan Rawls vs Western Ky. (12/19/2020) |
| | 3 | | Alex Hunter vs Furman (12/15/2020) |
| | 3 | | Ed Crosswell vs Providence (N) (12/02/2020) |
| | 3 | | Caleb Grill vs UNLV (N) (12/01/2020) |
| | 3 | | Spencer Jones vs Stanford (N) (11/30/2020) |
| BLOCKED SHOTS | 5 | | Yves Pons at Tennessee (01/02/2021) |
| | 4 | | JT Thor at Auburn (01/09/2021) |
| TURNOVERS | 8 | | David Sloan vs ETSU (12/22/2020) |
| | 6 | | Aamir Simms vs Clemson (N) (12/12/2020) |
| | 6 | | Ziaire Williams vs Stanford (N) (11/30/2020) |






1
6-8 • 210 • Sr. Guard/
Forward
HERBERT JONES
Greensboro, Ala.
(Hale County HS)



2
6-10 • 225 • Gr. Forward
JORDAN BRUNER
Columbia, S.C.
(Yale/Spring Valley HS)




3
6-9 • 230 • Sr. Forward
ALEX REESE
Pelham, Ala.
(Pelham HS)




4
6-6 • 218 • R-Fr. Forward
JUWAN GARY
Columbia, S.C.
(West Charlotte HS)



5
6-3 • 200 • So. Guard
JADEN SHACKELFORD
Hesperia, Calif.
(Hesperia HS)



10
6-3 • 198 • Fr. Guard
DELANEY HEARD
Canton, Ga.
(Oak Hill Academy)




11
6-6 • 190 • Fr. Guard
JOSHUA PRIMO
Toronto, Ontario
(Royal Crown Academic School)



12
6-6 • 185 • Fr. Forward
DARIUS MILES
Washington, D.C.
(Theodore Roosevelt HS)



13
6-1 • 175 • So. Guard
JAHVON QUINERLY
Hackensack, N.J.
(Villanova/Hudson Catholic HS)



14
6-6 • 170 • Jr. Guard
KEON ELLIS
Fort Myers, Fla.
(Florida SW State/Leesburg HS)



15
6-8 • 201 • Sr. Forward
TYLER BARNES
Louisville, Ky.
(St. Xavier HS)



21
6-4 • 183 • Jr. Guard
BRITTON JOHNSON
Mountain Brook, Ala.
(Mountain Brook HS)



22
6-8 • 210 • Fr. Forward
KEON AMBROSE-HYLTON
Toronto, Ontario
(Andrews Osborne Academy)



23
6-5 • 184 • Sr. Guard
JOHN PETTY JR.
Huntsville, Ala.
(Mae Jemison HS)



24
6-0 • 155 • Fr. Guard
JADEN QUINERLY
Hackensack, N.J.
(Ramsey HS)




25
6-3 • 200 • So. Guard
ADAM COTTRELL
Flowery Branch, Ga.
(Lakeview Academy)



30
6-5 • 192 • Gr. Forward
KENDALL WALL
Columbia, S.C.
(Francis Marion/Spring Valley HS)



33
6-8 • 220 • Jr. Forward
JAMES ROJAS
Jamestown, N.Y.
(Hutchinson CC/Jamestown HS)



34
6-0 • 180 • Fr. Guard
PAUL STRAMGALIA
Birmingham, Ala.
(Mountain Brook HS)



35
6-11 • 225 • Fr. Forward/
Center
ALEX TCHIKOU
Paris, France
(Dream City Christian)