



# 2021 KENTUCKY SOFTBALL | WEEK 2 | UNCG/CAMPBELL

UK Communications & PR | 338 Lexington Ave, Lexington, KY, 40506 | www.UKathletics.com  
Softball Contact: Chris Shoals | Office: (859) 257-8437 | Cell: (513) 312-2489 | cmsh223@uky.edu  
Twitter: @UKSoftball, @UKCoachLawson, @UKAthletics

## 2021 SCHEDULE/RESULTS

Date	Opponent	Time/Result
Feb. 12	at Samford	W, 4-0
Feb. 13	at Samford	W, 15-3
Feb. 13	at Samford	W, 12-9
Feb. 19	at UNC-Greensboro (DH)	2 p.m. ET
Feb. 19	at UNC-Greensboro (DH)	4 p.m. ET
Feb. 20	vs. NC Central ^	12:30 p.m. ET
Feb. 20	at Campbell ^	3 p.m. ET
Feb. 21	vs. NC Central ^	10 a.m. ET
Feb. 21	vs. Mount St. Mary's (Md.) ^	12:30 p.m. ET
Feb. 26	vs. New Mexico State %	12:30 p.m. ET
Feb. 26	vs. Florida International %	3 p.m. ET
Feb. 27	vs. Stetson %	11 a.m. ET
Feb. 27	vs. New Mexico State %	1:30 p.m. ET
Feb. 28	vs. Stetson %	12:30 p.m. ET
March 4	vs. Pittsburgh \$	1 p.m. ET
March 4	at Florida Atlantic \$	3:30 p.m. ET
March 5	vs. Illinois State \$	10:30 a.m. ET
March 6	vs. Coastal Carolina \$	5:30 p.m. ET
March 7	vs. Coastal Carolina \$	11:15 a.m. ET
March 7	at Florida Atlantic \$	1:30 p.m. ET
March 12	at Florida*	TBA
March 13	at Florida*	TBA
March 14	at Florida*	TBA
March 16	<b>EASTERN KENTUCKY</b>	<b>TBA</b>
March 17	at Western Kentucky	TBA
March 20	<b>DAYTON (DH)</b>	<b>TBA</b>
March 27	<b>ALABAMA*</b>	<b>TBA</b>
March 28	<b>ALABAMA*</b>	<b>TBA</b>
March 29	<b>ALABAMA*</b>	<b>TBA</b>
March 31	<b>MOREHEAD STATE</b>	<b>TBA</b>
April 2	at Tennessee*	TBA
April 3	at Tennessee*	TBA
April 4	at Tennessee*	TBA
April 7	at Louisville	TBA
April 10	<b>GEORGIA*</b>	<b>TBA</b>
April 11	<b>GEORGIA*</b>	<b>TBA</b>
April 12	<b>GEORGIA*</b>	<b>TBA</b>
April 14	at Eastern Kentucky	TBA
April 16	at Auburn*	TBA
April 17	at Auburn*	TBA
April 18	at Auburn*	TBA
April 21	<b>LOUISVILLE</b>	<b>TBA</b>
April 23	<b>LSU*</b>	<b>TBA</b>
April 24	<b>LSU*</b>	<b>TBA</b>
April 25	<b>LSU*</b>	<b>TBA</b>
April 30	at Texas A&M*	TBA
May 1	at Texas A&M*	TBA
May 2	at Texas A&M*	TBA
May 7	<b>SOUTH CAROLINA*</b>	<b>TBA</b>
May 8	<b>SOUTH CAROLINA*</b>	<b>TBA</b>
May 9	<b>SOUTH CAROLINA*</b>	<b>TBA</b>
May 12-15	2021 SEC Tournament	TBA
May 21-23	NCAA Regionals	TBA
May 27-30	NCAA Super Regionals	TBA
June 3-9	2021 Women's College World Series	TBA

All times Eastern and subject to change; Home games in bold; \* denotes SEC games; ^ denotes NFCA Lead-Off Classic (Clearwater, Fla.); # denotes Littlewood Classic (Tempe, Ariz.); % denotes Samford Tournament 2 (Homewood, Ala.); & denotes Perfect Game Inc. Florida Spring Invitational (North Orlando, Fla.)

## KENTUCKY SETS UP FOR CAROLINAS TRIP

After a perfect 3-0 weekend, the No. 12/12 Kentucky Softball team will be heading to the Carolinas for week two of the 2021 season, facing UNC-Greensboro in a double-header on Friday afternoon before extending the trip to Buies Creek, North Carolina to compete at Campbell University for a weekend tournament.

After one week of action, the Kentucky moved up one spot in both major polls and now sits in the No. 12 position in both national rankings for week two. Kentucky started the season at No. 13 in both the NFCA/USA Today and USA Softball/ESPN.com top-25 rankings. On opening weekend, Kentucky went 3-0 with a three-game series sweep of Samford in Birmingham, Alabama.

Erin Coffel was named the D1Softball National Freshman of the Week, the organization announced on Tuesday morning.

Coffel exploded onto the scene, hitting .667 on the weekend with at least two hits in every game and five runs batted in. Coffel had four hits and went 4-for-5 in game two with a double and three RBI in addition to hitting a home run in her first-ever NCAA softball game just hours prior to the 4-for-5 game.

## (12/12) KENTUCKY WILDCATS



**2021 Record: 3-0, 0-0 SEC**  
**Ranking: 12 (USA Today/NFCA) | 12 (ESPN.com/USA Softball) | Final 2020 Record: 20-4**  
**Coach: Rachel Lawson (UMASS, 1994)**  
**At Kentucky: 455-279, 142-162 SEC (14th year)**  
**Career: 547-364 (16th year)**

## CAT SCRATCHES

\* Rachel Lawson is in her 14th season at the helm of the UK softball program and already ranks as the winningest head coach in school history. 2019 was her 11th-straight 30-win season with UK.

\* UK finished the season with the #1 overall strength of schedule in 2019. The Wildcats also were #1 in national strength of schedule in 2018, as well.

\* Kentucky's 17-3 start in 2020 was its best start to a season since 2014, when UK advanced to the WCWS.

\* Kentucky is one of five schools that are 9-0 in NCAA Tournament regional play over the last three seasons (Alabama, Arizona, Florida State, Washington)

\* UK signed the No. 9 nationally-ranked recruiting class according to Extra Innings Softball in November of 2020, the highest-ranked class in program history.

\* 2021 marks the 11th-straight year that Rachel Lawson, Kristine Himes and Molly Belcher will make up the full-time coaching staff. It is the longest-tenured coaching staff at Kentucky, and the SEC.

\* Autumn Humes was the only senior to use her COVID redshirt year for UK. Bailey Vick (accounting career), Alex Martens (Grad school) and Larissa Spellman (grad school) already had jobs lined up for after the season.



# 2021 KENTUCKY SOFTBALL | WEEK 2 | UNCG/CAMPBELL

## 2021 KENTUCKY ALPHABETICAL ROSTER

No.	Name	Position	Class/EXP	Bats/Throws	Hometown (High School/Last College)
4	Renee Abernathy	Outfield	Jr.	L/L	Springfield, Ill./Sacred Heart Griffin HS
3	Grace Baalman	RHP	Sr.	R/R	Hardin, Ill./Calhoun HS
14	Jaci Babbs	Outfield	Jr.	L/R	Sturgis, Ky./Union Co. HS
25	Emmy Blane	Infield	So.	R/R	Hopkinsville, Ky./Christian Co. HS
24	Emma Boitnott	Outfield	Jr.	R/R	Normal, Ill./Normal West HS
21	Erin Coffel	Infield	Fr.	R/R	Bremen, Ind./Bremen HS
6	Victoria Fragoso	Infield	Fr.	R/R	La Mirada, Calif./Orange Lutheran HS
17	Sloan Gayan	RHP/Infield	So.	R/R	Ottawa, Ill./Ottawa Township HS
77	Meeko Harrison	Infield	Fr.	L/R	Fontana, Calif./Etiwanda HS
7	Autumn Humes	RHP	Sr.-5	R/R	Bald Knob, Ark./Harding Univ. (Ark.)
9	Lauren Johnson	Outfield	Jr.	L/R	Owensboro, Ky./Davies Co. HS
99	Kayla Kowalik	Catcher	Sr.	L/R	New Braunfels, Texas/St. John Paul II HS
34	Cassie Lindmark	Infield	So.	R/R	Lyons, Ill./Marist HS
11	Vanessa Nesby	Outfield	Fr.	L/R	Corona, Calif./Santiago HS
13	Mallory Peyton	Infield	Sr.	R/R	Madisonville, Ky./Madisonville HS
23	Stephanie Schoonover	RHP/OF	Fr.	R/R	Dothan, Ala./Rehobeth HS
26	Meghan Schorman	RHP	Jr.	R/R	Hazelwood, Mo./Marquette HS
19	Rylea Smith	UTL	So.	L/R	St. Louis, Mo./Parkway North HS
5	Tatum Spangler	UTL	Jr.	L/L	Henderson, Nevada/Coronado HS
1	Miranda Stoddard	RHP/UTL	So.	R/R	Anaheim, Calif./Orange Lutheran HS
20	Erica Thulen	UTL	Fr.	R/R	Erie, Ill./Erie-Prophetstown HS

## 2021 KENTUCKY NUMERICAL ROSTER

No.	Name	Position	Class/EXP	Bats/Throws	Hometown (High School/Last College)
1	Miranda Stoddard	RHP/UTL	So.	R/R	Anaheim, Calif./Orange Lutheran HS
3	Grace Baalman	RHP	Sr.	R/R	Hardin, Ill./Calhoun HS
4	Renee Abernathy	Outfield	Jr.	L/L	Springfield, Ill./Sacred Heart Griffin HS
5	Tatum Spangler	UTL	Jr.	L/L	Henderson, Nevada/Coronado HS
6	Victoria Fragoso	Infield	Fr.	R/R	La Mirada, Calif./Orange Lutheran HS
7	Autumn Humes	RHP	Sr.-5	R/R	Bald Knob, Ark./Harding Univ. (Ark.)
9	Lauren Johnson	Outfield	Sr.	L/R	Owensboro, Ky./Davies Co. HS
11	Vanessa Nesby	Outfield	Fr.	L/R	Corona, Calif./Santiago HS
13	Mallory Peyton	Infield	Sr.	R/R	Madisonville, Ky./Madisonville HS
14	Jaci Babbs	Outfield	Jr.	L/R	Sturgis, Ky./Union Co. HS
17	Sloan Gayan	RHP/Infield	So.	R/R	Ottawa, Ill./Ottawa Township HS
19	Rylea Smith	UTL	So.	L/R	St. Louis, Mo./Parkway North HS
20	Erica Thulen	UTL	Fr.	R/R	Erie, Ill./Erie-Prophetstown HS
21	Erin Coffel	Infield	Fr.	R/R	Bremen, Ind./Bremen HS
23	Stephanie Schoonover	RHP/OF	Fr.	R/R	Dothan, Ala./Rehobeth HS
24	Emma Boitnott	Outfield	Jr.	R/R	Normal, Ill./Normal West HS
25	Emmy Blane	Infield	So.	R/R	Hopkinsville, Ky./Christian Co. HS
26	Meghan Schorman	RHP	Jr.	R/R	Hazelwood, Mo./Marquette HS
34	Cassie Lindmark	Infield	So.	R/R	Lyons, Ill./Marist HS
77	Meeko Harrison	Infield	Fr.	L/R	Fontana, Calif./Etiwanda HS
99	Kayla Kowalik	Catcher	Jr.	L/R	New Braunfels, Texas/St. John Paul II HS

## 2021 COACHING & SUPPORT STAFF

**Head Coach:** Rachel Lawson (14th season)  
**Associate Head Coach:** Kristine Himes (14th season)  
**Assistant Coach:** Molly Belcher (11th season)  
**Director of Operations:** Brittany Cervantes (2nd season)  
**Director of Video Analytics:** Tyler Cope (2nd season)  
**Student Manager:** CJ Leighton (4th season)  
**Athletic Trainer:** Bri Papotto (8th season)  
**Equipment Manager:** Myles Poole (5th season)  
**SID:** Chris Shoals (6th season)

## PRONUNCIATION GUIDE

**RENEE** Abernathy ... Ruh-NAY  
 Grace **BAALMAN** ... Ball-man  
**JACI** Babbs ... JAY-See  
 Sloan **GAYAN** ... GAY-an  
 Victoria **FRAGOSO** ... FROG-Oh-so  
 Kayla **KOWALIK** ... Kuh-Wall-ICK  
 Meghan **SCHORMAN** ... SHORE-man  
**RYLEA** Smith ... Ry-lee  
**MEEKO** Harrison ... MEE-Ko



# 2021 KENTUCKY SOFTBALL | WEEK 2 | UNCG/CAMPBELL

## WEEKLY SCHEDULE FOR UK SOFTBALL TEAM

MONDAY - 15	TUESDAY - 16	WEDNESDAY - 17	THURSDAY - 18	FRIDAY - 19	SATURDAY - 20	SUNDAY - 21
NCAA Mandatory Off Day	Individual Practice: 1 p.m.-5:30 p.m. ET	Team Practice: 1 p.m. - 5 p.m. ET	Travel to Greensboro, NC	Kentucky at UNCG (DH)  2 p.m. ET 4 p.m. ET	Kentucky vs. NC Central  Kentucky at Campbell	Kentucky vs. NC Central  Kentucky vs. Mt. St. Mary's

### 2021 QUICK FACTS

#### GENERAL INFORMATION

Location: .....Lexington, Kentucky  
 Founded: .....1865  
 Enrollment: .....30,000  
 Nickname: ..... Wildcats  
 Colors: ..... Blue and White  
 Conference: ..... Southeastern  
 President: ..... Dr. Eli Capilouto  
 Athletic Director: ..... Mitch Barnhart

#### COACHING/SUPPORT STAFF

**Head Coach:** ..... Rachel Lawson  
 Alma mater: ..... UMASS, 1994  
 Years at UK: .....14th Year  
 Record at UK: .....455-279, 142-162 SEC  
 Career record: ..... 546-364 (16th Year)  
**Assistant Coach:** ..... Kristine Himes  
 Alma mater:..... Ohio State, 2003  
 Years at UK:.....14th Year  
**Assistant Coach:** ..... Molly Belcher  
 Alma mater: ..... Kentucky, 2010  
 Years at UK:.....11th Year  
**Director of Operations:** ..... Brittany Cervantes  
 Alma mater:..... Kentucky, 2012  
 Years at UK in Role:..... Second Year

#### TEAM INFORMATION

2020 Record: .....20-4  
 2020 SEC record: .....2-1  
 2020 SEC Finish: ..... No Standing  
 2020 NCAA Finish: .No Tournament (COVID-19)  
 Final Ranking: ..... 11/11  
 Letterwinners: ..... 14 returning, 5 lost  
 Starters ..... 7 returning, 2 lost  
 Pitchers ..... 6 returning, 1 lost  
 Newcomers: .....6

#### STADIUM INFORMATION

Stadium: ..... John Cropp Stadium  
 Capacity: ..... 2,117  
 Dimensions:..... L-200, C-220, R-200

#### ATHLETIC COMMUNICATIONS AND PR

Contact: ..... Chris Shoals  
 Office Phone: ..... 859.257.8437  
 Mobile Phone: ..... 513.312.2489  
 Email:..... cmsh223@uky.edu

#### Who Coaches Where on Offense?

**On third base** - Kristine Himes (11th year coaching third base; 14th on staff)

**On first base** - CJ Leighton (1st year coaching first base; 4th on staff)

**In dugout** - Rachel Lawson (pitch caller, substitutions); Molly Belcher (Offensive strategy on-deck circle)

#### Strong off the Blocks

The 2020 start of 17-3 matched a program best start through 20 games for Kentucky (2014). The Wildcats advanced to the WCWS in 2014.

For the seventh time in the last 11 seasons, and for the first time since 2016, Kentucky recorded a record of 7-2 or better through their first nine games of the season. s and scored eight runs.

#### Kentucky vs. UNC-Greensboro

Overall series: UNCG leads, 1-0  
 Streak: UK has won the last one  
 Last meeting: UNCG def. UK 7-4, 2.12.97  
 Lawson vs. Samford: First meeting

#### Kentucky vs. Campbell

Overall series: UK leads, 1-0  
 Streak: UK has won the last one  
 Last meeting: UK won 4-3, 2/21/98

Lawson vs. Campbell: 1-0

#### Kentucky vs. NC Central

Overall series: First meeting  
 Streak: --  
 Last meeting: --  
 Lawson vs. NC Central: First meeting

#### Kentucky vs. Mt. Saint Mary's (Md.)

Overall series: First meeting  
 Streak: --  
 Last meeting: --  
 Lawson vs. MSM: First meeting

#### Pitching DEPTH Goes A Long Way

Six of Kentucky's seven pitchers earned a win in 2020 in the circle. That was tied for the most number of pitchers in the SEC who had earned a win for a single team:

1. Kentucky, Mississippi State (6)
3. Missouri, South Carolina, Texas A&M (5)
6. LSU, Florida, Alabama (4)
9. Arkansas, Auburn, Georgia, Ole Miss (3)
13. Tennessee (2)

### MEDIA INFORMATION

#### Credentials

All media credential requests should be submitted at least 24 hours prior to home games through UK Communications & Public Relations contact Chris Shoals. Credentials can be picked up at the Joe Craft Center in the Media Relations office.

#### Media Services/Interviews

During games, media will be provided with a media guide as well as notes. Final results are available following each game. For fax service, please contact a member of the UK Media Relations Office. Phones are made available on a first-come, first-serve basis in the press box. Interviews with players and coaches are done in an informal manner on the field following each game. For assistance in locating any member of the UK team, find Chris Shoals for help. For assistance with opposing players and coaches, please see the opposing SID.

#### Practice Interviews

Head coach Rachel Lawson is available for interviews weekday mornings as well as immediately after practice. Her office is located at the Soccer/Softball Offices. Team practices take place from 1-4 p.m., daily during the season. All practices take place at John Cropp Stadium and are subject to change based on class schedules and travel as well as game schedules. Interviews with coaches and/or players are after practice and phone interviews may be arranged. Advance notice is requested for all interviews. Please arrange all interviews through the UK Media Relations Office and softball contact Chris Shoals.



## NATIONAL RANKINGS [WEEK 1]

### ESPN.com/USA Softball Poll

#	Team	Record	Previous
1	UCLA (18)	1-0	1
2	Oklahoma (1)	4-0	4
3	Washington	5-0	2
4	Arizona	0-0	3
5	Florida (1)	2-0	6
6	Alabama	4-0	8
7	Texas	0-0	7
8	Oklahoma State	2-0	10
9	LSU	2-1	5
10	Louisiana	0-0	9
11	Oregon	5-0	11
12	Kentucky	3-0	13
13	Arizona State	4-0	15
14	Florida State	3-1	12
15	Virginia Tech	3-0	16
16	Georgia	2-1	14
17	Michigan	0-0	17
18	Baylor	0-0	18
19	Duke	4-0	NR
20	South Carolina	0-0	19
21	Missouri	3-1	24
22	Minnesota	0-0	20
23	Tennessee	2-0	23
24	Mississippi State	2-0	22
25	Arkansas	0-1	21

RV: Oregon State, UCF, Auburn, Georgia Tech, Northwestern, Texas A&M, Stanford, South Florida, Utah, Ohio State, NC State, Texas Tech

### USA Today/NFCA Softball Poll

#	Team	Record	Previous
1	UCLA (31)	1-0	1
2	Washington	5-0	2
3	Oklahoma (1)	4-0	4
4	Arizona	0-0	3
5	Alabama	4-0	8
6	Florida	2-0	7
7	Texas	0-0	6
8	LSU	2-1	5
9	Louisiana	0-0	9
10	Oregon	5-0	10
11	Oklahoma State	2-0	11
12	Kentucky	3-0	13
13	Florida State	3-1	12
14	Virginia Tech	3-0	15
15	Arizona State	4-0	16
16	Georgia	2-1	14
17	Michigan	0-0	17
18	Duke	4-0	25
19	South Carolina	0-0	19
20	Arkansas	0-1	18
21	Missouri	3-1	23
22	Mississippi State	2-0	20
23	Baylor	0-0	22
24	UCF	3-1	21
25	Minnesota	0-0	24

RV: Utah (32) Tennessee (24), Stanford (22), Liberty (7), Northwestern (7), Oregon State (7), Texas Tech (7), Clemson (6), James Madison (1), Notre Dame (1)

Kentucky in the Polls	USA Softball	NFCA
Preseason	13	13
February 16	12 (+1)	12 (+1)

## Erin Coffel Named National Freshman of the Week

Kentucky infielder Erin Coffel was named the D1Softball National Freshman of the Week, the organization announced on Tuesday morning.

Coffel exploded onto the scene, hitting .667 on the weekend with at least two hits in every game and five runs batted in. Coffel had four hits and went 4-for-5 in game two with a double and three RBI in addition to hitting a home run in her first-ever NCAA softball game just hours prior to the 4-for-5 game.

The Bremen, Indiana native finished the weekend in style, going 2-for-4 in UK's 12-9 win at Samford by registering her first-career double and getting two more hits to finish the weekend as Kentucky's leader in hits (8) and batting average (.667).

## First Inning Success

Kentucky scored a run in all three of the first innings it played on opening weekend.

Game 1: 1 run, 1 hit

Game 2: 8 runs, 9 hits

Game 3: 2 runs, 2 hits

## Renee Abernathy On Opening Weekend

Junior Renee Abernathy had a career weekend for Kentucky, knocking in six runs and hitting .636 in her debut in the No. 3 hole in Kentucky's lineup for 2021 against Samford. The Springfield, Illinois, native set single-game career highs in batting average, at bats, runs, hits, RBI and stolen bases during the course of the three-game weekend. Additionally, on Saturday in the series finale, Abernathy had hits in the second inning and the fourth inning that both took Kentucky from a deficit and put UK ahead by one run on two separate two-out, two-RBI singles into center.

## Fun Stats About UK's Opening Weekend

\*The 19 runs scored on Friday tied for the second most through the first two games of a season in program history (22 in 2007, 19 in 2009).

\*This is the third time in program history that Kentucky has won its first two games of a season in consecutive seasons (2007-2009, 2013-2014).

\*This is the first time in program history that Kentucky has scored at least 15 runs in a game within its first two games of a season

\*The +16 run margin Friday is tied for the largest run margin through the first two games of a season in program history (+16 in 2014, won first two games by a combined 16-0 score).

\*For the fifth time in program history, Kentucky pitched a shutout in its season opener (1998, 2004, 2011, 2014)

\*Kentucky's 31 runs are the second most through the first three games of a season in program history (34, 2007)

\*For the second time in program history, Kentucky has scored at least 12 runs in a game twice within their first three games of a season (2007)

\*For the second time in program history, Kentucky has started a season 3-0 in consecutive seasons (2013-2014)

\*Kentucky's +19 run margin is its third highest through their first three games of a season in program history (+22, 2014; +21, 2007)

## Cervantes to Represent Mexico in Tokyo 2020

For the first time in the history of the Kentucky Softball team, the Wildcats will be sending a representative to the Olympics as 2012 UK graduate and current Director of Softball Operations, Brittany Cervantes, will be heading to Tokyo this summer.

Cervantes is not only the first UK softball player ever to compete in the Olympics, but is also the first player coached by UK head coach Rachel Lawson to make a roster for the games.

Representing Mexico, Cervantes will be competing in the first Olympic Games to have softball since the 2008 summer games in Beijing.



# 2021 KENTUCKY SOFTBALL | WEEK 2 | UNCG/CAMPBELL

## 2020 TEAM LEADERS

### Hitting

#### BATTING AVERAGE

Bailey Vick (.571)  
 Alex Martens (.507)  
 Rylea Smith (.420)

#### AT-BATS

Rylea Smith (88)  
 Kayla Kowalik (83)  
 Alex Martens (75)

#### RUNS

Bailey Vick (33)  
 Kayla Kowalik (31)  
 Rylea Smith (29)

#### HITS

Alex Martens (38)  
 Rylea Smith (37)  
 Bailey Vick (36)

#### DOUBLES

Alex Martens (9)  
 Rylea Smith (6)  
 Tatum Spangler (5)

#### TRIPLES

Kayla Kowalik (8)\* New school record  
 Bailey Vick (2)  
 Rylea Smith, Mallory Peyton (1)

#### HOME RUNS

Mallory Peyton (11)  
 Alec Martens (9)  
 Autumn Humes (4)

#### RBI

Alex Martens (47)  
 Mallory Peyton (35)  
 Rylea Smith (30)

#### SLUGGING PCT.

Alex Martens (.987)  
 Mallory Peyton (.970)  
 Autumn Humes (.767)

### Pitching

#### ERA

Meghan Schorman (1.30)  
 Autumn Humes (3.19)  
 Grace Baalman (3.45)

#### STRIKEOUTS

Meghan Schorman (45)  
 Grace Baalman (31)  
 Autumn Humes (21)

## Kentucky Softball All-Decade Team Revealed After 50,000+ Votes

After over 50,000 total votes throughout 10 days of voting from the Big Blue Nation on the UK Athletics website, and Kentucky Softball Twitter, Facebook and Instagram accounts, the 10 members of the Kentucky Softball All-Decade Team were announced Friday afternoon by the program.

Fans were given a 24-hour window to vote on every position, with the votes tallied up from all four medias to comprise one total at the end of the window.

**Pitcher** – Kelsey Nunley, 2013-2016

**Catcher** – Griffin Joiner, 2012-2015

**First Base** – Erin Rethlake, 2015-2018

**Second Base** – Alex Martens, 2017-2020

**Third Base** – Abbey Cheek, 2016-2019

**Shortstop** – Katie Reed, 2016-2019

**Outfield** – Meagan Aull, 2008-2011; Sylvester Samuel, 2013-16; Bailey Vick, 2017-2020

**Designated Player/Utility** – Brittany Cervantes, 2009-12

## UK Signs No. 9 Ranked 2021 Recruiting Class

The Kentucky Softball team announced on March 19 that it signed the No. 9 ranked recruiting class in the country, adding seven players to Lexington. The rankings were done by Extra Innings Softball, as the Wildcats were able to haul in five top-100 ranked players.

"In keeping in our philosophy of having a dynamic lineup, our 2021 Wildcats possess great power as seen in Taylor Ebbs, Alexia Lacatena and Sarah Stone along with the tremendous speed of Jenna Blanton, Hallie Mitchell and Maragret Tobias." UK head coach Rachel Lawson said. "Our 2021's are strong defensively, battle tested and as always, it starts in the middle with Izzy Harrison and Alexia in the circle. So happy this class has finally signed and I'm looking forward to watching them represent the Big Blue Nation."

The 2021 class is the third top-10 recruiting class that Lawson has assembled in her time at Kentucky, and second in a row. They will join the team in the fall 2021 semester and play their first games in the 2022 NCAA season.

## Kentucky Begins 2021 Ranked 13th in NFCA Coaches' Poll

Kentucky was slotted at No. 13 in the initial release of the National Fastpitch Coaches' Association top-25 poll, it was announced by the organization on Tuesday morning.

Kentucky is one of nine teams from the Southeastern Conference to be ranked in the top-25 to start the season, paced by No. 5 LSU

## 2020 MISC. STATS

Multi-Hit Games	2	3	4	5+	Total
Alex Martens	9	3	-	-	12
Rylea Smith	4	6	-	-	10
Bailey Vick	6	3	-	1	10
Kayla Kowalik	5	3	1	-	9
Lauren Johnson	5	2	-	-	7
Tatum Spangler	6	-	-	-	6
Mallory Peyton	2	4	-	-	6
Jaci Babbs	1	1	-	-	2
Renee Abernathy	2	-	-	-	2
Gabi Deters	1	-	-	-	1
Miranda Stoddard	1	-	-	-	1
Autumn Humes	1	-	-	-	1
<b>TEAM</b>	<b>43</b>	<b>22</b>	<b>1</b>	<b>1</b>	<b>67</b>

Multi-RBI Games	2	3	4	5+	Total
Alex Martens	5	6	2	1	14
Mallory Peyton	2	3	3	1	9
Rylea Smith	7	2	-	-	9
Autumn Humes	2	-	2	-	4
Kayla Kowalik	3	1	-	-	4
Lauren Johnson	-	1	2	-	3
Bailey Vick	2	-	1	-	3
Renee Abernathy	1	1	-	-	2
Gabi Deters	1	-	-	-	1
Tatum Spangler	1	-	-	-	1
Emmy Blane	1	-	-	-	1
Miranda Stoddard	-	-	1	-	1
Jaci Babbs	1	-	-	-	1
<b>TEAM</b>	<b>26</b>	<b>14</b>	<b>11</b>	<b>2</b>	<b>53</b>

Hitting Streaks	Longest	Current
Alex Martens	20	20
Bailey Vick	15	-
Rylea Smith	12	4
Kayla Kowalik	7	1
Mallory Peyton	4	2
Autumn Humes	4	-
Lauren Johnson	3	1
Jaci Babbs	3	1
Gabi Deters	3	-
Miranda Stoddard	2	1
Tatum Spangler	2	2
Renee Abernathy	2	1
Grace Baalman	1	-
Emmy Blane	1	-
Cassie Lindmark	1	-

Reach Base Streaks	Longest	Current
Mallory Peyton	22	22
Alex Martens	20	20
Rylea Smith	18	4
Bailey Vick	16	16
Lauren Johnson	14	1
Gabi Deters	7	3
Kayla Kowalik	7	4
Autumn Humes	5	-
Jaci Babbs	4	1
Grace Baalman	3	-
Miranda Stoddard	3	1
Renee Abernathy	3	1
Tatum Spangler	3	3
Emma Boitnott	2	-





# 2021 KENTUCKY SOFTBALL | WEEK 2 | UNCG/CAMPBELL

and No. 7 Florida. Also ranked from the SEC is Alabama (8), Georgia (14), Arkansas (18), South Carolina (19), Mississippi State (20), Missouri (23). UK is the fourth-highest ranked SEC team to begin the 2021 season.

Currently on the schedule, Kentucky is going to be playing 15 games against five teams ranked inside the top 20 of the initial poll.

### Wildcats Picked Fifth in SEC By League Coaches

2021 SEC Softball Preseason Coaches' Poll

1. Alabama (9) 138
2. LSU (2) 129
3. Florida (1) 125
4. Tennessee (1) 101
5. **Kentucky 97**
6. Arkansas 81
7. Georgia 78
8. Missouri 70
9. South Carolina 68
10. Mississippi St. 43
11. Auburn 39
12. Texas A&M 30
13. Ole Miss 15

### 20% Capacity at John Cropp Stadium In 2021

At this point, the anticipated attendance for this season at John Cropp Stadium will be limited to 20 percent of overall stadium capacity. All plans are subject to change based on evolving information as well as local, state and national public health developments. John Cropp Stadium has been reconfigured to support physically distanced seating. All seating in the bleacher and chairback sections will be spaced out and offered in reserved blocks of two, three and four seats. A limited number of tickets for the berm area will be offered as general admission, and fans purchasing berm tickets are reminded that they must maintain physical distancing within this area.

All tickets will be sold on a single-game basis with two on-sale dates. Current season ticket holders will have a priority window to purchase single-game tickets before general public sales begin, and there will be a purchase limit of 4

## WHEN WAS THE LAST TIME

### A Kentucky hitter:

- Hit 2 extra base hits ... Kayla Kowalik (3B, 2B vs. Samford) ... 2/12/21**
- Hit 3 extra base hits ... Kayla Kowalik (3B, 3B, 2B vs. Detroit) ... 2/29/20
- Hit 2 home runs ... Alex Martens (vs. Texas A&M) ... 3/7/20
- Hit a Grand Slam ... Mallory Peyton & Autumn Humes (vs Texas A&M) 3/9/20
- Had 5 hits ... Bailey Vick (vs. Georgia Tech) ... 2/21/20
- Scored 4 runs ... Mallory Peyton, Rylea Smith (vs. Detroit) ... 2/29/20
- Had 5+ RBI ... Alex Martens (6 - vs. Texas A&M) ... 3/7/20
- Had 4+ RBI ... Erin Coffel (4 - at Samford) ... 2/13/21**
- Had 4 walks ... Abbey Cheek at Alabama - 4) ... 4/28/19
- Had 2 stolen bases ... Bailey Vick (vs. Loyola-Chicago - 2) ... 2/28/20
- Hit for the cycle ... Brooke Marnitz (vs. Indiana State) ... 2/25/06
- Hit an inside-the-park HR ... Sylver Samuel (vs. DePaul) ... 5/18/14

### A Kentucky fielder:

- Had 15 putouts ... Griffin Joiner (vs. South Carolina - 15) ... 4/18/15
- Had 7 assists ... Katie Reed (vs. Texas A&M - 8) ... 4/14/18

### A Kentucky pitcher:

- Had 10 strikeouts ... Meagan Prince (14 - at UT Martin) ... 4/27/17
- Pitched a one-hitter ... Grace Baalman (vs. Auburn) ... 4/21/19
- Pitched a no-hitter ... Autumn Humes (vs. North Dakota State) ... 2/17/18
- Pitched a perfect game ... Chanda Bell (vs. Austin Peay - Game 1) ... 4/6/11
- ... Rachel Riley (vs. Austin Peay - Game 2) ... 4/6/11

### An Opponent hitter:

- Hit 2 extra base hits ... Saige Pye (Marshall - HR, HR) ... 3/12/20
- Hit 2 home runs ... Saige Pye (Marshall - HR, HR) ... 3/12/20
- Scored 4 runs ... Celene Funke (Louisville - 4) ... 4/17/19
- Had 5 RBI ... Saige Pye (Marshall - 7) ... 3/12/20
- Had 3 walks ... Amanda Lorenz (Florida) ... 4/16/17
- Had 3 strikeouts ... M. Hackbarth (Arizona State - 4) ... 2/15/20
- Had 2 stolen bases ... Bella Loonis (Arizona State - 2) ... 2/15/20

### An Opponent pitcher:

- Had 10 strikeouts ... Miranda Elish (Texas) ... 2/16/19
- Pitched a one hitter ... Alexis Osorio (Alabama) ... 3/31/18
- Pitched a no-hitter ... Kelly Barnhill (Florida) ... 3/9/18

**Bold = Event happened in 2021**

## TRACKING KENTUCKY'S EXTRA-BASE HITS IN 2021 AND CAREER

Player	Doubles 2021 (career)	Triples 2021 (career)	Home Runs 2021 (career)	Totals 2021 (career)
Grace Baalman	0 (1)	0 (0)	1 (2)	1 (3)
Autumn Humes	0 (5)	0 (0)	1 (6)	1 (11)
Lauren Johnson	1 (20)	0 (4)	0 (7)	0 (32)
Mallory Peyton	0 (18)	0 (1)	2 (33)	2 (51)
Renee Abernathy	2 (4)	0 (0)	0 (1)	2 (5)
Jaci Babbs	0 (1)	0 (0)	0 (0)	0 (1)
Kayla Kowalik	1 (14)	2 (15)	1 (1)	4 (30)
Tatum Spangier	1 (7)	0 (0)	0 (1)	1 (8)
Miranda Stoddard	0 (2)	0 (0)	1 (2)	1 (4)
Rylea Smith	1 (7)	0 (0)	0 (1)	1 (8)
Emma Boitnott	0 (0)	0 (0)	0 (0)	0 (0)
Cassie Lindmark	0 (0)	0 (0)	0 (0)	0 (0)
Emmy Blane	0 (0)	0 (0)	0 (0)	0 (0)
Erin Coffel	1 (1)	0 (0)	1 (1)	0 (0)
Victoria Fragos	0 (0)	0 (0)	0 (0)	0 (0)
Meeko Harrison	0 (0)	0 (0)	0 (0)	0 (0)
Vanessa Nesby	1 (1)	0 (0)	0 (0)	1 (1)
Erica Thulen	0 (0)	0 (0)	0 (0)	0 (0)
Stephanie Schoonover	0 (0)	0 (0)	0 (0)	0 (0)
<b>TOTALS</b>	<b>8 (81)</b>	<b>2 (20)</b>	<b>7 (55)</b>	<b>17 (156)</b>



# 2021 KENTUCKY SOFTBALL | WEEK 2 | UNCG/CAMPBELL

## WINS OVER TOP-25 TEAMS RACHEL LAWSON ERA

### The Breakdown

Total wins over top 25: 107  
Total wins over top 10: 54  
Total wins over top 5: 29

### Career wins over top-25 opponents

Date	Opponent	Score
2/9/20	vs. #7 Minnesota	W, 7-0
2/10/20	vs. #7 Ole Miss	W, 3-0 (13)
2/28/19	at #3 Alabama	W, 3-2 (13)
4/26/19	at #3 Alabama	W, 4-1
4/22/19	vs. #14 Auburn	W, 7-0
4/21/19	vs. #14 Auburn	W, 7-3
4/21/19	vs. #14 Auburn	W, 7-0
4/14/19	at #5 LSU	W, 3-2
4/5/19	vs. #17 Ole Miss	W, 11-4
3/30/19	at #13 Arkansas	W, 16-2
3/10/19	at #11 South Carolina	W, 5-1
3/8/19	at #11 South Carolina	W, 11-2
3/8/19	at #11 South Carolina	W, 5-0
2/16/19	vs. No. 22 James Madison (N)	(N) 6-1
2/16/19	vs. No. 13 Oregon (N)	(N) 12-3 (5)
2/24/18	at No. 1 Oregon	9-6
2/16/18	vs. No. 12 South Carolina	8-4
2/16/18	vs. No. 12 South Carolina	7-5
4/27/18	at No. 6 Tennessee	9-8 (8)
4/21/18	vs. No. 6 Georgia	4-2
4/15/18	at No. 9 Texas A&M	3-2
3/31/18	vs. No. 16 Alabama	11-6
3/18/18	vs. No. 8 LSU	2-0
3/11/18	vs. No. 8 LSU	4-1
2/10/17	vs. No. 23 South Carolina	7-3
4/29/17	vs. No. 4 Texas A&M	7-3
4/29/17	vs. No. 4 Texas A&M	7-3
4/16/17	vs. No. 3 Florida	5-1
4/17/17	at No. 24 Ole Miss	1-0
3/25/17 (2)	vs. No. 22 Arkansas	2-0
3/25/17 (1)	vs. No. 22 Arkansas	7-5
3/24/17	vs. No. 22 Arkansas	2-1
3/19/17	at No. 16 Georgia	2-1
3/12/17	vs. No. 15 Michigan	5-1
2/17/17	at No. 5 UCLA	2-1 (11)
5/25/16	vs. No. 25 Utah	4-0
4/22/16	at No. 4 Alabama	3-2
4/15/16	vs. No. 18 Missouri	3-2
4/11/16	vs. No. 18 Missouri	4-0
4/11/16	at No. 8 LSU	2-0
4/10/16	at No. 8 LSU	3-0
4/9/16	at No. 8 LSU	1-0
2/15/16	at No. 22 Arizona State	5-3
2/15/16	vs. No. 20 Utah (N)	1-0
2/13/16	vs. No. 4 Oregon (N)	8-6
2/12/16	vs. No. 25 Notre Dame (N)	10-7
5/17/15	at No. 16 Notre Dame	4-3
4/6/15	vs. No. 5 Alabama	7-1
3/29/15	vs. No. 1 LSU	7-1
3/8/15	at No. 1 LSU	7-1
2/19/15	at No. 20 Texas A&M	5-2
2/8/15	vs. No. 10 Arizona	5-2
5/29/14	at No. 5 Florida State	3-1
5/29/14	vs. No. 6 La.-Lafayette	4-1
5/25/14	at No. 3 UCLA	7-1
5/25/14	at No. 3 UCLA	7-3
5/17/14	vs. No. 25 James Madison	2-1
5/9/14	vs. No. 25 LSU	4-3 (9)
5/8/14	vs. No. 7 Tennessee	2-0
4/5/14	vs. No. 8 Tennessee	5-2
4/5/14	vs. No. 18 Texas A&M	5-2
4/6/14	vs. No. 4 Texas A&M	4-2 (9)
3/30/14	vs. No. 24 Auburn	4-1
3/15/14	at No. 16 Missouri	8-7 (8)
3/15/14	at No. 16 Missouri	3-2
2/16/14	vs. No. 15 Texas	6-5
2/15/14	vs. No. 15 Texas	6-4
2/7/14	vs. No. 2 Oklahoma	5-4 (10)
5/5/13	at No. 7 Alabama	9-5 (8)
5/4/13	at No. 7 Alabama	5-0
4/27/13	vs. No. 11 Missouri	8-2
4/17/13	vs. No. 7 Louisville	2-1
4/17/13	vs. No. 7 Louisville	2-1
3/19/13	vs. No. 3 Florida	18-0
3/15/13	vs. No. 15 North Carolina	3-2
5/10/13	vs. No. 20 Stanford (N)	3-1
5/8/13	vs. No. 3 Cal (N)	3-2 (9)
5/6/12	vs. No. 22 LSU	1-0
5/5/12	vs. No. 22 LSU	2-1
5/4/12	vs. No. 22 LSU	4-3 (8)
4/29/12	at No. 2 Florida	5-1
4/27/12	at No. 2 Florida	2-0
4/13/12	vs. No. 10 Georgia	4-0
4/13/12	vs. No. 10 Georgia	4-1
3/30/12	at No. 9 Tennessee	5-3
3/24/12	at No. 18 Auburn	5-3
3/24/12	at No. 18 Auburn	8-4 (8)
2/28/11	vs. No. 5 California	8-0 (9)
2/22/11	at No. 2 Michigan	2-1
5/21/11	at No. 2 Michigan	7-6
5/20/11	vs. No. 21 Notre Dame (N)	8-0 (5)
5/7/11	vs. No. 23 Auburn	10-2 (6)
4/3/11	vs. No. 5 Florida	9-2
4/2/11	vs. No. 5 Florida	7-6
4/16/11	vs. No. 5 Florida	10-2 (6)
3/18/11	at No. 25 LSU	6-1
3/13/11	vs. No. 7 Tennessee	5-4 (10)
3/11/11	vs. No. 7 Tennessee	10-0
5/21/10	vs. No. 22 Ohio State (N)	9-0 (5)
4/17/10	at No. 19 Ohio State	6-1
3/27/10	at No. 3 Florida	5-3
3/27/10	vs. No. 7 Georgia	4-2
3/16/10	vs. No. 5 Alabama	5-4
2/11/10	at No. 5 Arizona State	5-2
5/7/09	vs. No. 7 Georgia (N)	2-0
4/18/09	vs. No. 12 Tennessee	6-5
3/7/09	at No. 19 LSU	6-5 (8)
3/15/08	at No. 6 Tennessee	2-1 (8)

Home: 46 | Away: 39 | Neutral: 19 | SEC: 64

## 2021 UK HONORS

### Erin Coffel

- D1 Softball Freshman of the Week (2/16)

## GAME NOTES (CONT'D)

tickets per game, while supplies last.

## UK'S RECORD WHEN ...

	All	SEC
One-run game	0-0	0-0
Single game	1-0	0-0
First of Day	1-0	0-0
Second of Day	1-0	0-0
Home	0-0	0-0
Away	3-0	0-0
Neutral	0-0	0-0
vs. Kentucky schools	0-0	0-0
vs. Top 10	0-0	0-0
vs. Top 25	0-0	0-0
UK scores first	3-0	0-0
UK scores 0-2 runs	0-0	0-0
UK scores 3-5 runs	1-0	0-0
UK scores 6-9 runs	0-0	0-0
UK scores 10+ runs	2-0	0-0
Opp. scores first	0-0	0-0
Opp. scores 0-2 runs	1-0	0-0
Opp. scores 3-5 runs	1-0	0-0
Opp. scores 6-9 runs	1-0	0-0
Opp. scores 10+ runs	0-0	0-0
UK has 3 or fewer hits	0-0	0-0
UK has 4-6 hits	0-0	0-0
UK has 7-9 hits	1-0	0-0
UK has 10+ hits	2-0	0-0
Opp. has 3 or fewer hits	1-0	0-0
Opp. has 4-6 hits	1-0	0-0
Opp. has 7-9 hits	0-0	0-0
Opp. has 10+ hits	1-0	0-0
UK has no errors	1-0	0-0
UK has 1 error	1-0	0-0
UK has 2+ errors	1-0	0-0
Leading or tied after 4 innings	3-0	0-0
Leading or tied after 5 innings	3-0	0-0
Leading or tied after 6 innings	2-0	0-0
Trailing after 4 innings	0-0	0-0
Trailing after 5 innings	0-0	0-0
Trailing after 6 innings	0-0	0-0
Extra-inning games	0-0	0-0
Walk-off's (7+ innings only)	0-0	0-0
UK hits a double	3-0	0-0
UK hits a triple	2-0	0-0
UK hits a home run	3-0	0-0
UK has 4+ extra base hits	3-0	0-0
UK steals a base	3-0	0-0
UK steals 2+ bases	2-0	0-0
In February	3-0	0-0
In March	0-0	0-0
In April	0-0	0-0
In May	0-0	0-0
On Monday	0-0	0-0
On Tuesday	0-0	0-0
On Wednesday	0-0	0-0
On Thursday	0-0	0-0
On Friday	2-0	0-0
On Saturday	1-0	0-0
On Sunday	0-0	0-0



**GAME NOTES (CONTINUED FROM PAGE 7)**

--





# 2021 KENTUCKY SOFTBALL | WEEK 2 | UNCG/CAMPBELL

## 2021 SEC STANDINGS

School	SEC	Pct.	All	Pct.	Home	Away	Neu.	Streak
Alabama	0-0	.000	4-0	1.000	2-0	1-0	1-0	W4
Auburn	0-0	.000	3-0	1.000	3-0	0-0	0-0	W3
<b>Kentucky</b>	<b>0-0</b>	<b>.000</b>	<b>3-0</b>	<b>1.000</b>	<b>0-0</b>	<b>3-0</b>	<b>0-0</b>	<b>W3</b>
Florida	0-0	.000	2-0	1.000	0-0	2-0	0-0	W2
Mississippi State	0-0	.000	2-0	1.000	2-0	0-0	0-0	W2
Tennessee	0-0	.000	2-0	1.000	2-0	0-0	0-0	W2
Missouri	0-0	.000	3-1	.750	0-0	1-1	2-0	W2
Georgia	0-0	.000	2-1	.667	2-1	0-0	0-0	W1
LSU	0-0	.000	2-1	.667	2-1	0-0	0-0	W1
Ole Miss	0-0	.000	2-2	.500	0-0	0-1	2-1	L1
South Carolina	0-0	.000	0-0	.000	0-0	0-0	0-0	---
Texas A&M	0-0	.000	0-0	.000	0-0	0-0	0-0	---
Arkansas	0-0	.000	0-1	.000	0-0	0-0	0-1	L1

# - SEC Regular Season Champion; \$ - SEC Tournament Champion

## SEC WEEKLY AWARDS

### Feb. 15, 2021

Player of the Week: Charla Echols (Florida)  
Pitcher of the Week: Montana Fouts (Alabama)  
Freshman of the Week: Maddie Penta (Auburn);  
Sydney Chambley (Georgia)

### Feb. 22, 2021

Player of the Week:  
Pitcher of the Week:  
Freshman of the Week:

### March 1, 2021

Player of the Week:  
Pitcher of the Week:  
Freshman of the Week:

### March 8, 2021

Player of the Week:  
Pitcher of the Week:  
Freshman of the Week:

### March 15, 2021

Player of the Week:  
Pitcher of the Week:  
Freshman of the Week:

### March 22, 2021

Player of the Week:  
Pitcher of the Week:  
Freshman of the Week:

### March 29, 2021

Player of the Week:  
Pitcher of the Week:  
Freshman of the Week:

### April 5, 2021

Player of the Week:  
Pitcher of the Week:  
Freshman of the Week:

### April 12, 2021

Player of the Week:  
Pitcher of the Week:  
Freshman of the Week:

### April 19, 2021

Player of the Week:  
Pitcher of the Week:  
Freshman of the Week:

### April 26, 2021

Player of the Week:  
Pitcher of the Week:  
Freshman of the Week:

### May 3, 2021

Player of the Week:  
Pitcher of the Week:  
Freshman of the Week:

### May 10, 2021

Player of the Week:  
Pitcher of the Week:  
Freshman of the Week:

### Postseason Awards:

Player of the Year:  
Pitcher of the Year:  
Freshman of the Year:  
Coach of the Year:  
Scholar-Athlete of the Year:

## THE SEC IN THE 2019 NCAA TOURNAMENT

### Regional and Super Regional Hosts

- (5) Florida - advanced to SR and WCWS
- (8) Alabama - advanced to SR and WCWS SF

### Regional Hosts

- (10) LSU - advanced to SR, lost to Minnesota
- (11) Ole Miss - advanced to SR, lost to Arizona
- (12) Tennessee - advanced to SR, lost to Florida
- (14) Kentucky - advanced to SR, lost to Washington

### Regional No. 2 Seeds

- Georgia (Minneapolis)
- Arkansas (Stillwater)
- Missouri (Los Angeles)
- Auburn (Fuscon)
- South Carolina (Tallahassee)
- Mississippi State (Starkville)

### Regional No. 3 Seed

- Texas A&M (Austin)



Katie Reed (2016-2019)




# 2021 KENTUCKY SOFTBALL | WEEK 2 | UNCG/CAMPBELL

## SOUTHEASTERN CONFERENCE BREAKDOWN KENTUCKY'S HISTORY IN SEC ACTION

<u>Team</u>	<u>Years of UK Series Victories</u>	<u>School:</u>	<u>Consecutive Years Captured Series</u>
Mississippi State (9):	1998, 2002, 2009, 2010, 2011, 2013, 2014, 2016, 2018	South Carolina (3):	2016, 2018, 2019
Auburn (4):	2000, 2001, 2009, 2012	<b>2020 Breakdown 0-0</b>	
Florida (3):	2000, 2011, 2012	<u>at Florida</u>	
Georgia (2):	2000, 2012	Game 1:	
Tennessee (2):	2000, 2011	Game 2:	
Ole Miss (9):	2001, 2007, 2008, 2009, 2010, 2012, 2013, 2014, 2016	Game 3:	
South Carolina (9):	2001, 2006, 2009, 2010, 2011, 2012, 2013, 2016, 2018, 2019		
Arkansas (7):	2002, 2003, 2010, 2011, 2014, 2016, 2017	<b>ALABAMA</b>	
Alabama (1):	2013	Game 1:	
LSU (5):	2012, 2015, 2016, 2017, 2018	Game 2:	
Missouri (3):	2014, 2016, 2017	Game 3:	
Texas A&M (3):	2014, 2017, 2020		
<u>Year:</u>	<u>UK's Series Captured that Season</u>	<u>at Tennessee</u>	
1997 (0):	-	Game 1:	
1998 (1):	Mississippi State	Game 2:	
1999 (0):	-	Game 3:	
2000 (4):	Auburn, Florida, Georgia, Tennessee		
2001 (3):	Auburn, Ole Miss, South Carolina	<b>GEORGIA</b>	
2002 (2):	Arkansas, Mississippi State	Game 1:	
2003 (1):	Arkansas	Game 2:	
2004 (0):	-	Game 3:	
2005 (0):	-		
2006 (1):	South Carolina	<u>at Auburn</u>	
2007 (1):	Ole Miss	Game 1:	
2008 (1):	Ole Miss	Game 2:	
2009 (4):	Auburn, Mississippi State, Ole Miss, South Carolina	Game 3:	
2010 (4):	Arkansas, Mississippi State, Ole Miss, South Carolina		
2011 (5):	Arkansas, Mississippi State, Tennessee, Florida, South Carolina	<b>LSU</b>	
2012 (6*):	Auburn, Georgia, Ole Miss, Florida, LSU, South Carolina	Game 1:	
2013 (4):	Ole Miss, Miss. State, South Carolina, Alabama	Game 2:	
2014 (5):	Mississippi State, Missouri, Texas A&M, Ole Miss, Arkansas	Game 3:	
2015 (1):	No. 1 LSU		
2016 (6*):	at South Carolina, Ole Miss, at Arkansas, at No. 8 LSU, No. 18 Missouri, vs. Mississippi State	<u>at Texas A&amp;M</u>	
2017 (3):	Arkansas, at Missouri, vs. Texas A&M	Game 1:	
2018 (2):	No. 8 LSU, No. 12 South Carolina	Game 2:	
2019 (3):	No. 11 South Carolina, Mississippi State, No. 14 Auburn, at No. 3 Alabama	Game 3:	
2020 (1):	(Only series played (COVID-19) Texas A&M	<b>SOUTH CAROLINA</b>	
2021 (0):	-	Game 1:	
		Game 2:	
		Game 3:	

\*=School Record of SEC series won in single season

## KENTUCKY HOME RUN TRACKER UNDER COACH KRISTINE HIMES



\*71 = School Record



# 2021 KENTUCKY SOFTBALL | WEEK 2 | UNCG/CAMPBELL

## STARTING LINEUPS BY BATTING ORDER

<b>Opponent</b>	<b>1</b>	<b>2</b>	<b>3</b>	<b>4</b>	<b>5</b>	<b>6</b>	<b>7</b>	<b>8</b>	<b>9</b>
Samford (1)	Kowalik	Coffel	Abernathy	Peyton	Stoddard	Johnson	Humes	Spangler	Smith
Samford (2)	Kowalik	Coffel	Abernathy	Stoddard	Peyton	Johnson	Humes	Baalman	Babbs
Samford (3)	Kowalik	Coffel	Abernathy	Stoddard	Peyton	Johnson	Humes	Spangler	Smith
UNC Greensboro (1)									
UNC Greensboro (2)									
NC Central									
Campbell									
NC Central									
Mt. St. Mary's									
New Mexico State									
Florida International									
Stetson									
New Mexico State									
Stetson									
Northern Kentucky									
Pittsburgh									
Florida Atlantic									
Illinois State									
Coastal Carolina									
Coastal Carolina									
Florida Atlantic									
Florida (1)									
Florida (2)									
Florida (3)									
Eastern Kentucky									
Western Kentucky									
Dayton (1)									
Dayton (2)									
Alabama (1)									
Alabama (2)									
Alabama (3)									
Morehead State									
Tennessee (1)									
Tennessee (2)									
Tennessee (3)									
Louisville									
Georgia (1)									
Georgia (2)									
Georgia (3)									
Eastern Kentucky									
Auburn (1)									
Auburn (2)									
Auburn (3)									
Louisville									
LSU (1)									
LSU (2)									
LSU (3)									
Texas A&M (1)									
Texas A&M (2)									
Texas A&M (3)									
South Carolina (1)									
South Carolina (2)									
South Carolina (3)									



## 2021 KENTUCKY SOFTBALL | WEEK 2 | UNCG/CAMPBELL

### STARTING LINEUPS BY POSITION

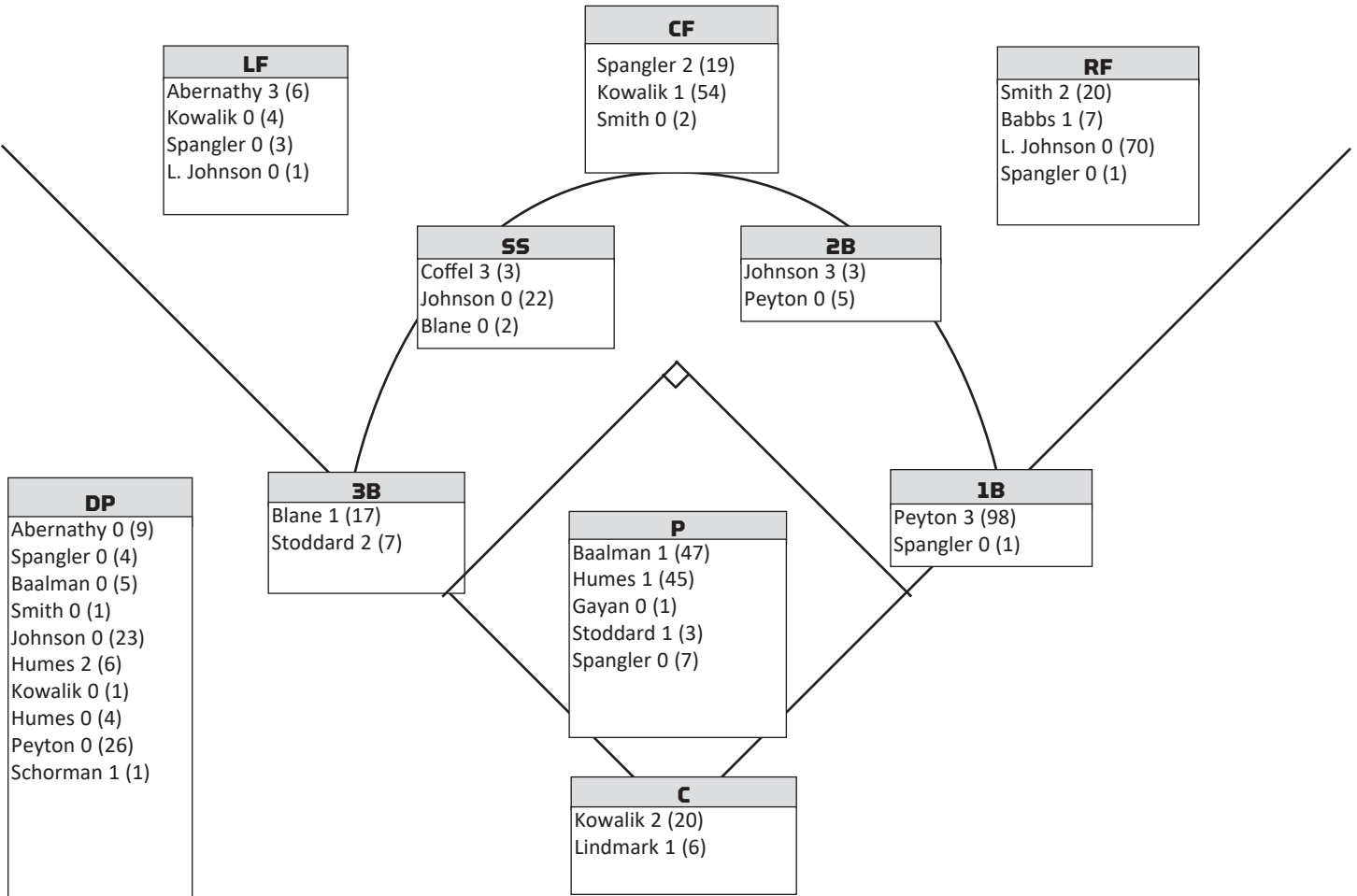
<b>Opponent</b>	<b>C</b>	<b>1B</b>	<b>2B</b>	<b>3B</b>	<b>SS</b>	<b>LF</b>	<b>CF</b>	<b>RF</b>	<b>P</b>
Samford (1)	Kowalik	Peyton	Johnson	Stoddard	Coffel	Abernathy	Spangler	Smith	Humes
Samford (2)	Lindmark	Peyton	Johnson	Stoddard	Coffel	Abernathy	Kowalik	Babbs	Baalman
Samford (3)	Kowalik	Peyton	Johnson	Blane	Coffel	Abernathy	Spangler	Smith	Stoddard
UNC Greensboro (1)									
UNC Greensboro (2)									
NC Central									
Campbell									
NC Central									
Mt. St. Mary's									
New Mexico State									
Florida International									
Stetson									
New Mexico State									
Stetson									
Northern Kentucky									
Pittsburgh									
Florida Atlantic									
Illinois State									
Coastal Carolina									
Coastal Carolina									
Florida Atlantic									
Florida (1)									
Florida (2)									
Florida (3)									
Eastern Kentucky									
Western Kentucky									
Dayton (1)									
Dayton (2)									
Alabama (1)									
Alabama (2)									
Alabama (3)									
Morehead State									
Tennessee (1)									
Tennessee (2)									
Tennessee (3)									
Louisville									
Georgia (1)									
Georgia (2)									
Georgia (3)									
Eastern Kentucky									
Auburn (1)									
Auburn (2)									
Auburn (3)									
Louisville									
LSU (1)									
LSU (2)									
LSU (3)									
Texas A&M (1)									
Texas A&M (2)									
Texas A&M (3)									
South Carolina (1)									
South Carolina (2)									
South Carolina (3)									



2021 STARTS BY BATTING ORDER

Player	1	2	3	4	5	6	7	8	9
Renee Abernathy	.	.	3	.	.	.	.	.	.
Grace Baalman	.	.	.	.	.	.	.	.	.
Jaci Babbs	.	.	.	.	.	.	.	.	1
Emmy Blane	.	.	.	.	.	.	.	.	.
Emma Boitnott	.	.	.	.	.	.	.	.	.
Erin Coffel	.	3	.	.	.	.	.	.	.
Victoria Fragoso	.	.	.	.	.	.	.	.	.
Sloan Gayan	.	.	.	.	.	.	.	.	.
Meeko Harrison	.	.	.	.	.	.	.	.	.
Autumn Humes	.	.	.	.	.	.	3	.	.
Lauren Johnson	.	.	.	.	.	3	.	.	.
Kayla Kowalik	3	.	.	.	.	.	.	.	.
Cassie Lindmark	.	.	.	.	.	.	.	.	.
Vanessa Nesby	.	.	.	.	.	.	.	.	.
Mallory Peyton	.	.	.	1	2	.	.	.	.
Stephanie Schoonover	.	.	.	.	.	.	.	.	.
Meghan Schorman	.	.	.	.	.	.	.	.	.
Rylea Smith	.	.	.	.	.	.	.	1	2
Tatum Spangler	.	.	.	.	.	.	.	2	.
Miranda Stoddard	.	.	.	2	1	.	.	.	.
Erica Thulen	.	.	.	.	.	.	.	.	.

STARTS BY POSITION IN 2021 (CAREER)







## 2021 KENTUCKY SOFTBALL | WEEK 2 | UNCG/CAMPBELL

### 2021 TEAM GAME-BY-GAME HITTING

Opponent	AB	R	H	RBI	2B	3B	HR	TB	BB	SB	CS	HBP	SAC	SFG	DP	K	PO	E	LOB	Avg
Samford (1)	27	4	8	3	3	1	1	16	2	0	2	1	0	0	0	4	21	0	5	.296
Samford (2)	32	15	18	15	2	0	4	32	6	0	0	0	0	0	1	1	15	11	3	.441
Samford (3)	35	12	14	12	3	1	2	25	6	0	1	3	0	0	0	2	21	5	11	.426
UNC-Greensboro (1)																				
UNC-Greensboro (2)																				
NC Central																				
Campbell																				
NC Central																				
Mt. St. Mary's (Md.)																				
New Mexico State																				
Florida International																				
Stetson																				
New Mexico State																				
Stetson																				
Pittsburgh																				
Florida Atlantic																				
Illinois State																				
Coastal Carolina																				
Coastal Carolina																				
Florida Atlantic																				
Florida (1)																				
Florida (2)																				
Florida (3)																				
Eastern Kentucky																				
Western Kentucky																				
Dayton (1)																				
Dayton (2)																				
Alabama (1)																				
Alabama (2)																				
Alabama (3)																				
Morehead State																				
Tennessee (1)																				
Tennessee (2)																				
Tennessee (3)																				
Louisville																				
Georgia (1)																				
Georgia (2)																				
Georgia (3)																				
Eastern Kentucky																				
Auburn (1)																				
Auburn (2)																				
Auburn (3)																				
Louisville																				
LSU (1)																				
LSU (2)																				
LSU (3)																				
Texas A&M (1)																				
Texas A&M (2)																				
Texas A&M (3)																				
South Carolina (1)																				
South Carolina (2)																				
South Carolina (3)																				



## 2021 KENTUCKY SOFTBALL | WEEK 2 | UNCG/CAMPBELL

### 2021 HOME RUN TRACKER

#	Player	Game#	Date	Opp.	Pitcher	On-base	Inning	Outs	Count	Score	Final
1.	Erin Coffel (1)	1	Feb 12	at Samford	Barnett	0...	5	1	2-1	3-0	W, 4-0
2.	Miranda Stoddard (1)	2	Feb 12	at Samford	Gillespie	..2.	1	1	2-2	0-0	W, 15-3
3.	Mallory Peyton (1)	2	Feb 12	at Samford	DeCelles	0...	1	1	0-0	3-0	W, 15-3
4.	Grace Baalman (1)	2	Feb 12	at Samford	DeCelles	.1..	1	2	1-0	4-0	W, 15-3
5.	Kayla Kowalik (1)	2	Feb 12	at Samford	M. Robertson	.1..	1	2	0-2	6-0	W, 15-3
6.	Autumn Humes (1)	3	Feb 13	at Samford	DeCelles	.1..	4	0	2-1	7-8	W, 12-9
7.	Mallory Peyton (2)	3	Feb 13	at Samford	DeCelles	* 0...	5	0	1-2	11-8	W, 12-9

Solo	2-Run	3-Run	Grand Slams	Total Runs from Homers
3	3	1	0	12



# RACHEL LAWSON

## HEAD COACH - 14TH SEASON - ALL-TIME WINNINGEST HEAD COACH AT UK

When Rachel Lawson was named head coach of the University of Kentucky softball team in July 2007 she saw a program poised for success. She knew athletics director Mitch Barnhart and the rest of UK's administration would give her unwavering support, and most importantly she knew the Big Blue Nation would provide the home-field advantage necessary for her team to compete in the Southeastern Conference.

Entering her 14th season as UK's head coach in 2021, Lawson's vision for the UK softball program has become a realization. The winningest head coach in program history has not only lead UK to its first-ever appearance in the Women's College World Series, seven NCAA Super Regionals the last nine seasons, including a program-best 50 wins in 2014, but UK's administration come through on their promise and commitment to softball by providing Lawson with one of the nation's greatest collegiate softball facilities in the \$9.5 million John Cropp Stadium.

She became the first coach in program history to eclipse 400 wins at Kentucky against Utah on Feb. 15 in a 13-2 win over Utah at the inaugural ESPN St. Pete/Clearwater Elite Invitational Presented by Wilson.

In 2014, Lawson guided Kentucky to the Women's College World Series behind 50 wins. The Wildcats also set single-season records in at-bats, runs scored, doubles, home runs, RBI, total bases, walks, fielding percentage, putouts, lowest ERA and strikeouts. UK, which advanced to the program's first SEC Tournament Championship, started the season with a program-best 12 straight wins.

Six of the last seven full seasons, Lawson has led the Wildcats to a national seed in the NCAA Tournament. The school's first-ever national seed was in 2013 - and UK hosted an NCAA Regional for the first time ever. Kentucky, which has made the NCAA Tournament each of the last 11 seasons, is one of just 18 schools nationally to claim that honor.

In 2019, Kentucky had one of its best offensive seasons ever - setting the school record for runs scored, batting average, on-base percentage, slugging and trying the program best with 71 home runs. Abbey Cheek was named the 2019 SEC Player of the Year, becoming the first player under Lawson to win a conference Player of the Year honor. Additionally, UK made its third-straight NCAA Super Regional and swept its way through the Lexington Regional for a third-straight season.

She guided the Wildcats to a run-rule sweep of the 2018 NCAA Lexington Regional, as the Wildcats became just the third team in NCAA history to run rule all three games of a regional. Kentucky beat Illinois-Chicago 10-1 in the opening round, shutout Notre Dame 10-0 in the 1-0 game and then ended the weekend with a 9-1 win over the Fighting Irish to book UK's sixth ticket to the NCAA Super Regionals.

Lawson helped guide Kentucky to its best regular season in program history in 2016, winning 43 games in the regular season, ending with a No. 9 national seed in the NCAA Tournament, a new program best. The Wildcats earned the right to host the NCAA Tournament for the third time in the last four seasons at John Cropp Stadium in Lexington. Lawson was named the 2016 SEC Coach of the Year, and joined Kelsey Nunley (SEC Pitcher of the Year) as the first two Kentucky winners of those awards.

The 2016 team finished with some of the best pitching numbers in program history, setting school records in the circle for lowest team ERA (1.71), lowest opponent batting average (.191), fewest runs allowed (130), fewest earned runs allowed (98), fewest hits allowed (280) and fewest doubles allowed (44)

Lawson has won 524 career games at the head of the dugout and has coached four National Fastpitch Coaches Association All-Americans in the last 10 years. Abbey Cheek became the first unanimous All-American in program history in 2019 after the most prolific offensive season in Kentucky annals. In 2016, senior pitcher Kelsey Nunley became the second All-American in program history (Molly Johnson, 2nd Team), and the first to be named to the First Team. That was followed by Katie Reed in the 2018 season, who was named to the third team.



Now sitting at 524-360 in her 12 seasons at Kentucky, Lawson is the winningest head coach in school history and already has more wins in SEC play than UK had all told as a program when she took over in 2007. UK finished the 2014 season ranked sixth in both national listings for its best final ranking ever. In 2013, Kentucky was ranked in the top 14 of both collegiate softball rankings for the second time in school history with nine wins over ranked teams. In her 12 seasons at Kentucky, Lawson has defeated over 100 ranked foes, including 53 wins vs. top-10 teams and 29 against top-five teams.

Lawson's 2013 squad set the stage for the 2014 run to the Women's College World Series, setting several school records, including a then-program record 41 wins. All told, Lawson has directed the Wildcats to 30 or more victories in 11-straight seasons, which also resonates as a program record. In her 12 years with Kentucky, Lawson has helped UK players earn 50 All-SEC honors and 29 SEC Player of the Week honors.

Lawson's impact on the UK program is obvious, but her ability to develop players sometimes gets overshadowed by her impressive credentials in handling the day-to-day running of a program. Lawson, who serves as the pitching coach for the Wildcats, has guided three different pitchers to throw no-hitters against top-25 teams in just the last seven seasons alone. In all, UK has 17 career no-hitters - all of which have come under Lawson's tenure - including two perfect games.

Kentucky's 2012 season was highlighted by an impressive second-half surge with upsets of 12 ranked opponents, a then Lawson-best fifth place finish in SEC action, a program-record six captured conference series and a senior class who became the first class in school history to tally a .500 record or better in each of their four seasons of play.

In 2011, Lawson directed the Wildcats to their first NCAA Super Regional appearance and finished the season ranked No.12 in the country. The 2011 team earned a 40-16 overall record to set a new single-season standard for wins in a season before Lawson's 2013 team posted 41. UK appeared in the national rankings for a school-record 14 consecutive weeks, defeated 12 top-25 ranked opponents, captured five SEC series and became a national story with a dramatic postseason run which included a seventh-inning rally



# RACHEL LAWSON, CONT.

to knock off the nation's No. 2 team in Michigan in Ann Arbor to advance to Super Regionals.

The 2011 Wildcats shattered 12 single-season UK records, including home runs (65), RBI (275) and batting average (.275). Individually, the Wildcats had a school-record five players earn National Fastpitch Coaches Association All-Region honors in Meagan Aull, Cervantes, Kara Dill, Riley and Megan Yocke. Following the end of the impressive 2011 season, Lawson was rewarded with a five-year contract extension keeping her at the helm of the Wildcat program through 2016. That contract has been extended several times since, including June of 2014, which keeps Lawson in UK blue through the 2020 season.

Lawson became just the third head coach in the history of the Kentucky softball program after spending three seasons at Western Kentucky. She also served as an assistant coach at Maryland from 1996-2002 and was the associate head coach of the Philadelphia Force professional team in 2006.

Lawson tallied a record of 92-84 (.523) during her tenure with the Hilltoppers. In her first season at WKU, she led the Toppers to a spot in the Sun Belt Conference Tournament championship game. Picked to finish last in the preseason poll, WKU tied for second in the conference standings after setting a school record with 12 Sun Belt victories. The Billings, Mont., native led WKU to a 33-24 record in 2005 and reached the 30-win plateau again in 2007.

Lawson and the Hilltoppers battled nine NCAA Regional participants in 2006, including four teams ranked in the top 25, while finishing third in the Sun Belt regular-season play. She guided the squad to wins over perennial powers Long Beach State, South Florida, Mississippi Valley, as well as No. 13 Louisiana-Lafayette and No. 21 Louisville. In fact, then-freshman pitcher Ryan Rogge tossed the school's third no hitter against the Ragin' Cajuns in WKU's 8-0 victory.

The win handed UL its first run-rule defeat in an SBC contest. Three Hilltoppers - Lathrop, Rolfs and Rogge - each earned SBC Player- and Pitcher-of-the-Week honors throughout the season, as Rolfs and outfielder Alana Towns notched all-conference honors.

Lawson was a two-time all-conference player at Massachusetts, where she was part of a program that advanced to the 1992 Women's College World Series, and has seven years experience as an assistant coach at Maryland.

During her four-year career at UMass, Lawson helped the Minutewomen post a combined record of 142-68 (67.6 percent) including a 39-3 (92.9 percent) Atlantic 10 mark. In addition to the 1992 WCWS appearance, she was a part of squads that also advanced to the NCAA Tournament her freshman season, won three A-10 Tournament titles and claimed the league regular-season championship four straight years.

Lawson was honored individually for her accomplishments on and off the field. She was both an All-Conference and All-Atlantic 10 Tournament performer in 1992 and 1994, and was also named to the A-10 Academic all-conference squad following each of her final two seasons.

Lawson joined the Maryland staff in 1996 and helped the Terrapins post six winning seasons in her seven years in College Park. Her responsibilities included recruiting, scheduling, organizing practice and travel, as well as running camps and clinics. In 1999, Lawson and company were selected the National Fastpitch Coaches Association Mid-Atlantic Coaching Staff of the Year after leading the Terrapins to a 51-23 record, their first ACC regular-season title and the championship game of the NCAA Region II Tournament.

During her time at Maryland, Lawson helped eight individuals earn NFCA all-region accolades -- with an All-America honoree in 1999 -- and nine players collected all-conference honors.

A 1994 graduate of Massachusetts with a degree in exercise science, Lawson also earned her master's degree in sports management from UMass in 1998. She is the daughter of Elaine and Gerald Lawson and has 11 siblings.

Before Lawson	Kentucky	During Lawson
11	Seasons	14
1	Winning Seasons	12
242 (.373)	Wins. (Pct.)	455 (.641)
64	SEC Wins	142
11	Wins vs. Top 25	107
0	NCAA Tournaments	11
0	Super Regionals	7
0	WCWS	1
4	All-SEC Honors	50
94	SEC Academic Honor Roll Honorees	171

## LAWSON YEAR-BY-YEAR AS HEAD COACH

Year	Team	Overall Record	Conference Record
2005	Western Kentucky	33-24	11-8
2006	Western Kentucky	29-28	8-7
2007	Western Kentucky	30-32	11-13
2008	Kentucky	17-37	3-25
2009	Kentucky	34-23	13-14
2010	Kentucky	32-27	13-15
2011	Kentucky	40-16	14-9
2012	Kentucky	30-30	15-13
2013	Kentucky	41-21	13-11
2014	Kentucky	50-19	13-11
2015	Kentucky	32-26	5-19
2016	Kentucky	46-14	17-7
2017	Kentucky	39-19	12-12
2018	Kentucky	35-21	8-15
2019	Kentucky	36-24	14-10
2020	Kentucky	20-4	2-1 (COVID-19)
2021	Kentucky	3-0	0-0
<b>Total</b>	<b>17 Seasons</b>	<b>547-364</b>	<b>211-190</b>
	<b>At Kentucky (14 years)</b>	<b>455-279</b>	<b>142-162</b>
	<b>At WKU</b>	<b>92-84</b>	<b>30-31</b>

**2008-Present:** Kentucky, Head Coach  
**2005-07:** Western Kentucky, Head Coach  
**1996-2002:** Assistant Coach, Maryland



# LAWSON VS. ALL OPPONENTS

Team	Total	At UK	At WKU	Team	Total	At UK	At WKU
Akron	1-1	--	1-1	Murray State	4-0	4-0	--
Alabama	8-21	8-20	0-1	New Mexico	1-0	1-0	--
Albany	1-0	1-0	--	New Mexico St.	4-4	1-2	3-2
Arizona	1-0	1-0	--	Nicholls State	1-0	1-0	--
Arizona State	2-5	2-5	--	North Carolina	2-0	2-0	--
Arkansas	17-13	16-13	1-0	N.C. State	3-2	2-1	1-1
Auburn	11-20	11-20	--	North Dakota State	2-0	2-0	--
Austin Peay	10-1	4-0	6-1	Northern Kentucky	3-0	3-0	--
Ball State	1-0	1-0	--	North Florida	2-0	2-0	--
Baylor	0-1	0-1	--	Northern Illinois	2-0	2-0	--
Belmont	4-0	--	4-0	North Texas	9-4	--	9-4
Bethune-Cookman	1-0	1-0	--	Northwestern	1-0	1-0	--
Boise State	1-0	1-0	--	Notre Dame	5-0	5-0	--
Bradley	1-1	1-0	0-1	Ohio	9-1	8-0	1-0
Brigham Young	1-1	1-1	--	Ohio State	3-3	2-3	--
Buffalo	0-1	--	0-1	Oklahoma	1-3	1-3	--
Butler	2-0	2-0	--	Oklahoma State	0-1	0-1	--
California	4-4	4-4	--	Ole Miss	18-9	18-9	--
Cal State Fullerton	3-0	3-0	--	Oregon	4-5	4-5	--
Cal Poly	1-0	1-0	--	Oregon State	2-1	2-1	--
Canisius	1-0	1-0	--	Penn State	2-0	2-0	--
Centenary	1-0	1-0	--	Pacific	1-0	1-0	--
Central Florida	2-2	2-2	--	Pittsburgh	2-2	2-0	--
Central Michigan	1-0	1-0	--	Portland State	0-1	0-1	--
Colorado State	1-1	1-0	0-1	Purdue	2-1	2-0	0-1
Connecticut	2-1	2-1	--	Radford	1-0	1-0	--
Dayton	2-0	2-0	--	Sam Houston State	1-0	1-0	--
DePaul	5-2	5-2	--	Santa Clara	1-0	1-0	--
Detroit Mercy	2-0	2-0	--	San Diego	1-0	1-0	--
Drexel	1-0	1-0	--	San Diego State	6-1	5-1	1-0
Duke	1-0	--	1-0	Samford	4-0	4-0	--
Eastern Illinois	2-0	2-0	--	SE Missouri St.	4-0	2-0	2-0
Eastern Kentucky	15-2	13-0	2-2	South Alabama	2-1	--	2-1
Eastern Michigan	0-1	--	0-1	South Carolina	22-10	22-10	--
Evansville	4-1	3-0	1-1	South Dakota	1-0	1-0	--
Fairfield	1-0	1-0	--	South Florida	3-2	1-0	2-2
Florida	8-20	8-20	--	Southern Illinois	4-0	4-0	--
Florida A&M	4-0	4-0	--	SIUE	2-0	2-0	--
Florida Atlantic	7-3	7-0	0-3	Stanford	1-1	1-1	--
Florida Int.	8-5	2-0	6-5	Stephen F. Austin	2-0	2-0	--
Florida State	2-2	2-2	--	Stetson	2-0	2-0	--
Georgetown	1-0	1-0	--	St. Francis (Pa.)	1-0	1-0	--
Georgia	6-27	6-24	0-3	St. John's	1-0	--	1-0
Georgia State	0-1	0-1	--	St. Louis	1-0	1-0	--
Georgia Southern	4-1	4-1	--	Syracuse	1-0	1-0	--
Georgia Tech	1-2	1-2	--	Tennessee	8-23	8-21	0-2
George Washington	1-0	1-0	--	Tennessee-Chatt.	4-1	3-1	1-0
Harvard	1-0	1-0	--	Tennessee-Martin	2-1	1-0	1-1
Hawaii	1-2	1-2	--	Tennessee State	5-1	--	5-1
Hofstra	1-0	1-0	--	Tennessee Tech	4-0	4-0	--
Houston	1-1	1-1	--	Texas	2-1	2-1	--
Howard	1-0	1-0	--	Texas A&M	8-7	8-7	--
Illinois	4-1	4-1	--	Texas A&M-CC	0-1	0-1	--
Illinois-Chicago	2-0	1-0	--	Texas State	1-0	1-0	--
Illinois State	2-3	1-0	1-3	Texas Tech	1-2	1-2	--
Indiana	8-3	6-2	2-1	Toledo	3-0	3-0	--
Indiana State	0-1	--	0-1	Troy	2-6	--	2-6
Iowa	0-1	0-1	--	UAB	0-2	0-2	--
IPFW	1-0	1-0	--	UC Davis	2-0	2-0	--
IUPUI	2-1	1-0	1-1	UC Riverside	1-0	1-0	--
Jacksonville	2-0	--	2-0	UCLA	3-7	3-7	--
Jacksonville State	2-0	2-0	--	UNC-Wilmington	0-1	--	0-1
James Madison	2-1	2-0	0-1	UNC-Charlotte	0-1	0-1	--
Kansas	2-1	2-1	--	UNLV	1-0	1-0	--
Kent State	5-1	5-1	--	USC Upstate	1-0	1-0	--
Kentucky	2-4	--	2-4	Utah	3-2	3-2	--
Kennesaw State	0-1	0-1	--	Valparaiso	1-0	1-0	--
La.-Lafayette	4-12	1-2	3-10	Virginia	1-1	--	1-1
La.-Monroe	3-0	--	3-0	Virginia Tech	4-3	4-2	0-1
Lehigh	1-0	1-0	--	Wagner Coll.	1-0	--	1-0
Louisiana Tech	2-0	2-0	--	Washington	1-4	1-3	0-1
Liberty	2-0	2-0	--	Western Carolina	1-0	1-0	--
Lipscomb	6-3	2-1	4-2	Western Illinois	1-1	0-1	1-0
Long Beach St.	4-1	3-1	1-0	Western Kentucky	9-1	9-1	--
LIU-Brooklyn	2-0	2-0	--	Western Michigan	4-0	4-0	--
Louisville	10-16	8-13	2-3	Wichita State	1-1	1-1	--
LSU	14-20	14-18	0-2	Winthrop	2-3	1-0	1-3
Loyola Marymount	3-0	2-0	1-0	Wright State	6-0	3-0	3-0
Loyola-Chicago	1-0	1-0	--				
Marshall	9-0	9-0	--	<b>Totals</b>	<b>547-364</b>	<b>455-279</b>	<b>92-84</b>
Maryland	2-1	2-1	--				
Memphis	2-1	2-1	--				
Miami (Ohio)	5-1	5-0	0-1				
Michigan	3-6	3-5	0-1				
Michigan State	1-1	--	1-1				
Middle Tenn. St.	14-3	6-0	8-3				
Minnesota	2-1	2-1	--				
Missouri	8-7	8-7	--				
Mississippi St.	21-10	21-9	0-1				
MS Valley State	3-0	1-0	2-0				
Missouri-Kansas City	1-0	1-0	--				
Morehead State	6-0	6-0	--				



# CAREER RECORDS

## Games Played

1. Leslie Kwiatkowski	254	(1998-2001)
2. Tiffany Kruse	252	(1998-2001)
3. Griffin Joiner	249	(2012-2015)
Christian Stokes	249	(2013-2016)
5. Sylver Samuel	244	(2013-2016)
6. Nikki Sagermann	242	(2013-2016)
7. Andy Eilertson	239	(1999-2002)
8. Lauren Cumbess	236	(2011-2014)
Maisie Steed	236	(2013-2016)
10. Emily Jolly	235	(2011-2014)

## HITTING

### Hits

1. Leslie Kwiatkowski	285	(1998-2001)
2. Nikki Jones	268	(2000-2003)
3. Molly Johnson	264	(2007-2010)
4. Katie Reed	256	(2016-2019)
5. Lyndsey Angus	239	(2000-2003)
6. Abbey Cheek	228	(2016-2019)
7. Tiffany Kruse	224	(1998-2001)
Natalie Smith	224	(2007-2010)
9. Griffin Joiner	212	(2012-2015)
10. Meagan Aull	211	(2008-2011)

### Runs Batted In

1. Abbey Cheek	202	(2016-2019)
2. Alex Martens	181	(2017-2020)
3. Brittany Cervantes	161	(2009-2012)
4. Griffin Joiner	143	(2012-2015)
5. Leslie Kwiatkowski	137	(1998-2001)
6. Molly Johnson	135	(2007-2010)
7. Jenny Schaper	122	(2016-2019)
8. Nikki Sagermann	121	(2013-2016)
9. Katie Reed	118	(2016-2019)
Lauren Cumbess	118	(2011-2014)
Tiffany Kruse	118	(1998-2001)

### Batting Average (min. 200 at bats)

1. Molly Johnson	.389	(2007-2010)
2. Nikki Jones	.365	(2000-2003)
3. Lyndsey Angus	.360	(2000-2003)
4. Leslie Kwiatkowski	.351	(1998-2001)
5. Katie Reed	.345	(2016-2019)
Abbey Cheek	.345	(2016-2019)
7. Alex Martens	.323	(2017-2020)
8. Kara Dill	.330	(2010-2013)
9. Natalie Smith	.329	(2007-2010)
10. Abbey Cheek	.324	(2016-Pres.)

### Doubles

1. Molly Johnson	56	(2007-2010)
2. Leslie Kwiatkowski	47	(1998-2001)
3. Lyndsey Angus	44	(2000-2003)
4. Brittany Cervantes	42	(2009-2012)
Tiffany Kruse	42	(1998-2001)
Griffin Joiner	42	(2012-2015)
7. Katie Reed	41	(2016-2019)
Alex Martens	41	(2017-2020)
9. Angie Del Pozzo	38	(1999-2002)
10. Lauren Cumbess	37	(2011-2014)

### Triples

1. Leslie Kwiatkowski	20	(1998-2001)
2. Tiffany Kruse	18	(1998-2001)

3. Kayla Kowalik	15	(2019-Pres.)
4. Nikki Jones	12	(2000-2003)
5. Meghan Cooper	10	(2002-2006)
Angie Del Pozzo	10	(1999-2002)
Molly Johnson	10	(2007-2010)
Megan Yocke	10	(2008-2011)
9. Kara Dill	9	(2010-2013)
Jessica Nance	9	(2002-2005)
Natalie Smith	9	(2007-2010)

### Walks

1. Griffin Joiner	131	(2012-2015)
2. Megan Yocke	122	(2008-2011)
Nikki Sagermann	122	(2013-2016)
4. Brittany Cervantes	118	(2009-2012)
5. Abbey Cheek	116	(2016-2019)
6. Lyndsey Angus	98	(2000-2003)
7. Destinee Mordecai	89	(2007-2010)
8. Maisie Steed	84	(2013-2016)
9. Brooke Marnitz	77	(2004-2007)
10. Alex Martens	75	(2017-2020)

### At-Bats

1. Leslie Kwiatkowski	811	(1998-2001)
2. Tiffany Kruse	764	(1998-2001)
3. Katie Reed	741	(2016-2019)
4. Nikki Jones	734	(2000-2003)
5. Griffin Joiner	700	(2012-2015)
6. Meagan Aull	691	(2008-2011)
7. Natalie Smith	681	(2007-2010)
8. Molly Johnson	678	(2007-2010)
9. Christian Stokes	676	(2013-2016)
10. Angie Del Pozzo	664	(1999-2002)
Andy Eilertson	664	(1999-2002)

### Runs Scored

1. Abbey Cheek	173	(2016-2019)
2. Molly Johnson	161	(2007-2010)
3. Katie Reed	148	(2016-2019)
4. Leslie Kwiatkowski	145	(1998-2001)
5. Brittany Cervantes	139	(2009-2012)
6. Nikki Jones	138	(2000-2003)
7. Lyndsey Angus	136	(2000-2003)
Megan Yocke	136	(2008-2011)
9. Christian Stokes	125	(2013-2016)
10. Kara Dill	119	(2010-2013)
Sylver Samuel	119	(2013-2016)

### Home Runs

1. Abbey Cheek	61	(2016-2019)
2. Brittany Cervantes	48	(2009-2012)
3. Griffin Joiner	35	(2012-2015)
Molly Johnson	35	(2007-2010)
5. Nikki Sagermann	34	(2013-2016)
Alex Martens	34	(2017-2020)
7. Brooke Marnitz	31	(2004-2007)
8. Katie Campbell	30	(2004-2007)
9. Jenny Schaper	28	(2016-2019)
10. Christian Stokes	27	(2013-2016)

### Slugging Pct. (min. 200 at bats)

1. Abbey Cheek	.678	(2016-2019)
2. Molly Johnson	.656	(2007-2010)
3. Alex Martens	.583	(2017-2020)
4. Brittany Cervantes	.577	(2009-2012)

5. Brooke Marnitz	.575	(2004-2007)
6. Nikki Sagermann	.523	(2013-Pres.)
7. Griffin Joiner	.519	(2012-2015)
8. Leslie Kwiatkowski	.518	(1998-2001)
Megan Yocke	.518	(2008-2011)
10. Lyndsey Angus	.510	(2000-2003)

### Total Bases

1. Abbey Cheek	454	(2016-2019)
2. Molly Johnson	445	(2007-2010)
3. Leslie Kwiatkowski	420	(1998-2001)
4. Brittany Cervantes	370	(2009-2012)
5. Katie Reed	367	(2016-2019)
6. Griffin Joiner	363	(2012-2015)
7. Alex Martens	341	(2017-2020)
8. Lyndsey Angus	338	(2000-2003)
9. Tiffany Kruse	323	(1998-2001)
10. Megan Yocke	322	(2008-2011)

### Stolen Bases

1. Sylver Samuel	84	(2013-2016)
2. Leslie Kwiatkowski	82	(1998-2001)
3. Meagan Aull	71	(2008-2011)
4. Beth Fogel	70	(1999-2002)
5. Molly Johnson	66	(2007-2010)
6. Jessica Nance	64	(2002-2005)
7. Kara Dill	57	(2010-2013)
Katie Reed	57	(2016-2019)
9. Bailey Vick	45	(2017-2020)
10. Erin Rethlake	38	(2015-2018)

## FIELDING

### Fielding Pct. (min. 100 chances)

1. Jenny Schaper	.992	(2016-2019)
Griffin Joiner	.992	(2012-2015)
Megan Yocke	.992	(2008-2011)
4. Lauren Cumbess	.985	(2011-2014)
Jamie Dardis	.985	(2000-2002)
6. Maisie Steed	.984	(2013-2016)
7. Sam. DeMartine	.983	(2008-2011)
8. Lorie Horner	.982	(1997-2098)





# CAREER RECORDS

Katie Campbell	.982	(2004-2007)
10. Alli Eckman	.981	(2005-2007)

## Putouts

1. Griffin Joiner	1,557	(2012-2015)
2. Jenny Schaper	1,260	(2016-2019)
3. Megan Yocke	1,203	(2008-2011)
4. Megan Glenn	1,117	(2003-2006)
5. Maisie Steed	1,051	(2013-2016)
6. Sam. DeMartine	1,041	(2008-2011)
7. Andy Eilertson	1,038	(1999-2002)
8. Lauren Cumbess	931	(2011-2014)
9. Katie Campbell	664	(2004-2007)
10. Lyndsey Angus	662	(2000-2003)

## Assists

1. Angie Del Pozzo	552	(1999-2002)
2. Katie Reed	532	(2016-2019)
3. Christian Stokes	517	(2013-2016)
4. Molly Johnson	510	(2007-2010)
5. Abbey Cheek	486	(2016-2019)
6. Rachel Friberg	475	(2001-2004)
7. Meghan Cooper	452	(2002-2006)
8. Nikki Sagermann	450	(2013-2016)
9. Nikki Jones	416	(2000-2003)
10. Brittany Cervantes	374	(2009-2012)

## PITCHING

### Appearances

1. Kelsey Nunley	171	(2013-2016)
2. Keary Camunas	158	(1997-2000)
3. Chanda Bell	143	(2009-2012)
4. Amy Kendall	133	(2003-2006)
5. Meagan Prince	122	(2013-2017)
6. Jennifer Howland	105	(1999-2002)
7. Rachel Riley	97	(2009-2012)
8. Amber Matousek	90	(2007-2010)
9. Morgan Marr	80	(2000-2002)
10. Meghan Cooper	75	(2002-2006)

## Innings Pitched

1. Kelsey Nunley	943.1	(2013-2016)
2. Keary Camunas	897.2	(1997-2000)
3. Chanda Bell	724.0	(2009-2012)
4. Amy Kendall	586.0	(2003-2006)
5. Meagan Prince	525.1	(2014-2017)
6. Rachel Riley	477.1	(2009-2012)
7. Jennifer Howland	476.2	(1999-2002)
8. Amber Matousek	442.0	(2007-2010)
9. Morgan Marr	371.0	(2000-2002)
10. Meghan Cooper	340.2	(2002-2006)

## Games Started

1. Keary Camunas	137	(1997-2000)
2. Kelsey Nunley	117	(2013-2016)
3. Chanda Bell	105	(2009-2012)
4. Amy Kendall	84	(2003-2006)
5. Amber Matousek	77	(2007-2010)
6. Jennifer Howland	74	(1999-2002)
7. Meagan Prince	73	(2014-2017)
8. Morgan Marr	61	(2000-2002)
9. Lauren Cumbess	57	(2011-2014)
Rachel Riley	57	(2009-2012)

## ERA (min. 100 IP)

1. Kelsey Nunley	1.96	(2013-2016)
2. Meagan Prince	2.37	(2014-2017)
3. Keary Camunas	2.49	(1997-2000)
4. Chanda Bell	2.55	(2009-2012)
5. Rachel Riley	2.68	(2009-2012)
6. Shannon Smith	2.75	(2014-2016)
7. <b>Grace Baalman</b>	<b>2.80</b>	<b>(2018-Pres.)</b>
8. Lauren Cumbess	2.83	(2011-2014)
9. Jessica Trueblood	2.99	(2006)
10. Gretchen Prugh	3.03	(2004)

## Opponent Batting Avg. (min. 250 batters faced)

1. Chanda Bell	.200	(2009-2012)
2. Shannon Smith	.202	(2014-2017)

3. Kelsey Nunley	.211	(2013-2016)
4. Lauren Cumbess	.215	(2011-2014)
5. Meagan Prince	.231	(2014-2017)
6. Gretchen Prugh	.238	(2004)
7. Keary Camunas	.247	(1997-2000)
<b>Grace Baalman</b>	<b>.247</b>	<b>(2018-Pres.)</b>
9. Rachel Riley	.255	(2009-2012)

## Strikeouts

1. Chanda Bell	910	(2009-2012)
2. Kelsey Nunley	809	(2013-2016)
3. Keary Camunas	550	(1997-2000)
4. Meagan Prince	446	(2014-2017)
5. Amy Kendall	302	(2003-2006)
6. Rachel Riley	259	(2009-2012)
7. Lauren Cumbess	257	(2011-2014)
8. Amber Matousek	252	(2007-2010)
9. <b>Grace Baalman</b>	<b>231</b>	<b>(2018-Pres.)</b>
10. Shannon Smith	207	(2014-2017)
11. <b>Autumn Humes</b>	<b>177</b>	<b>(2018-Pres.)</b>

## Wins


1. Kelsey Nunley	92	(2013-2016)
2. Chanda Bell	68	(2009-2012)
3. Meagan Prince	63	(2014-2017)
4. Keary Camunas	54	(1997-2000)
5. Rachel Riley	40	(2009-2012)
6. Amy Kendall	31	(2003-2006)
7. Lauren Cumbess	29	(2011-2014)
Morgan Marr	29	(2000-2002)
9. Amber Matousek	28	(2007-2010)
10. Jennifer Howland	27	(1999-2002)
<b>Grace Baalman</b>	<b>27</b>	<b>(2018-Pres.)</b>

## Saves

1. Kelsey Nunley	9	(2013-2016)
Meagan Prince	9	(2014-2017)
3. Chanda Bell	6	(2009-2012)
4. Keary Camunas	5	(1997-2000)



Chanda Bell



Lauren Cumbess



Rachel Riley



# SINGLE SEASON RECORDS

## Games Played

1. Joiner/Stokes/Sagermann/Samuel	69	(2014)
2. Lauren Cumbess	67	(2014)
Tiffany Kruse	67	(1999)
Leslie Kwiatkowski	67	(1999)
3. Jennifer Howland	66	(1999)
4. Andy Eilertson	65	(2000)
Nikki Jones	65	(2000)
Tiffany Kruse	65	(2000)
5. Leslie Kwiatkowski	64	(2000)

Leslie Kwiatkowski	201	(2000)
Lauren Cumbess	201	(2013)
10. Tiffany Kruse	199	(2000)

Leslie Kwiatkowski	6	(1998)
5. Kara Dill	5	(2012)
Nikki Jones	5	(2003)
Tiffany Kruse	5	(1999)
Megan Yocke	5	(2009)
Kayla Kowalik	5	(2019)

## Hits

1. Molly Johnson	81	(2009)
2. Leslie Kwiatkowski	80	(2000)
3. Leslie Kwiatkowski	77	(1999)
4. Tiffany Kruse	72	(1999)
5. Katie Reed	71	(2017)
Kara Dill	71	(2012)
Nikki Jones	71	(2003)
Leslie Kwiatkowski	71	(1998)
8. Molly Johnson	69	(2010)
Katie Reed	69	(2019)

## Home Runs

1. Brooke Marnitz	21	(2007)
2. Abbey Cheek	20	(2019)
3. Abbey Cheek	18	(2018)
4. Brittany Cervantes	15	(2011)
5. Nikki Sagermann	13	(2014)
Brittany Cervantes	13	(2012)
Molly Johnson	13	(2010)
Lauren Cumbess	13	(2013)
Alex Martens	13	(2019)
Mallory Peyton	13	(2019)
6. Abbey Cheek	12	(2017)
Katie Campbell	12	(2007)
Amber Janneck	12	(2004)
Jenny Schaper	12	(2019)
7. Alex Martens	11	(2020)**
Griffin Joiner	11	(2015)
Megan Yocke	11	(2011)
10. Griffin Joiner	10	(2013, 2014)
Lauren Cumbess	10	(2014)
Meagan Aull	10	(2011)
Brittany Cervantes	10	(2010)
Brittany Cervantes	10	(2009)
Samantha DeMartine	10	(2011)
Abbey Cheek	10	(2016)

## HITTING

### Batting Average

1. Bailey Vick	.571	(2020)**
2. Alex Martens	.507	(2020)**
3. Nikki Jones	.442	(2002)
4. Molly Johnson	.433	(2009)
5. Abbey Cheek	.428	(2019)
6. Rylea Smith	.420	(2020)**
7. Molly Johnson	.401	(2008)
8. Brooke Marnitz	.399	(2007)
9. Leslie Kwiatkowski	.398	(2000)
10. Nikki Jones	.388	(2003)
11. Lyndsey Angus	.384	(2003)
12. Mallory Peyton	.379	(2020)**
13. Kara Dill	.377	(2011)
14. Molly Johnson	.375	(2010)

## Doubles

1. Molly Johnson	20	(2008)
2. Tiffany Kruse	16	(2000)
Leslie Kwiatkowski	16	(2001)
Katie Reed	16	(2019)
4. Brittany Cervantes	15	(2012)
5. Griffin Joiner	14	(2013)
Molly Johnson	14	(2009)
Lauren Johnson	14	(2019)
8. Christian Stokes	13	(2014)
Lyndsey Angus	13	(2002)
Alex Martens	13	(2017)
Jenny Schaper	13	(2019)
Abbey Cheek	13	(2019)

## Triples

1. Kayla Kowalik	8	(2020)**
2. Tiffany Kruse	7	(2000)
3. Angie Del Pozzo	6	(2001)
Leslie Kwiatkowski	6	(2000)

## At-Bats

1. Nikki Jones	212	(2000)
2. Tiffany Kruse	208	(1999)
3. Leslie Kwiatkowski	207	(1999)
4. Leslie Kwiatkowski	206	(1998)
5. Lauren Cumbess	203	(2014)
6. Kara Dill	202	(2012)
7. Jennifer Howland	201	(1999)

## Runs Batted In

1. Alex Martens	66	(2019)
2. Brooke Marnitz	61	(2007)
3. Abbey Cheek	56	(2018)
4. Abbey Cheek	53	(2019)
5. Brittany Cervantes	52	(2011)
Abbey Cheek	52	(2016)
7. Leslie Kwiatkowski	50	(2000)
8. Nikki Sagermann	49	(2014)
9. Alex Martens	47	(2020)**
10. Katie Reed	43	(2019)
Griffin Joiner	43	(2015)
Leslie Kwiatkowski	43	(1999)
Lauren Cumbess	43	(2013)

## Runs Scored

1. Brittany Cervantes	55	(2011)
2. Abbey Cheek	54	(2019)
3. Molly Johnson	53	(2009)
4. Kayla Kowalik	49	(2019)
5. Molly Johnson	48	(2010)
6. Megan Yocke	47	(2011)
7. Katie Reed	45	(2018)
8. Kara Dill	44	(2011)
9. Leslie Kwiatkowski	43	(2000)
Katie Reed	43	(2019)
10. Brooke Marnitz	42	(2007)
Abbey Cheek	42	(2016)



**Abbey Cheek**



# SINGLE SEASON RECORDS

## Total Bases

1. Abbey Cheek	138	(2019)
2. Brooke Marnitz	137	(2007)
3. Molly Johnson	130	(2009)
4. Molly Johnson	125	(2010)
5. Leslie Kwiatkowski	117	(1999)
6. Lauren Cumbess	116	2013)
7. Leslie Kwiatkowski	115	(2000)
Abbey Cheek	115	(2018)
8. Meagan Aull	112	(2011)
9. Angie Dal Pozzo	110	(2001)
10. Jenny Schaper	108	(2019)
Lauren Cumbess	108	(2014)
Brittany Cervantes	108	(2012)

## On-Base Pct.

1. Bailey Vick	.630	(2020)**
2. Abbey Cheek	.602	(2019)
3. Alex Martens	.589	(2020)**
4. Mallory Peyton	.517	(2020)**
5. Molly Johnson	.498	(2009)
6. Brittany Cervantes	.490	(2011)
7. Megan Yocke	.483	(2011)
8. Lyndsey Angus	.478	(2003)
9. Molly Johnson	.472	(2008)
10. Nikki Jones	.466	(2002)
11. Brooke Marnitz	.454	(2007)
12. Griffin Joiner	.451	(2014)
13. Molly Johnson	.450	(2010)

## Slugging Pct.

1. Alex Martens	.987	(2020)**
2. Mallory Peyton	.970	(2020)**
3. Abbey Cheek	.908	(2019)
4. Brooke Marnitz	.895	(2007)
5. Abbey Cheek	.701	(2018)
6. Molly Johnson	.695	(2009)
7. Molly Johnson	.679	(2010)
8. Brittany Cervantes	.677	(2011)
9. Molly Johnson	.669	(2008)
10. Katie Campbell	.640	(2007)
11. Becky Bishop	.632	(2007)
12. Brittany Cervantes	.615	(2012)

## Sacrifice Hits

1. Beth Fogle	13	(2001)
Megan Yocke	13	(2009)
3. Lorie Melchi	12	(2003)
Megan Yocke	12	(2010)
Katie Reed	12	(2018)
5. Sarah Rainwater	11	(2017)
Sylver Samuel	11	(2013, 2014)
Michelle Bucci	11	(1997)
Beth Fogle	11	(2000)
Jennifer Howland	11	(1999)
Stephanie Thompson	11	(1998)
Megan Yocke	11	(2008)

## Sacrifice Flies

1. Alice O'Brien	5	2013)
------------------	---	-------

2. Nikki Sagermann	4	(2014)
Lyndsey Angus	4	(2000)
Rachel Friberg	4	(2002)
Brooke Marnitz	4	(2004)
7. Breanne Ray	3	(2017)
Lauren Cumbess	3	(2014)
Meagan Aull	3	(2011)
Meagan Aull	3	(2009)
Meghan Cooper	3	(2004)
Angie Dal Pozzo	3	(2002)
Andy Eilertson	3	(2000)
Lorie Horner	3	(1997)
Brooke Marnitz	3	(2007)
Abbey Cheek	3	(2016)
Katie Reed	3	(2016)
Abbey Cheek	3	(2018)

## Stolen Bases

1. Beth Fogle	34	(1999)
2. Leslie Kwiatkowski	28	(2000)
3. Meagan Aull	26	(2009)
4. Molly Johnson	24	(2009)
5. Sylver Samuel	23	(2016)
6. Leslie Kwiatkowski	22	(1999)
7. Sylver Samuel	21	(2013)
Kara Dill	21	(2012)
Jessica Nance	21	(2004)
10. Sylver Samuel	20	(2014, 2015)
Kara Dill	20	(2011)
Molly Johnson	20	(2010)

## Walks

1. Abbey Cheek	64	(2019)
2. Brittany Cervantes	48	(2011)
3. Griffin Joiner	47	(2014)
Megan Yocke	47	(2011)
5. Griffin Joiner	36	(2015)
6. Nikki Sagermann	35	(2016)
7. Maisie Steed	34	2013)
8. Brittany Cervantes	33	(2012)
9. Griffin Joiner	32	(2015)
10. Brooke Marnitz	31	(2006)

## Hit by Pitch

1. Meghan Cooper	16	(2006)
2. Ansley Smith	15	(2014)
3. Emily Gaines	13	(2014)
Mallory Peyton	13	(2019)
5. Griffin Joiner	12	(2012)
6. Molly Johnson	10	(2008)
Molly Johnson	10	(2009)
Molly Johnson	10	(2010)
Mallory Peyton	10	(2020)**
9. Ansley Smith	9	(2015)
Meagan Aull	9	(2009)
Samantha DeMartine	9	(2011)
Amber Janneck	9	(2005)
Leslie Kwiatkowski	9	(2001)

## FIELDING

### Putouts

1. Griffin Joiner	442	(2014)
2. Jenny Schaper	399	(2016)
3. Griffin Joiner	390	(2012)
4. Jamie Dardis	382	(2000)
Griffin Joiner	382	(2015)
6. Megan Yocke	369	(2010)
7. Megan Glenn	366	(2006)
8. Samantha DeMartine	363	(2009)

## Assists

1. Christian Stokes	167	(2014)
Angie Dal Pozzo	167	(2001)
3. Katie Reed	158	(2018)
4. Abbey Cheek	155	(2018)
5. Abbey Cheek	152	(2017)
6. Lindsay Houser	148	(1998)
7. Angie Dal Pozzo	143	(1999)
Molly Johnson	143	(2009)
9. Nikki Sagermann	141	(2014)
Katie Reed	141	(2017)

## Fielding Pct.

1. Griffin Joiner	1.000	(2015)
Emily Jolly	1.000	(2014)
Maisie Steed	1.000	(2014)
Meagan Aull	1.000	(2009)
Michelle Bucci	1.000	(1999)
Beth Fogle	1.000	(2002)
Jennifer Howland	1.000	(2001)
7. Griffin Joiner	.998	(2014)
8. Megan Yocke	.997	(2011)
Megan Yocke	.997	(2009)
Jenny Schaper	.997	(2017)

## PITCHING

### ERA (min. 10 appearances)

1. Kelsey Nunley	1.27	(2016)
2. Keary Camunas	1.68	(2000)
3. Meagan Prince	1.85	(2016)
4. Kelsey Nunley	1.88	(2014)
5. Erin Rethlake	1.95	(2017)
6. Lauren Cumbess	1.99	(2011)
7. Meagan Prince	1.82	(2017)
8. Lauren Cumbess	2.07	(2014)
9. Kelsey Nunley	2.14	(2013)
10. Chanda Bell	2.24	(2011)

### Win-loss pct. (min. 10 appearances)

1. Shannon Smith	1.000 (3-0)	(2016)
2. Ellen Weaver	.857 (6-1)	(2011)
3. Kelsey Nunley	.777 (21-6)	(2016)
Meagan Prince	.777 (21-6)	(2016)
5. Lauren Cumbess	.750 (6-2)	(2011)
6. Lauren Cumbess	.731 (30-11)	(2014)
7. Kelsey Nunley	.731 (30-11)	(2014)
8. Rachel Riley	.722 (13-5)	(2011)
9. Kelsey Nunley	.711 (27-11)	(2013)
10. Meagan Prince	.700 (21-9)	(2017)

## Wins

1. Kelsey Nunley	30	(2014)
2. Kelsey Nunley	27	(2013)
3. Meagan Prince	21	(2017)

# SINGLE SEASON RECORDS

Kelsey Nunley	21	(2016)
Meagan Prince	21	(2016)
Chanda Bell	19	(2009)
Keary Camunas	19	(2000)
8. Chanda Bell	18	(2010)
9. Morgan Marr	17	(2001)
10. Chanda Bell	16	(2012)

## Saves

1. Meagan Prince	5	(2017)
Kelsey Nunley	5	(2015)
3. Chanda Bell	4	(2012)
Keary Camunas	4	(1999)
Jessica Trueblood	4	(2006)
5. Kelsey Nunley	2	(2013)
Meghan Cooper	2	(2002)
Jennifer Young	2	(2007)
Meagan Prince	2	(2016)
Autumn Humes	2	(2019)

## Innings Pitched

1. Kelsey Nunley	282.1	(2014)
2. Kelsey Nunley	268.2	(2013)
3. Keary Camunas	251.1	(1998)
4. Amy Kendall	229.0	(2003)
5. Keary Camunas	226.2	(1999)
6. Keary Camunas	225.2	(2000)
7. Chanda Bell	219.1	(2010)
8. Kelsey Nunley	211.0	(2015)
9. Morgan Marr	195.2	(2001)
10. Keary Camunas	194.0	(1997)

## Appearances

1. Samantha Allen	49	(2005)
2. Kelsey Nunley	47	2013)
3. Kelsey Nunley	45	(2014)
4. Keary Camunas	43	(1999)
5. Kelsey Nunley	42	(2015)
6. Keary Camunas	41	(2000)
Meagan Prince	41	(2017)
8. Keary Camunas	40	(1998)
Amy Kendall	40	(2003)
10. Chanda Bell	39	(2012)

## Games Started

1. Keary Camunas	37	(1998)
2. Kelsey Nunley	36	(2014)
Keary Camunas	36	(2000)
4. Chanda Bell	34	(2010)
Keary Camunas	34	(1999)
6. Amy Kendall	32	(2003)
7. Morgan Marr	31	(2001)
8. Kelsey Nunley	30	(2015)
Keary Camunas	30	(1997)
10. Samantha Allen	29	(2005)
Amber Matousek	29	(2008)

## Complete Games

1. Keary Camunas	33	(1998)
2. Kelsey Nunley	31	(2014)
3. Amy Kendall	29	(2003)
Keary Camunas	28	(2000)
5. Chanda Bell	26	(2010)

Keary Camunas	26	(1999)
Amber Matousek	26	(2008)
8. Jessica Trueblood	25	(2006)
Kelsey Nunley	25	(2013)
10. Keary Camunas	23	(1997)
Morgan Marr	23	(2001)

## Shutouts

1. Keary Camunas	9	(2000)
2. Kelsey Nunley	7	(2014)
Kelsey Nunley	7	(2016)
Chanda Bell	7	(2011)
4. Keary Camunas	6	(1998)
5. Rachel Riley	5	(2010)
Meagan Prince	5	(2016)
6. Kelsey Nunley	4	(2015)
Chanda Bell	4	(2010)
Keary Camunas	4	(1999)
Jennifer Howland	4	(2000)
Rachel Riley	4	(2011)
Grace Baalman	4	(2019)

## Strikeouts

1. Chanda Bell	288	(2010)
2. Kelsey Nunley	219	(2014)
3. Chanda Bell	216	(2009)
4. Chanda Bell	205	(2011)
5. Kelsey Nunley	203	(2016)
6. Chanda Bell	201	(2012)
7. Kelsey Nunley	194	(2015)
8. Kelsey Nunley	193	(2013)
9. Meagan Prince	175	(2017)
10. Keary Camunas	164	(1999)

## Opponent Batting Avg. (min. 200 at-bats)

1. Chanda Bell	.175	(2011)
2. Kelsey Nunley	.178	(2016)
3. Lauren Cumbess	.193	(2012)
4. Erin Rethlake	.197	(2017)
5. Chanda Bell	.200	(2010)

\*\* = 24-game season due to COVID-19



**Keary Camunas**



**Jessica Trueblood**





# SINGLE GAME RECORDS

## HITTING

### At-bats

6	Christian Stokes	vs. South Carolina	4/18/15
	Lauren Cumbess	at Ole Miss	4/13/14
	Kara Dill	at USC Upstate	2/24/13
	Nikki Jones	vs. Arkansas	4/27/03
	Jackie Haynes	vs. Middle Tennessee State	4/1/97
	Michelle Buccia	vs. Middle Tennessee State	4/1/97
	Jacki Haynes	vs. Mississippi State	4/11/97

### Runs Scored

4	Rylea Smith	vs. Marshall	3/12/20
	Rylea Smith	vs. Detroit	2/29/20
	Bailey Vick	vs. Detroit	2/29/20
	Abbey Cheek	at Arkansas	3/30/19
	Griffin Joiner	vs. UNC	3/12/13
	Lyndsey Angus	vs. Belmont	2/23/02
	Angie Dal Pozzo	vs. Akron	3/9/01
	Beth Fogle	vs. Tennessee Tech	2/18/00
	Molly Johnson	vs. Ohio State	4/16/08
	Megan Yocke	vs. Indiana	4/1/08

### Hits

5	Bailey Vick	vs. Georgia Tech	2/21/20
	Christian Stokes	vs. Long Beach State	2/19/15
	Beth Fogle	vs. Morehead State	3/5/02

### RBI

6	Alex Martens	vs. Texas A&M	3/7/20
	Katie Reed	vs. Mississippi State	3/15/19
	Nikki Sagermann	at Alabama	5/5/13
	Griffin Joiner	vs. UNC	3/12/13
	Leslie Kwiatkowski	vs. Eastern Kentucky	3/1/00
	Brooke Marnitz	vs. Southern Miss.	2/10/07
	Rachel Riley	at Austin Peay	4/6/11

### Doubles

3	Christian Stokes	vs. South Carolina	4/18/15
	Molly Johnson	vs. Indiana	4/1/08
	Emily Jolly	vs. DePaul	2/12/11

### Triples

3	Meghan Cooper	vs. Kent State	2/17/06
---	---------------	----------------	---------

### Home Runs

2 (42 times)	Last: Alex Martens	vs. Texas A&M	3/7/20
--------------	--------------------	---------------	--------

### Total Bases

10	Griffin Joiner	vs. UNC	3/12/13
	Brooke Marnitz	vs. Indiana State	2/25/06
	Angie Dal Pozzo	vs. Akron	3/9/01

### Walks

4 (4 times)	Last: Abbey Cheek	at Alabama	4/28/19
-------------	-------------------	------------	---------

### Strikeouts

4 (8 times)	Last: Emily Gaines	vs. DePaul	5/18/14
-------------	--------------------	------------	---------

### Sacrifice Hits

2 (45 times)	Last: Bailey Vick	vs. Liberty	2/7/20
--------------	-------------------	-------------	--------

### Sacrifice Flies

2	Abbey Cheek	at Georgia	3/18/17
---	-------------	------------	---------

### Stolen Bases

4	Bailey Vick	vs. Bradley	2/24/18
	Erin Rethlake	vs. Drexel	3/10/17
	Meagan Aull	vs. Kent State	3/24/09

### Hit By Pitch

3	Ashley Dimkich	vs. Youngstown State	3/4/06
---	----------------	----------------------	--------

## FIELDING

### Putouts

21	Megan Yocke	vs. Tennessee Tech	4/16/11
----	-------------	--------------------	---------

### Assists

9	Amber Janneck	vs. Eastern Kentucky	4/6/05
	Amber Janneck	vs. Western Kentucky	4/13/05
	Molly Johnson	vs. Florida	4/11/09
	Angie Dal Pozzo	vs. Louisville	4/18/01

### Errors

4	Brooke Marnitz	vs. Alabama	3/21/04
	Nikki Jones	vs. Morehead State	3/5/02
	Angie Dal Pozzo	vs. Texas-San Antonio	2/10/01
	Meredith Seales	vs. UNC Greensboro	2/22/97

### Passed Balls

4	Alli Eckman	vs. Ole Miss	3/12/05
---	-------------	--------------	---------

## PITCHING

### Innings Pitched

11.1	Autumn Humes	at Auburn	3/24/18
------	--------------	-----------	---------

### Fewest Hits Allowed

0	18 Times	Last: Autumn Humes	vs. North Dakota State	2/17/18
---	----------	--------------------	------------------------	---------

### Perfect Game

	Chanda Bell	at Austin Peay (Game 1)	4/6/11
	Rachel Riley	at Austin Peay (Game 2)	4/6/11

### Runs Allowed

16	Lorie Horner	vs. Alabama	3/21/98
	Jennifer Young	vs. Indiana	4/1/08

### Earned Runs Allowed

13	Amber Matousek	vs. Alabama	3/22/08
	Amber Matousek	vs. LSU	4/9/08

### Walks Allowed

9	Jennifer Young	vs. Indiana	4/1/08
---	----------------	-------------	--------

### Strikeouts

16	Chanda Bell	vs. Colorado State	2/25/11
16	Chanda Bell	vs. Tennessee Tech	4/16/11

### Hits Allowed

18	Lorie Horner	vs. Alabama	3/21/98
18	Rachel Riley	at Georgia	4/10/11

### Doubles Allowed

8	Jennifer Howland	vs. Akron	3/9/01
---	------------------	-----------	--------

### Triples Allowed

2	Samantha Allen	vs. Cal-Poly	2/12/05
	Jennifer Howland	vs. Georgia	3/7/01
	Lorie Horner	vs. Missouri	2/15/97

### Home Runs Allowed

6	Amber Matousek	vs. Alabama	3/22/08
8	Kelsey Nunley	vs. Miss. State	5/7/14





# TEAM RECORDS

## TEAM RECORDS-GAME

### Hitting

At Bats: .....	43	..... at Ole Miss .....	4/13/14
Runs Scored:.....	22	..... vs. Detroit.....	2/29/20
Hits: .....	19	..... vs. Florida International .....	2/28/20
Doubles: .....	6	..... twice, last at Miami (OH) .....	3/17/09
Triples: .....	4	..... vs. Louisville .....	4/10/02
Home Runs: .....	6	..... at Tennessee .....	4/27/18
RBI: .....	18	..... 2x, Last: vs. Detroit.....	2/29/20
Total Bases:.....	36	..... vs. Florida International .....	2/28/20
Walks:.....	13	..... vs. Indiana .....	3/2/08
Strikeouts: .....	18	..... vs. WKU .....	4/23/15
Stolen Bases: .....	8	..... Samford/Bradley ..	3/20/99   2/23/18

### Fielding

Putouts:.....	33	..... 5x, last vs. South Carolina .....	4/18/15
Assists:.....	25	..... at South Carolina .....	5/2/09
Errors:.....	7	..... vs. Texas-San Antonio.....	2/10/01
Double Plays:.....	3	..... seven times, last vs. SIU .....	2/13/15

### Pitching

Innings Pitched:.....	13.0	..... at Alabama .....	4/28/19
Runs Allowed:.....	18	..... vs. Florida .....	3/17/01
Earned Runs Allowed:....	17	..... 2x, last vs. Georgia .....	3/28/10
Hits Allowed: .....	19	..... vs. Arkansas .....	3/31/07
Fewest Hits Allowed: ....	0	..... 18x, last vs. North Dakota St.	2/17/18
Doubles Allowed: .....	8	..... vs. Akron .....	3/9/01
Triples Allowed: .....	3	..... vs. Georgia .....	3/7/01
Home Runs Allowed: ....	6	..... vs. Alabama .....	3/22/08
Walks Allowed: .....	9	..... 4x, last at Alabama.....	5/4/13
Strikeouts: .....	20	..... vs. Tennessee Tech .....	4/16/11

## TEAM RECORDS-SEASON

### Hitting

Batting Average: .....	.305	.....	2019
At Bats: .....	1,797	.....	2014
Runs Scored:.....	381	.....	2019
Hits: .....	477	.....	2000
Doubles: .....	94	.....	2019
Triples:.....	18	.....	2000, 2001, 2002
Home Runs: .....	71	.....	2014, 2019
RBI: .....	346	.....	2019
Total Bases:.....	810	.....	2019
Walks: .....	227	.....	2019
Strikeouts: .....	426	.....	2004
Stolen Bases: .....	89	.....	1999

### Fielding

Fielding Percentage: .....	(.976)	.....	2018
Putouts: .....	1,455	.....	2014
Assists:.....	673	.....	2001
Errors:.....	131	.....	1997
Double Plays:.....	32	.....	2002

### Pitching

Lowest ERA:.....	1.71	.....	2016
Lowest Opponents Batting Average: .....	.191	.....	2016
Innings Pitched:.....	485.0	.....	2014
Runs Allowed:.....	333	.....	2005
Fewest Runs Allowed: .....	130	.....	2016
Earned Runs Allowed:.....	253	.....	2005
Fewest Earned Runs Allowed: .....	98	.....	2016
Hits Allowed: .....	523	.....	2005
Fewest Hits Allowed: .....	250	.....	2016
Doubles Allowed: .....	101	.....	2003
Fewest Doubles Allowed: .....	44	.....	2016
Triples Allowed: .....	16	.....	1997
Fewest Triples Allowed:.....	2	.....	2004
Home Runs Allowed: .....	58	.....	2008
Fewest Home Runs Allowed: .....	10	.....	1997
Walks Allowed: .....	182	.....	2013
Fewest Walks Allowed:.....	93	.....	1997
Strikeouts: .....	403	.....	2014
Shutouts: .....	16	.....	2000

## TEAM RECORDS-SEASON

Games played .....	69	.....	2014
Wins .....	50	.....	2014
Losses .....	44	.....	1997 & 1999
Highest winning percentage .....	.781 (43-12)	.....	2016
Lowest winning percentage.....	.185 (10-44)	.....	1997
Seasons team fielded .....	22	..... (first in 1997)	
Winning seasons.....	13	..... (last in 2019)	
Losing seasons.....	11	..... (last in 2008)	
First tie.....	UK 2, Texas-Arlington 2	.....	(2/15/04)
Longest coaching tenure .....	Rachel Lawson, 13 yrs.....	.....	(2008-Pres.)
.....	Beth Pruitt, 8 yrs. ....	.....	(1997-2004)

Consecutive losses.....	21	.....	3/15/03 - 4/13/03
Consecutive wins.....	13	.....	2/24/17 - 3/19/17
Consecutive shutout wins: .....	4	.....	2/20/16 - 2/27/16
Consecutive shutout losses:.....	6	.....	3/29/06-4/2/06
Consecutive games without an error: ....	6	.....	3/6/15 - 3/15/15
Extra-inning games:.....	10	.....	2014
Extra-inning wins:.....	8	.....	2014
Consecutive games with a stolen base: .....	16	.....	2/17/02-3/17/02
Consecutive games with a double: .....	12	.....	3/16/02-4/6/02
Consecutive games without extra-base hit: .....	5	.....	3/9/97-3/12/97
Most Combined Runs in a Game:.....	29	.....	(4/1/08 Indiana 16, UK 13)
Largest Margin of Victory: .....	18	.....	3/12/13 vs. UNC



# SINGLE SEASON RECORDS BY CLASS

## HITTING

### Batting Average

Senior	Abbey Cheek	.428	2019
Junior	Nikki Jones	.442	2002
Soph.	Molly Johnson	.401	2008
Fresh.	Natalie Smith	.370	2007

(2020 not included, COVID-19)

### Hits

Senior	Nikki Jones	71	2003
Junior	Molly Johnson	81	2009
Soph.	Leslie Kwiatkowski	77	1999
Fresh.	Leslie Kwiatkowski	71	1998

### Doubles

Senior	Kwiatkowski/Reed	16	2001/19
Junior	Tiffany Kruse	16	2000
Soph.	Molly Johnson	20	2008
Fresh.	Alex Martens	13	2017

### Triples

Senior	Nikki Jones	5	2003
Junior	Tiffany Kruse	7	2000
Soph.	Kayla Kowalik	8	2020
Fresh.	Leslie Kwiatkowski	6	1998

### Home Runs

Senior	Brooke Marnitz	21	2007
Junior	Abbey Cheek	18	2018
Soph.	Sagermann/Peyton	13	2014/19
Fresh.	Amber Janneck	12	2004

### Runs Batted In

Senior	Brooke Marnitz	61	2007
Junior	Alex Martens	66	2019
Soph.	Nikki Sagermann	49	2014
Fresh.	Abbey Cheek	52	2016

### Runs Scored

Senior	Abbey Cheek	54	2019
Junior	Brittany Cervantes	55	2011
Soph.	Kara Dill	44	2011
Fresh.	Kayla Kowalik	49	2019

### Total Bases

Senior	Abbey Cheek	138	2019
Junior	Molly Johnson	130	2009
Soph.	Leslie Kwiatkowski	117	1999
Fresh.	Abbey Cheek	99	2016

### On Base Pct.

Senior	Abbey Cheek	.602	2019
Junior	Molly Johnson	.498	2009
Soph.	Molly Johnson	.472	2008
Fresh.	Kayla Kowalik	.452	2019

(2020 not included, COVID-19)

### Slugging Pct.

Senior	Abbey Cheek	.908	2019
Junior	Abbey Cheek	.701	2018
Soph.	Molly Johnson	.669	2008
Fresh.	Abbey Cheek	.576	2016

### Sacrifice Hits

Senior	Tiffany Kruse	9	2001
Junior	Beth Fogle	13	2001

Soph.	Megan Yocke	13	2009
Fresh.	Lorie Melchi	12	2003

### Sacrifice Flies

Senior	Alice O'Brien	5	2013
Junior	Lorie Horner	3	1997
Soph.	Nikki Sagermann	4	2014
	Rachel Friberg	4	2002
Fresh.	Lyndsey Angus	4	2000
	Brooke Marnitz	4	2004

### Stolen Bases

Senior	Sylver Samuel	23	2016
Junior	Leslie Kwiatkowski	28	2000
Soph.	Meagan Aull	26	2009
Fresh.	Beth Fogle	34	1999

### Walks

Senior	Abbey Cheek	64	2019
Junior	Brittany Cervantes	48	2011
Soph.	Ansley Smith	30	2014
Fresh.	Maisie Steed	44	2013

### Hit by Pitch

Senior	Meghan Cooper	16	2006
Junior	Molly Johnson	10	2009
Soph.	Ansley Smith	15	2014
Fresh.	Griffin Joiner	12	2012

## FIELDING

### Putouts

Senior	Maisie Steed	385	2016
Junior	Griffin Joiner	442	2014
Soph.	Griffin Joiner	343	2013
Fresh.	Jenny Schaper	399	2016

### Assists

Senior	Molly Johnson	131	2010
Junior	Angie Dal Pozzo	167	2001
Soph.	Christian Stokes	167	2014
Fresh.	Angie Dal Pozzo	143	1999

### Fielding Pct.

Senior	Griffin Joiner	1.000	2015
	Beth Fogle	1.000	2002
Junior	Michelle Bucci	1.000	1999
	Jennifer Howland	1.000	2001
Soph.	Meagan Aull	1.000	2009
Fresh.	Jenny Schaper	.993	2016

## PITCHING

### ERA (min. 10 appearances)

Senior	Kelsey Nunley	1.27	2016
Junior	Meagan Prince	1.85	2016
Soph.	Kelsey Nunley	1.88	2014
Fresh.	Lauren Cumbess	1.99	2011

### Win-loss pct. (min. 10 appearances)

Senior	Lauren Cumbess	.909 (10-1)	2014
Junior	Meagan Prince	.778 (21-6)	2016
Soph.	Kelsey Nunley	.731 (30-11)	2014
Fresh.	Ellen Weaver	.857 (6-1)	2011

### Wins

Senior	Kelsey Nunley	21	2016
Junior	Meagan Prince	21	2016
Soph.	Kelsey Nunley	30	2014

Fresh.	Kelsey Nunley	27	2013
--------	---------------	----	------

### Appearances

Senior	Keary Camunas	41	2000
Junior	Keary Camunas	43	1999
Soph.	Kelsey Nunley	45	2014
Fresh.	Samantha Allen	49	2005

### Games Started

Senior	Keary Camunas	36	2000
Junior	Keary Camunas	34	1999
Soph.	Kelsey Nunley	36	2014
Fresh.	Amy Kendall	32	2003

### Complete Games

Senior	Keary Camunas	28	2000
Junior	Keary Camunas	26	1999
Soph.	Keary Camunas	33	1998
Fresh.	Amy Kendall	29	2003

### Shutouts

Senior	Keary Camunas	9	2000
Junior	Chanda Bell	7	2011
Soph.	Kelsey Nunley	7	2014
Fresh.	Chanda Bell	3	2009
	Lauren Cumbess	3	2011
	Kelsey Nunley	3	2013


### Strikeouts

Senior	Kelsey Nunley	203	2016
Junior	Chanda Bell	205	2011
Soph.	Chanda Bell	288	2010
Fresh.	Chanda Bell	216	2009

### Opponent Batting Avg. (min. 200 AB)

Senior	Kelsey Nunley	.178	2016
Junior	Chanda Bell	.175	2011
Soph.	Lauren Cumbess	.193	2012
Fresh.	Lauren Cumbess	.201	2011

(2020 not included, COVID-19)



Leslie Kwiatkowski



2021 Kentucky Softball  
 Statistics Summary for Kentucky (as of Feb 14, 2021)  
 (All games)



Record: 3-0 Home: 0-0 Away: 3-0 SEC: 0-0

Date	Opponent	Score	Player	avg	gp-gs	ab	r	h	2b	3b	hr	rbi	bb	hbp	so	sb-att
2/12	at Samford	w 4-0	Erin Coffel	.667	3-3	12	4	8	1	0	1	5	1	1	0	0-2
2/12	at Samford	w 15-3	Renee Abernathy	.636	3-3	11	2	7	2	0	0	6	1	1	1	1-1
2/13	at Samford	w 12-9	Lauren Johnson	.444	3-3	9	2	4	1	0	0	3	2	0	1	0-0
			Autumn Humes	.400	3-3	10	2	4	0	0	1	2	1	0	1	0-0
			Mallory Peyton	.400	3-3	10	3	4	0	0	2	2	0	2	0	0-0
			Rylea Smith	.375	3-2	8	2	3	1	0	0	2	0	0	0	0-0
			Kayla Kowalik	.364	3-3	11	5	4	1	2	1	3	2	0	0	0-0
			Miranda Stoddard	.222	3-3	9	3	2	0	0	1	3	3	0	1	0-0
			Tatum Spangler	.167	3-2	6	3	1	1	0	0	0	1	0	2	0-0
-----																
			Grace Baalman	1.000	1-1	2	1	2	0	0	1	4	1	0	0	0-0
			Vanessa Nesby	1.000	2-0	1	2	1	1	0	0	0	0	0	0	0-0
			Jaci Babbs	.000	2-1	2	1	0	0	0	0	0	1	0	1	0-0
			Cassie Lindmark	.000	2-1	1	0	0	0	0	0	0	0	0	1	0-0
			Emmy Blane	.000	3-1	1	0	0	0	0	0	0	0	0	0	0-0
			Meeko Harrison	.000	1-0	1	0	0	0	0	0	0	0	0	0	0-0
			Meghan Schorman	.000	1-1	0	0	0	0	0	0	0	0	0	0	0-0
			Sloan Gayan	.000	1-0	0	0	0	0	0	0	0	0	0	0	0-0
			Victoria Fragoso	.000	1-0	0	0	0	0	0	0	0	0	0	0	0-0
			Emma Boitnott	.000	1-0	0	0	0	0	0	0	0	1	0	0	0-0
			Erica Thulen	.000	2-0	0	1	0	0	0	0	0	0	0	0	0-0
Totals				.426	3	94	31	40	8	2	7	30	14	4	8	1-3
Opponents				.224	3	76	12	17	5	0	2	9	3	3	14	0-0

LOB - Team (24), Opp (14). DPs turned - Team (2), Opp (3).

Player	era	w-l	app	gs	cg	sh	sv	ip	h	r	er	bb	so			
Autumn Humes	0.82	2-0	2	1	1	1	0	11.0	6	1	1	0	10			
Grace Baalman	3.00	1-0	1	1	0	0	0	3.0	2	3	1	1	1			
-----																
Meghan Schorman	0.00	0-0	1	0	0	0	0	2.0	0	0	0	1	2			
Miranda Stoddard	9.00	0-0	1	1	0	0	0	2.0	6	5	2	1	1			
Sloan Gayan	27.00	0-0	1	0	0	0	0	1.0	3	3	3	0	0			
Totals				3.32	3-0	3	3	1	1	0	19.0	17	12	7	3	14
Opponents				14.21	0-3	3	3	0	0	0	19.0	40	31	30	14	8

PB - Team (1), Kowalik, K 1, Opp (2).

Score by innings	1	2	3	4	5	6	7	Total
Kentucky	11	6	4	7	3	0	0	31
Opponents	3	2	6	0	1	0	0	12

Win-loss breakouts: Day 3-0; Night 0-0; vs Left 0-0; vs Right 3-0;  
 1-run games 0-0; 2-run games 0-0; 5+run games 1-0; Extra inns 0-0; Shutouts 1-0.  
 Current streak: Won 3; Longest winning streak: 3; Longest losing streak: 0.  
 Attendance: Home 0 (avg 0); Away 369 (avg 123); Total 369 (avg 123).





# LETTERWINNERS

**A**

Becky Abner .....	2003
<b>Renee Abernathy</b> .....	<b>2019-Pres.</b>
Jessica Adkins .....	2009-10
Amanda Allen .....	2012
Samantha Allen .....	2005-07
Macy Allen .....	2009-12
Amy Anderson .....	1998
Elie Anderson .....	2004
Haley Andrus .....	2015-16
Lyndsey Angus .....	2000-03
Meagan Aull .....	2008-11

**B**

<b>Grace Baalman</b> .....	<b>2018-Pres.</b>
<b>Jaci Babbs</b> .....	<b>2019-Pres.</b>
Chanda Bell .....	2009-12
Becky Bishop .....	2007
Brynlee Bigelow .....	2017
<b>Emmy Blane</b> .....	<b>2020-Pres.</b>
Colleen Boddy .....	1999-2000
<b>Emma Boitnott</b> .....	<b>2020-Pres.</b>
Brook Bowman .....	2002-04
Maclai Branson .....	2019
Lindsay Brogdon .....	2006-08
Megan Brooks .....	2002-04
Amanda Brown .....	2002
Michelle Bucci .....	1997-2000

**C**

Keary Camunas .....	1997-2000
Katie Campbell .....	2004-07
Ginny Carroll .....	2011-14
Brittany Cervantes .....	2009-12
Abbey Cheek .....	2016-19
Kristen Cochran .....	2005
<b>Erin Coffel</b> .....	<b>2021-Pres.</b>
Megan Cooper .....	2002-06
Kennedy Cowden .....	2019
Lauren Cumbess .....	2011-14
Aimee Currier .....	2009

**D**

Angie Dal Pozzo .....	1999-2002
Jamie Dardis .....	2000-02
Gabi Deters .....	2020
Samantha DeMartine .....	2008-11
Sandi Dengler .....	1999-2002
Kara Dill .....	2010-13
Ashley Dimkich .....	2005-08

**E**

Alli Eckman .....	2005-07
Andrea Eilertson .....	1999-2002
Jackie Elston .....	1998

**F**

Elizabeth Fadde .....	2006-07
Ashley Fertic .....	2004-07
Gina Florence .....	2004-07
Beth Fogle .....	1999-2002
Bethany Foster .....	1999
Sarah Frazer .....	2011-14
Rachel Friberg .....	2001-04
<b>Victoria Fragoso</b> .....	<b>2021-Pres.</b>

**G**

Emily Gaines .....	2011-14
Tekiya Garr-Carter .....	2019-2020

<b>Sloan Gayan</b> .....	<b>2020-Pres.</b>
Whitney Glass .....	1999
Megan Glenn .....	2003-06
Crystal Grace .....	1997-98
Lindsay Griggs .....	2012
Ashleigh Gustafson .....	2009-12

**H**

<b>Meeko Harrison</b> .....	<b>2021-Pres.</b>
Jacki Haynes .....	1997-98
Katie Henderson .....	2013
Kelsee Henson .....	2016-19
Brooklin Hinz .....	2015-18
Lorie Horner .....	1997-98
Lindsay Houser .....	1997-98
Kara Howard .....	2012-15
Jennifer Howland .....	1999-2002
Hannah Huffman .....	2016-18
<b>Autumn Humes</b> .....	<b>2018-Pres.</b>

**J**

Amber Janneck .....	2004-05
Allie Jest .....	2009
<b>Lauren Johnson</b> .....	<b>2018-Pres.</b>
Kalia Johnson .....	2017-2018
Molly Johnson .....	2007-10
Griffin Joiner .....	2012-15
Emily Jolly .....	2011-14
Megan Jolly .....	2007-08
Nikki Jones .....	2000-03

**K**

Madison Kearschner .....	2016-2017
Amy Kendall .....	2003-06
Callie Kovacs .....	2004-05
<b>Kayla Kowalik</b> .....	<b>2019-Pres.</b>
Tiffany Kruse .....	1998-2001
Leslie Kwiatkowski .....	1998-2001

**L**

Aubrey Lamar .....	2011-12
Melissa Leto .....	1997-98
<b>Cassie Lindmark</b> .....	<b>2020-Pres.</b>
Ingrid Lochelt .....	2003
Liz Love .....	1999
Monique Lovell .....	2001

**M**

Emily Marks .....	2004-05
Morgan Marr .....	2000-02
Shanna Martini .....	1999
Stephanie Martino .....	2014-16
Alex Martens .....	2017-2020
Brooke Marnitz .....	2004-07
Amber Matousek .....	2007-10
Morgan McCallum .....	2017
Katie McCarty .....	2006-09
Lori Melchi .....	2003-06
Rachael Metzger .....	2015-18
Audrey Meyer .....	2007-08
Megan Miller .....	2006
Kierston Moore .....	2017
Susan Moore .....	1997-98
Destinee Mordecai .....	2007-10

**N**

Jessica Nance .....	2002-05
<b>Vanessa Nesby</b> .....	<b>2021-Pres.</b>
Amber Nix .....	2005

Kelsey Nunley .....	2013-16
---------------------	---------

**O**

Alice O'Brien .....	2010-13
Kristen O'Haver .....	2009

**P**

<b>Mallory Peyton</b> .....	<b>2018-Pres.</b>
Lydia Pierce .....	2006
Meagan Prince .....	2014-17
Tracie Potts .....	1999-2000
Gretchen Prugh .....	2004

**R**

Sarah Rainwater .....	2016-19
Briona Rance .....	2019
Ali Ray .....	2006
Breanne Ray .....	2014-17
Katie Reed .....	2016-19
Erin Rethlake .....	2015-18
Jessica Rice .....	2007
Darlington Richardson .....	2013-15
Rachel Rose .....	2009-12
Jessica Roy .....	2010
Annie Rowlands .....	2008-11
Ashley Ruiz .....	2017-18

**S**

Nikki Sagermann .....	2013-16
Sylver Samuel .....	2013-16
Jenny Schaper .....	2016-19
<b>Stephaine Schoonover</b> .....	<b>2021-Pres.</b>
<b>Meghan Schorman</b> .....	<b>2019-Pres.</b>
Jenny Sibert .....	2004-07
Erika Silence .....	2009-12
Ansley Smith .....	2013-16
Krystal Smith .....	2011-14
Natalie Smith .....	2007-10
<b>Rylea Smith</b> .....	<b>2020-Pres.</b>
Shannon Smith .....	2014-17
Sarah Snider .....	1997-2000
<b>Tatum Spangler</b> .....	<b>2019-Pres.</b>
Larissa Spellman .....	2017-2020
Maisie Steed .....	2013-16
<b>Miranda Stoddard</b> .....	<b>2020-Pres.</b>
Christian Stokes .....	2013-16
Joy Sutton .....	2001

**T**

Stephanie Thompson .....	1998
<b>Erica Thulen</b> .....	<b>2021-Pres.</b>
Bethany Todd .....	2018
Jessica Trueblood .....	2006

**V**

Bailey Vick .....	2017-2020
Marie Vida .....	2001

**W**

Kristi Warneke .....	2005
Ellen Weaver .....	2011-13
Bethany Wiegand .....	1999
Crystalie Wolfe .....	2003-04

**Y**

Megan Yocke .....	2008-11
Jennifer Young .....	2007-10



# ALL-TIME JERSEY NUMBERS

#00	
Tekiya Garr-Carter.....	2019-2020
Natalie Smith.....	2007-10
Jacqueline Haynes.....	1997-98

#1	
<b>Miranda Stoddard.....</b>	<b>2020-Pres.</b>
Sarah Rainwater.....	2016-19
Rachel Riley.....	2011-12
Amber Matousek.....	2007-10
Megan Miller.....	2006
Megan Brooks.....	2002-04
Marie Vida.....	2001

#2	
Bailey Vick.....	2017-2020
Sylvester Samuel.....	2013-16
Chanda Bell.....	2009-12
Jenny Sibert.....	2005-07

#3	
<b>Grace Baalman.....</b>	<b>2018-Pres.</b>
Shannon Smith.....	2014-2017
Ginny Carroll.....	2011-12
Aimee Currier.....	2009
Jessica Rice.....	2007
Jessica Trueblood.....	2006
Brooke Marnitz.....	2004-05
Andrea Eilertson.....	1999-2002

#4	
<b>Renee Abernathy.....</b>	<b>2019-Pres.</b>
Haley Andrus.....	2015-16
Macy Allen.....	2009-12
Audrey Meyer.....	2007-08
Nikki Jones.....	2000-03

#5	
<b>Tatum Spangler.....</b>	<b>2019-Pres.</b>
Meagan Prince.....	2014-2017
Lindsay Griggs.....	2012
Gina Florence.....	2004-07
Bobbi Darretta.....	2003
Angie Dal Pozzo.....	1999-2002
Stephanie Thompson.....	1998
Michelle Brown.....	1997

#6	
<b>Victoria Fragoso.....</b>	<b>2021-Pres.</b>
Jenny Schaper.....	2016-19
Katie McCarty.....	2006-09
Amber Nix.....	2005

#7	
<b>Autumn Humes.....</b>	<b>2018-Pres.</b>
Morgan McCallum.....	2017
Maisie Steed.....	2013-16
Kristen O'Haver.....	2009
Alli Eckman.....	2005-07
Elie Anderson.....	2004
Brook Bowman.....	2002-04
Tiffany Kruse.....	1997-2001

#8	
Briona Rance.....	2019
Erin Rethlake.....	2015-2018
Katie Henderson.....	2013
Ashleigh Gustafson.....	2009-12
Samantha Allen.....	2006-08
Amber Janneck.....	2004-05
Michelle Hall.....	2003
Meghan Cooper.....	2002
Tracie Potts.....	1999-2000
Monique Lovell.....	2001
Leslie Kwiatkowski.....	1998
Suzanne Kopulos.....	1997

#9	
<b>Lauren Johnson.....</b>	<b>2018-Pres.</b>
Breanne Ray.....	2014-2017
Alice O'Brien.....	2010-13
Savannah Mitcham.....	2004
Jamie Dardis.....	2000-02
Liz Love.....	1999
Kolleen Fitzgerald.....	1997

#10	
Olivia Ward.....	2019
Christian Stokes.....	2013-16
Meagan Aull.....	2008-2011

Ashley Fertic.....	2004-07
Leslie Floyd.....	2002
Sarah Snider.....	1997-2000

#11	
<b>Vanessa Nesby.....</b>	<b>2021-Pres.</b>
Abbey Cheek.....	2016-19
Krystal Smith.....	2011-14
Rachel Riley.....	2009-10
Becky Bishop.....	2007-08
Ali Ray.....	2006
Callie Kovacs.....	2004-05
Becky Abner.....	2003
Jennifer Howland.....	1999-2002
Andrea Goeprich.....	1997

#12	
Megan Yocke.....	2008-2011
Lydia Pierce.....	2006
Rachel Friberg.....	2001-04
Sandi Dengler.....	1999-2000
Amy Anderson.....	1998
Brooke Tilley.....	1997

#13	
<b>Mallory Peyton.....</b>	<b>2018-Pres.</b>
Griffin Joiner.....	2012-15
Destinee Mordecai.....	2007-10
Susan Moore.....	1997-98

#14	
<b>Jaci Babbs.....</b>	<b>2019-Pres.</b>
Brittany Cervantes.....	2009-12
Emily Marks.....	2004-05
Lyndsey Angus.....	2000-03
Susan Messmer.....	1999
Crystal Grace.....	1997-98

#15	
Kara Dill.....	2010-13
Brooke Marnitz.....	2006-07
Jessica Nance.....	2002-05
Joy Sutton.....	2001
Bethany Foster.....	1999
Lindsay Houser.....	1997-98

#16	
Aubrey Lamar.....	2011-12
Elizabeth Fadde.....	2006-07

#17	
<b>Sloan Gayan.....</b>	<b>2020-Pres.</b>
Bethany Todd.....	2018
Annie Rowlands.....	2008-2011
Kristen Cochran.....	2005

#18	
Amanda Allen.....	2012
Molly Johnson.....	2007-10
Gretchen Prugh.....	2004
Kathleen Biondi.....	2003
Julie Castelli.....	2002
Leslie Kwiatkowski.....	1998-2001
Melissa Leto.....	1997-98

#19	
<b>Rylea Smith.....</b>	<b>2020-Pres.</b>
Kelsee Henson.....	2016-19
Lauren Cumbess.....	2011-14
Allie Jest.....	2009
Meghan Cooper.....	2003-06
Morgan Marr.....	2000-02
Bethany Wiegand.....	1999
Courtney Woodrow.....	1997

#20	
<b>Erica Thulen.....</b>	<b>2021-Pres.</b>
Maclai Branson.....	2019.

#21	
<b>Erin Coffel.....</b>	<b>2021-Pres.</b>
Hannah Huffman.....	2016-2018
Emily Jolly.....	2011-14
Jessica Adkins.....	2009-10
Megan Jolly.....	2007-08
Megan Glenn.....	2003-06
Sandi Dengler.....	2001-02
Michelle Buccì.....	1997-2000

#22	
Kierston Moore.....	2017
Samantha DeMartine.....	2008-2011
Katie Campbell.....	2004-07
Ingrid Lochelt.....	2003
Whitney Glass.....	1999

#23	
<b>Stephanie Schoonover.....</b>	<b>2021-Pres.</b>
Katie Reed.....	2016-19
Jessica Rose.....	2010
Jenny Sibert.....	2004
Amanda Brown.....	2002
Shanna Martini.....	1999
Meredith Sales.....	1997

#24	
<b>Emma Boitnott.....</b>	<b>2020-Pres.</b>
Kennedy Cowden.....	2019
Madison Kearschner.....	2016-2017
Kara Howard.....	2012-15

#25	
<b>Emmy Blane.....</b>	<b>2020-Pres.</b>
Brooklin Hinz.....	2015-18
Erika Silence.....	2009-12
Samantha Allen.....	2005

#26	
<b>Meghan Schorman.....</b>	<b>2019-Pres.</b>
Stephanie Martino.....	2014-16
Ellen Weaver.....	2011-13
Ashley Dimkich.....	2005-08

#27	
Emily Gaines.....	2011-14

#28	
Ashley Ruiz.....	2017-2018
Jennifer Young.....	2007-10
Lori Melchi.....	2003-06
Beth Fogle.....	1999-2002
Jackie Elston.....	1998

#29	
Amy Kendall.....	2003-06
Keary Camunas.....	1997-2000

#30	
Larissa Spellman.....	2017-2020
Ginny Carroll.....	2013-14

#32	
Lindsay Brogdon.....	2006-08
Kristi Warneke.....	2005

#33	
Alex Martens.....	2017-2020
Kelsey Nunley.....	2013-16
Crystalie Wolfe.....	2003-04
Colleen Boddy.....	1999-2000
Lori Horner.....	1997-98

#34	
<b>Cassie Lindmark.....</b>	<b>2020-Pres.</b>

#42	
Brynlee Bigelow.....	2017
Ansley Smith.....	2013-16

#43	
Darlington Richardson.....	2013-15

#44	
Gabi Deters.....	2020
Rachael Metzger.....	2015-2018
Sarah Frazer.....	2011-14

#77	
<b>Meeko Harrison.....</b>	<b>2021-Pres.</b>
Nikki Sagermann.....	2013-16

#88	
Kaila Johnson.....	2017-2018

#99	
<b>Kayla Kowalik.....</b>	<b>2019-Pres</b>





2021 Kentucky Softball  
 Statistics Summary for Kentucky (as of Feb 14, 2021)  
 (All games)



Record: 3-0 Home: 0-0 Away: 3-0 SEC: 0-0

Date	Opponent	Score	Player	avg	gp-gs	ab	r	h	2b	3b	hr	rbi	bb	hbp	so	sb-att
2/12	at Samford	w 4-0	Erin Coffel	.667	3-3	12	4	8	1	0	1	5	1	1	0	0-2
2/12	at Samford	w 15-3	Renee Abernathy	.636	3-3	11	2	7	2	0	0	6	1	1	1	1-1
2/13	at Samford	w 12-9	Lauren Johnson	.444	3-3	9	2	4	1	0	0	3	2	0	1	0-0
			Autumn Humes	.400	3-3	10	2	4	0	0	1	2	1	0	1	0-0
			Mallory Peyton	.400	3-3	10	3	4	0	0	2	2	0	2	0	0-0
			Rylea Smith	.375	3-2	8	2	3	1	0	0	2	0	0	0	0-0
			Kayla Kowalik	.364	3-3	11	5	4	1	2	1	3	2	0	0	0-0
			Miranda Stoddard	.222	3-3	9	3	2	0	0	1	3	3	0	1	0-0
			Tatum Spangler	.167	3-2	6	3	1	1	0	0	0	1	0	2	0-0
-----																
			Grace Baalman	1.000	1-1	2	1	2	0	0	1	4	1	0	0	0-0
			Vanessa Nesby	1.000	2-0	1	2	1	1	0	0	0	0	0	0	0-0
			Jaci Babbs	.000	2-1	2	1	0	0	0	0	0	1	0	1	0-0
			Cassie Lindmark	.000	2-1	1	0	0	0	0	0	0	0	0	1	0-0
			Emmy Blane	.000	3-1	1	0	0	0	0	0	0	0	0	0	0-0
			Meeko Harrison	.000	1-0	1	0	0	0	0	0	0	0	0	0	0-0
			Meghan Schorman	.000	1-1	0	0	0	0	0	0	0	0	0	0	0-0
			Sloan Gayan	.000	1-0	0	0	0	0	0	0	0	0	0	0	0-0
			Victoria Fragoso	.000	1-0	0	0	0	0	0	0	0	0	0	0	0-0
			Emma Boitnott	.000	1-0	0	0	0	0	0	0	0	1	0	0	0-0
			Erica Thulen	.000	2-0	0	1	0	0	0	0	0	0	0	0	0-0
Totals				.426	3	94	31	40	8	2	7	30	14	4	8	1-3
Opponents				.224	3	76	12	17	5	0	2	9	3	3	14	0-0

LOB - Team (24), Opp (14). DPs turned - Team (2), Opp (3).

Player	era	w-l	app	gs	cg	sh	sv	ip	h	r	er	bb	so			
Autumn Humes	0.82	2-0	2	1	1	1	0	11.0	6	1	1	0	10			
Grace Baalman	3.00	1-0	1	1	0	0	0	3.0	2	3	1	1	1			
-----																
Meghan Schorman	0.00	0-0	1	0	0	0	0	2.0	0	0	0	1	2			
Miranda Stoddard	9.00	0-0	1	1	0	0	0	2.0	6	5	2	1	1			
Sloan Gayan	27.00	0-0	1	0	0	0	0	1.0	3	3	3	0	0			
Totals				3.32	3-0	3	3	1	1	0	19.0	17	12	7	3	14
Opponents				14.21	0-3	3	3	0	0	0	19.0	40	31	30	14	8

PB - Team (1), Kowalik, K 1, Opp (2).

Score by innings	1	2	3	4	5	6	7	Total
Kentucky	11	6	4	7	3	0	0	31
Opponents	3	2	6	0	1	0	0	12

Win-loss breakouts: Day 3-0; Night 0-0; vs Left 0-0; vs Right 3-0;  
 1-run games 0-0; 2-run games 0-0; 5+run games 1-0; Extra inns 0-0; Shutouts 1-0.  
 Current streak: Won 3; Longest winning streak: 3; Longest losing streak: 0.  
 Attendance: Home 0 (avg 0); Away 369 (avg 123); Total 369 (avg 123).



## Kentucky Softball Career Stats Individual Career History



### Renee Abernathy

Year	avg	gp-gs	ab	r	h	2b	3b	hr	rbi	tb	slg%	bb	hbp	so	gdp	ob%	sf	sh	sb-att	po	a	e	fld%
2019	.000	12-2	6	1	0	0	0	0	0	0	.000	2	0	4	0	.250	0	0	0-0	0	0	0	.000
2020	.235	22-6	34	7	8	2	0	1	9	13	.382	6	1	6	0	.366	0	0	0-0	5	0	1	.833
2021	.636	3-3	11	2	7	2	0	0	6	9	.818	1	1	1	0	.692	0	0	1-1	1	0	1	.500
TOTAL	.294	37-11	51	10	15	4	0	1	15	22	.431	9	2	11	0	.419	0	0	1-1	6	0	2	.750

Year	era	w-l	app	gs	cg	sho	sv	ip	h	r	er	bb	so	2b	3b	hr	bf	bavg	wp	hbp	bk	sfa	sha
2020	0.00	0-0	1	1	0	0/0	0	0.0	0	0	0	0	0	0	0	0	0	.000	0	0	0	0	0
TOTAL	0.00	0-0	1	1	0	0/0	0	0.0	0	0	0	0	0	0	0	0	0	.000	0	0	0	0	0

### Grace Baalman

Year	avg	gp-gs	ab	r	h	2b	3b	hr	rbi	tb	slg%	bb	hbp	so	gdp	ob%	sf	sh	sb-att	po	a	e	fld%
2018	.125	18-13	24	0	3	0	0	0	2	3	.125	1	0	7	0	.160	0	1	0-0	4	37	0	1.000
2019	.200	36-22	15	1	3	0	0	0	2	3	.200	2	0	4	0	.294	0	0	0-0	1	30	2	.939
2020	.188	8-4	16	1	3	1	0	1	3	7	.438	2	0	5	0	.263	1	1	0-0	1	2	0	1.000
2021	1.000	1-1	2	1	2	0	0	1	4	5	2.500	1	0	0	0	1.000	0	0	0-0	0	0	0	.000
TOTAL	.193	63-40	57	3	11	1	0	2	11	18	.316	6	0	16	0	.266	1	2	0-0	6	69	2	.974

Year	era	w-l	app	gs	cg	sho	sv	ip	h	r	er	bb	so	2b	3b	hr	bf	bavg	wp	hbp	bk	sfa	sha
2018	3.50	14-9	31	20	10	3/0	1	136.1	136	65	53	48	98	27	3	9	597	.258	11	9	0	3	10
2019	3.49	10-10	34	22	10	4/1	0	141.2	131	77	55	66	102	25	5	22	636	.237	12	12	0	2	4
2020	4.55	3-2	8	2	1	0/1	0	29.2	26	23	15	23	31	5	0	5	144	.241	2	5	0	3	5
2021	3.00	1-0	1	1	0	0/0	0	3.0	2	3	1	1	1	1	0	0	15	.167	1	2	0	0	0
TOTAL	3.59	28-21	74	45	21	7/2	1	310.2	295	168	124	138	232	58	8	36	1392	.246	26	28	0	8	19

### Jaci Babbs

Year	avg	gp-gs	ab	r	h	2b	3b	hr	rbi	tb	slg%	bb	hbp	so	gdp	ob%	sf	sh	sb-att	po	a	e	fld%
2019	.000	53-0	1	28	0	0	0	0	0	0	.000	0	0	0	0	.000	0	0	4-8	0	0	0	.000
2020	.348	19-8	23	15	8	1	0	0	3	9	.391	3	0	6	0	.423	0	0	4-5	6	0	0	1.000
2021	.000	2-1	2	1	0	0	0	0	0	0	.000	1	0	1	0	.333	0	0	0-0	0	0	0	.000
TOTAL	.308	74-9	26	44	8	1	0	0	3	9	.346	4	0	7	0	.400	0	0	8-13	6	0	0	1.000

### Emmy Blane

Year	avg	gp-gs	ab	r	h	2b	3b	hr	rbi	tb	slg%	bb	hbp	so	gdp	ob%	sf	sh	sb-att	po	a	e	fld%
2020	.111	23-18	27	2	3	0	0	0	3	3	.111	2	0	9	0	.161	2	0	0-0	24	26	2	.962
2021	.000	3-1	1	0	0	0	0	0	0	0	.000	0	0	0	0	.000	0	0	0-0	5	2	1	.875
TOTAL	.107	26-19	28	2	3	0	0	0	3	3	.107	2	0	9	0	.156	2	0	0-0	29	28	3	.950

### Emma Boitnott

Year	avg	gp-gs	ab	r	h	2b	3b	hr	rbi	tb	slg%	bb	hbp	so	gdp	ob%	sf	sh	sb-att	po	a	e	fld%
2020	.000	3-0	1	0	0	0	0	0	0	0	.000	1	1	0	0	.667	0	0	0-0	0	0	0	.000
2021	.000	1-0	0	0	0	0	0	0	0	0	.000	1	0	0	0	1.000	0	0	0-0	0	0	0	.000
TOTAL	.000	4-0	1	0	0	0	0	0	0	0	.000	2	1	0	0	.750	0	0	0-0	0	0	0	.000

### Erin Coffel

Year	avg	gp-gs	ab	r	h	2b	3b	hr	rbi	tb	slg%	bb	hbp	so	gdp	ob%	sf	sh	sb-att	po	a	e	fld%
2021	.667	3-3	12	4	8	1	0	1	5	12	1.000	1	1	0	0	.714	0	0	0-2	2	11	3	.813
TOTAL	.667	3-3	12	4	8	1	0	1	5	12	1.000	1	1	0	0	.714	0	0	0-2	2	11	3	.813



## Kentucky Softball Career Stats Individual Career History



### Victoria Fragoso

Year	avg	gp-gs	ab	r	h	2b	3b	hr	rbi	tb	slg%	bb	hbp	so	gdp	ob%	sf	sh	sb-att	po	a	e	fld%
2021	.000	1-0	0	0	0	0	0	0	0	0	.000	0	0	0	0	.000	0	0	0-0	0	0	0	.000
TOTAL	.000	1-0	0	0	0	0	0	0	0	0	.000	0	0	0	0	.000	0	0	0-0	0	0	0	.000

### Sloan Gayan

Year	avg	gp-gs	ab	r	h	2b	3b	hr	rbi	tb	slg%	bb	hbp	so	gdp	ob%	sf	sh	sb-att	po	a	e	fld%
2020	.000	2-1	1	0	0	0	0	0	0	0	.000	0	0	0	0	.000	0	0	0-0	0	1	0	1.000
2021	.000	1-0	0	0	0	0	0	0	0	0	.000	0	0	0	0	.000	0	0	0-0	0	0	0	.000
TOTAL	.000	3-1	1	0	0	0	0	0	0	0	.000	0	0	0	0	.000	0	0	0-0	0	1	0	1.000

Year	era	w-l	app	gs	cg	sho	sv	ip	h	r	er	bb	so	2b	3b	hr	bf	bavg	wp	hbp	bk	sfa	sha
2020	5.23	1-0	4	1	0	0/1	0	10.1	8	6	6	4	10	0	0	3	44	.205	2	1	0	0	0
2021	27.00	0-0	1	0	0	0/0	0	1.0	3	3	3	0	0	0	0	1	6	.500	0	0	0	0	0
TOTAL	7.15	1-0	5	1	0	0/1	0	11.1	11	9	9	4	10	0	0	4	50	.244	2	1	0	0	0

### Meeko Harrison

Year	avg	gp-gs	ab	r	h	2b	3b	hr	rbi	tb	slg%	bb	hbp	so	gdp	ob%	sf	sh	sb-att	po	a	e	fld%
2021	.000	1-0	1	0	0	0	0	0	0	0	.000	0	0	0	0	.000	0	0	0-0	0	0	0	.000
TOTAL	.000	1-0	1	0	0	0	0	0	0	0	.000	0	0	0	0	.000	0	0	0-0	0	0	0	.000

### Autumn Humes

Year	avg	gp-gs	ab	r	h	2b	3b	hr	rbi	tb	slg%	bb	hbp	so	gdp	ob%	sf	sh	sb-att	po	a	e	fld%
2018	.217	21-10	23	2	5	2	0	1	1	10	.435	2	0	7	0	.280	0	0	0-0	8	21	1	.967
2019	.190	41-26	42	3	8	1	0	0	3	9	.214	2	0	6	1	.227	0	0	1-1	10	39	2	.961
2020	.300	14-8	30	6	9	2	0	4	15	23	.767	4	0	6	0	.382	0	0	0-0	1	7	0	1.000
2021	.400	3-3	10	2	4	0	0	1	2	7	.700	1	0	1	1	.455	0	0	0-0	0	6	0	1.000
TOTAL	.248	79-47	105	13	26	5	0	6	21	49	.467	9	0	20	2	.307	0	0	1-1	19	73	3	.968

Year	era	w-l	app	gs	cg	sho	sv	ip	h	r	er	bb	so	2b	3b	hr	bf	bavg	wp	hbp	bk	sfa	sha
2018	4.19	9-7	25	16	7	3/0	1	103.0	98	55	48	34	72	19	3	11	439	.251	5	6	0	0	9
2019	4.14	15-11	33	23	12	3/0	2	150.0	156	81	69	38	84	29	2	19	647	.264	5	9	0	3	7
2020	4.10	5-0	8	5	3	1/0	0	37.1	39	24	17	11	21	11	1	6	167	.258	2	1	0	1	3
2021	0.82	2-0	2	1	1	1/0	0	11.0	6	1	1	0	10	1	0	1	39	.154	0	0	0	0	0
TOTAL	4.03	31-18	68	45	23	8/0	3	301.1	299	161	135	83	187	60	6	37	1292	.256	12	16	0	4	19

### Lauren Johnson

Year	avg	gp-gs	ab	r	h	2b	3b	hr	rbi	tb	slg%	bb	hbp	so	gdp	ob%	sf	sh	sb-att	po	a	e	fld%
2018	.242	56-38	99	20	24	2	1	1	17	31	.313	22	4	23	0	.394	2	0	6-9	14	3	0	1.000
2019	.345	59-56	148	39	51	14	2	3	21	78	.527	21	1	22	0	.429	0	3	6-8	27	0	2	.931
2020	.323	24-22	65	16	21	3	1	3	17	35	.538	13	3	10	0	.457	0	1	3-5	28	38	7	.904
2021	.444	3-3	9	2	4	1	0	0	3	5	.556	2	0	1	0	.545	0	0	0-0	4	4	0	1.000
TOTAL	.312	142-119	321	77	100	20	4	7	58	149	.464	58	8	56	0	.427	2	4	15-22	73	45	9	.929

### Kayla Kowalik

Year	avg	gp-gs	ab	r	h	2b	3b	hr	rbi	tb	slg%	bb	hbp	so	gdp	ob%	sf	sh	sb-att	po	a	e	fld%
2019	.357	60-59	185	49	66	8	5	0	25	84	.454	29	3	22	0	.452	0	2	14-17	102	7	2	.982
2020	.373	24-24	83	31	31	4	8	0	13	51	.614	11	2	10	0	.458	0	2	11-11	103	3	2	.981
2021	.364	3-3	11	5	4	1	2	1	3	12	1.091	2	0	0	0	.462	0	0	0-0	15	0	0	1.000
TOTAL	.362	87-86	279	85	101	13	15	1	41	147	.527	42	5	32	0	.454	0	4	25-28	220	10	4	.983



## Kentucky Softball Career Stats Individual Career History



### Cassie Lindmark

Year	avg	gp-gs	ab	r	h	2b	3b	hr	rbi	tb	slg%	bb	hbp	so	gdp	ob%	sf	sh	sb-att	po	a	e	fld%
2020	.077	17-8	13	0	1	0	0	0	2	1	.077	4	0	2	0	.294	0	0	0-0	30	1	1	.969
2021	.000	2-1	1	0	0	0	0	0	0	0	.000	0	0	1	0	.000	0	0	0-0	1	0	0	1.000
TOTAL	.071	19-9	14	0	1	0	0	0	2	1	.071	4	0	3	0	.278	0	0	0-0	31	1	1	.970

### Vanessa Nesby

Year	avg	gp-gs	ab	r	h	2b	3b	hr	rbi	tb	slg%	bb	hbp	so	gdp	ob%	sf	sh	sb-att	po	a	e	fld%
2021	1.000	2-0	1	2	1	1	0	0	0	2	2.000	0	0	0	0	1.000	0	0	0-0	1	0	1	.500
TOTAL	1.000	2-0	1	2	1	1	0	0	0	2	2.000	0	0	0	0	1.000	0	0	0-0	1	0	1	.500

### Mallory Peyton

Year	avg	gp-gs	ab	r	h	2b	3b	hr	rbi	tb	slg%	bb	hbp	so	gdp	ob%	sf	sh	sb-att	po	a	e	fld%
2018	.260	52-36	96	22	25	6	0	7	27	52	.542	10	2	28	0	.339	1	5	2-4	112	11	1	.992
2019	.243	59-59	152	30	37	7	0	13	40	83	.546	20	13	40	0	.372	3	6	2-2	399	6	10	.976
2020	.379	24-24	66	24	25	4	1	11	35	64	.970	10	10	12	0	.517	1	3	1-3	144	8	3	.981
2021	.400	3-3	10	3	4	0	0	2	2	10	1.000	0	2	0	1	.500	0	0	0-0	26	0	1	.963
TOTAL	.281	138-122	324	79	91	17	1	33	104	209	.645	40	27	80	1	.399	5	14	5-9	681	25	15	.979

### Stephanie Schoonover

Year	avg	gp-gs	ab	r	h	2b	3b	hr	rbi	tb	slg%	bb	hbp	so	gdp	ob%	sf	sh	sb-att	po	a	e	fld%
------	-----	-------	----	---	---	----	----	----	-----	----	------	----	-----	----	-----	-----	----	----	--------	----	---	---	------

### Meghan Schorman

Year	avg	gp-gs	ab	r	h	2b	3b	hr	rbi	tb	slg%	bb	hbp	so	gdp	ob%	sf	sh	sb-att	po	a	e	fld%
2019	.000	22-10	0	0	0	0	0	0	0	0	.000	0	0	0	0	.000	0	0	0-0	2	4	1	.857
2020	.000	0-0	0	0	0	0	0	0	0	0	.000	0	0	0	0	.000	0	0	0-0	2	2	1	.800
2021	.000	1-1	0	0	0	0	0	0	0	0	.000	0	0	0	0	.000	0	0	0-0	0	1	0	1.000
TOTAL	.000	23-11	0	0	0	0	0	0	0	0	.000	0	0	0	0	.000	0	0	0-0	4	7	2	.846

Year	era	w-l	app	gs	cg	sho	sv	ip	h	r	er	bb	so	2b	3b	hr	bf	bavg	wp	hbp	bk	sfa	sha
2019	4.47	5-2	21	8	1	1/1	1	52.1	46	29	26	33	46	6	0	5	242	.234	9	9	0	2	1
2020	1.67	7-1	10	8	3	2/2	1	43.0	42	12	8	8	45	5	1	2	180	.250	0	4	0	0	0
2021	0.00	0-0	1	0	0	0/0	0	2.0	0	0	0	1	2	0	0	0	9	.000	0	1	0	0	0
TOTAL	3.14	12-3	32	16	4	3/3	2	97.1	88	41	34	42	93	11	1	7	431	.237	9	14	0	2	1

### Rylea Smith

Year	avg	gp-gs	ab	r	h	2b	3b	hr	rbi	tb	slg%	bb	hbp	so	gdp	ob%	sf	sh	sb-att	po	a	e	fld%
2020	.420	24-24	88	29	37	6	1	0	30	45	.511	2	0	12	1	.424	2	0	7-8	12	0	4	.750
2021	.375	3-2	8	2	3	1	0	0	2	4	.500	0	0	0	0	.375	0	0	0-0	0	0	1	.000
TOTAL	.417	27-26	96	31	40	7	1	0	32	49	.510	2	0	12	1	.420	2	0	7-8	12	0	5	.706



## Kentucky Softball Career Stats Individual Career History



### Tatum Spangler

Year	avg	gp-gs	ab	r	h	2b	3b	hr	rbi	tb	slg%	bb	hbp	so	gdp	ob%	sf	sh	sb-att	po	a	e	fld%
2019	.188	41-9	16	8	3	1	0	0	3	4	.250	1	0	4	0	.222	1	1	0-0	17	3	3	.870
2020	.286	21-19	49	13	14	5	0	1	4	22	.449	4	1	8	1	.352	0	1	1-1	7	5	0	1.000
2021	.167	3-2	6	3	1	1	0	0	0	2	.333	1	0	2	0	.286	0	0	0-0	0	0	0	.000
TOTAL	.254	65-30	71	24	18	7	0	1	7	28	.394	6	1	14	1	.316	1	2	1-1	24	8	3	.914

Year	era	w-l	app	gs	cg	sho	sv	ip	h	r	er	bb	so	2b	3b	hr	bf	bavg	wp	hbp	bk	sfa	sha
2019	4.79	4-1	10	4	2	1/1	0	20.2	20	11	11	12	17	4	1	0	99	.238	4	3	0	0	0
2020	6.35	0-1	7	3	0	0/1	0	11.1	10	10	8	7	12	1	0	2	55	.227	2	2	0	1	1
TOTAL	5.34	4-2	17	7	2	1/2	0	32.0	30	21	19	19	29	5	1	2	154	.234	6	5	0	1	1

### Miranda Stoddard

Year	avg	gp-gs	ab	r	h	2b	3b	hr	rbi	tb	slg%	bb	hbp	so	gdp	ob%	sf	sh	sb-att	po	a	e	fld%
2020	.333	18-7	21	7	7	2	0	1	8	12	.571	5	2	4	0	.483	1	0	0-0	13	14	4	.871
2021	.222	3-3	9	3	2	0	0	1	3	5	.556	3	0	1	0	.417	0	0	0-0	2	7	0	1.000
TOTAL	.300	21-10	30	10	9	2	0	2	11	17	.567	8	2	5	0	.463	1	0	0-0	15	21	4	.900

Year	era	w-l	app	gs	cg	sho	sv	ip	h	r	er	bb	so	2b	3b	hr	bf	bavg	wp	hbp	bk	sfa	sha
2020	5.29	2-0	7	2	1	0/0	1	17.0	18	11	10	3	11	3	0	6	73	.257	1	0	0	0	0
2021	9.00	0-0	1	1	0	0/0	0	2.0	6	5	2	1	1	3	0	0	14	.500	0	0	0	0	1
TOTAL	5.68	2-0	8	3	1	0/0	1	19.0	24	16	12	4	12	6	0	6	87	.293	1	0	0	0	1

### Erica Thulen

Year	avg	gp-gs	ab	r	h	2b	3b	hr	rbi	tb	slg%	bb	hbp	so	gdp	ob%	sf	sh	sb-att	po	a	e	fld%
2021	.000	2-0	0	1	0	0	0	0	0	0	.000	0	0	0	0	.000	0	0	0-0	0	0	0	.000
TOTAL	.000	2-0	0	1	0	0	0	0	0	0	.000	0	0	0	0	.000	0	0	0-0	0	0	0	.000