



KENTUCKY

2020-21 MEN'S BASKETBALL



8 NATIONAL CHAMPIONSHIPS | MOST WINS IN COLLEGE BASKETBALL | 49 SEC TITLES | 31 SEC TOURNAMENT CHAMPIONSHIPS | 55 ALL-AMERICANS | 132 NBA DRAFT PICKS

KENTUCKY (6-13, 5-7) at VANDERBILT (6-10, 2-8)

Wednesday, Feb. 17 • 7 p.m. ET • Memorial Gymnasium* • Nashville, Tenn.

#TGT #BuiltDifferent • @KentuckyMBB

*limited fans during COVID-19 pandemic

THE MATCHUP

Series Breakdown

- Overall - UK, 150-47
- in Nashville - UK, 59-29
- Calipari vs. VU - 20-4
- Stackhouse vs. UK - 0-3
- Current UK streak - W9

John Calipari	Jerry Stackhouse
Overall Record: 781-230*	Overall Record: 17-31
Record at UK: 336-90	Record at VU: 17-31
Overall Seasons: 29th	Overall Seasons: 2nd
at Kentucky: 12th	at Vanderbilt: 2nd

*on-court record

BY THE NUMBERS

2,324	All-time wins, NCAA leader
49	SEC regular-season titles in program history
7	UK's strength of schedule in the NET, as of Feb. 10
5	Career-high 3s by Brandon Boston Jr. vs. AU

TALE OF THE TAPE

UK	STATISTIC	VU
69.2	Points Per Game	73.2
70.6	Opp. Points PG	72.8
38.9	Rebounds PG	34.9
+2.9	Rebound Margin	+1.6
11.9	Assists PG	13.5
6.1	Blocks PG	2.7
6.3	Steals PG	7.2
.416	FG Pct.	.435
.409	Opp. FG Pct.	.470
.327	3-Pt. FG Pct.	.353
.316	Opp. 3-Pt. FG Pct.	.353
.712	FT Pct.	.729

A UK WIN WOULD ...

- Be Kentucky's first consecutive wins since a three-game winning streak to start SEC play
- Improve UK's record to 1,018-291 against league foes
- End a four-game skid on the road
- Improve Kentucky's record to 274-52 against unranked foes under Calipari
- Keep the Wildcats in the hunt for a coveted top-four seed at the SEC Tournament

LAST GAME'S STARTERS



2

DEVIN ASKEW

6-3 • 198 • GUARD • FRESHMAN
SACRAMENTO, CALIF. | MATER DEI HIGH SCHOOL

Averaging 7.4 points and 3.2 assists per game | Dished out four or more assists in six of the last seven games | Leads the team with 61 assists | Averaging 11.3 points and 4.7 assists over the last three games



10

DAVION MINTZ

6-3 • 196 • GUARD • GRADUATE
CHARLOTTE, N.C. | CREIGHTON UNIVERSITY

Hit game-winning 3 vs. Vanderbilt and Auburn | Averaging 9.9 points | Leads the team with 32 3-pointers | Made a 3 in all but four games | Led the team in scoring seven times | Scored 18 points with four 3-pointers at Missouri



3

BRANDON BOSTON JR.

6-7 • 185 • GUARD • FRESHMAN
NORCROSS, GA. | SIERRA CANYON HIGH SCHOOL

Averaging team-high 12.2 points | Made 61.1% of his 3-point attempts over the last four games | Double-double vs. Richmond (20 points, 10 boards) | 17 points in each of the last two | Team-high 14 double-figure scoring games



23

ISAIAH JACKSON

6-10 • 206 • FORWARD • FRESHMAN
PONTIAC, MICH. | WATERFORD MOTT HIGH SCHOOL

Averaging 7.2 points and a team-high 6.7 rebounds and 2.7 blocks per game | Ranks 12th in the country in blocks per game | Fourth nationally in block percentage | Double-double with 18 points and 11 rebounds vs. Auburn



30

OLIVIER SARR

7-0 • 237 • FORWARD • SENIOR
BORDEAUX, FRANCE | WAKE FOREST UNIVERSITY

Leads the team with three double-doubles | Averaging 11.3 points and 6.1 rebounds in SEC play | 24 points in win over Vanderbilt | Scored in double figures in four of the last six games | Career-high three 3-pointers vs. Arkansas

STAT LEADERS

POINTS PER GAME		
UK	Brandon Boston Jr.	12.2
VU	Scotty Pippen Jr.	20.3
REBOUNDS PER GAME		
UK	Isaiah Jackson	6.7
VU	Dylan Disu	8.4
ASSISTS PER GAME		
UK	Devin Askew	3.2
VU	Scotty Pippen Jr.	5.4
STEALS PER GAME		
UK	Brandon Boston Jr.	1.3
VU	Scotty Pippen Jr.	1.7
BLOCKS PER GAME		
UK	Isaiah Jackson	2.7
VU	Dylan Disu	1.2
3-POINTERS		
UK	Davion Mintz	32
VU	Scotty Pippen Jr.	32
FIELD-GOAL PERCENTAGE		
UK	Isaiah Jackson	.500
VU	Dylan Disu	.500
FREE-THROW PERCENTAGE		
UK	Keion Brooks Jr.	.793
VU	Myles Stute	.833

NEED TO KNOW

Kentucky has made 25 3-pointers over its last two games and is shooting 50% from behind the arc. The 25 combined makes are the most in consecutive games since the 1998 SEC Tournament

UK has not played a single game this season with its full complement of scholarship players available

Vanderbilt has led by nine or more points in six of the last nine meetings between the two teams, including earlier this season

Brandon Boston Jr. is 11 of 18 (61.1%) from 3 over his last four games after shooting 9 for 50 (18.0%) in his first 15

Kentucky has led in the second half in nine of its 13 losses this season

UK, led by Isaiah Jackson, ranks third nationally with 6.1 blocked shots per game. Jackson is 12th in the country with 2.7 per game and is fourth in block percentage at 13.5%

SCHEDULE

NOVEMBER

25	10/9	-/-	MOREHEAD STATE ¹	SECN	W, 81-45
29	10/9	RV/RV	RICHMOND ¹	ESPN	L, 76-64

DECEMBER

1	20/9	7/5	vs. Kansas ²	ESPN	L, 65-62
6	20/9	-/-	vs. Georgia Tech ³	ESPN	L, 79-62
12	-/RV	-/-	NOTRE DAME	CBS	L, 64-63
19	-/-	22/21	vs. North Carolina ⁴	CBS	L, 75-63
26	-/-	RV/RV	at Louisville	ESPN	L, 62-59

JANUARY

2	-/-	-/-	at Mississippi State*	SEC	W, 73-73 ^{OT}
5	-/-	-/-	VANDERBILT*	SEC	W, 77-74
9	-/-	RV/RV	at Florida*	ESPN	W, 76-58
12	-/-	RV/24	ALABAMA*	ESPN	L, 85-65
16	-/-	-/-	at Auburn*	ESPN	L, 66-59
20	-/-	-/-	at Georgia*	SEC	L, 63-62
23	-/-	RV/RV	LSU*	ESPN	W, 82-69
26	-/-	9/8	at Alabama*	ESPN	L, 70-59

FEBRUARY

3	-/-	18/17	at Missouri*	ESPN2	L, 75-70
6	-/-	11/10	TENNESSEE*	ESPN	L, 82-71
9	-/-	RV/RV	ARKANSAS*	ESPN	L, 81-80
13	-/-	-/-	AUBURN*	CBS	W, 82-80
17	-/-	-/-	at Vanderbilt*	SEC	7 p.m.
20	-/-	19/20	at Tennessee*	CBS	1 p.m.
23	-/-	-/-	TEXAS A&M*	ESPN/2	7 p.m.
27	-/-	-/-	FLORIDA*	CBS	4 p.m.

MARCH

2	-/-	-/-	at Ole Miss*	ESPN/2	9 p.m.
10	-/-	-/-	SEC Tournament ⁵	TBD	TBD

All times Eastern | *SEC conference game | HOME GAMES IN CAPS
¹Bluegrass Showcase (Rupp Arena | Lexington, Ky.)
²Champions Classic (Bankers Life Fieldhouse | Indianapolis)
³Holiday Hoopsgiving (State Farm Arena | Atlanta)
⁴CBS Sports Classic (Rocket Mortgage FieldHouse | Cleveland)
⁵SEC/Big 12 Challenge (Rupp Arena | Lexington, Ky.)
⁶SEC Tournament (Bridgestone Arena | Nashville, Tenn.)

BROADCAST INFO

TELEVISION

Play-by-play: Mike Morgan
Analyst: Debbie Antonelli



HOME RADIO

Play-by-play: Tom Leach
Analyst: Mike Pratt



SATELLITE RADIO

XM: 84
SiriusXM: 84



TV CHART



0 JACOB TOPPIN

Sophomore Forward
6-9 | 194
Brooklyn, N.Y.
Rhode Island
@Jtoppin0
@jtoppin_0
(TOPP-in)



2 DEVIN ASKEW

Freshman | Guard
6-3 | 198
Sacramento, Calif.
Mater Dei
@babydev5
@babydev
(ASK-you)



3 BRANDON BOSTON JR.

Freshman | Guard
6-7 | 185
Norcross, Ga.
Sierra Canyon
@bboston_
@brandonboston



5 TERENCE CLARKE

Freshman | Guard
6-7 | 194
Boston
Brewster Academy
@terrenceclarke_
@tclarke



10 DAVION MINTZ

Graduate | Guard
6-3 | 196
Charlotte, N.C.
Creighton
@deemintz1
@davion
(DAY-vee-on)
(mints)



11 DONTAE ALLEN

R-Freshman Guard
6-6 | 198
Falmouth, Ky.
Pendleton County
@DontaeAllen11
@dontaiallen11
(DON-tay)



12 KEION BROOKS JR.

Sophomore Forward
6-7 | 205
Fort Wayne, Ind.
La Lumiere School
@KeionB_12
@klbj.xii
(KEY-on)



13 RILEY WELCH

Senior | Guard
6-0 | 185
Littleton, Colo.
College of the Desert
@Riley_Welch
@riley_welch
@Riley.Welch13



14 BRENNAN CANADA

Sophomore Forward
6-6 | 198
Mount Sterling, Ky.
George Rogers Clark
@brennanc14
@brennanc14



20 ZAN PAYNE

R-Sophomore Guard/Forward
6-4 | 215
Lexington, Ky.
Lexington Catholic
@young_payne2321
@alexander.payne23



21 CAM'RON FLETCHER

Freshman Forward
6-6 | 215
St. Louis
Vashon
@CamRonFletcher1
@camron
(CAM-run)



23 ISAIAH JACKSON

Freshman Forward
6-10 | 206
Pontiac, Mich.
Waterford Mott
@IJackson22
@isaiahjackson22



25 KAREEM WATKINS

Freshman | Guard
5-8 | 145
Camden, N.J.
Kingsway Regional
@stink_cvp



30 OLIVIER SARR

Senior | Forward
7-0 | 237
Bordeaux, France
Wake Forest
@sarr_olivier
@olivier_sarr
(oh-LIV-ee-ay)



34 OSCAR TSHIEBWE

Sophomore Forward
6-9 | 260
Lubumbashi, Democratic Republic of the Congo
West Virginia
@Oscartshiebwe34
@oscar_tshiebwe
(SHEE-bway)



55 LANCE WARE

Freshman Forward
6-9 | 223
Camden, N.J.
Camden
@lanceware12
@lance.ware



JOHN CALIPARI

Head Coach
12th Season
@UKCoachCalipari
@ukcoachcalipari
@UKCoachCalipari
(cal-uh-PEAR-ee)




TONY BARBEE

Assoc. to the HC
Seventh season at UK
First season as assoc. to HC
@CoachTonyBarbee
@abarbee2250



BRUISER FLINT

Assistant Coach
First season at UK
First season as assistant
@brufflint14



JOEL JUSTUS

Assistant Coach
Seventh season at UK
Fifth season as assistant
@UKCoachJustus
@ukcoachjustus



JAI LUCAS

Assistant Coach/ Recruiting Coord.
First season at UK
First season as assistant
@CoachJLuc
@jai.luc
(jay)



JOHN ROBIC

Special Asst. to the HC/Basketball Ops.
12th season at UK
Fifth season as special asst.

Alphabetical Roster

NO.	NAME	POS.	HT.	WT.	CL.	HOMETOWN (PREVIOUS SCHOOL)
11	Dontae Allen	G	6-6	198	R-Fr.	Falmouth, Ky. (Pendleton County)
2	Devin Askew	G	6-3	198	Fr.	Sacramento, Calif. (Mater Dei)
3	Brandon Boston Jr.	G	6-7	185	Fr.	Norcross, Ga. (Sierra Canyon)
12	Keion Brooks Jr.	F	6-7	205	So.	Fort Wayne, Ind. (La Lumiere)
14	Brennan Canada	F	6-6	198	So.	Mount Sterling, Ky. (George Rogers Clark)
5	Terrence Clarke	G	6-7	194	Fr.	Boston (Brewster Academy)
21	Cam'ron Fletcher	F	6-6	215	Fr.	St. Louis (Vashon)
23	Isaiah Jackson	F	6-10	206	Fr.	Pontiac, Mich. (Waterford Mott)
10	Davion Mintz	G	6-3	196	Gr.	Charlotte, N.C. (Creighton)
21	Zan Payne	G/F	6-4	215	R-So.	Lexington, Ky. (Lexington Catholic)
30	Olivier Sarr	F	7-0	237	Sr.	Bordeaux, France (Wake Forest)
0	Jacob Toppin	F	6-9	194	So.	Brooklyn, N.Y. (Rhode Island)
34	Oscar Tshiebwe	F	6-9	260	So.	Lubumbashi, Democratic Republic of the Congo (West Virginia)
55	Lance Ware	F	6-9	223	Fr.	Camden, N.J. (Camden)
25	Kareem Watkins	G	5-8	145	Fr.	Camden, N.J. (Kingsway Regional)
13	Riley Welch	G	6-0	185	Sr.	Littleton, Colo. (College of the Desert)

On the Bench

Head Coach: John Calipari (Clarion, 1982)
Associate to the Head Coach: Tony Barbee (UMass, 1993)
Assistant Coaches: James "Bruiser" Flint (St. Joseph's, 1987)
 Joel Justus (UNC Wilmington, 2004)
 Jai Lucas (Texas, 2011)
Special Assistant to the HC/Basketball Ops.: John Robic (Denison, 1986)
Assoc. AD/Basketball Operations: Chris Woolard (UCLA, 1997)
Director of Basketball Admin.: Will Barton (Kentucky, 2013)
Strength and Conditioning Coach: Robert Harris (Kentucky State, 2009)
Athletic Trainer: Geoffrey Staton (North Carolina, 2007)
Equipment Manager: Mark Evans (Kentucky, 2013)
Recruiting Analyst: Brady Kennedy (Kentucky, 2016)



POLLS, STATS, MEDIA INFO

Weekly Media Schedule

all times ET

16 Tue.

Media availability | 11 a.m.
Practice | 3 p.m.

17 Wed.

at Vanderbilt | 7 p.m.
SECN | Nashville, Tenn.

18 Thu.

Practice 3 p.m.
No media availability

19 Fri.

Media availability | TBD
Practice | 3 p.m.

20 Sat.

at Tennessee | 1 p.m.
CBS | Knoxville, Tenn.

21 Sun.

Practice 3 p.m.
No media availability

22 Mon.

Media availability | 2 p.m.
Practice | 3 p.m.
John Calipari Show | 6 p.m.
UK Sports Network

Communications & PR Staff



Eric Lindsey

Director
Cell - 859.619.0944
Email - eric.lindsey@uky.edu



Deb Moore

Associate Director
Cell - 859.559.5781
Email - deb.moore@uky.edu

Media Information

CREDENTIAL REQUESTS

Requests for single-game credentials will open 14 days prior to the contest and close 7 days prior to game day online at sportssystems.com/Kentucky.

CREDENTIAL CRITERIA

The University of Kentucky's decision to issue credentials to a media outlet for the purposes of covering a UK basketball home or away event is determined by a variety of factors. They include the following:

- Amount of coverage given to Kentucky throughout the season
- Intention/ability to cover all 22 sports at Kentucky
- Distribution/size of publication: free, subscription, sale on newsstands, website traffic, etc.
- Radio or TV station program format and size of audience
- Length of existence of the publication, amount of original copy generated, number of full-time employees of the publication and the journalistic experience of the reporter(s)
- Attendance at Kentucky media sessions, including Olympic sport opportunities
- Space availability
- Professionalism, which includes but is not limited to conduct at games, press conferences, practices, on social media, etc.

The University of Kentucky has the right to revoke credentials under its own discretion.

INTERVIEW POLICIES-GENERAL

All interviews with University of Kentucky basketball players or staff members must be arranged through the Communications and Public Relations office. Media should never contact a player or coach directly.

The Wildcat Coal Lodge, dormitories, team locker rooms and other team quarters are private team areas. Media members are not permitted in these areas unless accompanied by appropriate university personnel.

PRACTICE/PRESS CONFERENCES

Other than announced exceptions, UK basketball practices are closed to the media.

Player interviews are conducted prior to practices the day before a game and will be available to all UK media via Zoom. UK will accept requests for player interviews, but they must be submitted 24 hours prior to the scheduled availability.

Coach John Calipari or an assistant coach will meet with members of the media immediately following player interviews via Zoom.

Gameday shoot-arounds are closed to the media.

TELEPHONE PLAYER INTERVIEWS

Telephone interviews are available to the media on a call-back basis. Individual player and coach telephone numbers will not be given to members of the media.

Players are instructed not to conduct interviews when contacted directly by telephone. The Communications and Public Relations office will arrange for telephone interviews at a time most convenient for the student-athlete.

Other special requests are handled on a case-by-case basis.

POSTGAME INTERVIEWS

Following each game, there is a cooling-off period, during which time the players shower and dress. Approximately 10 minutes after the game ends, Coach Calipari conducts his postgame press conference while a player speaks to the UK Sports Network.

Following Coach Calipari's Zoom press conference and the cooling-off period, selected UK players are available via Zoom.

The Polls

Associated Press Top 25 Feb. 15

1. Gonzaga (59)
2. Baylor (5)
3. Michigan
4. Ohio State
5. Illinois
6. Houston
7. Virginia
8. Alabama
9. Oklahoma
10. Villanova
11. Iowa
12. Texas
13. West Virginia
14. Creighton
15. Texas Tech
16. Florida State
17. Southern Cal
18. Virginia Tech
19. Tennessee
20. Missouri
21. Wisconsin
23. Loyola Chicago
23. Kansas
24. Arkansas
25. San Diego State

Receiving Votes: Oklahoma State 71, Rutgers 49, Belmont 47, Louisville 40, Colorado 31, Oregon 30, Drake 22, Purdue 20, Clemson 17, Florida 17, LSU 16, UCLA 11, VCU 10, Saint Louis 5, Xavier 4, Toledo 3, UC Santa Barbara 2, North Carolina 2, Western Kentucky 2, Wright State 1, Wichita State 1, Utah State 1, BYU 1

USA Today Coaches Poll Feb. 15

1. Gonzaga (28)
2. Baylor (4)
3. Michigan
4. Ohio State
5. Illinois
5. Houston
7. Villanova
8. Virginia
9. Alabama
10. Oklahoma
11. Texas Tech
12. Creighton
13. Texas
14. Iowa
15. West Virginia
16. Florida State
17. Virginia Tech
17. Virginia Tech
18. Southern Cal
19. Missouri
20. Tennessee
21. Wisconsin
22. Oklahoma State
23. Loyola Chicago
24. Kansas
25. Oregon

Receiving Votes: San Diego State 45, Louisville 41, Arkansas 32, Belmont 28, Rutgers 28, Purdue 23, Drake 19, Clemson 16, Florida 15, Colorado 13, UCLA 13, LSU 12, Utah State 7, Seton Hall 5, Winthrop 4, Colorado State 3, St. John's 2, Saint Louis 2, Boise State 2, Xavier 1

SEC Standings

Team	SEC Record	Overall Record
Alabama	12-1 (.923)	17-5 (.773)
Arkansas	8-4 (.667)	16-5 (.762)
LSU	8-4 (.667)	13-6 (.684)
Florida	6-4 (.600)	10-5 (.667)
Tennessee	7-5 (.583)	14-5 (.737)
Missouri	6-5 (.545)	13-5 (.722)
Ole Miss	7-6 (.539)	12-8 (.600)
Kentucky	5-7 (.417)	6-13 (.316)
Auburn	5-8 (.385)	11-11 (.500)
Georgia	5-8 (.385)	12-8 (.600)
Mississippi State	5-8 (.385)	11-11 (.500)
South Carolina	3-7 (.300)	5-9 (.357)
Texas A&M	2-6 (.250)	8-7 (.533)
Vanderbilt	2-8 (.200)	6-10 (.375)

through Feb. 13

UK in the Rankings

Team Rankings

Category	Stat	SEC [NCAA]
Scoring	69.2	13th [234th]
Scoring Defense	70.1	7th [191st]
Scoring Margin	-1.4	12th [231st]
Free-Throw %	.712	8th [161st]
Field-Goal %	.416	14th [278th]
Field-Goal % Def.	.409	3rd [68th]
3-Point FG %	.327	9th [221st]
3-Point FG % Def.	.316	4th [90th]
Rebounds Per Game	38.9	4th [41st]
Opponent Rebs. Per Game	36.0	11th
Rebounding Margin	+2.9	75th [101st]
Blocks Per Game	6.1	3rd [3rd]
Assists Per Game	11.9	13th [269th]
Steals Per Game	6.3	14th [186th]
Turnover Margin	-2.6	14th [302nd]
Assist-to-TO Ratio	0.8	13th [283rd]
Off. Rebs. Per Game	12.2	6th [41st]
Def. Rebs. Per Game	26.7	5th [98th]
Def. Rebound %	.697	9th
Off. Rebound %	.333	6th
3-Point FG Per Game	5.9	12th [293rd]

Individual Rankings

Category/Player	Stat	SEC [NCAA]
Assist-to-TO Ratio/Askew	1.5	4th [241st]
Blocks Per Game/Jackson	2.7	1st [12th]
Defensive Rebs. PG/Jackson	4.5	10th [302nd]
Double-Doubles/Sarr	3	78th [142nd]
Minutes Per Game/Boston Jr.	30.4	17th
Rebounds Per Game/Jackson	6.7	8th [212th]
Rebounds Per Game/Sarr	5.7	17th

through Feb. 13

Upcoming in the SEC

Feb. 17 - 23

Contest	Time	TV Network
Wednesday, Feb. 17 Kentucky at Vanderbilt	7 p.m.	SEC Network
South Carolina at Tennessee	9 p.m.	SEC Network
Thursday, Feb. 18 Alabama at Texas A&M	3 p.m.	SEC Network
Mississippi State at Auburn	5 p.m.	ESPN2
LSU at Ole Miss	5 p.m.	SEC Network
Saturday, Feb. 20 Kentucky at Tennessee	1 p.m.	CBS
Vanderbilt at Alabama	1 p.m.	SEC Network
Missouri at South Carolina	2 p.m.	ESPN2
Georgia at Florida	3:30 p.m.	SEC Network
Auburn at LSU	4 p.m.	ESPN2
Mississippi State at Ole Miss	6 p.m.	SEC Network
Arkansas at Texas A&M	8:30 p.m.	SEC Network
Tuesday, Feb. 23 Texas A&M at Kentucky	7 p.m.	ESPN/2
LSU at Georgia	7 p.m.	SEC Network
Ole Miss at Missouri	9 p.m.	SEC Network
Florida at Auburn	9 p.m.	ESPN/2/U

All times Eastern



NOTES

Honoring the Cats

Dontaie Allen

- SEC Freshman of the Week (Jan. 4)

Brandon Boston Jr.

- Wooden Award Preseason Top 50
- Bluegrass Showcase All-Tournament Team
- Preseason All-SEC First Team (Media/Coaches)
- Julius Erving Award Preseason Watch List
- CBS Sports Preseason All-America Third Team
- Stadium Preseason All-America Third Team
- Naismith Trophy Preseason Watch List
- NABC Player of the Year Preseason Watch List

Terrence Clarke

- Jerry West Award Preseason Watch List
- Naismith Trophy Preseason Watch List

Isaiah Jackson

- Karl Malone Award Preseason Watch List

Davion Mintz

- Senior CLASS Award Candidate

Olivier Sarr

- Senior CLASS Award Candidate
- Wooden Award Preseason Top 50
- Bluegrass Showcase All-Tournament Team
- Preseason All-SEC Second Team (Media/Coaches)
- Kareem Abdul-Jabbar Award Preseason Watch List
- ESPN's Dick Vitale Preseason All-America First Team

Cats Snap Skid with Tight Win Over Auburn

On a number of occasions this season, Kentucky has found itself in the lead, or within a possession of the lead, in the second half only to eventually see victory slip away.

Saturday's game against Auburn appeared to be headed down a similar path. After the Cats built a 14-point lead, 63-49, with 10:36 to play, the Tigers began chipping away. Eventually, Auburn would tie the game at 77 apiece with 46 seconds to play on an Allen Flanigan layup.

But this time, things would be different for the Cats. Just 13 seconds after Flanigan's layup, UK's Davion Mintz hit a right-wing 3-pointer to give the Cats an 80-77 advantage. The Cats would play solid defense and hit enough free throws down the stretch to win 82-80, snapping a four-game skid in the process.

UK head coach John Calipari has been looking for someone to step up and hit the big shot for the Cats. He was happy with Mintz being that guy on Saturday.

"The one he made today, those are daggers," Calipari said. "It takes a unique guy, and I'll tell you why: They can't be afraid to miss the shot. That's the one that will make it. Yeah, but the dude that's not afraid to miss, I'll deal with the miss, but I'm shooting this and this is a dagger. Proud of him."

Isaiah Jackson scored a career-high 18 points and added 11 rebounds, Brandon Boston Jr. made five 3-pointers and scored 17 points for Kentucky.

Calipari was happy to see his team's hard work pay off.

"They have to have rewards," Calipari said. "We've been making strides for three weeks, but you've got to have a reward at the end. And so, because all the hard work, all the extra conditioning they are doing, and shots, and then sacrificing for the team, you've got to have some reward, and you've got to win somewhere."

Besides what would have been John Calipari's first five-game slide in his 12 years at Kentucky (6-13, 5-8 SEC), the Wildcats prevented their first-ever three-game losing streak at 45-year-old Rupp Arena. They also denied the Tigers (11-11, 5-8) their first season sweep. The Tigers are 2-50 inside Rupp with their last win there coming in 1988.

Jackson, a freshman, had his first career double-double. He and the team were excited to snap the losing streak.

"It's been a heavy burden lately finishing out close games," Jackson said. "We would be up in games and then just lose the lead. But this game we finally put everything together and we got the win today. So, everyone's really happy and excited about the game."

Keion Brooks Jr. added 12 points for Kentucky, which shot 53% in the second half and made 8 of 13 from the arc after going 3 of 11 from long distance in the first half.

Thor was 5 of 6 on 3-pointers in scoring 24 points with nine rebounds for Auburn. Flanigan added 23 points and Sharife Cooper, averaging 20.2 points per game coming in, finished with 14 points and eight assists but on just 6-of-23 shooting. Cooper, the freshman point guard who sat out the first 11 games, has had his two lowest-scoring games against Kentucky. He scored 11 points in a 66-59 victory on Jan. 16.

Boston and Mintz hit consecutive 3-pointers to give Kentucky its first lead. After Cooper replied with a 3-pointer, the Wildcats went on a 19-6 run that included two more Boston 3-pointers and resulted in a 60-47 bulge. Another Boston 3 made it a 14-point lead midway through the second half.

Kentucky missed its first eight shots with Auburn going up nine midway through the first half before the Wildcats scored seven straight. The Tigers again were up nine after Flanigan scored five consecutive points and led 36-30 at the break.

Both head coaches were called for technicals, Calipari in the first and Bruce Pearl in the second.

Vanderbilt Brings Out the Comeback Cats

Kentucky would rather not play with the proverbial fire of falling behind Vanderbilt and coming back as the Wildcats have done so often in the series' recent history, but there's no denying that the Wildcats have made it a habit of late of breaking the Commodores' hearts.

During the current nine-game winning streak vs. Vanderbilt, UK has rallied from at least a nine-point deficit in six of those games, including five of the last six. It's also worth mentioning that the Wildcats came back from a 22-point hole to win 82-79 at Vanderbilt on Feb. 22, 1997.

Kentucky rallied from a nine-point hole in the team's earlier matchup this season. It also marked the fifth straight season that UK overcame a halftime deficit against Vanderbilt.

Here are the recent comeback victories by Kentucky against Vanderbilt:

- Feb. 11, 2020 - The Wildcats trailed by as much as 14 with 4:43 left in the first half
- Jan. 29, 2020 - UK came back from a 10-point second half hole
- Jan. 12, 2019 - The Wildcats rallied from 12 down in the first half to win
- Jan. 30, 2018 - Kentucky came back from a 14-point deficit for the victory in overtime
- Feb. 28, 2017 - The Wildcats stormed back from a 19-point first-half hole
- Jan. 5, 2021 - Kentucky rallied back from nine points, including a seven-point halftime deficit

Is Boston Turning a Corner?

Following a two game stretch in which he scored 18 points in consecutive games against Georgia and LSU the question was asked if Brandon Boston Jr. was turning a corner. It turns out, it was a precursor to exactly that.

The team's leading scorer at 12.2 points per game has taken it up another notch over his last four games. Scoring in double figures isn't out of the ordinary for Boston, who has led the Wildcats in scoring virtually all season, but rather the efficiency has stood out. In his last four outings, Boston has made 11 of 18 (61.1%) from 3-point range. He was 9 of 50 (18.0%) during his first 15 games of the season.

"BJ is playing so much better," UK head coach John Calipari said following Boston's 17-point performance against Auburn. "You know why? He's playing for his team. All the stuff you saw early on, which was like an AAU game, you're not seeing it now. Now he's playing for his teammates."

Boston is averaging 12.5 points per game over his last four games, which isn't far off his season-long scoring average, but it's how he's contributing that is proving to be the difference.

The Norcross, Georgia native is shooting 40.5% from the field, 83.3% from the free-throw line in addition to the 61.1% clip from long range. He's averaging 2.0 assists per game and is limiting his shot selection to an average of 10.5 per game. For the season, Boston's averages are 37.1% from the field, 79.2% from the line, 1.4 assists per game and 12.7 shot attempts.

During the two-game stretch against Georgia and LSU, Boston impressed Calipari with better shot selection. There have been fewer flips at the basket and more confident drives and strokes.

"Downhill runner, create fouls, get to the rim," is how Calipari wants to see Boston play. "All of a sudden you look like one of the best players in the country. The flippy-doodles that get nothing except a layup down the other end? We're not having that anymore."

"Coach Cal, you know, he pushes us to be the best players that we can be every day," Boston said recently. "He doesn't let off on us, he doesn't let us take plays or days off. He is consistent on how he coaches and I really appreciate him for that, just being on my back every day as one of the best we know."



NOTES

2020-21 Lead-Deficit Comparison

Opponent	Biggest Lead	Biggest Deficit	Biggest Run	Changes	Ties	Led	Trailed	Result
MOREHEAD ST.	39 (2nd)	N/A	7-0	0	1	38:29	0:00	W, 81-45
RICHMOND	6 (2nd)	16 (2nd)	6-0	14	12	10:36	21:55	L, 76-64
vs. Kansas	13 (1st)	5 (2nd)	15-0	6	8	26:14	8:30	L, 65-62
vs. Georgia Tech	3 (1st)	20 (2nd)	7-0	8	2	5:56	31:12	L, 79-62
NOTRE DAME	4 (1st)	24 (2nd)	16-0	1	1	1:56	37:13	L, 64-63
vs. North Carolina	11 (1st)	12 (2nd)	7-0	3	4	24:40	13:02	L, 75-63
at Louisville	4 (1st)	7 (2nd)	6-0	10	6	11:55	24:07	L, 62-59
at Mississippi St.	8 (2OT)	9 (2nd)	10-0	9	5	13:04	31:06	W, 78-73 ^{2OT}
VANDERBILT	9 (1st)	6 (1st)	9-0	5	14	10:59	17:41	W, 77-74
at Florida	25 (2nd)	5 (1st)	13-0	3	3	32:16	5:02	W, 76-58
ALABAMA	N/A	20 (2nd)	8-0	0	1	0:00	39:17	L, 85-65
at Auburn	7 (1st)	10 (2nd)	9-0	4	5	19:45	13:02	L, 66-59
at Georgia	7 (2nd)	9 (1st)	10-0	10	2	12:56	25:10	L, 63-62
LSU	17 (2nd)	2 (1st)	10-0	2	2	37:44	0:15	W, 82-69
at Alabama	2 (2nd)	11 (2nd)	10-0	6	9	3:06	28:50	L, 70-59
at Missouri	N/A	13 (1st)	8-0	0	1	0:00	39:16	L, 75-70
TENNESSEE	10 (2nd)	11 (2nd)	9-0	8	10	22:17	10:42	L, 82-71
ARKANSAS	6 (1st)	12 (2nd)	8-0	13	6	15:19	22:34	L, 81-80
AUBURN	14 (2nd)	9 (1st)	9-0	1	2	16:30	21:33	W, 82-80
at Vanderbilt								
at Tennessee								
TEXAS A&M								
FLORIDA								
at Ole Miss								
BIGGEST/MOST	39	24	16-0	14	14	38:29	39:17	
TOTALS						304:48	390:37	

Davi-Onions

Long-time sportscaster Bill Raftery coined the phrase "onions" on Nov. 8, 1995 during a telecast of a New Jersey Nets game. The phrase is defined as, "A nice way of describing the toughness of a person."

This season, there's been one player in particular who has been called upon to take the tough shot in big situations.

Following another go-ahead 3-pointer in UK's latest victory over Auburn, Mintz has now drained four important long-range shots this season for the Wildcats.

Mintz, the team's leading 3-point maker at 32 on the season, drained his most clutch shot from behind the arc with 33 seconds to go in the 82-80 win over Auburn.

He also hit the go-ahead 3-pointer earlier in the week against Arkansas with 14 seconds to play before the Razorbacks were able to hit two free throws to win the game.

Coincidentally, Kentucky's next opponent was Mintz's first big make of the season. He hit a corner go-ahead 3 with 47 to play against the Commodores as Kentucky held on to win and go 3-0 to begin Southeastern Conference action.

"It felt amazing," Mintz said after the Vanderbilt 3-pointer. "Coach is drawing it up and I knew where he had placed me. I knew that it would be open. Devin (Askeew) put it right on the money and I was like, 'Oh yeah, this feels amazing,' especially right after I vividly remember missing one of my game-winning 3s at Creighton, just to hit one in that exact same spot, years later of course, that just felt amazing."

Shooters Have Turned into Makers

For much of the last month, John Calipari has begged, pleaded and encouraged his players continue to shoot even if the shots aren't falling. If a player is open, he has given the green light for his team to take the shot so not to result in a bad shot or a turnover.

Over the last two games, the Wildcats have done just that.

Kentucky drained 14 3-pointers against Arkansas and made another 11 in the win over Auburn. UK's 25 long balls in consecutive games are the most since making 25 vs. Arkansas and South Carolina in the 1998 SEC Tournament. It is also the first time UK has made 11 3s in consecutive games since Feb. 2016 vs. South Carolina and Tennessee.

UK isn't just relying on one player, however, and its not just making them. Kentucky is getting production from just about everyone and UK's efficiency from long range in particular has been impressive.

Big man Olivier Sarr has made a 3-pointer in four straight games. Brandon Boston Jr. is making 61.1% from 3-point range over his last four games and has made four or more in consecutive outings. Kentucky as a team is 25 of 50 (50.0%) over the last two games from behind the arc. Seven different players have made at least one.

Too Close to Call

One thing that has been consistent for Kentucky this season has been playing in close games. The Wildcats have been on the positive side of a few of them, but far too many times for their liking on the wrong side this season.

Kentucky has been involved in a one-possession game at any point within the final four minutes of regulation in 11 of its last 17 games.

For just the second time in the program's storied history, UK has lost three one-point games this season following its 81-80 loss to Arkansas. The Wildcats also dropped three one-point heartbreakers during the 1957-58 season.

What's worse: The one-point losses are far from the only "could-have-been/should-have-been" wins.

UK lost 65-62 to No. 7/5 Kansas but had a shot to tie with five seconds to play. The Wildcats overcame a nine-point second-half deficit to have the last-second chance to force overtime.

Against Notre Dame, the Wildcats erased a 22-point halftime deficit -- the largest for a home game in program history -- and had a shot to win the game with two seconds remaining but fell 64-63.

Kentucky overcame a late seven-point deficit at rival Louisville and had three possessions to tie or take the lead, including a shot with one second remaining to tie. Ultimately, the Wildcats fell 62-59 with a cruel in-and-out shot by Olivier Sarr to take the lead late in the game.

UK bounced back from those tough outings with a double-overtime win at Mississippi State and then stormed back from a nine-point hole against Vanderbilt and won with a Davion Mintz 3-pointer with less than a minute to play.

Kentucky suffered a 63-62 loss at Georgia on a last-second bucket by P.J. Horne as the Bulldogs erased a late six-point lead for the win.

The Wildcats erased a 13-point halftime deficit to pull to within a one-possession game in the second half at No. 18 Missouri multiple times before eventually falling 75-70.

Historically, the Wildcats have been decent in one-possession games under John Calipari. In fact, UK is 32-29 (52.5%) in Calipari's 12 seasons in games



NOTES

decided by three points or less (that includes the 2-5 mark this season). In games decided by just two possessions, or six points or fewer, Kentucky is 65-49 (57.0%) under Calipari.

Only the 2014-15 team -- who won its first 38 games -- finished the season with a perfect record in both forms of the down-to-the-wire games and the 2012 squad's only blemish was the infamous last-second 3-pointer at Indiana.

The 2013-14 team, which made a memorable run to the NCAA national championship, was 2-2 in three-point games and 2-7 in six-point games during the regular season before finishing 4-2 in one-possession games and 6-9 in a two-possession contests after the memorable post-season run.

The Brandon Knight-led 2010-11 group was just 1-5 in one-possession games during the regular-season and 4-6 in two-possession games. That squad made Calipari's first Final Four as Kentucky's head coach winning a pair of one-possession games during the tournament run, while also losing by just two for a chance to play for the title.

UK is 6-1 under Calipari following a one-point loss, including 2-1 this season.

Season	One-Possession Games	Two-Possession Games
2020-21	2-5 (.286)	3-6 (.333)
2019-20	3-3 (.500)	5-4 (.556)
2018-19	1-3 (.250)	6-5 (.545)
2017-18	3-3 (.500)	7-4 (.636)
2016-17	2-3 (.400)	6-5 (.545)
2015-16	1-1 (.500)	3-4 (.429)
2014-15	3-0 (1.000)	4-0 (1.000)
2013-14	4-2 (.667)	6-9 (.400)
2012-13	2-2 (.500)	6-3 (.667)
2011-12	3-1 (.750)	5-1 (.833)
2010-11	3-6 (.333)	6-7 (.462)
2009-10	5-0 (1.000)	8-1 (.889)
Total	32-29 (.525)	65-49 (.570)

The Wildcats Really are THIS Close

At 6-13, it's easy for people to ignore John Calipari when he says his team is "close" or "not that far away" from getting in the win column. But the numbers don't lie.

In its 13 losses this season, Kentucky has led in the second half of nine of those games. Of those nine games, seven of the opponents were either ranked or receiving votes at the time of the game and six of them came away from the friendly confines of Rupp Arena.

The Wildcats were particularly close during the meat of UK's schedule from Jan. 23 to Feb. 9. During that stretch, Kentucky played five teams in the top 40 of the NCAA Evaluation Tool rankings at the time of the game and all five were at least receiving votes in the two major polls. The Wildcats beat LSU but lost their next four. In each of those four games UK had chances to win.

Opponent	Largest 2nd-Half	Time Left with Last Lead
RV/RV Richmond	6 (18:40)	18:40
vs. No. 7/5 Kansas	9 (19:30)	4:19
vs. No. 22/21 UNC	6 (13:15)	12:20
at RV/RV Louisville	4 (17:15)	16:55
at Auburn	4 (14:16)	11:19
at Georgia	7 (7:13)	0:33
at No. 9/8 Alabama	2 (4:27)	3:31
No. 11/10 Tennessee	10 (12:00)	7:25
RV/RV Arkansas	1 (0:14)	0:14

It's a Different Game with Four to Play

In what has become an on-going trend this season, Kentucky has been in nearly every contest this season but has struggled to close out games in the final minutes.

Against Southeastern Conference-leading Alabama on the road, Kentucky led 54-52 with 4:27 to play but got outscored 18-5 the rest of the way. Then at Missouri, after erasing a 13-point halftime deficit to pull to within one possession on a multitude of occasions the Wildcats couldn't get over the hump. Heading out of the final media timeout trailing 68-65, Missouri scored six straight points to take control.

"I just want us to play better in winning time, last four minutes," Calipari said recently. "We've just got to play better then, and that means playing to win, playing to be the dagger, playing to make the rebound or the play or the stop or the block that ends the game. Not, 'Ugh, we may not win.' You can't play not to lose. Play to win."

Kentucky took a major step in the right direction during the Arkansas game.

Trailing by 12 with just over six minutes to play, UK flipped the season script and came from behind this time. With an 8-0 run after the 12-point deficit, UK took the lead with less than 30 seconds on a Davion Mintz 3-pointer. Unfortunately for the Wildcats, the Razorbacks were still able to get the win with a pair of free throws on a late foul call.

This led to a, what is hopefully a breakthrough, against Auburn. Kentucky trailed by six at halftime and took a 14-point lead midway through the second half before allowing the Tigers to slowing get back into the game. But, timely shots by Brandon Boston Jr., Devin Askew and once again Mintz, plus free throws from Jacob Toppin and Isaiah Jackson, UK prevented the Tigers from making history in Rupp Arena.

"They are finally playing together," Calipari said after the Auburn game. "They have to have rewards. We've been making strides for three weeks, but you've got to have a reward at the end. And so, because all the hard work, all the extra conditioning they are doing, and shots, and then sacrificing for the team, you've got to have some reward, and you've got to win somewhere."

Despite the win, UK is outscoring its opponents by 11 points over the first 36 minutes of regulation in games this season but minus-43 in the final four minutes of regulation in games (does not count any of the overtime periods vs. Mississippi State).

The Wildcats also let a late six-point lead at Georgia slip away. They had chances to beat Louisville and Notre Dame in the final minutes. Games against Kansas and Auburn were right there for the taking.

The Tennessee game wouldn't qualify as a final-minutes situation, but it was another game in which Kentucky had a prime opportunity to win the game with a 10-point lead midway through the second half before faltering.

"I know we're getting closer, but you just want to win these games," Calipari said after the Alabama loss. "Just like the LSU game. You want to win the games. Just like the two before those. These are wins for us. And we're letting go of the rope or not mentally tough enough to not turn it over, make the play you need to make, be able to function with the stuff swirling. We're not there yet. But, you know what, I'm not stopping."

The Wildcats didn't stop and now they finally have their reward. With five -- hopefully seven -- more games to play in the regular season, UK's next opportunity to prove its turned the page is Wednesday at Vanderbilt.

'No Moral Victories' at Kentucky

As John Calipari has said, there are no moral victories. And even at 6-13, the Kentucky program is not going to accept anything other than victories to build on.

Despite the record, UK's players and staff continue to fight and the team has -- despite a 5-7 league record -- played better basketball since the calendar turned to 2021.

Kentucky has made improvements in a number of areas in SEC play:

- The Wildcats are averaging 71.8 points in league action. They were averaging 64.9

Measurables



Olivier Sarr

Wing Span

1. Olivier Sarr - 7'3.50"
- T2. Dontaie Allen - 7'2.50"
- T2. Isaiah Jackson - 7'2.50"
- T4. Keion Brooks Jr. - 7'1"
- T4. Lance Ware - 7'1"

Max Vertical

1. Jacob Toppin - 42.5"
2. Cam'Ron Fletcher - 40.0"
3. Davion Mintz - 39.0"
4. Terrence Clarke - 38.5"
5. Isaiah Jackson - 37.5"

Hand Width

1. Dontaie Allen - 11.5"
2. Keion Brooks Jr. - 10.5"
- T3. Brennan Canada - 10.0"
- T3. Isaiah Jackson - 10.0"
- T5. Devin Askew - 9.75"
- T5. Jacob Toppin - 9.75"
- T5. Lance Ware - 9.75"

3/4-Court Sprint

1. Isaiah Jackson - 3.21
2. Brennan Canada - 3.31
3. Jacob Toppin - 3.33
4. Cam'Ron Fletcher - 3.35
5. Devin Askew - 3.36
- T5. Brandon Boston Jr. - 3.36
- T5. Lance Ware - 3.36

185-Pound Bench

1. Davion Mintz - 14 reps
2. Olivier Sarr - 12 reps
3. Lance Ware - 7 reps
4. Riley Welch - 6 reps
5. Keion Brooks Jr. - 5 reps

Miscellaneous Stats

Charges Drawn

- Olivier Sarr - 4
- Davion Mintz - 3

First Sub

- Lance Ware - 7
- Dontaie Allen - 4
- Davion Mintz - 4
- Keion Brooks Jr. - 3
- Isaiah Jackson - 3
- Jacob Toppin - 3
- Devin Askew - 1
- Terrence Clarke - 1

5-Second Violations

- Forced by Kentucky - 1
- Forced by Opponent - 0

10-Second Violations

- Forced by Kentucky - 0
- Forced by Opponent - 0

Shot-Clock Violations

- Forced by Kentucky - 10
- Forced by Opponent - 11

Tipoffs (including OT)

- Won by Kentucky - 15
- Won by Opponent - 6

3-Point Plays

- Brandon Boston Jr. - 7
- Isaiah Jackson - 3
- Davion Mintz - 3
- Olivier Sarr - 3
- Devin Askew - 1
- Terrence Clarke - 1
- Jacob Toppin - 1
- Lance Ware - 1

4-Point Plays

- Devin Askew - 1



NOTES

points in the first seven nonconference games

- Kentucky is shooting 36.9% from 3 in league play. In the first seven games, UK shot 25% from long range
- UK is shooting 74.1% at the free-throw line in SEC games. In the first seven games, the Wildcats shot 66.2% at the charity stripe
- UK is averaging 6.8 rejections per game league play. In the first seven games, UK averaged 5.0 blocks per contest
- Kentucky is averaging 6.6 steals per game. In the first seven games, UK averaged 5.9 steals
- The Wildcats only held two of seven nonconference foes to less than 40% from the field. In league play, Kentucky has limited seven of 12 teams to less than 40%
- The Wildcats have had three different players record a double-double (Keion Brooks Jr., Isaiah Jackson and Oliver Sarr)
- UK had five players score in double figures against Arkansas, the first time that has happened all season

Cats Don't Count on the 3 but Heating Up of Late

New rules that moved the 3-point line to the international basketball distance of 22 feet, 1.75 inches have had an impact on college basketball the last two seasons. The Wildcats are not immune to the lower percentages.

Kentucky ranks near the bottom nationally in 3-point field goals per game (ranked 293rd through games on Feb. 13 with 5.9 per game), 3-point field-goal percentage (32.7%, ranked 221st) and 3-point scoring distribution (only 25.6% of UK's points come from 3s, which is 303rd thus far). UK has taken 76 fewer 3-pointers than the opposition, and made five or fewer 3-pointers in 10 of 19 games.

Kentucky was shooting just 25% from behind the arc (30 of 120) entering Southeastern Conference play, among the worst marks in the country. During league play, the Wildcats are shooting at a 36.9% mark. UK's overall 3-point field-goal percentage of 32.7% would be the worst mark under Calipari.

Dontaie Allen has been a bright spot from long range. Averaging 19.9 minutes in conference play, Allen is 23 of 54 (42.6%) from behind the arc.

Brandon Boston Jr. has made 11 of 18 (61.1%) over the last four games after hitting just 9 of 50 (18.0%) in the first 15 games. Olivier Sarr has also drilled at least one from long range in each of the last four games.

The Wildcats have hit 11 or more in back-to-back games for the first time since Feb. 2016 vs. South Carolina and Tennessee and a combined 25 in two straight, which is the most since making 25 vs. Arkansas and South Carolina in consecutive games in the 1998 SEC Tournament. Kentucky started that run with a 14-of-26 performance from behind the arc vs. Arkansas, which tied for the third most of the Calipari era and the most since hitting 15 vs. Georgia on March 1, 2012.

Despite the overall 3-point numbers, they aren't the sole reason behind Kentucky's 6-13 start. If you've followed Calipari's teams over the years, Kentucky has never relied on the 3-point shot. While teams nationally are taking more 3-point shots than ever before, UK has bucked the trend and played to the style that's best suited for that particular group.

The highest percentage of 3-point shots taken under Calipari was the 2010-11 Final Four team that lofted 32.4% of its shots from beyond the arc. No surprise, that team consisted of Brandon Knight and Doron Lamb on the perimeter is also Calipari's top 3-point shooting team at Kentucky.

Calipari typically likes his teams to take between 20 to 24 3-point attempts per game. UK is averaging 18.0 3-point attempts this season.

Not relying on the 3 certainly doesn't hurt the Wildcats. UK is 10-3 all-time under Calipari when making one or fewer from long range.

Year	% of Attempts from 3	3-Point FG%
2009-10:	.313	.331
2010-11:	.324 (highest)	.397 (highest)
2011-12:	.265	.378
2012-13:	.293	.346
2013-14:	.276	.332
2014-15:	.271	.349
2015-16:	.310	.366
2016-17:	.316	.353
2017-18:	.258 (lowest)	.357
2018-19:	.296	.354
2019-20	.266	.343
2020-21	.304	.327 (lowest)

Defense!

Although Kentucky's record may not reflect it, UK's defense this season has been very good.

Through games on Feb. 13, Kentucky ranked 25th nationally in defensive efficiency, according to KenPom.com. KenPom.com also rates UK's effective field-goal percentage defense (46.5%) and block percentage (15.4%) among the top 50 in the nation. Kentucky has yielded more than 1.0 points per possession in eight games, although it has happened in four straight contests just as the struggling offense has started to make strides.

Five times this season, Kentucky has lost despite holding teams to 66 points or fewer. Under John Calipari, that had only occurred 13 times in 407 games prior to this season -- essentially occurring once every 31 games under his direction.

UK is 206-24 under Calipari when holding the opposition to 40% or less from the field but only 4-5 this season. The Wildcats have held six of their last nine opponents to less than 40% from the floor.

UK's Record vs. AP Ranked Opponents and as an AP Ranked Opponent Under Cal

Kentucky (RK)	Opponent Rank																									RV	NR	TOTAL	
	1	2	3	4	5	6	7	8	9	10	11	12	13	14	15	16	17	18	19	20	21	22	23	24	25				
1	-	0-1	0-1	1-0	2-0	2-0	-	2-0	1-0	-	0-1	-	-	-	-	2-0	1-0	1-0	-	1-0	3-0	1-0	-	-	-	6-2	46-3	69-8	
2	1-0	-	-	0-1	1-0	0-1	-	-	-	-	-	1-0	1-0	-	1-0	-	1-0	1-0	0-1	-	-	-	-	-	-	-	4-0	24-0	34-3
3	-	-	-	1-0	-	-	-	-	0-1	-	-	1-0	-	-	-	-	-	-	-	0-1	-	-	-	-	-	-	1-0	17-0	20-2
4	-	0-1	-	-	-	-	0-1	0-1	-	-	-	-	1-0	-	-	-	-	-	-	-	-	-	-	-	1-0	2-0	9-2	13-5	
5	1-0	-	-	-	-	0-1	-	-	-	1-0	-	-	-	-	-	-	-	-	0-1	-	-	-	-	-	1-0	-	1-0	9-0	13-2
6	-	-	-	-	0-1	-	1-0	1-0	-	0-1	-	-	-	-	-	-	-	-	1-0	-	-	-	-	-	-	-	1-0	9-2	13-4
7	-	-	-	0-1	-	-	-	-	-	-	1-0	-	-	0-1	-	-	-	-	1-0	-	-	-	-	-	-	-	-	5-1	7-3
8	-	-	-	-	-	-	-	-	1-0	-	-	-	1-0	-	1-0	-	-	-	-	-	-	-	-	1-0	0-1	-	2-3	13-0	19-4
9	-	-	-	-	-	-	-	-	-	-	-	-	-	-	-	-	-	-	-	-	-	-	-	-	-	-	-	8-2	8-2
10	-	-	-	-	-	-	-	-	-	-	-	-	-	0-1	-	-	-	-	-	-	-	-	-	-	-	-	3-4	11-3	14-7
11	1-0	-	-	-	-	-	1-0	0-1	-	-	-	1-0	-	-	-	-	0-1	-	-	-	-	2-0	-	-	-	-	-	6-1	11-3
12	-	-	-	-	-	-	-	-	-	-	-	-	1-0	-	1-0	-	-	-	-	-	-	-	-	-	-	1-0	4-1	7-1	7-1
13	-	-	-	-	-	-	-	-	-	-	-	-	-	-	-	0-1	-	-	-	-	-	-	-	-	-	-	-	7-2	7-3
14	-	-	0-1	-	-	-	-	-	-	-	-	-	-	-	-	-	-	-	-	-	-	-	-	-	-	1-1	9-1	10-3	
15	-	-	-	-	-	-	-	-	-	-	-	1-0	-	-	-	-	-	1-0	-	-	-	-	-	-	-	1-0	6-0	9-0	
16	-	-	-	-	-	-	-	-	-	-	-	-	-	-	-	1-0	-	-	-	-	-	-	-	-	-	2-0	4-1	7-1	
17	-	-	-	-	-	-	-	-	-	-	-	-	-	-	-	-	-	-	-	-	-	-	1-1	-	-	-	4-2	5-3	
18	-	-	-	-	-	-	-	-	-	-	-	-	-	-	-	-	-	-	-	-	-	-	0-1	-	-	3-2	6-1	9-4	
19	-	-	1-0	1-0	-	-	-	-	1-0	-	-	-	-	-	-	-	-	-	-	-	-	-	-	-	-	-	2-0	5-0	
20	-	-	-	0-1	-	-	0-1	-	-	-	-	-	-	-	-	-	-	-	-	-	1-0	-	-	-	-	-	3-2	4-4	
21	-	-	-	-	-	-	-	-	-	-	-	-	-	-	-	-	-	-	-	-	-	-	-	-	-	1-0	2-1	3-1	
22	-	-	-	-	-	-	-	-	-	-	-	1-0	-	-	-	-	-	-	-	-	-	-	-	-	-	1-0	5-1	7-1	
23	-	-	-	-	-	-	-	-	-	-	-	-	-	-	-	-	-	-	-	-	-	-	-	-	-	0-1	3-0	3-1	
24	-	-	-	-	-	-	-	-	-	-	-	-	-	0-1	-	-	-	-	-	-	-	-	-	-	-	-	0-1	0-2	
25	0-1	-	-	-	-	-	0-1	-	-	-	-	-	-	-	-	-	-	-	-	-	-	-	-	-	-	-	1-1	1-3	
RV	0-1	1-0	-	-	1-0	-	2-0	-	-	0-1	-	1-0	1-0	-	-	-	0-1	-	-	-	-	-	-	-	-	-	-	-	-
NR	-	-	-	0-1	-	-	-	-	0-1	-	1-1	-	-	-	1-0	-	0-1	-	-	-	-	0-1	-	-	-	-	-	-	-
TOTAL	3-2	1-2	1-2	3-4	4-1	2-2	4-3	3-1	3-3	1-2	2-2	4-0	5-0	2-2	2-1	4-0	3-1	2-3	2-2	1-1	4-0	4-1	1-2	1-1	1-0	Total	298-70	63-38	



NOTES

Points Per Possession

Game	Off. PPP	Def. PPP
MOREHEAD STATE	1.19	0.66
RICHMOND	0.83	0.99
vs. Kansas	0.85	0.89
vs. Georgia Tech	0.91	1.16
NOTRE DAME	0.95	0.97
vs. North Carolina	0.90	1.07
at Louisville	0.92	0.97
at Mississippi State*	0.99	0.92
VANDERBILT*	1.15	1.10
at Florida*	1.15	0.88
ALABAMA*	0.89	1.16
at Auburn*	0.87	0.97
at Georgia*	0.93	0.94
LSU*	1.14	0.96
at Alabama*	0.82	0.97
at Missouri*	0.95	1.01
TENNESSEE*	0.93	1.08
ARKANSAS*	1.10	1.11
AUBURN*	1.11	1.08
at Vanderbilt*		
at Tennessee*		
TEXAS A&M*		
FLORIDA*		
at Ole Miss*		

Overall

UK offensive high - 1.19 vs. MOREHEAD STATE
 UK offensive low - 0.82 at Alabama
 Kentucky SEC offensive high - 1.15 2x, last at UF
 Kentucky SEC offensive low - 0.82 at Alabama

Opponent offensive high - 1.16, 2x, last ALABAMA
 Opponent offensive low - 0.66, MOREHEAD STATE
 Opponent SEC offensive high - 1.16, ALABAMA
 Opponent SEC offensive low - 0.88, Florida

Clutch Free Throws

Free throws during a two-possession game (six points or less) at any point with 3:00 or less to play or overtime:

Player	FTs	Pct.
Davion Mintz	3-3	1.000
Dontaie Allen	2-2	1.000
Brandon Boston Jr.	2-2	1.000
Keion Brooks Jr.	2-2	1.000
Devin Askew	7-11	.636
Isaiah Jackson	2-4	.500
Jacob Toppin	1-2	.500
Olivier Sarr	0-2	.000

Kentucky 19-28 .679

The Rule of 76?

With the way the defense has played this season, Kentucky doesn't have to be great offensively to win. It just can't be poor.

With an 82-80 win over Auburn, UK is now 6-1 this season when scoring at least 76 points. The Wildcats are 0-12 when scoring 75 or fewer.

In a bit of a statistical oddity, the Wildcats had not scored between 66 and 75 points until scoring 70 and 71 in back-to-back games at No. 18/16 Missouri and against No. 11/10 Tennessee last week, both losses.

Mixing and Matching

Through 19 games this season, Kentucky has used seven different starting lineups. John Calipari has continually shaken up the lineup to try and find the right combination of players who play well together and give the Wildcats the best chance at a good start, as well as finding the lineup that finishes games. The most lineups UK has ever started under Calipari has been 10 in both 2019-20 and 2015-16.

According to KenPom.com, UK's minutes continuity at 6.4% is the worst in the country. Part of that can be attributed to Keion Brooks Jr. missing the first nine games of the season, as well as Terrence Clarke's absence in conference play. Both players have averaged more than 24.0 minutes per game when available.

During Calipari's tenure, eight of his teams have ranged from 21.8% continuity to the highest at 49.6% during the 2014-15 season. This season's rate is currently the lowest in Calipari's 12 seasons, with the 2012-13 team owning the previous low mark at 5.9%.

Brooks Making Major Impact Since Return

As the team's lone returning contributor, Keion Brooks Jr. was going to be counted on as a leader by the coaching staff and his teammates entering the season. However, an injury kept him out of practice and out of the team's lineup over the first nine games of the season and the Wildcats subsequently struggled without him.

Since returning to the lineup, Brooks has been a welcomed addition. He is second on the team in scoring at 11.6 points per game and has scored in double figures in eight of the 10 games, including a career-high 23 points and 11 rebounds vs. Tennessee. Brooks is shooting 45.4% from the floor and hauling in 6.0 rebounds per game as well.

Brooks made his debut in UK's dominating victory over Florida where he scored 12 points on 6-of-8 shooting, grabbed six rebounds and dished out a game-high four assists in 25 efficient minutes. The Wildcats were plus-22 with Brooks on the floor in that victory.

It was a sensational debut after nearly 10 months away from any game action. It took place on the same floor he had played his last game, his breakthrough 2019-20 performance in early March when he scored 12 points in an 18-point second-half comeback victory.

Against Tennessee, Brooks was 8 for 16 from the floor en route to the first double-double of his career.

Return to the Mean

A lot of the statistical numbers for Kentucky aren't pretty at this point in the season.

Kentucky ranks 250th or worse nationally in 10 major statistical categories (through games on Feb. 13) and in the top 50 in only four (rebounds per game, total blocks, offensive rebounds per game and blocks per game). It's all led to the worst start in school history.

Perhaps more troublesome, there are a handful of numbers currently in a historically worrisome standing, although they have been slightly improved during league play. In terms of previous UK teams this group's ...

- 69.2 points per game is the lowest average since the 2007-08 season (68.5)
- .416 field-goal percentage is its worst mark since the 1962-63 season (.405)
- .327 3-point field-goal percentage is the third-lowest in program history (1999-2000 shot 29.2%)
- 11.9 assists per game is the second lowest of the Calipari era (2013-14)
- 14.7 turnovers per game is the worst of the Calipari era
- 0.810 assist-to-turnover ratio is the worst mark since the 2007-08 season

There are still five games remaining on the regular-season schedule (seven if the Wildcats can reschedule with South Carolina and Detroit-Mercy), so there is still some time to stay out of the wrong kind of history. The previous numbers are all at the end of the season so some of the numbers could still rebound.

Counting on the odds to turn things around isn't what John Calipari has in mind or is banking on, but it's worth noting that luck hasn't been on the Wildcats' side. According to Ken Pomeroy's luck rating, which measures the deviation between a team's actual winning percentage and what one would expect from its game-by-game efficiencies, Kentucky has the seventh-worst mark in the country.

In other words, although UK has performed poorly in a lot of areas, its record is still not reflective of its team efficiency, even if those numbers aren't up to par either. The Wildcats are due for a few things to go their way.

S-E-C! S-E-C! S-E-C!

Kentucky is the Southeastern Conference's gold standard. Since the SEC's inception in 1932-33, the Wildcats are the most dominant team in the league, recording a 1,017-291 mark (77.8%) in regular-season conference play. Only two other teams have won more than 750 regular-season SEC games (Alabama and Tennessee), and no other team owns a better winning percentage.

- Kentucky has averaged 11.6 wins and only 3.3 losses per season in 87 seasons in the SEC
- UK has won 49 SEC regular-season titles and 31 SEC Tournament championships
- The Wildcats have won 16 of the last 28 SEC Tournaments (the 2020 one was not played due to the COVID-19 pandemic)
- Kentucky has captured at least a share of six of the last 11 SEC regular-season championships under John Calipari
- UK has played in the championship game of the SEC Tournament in eight of Calipari's 11 seasons, winning six times
- Kentucky won its 1,000th game in SEC regular-season action vs. Alabama on Jan. 11, 2020. Kansas has won 1,000 conference games when combining its records in the Big 6, Big 7, Big 8 and Big 12, but no other team in the country had won 1,000 or more regular-season league games in one conference alone
- Seven teams made the 2019 NCAA Tournament field, tied for the second most of any league in the country
- The SEC had two teams in the Elite Eight, one in the Final Four and went 12-7 in NCAA Tournament games in 2019
- The SEC has held its own in the annual Big 12/SEC Challenge. The SEC leads 25-24 over the last five seasons in the yearly January showdown
- Eleven SEC schools ranked in the top 100 and six in the top 50 in the NCAA Evaluation Tool Feb. 13 rankings

Clarke Remains Sidelined

Freshman guard Terrence Clarke has not played since Dec. 26 at Louisville with a right leg injury. He has not been medically cleared to return to action and head coach John Calipari said on Feb. 8 he is expected to miss an additional four weeks after a recent medical evaluation.

"Terrence wants to play so bad," Calipari said. "We want him to play. I want him to play. I want to coach him and get him on that court. But there were tears today, his and mine. It looks as though they want him out four weeks. Maybe something could happen sooner but they (the doctors) don't believe so. It's crushing to these kids"

Clarke is third on the team in scoring with 10.7 points per game in addition to 3.0 rebounds per game. He had started six of seven games prior to his current absence, including a 22-point, three-assist game vs. Georgia Tech.

Coupled with Keion Brooks Jr. missing the team's first nine games, the Wildcats have yet to play a game this season in which they have had their full scholarship roster.

Mr. Jackson is For Real

The blocked shots standard at Kentucky starts and stops with Anthony Davis.

In 2011-12, en route to nearly every major national player of the



NOTES

year award, the freshman blocked 186 shots, smashing the previous school record held by Andre Riddick and Melvin Turpin and threatening the NCAA Division I mark.

Just a year later, Nerlens Noel was on pace to challenge the record before a knee injury ended his season early. And coincidentally, just a season after that, Willie Cauley-Stein put up formidable numbers. They are the only players in school history with 100 or more blocks in a single year. Since those three players left for the pros, Kentucky hasn't had the type of elite rim protection that those three provided.

Enter Isaiah Jackson. The freshman forward has been one of the nation's best rim protectors this season.

In the second game of the season, vs. Kansas, Jackson blocked eight shots, the most for a UK player since Cauley-Stein had nine against Boise State on Dec. 10, 2013. They are also the most ever by a Wildcat against an Associated Press top-10 opponent in program history.

After three straight appearances with just one block a game, Jackson has swatted a combined 37 shots over the last 13 games to give him a total of 52 for the season. That's behind the pace of UK's all-time best shot blockers, but his block percentage is in line with Davis, Noel and Cauley-Stein.

Davis had a 13.8 block percentage during the 2011-12 season, Noel posted a 13.2 in 2012-13 and Cauley-Stein was at 12.3 during 2013-14. Jackson is currently at 13.5%, ranked fourth in the country (through games on Feb. 13), and his 5.3 blocks per 40 minutes is also on par with Davis (5.8) and Noel (5.5).

Jackson has also been UK's best rebounder this season, grabbing 6.7 boards per game in 20.7 minutes per contest.

In the second half against LSU, after sitting much of the first with two fouls, he grabbed 13 rebounds alone. He ended up with 15 for the game in just 16 minutes of action, the most rebounds by a Wildcat since Nick Richards hauled in 16 boards vs. Arkansas on Feb. 26, 2019. According to STATS, Jackson is the first player with 15 or more rebounds in less than 20 minutes against a major conference opponent since VMI's Eric Mann had 17 boards in 19 minutes at South Carolina on Dec. 28, 2000.

Jackson is averaging 13.0 rebounds per 40 minutes. For other elite rebounding comparisons in the Calipari era, Jarred Vanderbilt averaged 18.5 in 2017-18 and DeMarcus Cousins tallied 16.8 in 2009-10.

With Jackson's rim protection, UK is fifth in the country in block percentage at 15.4% and third in blocks per game at 6.1.

Player	Season	Blk. Pct.	Blks./40	Fouls/40 Min.	Blks through 19
Anthony Davis	2011-12	13.8	5.8	2.4	89
Nerlens Noel	2012-13	13.2	5.5	3.2	82
Willie Cauley-Stein	2013-14	12.3	4.8	4.5	64
Isaiah Jackson	2020-21	13.5	5.3	5.1	52

Wildcats Land WVU Transfer Oscar Tshiebwe

West Virginia transfer Oscar Tshiebwe, one of the best freshman frontcourt players in the country last season, signed with Kentucky in mid-January and joined the team on campus on Feb. 1. He began practicing this week after clearing COVID-19 medical protocols.

Tshiebwe, a 6-foot-9, 260-pound forward with a 7-5 wingspan, will join the team soon but will not be eligible for competition for the 2020-21 season under NCAA transfer rules.

"Kentucky just felt like the perfect place for me," Tshiebwe said. "I love the way they play, the coaches' players-first approach and just how Kentucky felt like home to me. I'm looking forward to coming in and helping the team this year in practice and I can't wait to compete for Big Blue Nation."

Tshiebwe made an instant impact at West Virginia, playing and starting in all 31 games as a freshman. He led the Mountaineers in scoring (11.2 points per game), rebounding (9.3 boards per game) and blocks (1.0) in 23.3 minutes per game, helping guide West Virginia to a 21-10 record. He shot 55.2% from the floor and 70.8% from the free-throw line.

"We recruited Oscar two years ago and absolutely fell in love with his effort, his energy and his desire to improve," John Calipari said. "Oscar has a rare combination of strength and skill with tremendous length, not to mention he's a wonderful kid. There is no question his time at West Virginia was well spent playing for a terrific coach and friend in Bob Huggins. Oscar won't be able to play for us this season but we're looking forward to getting him here and be a part of this culture. He will really help us in practice."

Tshiebwe was named to the All-Big 12 Second Team and was a unanimous selection to the Big 12 All-Freshman Team. He also made the Big 12 All-Newcomer Team, the National Association of Basketball Coaches District 8 First Team, the U.S. Basketball Writers Association District II Team and the Academic Big 12 All-Rookie Team.

The Congo native scored in double figures in a team-high 19 games and posted 10 double-doubles. He was first in the Big 12 in offensive rebounds per game with 4.1, second in rebounding and led the country in offensive rebounding percentage (19.0%).

Tshiebwe was off to another solid start this season, averaging 8.5 points on 52.3% shooting in addition to 7.8 rebounds. In his last game, on Dec. 29, he recorded 12 points and 15 rebounds in 21 minutes.

Prior to West Virginia, Tshiebwe was considered a five-star prospect by Rivals and 247Sports. He was a McDonald's All American after leading Kennedy Catholic High School (Hermitage, Pennsylvania) to a 27-3 record and the Pennsylvania 6A state title as a senior.

Tshiebwe averaged 23.2 points as a senior and scored 1,480 points during his high school career. He was the 2019 Gatorade Pennsylvania Boys Basketball Player of the Year.

Tshiebwe will be the fourth newcomer to the 2021-22 team. UK already signed highly rated forwards Daimion Collins and Bryce Hopkins and guard Nolan Hickman during the fall signing period. All three players are consensus four- or five-star prospects and all are ranked in the top 50 by at least one major national recruiting service.

Originally from Lubumbashi, Democratic Republic of the Congo, Tshiebwe is the third undergraduate transfer the Wildcats have welcomed in the last calendar year. Current senior forward Olivier Sarr transferred from Wake Forest and sophomore forward Jacob Toppin came from Rhode Island after last season. They have both established leading roles with this young Kentucky team. UK also features graduate transfer Davion Mintz from Creighton, the third season in a row the Wildcats have added a graduate transfer.

Forever Young

With Keion Brooks Jr., who averaged 4.5 points and 3.2 rebounds in 31 games with six starts, as the lone major contributor to the roster from last season, UK was tasked with replacing 94% of its scoring from last season. That's the most of the John Calipari era. It also had to replace 92.4% of its minutes, 91.3% of its rebounds, 98.6% of its assists, 92.0% of its steals and 91.5% of its blocks -- and Brooks missed the first nine games of the season.

According to an NCAA survey at the beginning of the season, Kentucky's three scholarship returners was among the nation's least amount of returning experience.

Through games on Feb. 13, KenPom.com lists UK's average lineup experience at 0.95, the seventh-most inexperienced team in the nation that has played in a game in 2020-21. And without Brooks for the first nine games of the season and Terrence Clarke for the last 12, UK's minutes continuity is dead last in the country.

That's, of course, nothing new for Calipari's teams. Only the 2010-11 team's average years of experience was greater than 1.0 with an average of 1.16 years in 12 years under Calipari. The youngest team was the 2017-18 squad with an average age of 0.18.

As of Feb. 13, the Wildcats have had six different true freshmen start a game this season. In all but four contests, UK has started at least three true freshmen. Of the possible 95 starts this season, 57 have been made by UK's freshman class. That's the most of any team in the nation. The six different freshmen to start a game is also tops in the country.

Cats Deliver the Knockout Punch

Kentucky is 285-11 (96.3%) in the John Calipari era when leading by at least 10 points at any time in the contest.

UK has surrendered three such instances in 2020-21. The Wildcats yielded a 13-point lead in a loss to No. 7/5 Kansas on Dec. 1, an 11-point advantage was swallowed up by No. 21/22 North Carolina on Dec. 19 and the Wildcats couldn't hold on to a 10-point second-half lead vs. Tennessee on Feb 6.

Eight of the 11 losses are to conference opponents.

Perhaps most impressive of all is that 69.5% of games Calipari has coached in at Kentucky have produced 10-point leads at some point during the game for UK. The Wildcats have led by 10 points or more in a whopping 84.8% of Calipari's 336 career wins at Kentucky.

Kentucky is 4-3 this season when leading by 10 at some point during the game.

Lineup Comparison

Most Frequent Lineups	Total Minutes	Points For	Points Against	+/-	+/- Per 40 Min.
Askew, Boston, Jackson, Sarr, Mintz	67:35	117	112	+5	+2.96
Askew, Boston, Sarr, Mintz, Brooks	46:54	69	84	-15	-12.79
Askew, Boston, Clarke, Jackson, Sarr	41:42	75	61	+14	+13.43
Boston, Clarke, Jackson, Sarr, Mintz	28:20	47	42	+5	+7.06
Askew, Boston, Jackson, Mintz, Toppin	24:42	45	40	+5	+8.10
Askew, Boston, Jackson, Mintz, Brooks	22:33	56	40	+16	+28.38
Askew, Boston, Jackson, Mintz, Ware	20:37	34	37	-3	-5.82
Askew, Boston, Clarke, Sarr, Fletcher	17:56	26	36	-10	-22.30
Askew, Boston, Sarr, Mintz, Toppin	15:15	28	24	+4	+10.49
Askew, Clarke, Jackson, Sarr, Mintz	15:11	36	26	+10	+26.34



NOTES

Hold Them to 55 Points, 40%

Defense has always been a recipe for success for the Wildcats under John Calipari. The special ingredient: 55 points. UK is a perfect 78-0 under Calipari when holding the opponent to 55 points or fewer, including 1-0 this season.

The Wildcats are 187-9 (95.4%) under Calipari but just 2-2 this season when limiting the opponent to 63 points or less. Five times this season Kentucky has lost despite holding teams to 66 points or less. Under Calipari, that had only occurred 13 times in 407 games prior to this season.

Kentucky also fares well when it keeps the competition to 40% or less from the floor. UK is 206-24 (89.6%) vs. opponents under Calipari when its field-goal percentage is 40% or less, but the Wildcats are only 4-5 this season when that occurs. UK has held six of its last 10 opponents to less than 40% shooting.

Three (Transfers) is More

The Wildcats added three high-impact transfers in Wake Forest forward Olivier Sarr, Creighton guard Davion Mintz and Rhode Island forward Jacob Toppin -- and all three have played important parts this season.

This season, the transfers have accounted for 35.9% of the points, 31.3% of the rebounds and 36.7% of the assists.

Since entering the starting lineup against Notre Dame, Mintz is averaging 10.6 points, 3.4 rebounds, 2.5 assists and 1.1 steals per game. He had a team-high 19 points with four 3-pointers at Louisville, 18 points and four treys at Missouri, and a game-high 17 points and eight boards vs. North Carolina. He's led the team in scoring seven times.

Sarr leads the team with three double-doubles and two 20-point scoring efforts. He had 22 points and seven rebounds against Notre Dame and then the 24-point game against Vanderbilt on 14-of-17 shooting at the foul line. He logged 13 points and 10 rebounds, including seven offensive, to go along with a career-best three 3-pointers and a career-high-tying four assists against Arkansas. Sarr is averaging 11.3 points and a team-high 6.1 rebounds per game in league play.

Toppin has been a key reserve and is averaging 4.7 points and 3.6 rebounds with double-figure scoring games at Louisville and at Auburn. In back-to-back games he had nine points against Arkansas and a season-high seven rebounds in the win over Auburn.

Sarr, at 7-feet, 255 pounds, enjoyed a breakthrough season in 2019-20 at Wake Forest, averaging 13.7 points, 9.0 rebounds and 1.2 blocks per game. He shot 52.7% from the floor, made the All-Atlantic Coast Conference Third Team and was the runner-up for the 2020 ACC Most Improved Player award.

A 6-3 guard out of Creighton, Mintz played in 97 games with 79 starts for the Bluejays. Mintz redshirted in 2019-20 after battling an ankle injury in the preseason and then re-aggravating it in practice upon his return, but he started all but one game in the previous two seasons. He started all 35 games for Creighton in 2018-19, averaging 9.7 points, 3.0 assists and 3.0 rebounds in 28.8 minutes per game. Mintz was regarded as the Bluejays' best defender and ranked second on the team with 40 steals.

Toppin, a 6-8 forward, is the brother of Dayton's Obi Toppin, the consensus national player of the year in 2019-20. Jacob Toppin became an immediate contributor for a Rhode Island team that went 21-9 on the season and finished 13-5 in the Atlantic 10. He scored in double figures five times in his freshman season, highlighted by 12 points and eight rebounds vs. Richmond, a potential at-large NCAA Tournament team last season, and 12 points in 11 minutes vs. Saint Joseph's. He also performed well vs. his future SEC foes Alabama and LSU, scoring 11 points and 10, respectively, in nonconference play.

UK Freshman Class Ranked No. 1

If it's not an annual certainty at this point, it's at least become a yearly expectation for John Calipari to reel in a top-ranked recruiting class every season. He's *only* done it in *every* year at Kentucky.

This year's group is no exception as they have had to shoulder a major load. Led by Brandon Boston Jr. and Terrence Clarke, two of the team's three leading scorers (points per game), the six true freshmen scholarship players have accounted for 48.2% of the points, 49.8% of the rebounds, 49.1% of the assists, 60.0% of the steals and 63.8% of the blocks. A freshman leads UK in virtually every major statistical category: points (Boston - 232), rebounds (Isaiah Jackson - 128), assists (Devin Askew - 61), steals (Boston - 25) and blocks (Clarke - 52). All six have started at least one game this season.

Each freshman Wildcat has contributed in a multitude of ways for UK this season.

Askew leads the team in assists and has dished out three or more 13 times this season. He has seven double-figure scoring games, including a 14-point, five-rebound, four-assist game vs. Tennessee.

Boston Jr. is the team's-leading scorer (points per game) and has registered double-digit tallies in a team-high 14 games this season. He poured in a career-high 20 points against Richmond and had back-to-back 18-point scoring games against Georgia and in a win over LSU.

Jackson has been a monster defensively and on the boards. He tallied a career-high eight blocks against Kansas and is fourth in the nation in block percentage. He has double-digit rebounds in a team-high six games.

Lance Ware has provided big minutes for Kentucky during Southeastern Conference action. He snared a career-high 13 rebounds and added four assists in the overtime win over Mississippi State. He also nearly notched a double-double with eight points and 10 boards at Missouri.

Cam'Ron Fletcher was a spark off the bench in the team's season-opening win over Morehead State. He logged nine points, five rebounds, three assists and a steal.

Big and Tall

This Kentucky team certainly passes the eye test.

The 2020-21 group has length at every position. Ten of the 15 players on the roster are 6-foot-6 or taller, including nine of the 12 scholarship players.

The team has an average height of 77.7 inches, just a touch less than 6-6 per player. That's among John Calipari's tallest teams at Kentucky. Only the 2009-10 (79 inches), 2010-11 (78.6), 2017-18 (78.1) and 2019-20 (77.9) squads averaged more height. Remove UK's three walk-ons of Brennan Canada (78 inches), Riley Welch (72) and Kareem Watkins (68) and the average height goes up to 78.9 inches, about 6-7 per scholarship player.

Senior forward Olivier Sarr is the 10th 7-footer in UK history and the first since Isaac Humphries in 2016-17.

According to KenPom.com, Kentucky's average used height of 78.9 inches is the fifth-tallest team in the nation, through games on Feb. 13.

But length isn't just measured by height. Wingspan is perhaps the most important factor of all, which this team has plenty of. Five players feature a wingspan of seven feet or more, led by Sarr at 87.5 inches, almost 7-4.

Measurable-wise, sophomore forward Jacob Toppin has the best maximum vertical leap on the team at 42.5 inches. Cam'Ron Fletcher checked in at 40.0.

Also of note, 6-9 freshman forward Isaiah Jackson ran the fastest 3/4-court spring at 3.21 seconds, and sharpshooting redshirt freshman guard Dontaia Allen has a hand width of 11.5 inches, tops on the team.

Always Efficient

According to Ken Pomeroy's calculations on kenpom.com, UK's teams under John Calipari have consistently ranked among the most efficient teams in the country per possession. Rankings are through games on Feb. 13.

Season	Offense (Rank)	Defense (Rank)	Overall
2020-21	106.7 (100)	92.2 (25)	62nd
2019-20	112.7 (24)	95.1 (52)	29th
2018-19	117.6 (14)	90.1 (8)	8th
2017-18	115.8 (24)	95.4 (22)	17th
2016-17	119.1 (12)	91.4 (7)	4th
2015-16	120.4 (5)	98.0 (53)	6th
2014-15	119.3 (5)	86.5 (2)	1st
2013-14	117.6 (10)	96.9 (41)	11th
2012-13	108.8 (42)	99.1 (129)	42nd
2011-12	122.9 (2)	88.2 (9)	1st
2010-11	118.1 (7)	90.4 (15)	6th
2009-10	116.1 (15)	86.2 (6)	3rd

Kentucky's Schedule Among the Best in the Country

Kentucky's schedule is always among the toughest in the country and this season certainly is no different.

KenPom.com ranks UK's current schedule as the fifth toughest in the country. The NCAA Evaluation Tool tabs it as the seventh best in the nation through games on Feb. 13.

UK's nonconference slate pitted the Wildcats vs. Kansas in the Champions Classic and featured nonconference games against Atlantic Coast Conference foes Georgia Tech, Notre Dame, North Carolina and Louisville.

Five Kentucky opponents are ranked in the Feb. 15 Associated Press Top 25. Alabama (No. 8), Tennessee (No. 19), Missouri (No. 20), Kansas (No. 23) and Arkansas (No. 24) are the foes ranked this week.

Four more opponents in Louisville, Florida, LSU and North Carolina are all receiving votes this week.

Kentucky has already played Alabama twice and will see the Volunteers once more.

Eleven SEC schools ranked in the top 100 and six in the top 50 in the NCAA Net Evaluation Tool rankings through games on Feb. 13.

In 2020-21, the 17 individual opponents UK has played have a record of 204-118 (63.4%)

Wins vs. Losses in 2020-21

Result	FG%	Opp. FG%	3-Pt. FG%	Opp 3-Pt. FG%	FT%	RPG	APG	TOPG	BPG	SPG	PPG	Opp PPG
Wins	.462	.387	.407	.309	.746	37.8	15.3	11.8	7.7	7.5	79.3	63.8
Losses	.394	.420	.288	.319	.696	39.4	10.3	16.0	5.4	5.8	64.5	66.5



NOTES

through games on Feb. 13 with 13 of the foes posting winning records. Fifteen of the opponents rank in the top 100 of KenPom.com and nine are in the top 50.

Adhering to the NCAA Division I Council's framework for scheduling, UK was slated to play in 24 regular-season games with one three-game multi-team event, resulting in 27 total games before postseason play. As it stands right now, Kentucky is down to 26 games with the cancellation of the Texas game and games vs. South Carolina and Detroit Mercy postponed.

The league has built-in make-up dates scheduled for March 5-7 in case games are postponed due to COVID-19 safety protocols.

Big-Game Cal, Cats

John Calipari's teams aren't just good against the best teams in the country, they're great. Not only does Kentucky own a 63-38 record (62.4%) vs. Associated Press Top 25 teams under John Calipari, UK is 7-4 when both teams are ranked in the AP top five.

All-time, Calipari is 13-8 when both teams are ranked in the AP top five. When both teams are ranked in the AP Top 25, Calipari's all-time record is 86-57, including a 55-30 mark at Kentucky. When both are ranked in the top 10 he has a 27-19 record, including 16-12 at UK.

By defeating top-ranked Michigan State to start the 2019-20 season, UK knocked off the No. 1 team in consecutive seasons for the first time in school history. Kentucky downed Tennessee on Feb. 19, 2019. With the win over MSU to begin 2019-20, the Wildcats have nine victories over the No. 1 team in 25 tries in program history.

Calipari improved to 6-4 vs. the No. 1 team in his career with the win vs. Michigan State, including 3-2 at Kentucky. According to ESPN, Calipari is the only coach with a winning (.600) percentage against No. 1 ranked teams with a minimum of 10 games faced against the No. 1.

Taking Care of Business

Kentucky's 63-38 record vs. opponents ranked in the Associated Press Top 25 in John Calipari's tenure is impressive, but the Wildcats' ability to beat all-comers can't be overlooked. Under Calipari, UK is 273-52 vs. unranked competition, an .840 winning percentage.

South Carolina, Detroit Mercy Postponed; Texas Canceled

Kentucky has had three games affected to COVID-19 safety precautions, two of which were postponed (South Carolina and Detroit Mercy) and one that was canceled (Texas).

Kentucky's original Southeastern Conference opener against South Carolina slated for Dec. 29 in Rupp Arena was postponed due to a combination of positive tests, contact tracing and subsequent quarantining of individuals within the South Carolina program. The decision to postpone is consistent with SEC COVID-19 management requirements.

The league has built-in make-up dates scheduled for March 5-7 in case games are postponed due to COVID-19 safety protocols, but a make-up date has not been determined at this time. It is the third game of the season that has been postponed for UK.

Kentucky's game vs. Detroit Mercy on Dec. 15 in Rupp Arena was postponed as well. The game, originally scheduled for Nov. 27 in the Bluegrass Showcase and then rescheduled to Dec. 15 because of COVID-19 safety protocols, was been postponed a second time due to concerns with COVID-19 protocols and calendar logistics. A make-up date has not been set.

The Wildcats' game vs. Texas on Jan. 30 was canceled due to a combination of positive testing, contact tracing and subsequent quarantining of individuals within the program.

UK ticket holders will receive communication via email if additional changes are made to Kentucky's schedule throughout the season. Given the unusual nature of this season – specifically, the current unknowns related to postponed games getting rescheduled or canceled games getting replaced – UK Athletics appreciates the continued support, flexibility and understanding of its ticket holders. If circumstances change during the season and games are canceled and not rescheduled, UK Athletics will evaluate credit and refund options for the ticket portion of payment at the conclusion of the season.

Per the NCAA Division I Council's framework for scheduling this season, teams can play a maximum of 27 games.

Mintz and Sarr Named Senior CLASS Award Candidates

Davion Mintz and Olivier Sarr were both named candidates for the 2021 Senior CLASS Award. Eligible student-athletes must have notable achievements in four areas of excellence: community, classroom, character and competition.

Kentucky is one of two schools to have a pair of representatives with the other being Southeastern Conference foe Tennessee.

Thirty candidates have been selected for the award which focuses on the total student-athletes and encourages them to use their platform to make positive impacts as leaders in their communities.

The field will be narrowed down to 10 finalists in late February and those names will be placed on the official ballot for voting with the media, coaches and fans. The winner will be announced at the 2021 NCAA Final Four.

Mintz has been a contributor in all phases of the game during his career spent between Creighton and Kentucky, Mintz leads UK with 32 3-pointers this season, is averaging 9.9 points per game and has led UK in scoring seven times. The Charlotte, North Carolina, native earned an undergraduate degree in marketing from Creighton University in May with a grade-point average of 3.02. He was also a 2017-18 Big East All-Academic Team selection. At Kentucky, he is pursuing a master's degree in kinesiology with an emphasis in sport leadership. During his undergraduate career at Creighton, the Bluejays participated in more than 70 hours of community service each year. While at Creighton, Mintz also participated in a black student's bible study. The organization was school funded where minority students gathered weekly to share Bible verses and offer advice/support to fellow students. If basketball prevented him from attending in person, he often time FaceTimed or called in to continue to participate.

Sarr leads Kentucky with three double-doubles and is averaging 10.5 points and 5.7 rebounds per game. Prior to his season at Kentucky, Sarr was an All-Atlantic Coast Conference performer at Wake Forest. He was a third-team pick in 2019-20 and the runner-up for the league's Most Improved Player honor. Sarr is pursuing a degree in communication and is on track to graduate in May 2021. He owns a 3.337 combined grade-point average between his time at Wake Forest and UK and was an All-ACC Academic Team honoree three times and has been a Dean's List member every semester. At Wake Forest, Sarr engaged in nearly 100 hours of community service.

Brooks Leads On and Off the Court

Keion Brooks Jr. was one of 11 Division I men's basketball student-athletes selected to serve on the newly-formed National Association of Basketball Coaches Player Development Coalition. The group is a diverse collection of players who are tasked with providing valuable perspective and feedback on college basketball-related issues.

In addition to creating a vehicle for student-athletes to address current issues, the Player Development Coalition will also provide members with numerous professional and personal development experiences. The coalition will meet quarterly and have regular opportunities to address the NABC Board of Directors and NCAA committees.

"The importance of the coalition is to make sure the players' voices are heard because the players are what make the NCAA go," Brooks said. "I also believe it's important to educate players beyond basketball, with social justice issues and how to carry yourself as a professional."

Members of the initial Player Development Coalition are North Carolina's Armando Bacot, Colorado's Evan Battey, Brooks, Harvard's Kale Catchings, Villanova's Collin Gillespie, Gonzaga's Corey Kispert, Michigan State's Joshua Langford, Duke's Wendell Moore Jr., TCU's RJ Nembhard, Syracuse's Bourama Sidibe and High Point's John-Michael Wright.

And the Winner is ... Kentucky!

Kentucky has dominated the weekly Southeastern Conference awards under John Calipari. UK has won more SEC honors (109) than any school during the Calipari era, including 84 SEC Freshman of the Week honors and 25 SEC Player of the Week awards.

Following a breakthrough performance at Mississippi State, redshirt freshman guard Don-

Efficiency Stats

Player	Minutes	Assist %	Effective FG %	True Shooting %	Usage %	Def. Reb. %	Off. Reb. %	True Reb. %
Dontaie Allen	259	4.0	.544	.554	19.1	9.8	2.1	6.1
Devin Askew	569	20.2	.414	.486	16.0	8.6	1.6	5.1
Brandon Boston Jr.	578	10.1	.415	.460	23.8	11.9	5.9	9.0
Keion Brooks Jr.	245	13.3	.479	.528	25.4	16.4	9.9	13.3
Brennan Canada	1	0.0	.000	.000	0.0	0.0	0.0	0.0
Terrence Clarke	219	13.0	.465	.472	22.4	7.6	3.0	5.3
Cam'Ron Fletcher	53	11.6	.591	.591	12.2	20.0	6.4	13.4
Isaiah Jackson	394	6.8	.500	.558	18.6	23.1	11.8	17.6
Davion Mintz	562	17.2	.459	.488	20.3	7.9	3.1	5.6
Zan Payne	1	0.0	.000	.000	0.0	0.0	0.0	0.0
Olivier Sarr	461	12.4	.514	.568	23.0	15.6	9.6	12.7
Jacob Toppin	284	6.4	.479	.521	16.7	18.6	5.8	12.4
Lance Ware	223	5.7	.444	.512	12.1	16.6	10.4	13.6
Riley Welch	1	0.0	.000	.000	0.0	0.0	0.0	0.0



NOTES

taie Allen became the first Kentucky player to earn Freshman of the Week honors this season.

After logging just a minute over the previous three games, including two in which he did not even check in, the Falmouth, Kentucky, native sparked a nine-point second-half comeback in double overtime at Mississippi State with a career-high 23 points.

He played 32 minutes and made 8 of 13 shots and 7 of 11 from 3, plus added four rebounds and a blocked shot. All of those numbers were career bests.

Allen is the sixth freshman in program history to make seven or more 3-pointers in a game (done seven times overall) and the first player to drain at least seven since Immanuel Quickley had eight against Texas A&M on Feb. 25, 2020.

Kentucky has dominated the weekly SEC awards under John Calipari. UK has won more weekly SEC honors (109) than any other school during the Calipari era, including 84 SEC Freshman of the Week honors and 25 SEC Player of the Week awards.

Allen is the first Wildcat to win either award this season.

Calipari Builds 'Staff of the Future'

Kentucky's bench looks significantly different this season with the additions of Bruiser Flint and Jai Lucas and the departure of Kenny Payne.

Payne, UK's longtime associate head coach and assistant since 2010-11, accepted an assistant coaching position with the New York Knicks in August on Tom Thibodeau's staff. He joined former UK players Julius Randle and Kevin Knox in New York.

The departure of Payne offered Calipari the opportunity to alter some responsibilities and create a new position.

Tony Barbee moved to a new position, the associate to the head coach, where he plays a central part in helping Calipari run the program. Barbee, who played a key role in Kentucky's game management and Xs and Os as an assistant, has taken on increased responsibility in game planning, scouting opponents, and helping Calipari formulate the team's approach in practices and in games.

In terms of additions, Calipari first brought in Flint, a former Calipari assistant with more than 30 years of coaching experience, to fill Payne's assistant void and hired Lucas, a Texas assistant coach, to be an assistant coach/recruiting coordinator.

Joel Justus remains in the other assistant role and longtime Calipari right-hand man John Robic remains as a special assistant to the head coach with basketball operations duties.

Calipari looked to NBA coaching staffs as a model for his changes. He has called this new setup "a staff of the future."

With a blue-collar background and an infectious personality, Flint is well known in the college basketball fraternity for his success in both recruiting and developing players. His honest, engaging approach has been the consistent variable behind 20 successful seasons as a Division I head coach at Drexel (2001-02 to 2015-16) and UMass (1996-97 to 2000-01), plus several prominent assistant coaching stops, including seven seasons at UMass under Calipari. He served the last three seasons as an assistant at Indiana.

Flint won 331 games as a head coach during his 20 seasons at the helm at UMass and Drexel. Four times he was named Colonial Athletic Association Coach of the Year (2002, 2004, 2009 and 2012) and National Association of Basketball Coaches District Coach of the Year (1998, 2007, 2009 and 2012).

Flint was a member of Calipari's staff at UMass from 1989 through the 1995-96 season, helping build a national program in Amherst, Massachusetts, after 11 straight losing seasons. With Calipari and Flint on staff, the Minutemen made five NCAA Tournament appearances, including the 1996 Final Four run, to go along with five Atlantic 10 regular-season and five A-10 Tournament titles.

Lucas is a former McDonald's High School All American and now a highly respected coach. As an assistant, Lucas has been tasked with taking a lead role in Kentucky's recruiting efforts while filling the traditional on-court roles of an assistant, including helping with game and practice preparation and playing a key role in player development through practice and individual workouts. Additionally, as recruiting coordinator, he manages official and unofficial visits and is responsible for the recruiting strategy for the program.

Lucas spent the previous eight seasons at his alma mater on the University of Texas' coaching staff. A native of Houston, Lucas began his career as a special assistant of the basketball program under Rick Barnes for two seasons. Upon Shaka Smart's hiring, Lucas moved into the director of basketball operations role before being elevated to an assistant coach for the 2016-17 season. He is known in basketball circles for his high-level player development and a penchant for formulating strong relationships.

Also of note, DeWayne Peevy, UK's former deputy director of athletics who also served as the basketball administrator, was named director of athletics at DePaul in August. A longtime confidant of Calipari's, Peevy was in charge of Kentucky's schedule. Kevin Sergent, associate athletic director of compliance, is the new basketball administrator. Sergent and Robic now oversee scheduling.

Even by UK Standards, Major Roster Overhaul

With an unmatched ability to prepare and produce players for the NBA Draft, Kentucky is used to major roster overhauls on an annual basis. But the one the Wildcats have faced in 2020-21 has been their most challenging yet.

UK said farewell to nine players, five starters and eight of the top nine scorers from the 2019-20 roster. Nick Richards, Immanuel Quickley, Ashton Hagans, EJ Montgomery and Tyrese Maxey all forfeited their remaining eligibility and declared for the NBA Draft, with three of them earning selection in the Nov. 18 draft. Nate Sestina's college eligibility expired,

Johnny Juzang transferred, Ben Jordan returned to baseball full time and Kahlil Whitney departed for a professional career midseason.

That left the Wildcats with just one scholarship player who played in 2019-20: Keion Brooks Jr., who averaged 4.5 points and 3.2 rebounds in 31 games, including six starts. And he missed the first nine games of the season with a lingering left leg injury.

UK was tasked with replacing 94% of its scoring from last season, 98.6% of its minutes, 84.4% of its rebounds, 92.0% of its assists and 91.5% of its blocks. It's the highest loss of points and assists production of the John Calipari era, and according to an NCAA survey of communications directors across the country, UK is replacing a higher scoring percentage than any other school in the country. Only the 2012-13 Kentucky team, which went to the NIT after the 2011-12 team won the national title, had to replace more minutes.

Best in the Bluegrass

Kentucky is 20-3 against in-state foes with Calipari at the helm, including an 11-3 mark vs. Louisville. Two of the victories over the Cardinals were in postseason play. UK's four-game winning streak was snapped in 2016-17 but the Wildcats have won all six meetings played in Rupp Arena, including a 29-point blowout in 2017-18, the third-biggest margin of victory in the history of the series. Louisville's three wins are by a combined nine points.

Here's a list of the meetings between the state's two premier programs since Calipari took over at UK:

- Jan. 2, 2010 - UK won 71-62 at Rupp Arena
- Dec. 31, 2010 - UK won 78-63 at the KFC Yum! Center
- Dec. 31, 2011 - UK won 69-62 at Rupp Arena
- March 31, 2012 - UK won 69-61 at the Superdome (NCAA Final Four in New Orleans)
- Dec. 29, 2012 - Louisville won 80-77 at the KFC Yum! Center
- Dec. 28, 2013 - UK won 73-66 at Rupp Arena
- March 28, 2014 - UK won 74-69 at Lucas Oil Stadium (NCAA Sweet 16 in Indianapolis)
- Dec. 27, 2014 - UK won 58-50 at the KFC Yum! Center
- Dec. 26, 2015 - UK won 75-73 at Rupp Arena
- Dec. 21, 2016 - Louisville won 73-70 at the KFC Yum! Center
- Dec. 29, 2017 - UK won 90-61 at Rupp Arena
- Dec. 29, 2018 - UK won 71-58 at the KFC Yum! Center
- Dec. 28, 2019 - UK won 78-70 (OT) at Rupp Arena
- Dec. 26, 2020 - Louisville won 62-59 at KFC Yum! Center

31 Wildcats on NBA Opening-Day Rosters

Amid all the changes to the NBA schedule and the uncertainty over the last year, one thing remains a constant in the professional ranks: No other program prepares its players for the NBA quite like Kentucky.

As the 2020-21 NBA season began in mid-December, 31 players on NBA opening-day rosters (including two-way and inactive lists) played and finished their college basketball careers at Kentucky. Underscoring the fact that no other school in the country can match UK's ability to develop players and put them in the NBA, UK's 31 players were once again the most of any college basketball program, beating the next-closest school (Duke with 26) by five players.

Of the 495 players in the NBA to start the 2020-21 season, 6.3% played and finished their college basketball careers at UK. There are actually fewer teams without a Wildcat (12) than there are NBA teams featuring Wildcats (18).

Kentucky's NBA dominance is best represented in Charlotte, Minnesota, New York and Oklahoma City, where a combined 13 Wildcats now play at the highest level of the game.

Former UK stars Kevin Knox II (2018), Nerlens Noel (2013), Immanuel Quickley (2019-20) and Julius Randle (2014) call New York their professional home, leading some to nickname the franchise the Kentucky Knicks.

Malik Monk (2017), Nick Richards (2018-20) and PJ Washington (2018-19) are all in Charlotte; Hamidou Diallo (2017-18), Shai Gilgeous-Alexander (2018) and Darius Miller (2009-12) suit up for OKC; and Ashton Hagans (2019-20), Karl-Anthony Towns (2015) and Jarred Vanderbilt (2018) are with Minnesota.

Four other franchises—the Houston Rockets (DeMarcus Cousins [2010], John Wall [2010], Miami Heat (Bam Adebayo [2017], Tyler Herro [2019]), the New Orleans Pelicans (Eric Bledsoe [2010], Wenyen Gabriel [2017-18]) and the San Antonio Spurs (Keldon Johnson [2019], Trey Lyles [2015])—opened the season with at least two Wildcats apiece.

With so many players in the NBA, it was an active offseason for the Wildcats. Several former UK players found new homes. Most notably, Wall and Cousins, the centerpieces of John Calipari's first Kentucky team in 2009-10, have been reunited in Houston. Both returned after missing last season with injuries.

Rajon Rondo (2005-06), now in his 15th season, is the most experienced Kentucky player in the league and landed with the Atlanta Hawks, his seventh different NBA team. Hagans, Tyrese Maxey (Philadelphia 76ers), Quickley and Richards have made immediate impressions with their teams as rookies.

Of the 31 Wildcats on an opening-day NBA roster, Calipari has coached 30 of them. With Derrick Rose (Detroit Pistons), who played for Calipari during the 2006-07 season at Memphis, Calipari has coached 31 players on 2020-21 opening-day rosters.

It's worth noting that approximately 20 more Wildcats are slated to play in the NBA G League or playing professionally overseas. Former UK video coordinator Frank Vogel and former Kentucky assistant Kenny Payne are in the league as coaches. Vogel is the head coach of



NOTES

the Los Angeles Lakers and Payne is an assistant with the Knicks. Other notable alumni include, 1978 national champion Dwane Casey, who returns as head coach of the Detroit Pistons, and Pat Riley continues to serve as president of the Heat.

Kentucky has enjoyed unprecedented success at putting players in the NBA under Calipari. In the 11 previous seasons of the Calipari era, 41 players have been selected in the NBA Draft, more than any other school. Included in the recent run are 31 first-round picks, three No. 1 overall selections (Anthony Davis [2012] Towns and Wall) and 21 lottery selections.

Calipari's players have entered the league NBA-ready. His players have garnered 23 All-Star selections, with Davis winning the game's MVP honor in 2017. Rose was named NBA MVP in 2011. Five of his players have been tabbed All-NBA, three have been named NBA Rookie of the Year, and 14 players from Calipari's first 10 teams at Kentucky have made the NBA All-Rookie teams.

The most recent indicator of NBA success was this past NBA season, particularly in the NBA bubble in Orlando. Whether it was four players vying for an NBA championship in the NBA Finals, record-setting scoring performances, early 20-something-year-olds quickly becoming stars or Wildcats making game-winning plays, UK players had their fingerprints all over the NBA Playoffs.

Jamal Murray (2016) ascended to superstar status with mind-blowing scoring performance after mind-blowing scoring performance for the Denver Nuggets. According to the Elias Sports Bureau, only two other players scored more points over a three-game span in the NBA Playoffs: Jerry West (1965) and Michael Jordan (1988).

Adebayo and Herro captivated NBA fans while leading a young and exciting Miami Heat team to the NBA Finals. Adebayo emerged as one of the game's best big men and had an unforgettable block in game one of the Eastern Conference finals. Herro hit clutch shot after clutch shot during the postseason run, highlighted by a 37-point night vs. the Boston Celtics in the Eastern Conference finals.

Before the postseason began, Devin Booker (2015) nearly willed the Phoenix Suns into the playoffs by going undefeated during the regular-season restart.

And the crowning achievement belonged to the Davis, Rondo and Vogel, who won the NBA title with the Lakers. Davis hit an unforgettable game-winning 3 in the Western Conference finals and dominated in the championship series, while Rondo stifled opponents with his never-aging craftiness and ability to share the basketball. Davis became just the eighth player all-time to win an NCAA title, an NBA ring and an Olympic gold medal. It was Rondo's second NBA championship.

Before the NBA Finals had even started, Kentucky alumni had already scored more points in this NBA Playoffs run than any other school in NBA postseason history.

Using figures compiled by basketball-reference.com and spotrac.com, Calipari-coached players only (which includes Rose but not Rondo) have amassed nearly \$3 billion (\$2.96) in career NBA contracts. In the 11 seasons Calipari has been the head coach at Kentucky, his players have totaled nearly \$2.6 billion in NBA contracts.

In just the 2020-21 season alone, former UK players are slated to make more than \$295 million. Calipari-coached players only (which includes Rose but not Rondo) will make just about the same thing.

Calipari and Kentucky have had multiple players selected in the first round of the NBA Draft in 11 straight seasons, the only program since the draft went to two rounds in 1989 to accomplish such a feat. No other school or coach in the country has had a first-round pick in each of the last 11 seasons. Calipari is the only coach in the history of the sport to have four players drafted No. 1 overall (Rose – 2008, Wall – 2010, Davis – 2012, Towns – 2015).

Wildcats Ink Three in Fall Signing Period

In a year where a lot has changed, one thing has remained a constant: Kentucky head coach John Calipari and his staff have once again begun to build one of the strongest recruiting classes in the country, signing three of the nation's top players in the early fall signing period. Highly rated prospects Daimion Collins, Bryce Hopkins and Nolan Hickman have all inked national letters of intent with UK.

All three players are consensus four- or five-star prospects and are ranked in the top 50 by at least one major national service. They will join the program for the 2021-22 season.

"Our fans have heard me talk a lot about what it means to be 'Built Different.' When you talk about this fall class, you've got three kids who are built to play here at Kentucky," Calipari said. "They wanted to be a part of this culture. They wanted to play against other really good players. They didn't need any promises or guarantees – only the promise that this is going to be the hardest thing they've ever done and that we will challenge them to become the best version of themselves."

"This place isn't for everybody and it takes a certain type of player – a 'Built Different' mentality – to come here and be in this competitive environment. These three are ready to take that step."

With the spring signing period still to go, UK is going to be in the mix for one of the top classes in the nation again. Rivals and 247 Sports ranked UK No. 3 with the three fall signings.

In every season in the Calipari era, the Wildcats have signed a top-three recruiting class according to the Recruiting Services Consensus Index, which tallies major recruiting rankings and plugs them into a formula to calculate a consensus ranking. With the fall additions, Kentucky has signed 61 top-50 recruits, 47 top-25 players and 26 top-10 players (according to Rivals) in what will now be Calipari's 13 recruiting classes at Kentucky.

UK can only comment on prospective student-athletes who have signed official paperwork to play at Kentucky.

- Collins - Forward | 6-foot-9 | Atlanta, Texas | Averaged 24.6 points, 13.7 rebounds and 7.7 blocks per game as a junior at Atlanta High School | Third Team All-State selection by the Texas Association of Basketball Coaches as a junior | Ranked No. 10 overall player in the 2021 class by Rivals | Five-star prospect | Wingspan of 7-4 | Explosive athlete | Exceptional shot-blocker and has the athletic ability to defend on the perimeter | Naismith Trophy High School Player of the Year midseason list
- Hickman - Guard | 6-2 | Seattle | Four-star prospect | Averaged 17.3 points, 3.4 assists, 3.7 rebounds and 2.0 steals per game for Eastside Catholic as a junior | Connected on 38% of his 3-point field goals | First Team All-State selection by Scorebook and a Class 3A Associated Press First Team honoree as a junior | No. 30 overall player and the No. 3 point guard by 247 Sports | 6-8 wingspan | Versatile offensive game
- Hopkins - Forward | 6-7 | Oak Park, Illinois | Four-star prospect | Averaged 24.1 points, 10.0 rebounds and 3.5 assists per game as a junior | News-Gazette First Team All-State selection and the Illinois High School Association First Team 3A All-State pick | Finished fifth in Mr. Illinois Basketball voting as a junior | Ranked as high as No. 30 overall by Rivals | Versatile combo-forward who can score on all three levels

UK Named Jan. 11 NCAA March Madness Team of the Week

Kentucky was named the NCAA March Madness Team of the Week honors on Jan. 11 after wins over Vanderbilt at home and on the road at Florida.

Against Vanderbilt, Kentucky rallied from a nine-point second-half deficit and pulled out a thrilling 77-74 win when graduate guard Davion Mintz hit a game-winning 3-pointer with 47 seconds left. That gave UK its first back-to-back victories of the season.

The Wildcats officially made it a winning streak at Florida with their most complete performance of the season. With sophomore forward Keion Brooks Jr. in the lineup for the first time this season, UK beat Florida 76-58. Brooks was sensational in his return with 12 points (6-of-8 shooting), six rebounds, and a game- and career-high four assists in fewer than 25 minutes.

The win in Gainesville, Florida, was UK's biggest margin of victory at Florida since 1998. It's also UK's first three-game winning streak at Florida since winning three straight in Gainesville from 2002 to 2004.

Wildcats Give Back for the Holidays

In good times and tough times alike, Kentucky's commitment to servant leadership didn't waver this holiday season.

Dating back to his time at Memphis, John Calipari has worked with local businesses to partner and help families (usually around 10-12 families) in need for the holidays. Families are identified by local leaders and are uplifted with gifts, gift cards, food for the holidays, a new mattress and even rent checks. In a typical year, there is a reception inside with a holiday meal and Christmas carols sung by the players.

The COVID-19 pandemic forced Calipari and his team to get a little creative this year, but the event continued on.

To practice social distancing and to continue to mitigate the coronavirus, the families pulled up in their cars and the players delivered bags full of gifts and food to the families. The Christmas carols continued -- from a distance -- as the players sang from the sidewalk as families watched from the front of their cars. Players, with personal protection equipment on, delivered the gifts and food to the trunks of the vehicles.

Local businesses Kroger, Tempur-Pedic, Kentucky Branded, Oneness and Lundy's assisted with the gifts and food this year.

Mercer and Turner Selected to UK Athletics Hall of Fame

Kentucky basketball greats Ron Mercer (1996-97) and Wayne Turner (1996-99) are two of six former UK stars in the 2020 Hall of Fame class.

The UK Athletics Hall of Fame was started in 2005 to recognize and honor persons whose participation and achievements enriched and strengthened the University's athletics program. The charter class included 88 individuals who had previously had their jersey retired by UK.

There is a five-year waiting period after leaving UK to be eligible for inclusion into the Hall of Fame. A committee consisting of Hall of Famers, media members, campus representatives and current coaches and administrators elects new inductees each year.

This year's honorees will be inducted during a Hall of Fame Weekend at a date to be determined.

Mercer was a member of the 1996 national championship team as well as the 1997 national runner-up team. He was an NCAA Consensus All-America First Team member in 1997 and a two-time NCAA Tournament All-Final Four Team selection.

After making the SEC All-Freshman Team in 1996, he was one of the top players in college basketball in 1997. In that season, he was named the NCAA Tournament West Regional Most Outstanding Player, SEC Player of the Year by both the league's coaches and the Associated Press, and the 1997 SEC Tournament MVP. He scored 725 points in his sophomore season, at the time the fifth most in a season in program history.

Mercer is a member of Kentucky's 1,000-point club (1,013). He declared for the 1997 NBA Draft after his sophomore season and was drafted sixth overall by the Boston Celtics. He played eight seasons in the NBA.

Turner was a member of the 1996 and 1998 national championship teams as well as the



NOTES

1997 national runner-up team. He finished his career as UK's and the NCAA's all-time games played leader with 151 games (no-w ranks second), UK's all-time steals leader with 238, and a member of UK's 1,000-point club (1,170).

During his career, Turner helped the Wildcats to two SEC regular-season championships and three SEC Tournament titles.

Turner was named to the 1997 NCAA Tournament All-West Regional Team, the 1998 NCAA Tournament All-South Region Most Outstanding Player and the 1998 SEC Tournament MVP. He was also selected for the All-SEC Third Team and the SEC All-Tournament Team in 1999. He played one season in the NBA.

Success Rate

The Wildcats received an NCAA award in the spring of 2020 for placing in the top 10% of all men's basketball teams in the country in the NCAA's annual Academic Progress Rate. UK scored a 994 out of a 1,000.

It's the sixth straight year the men's basketball team has received the award and the seventh time since 2009.

The APR provides a real-time look at a team's academic success by the progress of each student-athlete on scholarship. The APR measures academic eligibility, retention and graduation. The scores are a four-year composite, covering the 2015-16 through 2018-19 school years.

Every Division I sports team across the nation calculates its APR each academic year, similar to a report card. Scholarship student-athletes each semester earn one point for remaining eligible and one point for staying in school or graduating.

UK has received a perfect 1,000 mark in six of the last seven single-year APR rates. Teams scoring below 930 can face consequences intended to direct additional focus on academics. Those penalties can include practice restrictions and playing-season reductions.

The current Wildcats have also performed admirably in the classroom. This group posted a 3.122 grade-point average in the 2020 fall semester.

Anderson Returns for College Degree

Utilizing UK Athletics' Post-Eligibility Program, former Kentucky men's basketball star Derek Anderson has graduated from the University of Kentucky. He was a part of the December 2020 commencement.

Anderson lettered at Kentucky in 1996 and 1997. He was a part of the 1996 national championship team and a key part of the 1997 national runner-up squad, a team many thought would have repeated as national champions had Anderson not injured his knee and missed the second half of the season.

Through the Post-Eligibility Program, UK Athletics pays for tuition and books for scholarship student-athletes who return to school after completing their eligibility. Since its inception in 1989, more than 150 Wildcats have returned to graduate through the program. Several other former players, including Nazr Mohammed, Kelenza Azubuike, Jodie Meeks, Gerald Fitch and Erik Daniels, have returned to school to complete their degree in recent seasons.

Anderson, who transferred from Ohio State scored 674 points in a season in a half at Kentucky. He averaged 9.4 points and 2.4 assists for the Wildcats during unforgettable 1995-96 season and was averaging 17.7 points, 4.1 rebounds and 3.5 assists before the season-ending knee injury.

The Louisville native made the NCAA All-Regional Team in 1996 and was an All-Southeastern Conference Second Team pick by the league's coaches and an All-SEC Third Team selection by the Associated Press that season.

Anderson was drafted 13th overall in the 1997 NBA Draft and played 11 seasons in the NBA. He won an NBA Championship with the Miami Heat in 2006.

Game-Day Changes in Effect During COVID-19 Pandemic

After receiving guidelines from state health officials, UK Athletics has designed a distanced seating plan to host fans at Rupp Arena in the healthiest manner possible for the 2020-21 season during the COVID-19 pandemic. The plan is focused on the recommended health and safety protocols for the well-being of all student-athletes, fans and staff.

At this point, the anticipated attendance for this season at Rupp Arena is up to 15% of normal arena capacity, which includes participants, essential personnel, media and a limited number of spectators. All plans are subject to change based on evolving information as well as local, state and national public health developments.

UK Athletics has taken advice from the Commonwealth of Kentucky, UK health officials, the city of Lexington and the Centers for Disease Control and Prevention. In response, UK's plan includes a number of new measures to promote a healthy game-day experience at Rupp Arena. These measures include, but are not limited to:

- Enhanced cleaning and sanitization procedures throughout the arena prior to and during all events
- Mobile ticketing to reduce contact between staff and fans
- Requiring face coverings for all fans at all times, with the exception of when fans are actively eating or drinking while sitting in their seats
- Requiring fans to keep the proper physical distance
- Providing signage in common areas to assist with physical distancing
- Locating hand sanitization and washing stations located throughout the arena

- Increasing physical spacing while using elevators by reducing capacity of each elevator
- Providing concessions featuring cashless transactions
- Discouraging the bringing of bags of any sort. Only small, clear bags will be admitted

A complete list of the new game-day regulations is available at the UK Athletics Gameday website.

Fans with pre-existing health conditions, or those who are at a greater risk, should consider not attending sporting events at this time. Even with these measures in place, UK Athletics can, in no way, guarantee that fans will not be exposed to COVID-19.

The UK Ticket Office and K Fund are communicating directly with season ticket holders on the 2020-21 ticketing process. Tickets will be sold in season packages and K Fund priority rankings will determine the order for ticket assignment. Ticket holders are encouraged to regularly monitor their email for additional updates.

Available tickets will be physically distanced throughout Rupp Arena and will be primarily sold in small blocks of two, three and four seats to maximize attendance opportunities for a greater number of season ticket accounts. All seating will be reserved, and ticket holders will be required to sit in their assigned seats. UK Athletics hopes to accommodate as many ticket accounts as possible, though there is no guarantee that every season ticket holder will be able to purchase tickets due to the limited capacity.

With arena capacity limited to 15%, there will be approximately 300 tickets that students will have access to purchase on a single-game basis, for select games. Ticket allotments may vary for games that are played during holiday or semester breaks. A single-game lottery process will be implemented to provide opportunities for as many students as possible to attend games. Games will be grouped into multiple lotteries throughout the season, and there will be a random draw for each game to determine the students that will receive tickets through their My UK Athletics Student Account.

Rupp Arena Renovations Continue

Originally announced when UK agreed to a new lease in December 2016 and formalized the agreement last year, upper-level chair-back seating and new club areas were installed to Rupp Arena last season with construction ongoing for club areas.

Two clubs for season ticket holders are on schedule to open for this season with a third scheduled to open in 2021-22. Fans in these new clubs will be able to enjoy first-class amenities before, during and after games. These new clubs are crucial to providing the funds necessary for both the new lease agreement and the ongoing renovation of Rupp Arena.

Club membership does not include a ticketed seat and club members may have seats throughout Rupp Arena. Season ticket holders may purchase club memberships to accompany their season ticket package. Club membership pricing and amenities will be announced as soon as details are finalized, and sales will begin shortly thereafter. Memberships will initially be offered to season ticket holders based on K Fund priority ranking.

This latest phase of Rupp renovations comes on the heels of the addition of a new center-hung scoreboard, ribbon boards, new sound system and lighting that have created a more dynamic game experience in Rupp.

The chair-back seating that was installed last season was undertaken in response to years of feedback from fans asking for more comfortable seating in the upper level. The seating was installed in sections 211-217 and 228-234.

After the seat renovations, Rupp Arena now seats 20,500.

Givens Joins UK Sports Network

Heralded as one of the greatest players in program history, Jack "Goose" Givens has joined the UK Sports Network.

Givens, who scored 41 points in the 1978 national championship game before embarking on a career in professional basketball as both a player and broadcaster, will co-host the Don Franklin Auto Countdown to Tipoff pregame radio show alongside Dave Baker, who returns for his 34th season with the UK Sports Network. Baker previously co-hosted the show with another UK Hall of Famer, Rex Chapman, who will now work with JMI Sports on new media content.

Givens will also provide analysis on television for the UK Sports Network as a featured guest on BBN Gameday and BBN Tonight.

The Don Franklin Auto Countdown to Tipoff pregame show airs 90 minutes prior to all Kentucky men's basketball games on UK Sports Network affiliates and is also available through the UK Athletics app. A stream of the show is also available on UKAthletics.com and on the Kentucky Basketball Facebook page, where fans can ask questions and interact with Baker and Givens.

Once the ball tips, Big Blue Nation will again be guided through game action by The Voice of the Wildcats, Tom Leach, and UK Hall of Famer Mike Pratt. The 2020-21 season marks the 19th season together for the duo, who also host the Ruoff Mortgage Wildcat Wrap Up post-game show, where they are joined each game by a UK basketball player and head coach John Calipari.



KENTUCKY BY THE NUMBERS

Date	Opponent	Result	Points	Rebounds	Assists	Steals	Blocks
N. 25	MOREHEAD STATE ¹	W, 81-45	Boston Jr. - 15 [^]	Boston Jr. - 7 [^]	Two tied - 4 [^]	Clarke - 3 [^]	Three tied - 2 [^]
N. 29	RICHMOND ¹	L, 76-64	Boston Jr. - 20 [^]	Jackson - 14 [^]	Two tied - 2	Four tied - 1	Jackson - 2 [^]
D. 1	vs. Kansas ²	L, 65-62	Two tied - 12	Jackson - 12	Two tied - 2	Two tied - 2	Jackson - 8 [^]
D. 6	vs. Georgia Tech ³	L, 79-62	Clarke - 22 [^]	Jackson - 12 [^]	Mintz - 6 [^]	Four tied - 1	Jackson - 1
D. 12	NOTRE DAME	L, 64-63	Sarr - 22 [^]	Sarr - 7	Mintz - 4 [^]	Boston Jr. - 3 [^]	Sarr - 3 [^]
D. 19	vs. North Carolina ⁴	L, 75-63	Mintz - 17 [^]	Mintz - 8	Askew - 3	Ware - 2 [^]	Four tied - 1
D. 26	at Louisville	L, 62-59	Mintz - 19	Three tied - 7	Askew - 3	Three tied - 2 [^]	Jackson - 3 [^]
J. 2	at Mississippi State*	W, 78-73 ^{20T}	Allen - 23 [^]	Ware - 13 [^]	Askew - 7 [^]	Jackson - 3 [^]	Jackson - 4 [^]
J. 5	VANDERBILT *	W, 77-74	Sarr - 24 [^]	Sarr - 7	Askew - 3	Askew - 3 [^]	Three tied - 2 [^]
J. 9	at Florida*	W, 76-58	Two tied - 13	Two tied - 6	Two tied - 4	Boston Jr. - 4 [^]	Jackson - 4 [^]
J. 12	ALABAMA *	L, 85-65	Jackson - 14	Three tied - 6 [^]	Two tied - 2	Jackson - 2	Jackson 7 [^]
J. 16	at Auburn*	L, 66-59	Mintz - 11	Two tied - 6 [^]	Askew - 3	Boston Jr. - 3 [^]	Two tied - 2 [^]
J. 20	at Georgia*	L, 63-62	Boston Jr. - 18 [^]	Sarr - 13 [^]	Askew - 4	Askew - 2	Jackson - 4 [^]
J. 23	LSU *	W, 82-69	Boston Jr. - 18	Jackson - 15 [^]	Askew - 4 [^]	Three tied - 1	Brooks Jr. - 2 [^]
J. 26	at Alabama*	L, 70-59	Three tied - 12	Boston Jr. - 6	Mintz - 4	Two tied - 2 [^]	Jackson - 2 [^]
F. 3	at Missouri*	L, 75-70	Mintz - 18	Two tied - 10	Askew - 4	Jackson - 3 [^]	Jackson - 4 [^]
F. 6	TENNESSEE *	L, 82-71	Brooks Jr. - 23	Brooks Jr. - 11 [^]	Askew - 4	Askew - 2 [^]	Four tied - 1
F. 9	ARKANSAS *	L, 81-80	Boston Jr. - 17 [^]	Sarr - 10 [^]	Askew - 6 [^]	Mintz - 1	Jackson - 2 [^]
F. 13	AUBURN *	W, 82-80	Jackson - 18	Jackson - 11 [^]	Two tied - 4	Boston Jr. - 4 [^]	Sarr - 4 [^]
F. 17	at Vanderbilt*						
F. 20	at Tennessee*						
F. 23	TEXAS A&M *						
F. 27	FLORIDA *						
M. 2	at Ole Miss*						

All home games in **BOLD CAPS**

*SEC game, ^game high

1 - Bluegrass Showcase (Rupp Arena | Lexington, Ky.)

2 - Champions Classic (TBD)

3 - Holiday Hoopsgiving (State Farm Arena | Atlanta)

4 - CBS Sports Classic (Rocket Mortgage FieldHouse | Cleveland, Ohio)

Times Led

Boston Jr. - 7
Mintz - 7
Sarr - 3
Allen - 2
Jackson - 2
Brooks Jr. - 1
Clarke - 1

Times Led

Jackson - 9
Sarr - 4
Boston Jr. - 3
Brooks Jr. - 3
Mintz - 2
Toppin - 2
Ware - 2
Allen - 1

Times Led

Askew - 14
Mintz - 5
Brooks Jr. - 2
Clarke - 2
Boston Jr. - 1
Sarr - 1

Times Led

Boston Jr. - 7
Mintz - 6
Askew - 5
Jackson - 5
Allen - 2
Clarke - 2
Fletcher - 2
Sarr - 1
Ware - 1

Times Led

Jackson - 15
Sarr - 6
Brooks Jr. - 3
Ware - 2
Boston Jr. - 1
Askew - 1
Mintz - 1
Toppin - 1

Comparing the Calipari Era

A look at the statistics of each team throughout the John Calipari era through 19 games ...

Year	FG%	Opp. FG%	3-Pt. FG%	FT%	RPG	Assists	TOs.	Blocks	Steals	Points	PPG	Record
2020-21	.416	.409	.327	.712	38.9	226	279	116	116	1,315	69.2	6-13
2019-20	.462	.389	.324	.771	38.5	278	250	99	102	1,438	75.7	15-4
2018-19	.481	.412	.350	.750	38.8	271	258	103	129	1,511	79.5	16-3
2017-18	.481	.404	.343	.678	38.7	271	271	102	117	1,463	77.0	14-5
2016-17	.499	.414	.359	.686	40.9	342	216	116	123	1,765	92.9	17-2
2015-16	.468	.405	.319	.667	39.4	254	234	105	121	1,470	77.4	15-4
2014-15	.457	.317	.357	.688	40.5	298	214	155	146	1,417	74.6	19-0
2013-14	.474	.387	.315	.676	42.4	239	240	132	88	1,513	79.6	15-4
2012-13	.485	.383	.356	.645	39.2	283	249	145	132	1,441	75.8	13-6
2011-12	.488	.358	.363	.718	40.6	258	252	177	130	1,513	79.6	18-1
2010-11	.459	.379	.402	.700	40.1	253	212	129	115	1,493	78.6	15-4
2009-10	.498	.380	.381	.686	42.2	310	287	139	141	1,580	83.2	19-0



MISCELLANEOUS STATS

Game Leaders							Games With ...							
No.	Name	Points	Rebounds	Blocks	Assists	Steals	10+ Pts	20+ Pts	10+ Rebs	3+ Assts	3+ Blks	3+ Stls	3+ 3s	Double-Double
0	Jacob Toppin*	- (0)	2 (2)	1 (4)	- (2)	- (0)	2 (7)	- (0)	- (0)	- (1)	- (0)	- (0)	- (1)	- (0)
2	Devin Askew	-	-	1 (1)	14 (14)	5 (5)	7 (7)	-	-	13 (13)	-	1 (1)	-	-
3	Brandon Boston Jr.	7 (7)	3 (3)	1 (1)	1 (1)	7 (7)	14 (14)	1 (1)	1 (1)	3 (3)	-	4 (4)	3 (3)	1 (1)
5	Terrence Clarke	1 (1)	-	-	2 (2)	2 (2)	4 (4)	1 (1)	-	3 (3)	-	1 (1)	1 (1)	-
10	Davion Mintz*	7 (8)	2 (4)	1 (7)	5 (26)	6 (23)	11 (35)	- (1)	- (0)	8 (48)	- (0)	- (3)	4 (9)	- (0)
11	Dontaie Allen	2 (2)	1 (1)	-	-	2 (2)	3 (3)	1 (1)	-	-	-	-	2 (2)	-
12	Keion Brooks Jr.	1 (1)	3 (5)	3 (5)	2 (2)	- (2)	8 (13)	1 (1)	1 (1)	2 (2)	- (0)	- (0)	- (0)	1 (1)
13	Riley Welch*	- (0)	- (0)	- (0)	- (1)	- (0)	- (0)	- (0)	- (0)	- (2)	- (0)	- (0)	- (0)	- (0)
14	Brennan Canada	- (0)	- (0)	- (0)	- (0)	- (0)	- (0)	- (0)	- (0)	- (0)	- (0)	- (0)	- (0)	- (0)
20	Zan Payne	-	-	-	-	-	-	-	-	-	-	-	-	-
21	Cam'Ron Fletcher	-	-	-	-	2 (2)	-	-	-	1 (1)	-	-	-	-
23	Isaiah Jackson	2 (2)	9 (9)	15 (15)	-	5 (5)	3 (3)	-	6 (6)	1 (1)	7 (7)	2 (2)	-	1 (1)
25	Kareem Watkins	-	-	-	-	-	-	-	-	-	-	-	-	-
20	Olivier Sarr*	3 (12)	4 (33)	6 (45)	1 (3)	1 (9)	9 (36)	2 (7)	4 (18)	2 (7)	2 (7)	- (1)	1 (1)	3 (14)
55	Lance Ware	-	2 (2)	2 (2)	-	1 (1)	-	-	2 (2)	-	1 (1)	-	-	-

Career total in (parentheses); *Includes pre-UK career

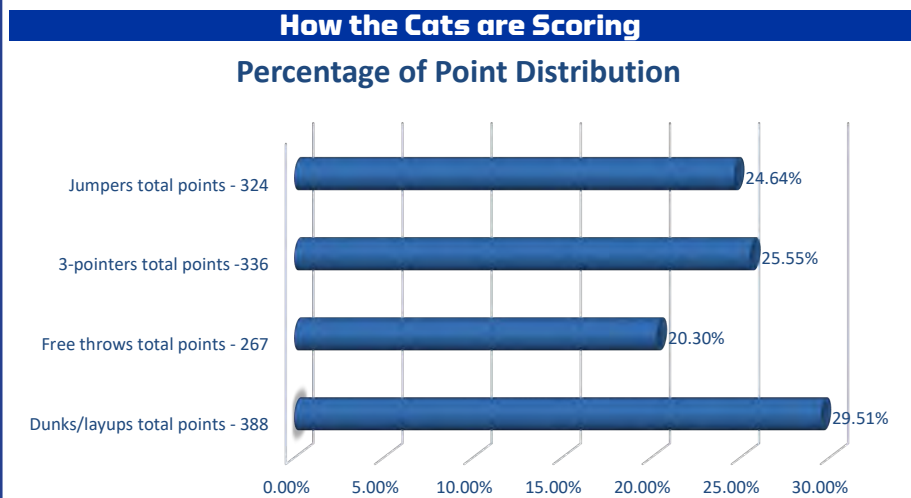
Starting Lineups						
Guard	Guard	G/F	Forward	Forward	Games	W-L
Askew	Mintz	Boston Jr.	Jackson	Sarr	7	2-5
Askew	Boston Jr.	Clarke	Jackson	Sarr	3	1-2
Askew	Mintz	Boston Jr.	Brooks	Sarr	3	1-2
Askew	Mintz	Boston Jr.	Ware	Sarr	2	2-0
Mintz	Boston Jr.	Clarke	Jackson	Sarr	2	0-2
Askew	Boston Jr.	Clarke	Fletcher	Sarr	1	0-1
Askew	Mintz	Allen	Ware	Sarr	1	0-1

Starter	Games Started	Wins	Losses
Sarr	19	6	13
Boston Jr.	18	6	12
Askew	17	6	11
Mintz	15	5	10
Jackson	12	3	9
Clarke	6	1	5
Ware	3	2	1
Brooks Jr.	3	1	2
Fletcher	1	0	1
Allen	1	0	1

Streaks		Win-Loss Margins		
Overall	Won 1	Margin	Games Won	Games Lost
Unranked AP teams anywhere	Won 1			
Ranked AP teams anywhere	Lost 5	1	3	
Home	Won 1			
Home AP ranked teams	Lost 1	2	1	
Home AP unranked teams	Won 1			
Home SEC	Won 1	3	1	2
Home nonconference	Lost 2			
Home AP ranked SEC	Lost 1	4		
Home AP unranked SEC	Won 1			
Home AP ranked nonconference	Won 2	5	1	1
Home AP unranked nonconference	Lost 2			
Road	Lost 4	6		
Road AP ranked teams	Lost 3			
Road AP unranked teams	Lost 2	7		1
Road SEC	Lost 4			
Road nonconference	Lost 1	8		
Road AP ranked SEC	Lost 4			
Road AP unranked SEC	Lost 2			
Road AP ranked nonconference	Won 2	9		
Road AP unranked nonconference	Lost 1			
Neutral	Lost 5	10		
Neutral AP ranked teams	Lost 3			
Neutral AP unranked teams	Lost 2	11		2
Neutral SEC	Lost 2			
Neutral nonconference	Lost 5	12		2
Neutral AP ranked SEC	Lost 2			
Neutral AP unranked SEC	Won 12	13	1	
Neutral AP ranked nonconference	Lost 3			
Neutral AP unranked nonconference	Lost 2	14		
Active Consecutive Made Starts		15		
Olivier Sarr	24			
Davion Mintz	15			
Devin Askew	13			
Brandon Boston Jr.	6			1
Isaiah Jackson	4			
Active Consecutive Made Free Throws		18	1	
Devin Askew	5			
Brandon Boston Jr.	2			
Isaiah Jackson	1			
Davion Mintz	1			1
Olivier Sarr	1			
Jacob Toppin	1			
Active Consecutive Games with a 3-Pointer		22		
Olivier Sarr	4			
Devin Askew	3			
Brandon Boston Jr.	2			
Davion Mintz	2			
Dontaie Allen	1			
Keion Brooks Jr.	1			
		25+	1	

Kentucky's Record When ...		
KENTUCKY RECORD	ALL	SEC
Leading at halftime:	3-5	2-2
Tied at the half:	0-0	0-0
Trailing at halftime:	3-8	3-5
Shoot 50% or better:	2-0	1-0
Shoot less than 50%:	4-13	4-7
Shoot higher % than opp.:	5-4	4-3
Shoot lower % than opp.:	1-9	1-4
Opp. shoot worse than 50%:	6-12	5-7
Opp. shoot 50% or higher:	0-1	0-0
Score less than 60 points:	0-3	0-2
Score 60-69 points:	0-7	0-2
Score 70-79 points:	3-2	3-2
Score 80-89 points:	3-1	2-1
Score 90-99 points:	0-0	0-0
Score 100+ points:	0-0	0-0
Opp. score less than 60 pts.:	2-0	1-0
Opp. score 60-69 pts.:	1-5	1-2
Opp. score 70-79 pts.:	2-5	2-2
Opp. score 80-89 pts.:	1-3	1-3
Opp. score 90-99 pts.:	0-0	0-0
Opp. score 100+ points:	0-0	0-0
Outrebounded opponent:	4-8	3-4
Outrebounded by opponent:	2-4	2-2
Equal number of rebounds:	0-1	0-1
Fewer turnovers than opp.:	3-2	2-0
Same turnovers as opp.:	0-0	0-0
More turnovers than opp.:	3-11	3-7
Make 8 or more 3-pointers:	2-3	2-2
Make 7 or fewer 3-pointers:	4-10	3-5
Games decided by 5 or fewer:	3-6	3-3
Overtime games:	1-0	1-0

KENTUCKY RECORD		
ALL	SEC	SEC
On CBS:	1-2	1-0
On TBS:	0-0	0-0
On ESPN/ESPN2/ESPNU:	2-10	2-6
On FOX:	0-0	0-0
On SEC Network/(+):	3-1	2-1
vs. SEC at home:	3-3	3-3
vs. SEC on road:	2-4	2-4
Games vs. AP ranked opp.:	0-5	0-3
Games following a loss:	3-10	3-5
Games following a win:	2-3	2-2
More points in the paint:	3-4	2-2
Fewer/Same points in the paint:	3-9	3-5
More bench points than opp.:	6-7	5-5
Fewer or same bench pts.:	0-6	0-2
More 2nd-chance points:	3-10	2-6
Fewer or same 2nd-chance pts.:	3-3	3-1
More or same points off TOs:	4-2	3-2
Fewer points off TOs:	2-11	2-5
On Monday:	0-0	0-0
On Tuesday:	1-4	1-3
On Wednesday:	1-2	0-2
On Thursday:	0-0	0-0
On Friday:	0-0	0-0
On Saturday:	4-5	4-2
On Sunday:	0-2	0-0
In November:	1-1	0-0
In December:	0-5	0-0
In January:	4-4	4-4
In February:	1-3	1-3
In March:	0-0	0-0
In April:	0-0	0-0



Dunk Tracker		
Player	Dunks in 2020-21	Dunks in Career
Olivier Sarr	11	61
Keion Brooks Jr.	10	19
Jacob Toppin	5	19
Isaiah Jackson	16	16
Davion Mintz	4	11
Brandon Boston Jr.	8	8
Lance Ware	2	2
Dontaie Allen	1	1
Terrence Clarke	1	1

Fast Facts	
Shooting Percentage	.416
Avg. Assists Per Game	11.9
Points Off Turnovers	12.3
Second-Chance Points	12.2
Points in the Paint	28.5
Fast Break Points	11.3
Bench Points	22.4
Points Per Possession	97.8
Avg. Time of Possession	17.2

First Points of the Game				
Player	Dunk/Layup	Jumper	3PT	FT
Allen	1			
Askew		3		
Boston	1		1	
Clarke	1	1		
Jackson	2	1		1
Mintz	1			
Sarr	1	3	1	1



THE LAST TIME UK ...

INDIVIDUALS

SCORING

Scored 25 points: Immanuel Quickley (30) at Texas A&M, 2/25/20
Scored 30 points: Immanuel Quickley (30) at Texas A&M, 2/25/20
Scored 35 Points: De'Aaron Fox (39) vs. UCLA, 3/24/17
Scored 40 points: Malik Monk (47) vs. North Carolina, 12/17/16
Scored 45 points: Malik Monk (47) vs. North Carolina, 12/17/16
Scored 50 points: Jodie Meeks (54) at Tennessee, 1/13/09
Scored 55 points: Never
Two players had 20 points: Nick Richards (27) and Immanuel Quickley (21) vs. Mississippi State, 2/4/20
Three players had 20 points: DeMarcus Cousins (27), John Wall (21), Patrick Patterson (20) vs. Sam Houston State, 11/19/09
Two players had 30 points: Patrick Patterson (33) and Jodie Meeks (32) vs. Tennessee State, 12/22/08
Scored 20 points in two straight games: Immanuel Quickley (3) 2/18/20 - 2/25/20
Scored 20 points in three straight games: Immanuel Quickley (3) 2/18/20 - 2/25/20
Scored 20 points in four straight games: PJ Washington (4) 2/5/19 - 2/16/19
Scored 20 points in five straight games: Jamal Murray (12) 2/2/16 - 3/12/16
Scored 20 points in six straight games: Jamal Murray (12) 2/2/16 - 3/12/16
Scored 20 points in seven straight games: Jamal Murray (12) 2/2/16 - 3/12/16
Scored 20 points in eight straight games: Jamal Murray (12) 2/2/16 - 3/12/16
Scored 20 points in nine straight games: Jamal Murray (12) 2/2/16 - 3/12/16
Scored 20 points in 10 straight games: Jamal Murray (12) 2/2/16 - 3/12/16
Scored 20 points in 11 straight games: Jamal Murray (12) 2/2/16 - 3/12/16
Scored 20 points in 12 straight games: Jamal Murray (12) 2/2/16 - 3/12/16
Scored 20 points in 15 straight games: Dan Issel (18) 12/1/69 - 2/7/70
Scored 25 points in two straight games: Immanuel Quickley (2) 2/22/20-2/25/20
Scored 25 points in three straight games: Tayshaun Prince (3) 3/11/01-3/17/01
Scored 30 points in two straight games: Jodie Meeks vs. Appalachian State (46) 12/20/08; vs. Tennessee State (32) 12/22/08
Scored 30 points in three straight games: Dan Issel (6) 2/14/70 - 3/2/70
Scored in double figures in 10 straight games: Immanuel Quickley (20) 12/28/19-3/7/20
Scored in double figures in 15 straight games: Immanuel Quickley (20) 12/28/19-3/7/20
Scored in double figures in 20 straight games: Immanuel Quickley (20) 12/28/19-3/7/20
Scored in double figures in 25 straight games: Malik Monk (30) 11/11/16-2/28/17
Scored in double figures in 30 straight games: Malik Monk (30) 11/11/16-2/28/17
Scored in double figures in 33 straight games: Jamal Murray (34) 11/17/15 - 3/19/16
Scored in double figures in 34 straight games: Jamal Murray (34) 11/17/15 - 3/19/16
Scored in double figures in 35 straight games: Kenny Walker (36) 11/14/85 - 3/22/86
Five players scored in double figures: Brandon Boston Jr. (17), Olivier Sarr (13), Devin Askew (11), Davion Mintz (11), Keion Brooks Jr. (10) vs. Arkansas, 2/9/21
Six players scored in double figures: Nick Richards (21), Immanuel Quickley (16), Nate Sestina (12), Keion Brooks Jr. (11), Ashton Hagans (11), Kahlil Whitney (11) vs. Eastern Kentucky, 11/8/19
Seven players scored in double figures: Randolph Morris (17), Kelenna Azubuike (15), Patrick Sparks (14), Chuck Hayes (12), Rajon Rondo (11), Ravi Moss (10) and Ramel Bradley (10) vs. Mississippi State 2/19/05
Four players with 15 or more points: Kevin Knox (22), Quade Green (18), Shai Gilgeous-Alexander (17), Wenyen Gabriel (15) vs. Ole Miss, 2/28/18

DOUBLE-DOUBLES

Double-double: Isaiah Jackson (18 points, 11 rebounds) vs. Auburn, 2/13/21

Triple-double: Isaiah Briscoe (19 points, 11 rebounds, 10 assists) at Ole Miss, 12/29/16
20-10 (rebs) game: Keion Brooks Jr. (23 points, 11 rebounds) vs. Tennessee, 2/6/21
20-10 (assists) game: De'Aaron Fox (24 points, 10 assists) vs. North Carolina, 12/17/16
20-15 game: Nick Richards (25 points, 15 rebounds) vs. Fort Wayne, 11/22/17
30-10 game: Tayshaun Prince (33 points, 11 rebounds) vs. Tennessee State, 12/22/98
Back-to-back 20-10 games: PJ Washington (20 p, 13 r) vs. Kansas, 1/26/19; (26 p, 12 r) at Vanderbilt, 1/29/19
Three straight 20-10 games: Julius Randle (3) 11/8/13 - 11/12/13
Double-double in points and rebs.: Isaiah Jackson (18 points, 11 rebounds) vs. Auburn, 2/13/21
Double-double in points and assists: Ashton Hagans (11 points, 11 assists) vs. Fairleigh Dickinson, 12/7/19
Double-double in points and blocks: Never
Double-double in points and steals: Never
Double-double in two consecutive games: Nick Richards (25 p, 14 r) at Texas Tech, 1/25/20; (15 p, 11 r) vs. Vanderbilt, 1/29/20
Double-double in three consecutive games: PJ Washington (20 p, 13 r) vs. Kansas, 1/26/19; (26 p, 12 r) at Vanderbilt, 1/29/19; (15 p, 12 r) at Florida, 2/2/19
Double-double in four consecutive games: Julius Randle (19 p, 15 r) vs. Kansas State, 3/21/14; (13 p, 10 r), vs. Wichita State, 3/23/14; (15 p, 12 r), vs. Louisville, 3/28/14; (16 p, 11 r), vs. Michigan, 3/30/14
Double-double in five consecutive games: Julius Randle (14 p, 10 r) at Arkansas, (2/27/14); (10 p, 15 r) at South Carolina (3/1/14); (12 p, 11 r) vs. Alabama, (3/4/14); (16 p, 10 r) at Florida, (3/8/14); (17 p, 16 r) vs. LSU, (3/14/14); (12 p, 11 r) vs. Georgia, (3/15/14)
Double-double in six consecutive games: Julius Randle (14 p, 10 r) at Arkansas, (2/27/14); (10 p, 15 r) at South Carolina (3/1/14); (12 p, 11 r) vs. Alabama, (3/4/14); (16 p, 10 r) at Florida, (3/8/14); (17 p, 16 r) vs. LSU, (3/14/14); (12 p, 11 r) vs. Georgia, (3/15/14)
Double-double in seven consecutive games: Julius Randle (7) 11/18/13-11/27/13
Double-double in 10 consecutive games: Jim Andrews, 1972-73 season
Two players record double-doubles: Brandon Boston Jr. (20 points, 10 rebounds), Olivier Sarr (17 points, 11 rebounds) vs. Richmond, 11/29/20
Three players record double-doubles: PJ Washington (20 points, 13 rebounds), Reid Travis (18 points, 12 rebounds), Keldon Johnson (15 points, 10 rebounds) vs. Kansas, 1/26/19
Four players record double-doubles: Jack Givens (30 pts, 13 rebs), Kyle Macy (16 pts, 10 assts), Mike Phillips (22 pts, 18 rebs), Rick Robey (23 pts, 13 rebs) vs. Southern Methodist, 11/26/77
Five players record double-doubles: Never

FIELD GOALS

Made 12 FG in a game: EJ Montgomery (12) vs. Fairleigh Dickinson, 12/7/18
Made 15 FG in a game: Malik Monk (18) vs. North Carolina, 12/17/16
Made 16 FG in a game: Malik Monk (18) vs. North Carolina, 12/17/16
Made 17 FG in a game: Malik Monk (18) vs. North Carolina, 12/17/16
Made 18 FG in a game: Malik Monk (18) vs. North Carolina, 12/17/16
Made 19 FG in a game: Dan Issel (19) vs. Alabama, 2/23/70
Made 20 FG in a game: Dan Issel (23) vs. Ole Miss, 2/7/70
Made 21 FG in a game: Dan Issel (23) vs. Ole Miss, 2/7/70
Made 22 FG in a game: Dan Issel (23) vs. Ole Miss, 2/7/70
Made 23 FG in a game: Dan Issel (23) vs. Ole Miss, 2/7/70
Made 24 FG in a game: Never
Attempted 17 FG in a game: Brandon Boston Jr. (17) vs. LSU, 1/23/21
Attempted 18 FG in a game: Brandon Boston Jr. (20) vs. Richmond, 11/29/20
Attempted 19 FG in a game: Brandon Boston Jr. (20) vs. Richmond, 11/29/20
Attempted 20 FG in a game: Brandon Boston Jr. (20) vs. Richmond, 11/29/20
Attempted 25 FG in a game: Malik Monk (28) vs. North Carolina, 12/17/16

3-POINTERS

Made 5 3-pointers in a game: Brandon Boston Jr. (5) vs. Auburn, 2/13/21

Made 6 3-pointers in a game: Dontaie Allen (7) at Mississippi State, 1/2/21
Made 7 3-pointers in a game: Dontaie Allen (7) at Mississippi State, 1/2/21
Made 8 3-pointers in a game: Immanuel Quickley (8) at Texas A&M, 2/25/20
Made 9 3-pointers in a game: Jodie Meeks (10) at Tennessee, 1/13/09
Made 10 3-pointers in a game: Jodie Meeks (10) at Tennessee, 1/13/09
Made 11 3-pointers in a game: Never
Attempted 10 3-pointers in a game: Dontaie Allen (11) at Mississippi State, 1/2/21
Attempted 15 3-pointers in a game: Jodie Meeks (15) at Tennessee, 1/13/09
Attempted 16 3-pointers in a game: Derrick Miller (16) vs. LSU 2/15/90
Attempted 17 3-pointers in a game: Derrick Miller (19) vs. Kansas 12/6/89
Attempted 18 3-pointers in a game: Derrick Miller (19) vs. Kansas 12/6/89
Attempted 19 3-pointers in a game: Derrick Miller (19) vs. Kansas 12/6/89
Attempted 20 3-pointers in a game: Never
Made a 3-pointer in 10 straight games: Immanuel Quickley (11), 2/12/20-3/7/20
Made a 3-pointer in 15 straight games: Jamal Murray (36), 11/13/15 - 3/19/16, Derek Willis (17), 1/12/16 - 3/17/16
Made a 3-pointer in 20 straight games: Jamal Murray (36), 11/13/15 - 3/19/16
Made a 3-pointer in 30 straight games: Jamal Murray (36), 11/13/15 - 3/19/16
Made two 3-pointers in 10 straight games: Kevin Knox (11), 2/10/16 - 3/11/18
Made three 3-pointers in 10 straight games: Gerald Fitch (20) 1/14/03 - 3/23/03
Made three 3-pointers in 15 straight games: Gerald Fitch (20) 1/14/03 - 3/23/03
Made three 3-pointers in 20 straight games: Gerald Fitch (20) 1/14/03 - 3/23/03
Made three 3-pointers in 25 straight games: Keith Bogans (29) 3/14/02 - 2/26/03

FREE THROWS

Made 8 FT in a game: Isaiah Jackson (8) vs. Auburn, 2/13/21
Made 9 FT in a game: Olivier Sarr (14) vs. Vanderbilt, 1/5/21
Made 10 FT in a game: Olivier Sarr (14) vs. Vanderbilt, 1/5/21
Made 11 FT in a game: Olivier Sarr (14) vs. Vanderbilt, 1/5/21
Made 12 FT in a game: Olivier Sarr (14) vs. Vanderbilt, 1/5/21
Made 13 FT in a game: Olivier Sarr (14) vs. Vanderbilt, 1/5/21
Made 14 FT in a game: Olivier Sarr (14) vs. Vanderbilt, 1/5/21
Made 15 FT in a game: Rodrick Rhodes (16) vs. Ole Miss, 1/18/95
Made 16 FT in a game: Rodrick Rhodes (16) vs. Ole Miss, 1/18/95
Made 17 FT in a game: Dwight Anderson (18) vs. Mississippi State, 2/12/79
Made 18 FT in a game: Dwight Anderson (18) vs. Mississippi State, 2/12/79
Made 18 FT in a game: Never
Attempted 10 FT in a game: Isaiah Jackson (11) vs. Auburn, 2/13/21
Attempted 15 FT in a game: Olivier Sarr (17) vs. Vanderbilt, 1/25/21
Attempted 20 FT in a game: PJ Washington (20) vs. Kansas State, 3/22/18
Attempted 25 FT in a game: Never
Made 20 Straight FT: Immanuel Quickley (20), 2/22/20-3/3/20
Made 30 Straight FT: Tyler Herro (38), 2/16/19 - 3/29/19

REBOUNDS

15 Rebs: Isaiah Jackson (15) vs. LSU, 1/23/21
16 Rebs: Keldon Johnson (17) vs. Auburn, 2/23/19
17 Rebs: Keldon Johnson (17) vs. Auburn, 2/23/19
18 Rebs: PJ Washington (18) vs. VMI, 11/18/18
19 Rebs: Nick Richards (19) vs. Southern Illinois, 11/9/18
20 Rebs: Jared Prickett (20) vs. Arkansas, 2/9/94
25 Rebs: Mike Phillips (28) vs. Tennessee, 1/10/76
30 Rebs: Cotton Nash (30) vs. Ole Miss, 2/8/64
34 Rebs: Bob Burrow (34) vs. Temple, 12/10/55
35 Rebs: Never
10+ Rebs in three consecutive games: Isaiah Jackson (3), 11/29/20 - 12/6/20
10+ Rebs in four consecutive games: Julius Randle (4), 3/21/14 - 3/30/14
10+ Rebs in five consecutive games: Julius Randle (10), 2/12/14 - 3/15/14
10+ Rebs in six consecutive games: Julius Randle (10),



THE LAST TIME UK ...

2/12/14 - 3/15/14

10+ Rebs in seven consecutive games: Julius Randle (10), 2/12/14 - 3/15/14

10+ rebs in eight consecutive games: Julius Randle (10), 2/12/14 - 3/15/14

10+ rebs in nine consecutive games: Julius Randle (10), 2/12/14 - 3/15/14

10+ rebs in 10 consecutive games: Julius Randle (10), 2/12/14 - 3/15/14

Two players had 10 rebounds: Isaiah Jackson (10), Lance Ware (10) at Missouri, 2/3/21

Three players had 10 rebounds: Isaiah Jackson (14), Olivier Sarr (11), Brandon Boston Jr. vs. Richmond, 11/29/20

ASSISTS

6 assists: Devin Askew (6) vs. Arkansas, 2/9/21

7 assists: Devin Askew (7) at Mississippi State, 1/2/21

8 assists: Ashton Hagans (8) at Vanderbilt, 2/11/20

9 assists: Ashton Hagans (9) vs. Georgia, 1/21/20

10 assists: Ashton Hagans (11) vs. Fairleigh Dickinson, 12/7/19

11 assists: Ashton Hagans (11) vs. Fairleigh Dickinson, 12/7/19

12 assists: Ashton Hagans (12) vs. UAB, 11/29/19

13 assists: Tyler Ullis (14) vs. LSU, 3/5/16

14 assists: Tyler Ullis (14) vs. LSU, 3/5/16

15 assists: John Wall (16) vs. Hartford, 12/29/09

16 assists: John Wall (16) vs. Hartford, 12/29/09

17 assists: Never

5+ assists in four consecutive games: Ashton Hagans (17), 11/18/19 - 1/29/20

8+ assists in two consecutive games: Ashton Hagans (3), 12/18/19 - 12/28/19

BLOCKS

4 blocks: Olivier Sarr (4) vs. Auburn, 2/13/21

5 blocks: Isaiah Jackson (7) vs. Alabama, 1/12/21

6 blocks: Isaiah Jackson (7) vs. Alabama, 1/12/21

7 blocks: Isaiah Jackson (7) vs. Alabama, 1/12/21

8 blocks: Isaiah Jackson (8) vs. Kansas, 12/1/20

9 blocks: Willie Cauley-Stein (9) vs. Boise State, 12/10/13

10 blocks: Nerlens Noel (12) at Ole Miss, 1/29/13

11 blocks: Nerlens Noel (12) at Ole Miss, 1/29/13

12 blocks: Nerlens Noel (12) at Ole Miss, 1/29/13

13 blocks: Never

STEALS

4 steals: Brandon Boston Jr. (4) vs. Auburn, 2/13/21

5 steals: Ashton Hagans (5) vs. Texas A&M, 1/8/19

6 steals: Ashton Hagans (8) vs. North Carolina, 12/22/18

7 steals: Ashton Hagans (8) vs. North Carolina, 12/22/18

8 steals: Ashton Hagans (8) vs. North Carolina, 12/22/18

9 steals: Never

3+ steals in five consecutive games: Ashton Hagans (7) 12/22/18 - 1/19/19

3+ steals in 10 consecutive games: Never

MINUTES

Played every minute: Immanuel Quickley (40) at Arkansas, 1/18/20

Played 40+ minutes: Devin Askew (43), Davion Mintz (41) at Mississippi State, 1/2/21

Played more than 50 minutes: Patrick Patterson (50) vs. Vanderbilt, 1/12/08

FOULS

Fouled out: Isaiah Jackson and Keion Brooks Jr. vs. Arkansas, 2/9/21

Two players fouled out: Isaiah Jackson and Keion Brooks Jr. vs. Arkansas, 2/9/21

Three players fouled out: Terrence Clarke, Isaiah Jackson, Olivier Sarr, Lance Ware vs. North Carolina, 12/19/20

Four players fouled out: Terrence Clarke, Isaiah Jackson, Olivier Sarr, Lance Ware vs. North Carolina, 12/19/20

Technical foul: John Calipari, vs. Auburn 2/13/21

TEAM

WINS/LOSSES

Won 10 straight games: 10, 1/8/19 - 2/9/19

Won 20 straight games: 38, 11/14/14 - 3/28/15

Won 30 straight games: 38, 11/14/14 - 3/28/15

Won 40 straight games: Never

Lost consecutive games: 4, 1/26/21 - 2/9/21

Lost three straight games: 4, 1/26/21 - 2/9/21

Lost four straight games: 4, 1/26/21 - 2/9/21

Lost five straight games: 6, 11/29/20 - 12/26/20

Lost six straight games: 6, 11/29/20 - 12/26/20

Lost 10 straight games: Never

STARTS

Started four freshmen: Devin Askew, Brandon Boston Jr., Terrence Clarke, Isaiah Jackson vs. Georgia Tech, 12/6/20

Started five freshmen: Hamidou Diallo, Shai Gilgeous-Alexander, Kevin Knox, Nick Richards, PJ Washington vs. Kansas State, 3/22/18

SCORING

Scored 90 or more points: 91 vs. Eastern Kentucky, 11/8/19 (W, 91-49)

Scored 90 or more points (SEC game): 96 vs. Ole Miss, 2/28/18 (W, 96-78)

Scored 100 or more points: 107 vs. UIC, 11/26/17 (W, 107-73)

Scored 100 or more points (SEC game): 100 vs. Texas A&M, 1/3/17 (W, 100-58)

Scored 110 or more points: 115 vs. Arizona State, 11/28/16 (W, 115-69)

Scored 110 or more points (SEC game): 110 vs. Auburn, 2/21/15 (W, 110-75)

Scored 120 or more points: 120 vs. Vanderbilt, 2/7/96 (W, 120-81)

Scored 120 or more points (SEC game): 120 vs. Vanderbilt, 2/7/96 (W, 120-81)

Scored 130 or more points: 143 vs. Georgia, 2/27/56 (W, 143-66)

Scored 140 or more points: 143 vs. Georgia, 2/27/56 (W, 143-66)

Scored 150 or more points: Never

Scored less than 50 points: 48 vs. Vanderbilt, 3/15/13 (L, 64-48)

Scored 100 points in two consecutive games: vs. Cleveland State (11/23/16), vs. UT Martin (11/25/16), vs. Arizona State (11/28/16)

Scored 100 Points in three consecutive games: vs. Cleveland State (11/23/16), vs. UT Martin (11/25/16), vs. Arizona State (11/28/16)

Scored 100 points in consecutive SEC games: 2/27/56-3/3/56

SHOOTING PERCENTAGES

Shot 70% from the field: .722 vs. Mississippi State, 2/15/86

Shot 65% from the field: .667 vs. UIC, 11/26/17

Shot 30% or less from the field: .281 at Texas A&M (1/10/15)

Allowed 50% shooting: .517 vs. Georgia Tech, 12/6/20

Allowed 60% shooting: .640 by Florida, 3/4/07

Allowed 30% or less shooting: .299 by Kansas, 12/1/20 (20-67)

Allowed 20% or less shooting: .197 by Montana State, 11/23/14 (12-61)

FREE THROWS

Shot 90% or better from FT line: 12-13 (.923) at Florida, 1/9/21

Shot 100% from FT Line: 10-10 vs. Florida, 2/22/20

Shot 50% or less from FT line: .500 (10-20) at Georgia, 1/7/20

Attempted 40 FT: vs. Tennessee State (41), 11/23/18

Attempted five or less FT: vs. South Carolina (4) 1/21/06

Made 30 FT: 31 vs. Mississippi State, 2/4/30 (31-36)

3-POINTERS

Hit 0 3-pointers: 0 vs. Richmond, 11/29/20 (0-10)

Hit 10 3-pointers: 11 vs. Auburn, 2/13/21 (11-24)

Hit 11 3-pointers: 11 vs. Auburn, 2/13/21 (11-24)

Hit 12 3-pointers: 14 vs. Arkansas, 2/9/21 (14-26)

Hit 13 3-pointers: 14 vs. Arkansas, 2/9/21 (14-26)

Hit 14 3-pointers: 14 vs. Arkansas, 2/9/21 (14-26)

Hit 15 3-pointers: 15 vs. Georgia, 3/1/12 (15-27)

Hit 16 3-pointers: 16 vs. UNC-Asheville, 12/23/96 (16-33)

Hit 17 3-pointers: 20 vs. LSU, 3/4/95 (20-35)

Hit 18 3-pointers: 20 vs. LSU, 3/4/95 (20-35)

Hit 19 3-pointers: 20 vs. LSU, 3/4/95 (20-35)

Hit 20 3-pointers: 20 vs. LSU, 3/4/95 (20-35)

Hit 21 3-pointers: 21 vs. North Carolina, 12/27/89 (21-48)

Hit 22 3-pointers: Never

SCORING MARGINS

Won game by 50 points or more: 58 vs. Montana State (W, 86-28) 11/23/14

Won game by 60 points or more: 62 vs. Vanderbilt (W, 106-44) 3/5/03

Won game by 70 points or more: 74 vs. Tennessee-Martin (W, 124-50) 11/26/94

Lost game by 20 points or more: 20 vs. Alabama (L, 85-65) 1/12/21

Lost game by 30 points or more: 34 vs. Duke (L, 118-84) 11/6/18

Lost game by 40 points or more: 41 at Vanderbilt (L, 93-52) 2/12/08

Lost game by 50 points or more: 55 at Kansas (L, 150-95)

12/9/89

Lost game by 60 points or more: 70 vs. Central (L, 87-17) 1/28/1910

Lost game by 70 points or more: 70 vs. Central (L, 87-17) 1/28/1910

Game decided by one point: vs. Arkansas, 2/9/21 (L, 81-80)

Game decided by two points: Auburn, 2/13/21 (W, 82-80)

Game decided by three points: vs. Vanderbilt, 1/5/21 (W, 77-74)

Two consecutive games decided by one point: vs. North Carolina (W, 73-72) 12/3/11 and at Indiana (L, 73-72) 12/10/11

Three consecutive games decided by one point: Never

Two consecutive games decided by two points or fewer: Arkansas (L, 81-80) 2/9/13 and Auburn (W, 82-80) 2/13/21

Came back from 10-point deficit for win: W, 71-70 at Florida (3/7/20); Trailed by 18 at 59-41 (11:48 in 2nd)

Came back from 11-point deficit for win: W, 71-70 at Florida (3/7/20); Trailed by 18 at 59-41 (11:48 in 2nd)

Came back from 12-point deficit for win: W, 71-70 at Florida (3/7/20); Trailed by 18 at 59-41 (11:48 in 2nd)

Came back from 13-point deficit for win: W, 71-70 at Florida (3/7/20); Trailed by 18 at 59-41 (11:48 in 2nd)

Came back from 14-point deficit for win: W, 71-70 at Florida (3/7/20); Trailed by 18 at 59-41 (11:48 in 2nd)

Came back from 15-point deficit for win: W, 71-70 at Florida (3/7/20); Trailed by 18 at 59-41 (11:48 in 2nd)

Came back from 16-point deficit for win: W, 71-70 at Florida (3/7/20); Trailed by 18 at 59-41 (11:48 in 2nd)

Came back from 17-point deficit for win: W, 71-70 at Florida (3/7/20); Trailed by 18 at 59-41 (11:48 in 2nd)

Came back from 18-point deficit for win: W, 71-70 at Florida (3/7/20); Trailed by 18 at 59-41 (11:48 in 2nd)

Came back from 19-point deficit for win: W, 73-67 vs. Vanderbilt (2/28/17); Trailed by 19 at 25-6 (8:03 in 1st)

Came back from 20-point deficit for win: W, 82-79 at Vanderbilt (2/22/97); Trailed by 22 at 40-18 (3:51 in 1st)

Came back from 30-point deficit for win: W, 99-95 at LSU (2/15/94); Trailed by 31 at 68-37 (15:34 in 2nd)

Came back from 31-point deficit for win: W, 99-95 at LSU (2/15/94); Trailed by 31 at 68-37 (15:34 in 2nd)

REBOUNDS

Pulled down 50 rebounds: 54 (21-33) vs. Richmond, 11/29/20

Pulled down 55 rebounds: 59 (20-39) vs. Arizona State, 11/28/16

Pulled down 60 rebounds: 62 (19-43) vs. Morehead State, 12/16/96

OVERTIME GAMES

Played an overtime game: at Mississippi State, 1/2/21 (W, 78-73 2OT)

Won an overtime game: at Mississippi State, 1/2/21 (W, 78-73 2OT)

Lost an overtime game: vs. Auburn, 3/31/19 (L, 77-71 OT)

Played an SEC overtime game: at Mississippi State, 1/2/21 (W, 78-73 2OT)

Won an SEC overtime game: at Mississippi State, 1/2/21 (W, 78-73 2OT)

Lost an SEC overtime game: at Texas A&M, 2/20/16 (L, 79-77 OT)

Played an overtime game in SEC Tournament: vs. Texas A&M, 3/13/16 (W, 82-77 OT)

Won an overtime game in SEC Tournament: vs. Texas A&M, 3/13/16 (W, 82-77 OT)

Played an overtime game in NCAA Tournament: vs. Auburn, 3/31/19 (L, 77-71 OT)

Won an overtime game in NCAA Tournament: vs. St. Bonaventure, 3/16/00 (W, 85-80 2OT)

Lost an overtime game in NCAA Tournament: vs. Auburn, 3/31/19 (L, 77-71 OT)

Played two overtimes: at Mississippi State, 1/2/21 (W, 78-73 2OT)

Played three overtimes: vs. Temple 12/7/57 (W, 85-83)

Played four overtimes: Never played four overtime game

Played consecutive games that went to overtime: 1/6/15 vs. Ole Miss (W, 89-86) and 1/10/15 at Texas A&M (70-64)



THE LAST TIME A UK OPPONENT ...

INDIVIDUALS

SCORING

Scored 25 points: Keon Johnson (27), Tennessee, 2/6/21
Scored 30 points: Bubba Parham (35), VMI, 11/21/18
Scored 35 points: Bubba Parham (35), VMI, 11/21/18
Scored 40 points: Elston Turner (40), Texas A&M, 1/12/13
Scored 45 points: David Robinson (45), Navy, 1/25/87
Scored 50 points: Austin Carr (50), Notre Dame, 12/29/79
Scored 60 points: Pete Maravich (64), LSU, 2/21/70
Scored 65 points: Never
Two players had 20 points: JT Thor (24), Allen Flanigan (23), Auburn, 2/13/21
Three players had 20 points: R.J. Barrett, Zion Williamson, Cam Reddish, Duke, 11/6/18
Two players had 30 points: Ronnie Henderson (36) and Clarence Ceasar (32), LSU, 2/15/94
Five players scored in double figures: Georgia Tech, 12/6/20

FIELD GOALS

Made 15 FG in a game: David Robinson (17), Navy, 1/25/87
Made 16 FG in a game: David Robinson (17), Navy, 1/25/87
Made 17 FG in a game: David Robinson (17), Navy, 1/25/87
Made 18 FG in a game: Steve Downing (19), Indiana, 12/11/71
Made 19 FG in a game: Steve Downing (19), Indiana, 12/11/71
Made 20 FG in a game: Johnny Neumann (20), Ole Miss, 1/2/71
Made 21 FG in a game: Austin Carr (21), Notre Dame, 12/29/70
Made 22 FG in a game: Austin Carr (22), Notre Dame, 3/12/70
Made 23 FG in a game: Pete Maravich (23), LSU, 2/21/70
Made 24 FG in a game: Never
Attempted 17 FG in a game: Sharife Cooper, Auburn (23), 2/13/21
Attempted 18 FG in a game: Sharife Cooper, Auburn (23), 2/13/21
Attempted 19 FG in a game: Sharife Cooper, Auburn (23), 2/13/21
Attempted 20 FG in a game: Sharife Cooper, Auburn (23), 2/13/21
Attempted 25 FG in a game: R.J. Barrett (26), Duke, 11/6/18
Attempted 30 FG in a game: Freeman Williams (40), Portland State, 12/16/17
Attempted 35 FG in a game: Freeman Williams (40), Portland State, 12/16/17
Attempted 40 FG in a game: Freeman Williams (40), Portland State, 12/16/17
Attempted 45 FG in a game: Johnny Neumann (50), Ole Miss, 1/2/71
Attempted 50 FG in a game: Johnny Neumann (50), Ole Miss, 1/2/71
Attempted 53 FG in a game: Pete Maravich (53), LSU, 2/22/69
Attempted 54 FG in a game: Never

3-POINTERS

Made 5 3-pointers in a game: JT Thor (5), Auburn, 2/13/21
Made 6 3-pointers in a game: Armoni Brooks (6), Houston, 3/29/19
Made 7 3-pointers in a game: Bubba Parham (10), VMI, 11/18/18
Made 8 3-pointers in a game: Bubba Parham (10), VMI, 11/18/18
Made 9 3-pointers in a game: Bubba Parham (10), VMI, 11/18/18
Made 10 3-pointers in a game: Bubba Parham (10), VMI, 11/18/18
Made 11 3-pointers in a game: Corey Allmond (11), Sam Houston State, 11/19/2009
Made 12 3-pointers in a game: Never
Attempted 10 3-pointers in a game: Blake Francis (10), Richmond, 11/29/20
Attempted 15 3-pointers in a game: Bubba Parham (16), VMI, 11/18/18
Attempted 16 3-pointers in a game: Bubba Parham (16), VMI, 11/18/18
Attempted 17 3-pointers in a game: Chris Jackson (17), LSU, 2/15/90
Attempted 18 3-pointers in a game: Jeff Boschee (18), Kansas, 3/14/99
Attempted 19 3-pointers in a game: Never

FREE THROWS

Made 10 FT in a game: Dru Smith (12), Missouri, 2/3/21
Made 11 FT in a game: Dru Smith (12), Missouri, 2/3/21
Made 12 FT in a game: Dru Smith (12), Missouri, 2/3/21
Made 13 FT in a game: Samir Doughty (14), Auburn, 2/1/20
Made 14 FT in a game: Samir Doughty (14), Auburn, 2/1/20
Made 15 FT in a game: Brenton Williams (15), South Carolina,

3/1/14
Made 16 FT in a game: Dan Cross (16), Florida, 2/18/95
Made 17 FT in a game: John Mengelt (17), Auburn, 3/2/70
Made 18 FT in a game: Pete Maravich (18), LSU, 2/21/70
Made 19 FT in a game: Never
Attempted 15 FT in a game: Samir Doughty (15), Auburn, 2/1/20
Attempted 20 FT in a game: Harding McCaleb (25), Louisville, 2/22/16
Attempted 25 FT in a game: Harding McCaleb (25), Louisville, 2/22/16
Attempted 26 FT in a game: Never

REBOUNDS

15 Rebs: Detric Lawson (15), Kansas, 1/26/19
16 Rebs: Kennedy Meeks (17), North Carolina, 3/26/17
17 Rebs: Kennedy Meeks (17), North Carolina, 3/26/17
18 Rebs: Sean May (19), North Carolina, 12/4/04
19 Rebs: Sean May (19), North Carolina, 12/4/04
20 Rebs: Andrew DeClercq (20), Florida, 1/18/94
25 Rebs: Leon Douglas (25), Alabama, 1/20/75
30 Rebs: Kenneth Stanley (30), USC, 12/4/61
31 Rebs: Never
Two players had 10 rebounds: Christian Braun (13) and Jalen Wilson (10), Kansas, 12/1/20
Three players had 10 rebounds: Craig Victor II (12), Tim Quarterman (10), Ben Simmons (10), LSU, 1/5/16

ASSISTS

10 assists: Tony Trocha-Morelos (10), Texas A&M, 3/4/17
11 assists: Dwyane Wade (11), Marquette, 3/29/03
12 assists: Edgar Padilla (12), UMass, 3/30/96
13 assists: Billy McCaffrey (14), Vanderbilt, 1/13/93
14 assists: Billy McCaffrey (14), Vanderbilt, 1/13/93
15 assists: Eric Richardson (15), Alabama, 2/4/84
16 assists: Never

BLOCKS

5 blocks: Dylan Disu (5), Vanderbilt, 1/29/20
6 blocks: Sagaba Konate (7), West Virginia, 1/27/18
7 blocks: Sagaba Konate (7), West Virginia, 1/27/18
8 blocks: Jarvis Varnado (10), Mississippi State, 1/15/08
9 blocks: Jarvis Varnado (10), Mississippi State, 1/15/08
10 blocks: Jarvis Varnado (10), Mississippi State, 1/15/08
11 blocks: Samaki Walker (11), Louisville, 1/1/95
12 blocks: Never

STEALS

5 steals: Justin Kier (5), Georgia, 1/20/21
6 steals: Ben Simmons (7), LSU, 3/5/16
7 steals: Ben Simmons (7), LSU, 3/5/16
8 steals: Never

TEAM

SCORING

Scored 90 or more points: 118, Duke, 11/6/18 (L, 118-84)
Scored 90 or more points (SEC game): 90, Georgia, 3/4/09 (L, 90-85)
Scored 100 or more points: 118, Duke, 11/6/18 (L, 118-84)
Scored 100 or more points (SEC game): 101, Arkansas, 2/10/93 (L, 101-94)
Scored 110 or more points: 118, Duke, 11/6/18 (L, 118-84)
Scored 110 or more points (SEC game): 110, Vanderbilt, 3/4/67 (L, 110-94)
Scored 120 or more points: 121, North Carolina, 12/27/89 (L, 121-110)
Scored 120 or more points (SEC game): Never
Scored 130 or more points: 150, Kansas, 12/9/89 (L, 150-95)
Scored 140 or more points: 150, Kansas, 12/9/89 (L, 150-95)
Scored 150 or more points: 150, Kansas, 12/9/89 (L, 150-95)
Scored 160 or more points: Never
Scored less than 50 points: 45, Morehead State, 11/25/20 (W, 81-45)
Scored less than 50 points (SEC game): 48, South Carolina, 2/5/19 (W, 76-48)
Scored less than 40 points: 39, West Virginia, 3/26/15 (W, 78-39)
Scored less than 40 points (SEC game): 37, Missouri, 1/13/15 (W, 86-37)
Scored less than 30 points: 28, Montana State, 11/23/14 (W, 86-28)
Scored less than 30 points (SEC game): 26, Georgia Tech, 1/28/46 (W, 86-37)
Scored less than 20 points: 18, Western Ontario, 12/10/49 (W, 90-21)
Scored less than 20 points (SEC game): 18, Alabama, 2/10/40

(W, 46-18)

Scored less than 10 points: 9, Tulane, 12/21/34 (W, 39-9)
Scored less than 10 points (SEC game): Never
Scored less than 5 points: Never

SHOOTING PERCENTAGES

Shot 70% from the field: Never
Shot 60% from the field: .640, Florida, 3/4/07
Shot 50% from the field: .517, Georgia Tech, 12/6/20
Shot 30% or less from the field: .299, Kansas, 12/1/20 (20-67)
Shot 20% or less from the field: .197, Montana State, 11/23/14 (12-61)
Shot 10% or less from the field: Never (shooting percentages not recorded prior to 1947)

3-Pointers

Made 10 or more 3-pointer: 11, Auburn, 2/13/21
Made 15 or more 3-pointers: 19, VMI, 11/18/18
Made 20 or more 3-pointers: Never
Made zero 3-pointers: 0, Auburn, 1/19/13 (0-15)
Attempted 30 or more 3-pointers: 30, Auburn, 2/13/21

FREE THROWS

Shot 90% or better from FT line: 90.0 (9-10), Auburn, 2/13/21
Shot 100% from FT Line: 5-5, VMI, 11/18/18
Shot 50% or less from FT line: .500 (8-16), Morehead State, 11/25/20
Attempted 40 FT: 44, Auburn, 2/1/20 (33-44)
Attempted five or less FT: 5, UAB, 11/29/19 (2-5)
Made 30 FT: 33, Auburn, 2/1/20 (33-44)

REBOUNDS

Pulled down 50 rebounds: 54 (17-37), Florida, 2/4/17
Pulled down 20 offensive rebounds: 23, LSU, 2/18/20



RUPP ARENA AT CENTRAL BANK CENTER

Year-by-Year Records

Season	W-L	Percentage
2020-21	4-5	.444
2019-20	16-2	.889
2018-19	17-1	.944
2017-18	16-2	.889
2016-17	15-2	.882
2015-16	17-0	1.000
2014-15	19-0	1.000
2013-14	16-2	.889
2012-13	16-2	.889
2011-12	18-0	1.000
2010-11	15-0	1.000
2009-10	18-0	1.000
2008-09	12-6	.667
2007-08	14-4	.778
2006-07	14-2	.875
2005-06	10-5	.667
2004-05	14-1	.933
2003-04	11-2	.846
2002-03	12-1	.923
2001-02	12-3	.800
2000-01	11-1	.917
1999-2000	14-0	1.000
1998-99	12-1	.923
1997-98	9-3	.750
1996-97	12-1	.923
1995-96	13-0	1.000
1994-95	12-1	.923
1993-94	13-1	.929
1992-93	16-0	1.000
1991-92	15-2	.882
1990-91	13-0	1.000
1989-90	13-2	.867
1988-89	8-6	.571
1987-88	14-2	.875
1986-87	13-2	.867
1985-86	18-0	1.000
1984-85	11-3	.786
1983-84	16-0	1.000
1982-83	14-1	.933
1981-82	15-1	.938
1980-81	15-0	1.000
1979-80	12-3	.800
1978-79	11-4	.733
1977-78	16-0	1.000
1976-77	12-2	.857
Total	614-76	.890

Year Opened:	1976
First Game:	Nov. 27, 1976
All-Time Record:	614-76 (89.0%)
Record Under Calipari:	187-16 (92.1%)
Capacity:	20,500
Record Crowd:	24,479 (1/20/10)
Longest Win Streak:	54 (11/9/10-12/1/12)
Current Win Streak:	1

Cats Rock at Rupp

The Wildcats are 614-76 (89.0%) in Rupp Arena. Among the most notable marks of dominance as the nation's toughest venue to play include:

- School record 54-game winning streak to begin the John Calipari era
- Kentucky is 332-45 (88.1%) in regular-season SEC games in Rupp
- The Wildcats set a program home record of 19 wins in 2014-15
- UK has gone undefeated at home in five of Calipari's 12 seasons
- Kentucky has a perfect mark in 13 of Rupp Arena's 45 seasons

600 Wins at Rupp in Record Time

With a victory over Fairleigh Dickinson on Dec. 7, 2019, Kentucky reached the 600-win mark at Rupp Arena faster than any other program in NCAA Division I level history. UK needed just 670 games to reach win No. 600 in Rupp Arena.

It took UCLA, which previously owned the fastest pace to 600 wins, 689 games in Pauley Pavilion. Only one other team, Kansas, achieved win No. 600 in fewer than 700 games at its home venue. The Jayhawks reached the significant win in their 699th game.

Cal Owns Longest Win Streaks in Rupp

With UK's 2011-12 season-opening victory over Marist, UK head coach John Calipari recorded his 34th consecutive win in Rupp Arena as UK's head coach. It broke former UK head coach Rick Pitino's longest streak of 33 games in the venue.

The winning streak reached as long as 54 games. Calipari didn't suffer his first loss in Rupp Arena until losing to Baylor in his fourth season. The 54-game run, however, was his longest career home winning streak. He also had the second-longest streak in the arena as the Cats won 42 straight from March 4, 2014 to Nov. 25, 2016.

New Chairbacks, Fewer Seats

After receiving a \$16 million upgrade over the 2014-15 and 2015-16 seasons that enhanced the fan experience with the likes of a new Daktronics center-hung scoreboard, ribbons boards, new corner video boards and a new audio system, Rupp Arena is undergoing an additional transformation as a part of UK's new leasing agreement with the Lexington Center.

Chair-back seating in the upper-level sideline was installed in sections 211-217 and 228-234 for the 2019-20 season. Club areas will be available to season ticket holders starting with the 2020-21 season.

The new seating reduced Rupp Arena's capacity to 20,500.

Pack the House

Until reducing capacity for the 2019-20 season, Kentucky had led the nation in average home attendance in 20 of 24 seasons. That number included a Rupp Arena record of 24,110 in John Calipari's first season (2009-10) as head coach.

Kentucky averaged 20,160 fans during the 2019-20 season, the first season with a reduced capacity at 20,500. UK averaged 23,000-plus fans in seven of Calipari's first 10 seasons.

After receiving guidelines from state health officials, attendance for this season at Rupp Arena due to the COVID-19 pandemic will be up to 15% of normal arena capacity (3,075), which includes participants, essential personnel, media and a limited number of spectators.

The Top-Ranked Team at Home

Kentucky has lost just four times at home as the Associated Press top-ranked team in the history of the program and just three times in Rupp Arena. Prior to the losses to Evansville (Nov. 12) and UCLA (Dec. 3, 2016), both by three, the other two losses came by just one point.

The Wildcats are 54-3 all-time as the AP No. 1 team in Rupp Arena since its opening in 1976. The first loss was to Auburn, 53-52, on Jan. 9, 1988.

Coach Cal in Rupp Arena

It's been downright difficult to beat Kentucky in Rupp Arena during the John Calipari era. UK is 187-16 (92.1%) in Rupp Arena under Calipari.

- Kentucky is 22-6 (.786) vs. Associated Press Top 25 opponents in Rupp in the Calipari era
- UK is 165-10 (.943) vs. unranked teams in Rupp under Calipari
- The Wildcats are 95-6 (.941) at home vs. nonconference foes under Calipari
- Calipari notched his 100th career win in Rupp Arena as Kentucky's coach with the Wildcats' 110-75 rout of Auburn on Feb. 21, 2014. It took Calipari 104 games to reach the century mark, the fastest of any UK coach

Cal Passes Hall for Rupp Record

With a 101-70 victory over Cleveland State on Nov. 23, 2016, John Calipari passed former UK head coach Joe B. Hall for wins in Rupp Arena. Calipari currently has 187 wins inside the historic venue. Hall won 122.

2020-21 Opponent Breakdown

Morehead State (Nov. 25)

All-time games in Rupp Arena: 9

UK record in Rupp vs. MSU: 9-0

Last time in Rupp Arena: UK, 81-45 (11/25/20)

Richmond (Nov. 29)

All-time games in Rupp Arena: 1

UK record in Rupp vs. UR: 0-1

Last time in Rupp Arena: UR, 76-64

Notre Dame (Dec. 12)

All-time games in Rupp Arena: 6

UK record in Rupp vs. ND: 5-1

Last time in Rupp Arena: ND, 64-63 (12/12/20)

Vanderbilt (Jan. 5)

All-time games in Rupp Arena: 43

UK record in Rupp vs. VU: 41-2

Last time in Rupp Arena: UK, 77-74 (1/5/21)

Alabama (Jan. 12)

All-time games in Rupp Arena: 33

UK record in Rupp vs. UA: 27-6

Last time in Rupp Arena: UA, 85-65 (1/12/21)

LSU (Jan. 23)

All-time games in Rupp Arena: 33

UK record in Rupp vs. LSU: 27-6

Last time in Rupp Arena: UK, 82-69 (1/23/21)

Tennessee (Feb. 6)

All-time games in Rupp Arena: 45

UK record in Rupp vs. UT: 38-7

Last time in Rupp Arena: UT, 82-71 (2/6/21)

Arkansas (Feb. 9)

All-time games in Rupp Arena: 17

UK record in Rupp vs. UA: 13-4

Last time in Rupp Arena: UA, 81-80 (2/9/21)

Auburn (Feb. 13)

All-time games in Rupp Arena: 32

UK record in Rupp vs. AU: 30-2

Last time in Rupp Arena: UK, 82-80 (2/13/21)

Texas A&M (Feb. 23)

All-time games in Rupp Arena: Six

UK record in Rupp vs. TAMU: 4-2

Last time in Rupp Arena: UK, 85-74 (1/8/19)

Florida (Feb. 27)

All-time games in Rupp Arena: 44

UK record in Rupp vs. UF: 36-8

Last time in Rupp Arena: UK, 65-59 (2/22/20)



COACH CALIPARI

UK vs. AP Ranked Foes Under Cal

Record: 63-38 (.624)

vs. No. 11 Tennessee	Feb. 6, 2021	L, 82-71
at No. 18 Missouri	Feb. 3, 2021	L, 75-70
at No. 9 Alabama	Jan. 26, 2021	L, 70-59
vs. No. 22 North Carolina (Cleveland)	Dec. 19, 2020	L, 75-63
vs. No. 7 Kansas (Indianapolis)	Dec. 1, 2020	L, 65-62
vs. No. 15 Auburn	Feb. 29, 2020	W, 73-66
at No. 17 Auburn	Feb. 1, 2020	L, 75-66
at No. 18 Texas Tech	Jan. 25, 2020	W, 78-76 ^{OT}
vs. No. 3 Louisville	Dec. 28, 2019	W, 78-70 ^{OT}
vs. No. 5 Ohio State (Las Vegas)	Dec. 21, 2019	L, 71-65
vs. No. 1 Michigan State (New York)	Nov. 5, 2019	W, 69-62
vs. No. 14 Auburn (NCAAT)	March 31, 2019	L, 77-71 ^{OT}
vs. No. 11 Houston (NCAAT)	March 29, 2019	W, 62-58
vs. No. 19 Wofford (NCAAT)	March 23, 2019	W, 62-56
vs. No. 8 Tennessee (SECT)	March 16, 2019	L, 82-78
at No. 7 Tennessee	March 2, 2019	L, 71-52
vs. No. 11 Tennessee	Feb. 16, 2019	W, 86-69
vs. No. 19 LSU	Feb. 13, 2019	L, 73-71
vs. No. 9 Kansas	Jan. 26, 2019	W, 71-63
vs. No. 22 Mississippi State	Jan. 22, 2019	W, 76-55
at No. 14 Auburn	Jan. 19, 2019	W, 82-80
vs. No. 9 North Carolina (Chicago)	Dec. 22, 2018	W, 80-72
vs. No. 4 Duke (Indianapolis)	Nov. 6, 2018	L, 118-84
vs. No. 13 Tennessee (SECT)	March 11, 2018	W, 77-72
at No. 10 Auburn	Feb. 14, 2018	L, 76-66
vs. No. 15 Tennessee	Feb. 6, 2018	L, 61-59
at No. 7 West Virginia	Jan. 27, 2018	W, 83-76
at No. 23 Tennessee	Jan. 6, 2018	L, 76-65
vs. No. 4 Kansas (Chicago)	Nov. 14, 2017	L, 65-61
vs. No. 6 North Carolina (NCAAT)	March 26, 2017	L, 75-73
vs. No. 8 UCLA (NCAA)	March 24, 2017	W, 86-75
vs. No. 19 Wichita State (NCAAT)	March 19, 2017	W, 65-62
vs. No. 13 Florida	Feb. 25, 2017	W, 76-66
at No. 24 Florida	Feb. 4, 2017	L, 88-66
vs. No. 2 Kansas	Jan. 28, 2017	L, 79-73
vs. No. 24 South Carolina	Jan. 21, 2017	W, 85-69
at No. 10 Louisville	Dec. 21, 2016	L, 73-70
vs. No. 7 North Carolina (Las Vegas)	Dec. 17, 2016	W, 103-100
vs. No. 11 UCLA	Dec. 3, 2016	L, 97-92
vs. No. 13 Michigan State (New York)	Nov. 15, 2016	W, 69-48
vs. No. 14 Indiana (NCAAT)	March 19, 2016	L, 73-67
vs. No. 17 Texas A&M (SECT)	March 13, 2016	W, 82-77
at No. 4 Kansas	Jan. 30, 2016	L, 90-84
vs. No. 16 Louisville	Dec. 27, 2015	W, 75-73
vs. No. 5 Duke (Chicago)	Nov. 17, 2015	W, 74-63
vs. No. 3 Wisconsin (NCAAT)	April 4, 2015	L, 71-64
vs. No. 8 Notre Dame (NCAAT)	March 28, 2015	W, 68-66
vs. No. 20 West Virginia (NCAAT)	March 28, 2015	W, 68-39
vs. No. 21 Arkansas (SECT)	March 15, 2015	W, 78-63
vs. No. 18 Arkansas	Feb. 28, 2015	W, 84-67
at No. 4 Louisville	Dec. 27, 2014	W, 58-50
vs. No. 21 North Carolina	Dec. 13, 2014	W, 84-70
vs. No. 6 Texas	Dec. 5, 2014	W, 63-51
vs. No. 5 Kansas (Indianapolis)	Nov. 18, 2014	W, 72-40
vs. No. 18 UConn (NCAAT)	April 7, 2014	L, 60-54
vs. No. 12 Wisconsin (NCAAT)	April 5, 2014	W, 74-73
vs. No. 7 Michigan (NCAAT)	March 30, 2014	W, 75-72
vs. No. 5 Louisville (NCAAT)	March 28, 2014	W, 74-69
vs. No. 2 Wichita State (NCAAT)	March 23, 2014	W, 78-76
vs. No. 1 Florida (SECT)	March 16, 2014	L, 61-60
at No. 1 Florida	March 8, 2014	L, 84-65
vs. No. 3 Florida	Feb. 15, 2014	L, 69-59
vs. No. 4 Louisville	Dec. 28, 2013	W, 73-66
at No. 18 North Carolina	Dec. 14, 2013	L, 82-77
vs. No. 20 Baylor (Dallas)	Dec. 6, 2013	L, 67-62
vs. No. 2 Michigan St. (Chicago)	Nov. 12, 2013	L, 78-74
vs. No. 11 Florida	March 9, 2013	W, 61-57
at No. 7 Florida	Feb. 12, 2013	L, 69-52
at No. 16 Ole Miss	Jan. 29, 2013	W, 87-74
at No. 4 Louisville	Dec. 29, 2012	L, 80-77
vs. No. 9 Duke (Atlanta)	Nov. 13, 2012	L, 75-68
vs. No. 6 Kansas (NCAAT)	April 2, 2012	W, 67-59
vs. No. 17 Louisville (NCAAT)	March 31, 2012	W, 69-61
vs. No. 9 Baylor (NCAAT)	March 25, 2012	W, 82-70
vs. No. 16 Indiana (NCAAT)	March 23, 2012	W, 87-71
vs. No. 22 Florida (SECT)	March 10, 2012	W, 74-71
at No. 16 Florida	March 4, 2012	W, 74-59
vs. No. 8 Florida	Feb. 7, 2012	W, 78-58
vs. No. 4 Louisville	Dec. 31, 2011	W, 69-62
vs. No. 5 North Carolina	Dec. 3, 2011	W, 73-72
vs. No. 12 Kansas (New York)	Nov. 15, 2011	W, 75-65
vs. No. 9 UConn (NCAAT)	April 2, 2011	L, 56-55
vs. No. 7 North Carolina (NCAAT)	March 27, 2011	W, 76-69
vs. No. 1 Ohio State (NCAAT)	March 25, 2011	W, 62-60
vs. No. 22 West Virginia (NCAAT)	March 19, 2011	W, 71-63
vs. No. 12 Florida (SECT)	March 13, 2011	W, 70-54
vs. No. 21 Vanderbilt	March 1, 2011	W, 68-66
vs. No. 13 Florida	Feb. 26, 2011	W, 76-68
at No. 21 Vanderbilt	Feb. 12, 2011	L, 81-77
at No. 22 Louisville	Dec. 31, 2010	W, 78-63
vs. No. 23 Notre Dame (Louisville)	Dec. 8, 2010	W, 72-58
vs. No. 13 Washington (Maui)	Nov. 23, 2010	W, 74-67
vs. No. 6 West Virginia (NCAAT)	March 27, 2010	L, 73-66
vs. No. 15 Tennessee (SECT)	March 13, 2010	W, 74-45
at No. 19 Tennessee	Feb. 27, 2010	L, 74-65
at No. 17 Vanderbilt	Feb. 20, 2010	W, 58-56
vs. No. 12 Tennessee	Feb. 13, 2010	W, 73-62
vs. No. 25 Ole Miss	Feb. 2, 2010	W, 85-75
vs. No. 21 Vanderbilt	Jan. 30, 2010	W, 85-72
vs. No. 14 UConn (New York)	Dec. 9, 2009	W, 64-61
vs. No. 10 North Carolina	Dec. 5, 2009	W, 68-66

Calipari's Record at UK vs. AP Top 25 ...

vs. No. 1	3-2	vs. Top 25	63-38
vs. Top 3	5-6	Home	22-6
vs. Top 5	12-11	Away	8-15
vs. Top 10	25-22	Neutral	33-17
vs. Top 15	40-27	SEC Tourney	5-2
vs. Top 20	52-34	NCAA Tourney	17-7

Calipari Named 2020 SEC, USBWA District IV, NABC District 20 Coach of the Year

Unflinching to early growing pains when his team stumbled out of the gate and resolute in his belief in his players and the annual process of preparing young teams for March, John Calipari was recognized for another stellar coaching job in 2019-20 by winning Southeastern Conference Coach of the Year, U.S. Basketball Writers Association District IV Coach of the Year and National Association of Basketball Coaches District 20 Coach of the Year honors.

It was Calipari's fourth SEC Coach of the Year award at Kentucky and his 10th conference coach of the year honors in 28 seasons as a college head coach.

Calipari was also a semifinalist for the Naismith Coach of the Year for a second consecutive season. He is one of just two coaches to win the Naismith Coach of the Year three times (Duke's Mike Krzyzewski is the other).

Calipari guided the Wildcats to a 25-6 regular season in 2019-20 that included a 15-3 league record, an SEC regular-season championship, an 8-2 record on the road and a top-10 national ranking.

Calipari Ahead of the Pack at Kentucky

Through 11-plus seasons at Kentucky, John Calipari's time in Lexington has been every bit as successful -- and more -- as fans hoped it would when he agreed to become the head coach at Kentucky in the spring of 2009.

By just about every measure, he's the most successful coach in college basketball during the last decade. Among schools who have been to at least two Elite Eights and a Final Four since 2009-10, Calipari ranks (entering 2020-21):

- First in NCAA Tournament wins (31)
- First in Final Four appearances (four)
- First in Elite Eight appearances (seven)
- First in Sweet 16 appearances (eight)
- Second in league tournament titles (six)
- Third in wins (330)
- Third in regular-season conference titles (six)
- Fourth in NCAA titles (one)

Calipari Named Coach of the Decade

Underscored by more victories than any other coach or program in his first 10 seasons at the helm at Kentucky, more Final Four appearances, a record number of NBA Draft picks, and the 2012 national championship, John Calipari was named the College Basketball Coach of the Decade by Sporting News in January 2020.

In a piece penned by national writer Mike DeCourcy, Sporting News credited Calipari for changing the college basketball landscape. Detailing Calipari's success -- what DeCourcy described as a "college basketball revolution" -- DeCourcy wrote that "no one defined the 2010s in the same way as Calipari ... nor achieved the same degree of consistent success."

In an era where kids can enter the NBA Draft at 19 years old, Calipari masterfully balances the priority of players' long-term professional dreams with individual and team development, leading to on-court success that no other team has matched.

"I knew we were going to make the program -- and I said it at the press conference -- it was going to be a players-first program," Calipari told Sporting News. "We were going to make decisions based on them and their needs. And it's not just about the name on the front. It'll be about the name on the back. That's how we're going to do this."

First-Ballot Hall of Famer

Kentucky men's basketball coach John Calipari joined basketball's fraternity of legends in September 2015 after being elected to the Naismith Memorial Basketball Hall of Fame on the first ballot.

Calipari joined an elite group of basketball players and coaches in the Naismith Hall of Fame, considered to be one of the ultimate honors in the sport. The Class of 2015 included Calipari, Dick Bevetta, Wildcat Louie Dampier, Lindsay Gaze, Tom Heinsohn, John Isaacs, Spencer Haywood, Lisa Leslie, Dikembe Mutombo, George Raveling and JoJo White.

Moving Up the Kentucky Career Wins, Games Coached List

With an 80-53 victory vs. Auburn on Feb. 23, 2019, John Calipari moved past Joe B. Hall for the second-most wins in program history. Calipari trails only the legendary Adolph Rupp (876 wins) for the most wins at UK and earned win No. 300 at Ole Miss on March 5, 2019. When Calipari tied Hall with his 297th win at Missouri on Feb. 19, 2019, he did so 32 games faster than Hall and just two games slower than Rupp.

Although he's still climbing the charts, he's doing it nearly as fast as anyone else in NCAA history. With the aforementioned win over Ole Miss, Calipari became the fourth-fastest coach to 300 wins (369 games) at one program in NCAA history. Only Bill Self (358 games at Kansas), Claire Bee (359 games at Long Island) and Rupp (366 at UK) got there faster.

Calipari also passed Hall for the second-most coached games at UK. Hall's 13-year career with the Wildcats ended with his 397th game. Calipari and Kentucky's win over Mississippi State on Feb. 4, 2020, marked his 398th career game at the UK helm. Rupp is first in games coached with a 41-season tenure spanning 1,066 career games.

Calipari Coaches in 1,000th Career Game

The Jan. 2 game at Mississippi State marked the 1,000th career game coached for John Calipari. He was 777-223 (77.7%) after his 1,000th game with stops at Kentucky, Memphis and UMass. He's in his 12th season at Kentucky, the longest stop of what is now his 29th season as a college head coach.

Calipari remains the only coach in NCAA history with at least 189 victories at three different schools and is the second-winningest coach in school history. Only two Division I coaches posted more wins through their first 1,000 career games than Calipari.

Most Wins Through First 1,000 Games

Adolph Rupp - 824
Roy Williams - 790
John Calipari - 777
Dean Smith - 776

700 Victories and Counting

With Kentucky's win over UIC on Nov. 26, 2017, John Calipari reached 700 on-court wins. At the time he was one of just 41



COACH CALIPARI

UK vs. AP Ranked Foes Under Cal

Record as AP Top-Ranked Coach Since 2009-10

Coach	Schools	Records
1. John Calipari	Kentucky	69-8
2. Mike Krzyzewski	Duke	53-11
3. Bill Self	Kansas	46-9
4. Mark Few	Gonzaga	43-4
5. Jay Wright	Villanova	28-6
6. Jim Boeheim	Syracuse	15-4
7. Tom Crean	Indiana	14-3
8. Thad Matta	Ohio State	13-2
9. Sean Miller	Arizona	12-1
10. Tom Izzo	Michigan State	12-4

Record as AP Top-Ranked Coach Active

Coach	Schools	Records
1. Mike Krzyzewski	Duke	219-35
2. John Calipari	UK, Memphis, UMass	110-13
3. Roy Williams	UNC, Kansas	95-18
4. Bill Self	Kansas	48-10
5. Mark Few	Gonzaga	43-4
6. Bruce Weber	Illinois	30-2
7. Jay Wright	Villanova	28-6
8. Jim Boeheim	Syracuse	24-5
9. Bob Huggins	Cincinnati	20-4
10. Tom Izzo	Indiana	15-5

through games on Feb. 13

All-Time Calipari Draft Picks

Player (School)	Round	Year (Overall)
Bam Adebayo (UK)	First	2017 (14)
Eric Bledsoe (UK)	First	2010 (18)
Devin Booker (UK)	First	2015 (13)
Antonio Burks (MEM)	Second	2004 (36)
Marcus Camby (UMASS)	First	1996 (2)
Rodney Carney (MEM)	First	2006 (16)
DeMarcus Cousins (UK)	First	2010 (5)
Willie Cauley-Stein (UK)	First	2015 (6)
Anthony Davis (UK)	First	2012 (1)
Hamidou Diallo (UK)	Second	2018 (45)
Joey Dorsey (MEM)	Second	2008 (33)
C. Douglas-Roberts (MEM)	Second	2008 (40)
Robert Dozier (MEM)	Second	2009 (60)
Tyreke Evans (MEM)	First	2009 (4)
De'Aaron Fox (UK)	First	2017 (5)
S. Gilgeous-Alexander (UK)	First	2018 (11)
Archie Goodwin (UK)	First	2013 (29)
Josh Harrellson (UK)	Second	2011 (45)
Andrew Harrison (UK)	Second	2015 (44)
Tyler Herro (UK)	First	2019 (13)
Dakari Johnson (UK)	Second	2015 (48)
Keldon Johnson (UK)	First	2019 (29)
Terrence Jones (UK)	First	2012 (18)
Enes Kanter (UK)	First	2011 (3)
Michael Kidd-Gilchrist (UK)	First	2012 (2)
Brandon Knight (UK)	First	2011 (8)
Kevin Knox (UK)	First	2018 (9)
Skal Labissiere (UK)	First	2016 (28)
Doron Lamb (UK)	Second	2012 (42)
DeAndre Liggins (UK)	Second	2011 (53)
Trey Lyles (UK)	First	2015 (12)
Tyrese Maxey (UK)	First	2020 (21)
Darius Miller (UK)	Second	2012 (46)
Malik Monk (UK)	First	2017 (11)
Jamal Murray (UK)	First	2016 (7)
Nerlens Noel (UK)	First	2013 (6)
Daniel Orton (UK)	First	2010 (29)
Patrick Patterson (UK)	First	2010 (14)
Immanuel Quickley (UK)	First	2020 (25)
Julius Randle (UK)	First	2014 (7)
Nick Richards (UK)	Second	2020 (42)
Lou Roe (UMass)	Second	1995 (30)
Derrick Rose (MEM)	First	2008 (1)
Marquis Teague (UK)	First	2012 (29)
Karl-Anthony Towns (UK)	First	2015 (1)
Tyler Ulis (UK)	Second	2016 (34)
Jarrod Vanderbilt (UK)	Second	2018 (41)
Dajuan Wagner (MEM)	First	2002 (6)
John Wall (UK)	First	2010 (1)
PJ Washington (UK)	First	2019 (12)
Shawne Williams (MEM)	First	2006 (17)
James Young (UK)	First	2014 (17)

coaches, regardless of NCAA level of classification, to reach that barrier. Only 29 coaches have done it with at least 10 seasons at the Division I level.

Calipari became the fourth-fastest coach to 700 on-court wins ever. Only Adolph Rupp (836 games), Jerry Tarkanian (876 games) and Roy Williams (879 games) did it faster.

Calipari Unrivaled in Conference

John Calipari has won 16 league regular-season championships (including six Southeastern Conference titles) eight more than the next-closest coach in the SEC (Bruce Pearl has eight). Calipari has won six SEC Tournament championships at Kentucky and owns 15 conference tournament titles in his career, 11 more than his closest competitors (Ben Howland, Kermit Davis).

Calipari has tallied a 364-114 (76.2%) all-time record within conference play as a head coach and owns a 156-48 (76.5%) record since joining the SEC. In his first 11 seasons at UK, his 151 total conference wins were tied for the most among Division I coaches since 1996-97 over their first 11 seasons with a program, while his winning percentage ranked third. Only Adolph Rupp (84.7%) had a better winning percentage through his first 11 seasons in league play in Kentucky's history.

Although he's been publicly outspoken against conference tournaments -- only because he doesn't favor playing three or more games on consecutive days to win the tournament -- his teams have gotten up for them. Calipari's teams at UMass, Memphis and Kentucky have been to 19 conference championship games in his career, winning a remarkable 15 of them. Calipari is 57-12 (.826) all-time in conference tournaments, including 23-4 (.852) at UK. Calipari ranks fourth in SEC Tournament wins.

Calipari in Elite Company with Conference Championships

Kentucky men's basketball coach John Calipari added another first to his Hall of Fame career in 2017.

When Kentucky clinched at least a share of the 2017 Southeastern Conference championship by beating Vanderbilt on Feb. 28, 2017, he became the first NCAA Division I coach to lead three different programs (UMass, Memphis, Kentucky) to five on-court regular-season league titles five different times. He won the Atlantic 10 at the helm of UMass in 1992, '93, '94, '95 and '96, Memphis claimed the Conference USA crown in 2004, '06, '07, '08 and '09, and Kentucky has captured the SEC six times in 2010, '12, '15, '16, '17 and '20.

Perhaps more impressive is that Calipari has 31 combined regular-season and tournament championships after clinching the SEC regular-season crown in 2020. That trails only Mark Few of Gonzaga (36 titles) among all active coaches. All-time, Calipari trails only the great Adolph Rupp (41) and Few.

UK Collegiate Awards Under Calipari

All-America Honors (NCAA Recognized)	All-SEC	De'Aaron Fox
DeMarcus Cousins (2010)	DeMarcus Cousins (2010)	Bam Adebayo
AP (1), NABC (2), USBWA (2), SN (2)	1st (Coaches/AP)	Kevin Knox
John Wall (2010)	Patrick Patterson (2010)	Shai Gilgeous-Alexander
AP (1), NABC (2), USBWA (2), SN (2)	1st (Coaches/AP)	Tyler Herro
John Wall (2010)	John Wall (2010)	Keldon Johnson
AP (1), NABC (2), USBWA (2), SN (2)	1st (Coaches/AP)	Tyrese Maxey
Anthony Davis (2012)	Terrence Jones (2011)	
AP (1), NABC (2), USBWA (2), SN (2)	1st (Coaches/AP)	
Anthony Davis (2012)	Brandon Knight (2011)	
AP (1), NABC (2), USBWA (2), SN (2)	1st (Coaches/AP)	
Michael Kidd-Gilchrist (2012)	Anthony Davis (2012)	
AP (3), NABC (2), USBWA (2), NABC (3), SN (2)	1st (Coaches/AP)	
Michael Kidd-Gilchrist (2012)	Mike Kidd-Gilchrist (2012)	
AP (3), NABC (2), USBWA (2), NABC (3), SN (2)	1st (Coaches/AP)	
Julius Randle (2014)	Terrence Jones (2012)	
NABC (3)	2nd (Coaches/AP)	
Willie Cauley-Stein (2015)	Doron Lamb (2012)	
NABC (1), USBWA (1), SN (1)	Nerlens Noel (2013)	
Karl-Anthony Towns (2015)	Julius Randle (2014)	
SN (3)	1st (Coaches/AP)	
Willie Cauley-Stein (2015)	James Young (2014)	
NABC (1), USBWA (1), SN (1)	Devin Booker (2015)	
Karl-Anthony Towns (2015)	1st (Coaches/AP)	
SN (3)	Willie Cauley-Stein (2015)	
Tyler Ulis (2016)	2nd (Coaches/AP)	
AP (1), SN (1), USBWA (2), NABC (2)	Aaron Harrison (2015)	
Malik Monk (2017)	Karl Towns (2015)	
SN (2), USBWA (2), NABC (2), AP (2)	1st (Coaches/AP)	
PJ Washington (2019)	Tyler Ulis (2016)	
SN (3), USBWA (3), NABC (3), AP (3)	1st (Coaches/AP)	
SEC Player of the Year	Jamal Murray (2016)	
John Wall	Malik Monk (2017)	
2010 (Coaches/AP)	1st (Coaches/AP)	
Anthony Davis	De'Aaron Fox (2017)	
2012 (Coaches/AP)	Bam Adebayo (2017)	
Tyler Ulis	Kevin Knox (2018)	
2016 (Coaches/AP)	1st (Coaches)	
Malik Monk	Shai G.-Alexander (2018)	
2017 (AP)	2nd (Coaches)	
Immanuel Quickley	PJ Washington (2019)	
2020 (Coaches)	1st (Coaches/AP)	
SEC Defensive Player of the Year	Tyler Herro (2019)	
Anthony Davis	2nd (Coaches)	
2012 (Coaches)	Keldon Johnson (2019)	
Nerlens Noel	2nd (Coaches)	
2013 (Coaches)	Immanuel Quickley (2020)	
Willie Cauley-Stein	1st (Coaches/AP)	
2015 (Coaches)	Nick Richards (2020)	
Tyler Ulis	1st (Coaches/AP)	
2016 (Coaches)	2nd (Coaches)	
Ashton Hagans (shared)	Tyrese Maxey (2020)	
2019 (Coaches)		
SEC Freshman (Coaches)/Newcomer (AP) of the Year	SEC All-Defensive Team	
DeMarcus Cousins	Patrick Patterson	
2010 (Coaches)	2010	
John Wall	DeAndre Liggins	
2010 (AP)	2011	
Terrence Jones	Anthony Davis	
2011 (Coaches/AP)	2012	
Anthony Davis	Michael Kidd-Gilchrist	
2012 (Coaches/AP)	2012	
Nerlens Noel	Nerlens Noel	
2013 (Coaches/AP)	2013	
Julius Randle	Willie Cauley-Stein	
2014 (Coaches/AP)	2013	
Karl-Anthony Towns	Willie Cauley-Stein	
2015 (Coaches/AP)	2015	
Malik Monk	Tyler Ulis	
2017 (Coaches/AP)	2016	
Kevin Knox	Ashton Hagans	
2018 (Coaches)	2019	
Keldon Johnson	Nick Richards	
2019 (Coaches)	2020	
Tyler Herro	2020	
2019 (AP)	2020	
SEC Sixth Man of the Year	Coaches' SEC All-Freshman Team	
Darius Miller	Eric Bledsoe	
2012 (Coaches)	2010	
Kyle Wiltjer	DeMarcus Cousins	
2013 (Coaches)	2010	
Devin Booker	John Wall	
2015 (Coaches)	2010	
CoSIDA Academic All-America	Brandon Knight	
Alex Poynthress (2nd)	2011	
2016	Terrence Jones	
	2011	
	Doron Lamb	
	2011	
	Anthony Davis	
	2012	
	Michael Kidd-Gilchrist	
	2012	
	Willie Cauley-Stein	
	2013	
	Archie Goodwin	
	2013	
	Nerlens Noel	
	2013	
	Alex Poynthress	
	2013	
	Julius Randle	
	2014	
	James Young	
	2014	
	Devin Booker	
	2015	
	Trey Lyles	
	2015	
	Karl-Anthony Towns	
	2015	
	Tyler Ulis	
	2015	
	Jamal Murray	
	2016	
	Malik Monk	
	2017	
	SEC All-Tournament Team	
	John Wall	
	2010	
	Eric Bledsoe	
	2010	
	DeMarcus Cousins	
	2010	
	Darius Miller	
	2011	
	Brandon Knight	
	2011	
	Josh Harrellson	
	2011	
	Anthony Davis	
	2012	
	Terrence Jones	
	2012	
	Aaron Harrison	
	2014	
	Julius Randle	
	2014	
	Willie Cauley-Stein	
	2015	
	Aaron Harrison	
	2015	
	Andrew Harrison	
	2015	
	Jamal Murray	
	2016	
	Tyler Ulis	
	2016	
	Bam Adebayo	
	2017	
	De'Aaron Fox	
	2017	
	Dominique Hawkins	
	2017	
	Wenyen Gabriel	
	2018	
	Shai Gilgeous-Alexander	
	2018	
	Kevin Knox	
	2018	
	SEC Tournament MVP	
	John Wall	
	2010	
	Darius Miller	
	2011	
	Willie Cauley-Stein	
	2015	
	Tyler Ulis	
	2016	
	De'Aaron Fox	
	2017	
	Shai Gilgeous-Alexander	
	2018	



COACH CALIPARI

30 is the new 20

After defeating Ole Miss 67-62 on Feb. 15, 2020, John Calipari secured his 26th consecutive on-court 20-win season. He leads all active coaches with that streak, ahead of Mike Krzyzewski (24 reached last season), Bill Self (22 reached last season) and Mark Few (22 reached this season).

With a Sweet 16 win over Houston in the 2019 NCAA Tournament, Calipari and the Cats clinched a 30-win season for the fifth time as UK's head coach. Calipari has 11 seasons with 30 or more on-court wins. Only Krzyzewski (15) and Roy Williams (12) have more 30-win seasons as an active head coach. Calipari is the first coach in NCAA Division I history to record five straight on-court 30-win seasons, notching 30 wins in consecutive seasons from 2005-06 to 2009-10.

There's No Place Like Home

Since his 1991-92 season at UMass, John Calipari-coached teams have posted a 397-37 (.915) record at home. At UK, Coach Cal is 187-16 (.921) in Rupp Arena.

In five of Calipari's 12 seasons at Kentucky, the Wildcats have posted an undefeated record at home, including a school-record 19-0 mark during the 2014-15 season.

Calipari owns both of UK's longest winning streaks in the arena. He began his career at UK with a 54-game winning streak at Rupp Arena. It was the longest winning streak since the arena opened in 1976. With a win over Georgia on Feb. 9, 2016, he secured the second-longest streak in the storied building at 34 games (which ended at 42).

Coach	Streak (Yrs)
1. John Calipari	54 (2010-13)
2. John Calipari	42 (2014-17)
3. Rick Pitino	33 (1992-94)
4. Joe B. Hall	30 (1981-82)
5. Rick Pitino	27 (1995-97)

Life Away From Home Isn't So Bad Either

As good as John Calipari's team's have been at home, they're pretty good in hostile environments on the road. Dating back to the 2005-06 season, Calipari has recorded a 110-52 (.679) record on the road. At neutral-site venues, Kentucky is 78-26 (.750) under Calipari.

Calipari at No. 1

John Calipari is one of just two coaches (Frank McGuire) to lead three programs to a No. 1 ranking. Calipari has led seven of his 12 UK teams to the No. 1 ranking and eight of his last 14 teams to the top (he's done it 10 times overall). When Coach Cal's teams are at the top, they're difficult to knock off:

- Calipari is 110-13 (.894) as the top-ranked Associated Press Top 25 coach in the country
- He's 69-8 (.896) when his team is atop the AP Top 25 as UK's head coach
- Calipari tallied a 32-4 mark at UMass at No. 1 and he was 9-1 at Memphis
- He (110) trails only Duke's Mike Krzyzewski (219) in active coaches with victories at No. 1
- Calipari has coached 123 career games as a No. 1 team, fourth most in NCAA history, trailing Krzyzewski (254), John Wooden (228) and Adolph Rupp (127)
- Among coaches who have owned a No. 1 ranking in at least 119 games, Calipari's winning percentage of .894 trails only Wooden (.952) and is ahead of active coach Krzyzewski (.862)
- Calipari is 6-4 vs. the AP top-ranked team in the land, including 3-2 at UK after defeating Michigan State in 2019-20
- According to ESPN, his .600 winning percentage against AP top-ranked teams is the best for any head coach

The Success Rate

John Calipari has graduated 100% of the players (20 of 20) who have been eligible to receive their diploma by the end of their senior years and exhausted their athletic eligibility. Of that group, Brad Calipari, Patrick Patterson, Jarrod Polson and Alex Poythress completed their degrees in three years.

In the NCAA's Academic Progress Rate, which measures eligibility, retention and graduation, Kentucky has posted a single-year Academic Progress Rate of 977 or higher in every season under Calipari, including a perfect 1,000 in six of the last seven single-year reports. UK's four-year composite score in the most recent report, which was released in May 2020, was a 994 out of 1,000, earning the team an NCAA academic award for the sixth year in a row for finishing in the top 10% of Division I men's basketball programs.

The Wildcats posted a 3.122 grade-point average in the 2020 fall term.

Dream Maker

As someone who prides himself on helping young men reach their dreams, John Calipari has helped 52 players earn selection in the NBA Draft during his college coaching career, including 41 in his first 11 seasons at Kentucky, more than any other coach.

- Four No. 1 overall selections (Derrick Rose, John Wall, Anthony Davis and Karl-Anthony Towns) during the nine drafts from 2008 to 2016. No other coach has more than three No. 1 picks
- In 2010, five of his UK players were selected in the first round for the first time in NBA history
- His six players in the 2012 and 2015 NBA drafts are the most in the two-round era
- Churned out 41 NBA Draft picks, 31 first-rounders (more than the entire Big Ten during the same time span), three No. 1 selections, seven top-five picks and 21 lottery picks at Kentucky
- Of the 66 players who have finished their college careers at Kentucky under Calipari (through the 2019-20 season), 41 have been selected in the NBA Draft, a 62.1% success rate. Another six of those made the NBA, and the majority of the rest were walk-ons
- Of the 28 players at UK who have declared for the NBA Draft after their freshman seasons, 26 have been first-round picks. All previous players (not including Maxey) have played game in the NBA. He is 30 for 32 in that regard when including his players from Memphis
- Only coach to produce the top two picks in the same draft (2012 - Anthony Davis and Michael Kidd-Gilchrist)
- Produced a top-10 pick in 12 straight drafts from 2008-19, the only school to do so during that time period

Recruiting Trail

The Wildcats have signed more top-25 players under John Calipari's leadership than any other school. Nearly a quarter of all Rivals' top-10 prospects nationally over the past 12 classes have signed with Coach Cal and the Cats. The following list does not include transfers (freshman signees only).

PLAYER (YEAR)	ESPN	RIVALS	247	MCD	JB
Daimion Collins ('21)	24	10	19		
Nolan Hickman ('21)	61	52	30		
Bryce Hopkins ('21)	32	30	39		
Devin Askew ('20)	26	33	37		Y
Brandon Boston Jr. ('20)	7	5	6	Y	Y
Terrence Clarke ('20)	10	8	10	Y	Y
Cam'Ron Fletcher ('20)	61	49	80		
Isaiah Jackson ('20)	34	28	34		Y
Lance Ware ('20)	46	36	43		
Kareem Watkins ('20)	NR@	NR@	NR@		
Dontaie Allen ('19)	NR	68	98		
Keion Brooks Jr. ('19)	36	29	14		Y
Brennan Canada ('19)	NR@	NR@	NR@		
Johnny Juzang ('19)	30	34	31		
Tyrese Maxey ('19)	13	10	10	Y	Y
Kahlil Whitney ('19)	12	14	11	Y	Y
Ashton Hagans ('18)	20	13	12		
Tyler Herro ('18)	30	36	38		Y
Keldon Johnson ('18)	7	15	18	Y	Y
EJ Montgomery ('18)	14	11	6	Y	Y
Zan Payne ('18)	NR	NR	NR		
Immanuel Quickley ('18)	25	22	19	Y	
Jemarl Baker Jr. ('17)	66	82	90		
Hamidou Diallo ('17)	11~	10~	11		
Shai Gilgeous-Alexander ('17)	35	34	20		
Quade Green ('17)	24	22	33	Y	Y
Kevin Knox ('17)	10	10	18	Y	Y
Nick Richards ('17)	17	17	15	Y	Y
Jarrod Vanderbilt ('17)	19	14	12	Y	Y
PJ Washington ('17)	12	15	9	Y	Y
Bam Adebayo ('16)	5	7	12	Y	Y
Brad Calipari ('16)	NR	NR	NR		
De'Aaron Fox ('16)	6	6	6	Y	Y
Wenyen Gabriel ('16)	14	13	14	Y	Y
Sacha Killeya-Jones ('16)	24	24	25	Y	Y
Malik Monk ('16)	9	9	10	Y	Y
Tai Wynyard ('16)	NR	NR	NR		
Isaiah Briscoe ('15)	13	10	16	Y	Y
Jonny David ('15)	NR@	NR@	NR@		
Isaac Humphries ('15)	49	NR^	62		
Skal Labissiere ('15)	2	1	2	Y	Y
Charles Matthews ('15)	42	48	74	Y	Y
Jamal Murray ('15)	NA^	9	10		
Devin Booker ('14)	18	29	22	Y	Y
Trey Lyles ('14)	6	13	17	Y	Y
Karl-Anthony Towns ('14)	9	5	2	Y	Y
Tyler Ulis ('14)	25	21	20	Y	Y
EJ Floreal ('13)	NR@	NR@	NR@		
Aaron Harrison ('13)	9	7	5	Y	Y
Andrew Harrison ('13)	5	5	3	Y	Y
Dominique Hawkins ('13)	NR	NR	151		
Dakari Johnson ('13)	7	9	8	Y	Y
Marcus Lee ('13)	25	19	14	Y	Y
Julius Randle ('13)	3	2	2	Y	Y
Derek Willis ('13)	NR	115	58		
James Young ('13)	8	11	10	Y	Y
Archie Goodwin ('12)	15	14	18	Y	Y
Willie Cauley-Stein ('12)	40	40	47		
Nerlens Noel ('12)	1	2	1	Y	Y
Alex Poythress ('12)	13	8	7	Y	Y
Anthony Davis ('11)	1	2	1	Y	Y
Michael Kidd-Gilchrist ('11)	4	3	2	Y	Y
Sam Malone ('11)	NR@	NR@	NR@		
Brian Long ('11)	NR@	NR@	NR@		
Marquis Teague ('11)	8	5	6	Y	Y
Kyle Wiltjer ('11)	19	22	21	Y	Y
Terrence Jones ('10)	9	13	8*	Y	Y
Enes Kanter ('10)	25	3	3*		
Brandon Knight ('10)	4	6	6*	Y	Y
Doron Lamb ('10)	29	21	28*	Y	Y
Jarrod Polson ('10)	NR@	NR@	NR*@		
Stacey Poole, Jr. ('10)	51	33	67*		
Eric Bledsoe ('09)	NR	23	37*		
DeMarcus Cousins ('09)	4	2	3*	Y	Y
Jon Hood ('09)	92	40	46*		
Daniel Orton ('09)	13	22	17*	Y	Y
John Wall ('09)	5	1	2*	Y	Y

Top-10 Players	23	26	25		
Top-25 Players	45	47	47		
Top-50 Players	57	61	60		
McDonald's All-Americans				37	
Jordan Brand Classic All-Americans					44

* Scout.com ranking | ~ final ranking in the 2017 class before early enrollment | ^ reclassified after final rankings were released @ originally joined team as walk-on



COACH CALIPARI

- Seven of his former players have been named NBA All-Stars (23 total), five have been tabbed All-NBA, three have been named NBA Rookie of the Year, and 14 players from Calipari's first 10 teams at Kentucky have made the NBA All-Rookie teams. Derrick Rose was named NBA MVP in 2011 and Anthony Davis won NBA All-Star MVP honors in 2017

Developing Talent

John Calipari hasn't just signed the best talent in the country while he's been at Kentucky; he's been the best at developing that talent and getting it ready for the next level. Of the 39 top-25 Rivals.com players Kentucky has signed who have completed their college eligibility at UK, 33 were drafted and 26 were selected in the first round. But that's only half the story. Calipari's players don't just make it to the pros; they're better prepared than anyone else. The proof is in the numbers.

Entering the 2020-21 NBA season, Calipari's NBA pros had amassed nearly \$3 billion in career NBA contracts, which doesn't include endorsement deals and overseas contracts. Of his UK players in the NBA, they have nearly \$2.6 billion in career contracts.

There's more: Of UK's 21 lottery picks in the Calipari era, 16 have earned second contracts in the NBA with nine of them cashing in on max contracts. Of the four who haven't earned second contracts, all have been drafted in the last five years and still on their rookie deal. Over the last 11 years, there have been 27 lottery picks who earned max contracts in the NBA. Nine of them attended Kentucky.

Double-Digit Win Streaks

John Calipari's teams have posted 19 streaks of 10 or more wins at Kentucky, Memphis and UMass, including seven at UK. They have won 15 or more straight games nine times, 20 or more six times, 25 or more five times, and 30 or more one time. Of course, the most famous streak was the 38-0 start during the 2014-15 season.

1. 38 Kentucky, 2014-15	6. 24 Kentucky, 2011-12	T10. 14 UMass, 1991-92	T16. 10 Kentucky, 2018-19
2. 27 Memphis, 2008-09	7. 19 Kentucky, 2009-10	T12. 12 Memphis, 2007-08	T16. 10 Kentucky, 2010-11
T3. 26 Memphis, 2007-08	8. 16 UMass, 1994-95	T12. 12 Memphis, 2002-03	T16. 10 Memphis, 2001-02
T3. 26 UMass, 1995-96	9. 15 Memphis, 2005-06	T12. 12 UMass, 1992-93	T16. 10 UMass, 1993-94
5. 25 Memphis, 2006-07	T10. 14 Kentucky, 2016-17	15. 11 Memphis, 2003-04	

Calipari Knows Defense

Defense has always been a staple of John Calipari-coached teams. Dating back to complete NCAA records beginning in 2001-02, Calipari's teams have been among national leaders in several critical defensive categories. Rankings are through games on Feb. 13.

Year	FG% Def.	3PT FG% Def.	Rebound Margin	Scoring Margin	Blocks
2001-02 (UM)	13th (39.5)	N/A (29.3)	11th (+6.6)	15th (+11.2)	54th (4.4)
2002-03 (UM)	28th (40.6)	N/A (29.3)	44th (+4.1)	32nd (+8.0)	26th (5.1)
2003-04 (UM)	34th (40.5)	N/A (35.8)	58th (+3.4)	48th (+7.1)	20th (5.0)
2004-05 (UM)	4th (38.4)	N/A (32.7)	75th (+2.9)	62nd (+5.9)	13th (5.4)
2005-06 (UM)	2nd (38.0)	N/A (30.3)	9th (+6.7)	5th (+14.6)	8th (6.4)
2006-07 (UM)	12th (39.0)	N/A (31.3)	28th (+5.3)	5th (+5.8)	12th (5.9)
2007-08 (UM)	12th (39.1)	N/A (30.2)	16th (+6.2)	2nd (+18.0)	8th (6.1)
2008-09 (UM)	1st (37.1)	10th (30.0)	19th (+6.1)	2nd (+16.3)	7th (6.0)
2009-10 (UK)	3rd (37.8)	47th (31.3)	4th (+8.1)	6th (+14.3)	4th (7.2)
2010-11 (UK)	15th (39.4)	59th (32.4)	60th (+3.6)	13th (+11.4)	3rd (6.3)
2011-12 (UK)	1st (37.4)	67th (31.8)	12th (+6.8)	1st (+16.8)	1st (8.6)
2012-13 (UK)	30th (39.2)	104th (32.4)	48th (+4.3)	48th (+8.2)	3rd (6.6)
2013-14 (UK)	59th (41.1)	67th (32.2)	2nd (+9.4)	43rd (+8.2)	13th (5.9)
2014-15 (UK)	1st (35.4)	3rd (27.1)	15th (+6.8)	1st (+20.1)	2nd (6.9)
2015-16 (UK)	24th (39.7)	75th (32.6)	39th (+5.2)	17th (+11.4)	6th (5.8)
2016-17 (UK)	98th (42.4)	12th (30.6)	39th (+4.7)	9th (+13.4)	15th (5.3)
2017-18 (UK)	14th (40.4)	4th (30.1)	40th (+5.1)	68th (+6.5)	31st (4.8)
2018-19 (UK)	19th (40.0)	189th (34.3)	4th (+9.4)	21st (+11.1)	21st (4.8)
2019-20 (UK)	20th (39.4)	58th (30.7)	58th (+4.2)	40th (+8.3)	17th (4.9)
2020-21 (UK)	68th (40.9)	90th (31.6)	101st (+2.9)	231st (-1.4)	3rd (6.1)

Calipari Nearly Perfect vs. Former Assistants

John Calipari has made it known that he doesn't enjoy coaching against friends. That hasn't stopped him from winning anyway. Calipari is 17-1 all-time when coaching against former assistants. He suffered his first and only loss to a former assistant against former Memphis assistant Josh Pastner, now the head coach of Georgia Tech, on Dec. 6, 2020.

Orlando Antigua - 1-0	Tony Barbee - 8-0	Bruiser Flint - 2-0
Derek Kellogg - 1-0	Chuck Martin - 2-0	Josh Pastner - 1-1
Steve Roccaforte - 2-0		

#LaFamilia NBA Awards

Award	Year	Player	Year	Player	Year	Player		
NBA Player of the Year	2011	Derrick Rose	2015	Anthony Davis (2nd)	2017	Anthony Davis		
				John Wall (2nd)		John Wall		
				Marcus Camby (1st)		Derrick Rose		
				Marcus Camby (1st)		Derrick Rose		
NBA Rookie of the Year	2016	Karl-Anthony Towns	2006	Marcus Camby (2nd)	2010	Derrick Rose		
		Tyreke Evans		2005		Marcus Camby (2nd)	Derrick Rose	
		Derrick Rose						
NBA Defensive Player of the Year	2007	Marcus Camby	2020		Bam Adebayo	2017	Anthony Davis	
				Devin Booker				
				Anthony Davis				
				Anthony Davis				
NBA Cares Community Assist Award	2017	DeMarcus Cousins	2019	Karl-Anthony Towns	2010	Tyreke Evans		
		John Wall		2018		DeMarcus Cousins		
						Anthony Davis		
						Anthony Davis		
All-NBA Team	2020	Anthony Davis (1st)	2018		John Wall	2014	John Wall	
		Anthony Davis (1st)		2018	John Wall			
		Karl-Anthony Towns (3rd)			2017		DeMarcus Cousins	
		Anthony Davis (1st)					2016	Anthony Davis
John Wall (3rd)	2016	John Wall						
DeMarcus Cousins (2nd)		2015	John Wall					
Anthony Davis (1st)			2015	DeMarcus Cousins				
DeMarcus Cousins (2nd)				2015	Anthony Davis			
Derrick Rose (1st)	2015				John Wall			
Derrick Rose (1st)		2015			John Wall			



COACH CALIPARI

A “players-first” coach with a penchant for helping people reach their dreams, John Calipari, a Naismith Memorial Basketball Hall of Famer, has guided six teams to the Final Four, led one to a national championship and helped 52 players earn selection in the NBA Draft during his 28-year college coaching career.

Calipari guided Kentucky to its eighth national championship and his first national title in 2012. In becoming only the second coach in NCAA history to lead three different schools to the Final Four, he has racked up nearly 800 on-court victories, 20 NCAA Tournament on-court appearances, six Final Fours and numerous national coach of the year honors.

From UMass to Memphis and now Kentucky, Calipari’s career has been successful throughout, but his most recent run in Lexington has been the best stretch of his career. During Calipari’s first 11 seasons at UK, he’s led all coaches in NCAA Tournament wins (31), Final Fours (four), Elite Eights (seven) and Sweet 16s (eight). He’s in the top three in total wins (330) in that time span.

In 2015, Coach Cal led college basketball’s first ever 38-0 team, and became one of just three coaches to make four Final Fours in a five-year span. At the end of the season, Calipari became the 96th coach to join the Naismith Memorial Basketball Hall of Fame.

While building a program out of obscurity at Massachusetts, laying the foundation at Memphis and restoring luster at the sport’s greatest program at Kentucky, he totaled the second-most wins in NCAA history in the first 20 years of a college coaching career.

Quite honestly, though, Calipari’s on-court success overshadows a much more significant picture.

In his goal to lead a players-first program, he has helped more than 50 young men realize their dreams and reach the NBA level with 52 players earning NBA Draft selections, including a record five first-round draft picks in 2010. Two years later, six Wildcats heard their names called at the 2012 draft, the most in the two-round draft era. UK, with Calipari’s help, would tie those six picks again in 2015, including a record-tying four lottery selections. His four No. 1 overall picks are more than any other coach, and he’s had 41 players drafted during his first 11 years at Kentucky, including 31 first-round picks, more than the entire Big Ten combined in that time span.

Calipari’s players have entered the league NBA-ready. His players have garnered 23 All-Star selections, with Anthony Davis winning the game’s MVP honor in 2017. Derrick Rose was named NBA MVP in 2011. Five of his players have been tabbed All-NBA, three have been named NBA Rookie of the Year, and 14 players from Calipari’s first 10 teams at Kentucky have made the NBA All-Rookie teams.

Much like he did at UMass, where his players graduated at nearly 80%, Calipari has stressed academics. Fifteen of his last 18 seniors at Memphis earned their bachelor’s degrees, and all 18 players at UK who were eligible to graduate by the end of their senior years walked away with a diploma in hand, including four players who earned their degree in just three years. Calipari’s teams routinely have posted a combined team grade-point average of 3.0 or better.

Calipari has raised millions of dollars to help the lives of those in need in the Commonwealth and beyond. He has had a particular passion to assist those impacted by natural disasters. For instance, in 2010, he used a telethon to raise more than \$1 million for victims of the devastating earthquake in Haiti. He followed that up with telethons in 2012, raising \$1 million for victims of Superstorm Sandy, and in 2017, for victims of Hurricane Harvey.

Calipari launched his foundation in 2012, and since then the foundation has worked with several key partners and donated more than \$1.5 million, a figure that does not include matching funds that have been contributed from individuals and corporations. In 2013, Calipari initiated hosting an annual alumni weekend around his basketball fantasy experience with the intent to raise money for charity. After generating \$350,000 for selected organizations and charities during the inaugural game, the weekend has generated millions of dollars for charity since its inception.

In 2019, when federal workers were without pay due to a government shutdown, he, his wife and his foundation assisted workers with financial help and grocery gift cards. He and his wife, Ellen, teamed up with Fayette County Public Schools to help families in need during the COVID-19 pandemic.

His latest efforts include spearheading the creation of the John McLendon Minority Leadership Initiative, a nationwide coach-driven initiative to provide minorities a jump-start to their careers through practical experiences, opportunities to build their network and instilling the values of John McLendon: integrity, education, leadership and mentorship. Participants in the initiative will be known as MLI Future Leaders.

In 2017, Coach Cal was named the head coach of the 2017 USA Basketball Men’s U19 World Cup Team, which finished third at the 2017 FIBA U19 World Cup in Cairo.

Author of five books, including the New York Times Best Seller “Players First: Coaching from the Inside Out,” Calipari is a master of communication and maximizing talent. He lives by the motto that “it’s never a matter of how far you have fallen, but instead it’s about how high you bounce back.”

BIOGRAPHICAL INFORMATION

Date of Birth: Feb. 10, 1959 | **Wife:** Ellen
Children: Erin, Megan, Brad

Education
Clarion State (1982)

Head Coaching Experience
University of Massachusetts (1989-96)
New Jersey Nets (NBA) (1997-99)
University of Memphis (2001-09)
University of Kentucky (2010-present)

COACHING AWARDS

- NABC District 20 Coach of the Year
- USBWA District IV Coach of the Year
- 2020 SEC Coach of the Year (Coaches)
- 2019 *The Sporting News* Coach of the Decade
- 2018 Naismith Hall of Fame 'Service Above Self' Honoree
- 2018 NABC Metropolitan Award
- 2015 Naismith Memorial Basketball Hall of Fame Inductee
- 2015 AP National Coach of the Year
- 2015 Naismith National Coach of the Year
- 2015 NABC National Coach of the Year
- 2015 *The Sporting News* National Coach of the Year
- 2015 Adolph Rupp National Coach of the Year
- 2015 SEC Coach of the Year (AP/Coaches)
- 2015 USBWA District IV Coach of the Year
- 2012 Nell & John Wooden Coach of the Year Leadership Award
- 2012 Naismith National Coach of the Year Finalist
- 2012 SEC Coach of the Year (AP/Coaches)
- 2010 Adolph Rupp National Coach of the Year
- 2010 Naismith National Coach of the Year Finalist
- 2010 SEC Coach of the Year (AP)
- 2010 *Sporting News* SEC Coach of the Year
- 2010 Yahoo! Sports SEC Coach of the Year
- 2010 USBWA District IV Coach of the Year
- 2009 NABC National Co-Coach of the Year
- 2009 *Sports Illustrated* National Coach of the Year
- 2009 Phelan National Coach of the Year
- 2009 Iba National Coach of the Year Finalist
- 2009 C-USA Coach of the Year
- 2008 Naismith National Coach of the Year
- 2008 C-USA Coach of the Year
- 2008 Iba National Coach of the Year Finalist
- 2008 Phelan National Coach of the Year Finalist
- 2007 Phelan National Coach of the Year Finalist
- 2007 USBWA District IV Coach of the Year
- 2007 *Basketball Times* South Region Coach of the Year
- 2006 C-USA Coach of the Year
- 2004 NABC District 7 Coach of the Year
- 1996 Naismith National Coach of the Year
- 1996 NABC National Coach of the Year
- 1996 *The Sporting News* National Coach of the Year
- 1996 Atlantic 10 Coach of the Year
- 1995 Naismith National Coach of the Year Finalist
- 1994 Naismith National Coach of the Year Finalist
- 1994 Atlantic 10 Coach of the Year
- 1993 USBWA District I Coach of the Year
- 1993 Atlantic 10 Coach of the Year
- 1992 Eastern Basketball Coach of the Year



COACH CALIPARI

NCAA DIVISION I ACTIVE WINNINGEST COACHES

(On-court by percentage - min. 10 yrs. at Division I level)

NO.	COACH/TEAM	YRS.	PCT.
1.	Mark Few/Gonzaga	21	.828
2.	John Calipari/Kentucky	28	.781
3.	Roy Williams/UNC	32	.778
4.	Mike Krzyzewski/Duke	45	.768
	Bill Self/Kansas	27	.768

*numbers at the conclusion of the 2019-20 season

SINCE 2005-06 ...

Since the 2005-06 season, John Calipari's on-court record ranks him as the winningest coach. Totals through games on Feb. 13.

COACH	RECORD
1. John Calipari	473-104
2. Bill Self	469-100
3. Mark Few	460-87
4. Mike Krzyzewski	444-112
5. Roy Williams	427-143

MISCELLANEOUS ON-COURT RECORDS

Overall On-Court Record: 781-230 (.772)
 March/April Record: 164-48 (.774)
 NCAAT Record: 56-19 (.747)
 Record in Conference Games: 364-114 (.762)
 Record in Conference Tournament: 57-12 (.826)

- Calipari owns the NCAA's most single-season wins with 38, tying his own record (Memphis in '08 and UK in '12) in 2015 with 38 wins. He owns the most single-season wins at UMass, Memphis and UK
- Calipari is the winningest coach in NCAA Division I history for a five-year span with 173 victories (2008-12)
- Calipari is the first coach in NCAA Division I history to record five straight on-court 30-win seasons. Memphis hit the 30-win plateau from 2006-09
- Calipari is one of only two coaches (Rick Pitino) to lead three different schools to a Final Four
- Calipari is one of only three coaches (John Wooden, Mike Krzyzewski) to go to four Final Fours in five seasons
- Calipari has advanced to the Sweet 16 in 12 of the last 14 NCAA Tournaments and the Elite Eight in 10 of the last 14
- Calipari started with a 54-0 record in Rupp Arena as head coach of the Wildcats
- Calipari has helped 41 players earn selection in the NBA Draft (31 first-round picks) over the last 11 seasons
- Calipari has more wins (327) in a 10-year period (2006-15) than any other coach in college basketball history
- Calipari is the fourth-fastest NCAA Division I men's basketball coach to reach 300 victories at a single school
- Calipari's 31 combined regular season and tournament league titles trail only Mark Few (35) of Gonzaga for the most among active coaches
- Calipari became the fourth-fastest coach to 700 on-court wins, behind Adolph Rupp, Jerry Tarkanian and Roy Williams
- Calipari has the second-most wins in school history, behind only Adolph Rupp
- Calipari's 31 NCAA Tournament wins are the most in school history. Rupp had 30

CAL IN CONFERENCE

SEC COACHES	CONFERENCE	Tournament	Conference
	CHAMPIONSHIPS	Championships	Coach of the Year
Nate Oats, Alabama	2	3	2
Eric Musselman, Arkansas	3	1	1
Bruce Pearl, Auburn	8	3	7
Michael White, Florida	3	0	3
Tom Crean, Georgia	3	0	3
John Calipari, Kentucky	16	15	10
Will Wade, LSU	1	0	1
Cuonzo Martin, Missouri	1	0	1
Kermit Davis, Ole Miss	7	4	4
Ben Howland, Mississippi State	7	4	3
Frank Martin, South Carolina	0	0	1
Rick Barnes, Tennessee	4	1	6
Buzz Williams, Texas A&M	1	0	0
Jerry Stackhouse, Vanderbilt	0	0	0
TOTALS	56	31	42

CALIPARI VS. ALL OPPONENTS

Abilene Christian 1-0	Furman 1-0	Mount St. Mary's 1-0	St. Joseph's 15-5
Alabama 17-6	George Mason 1-0	Murray State 1-0	St. Mary's 1-0
Albany 1-0	George Washington 8-9	Nevada 1-0	St. Peter's 1-0
Arizona 1-1	Georgetown 2-1	New Hampshire 5-0	Stanford 3-2
Arizona State 2-1	Georgia 19-3	New Mexico 1-0	Stephen F. Austin 1-0
Arkansas 13-7	Georgia Tech 2-2	New Orleans 1-0	Stony Brook 1-0
Arkansas-Little Rock 3-0	Gonzaga 4-0	NJIT 1-0	Syracuse 3-2
Arkansas-Pine Bluff 1-0	Grand Canyon 1-0	North Carolina 7-4	TCU 7-1
Arkansas State 4-0	Hampton 1-0	North Carolina State 1-0	Temple 13-11
Auburn 13-5	Hartford 2-0	North Dakota 1-0	Tennessee 17-13
Austin Peay 6-1	Harvard 2-0	North Texas 1-0	Tennessee State 1-0
Baylor 1-2	Hofstra 1-0	Northeastern 3-1	Tennessee Tech 1-0
Belmont 2-0	Holy Cross 4-1	Northern Kentucky 2-0	Texas 2-2
Boise State 1-0	Houston 17-3	Northwestern State 1-0	Texas A&M 10-3
Boston 7-1	Howard 1-0	Notre Dame 2-2	Texas Tech 1-0
Boston College 2-0	Illinois 1-1	Oakland 1-0	Towson State 1-0
Bradley 1-0	Illinois State 1-0	Ohio State 1-3	Troy 1-0
Bucknell 1-0	Indiana 3-2	Oklahoma 5-1	Tulane 16-0
Buffalo 3-0	Iowa 0-1	Oklahoma State 0-2	Tulsa 11-1
BYU 1-0	Iowa State 2-0	Old Dominion 2-0	UAB 15-3
Cal State Northridge 1-0	Jackson State 2-0	Ole Miss 16-4	UCF 5-0
Canisius 1-0	Kansas 4-7	Oral Roberts 1-0	UCLA 4-4
Central Conn. St. 2-0	Kansas State 2-1	Oregon State 1-0	UIC 1-0
Charlotte 2-3	Keene State 1-0	Pennsylvania 3-0	UNC Asheville 2-0
Chattanooga 2-0	Kentucky 2-4	Penn State 4-4	UNC Greensboro 2-0
Christian Brothers 2-0	La Salle 3-0	Pepperdine 1-0	UNC Wilmington 1-0
Cincinnati 6-7	Lafayette (Pa.) 1-0	Pittsburgh 2-1	USF 10-1
Cleveland State 4-0	Lamar 5-0	Portland 3-0	Utah 2-2
Coastal Carolina 1-0	LIU-Brooklyn 1-0	Princeton 2-0	Utah Valley 2-0
Colorado 1-1	Lipscomb 1-0	Providence 3-1	UTEP 5-0
Colorado State 0-1	Long Beach State 1-0	Purdue 2-1	UT Arlington 3-0
Columbia 1-0	Louisiana Tech 1-1	Radford 1-0	UT Martin 5-0
Connecticut 2-5	Louisville 17-8	Rhode Island 16-2	Valparaiso 1-0
Coppin State 1-0	Loyola 1-0	Rice 4-0	Vanderbilt 20-4
Cornell 1-0	Lowell 2-1	Richmond 1-1	Vermont 3-0
Dartmouth 1-0	LSU 13-3	Rider 1-0	Villanova 2-0
Davidson 1-0	Manhattan 2-0	Robert Morris 1-1	Virginia 0-1
Dayton 1-0	Marist 2-0	Rutgers 11-4	Virginia Tech 3-0
DePaul 4-2	Marquette 3-1	Saint Louis 4-3	VMI 1-0
Detroit 1-0	Marshall 6-0	Sam Houston State 1-0	Wake Forest 2-1
Drexel 2-0	Maryland 5-3	Samford 3-0	Washington 1-0
Duke 1-3	Massachusetts 1-0	Santa Clara 1-0	West Virginia 13-7
Duquesne 12-4	Memphis 1-0	Savannah State 1-0	Western Kentucky 2-0
East Carolina 7-0	Miami (Fla.) 0-1	Seton Hall 1-1	Wichita State 2-0
East Tennessee State 4-0	Miami (Ohio) 2-0	Siena 4-0	Winthrop 3-0
Eastern Kentucky 4-0	Michigan 1-0	SMU 7-0	Wisconsin 1-1
Eastern Michigan 2-0	Michigan State 3-1	South Carolina 14-4	Wofford 2-0
Evansville 0-1	Middle Tennessee 3-0	Southern Cal 2-0	Wright State 1-0
Fairfield 1-0	Milwaukee 1-0	South Connecticut 1-0	Xavier 2-2
Fairleigh Dickinson 1-0	Mississippi State 16-0	Southeastern Louisiana 3-0	Yale 1-0
Florida 20-8	Mississippi Valley St. 1-0	Southern Illinois 1-0	
Florida State 1-1	Missouri 10-4	Southern Miss 15-4	
Florida Tech 0-1	Monmouth 2-0	Southwest Texas St. 1-0	
Fordham 5-0	Montana State 1-0	St. Bonaventure 17-1	
Fort Wayne 1-0	Morehead State 3-0	St. John's 1-0	



INDIVIDUAL GAME RECORDS CAL ERA

MOST POINTS

Pts.	Player vs. Opponent	Date
47	Malik Monk vs. North Carolina	12/17/16
39	De'Aaron Fox vs. UCLA	3/24/17
37	Malik Monk vs. GEORGIA	1/31/17
35	Jamal Murray vs. FLORIDA	2/6/16
35	Terrence Jones vs. AUBURN	1/11/11
34	Kevin Knox at West Virginia	1/27/17
34	Malik Monk at Ole Miss	12/29/16
33	Malik Monk vs. FLORIDA	2/25/17
33	Jamal Murray at Vanderbilt	2/27/16
33	Jamal Murray vs. Ohio State	12/19/15
32	Doron Lamb vs. WINTHROP	12/22/10
30	Immanuel Quickley at Texas A&M	2/25/20
30	Shai Gilgeous-Alexander vs. VANDERBILT	1/30/18
30	Tyler Ulis vs. Texas A&M	3/13/16
30	Brandon Knight vs. West Virginia	3/19/11

SEC: 37, Malik Monk vs. GEORGIA, 1/31/17
 Postseason: 39, De'Aaron Fox vs. UCLA, 3/24/17
 SEC Tourney: 30, Tyler Ulis vs. Texas A&M, 3/13/16
 NCAA Tourney: 39, De'Aaron Fox vs. UCLA, 3/24/17
 Rupp Arena: 37, Malik Monk vs. GEORGIA, 1/31/17
 On the Road: 34, Kevin Knox at West Virginia, 1/27/17
 Neutral: 47, Malik Monk vs. North Carolina, 12/17/16
 SEC Road: 34, Malik Monk at Ole Miss, 12/29/16
 Ranked Opp.: 47, Malik Monk vs. North Carolina, 12/17/16
 Freshman: 47, Malik Monk vs. North Carolina, 12/17/16
 Sophomore: 30, Immanuel Quickley at Texas A&M, 2/25/20
 Junior: 27, Nick Richards vs. MISSISSIPPI STATE, 2/4/20
 Senior: 25, Alex Poythress at Alabama, 1/19/16
 Opener: 26, Tyrese Maxey vs. Michigan State, 11/5/19
 SEC Opener: 34, Malik Monk at Ole Miss, 12/29/16
 *In some cases, the most recent occurrence is listed

MOST POINTS IN AN SEC GAME

Pts.	Player vs. Opponent	Date
37	Malik Monk vs. GEORGIA	1/31/17
35	Jamal Murray vs. FLORIDA	2/6/16
35	Terrence Jones vs. AUBURN	1/11/11
34	Malik Monk at Ole Miss	12/29/16
33	Malik Monk vs. FLORIDA	2/25/17
33	Jamal Murray at Vanderbilt	2/27/16
30	Immanuel Quickley at Texas A&M	2/25/20
30	Shai Gilgeous-Alexander vs. VANDERBILT	1/30/18
29	Tyler Herro vs. ARKANSAS	2/26/19
28	Jamal Murray vs. TENNESSEE	2/18/16
28	Anthony Davis vs. VANDERBILT	2/25/12

MOST POINTS IN A HALF

Pts.	Player vs. Opponent	Date
30	Malik Monk ² vs. FLORIDA	2/25/17
27	Malik Monk ² vs. North Carolina	12/17/16
27	Jamal Murray ² vs. Ohio State	12/19/15
25	Nick Richards ² vs. MISSISSIPPI STATE	2/4/20
24	De'Aaron Fox ² vs. UCLA	3/24/17
24	Malik Monk ² at Ole Miss	12/29/16
23	Malik Monk ² vs. GEORGIA	1/31/17
23	Julius Randle ² vs. Michigan State	11/12/13
22	Immanuel Quickley ² vs. FLORIDA	2/22/20
22	Terrence Jones ² vs. AUBURN	1/11/11
22	Eric Bledsoe ² vs. MOREHEAD STATE	11/13/09

1 / First Half; 2 / Second Half

MOST POINTS OFF THE BENCH

Pts.	Player vs. Opponent	Date
35	Terrence Jones vs. AUBURN	1/11/11
32	Doron Lamb vs. WINTHROP	12/22/10
28	PJ Washington vs. Auburn	3/31/19
27	Malik Monk vs. VANDERBILT	2/28/17
26	Tyrese Maxey vs. Michigan State	11/5/19
26	Kyle Wiltjer at Ole Miss	1/29/13
24	Shai Gilgeous-Alexander vs. LOUISVILLE	12/29/17
24	Kyle Wiltjer vs. LOYOLA	12/22/11
24	Doron Lamb at North Carolina	12/4/10
23	Keion Brooks Jr. vs. TENNESSEE	2/6/21
23	Dontaie Allen at Mississippi State	1/2/21
23	Immanuel Quickley vs. MISSOURI	1/4/20
23	Wenyen Gabriel vs. Alabama	3/10/18
23	Kyle Wiltjer vs. LIPSCOMB	12/15/12

MOST 3-POINTERS MADE

3's	Player vs. Opponent	Date
8	Immanuel Quickley at Texas A&M	2/25/20
8	Malik Monk vs. North Carolina	12/17/16
8	Jamal Murray vs. FLORIDA	2/6/16
8	Eric Bledsoe vs. ETSU	3/18/10

MOST FREE THROWS

Fts	Player vs. Opponent	Date
14	Olivier Sarr vs. VANDERBILT	1/5/21
14	Immanuel Quickley vs. MISSISSIPPI STATE	2/4/20
14	Tyler Ulis at Arkansas	1/21/16
13	Nick Richards vs. MISSISSIPPI STATE	2/4/20
13	Keldon Johnson vs. TENNESSEE STATE	11/23/18
13	De'Aaron Fox vs. UCLA	3/24/17
13	Julius Randle at Ole Miss	2/18/14
13	Julius Randle vs. BELMONT	12/21/13

MOST REBOUNDS

Rebs	Player vs. Opponent	Date
19	Nick Richards vs. SOUTHERN ILLINOIS	11/9/18
19	Michael Kidd-Gilchrist vs. LOUISVILLE	12/31/11
18	PJ Washington vs. VMI	11/18/18
18	Bam Adebayo vs. Northern Kentucky	3/17/17
18	Anthony Davis vs. CHATTANOOGA	12/17/11
18	DeMarcus Cousins vs. LOUISVILLE	1/2/10
18	Patrick Patterson vs. RIDER	11/21/09
18	DeMarcus Cousins vs. SAM HOUSTON STATE	11/19/09
17	Keldon Johnson vs. AUBURN	2/23/19
17	Terrence Jones vs. Notre Dame	12/8/10
17	Terrence Jones at Washington	11/23/10
16	Wenyen Gabriel vs. AUBURN	1/14/17
16	Julius Randle vs. LSU	3/14/14
16	Julius Randle vs. UNC ASHEVILLE	11/8/13
16	Nerlens Noel vs. BAYLOR	12/1/12
16	Anthony Davis vs. Kansas	4/2/12
16	Anthony Davis vs. LITTLE ROCK	1/3/12

SEC: 17, Keldon Johnson vs. AUBURN, 2/23/19
 Postseason: 18, Bam Adebayo vs. NKU, 3/17/17
 SEC Tourney: 16, Julius Randle vs. LSU, 3/14/14
 NCAA Tourney: 18, Bam Adebayo, vs. NKU, 3/17/17
 Rupp Arena: 19, Nick Richards vs. SOUTHERN ILLINOIS, 11/9/18
 On the Road: 17, Terrence Jones at Washington, 11/23/10
 SEC Road: 15, Bam Adebayo at Missouri, 2/21/17
 Ranked Opp.: 19, Michael Kidd-Gilchrist vs. LOUISVILLE, 12/31/11
 Freshman: 19, Michael Kidd-Gilchrist vs. LOUISVILLE, 12/31/11
 Sophomore: 19, Nick Richards vs. SOUTHERN ILLINOIS, 11/9/18
 Junior: 18, Patrick Patterson vs. RIDER, 11/21/09
 Senior: 14, Josh Harrellson at Arkansas, 2/23/11
 Opener: 16, Julius Randle vs. UNC ASHEVILLE, 11/8/13
 SEC Opener: 13, Lance Ware at Mississippi State, 1/2/21
 *In some cases, the most recent occurrence is listed

MOST OFFENSIVE REBOUNDS

Rebs	Player vs. Opponent	Date
9	Nick Richards vs. SOUTHERN ILLINOIS	11/9/18
9	Willie Cauley-Stein vs. ARKANSAS	2/27/14
9	DeMarcus Cousins vs. OLE MISS	2/2/10
9	Patrick Patterson vs. RIDER	11/21/09
8	Bam Adebayo vs. UT MARTIN	11/25/16
8	Dakari Johnson vs. GRAND CANYON	11/14/14
8	DeMarcus Cousins vs. VANDERBILT	1/30/10
8	Patrick Patterson at Indiana	12/12/09
8	DeMarcus Cousins vs. SAM HOUSTON STATE	11/19/09

MOST DEFENSIVE REBOUNDS

Rebs	Player vs. Opponent	Date
15	Terrence Jones vs. Notre Dame	12/8/10
14	Keldon Johnson vs. AUBURN	2/23/19
14	DeMarcus Cousins vs. LOUISVILLE	1/2/10
13	Anthony Davis vs. LSU	3/9/12
13	Michael Kidd-Gilchrist vs. LOUISVILLE	12/31/11
13	Anthony Davis vs. CHATTANOOGA	12/17/11
13	Terrence Jones vs. Washington	11/23/10
12	Immanuel Quickley vs. AUBURN	2/29/20
12	Jarred Vanderbilt vs. MISSOURI	2/24/18
12	Bam Adebayo vs. Northern Kentucky	3/17/17
12	Karl-Anthony Towns vs. GEORGIA	2/3/15
12	Julius Randle vs. Kansas State	3/21/14
12	Anthony Davis vs. Kansas	4/2/12
12	Anthony Davis vs. Louisville	3/31/12
12	Anthony Davis vs. LITTLE ROCK	1/3/12

MOST ASSISTS

Assts.	Player vs. Opponent	Date
26	John Wall vs. HARTFORD	12/29/09
14	Tyler Ulis vs. LSU	3/5/16
14	John Wall vs. UNC Asheville	11/30/09
14	Ashton Hagans vs. UAB	11/29/19
12	Ashton Hagans vs. Tennessee	3/16/19
12	De'Aaron Fox vs. STEPHEN F. AUSTIN	11/11/16
12	Tyler Ulis at South Carolina	2/13/16
12	Ashton Hagans vs. FAIRLEIGH DICKINSON	12/7/19
11	Isaiah Briscoe at Ole Miss	12/29/16
11	De'Aaron Fox vs. CLEVELAND STATE	11/23/16
11	Tyler Ulis at Florida	3/1/16
11	Tyler Ulis at Texas A&M	2/20/16
11	Tyler Ulis vs. FLORIDA	2/6/16
11	John Wall vs. East Tennessee State	3/18/10
11	John Wall vs. RIDER	11/21/09

SEC: 14, Tyler Ulis vs. LSU, 3/5/16
 Postseason: 12, Ashton Hagans vs. Tennessee, 3/16/19
 SEC Tourney: 12, Ashton Hagans vs. Tennessee, 3/16/19
 NCAA Tourney: 12, John Wall vs. ETSU, 3/18/10
 Rupp Arena: 16, John Wall vs. HARTFORD, 12/29/09
 On the Road: 12, Tyler Ulis, at South Carolina, 2/13/16
 SEC Road: 12, Tyler Ulis, at South Carolina, 2/13/16
 Ranked Opp.: 12, Ashton Hagans vs. Tennessee, 3/16/19
 Freshman: 16, John Wall vs. HARTFORD, 12/29/09
 Sophomore: 14, Tyler Ulis vs. LSU, 3/5/16
 Junior: 9, DeAndre Liggins vs. WINTHROP, 12/22/10
 Senior: 10, Julius Mays vs. LAFAYETTE, 11/16/12
 Opener: 12, De'Aaron Fox vs. SFA, 11/11/16
 SEC Opener: 11, Isaiah Briscoe at Ole Miss, 12/29/16

MOST POINTS/REBOUNDS/ASSISTS

P/R/A	Player vs. Opponent	Date
49 (47/0/2)	Malik Monk vs. UNC	12/17/16
47 (27/17/3)	Terrence Jones vs. Notre Dame	12/8/10
46 (29/13/4)	PJ Washington vs. Seton Hall	12/8/18
46 (39/3/4)	De'Aaron Fox vs. UCLA	3/24/17
45 (29/13/3)	Terrence Jones vs. Oklahoma	11/22/10
45 (27/18/0)	DeMarcus Cousins vs. SAM HOUSTON STATE	11/19/09
44 (24/19/1)	Michael Kidd-Gilchrist vs. LOUISVILLE	12/31/11
43 (33/9/2)	Jamal Murray at Vanderbilt	2/27/16
43 (35/8/0)	Terrence Jones vs. AUBURN	1/11/11

MOST MINUTES WITHOUT A TURNOVER

Mins.	Player vs. Opponent	Date
44	Reid Travis vs. Auburn	3/3/19
44	Darius Miller at Arkansas	2/23/11
41	Aaron Harrison vs. LSU	2/22/14
40	Tyler Ulis vs. Duke	11/17/15
40	Aaron Harrison vs. OLE MISS	1/6/15
40	Alex Poythress vs. MISSOURI	2/23/13
39	Nick Richards at Texas Tech	1/25/20
39	Nerlens Noel vs. TEXAS A&M	1/12/13
39	Ryan Harrow at Louisville	12/29/12
39	Anthony Davis vs. ALABAMA	1/21/12
39	Michael Kidd-Gilchrist vs. LOUISVILLE	12/31/11

MOST BLOCKED SHOTS

Bks.	Player vs. Opponent	Date
12	Nerlens Noel at Ole Miss	1/29/13
9	Willie Cauley-Stein vs. BOISE STATE	12/10/13
9	Willie Cauley-Stein vs. Providence	12/1/13
8	Isaiah Jackson vs. Kansas	12/1/20
8	Nerlens Noel at Alabama	1/22/13
8	Anthony Davis at South Carolina	2/4/12
8	Anthony Davis vs. ST. JOHN'S	12/1/11
7	Isaiah Jackson vs. ALABAMA	1/12/21
7	Nick Richards vs. LAMAR	11/24/19
7	Karl-Anthony Towns vs. VANDERBILT	1/20/15
7	Willie Cauley-Stein vs. EAST MICHIGAN	11/27/13
7	Willie Cauley-Stein vs. MISSOURI	2/23/13
7	Nerlens Noel at Auburn	1/19/13
7	Nerlens Noel vs. TEXAS A&M	1/12/13
7	Nerlens Noel vs. LIPSCOMB	12/15/12
7	Nerlens Noel vs. PORTLAND	12/8/12
7	Anthony Davis vs. Western Kentucky	3/15/12
7	Anthony Davis at Vanderbilt	2/11/12
7	Anthony Davis vs. TENNESSEE	1/31/12
7	Anthony Davis vs. ARKANSAS	1/17/12
7	Anthony Davis vs. SOUTH CAROLINA	1/7/12
7	Anthony Davis vs. Kansas	11/15/11

SEC: 12, Nerlens Noel at Ole Miss, 1/29/13
 Postseason: 7, A. Davis vs. Western Kentucky, 3/15/12
 SEC Tourney: 6, Anthony Davis vs. LSU, 3/11/12
 NCAA Tourney: 7, A. Davis vs. Western Kentucky, 3/15/12
 Rupp Arena: 9, Willie Cauley-Stein vs. BOISE STATE, 12/10/13
 On the Road: 12, Nerlens Noel at Ole Miss, 1/29/13
 SEC Road: 12, Nerlens Noel at Ole Miss, 1/29/13
 Ranked Opp.: 12, Nerlens Noel at Ole Miss, 1/29/13
 Freshman: 12, Nerlens Noel at Ole Miss, 1/29/13
 Sophomore: 9, Willie Cauley-Stein vs. BOISE STATE, 12/10/13
 Junior: 7, Nick Richards vs. LAMAR, 11/24/19
 Senior: 6, Josh Harrellson vs. PENN., 1/3/11
 Opener: 5, Anthony Davis vs. MARIST, 11/11/11
 SEC Opener: 7, Anthony Davis vs. SOUTH CAROLINA, 1/7/12
 *In some cases, the most recent occurrence is listed

MOST STEALS

Stls.	Player vs. Opponent	Date
8	Ashton Hagans vs. North Carolina	12/22/18
6	Tyler Ulis vs. OLE MISS	1/2/16
6	Willie Cauley-Stein vs. GEORGIA	1/25/14
6	Nerlens Noel vs. BAYLOR	12/1/12
6	John Wall vs. UConn	12/9/09
6	John Wall vs. UNC Asheville	11/30/09
5	Ashton Hagans vs. TEXAS A&M	1/8/19
5	Tyler Herro vs. MONMOUTH	11/28/18
5	Tyler Herro vs. NORTH DAKOTA	11/14/18
5	Shai Gilgeous-Alexander vs. Davidson	3/15/18
5	Malik Monk vs. UCLA	12/3/16
5	Aaron Harrison vs. ARKANSAS	2/28/15
5	Willie Cauley-Stein vs. Texas	12/5/14
5	DeAndre Liggins vs. TENNESSEE	2/8/11
5	Darius Miller at Portland	11/19/10

SEC: 6, Tyler Ulis vs. OLE MISS, 1/2/16
 Postseason: 5, Shai Gilgeous-Alexander vs. Davidson, 3/15/18
 SEC Tourney: 5, John Wall vs. Mississippi State, 3/14/10
 NCAA Tourney: 5, Shai Gilgeous-Alexander vs. Davidson, 3/15/18
 Rupp Arena: 6, Tyler Ulis vs. OLE MISS, 1/2/16
 On the Road: 5, Darius Miller at Portland, 11/19/10
 SEC Road: 4, Ashton Hagans at Georgia, 1/7/20
 Ranked Opp.: 8, Ashton Hagans vs. North Carolina, 12/22/18
 Freshman: 8, Ashton Hagans vs. North Carolina, 12/22/18
 Sophomore: 6, Tyler Ulis vs. OLE MISS, 1/2/16
 Junior: 5, Willie Cauley-Stein vs. TEXAS, 12/5/14
 Senior: 4, Dominique Hawkins vs. Arkansas, 3/12/17
 Opener: 4, Knox/Gilgeous-Alexander vs. UTAH VALLEY, 11/10/17
 SEC Opener: 6, Tyler Ulis vs. OLE MISS, 1/2/16
 *In some cases, the most recent occurrence is listed



TEAM GAME RECORDS CAL ERA

MOST FIELD GOALS

FGs.	Opponent	Date
46	MARIST	11/11/11
44	vs. Arizona State	11/28/16
44	AUBURN	2/21/15
42	UIC	11/26/17
42	LIU BROOKLYN	11/23/12
41	UT MARTIN	11/25/16
41	HARTFORD	12/29/09
40	vs. North Carolina	12/17/16
40	LAFAYETTE	11/16/12
38	CLEVELAND STATE	11/23/16
38	LSU	3/5/16
38	vs. Wake Forest	3/20/10

FEWEST FIELD GOALS

FGs.	Opponent	Date
14	at Tennessee	3/2/19
14	at South Carolina	3/1/14
16	vs. Kansas State	3/22/18
16	ALABAMA	3/4/14
17	GEORGIA	12/31/17
17	LOUISVILLE	12/31/11
17	at Auburn	2/12/14
18	vs. LSU	3/9/12
18	vs. Vanderbilt	3/15/13
18	vs. Florida	3/16/14
18	vs. UConn	4/7/14
18	at Texas A&M	1/10/15
18	at South Carolina	1/24/15

MOST FIELD-GOAL ATTEMPTS

FGs.	Opponent	Date
84	vs. Arizona State	11/28/16
80	UCLA	12/3/16
77	at Mississippi State	1/2/21
77	ARKANSAS	1/23/10
76	ARKANSAS	2/27/14
75	MARIST	11/11/11
74	at Ole Miss	12/29/16
74	vs. North Carolina	12/17/16
74	UT MARTIN	11/25/16

FEWEST FIELD-GOAL ATTEMPTS

FGs.	Opponent	Date
39	at South Carolina	1/24/15
40	at Robert Morris	3/19/13
41	ALABAMA	1/31/15
41	TENNESSEE	1/31/12
42	ARKANSAS	2/26/19
42	at Missouri	2/19/19
42	vs. Kansas State	3/22/18
42	vs. Alabama	3/10/18
42	FLORIDA	2/15/14
42	vs. Providence	12/1/13
42	vs. LSU	3/9/12
42	vs. Cleveland State	11/24/09

MOST FREE THROWS

FTs.	Opponent	Date
35	vs. Indiana	3/23/12
33	at South Carolina	3/1/14
32	LOUISVILLE	12/31/11
31	MISSISSIPPI STATE	2/4/20
31	UTAH VALLEY	11/18/19
31	MOREHEAD STATE	11/21/12
31	INDIANA	12/11/10
30	vs. Auburn	3/14/15
30	UNC ASHEVILLE	11/8/13
30	vs. Baylor	3/25/12

FEWEST FREE THROWS

FTs.	Opponent	Date
3	at Mississippi State	1/2/21
3	East Tennessee State	11/17/17
4	NOTRE DAME	12/12/20
4	vs. UConn	4/2/11
4	VANDERBILT	1/23/16

5	vs. Georgia	3/9/18
6	vs. Michigan	3/30/14
6	at Florida	2/12/13
6	at Alabama	1/22/13
6	vs. Princeton	3/17/11

MOST FREE-THROW ATTEMPTS

FTs.	Opponent	Date
48	UNC ASHEVILLE	11/8/13
46	ILLINOIS STATE	11/30/15
44	vs. Baylor	3/25/12
44	INDIANA	12/11/10
43	at North Carolina	12/14/13
43	LOUISVILLE	12/31/11
42	at South Carolina	3/1/14
41	vs. TENNESSEE STATE	11/23/18
41	vs. LSU	3/14/14
41	MOREHEAD STATE	11/21/12

FEWEST FREE-THROW ATTEMPTS

FTs.	Opponent	Date
6	NOTRE DAME	12/12/20
6	VANDERBILT	1/23/16
8	at Mississippi State	1/2/21
10	FLORIDA	2/22/20
10	vs. Georgia	3/9/18
10	vs. Wisconsin	4/4/15

MOST 3-POINTERS

3s.	Opponent	Date
15	GEORGIA	3/1/12
15	vs. ETSU	3/18/10
14	ARKANSAS	2/9/21
14	HARTFORD	12/29/09
13	TEXAS A&M	1/3/17
13	vs. Alabama	3/11/16
13	ETSU	11/12/10
12	UTAH	12/15/18
12	FLORIDA	2/6/16
12	vs. UCLA	12/20/14
12	CHATTANOOGA	12/17/11
12	vs. North Carolina	3/27/11
12	WINTHROP	12/22/10
12	VANDERBILT	1/30/10

FEWEST 3-POINTERS

3s.	Opponent	Date
0	RICHMOND	11/29/20
0	vs. Davidson	3/15/18
1	at Georgia	1/20/21
1	MISSISSIPPI STATE	2/4/20
1	GEORGIA	1/21/20
1	UTAH VALLEY	11/18/19
1	at South Carolina	1/16/18
1	at Vanderbilt	1/10/17
1	Texas	12/5/14
1	LSU	2/22/14
1	vs. LSU	3/9/12
1	Tennessee	1/31/12
1	vs. Alabama	3/12/10

MOST 3-POINT ATTEMPTS

3s.	Opponent	Date
33	CHATTANOOGA	12/17/11
33	vs. ETSU	3/18/10
33	ARKANSAS	1/23/10
32	vs. West Virginia	3/27/10
28	vs. Arizona State	11/28/16
28	at Texas A&M	1/10/15
28	ALABAMA	3/4/14
28	vs. Vanderbilt	3/11/12
28	HARTFORD	12/29/09
27	GEORGIA	3/1/12
27	vs. UConn	4/2/11

FEWEST 3-POINT ATTEMPTS

3s.	Opponent	Date
5	vs. Wisconsin	4/4/15
5	vs. Wisconsin	4/5/14

5	at Tennessee	1/14/12
6	vs. Davidson	3/15/18
6	FLORIDA	3/7/15
6	Vanderbilt	1/20/15
7	FLORIDA	3/10/19
7	at Missouri	1/29/15
7	PROVIDENCE	11/30/14
7	vs. Louisville	3/31/12
7	at Indiana	12/10/11

MOST REBOUNDS

Rebs.	Opponent	Date
59	vs. Arizona State	11/28/16
59	ARKANSAS	1/23/10
57	LOUISVILLE	12/31/11
56	ROBERT MORRIS	11/17/13
54	RICHMOND	11/29/20
54	EASTERN KENTUCKY	11/8/19
54	NJIT	11/14/15

FEWEST REBOUNDS

Rebs.	Opponent	Date
21	ALABAMA	1/31/15
21	at Tennessee	2/16/13
22	vs. Wisconsin	4/4/15
23	UTAH	12/15/18
24	GEORGIA	2/3/15
24	NORTH CAROLINA	12/13/14
24	TENNESSEE	1/18/14
25	vs. Ohio State	12/21/19
25	vs. Baylor	12/6/13
25	at Robert Morris	3/19/13

MOST OFFENSIVE REBOUNDS

Rebs.	Opponent	Date
26	ARKANSAS	2/27/14
24	GRAND CANYON	11/14/14
24	vs. West Virginia	3/27/10
22	NJIT	11/14/15
22	at Auburn	2/2/14
22	ARKANSAS	1/23/10
21	RICHMOND	11/29/20
21	SOUTH CAROLINA	2/5/19
21	at West Virginia	1/27/18
21	VALPARAISO	12/7/16
21	COLUMBIA	12/10/14
21	at South Carolina	3/1/14
21	BAYLOR	12/1/12
21	at Indiana	12/12/09

FEWEST OFFENSIVE REBOUNDS

Rebs.	Opponent	Date
1	vs. Alabama	3/10/18
3	at South Carolina	1/24/14
4	at Ole Miss	3/5/19
5	VANDERBILT	1/5/21
5	vs. Michigan State	11/5/19
5	GEORGIA	2/3/15
5	ALABAMA	1/31/15
5	MISSISSIPPI STATE	2/15/11
5	GEORGIA	1/29/11

MOST DEFENSIVE REBOUNDS

Rebs.	Opponent	Date
42	EASTERN KENTUCKY	11/8/19
39	vs. Arizona State	11/28/16
39	ROBERT MORRIS	11/17/13
39	EASTERN MICHIGAN	1/2/13
38	TROY	11/20/17
38	vs. Hampton	3/19/15
38	EASTERN KENTUCKY	12/7/14
38	vs. Cleveland State	11/24/09
37	at Texas A&M	1/10/15
37	LOUISVILLE	12/31/11
37	ARKANSAS	1/23/10

FEWEST DEFENSIVE REBOUNDS

Rebs.	Opponent	Date
9	at Tennessee	2/16/13

13	NORTH CAROLINA	12/13/14
15	vs. Baylor	12/6/13
15	at Alabama	1/18/11
16	at Florida	3/7/20
16	TENNESSEE	3/3/20
16	vs. Ohio State	12/21/19
16	UTAH	12/15/18
16	vs. Wisconsin	4/4/15
16	ALABAMA	1/31/15
16	TEXAS A&M	1/12/13
16	at Auburn	1/11/12
16	vs. UConn	11/24/10

MOST ASSISTS

Assts.	Opponent	Date
33	vs. Arizona State	11/28/16
30	HARTFORD	12/29/09
28	LIU BROOKLYN	11/23/12
28	vs. UNC Asheville	11/30/09
25	CLEVELAND STATE	11/23/16
25	AUBURN	2/21/15
25	vs. UCLA	12/20/14
24	vs. North Carolina	12/22/18
24	at Ole Miss	12/29/16
24	UT MARTIN	11/25/16
24	BOSTON	11/21/14
24	MARIST	11/11/11
24	vs. ETSU	3/18/10

FEWEST ASSISTS

Assts.	Opponent	Date
5	RICHMOND	11/29/20
5	LSU	2/22/14
6	at Louisville	12/26/20
6	EVANSVILLE	11/12/19
6	vs. Kansas State	3/22/18
6	at Florida	3/3/18
6	VANDERBILT	3/1/11

MOST TURNOVERS

TOs.	Opponent	Date
24	MOREHEAD STATE	11/13/09
23	SAM HOUSTON STATE	11/19/09
22	ETSU	11/17/17
21	vs. Georgia Tech	12/6/20
21	RICHMOND	11/29/20
21	LOUISVILLE	12/31/11
21	vs. Old Dominion	11/20/11
21	NORTH CAROLINA	12/5/09
20	at Texas Tech	1/25/20
20	EASTERN MICHIGAN	11/27/13
20	ALBANY	11/13/15
20	vs. Cleveland State	11/24/09

FEWEST TURNOVERS

TOs.	Opponent	Date
2	VANDERBILT	1/5/21
3	at Georgia	3/3/15
3	at South Carolina	2/4/12
4	ALABAMA	2/23/16
4	COLUMBIA	12/10/14
4	vs. Wisconsin	4/5/14
4	PORTLAND	11/26/11
5	vs. Georgia	3/9/18
5	vs. Georgia	3/12/16
5	at Vanderbilt	2/27/16
5	ALABAMA	1/31/15

MOST BLOCKS

Blks.	Opponent	Date
18	ST. JOHN'S	12/1/11
15	vs. Stony Brook	3/17/16
14	at Georgia	3/3/10
13	vs. LAMAR	11/24/19
13	vs. UCLA	12/20/14
13	at Ole Miss	1/29/13
13	ARKANSAS	1/17/12
13	vs. Kansas	11/15/11
13	MARIST	11/11/11

TEAM GAME RECORDS CAL ERA

FEWEST BLOCKS

Blks.	Opponent	Date
0	at Florida	3/7/20
1	vs. Georgia Tech	12/6/20
1	vs. Wofford	3/23/19
1	vs. Abilene Christian	3/21/19
1	LSU	2/12/19
1	SOUTH CAROLINA	2/5/19
1	at Alabama	1/5/19
1	vs. Georgia	3/9/18
1	at Vanderbilt	1/10/17
1	vs. Alabama	3/11/16
1	at LSU	1/5/16
1	WRIGHT STATE	11/20/15
1	ALABAMA	1/31/15
1	at Missouri	1/29/15
1	vs. Wisconsin	4/5/14
1	at Florida	3/8/14

MOST STEALS

Stls.	Opponent	Date
15	LAFAYETTE	11/16/12
13	OLE MISS	1/2/16
13	vs. UConn	12/9/09
12	vs. North Carolina	12/22/18
12	NORTH DAKOTA	11/14/18
12	STEPHEN F. AUSTIN	11/11/16
12	BOSTON	11/24/15
12	NORTH CAROLINA	12/13/14
12	PROVIDENCE	11/30/14
12	LIPSCOMB	12/15/12
12	PORTLAND	11/26/11
12	vs. Cornell	3/25/10
12	GEORGIA	1/9/10
12	vs. UNC Asheville	11/30/09

FEWEST STEALS

Stls.	Opponent	Date
0	at Auburn	2/1/20
0	vs. Baylor	12/6/13
1	ARKANSAS	2/9/21
1	vs. Duke	11/7/18
1	at West Virginia	1/27/18
1	vs. Michigan State	11/12/13
1	at Robert Morris	3/19/13
1	vs. West Virginia	3/19/11
1	FLORIDA	2/26/11

MOST PERSONAL FOULS

Fls.	Opponent	Date
33	at Kansas	1/30/16
32	at South Carolina	1/16/18
31	at Arkansas	1/14/14
31	at North Carolina	12/14/13
30	vs. North Carolina	12/19/20
29	at Auburn	2/1/20
29	at Missouri	2/3/18
29	at South Carolina	3/1/14
28	VANDERBILT	1/30/10

FEWEST PERSONAL FOULS

Fls.	Opponent	Date
7	HARTFORD	12/29/09
8	MONTANA STATE	11/23/14
8	LAFAYETTE	11/16/12
8	vs. Florida	3/10/12
8	vs. Princeton	3/17/11
8	WINTHROP	12/22/10
8	DREXEL	12/21/09
8	vs. UNC Asheville	11/30/09

HIGHEST FIELD-GOAL %

Pct.	Opponent	Date
.677	LIU BROOKLYN	11/23/12
.667	UIC	11/26/17
.647	AUBURN	2/21/15
.645	LAFAYETTE	11/16/12
.643	vs. Alabama	3/10/18

.643	vs. Providence	12/1/13
.614	SOUTH CAROLINA	2/5/13
.613	MARIST	11/11/11
.603	vs. Wake Forest	3/20/10
.603	HARTFORD	12/29/09

LOWEST FIELD-GOAL %

Pct.	Opponent	Date
.269	at South Carolina	3/1/14
.281	at Texas A&M	1/10/15
.296	BAYLOR	12/1/12
.298	LOUISVILLE	12/31/11
.309	at Auburn	2/12/14
.313	at Missouri	2/3/18
.318	at Tennessee	3/2/19
.315	GEORGIA	12/31/17
.327	ALABAMA	3/4/14
.339	vs. UConn	4/2/11

HIGHEST FREE-THROW %

Pct.	Opponent	Date
1.000	FLORIDA	2/22/20
1.000	FLORIDA	2/7/12
1.000	AUSTIN PEAY	12/19/09
.958	TENNESSEE	1/18/14
.955	at Florida	2/7/15
.946	vs. Indiana	3/23/12
.923	at Florida	1/9/21
.923	at Mississippi State	2/25/15
.913	TEXAS A&M	1/8/19
.912	UTAH VALLEY	11/18/19

LOWEST FREE-THROW %

Pct.	Opponent	Date
.200	ETSU	11/17/17
.333	vs. UConn	4/2/11
.391	ETSU	11/12/10
.412	vs. Wake Forest	3/20/10
.435	at Vanderbilt	2/27/16
.471	at Texas A&M	2/10/18
.471	PROVIDENCE	11/30/14
.478	at Louisville	12/29/12

HIGHEST 3-POINT %

Pct.	Opponent	Date
.700	at Florida	3/1/16
.692	DREXEL	12/21/09
.667	vs. Alabama	3/10/18
.667	AUSTIN PEAY	12/19/09
.636	vs. Michigan	3/30/14
.625	MISSOURI	2/24/18
.625	BOSTON	11/30/10
.615	at Florida	3/7/20
.600	ALABAMA	1/11/20
.600	FLORIDA	2/6/16
.600	FLORIDA	2/7/12

LOWEST 3-POINT %

Pct.	Opponent	Date
.000	RICHMOND	11/29/20
.000	vs. Davidson	3/15/18
.077	at Georgia	1/20/21
.077	vs. Alabama	3/12/10
.083	UTAH VALLEY	11/18/19
.083	TEXAS	12/5/14
.091	OLE MISS	2/15/20
.091	at South Carolina	1/16/18
.091	at Tennessee	2/27/10
.100	MISSISSIPPI STATE	2/4/20
.100	at Missouri	2/3/18
.100	TENNESSEE	1/31/12

HIGHEST REBOUND MARGIN

Margin	Opponent	Date
+31	NJIT	11/14/15
+30	NORTH DAKOTA	11/14/18
+30	GRAND CANYON	11/14/14
+29	EASTERN KENTUCKY	11/8/19
+29	SOUTHERN ILLINOIS	11/9/18
+28	NORTHERN KENTUCKY	11/10/13
+27	vs. Abilene Christian	3/21/19
+27	vs. Little Rock	1/3/12
+26	vs. Arizona State	11/28/16
+26	LOUISVILLE	12/31/11

LOWEST REBOUND MARGIN

Margin	Opponent	Date
-25	at Florida	2/4/17
-18	at Tennessee	2/16/13
-16	vs. Baylor	12/6/13
-16	vs. Maryland	11/9/12
-15	TENNESSEE	1/18/14
-14	at Auburn	2/1/20
-14	at LSU	1/5/16
-13	VANDERBILT	1/5/21
-12	at LSU	2/18/20
-12	vs. Wisconsin	4/4/15
-12	GEORGIA	2/3/15
-12	at South Carolina	1/24/14
-12	vs. Alabama	3/12/10

VICTORY MARGINS

Margin (Score)	Opponent	Date
+58 (86-28)	MONTANA STATE	11/13/14
+52 (101-49)	LAFAYETTE	11/16/12
+50 (108-58)	MARIST	11/11/11
+49 (86-37)	MISSOURI	1/13/15
+48 (92-44)	UT ARLINGTON	11/25/14
+48 (88-40)	RADFORD	11/23/11
+46 (90-44)	MONMOUTH	11/28/18
+46 (115-69)	vs. Arizona State	11/28/16
+44 (88-44)	DREXEL	12/21/09
+43 (104-61)	HARTFORD	12/29/09

VICTORY MARGIN IN RUPP ARENA

Margin (Score)	Opponent	Date
+58 (86-28)	MONTANA STATE	11/13/14
+52 (101-49)	LAFAYETTE	11/16/12
+50 (108-58)	MARIST	11/11/11
+49 (86-37)	MISSOURI	1/13/15
+48 (92-44)	UT ARLINGTON	11/25/14
+48 (88-40)	RADFORD	11/23/11
+46 (90-44)	MONMOUTH	11/28/18
+44 (88-44)	DREXEL	12/21/09
+43 (104-61)	HARTFORD	12/29/09
+42 (91-49)	EASTERN KENTUCKY	11/8/19
+42 (100-58)	TEXAS A&M	1/3/17

VICTORY MARGIN IN SEC PLAY

Margin (Score)	Opponent	Date
+49 (86-37)	MISSOURI	1/13/15
+42 (100-58)	TEXAS A&M	1/3/17
+38 (82-44)	LSU	1/15/11
+35 (87-52)	at Vanderbilt	1/29/19
+35 (110-75)	AUBURN	2/21/15
+34 (82-48)	GEORGIA	2/9/16
+34 (88-54)	MISSOURI	1/27/16
+34 (77-43)	SOUTH CAROLINA	2/14/15
+34 (86-52)	at South Carolina	2/4/12
+31 (90-59)	SOUTH CAROLINA	2/19/11
+31 (101-70)	ARKANSAS	1/23/10

VICTORY MARGIN ON THE ROAD

Margin (Score)	Opponent	Date
+35 (87-52)	at Vanderbilt	1/29/19
+34 (86-52)	at South Carolina	2/4/12
+31 (79-48)	at Portland	11/19/10
+27 (89-62)	at South Carolina	2/13/16
+26 (81-55)	at LSU	2/6/10
+24 (74-50)	at LSU	1/28/12

+23 (99-76)	at Ole Miss	12/29/16
+22 (70-48)	at Alabama	1/17/15
+22 (75-53)	at Auburn	1/19/13
+20 (69-49)	at Georgia	1/15/19

VICTORY MARGIN AT A NEUTRAL SITE

Margin (Score)	Opponent	Date
+46 (115-69)	vs. Arizona State	11/28/16
+39 (78-39)	vs. West Virginia	3/26/15
+39 (83-44)	vs. UCLA	12/20/14
+38 (85-47)	vs. Penn State	11/19/11
+35 (79-44)	vs. Abilene Christian	3/21/19
+32 (72-40)	vs. Kansas	11/18/14
+30 (90-60)	vs. Wake Forest	3/20/10
+29 (100-71)	vs. ETSU	3/18/10
+29 (74-45)	vs. Tennessee	3/13/10
+28 (85-57)	vs. Stony Brook	3/17/16
+26 (85-59)	vs. Alabama	3/11/16

VICTORY MARGIN ON THE ROAD IN THE SEC

Margin (Score)	Opponent	Date
+35 (87-52)	at Vanderbilt	1/29/19
+34 (86-52)	at South Carolina	2/4/12
+27 (89-62)	at South Carolina	2/13/16
+26 (81-55)	at LSU	2/6/10
+24 (74-50)	at LSU	1/28/12
+23 (99-76)	at Ole Miss	12/29/16
+22 (70-48)	at Alabama	1/17/15
+22 (75-53)	at Auburn	1/19/13
+20 (69-49)	at Georgia	1/15/19
+18 (76-58)	at Florida	1/9/21
+18 (74-56)	at Mississippi State	2/25/15
+18 (66-48)	at Tennessee	2/17/15

VICTORY MARGIN IN THE SEC TOURNAMENT


Margin (Score)	Opponent	Date
+29 (74-45)	vs. Tennessee	3/13/10
+26 (85-59)	vs. Alabama	3/11/16
+24 (91-67)	vs. Auburn	3/14/15
+23 (86-63)	vs. Alabama	3/10/18
+18 (73-55)	vs. Alabama	3/15/19
+18 (85-67)	vs. LSU	3/14/14
+17 (82-65)	vs. Arkansas	3/12/17
+16 (70-54)	vs. Florida	3/13/11
+15 (78-63)	vs. Arkansas	3/15/15
+15 (64-49)	vs. Florida	3/13/15

VICTORY MARGIN IN THE NCAA TOURNAMENT

Margin (Score)	Opponent	Date
+39 (78-39)	vs. West Virginia	3/26/15
+35 (79-44)	vs. Abilene Christian	3/21/19
+30 (90-60)	vs. Wake Forest	3/20/10
+29 (100-71)	vs. ETSU	3/18/10
+28 (85-57)	vs. Stony Brook	3/17/16
+23 (79-56)	vs. Hampton	3/19/15
+20 (95-75)	vs. Buffalo	3/17/18
+17 (62-45)	vs. Cornell	3/25/10
+16 (87-71)	vs. Iowa State	3/17/12
+15 (81-66)	vs. Western Kentucky	3/15/12
+13 (64-51)	vs. Cincinnati	3/21/15



KENTUCKY X NBA



BAM ADEBAYO
MIAMI HEAT
DRAFTED: 2017 / Rd. 1, Pk. 34 (Miami)
#200-#11 NBA STATS

PPG	RPG	BPG	APG
19.5	9.3	1.0	5.2

CAREER	PPG	RPG	APG
	11.4	7.8	3.1

NBA NOTES Scored a career-high 41 points with nine assists and five boards vs. Brooklyn on Jan. 23




ERIC BLEDSOE
NEW ORLEANS PELICANS
DRAFTED: 2010 / Rd. 1, Pk. 19 (Kent.)
#200-#11 NBA STATS

PPG	APG	RPG	SPG
13.0	3.6	3.6	0.6

CAREER	PPG	APG	SPG
	14.1	4.0	1.4

NBA NOTES Scored a season-high 28 points against the Timberwolves on Jan. 23




DEVIN BOOKER
PHOENIX SUNS
DRAFTED: 2010 / Rd. 1, Pk. 13 (Kent.)
#200-#11 NBA STATS

PPG	RPG	APG	FG%
24.5	3.8	4.3	49.4

CAREER	PPG	APG	FG%
	22.6	3.6	45.1

NBA NOTES Has scored 30 or more in three of his last four games



WILLIE CAULEY-STEIN
DALLAS MAVERICKS
DRAFTED: 2015 / Rd. 1, Pk. 8 (Secrest/Kent.)
#200-#11 NBA STATS

PPG	RPG	BPG	FG%
5.9	4.6	0.7	62.6

CAREER	PPG	RPG	FG%
	9.4	6.2	54.2

NBA NOTES Season-high 14 points and nine boards against Phoenix on Jan. 30




HAMIDOU DIALLO
OKLAHOMA CITY THUNDER
DRAFTED: 2018 / Rd. 1, Pk. 45 (Brooklyn)
#200-#11 NBA STATS

PPG	RPG	SPG	FG%
12.5	5.5	1.1	48.8

CAREER	PPG	RPG	FG%
	6.8	3.3	46.3

NBA NOTES Scored in double figures in a career-long 12 straight games from Jan. 22-Feb. 12



SHA GILGEOUS-ALEXANDER
OKLAHOMA CITY THUNDER
DRAFTED: 2018 / Rd. 1, Pk. 11 (Elizabethtown)
#200-#11 NBA STATS

PPG	RPG	APG	SPG
22.6	5.5	6.5	0.9

CAREER	PPG	RPG	APG
	15.6	4.4	3.7

NBA NOTES Has scored 20 or more in 15 of 21 games while leading the team in points and assists

31 Players on a 2020-21 NBA opening-day roster, five more than the next-closest school (Duke)

52 Total players have earned selection in the NBA Draft during John Calipari's career at Kentucky, Memphis and UMass

41 Players during Calipari's 10 seasons at UK have been selected in the NBA Draft, the most of any coach in that time period

31 First-round selections during Calipari's tenure at Kentucky, including 21 lottery selections

3 Wildcats have been selected No. 1 overall in the Calipari era at UK (John Wall, Anthony Davis and Karl-Anthony Towns)

3 Billion dollars Calipari's all-time players have earned in NBA contracts alone, including nearly \$2.6 billion at Kentucky

2020-21 STAT LEADERS
 Stats are through games on Feb. 14. Top 20 is the cutoff.

Points Per Game
 1. Bradley Beal (Wizards) - 32.9
 14. Devin Booker (Suns) - 24.5

Rebounds Per Game
 1. Clint Capela (Hawks) - 13.9
 9. Julius Randle (Knicks) - 11.1
 11. Enes Kanter (Trail Blazers) - 11.0
 13. Bam Adebayo (Heat) - 9.3
 19. Anthony Davis (Lakers) - 8.4

Assists Per Game
 1. James Harden (Nets) - 11.2
 13. De'Aaron Fox (Kings) - 6.8
 16. Shaq Gilgeous-Alexander (Thunder) - 6.5

Steals Per Game
 1. Jrue Holiday (Bucks) - 1.9
 11.7. Anthony Davis (Lakers) - 1.3

Blocks Per Game
 1. Myles Turner (Pacers) - 3.4
 5. Nerlens Noel (Knicks) - 2.0
 6. Anthony Davis (Lakers) - 1.8
 17. PJ Washington (Hornets) - 1.3

Field-Goal Percentage
 1. Mitchell Robinson (Knicks) - .660
 7. Enes Kanter (Trail Blazers) - .603
 17. Bam Adebayo (Heat) - .559

3-Point Field-Goal Percentage
 1. Jeremy Lamb (Pacers) - .509
 2. Malik Monk (Hornets) - .500

Free-Throw Percentage
 1. Chris Paul (Suns) - .971
 3. Immanuel Quickley (Knicks) - .942

Minutes Per Game
 1. James Harden (Nets) - 37.8
 2. Julius Randle (Knicks) - 36.6
 11.5. Devin Booker (Suns) - 35.2

Double-Doubles
 1. Nikola Jokic (Nuggets) - 25
 15. Julius Randle (Knicks) - 18
 11. Enes Kanter (Trail Blazers) - 14
 14. Bam Adebayo (Heat) - 13

Triple-Doubles
 1. Luka Doncic (Mavs) - 7
 11.0. Julius Randle (Knicks) - 1

Player Efficiency Rating
 1. Joel Embiid (76ers) - 31.18
 10. Anthony Davis (Lakers) - 24.79
 17. Enes Kanter (Trail Blazers) - 23.23

BUILT DIFFERENT



DEMARCOUS COUSINS
HOUSTON ROCKETS
DRAFTED: 2010 / Rd. 1, Pk. 5 (Secrest/Kent.)
#200-#11 NBA STATS

PPG	RPG	APG	BPG
9.1	7.7	2.4	0.7

CAREER	PPG	RPG	BPG
	20.8	10.7	1.2

NBA NOTES Has produced back-to-back double-doubles and has six on the year



ANTHONY DAVIS
LOS ANGELES LAKERS
DRAFTED: 2012 / Rd. 1, Pk. 1 (New Orleans)
#200-#11 NBA STATS

PPG	RPG	BPG	PER
22.5	8.4	1.8	24.79

CAREER	PPG	RPG	BPG
	23.9	10.3	2.4

NBA NOTES Suffered an achilles injury on Feb. 14, timetable for return is unclear




DE'AARON FOX
SACRAMENTO KINGS
DRAFTED: 2017 / Rd. 1, Pk. 5 (Secrest/Kent.)
#200-#11 NBA STATS

PPG	RPG	APG	SPG
23.4	3.3	6.8	1.2

CAREER	PPG	RPG	APG
	17.0	3.4	6.2

NBA NOTES Named NBA Western Conference Player of the Week on Feb. 8



WENYEN GABRIEL
NEW ORLEANS PELICANS
2018 / 1st Year of Coll. Signed by Sacramento
#200-#11 NBA STATS

PPG	RPG	APG	MPG
0.0	1.3	0.3	3.3

CAREER	PPG	RPG	MPG
	1.9	1.7	7.4

NBA NOTES Had three rebounds and an assist in his first appearance with the Pelicans on Jan. 30



TYLER HERRO
MIAMI HEAT
DRAFTED: 2019 / Rd. 1, Pk. 13 (Miami)
#200-#11 NBA STATS

PPG	RPG	APG	FG%
16.7	5.9	4.0	44.2

CAREER	PPG	RPG	APG
	14.3	4.5	2.6

NBA NOTES Has 16 double-figure games, including two 30-plus points consecutively on Jan. 9 and 12



KELDON JOHNSON
SAN ANTONIO SPURS
DRAFTED: 2019 / Rd. 1, Pk. 29 (San Antonio)
#200-#11 NBA STATS

PPG	RPG	APG	FG%
14.5	7.0	2.3	46.8

CAREER	PPG	RPG	APG
	12.3	5.6	1.7

NBA NOTES Scored in double figures 21 times, including 29 points on Jan. 14 against the Rockets



KENTUCKY X NBA

ENES KANTER
PORTLAND TRAIL BLAZERS
(DRAFTED: 2011 / No. 1, Pick 3 (Oklahoma))
#RND-#1 NBA STATS

PPG	RPG	APG	FG%
11.6	11.0	1.1	60.3

CAREER

PPG	RPG	FG%
11.6	7.7	54.5

NBA NOTES One of 13 players in the league averaging a double-double

KEVIN KNOX
NEW YORK KNICKS
(DRAFTED: 2016 / No. 1, Pick 9 (New York))
#RND-#1 NBA STATS

PPG	RPG	APG	FG%
5.6	2.2	0.8	38.5

CAREER

PPG	RPG	FG%
9.3	3.5	36.9

NBA NOTES Scored 19 points and added five boards against Brooklyn on Jan. 13

TREY LYLES
SAN ANTONIO SPURS
(DRAFTED: 2013 / No. 1, Pick 12 (Oklahoma))
#RND-#1 NBA STATS

PPG	RPG	APG	FG%
3.5	3.1	0.5	50.0

CAREER

PPG	RPG	APG
7.3	4.2	1.0

NBA NOTES Scored a season-best 15 points to go with six boards in 26 minutes Feb. 9 vs. the Warriors

TYRESE MAXEY
PHILADELPHIA 76ERS
(DRAFTED: 2017 / No. 1, Pick 21 (Oklahoma))
#RND-#1 NBA STATS

PPG	RPG	APG	MPG
8.7	2.0	1.8	17.2

CAREER

PPG	RPG	APG
8.7	2.0	1.8

NBA NOTES In his first career NBA start, scored 39 points and added six assists on Jan. 9

DARIUS MILLER
OKLAHOMA CITY THUNDER
(DRAFTED: 2012 / No. 2, Pick 46 (New Orleans))
#RND-#1 NBA STATS

PPG	RPG	APG	FG%
3.1	1.4	0.8	43.5

CAREER

PPG	RPG	FG%
5.9	1.7	41.8

NBA NOTES Had a season-high nine points with two rebounds and assists vs. Minnesota on Feb. 5

MALIK MONK
CHARLOTTE HORNETS
(DRAFTED: 2017 / No. 1, Pick 11 (Oklahoma))
#RND-#1 NBA STATS

PPG	RPG	APG	FG%
10.5	2.3	1.8	45.0

CAREER

PPG	RPG	APG
8.7	1.9	1.7

NBA NOTES Scored a career-high 36 points with a career-high nine 3-pointers on Feb. 1 vs. Miami

MYCHAL MULDER
GOLDEN STATE WARRIORS
(DRAFTED: 2011 / No. 1, Selected by Golden State)
#RND-#1 NBA STATS

PPG	RPG	APG	MPG
3.9	1.0	0.4	10.5

CAREER

PPG	RPG	MPG
5.4	1.5	14.4

NBA NOTES 12 points with three 3-pointers and two rebounds vs. Dallas on Feb. 4

JAMAL MURRAY
DENVER NUGGETS
(DRAFTED: 2016 / No. 1, Pick 7 (Denver))
#RND-#1 NBA STATS

PPG	RPG	APG	SPG
18.5	4.0	4.4	1.0

CAREER

PPG	APG	RPG
15.8	3.7	3.6

NBA NOTES Scored a combined 142 points over three games vs. the Utah Jazz in the 2020 Playoffs

NERLENS NOEL
NEW YORK KNICKS
(DRAFTED: 2013 / No. 1, Pick 11 (Duke University))
#RND-#1 NBA STATS

PPG	RPG	BPG	FG%
3.8	5.2	2.0	55.9

CAREER

PPG	BPG	RPG
7.8	1.4	6.1

NBA NOTES Ranks among league leaders in blocks per game and has 13 games with multiple swats

PATRICK PATTERSON
LOS ANGELES CLIPPERS
(DRAFTED: 2013 / No. 1, Pick 19 (Providence))
#RND-#1 NBA STATS

PPG	RPG	APG	FG%
4.8	1.6	0.5	44.8

CAREER

PPG	RPG	APG
6.7	4.0	1.0

NBA NOTES Scored a season-high 13 points in 20 minutes on Jan. 31 in a win over the Knicks

IMMANUEL QUICKLEY
NEW YORK KNICKS
(DRAFTED: 2019 / No. 1, Pick 25 (Duke))
#RND-#1 NBA STATS

PPG	RPG	APG	FG%
12.4	2.4	2.6	41.2

CAREER

PPG	RPG	APG
12.4	2.4	2.6

NBA NOTES Had a career-high 31 against Portland on Jan. 24; scored in double digits in 10 games

JULIUS RANDLE
NEW YORK KNICKS
(DRAFTED: 2016 / No. 1, Pick 7 (Louisiana))
#RND-#1 NBA STATS

PPG	RPG	APG	FG%
22.4	11.1	5.6	46.9

CAREER

PPG	RPG	APG
16.5	9.1	3.0

NBA NOTES Fifth player in NBA history with at least 550 pts, 275 rebs, 145 assts over first 25 games

NICK RICHARDS
CHARLOTTE HORNETS
(DRAFTED: 2016 / No. 2, Pick 42 (New Orleans))
#RND-#1 NBA STATS

PPG	RPG	MPG	FG%
1.4	0.8	2.9	50.0

CAREER

PPG	RPG	MPG
1.4	0.8	2.9

NBA NOTES Played a season-high seven minutes with two points and two rebounds on Feb. 7

RAJON RONDO
ATLANTA HAWKS
(DRAFTED: 2006 / No. 1, Pick 21 (Michigan))
#RND-#1 NBA STATS

PPG	RPG	APG	SPG
3.4	2.3	3.9	0.6

CAREER

PPG	RPG	APG
10.1	4.7	8.2

NBA NOTES Four-time NBA All-Star in his 14th season in the NBA; won the 2020 title with Lakers

KARL ANTHONY TOWNS
MINNESOTA TIMBERWOLVES
(DRAFTED: 2015 / No. 1, Pick 1 (Minnesota))
#RND-#1 NBA STATS

PPG	RPG	APG	PER
21.6	11.3	3.6	24.47

CAREER

PPG	RPG	FG%
22.6	11.7	53.3

NBA NOTES Became the Timberwolves' all-time leader in 3-pointers on Feb. 14

JARRED VANDERBILT
MINNESOTA TIMBERWOLVES
(DRAFTED: 2016 / No. 2, Pick 41 (Oklahoma))
#RND-#1 NBA STATS

PPG	RPG	APG	BPG
6.3	5.8	1.8	0.7

CAREER

PPG	RPG	APG
3.6	3.3	0.9

NBA NOTES Notched 16 points and 11 rebounds in a win over New Orleans on Jan.

JOHN WALL
WASHINGTON WIZARDS
(DRAFTED: 2010 / No. 1, Pick 1 (Washington))
#RND-#1 NBA STATS

PPG	RPG	APG	SPG
19.5	3.8	5.9	0.9

CAREER

PPG	APG	RPG
19.0	9.1	3.8

NBA NOTES Scored in double figures in all but one game this season

PJ WASHINGTON
CHARLOTTE HORNETS
(DRAFTED: 2018 / No. 1, Pick 12 (Oklahoma))
#RND-#1 NBA STATS

PPG	RPG	APG	FG%
11.2	6.5	3.0	42.0

CAREER

PPG	RPG	FG%
11.9	5.8	44.5

NBA NOTES Recorded three straight double-doubles from Jan. 13-16



JACOB TOPPIN

Sophomore | Forward | 6-9 | 194 lbs | Brooklyn, N.Y. | Rhode Island



[@JtoppinO](#) | [@jtoppin_0](#)

2020-21 SEASON/CAREER HIGHS*		
Points		
Season	10, 2x, last at Auburn (1/16/21)	
Career	12, 2x, last ST. JOSEPH'S (2/15/20)	
Rebounds		
Season	7, AUBURN (2/13/21)	
Career	8, RICHMOND (1/5/20)	
Field Goals		
Season	5, at Louisville (12/26/20)	
Career	5, 3x, last at Louisville (12/26/20)	
Field Goals Attempted		
Season	7, 2x, last at Mississippi St. (1/2/21)	
Career	11, vs. LSU (11/24/19)	
3-Point Field Goals		
Season	2, ARKANSAS (2/9/21)	
Career	3, ALABAMA (11/15/19)	
3-Point Field Goals Attempted		
Season	2, 2x, last ARKANSAS (2/9/21)	
Career	4, 3x, last at Fordham (2/26/20)	
Free Throws		
Season	4, 2x, last at Georgia (1/20/21)	
Career	5, LIU BROOKLYN (11/5/19)	
Free Throws Attempted		
Season	4, 2x, last at Georgia (1/20/21)	
Career	6, LIU BROOKLYN (11/5/19)	
Assists		
Season	2, LSU (1/24/21)	
Career	3, at Fordham (2/26/20)	
Steals		
Season	1, 6x, last at Alabama (1/26/21)	
Career	1, 17x, last at Alabama (1/26/21)	
Blocked Shots		
Season	1, 3x, last TENNESSEE (2/6/21)	
Career	1, 15x, last TENNESSEE (2/6/21)	
Minutes Played		
Season	25, 2x, last ALABAMA (1/12/21)	
Career	32, at Fordham (2/26/20)	
MISCELLANEOUS		
	2020-21	CAREER*
Dunks	5	19
Double-Figure Scoring Games	2	7
Double-Figure Rebounding Games	-	-
Games With Double-Double	-	-
Games Led UK in Scoring	-	-
Games Led UK in Rebounding	2	2
Games Led UK in Assists	-	2
Games Led UK in Steals	-	-
Games Led UK in Blocks	1	4
Games With 3+ Assists	-	1
Games With 3+ Blocks	-	-
Games With 3+ Steals	-	-
Games With 3+ Three-Pointers	-	1

*includes Rhode Island statistics

- Season-high seven rebounds in win vs. Auburn and has 13 boards in last two games
- Six rebounds and a season high two 3-pointers -- his first of the season -- to go along with nine points vs. Arkansas
- Solid three-game stretch vs. Louisville, Mississippi State and Vanderbilt, where he averaged 7.3 points and 5.3 rebounds over those three games
 - Provided UK with energy off the bench. Following the Vanderbilt game, Coach Calipari said: "I'm really proud of him, and I told the team the reason we won the game is Jacob guarded (Scotty Pippen Jr.) ... (He) was ridiculous. And, again, I told them, whoever fights, I'm leaving in the game. I need fighters."
- Tied his season high with 10 points on 3-of-4 shooting at Auburn
- Had his best game as a Wildcat at Louisville with 10 points and six rebounds in a season-high 25 minutes
- Granted immediate eligibility to play for Kentucky this season after transferring from Rhode Island
- Top vertical on the team with at 42.5 inches
- Immediate contributor as a freshman with Rhode Island, helping the team to a 21-9 record and 13-5 mark in the Atlantic 10
 - Appeared in all 30 games as a freshman
 - Averaged 5.1 points and 3.9 rebounds per game
 - Scored in double figures five times and made 13 3-pointers
 - Started and scored nine points, grabbed six rebounds, had three assists and hit the game-winning free throws with 6.6 seconds left in a 76-75 win at Fordham
 - Made his first career start and posted nine points, four rebounds against Davidson
 - Scored a career-high 12 points with eight rebounds against Richmond
- Averaged 15.6 points and 8.8 rebounds for Woodstock Academy his senior season
- Unranked prospect who received his first offer six months before signing a national letter of intent

BIO BLAST

Birthday: May 8

Parents: Roni and Obadiah Toppin

Major: Undeclared/exploratory studies in agriculture

Secret talent ...
Can play the piano

Did you know ...
His favorite food is Italian

Need to know ...
Younger brother of 2020 National Player of the Year, Obi Toppin

Game-By-Game Statistics

Opponent	Date	GS	Min	FG-A	Pct.	3FG-A	Pct.	FT-A	Pct.	Off-Def-Tot	PF	Ast	TO	Blk	Stl	Pts
MOREHEAD STATE	11/25/20		9	1-4	.250	0-0	.000	0-0	.000	0-2-2	0	1	2	0	1	2
RICHMOND	11/29/20		2	0-0	.000	0-0	.000	0-0	.000	0-1-1	0	0	1	0	0	0
vs. Kansas	12/1/20		11	2-4	.500	0-1	.000	2-3	.667	2-1-3	2	0	1	0	0	6
vs. Georgia Tech	12/6/20		11	1-1	1.000	0-0	.000	0-0	.000	0-1-1	0	0	0	0	0	2
NOTRE DAME	12/12/20		18	1-5	.200	0-2	.000	0-0	.000	1-2-3	2	1	0	0	0	2
vs. North Carolina	12/19/20		19	1-6	.167	0-0	.000	2-2	1.000	1-1-2	0	0	1	0	1	4
at Louisville	12/26/20		25	5-7	.714	0-0	.000	0-1	.000	1-5-6	0	0	0	0	0	10
at Mississippi State	1/2/21		11	3-7	.429	0-0	.000	0-0	.000	2-2-4	1	0	0	0	0	6
VANDERBILT	1/5/21		24	3-4	.750	0-0	.000	0-0	.000	1-5-6	0	0	0	1	1	6
at Florida	1/9/21		8	2-4	.500	0-0	.000	0-0	.000	0-1-1	2	1	0	0	0	4
ALABAMA	1/12/21		25	2-6	.333	0-1	.000	1-2	.500	1-5-6	3	1	1	1	1	5
at Auburn	1/16/21		22	3-4	.750	0-0	.000	4-4	1.000	3-3-6	2	0	3	0	1	10
at Georgia	1/20/21		14	0-1	.000	0-0	.000	4-4	1.000	1-0-1	0	1	1	0	0	4
LSU	1/23/21		9	3-4	.750	0-1	.000	0-0	.000	0-2-2	0	2	1	0	0	6
at Alabama	1/26/21		21	0-1	.000	0-0	.000	0-0	.000	0-5-5	1	0	1	0	1	0
at Missouri	2/3/21									DNP - Illness						
TENNESSEE	2/6/21		15	1-3	.333	0-0	.000	1-2	.500	0-3-3	1	1	1	1	0	3
ARKANSAS	2/9/21		22	3-5	.600	2-2	1.000	1-2	.500	1-5-6	1	1	2	0	0	9
AUBURN	2/13/21		18	2-5	.400	0-0	.000	1-2	.500	1-6-7	2	0	1	0	0	5

Career Statistics

Year	GP-GS	Min-Avg	FG-FGA	Pct	3FG-FGA	Pct	FT-FTA	Pct	Off-Def-Tot-Avg	PF-FO	Ast	TO	Blk	Stl	Pts	Avg
2019-20	30-3	556-18.5	55-129	.426	13-53	.245	29-45	.644	42-75-117-3.9	63-0	15	17	12	11	152	5.1
2020-21	18-0	284-15.8	33-71	.465	2-7	.286	16-22	.727	15-50-65-3.6	17-0	9	16	3	6	84	4.7
TOTAL	48-3	840-17.5	88-200	.440	15-60	.250	45-67	.672	57-125-182-3.8	80-0	24	33	15	17	236	4.9

DEVIN ASKEW

Freshman | Guard | 6-3 | 198 lbs | Sacramento, Calif. | Mater Dei

2



Twitter: @babydev5 | Instagram: @babydev

2020-21 SEASON/CAREER HIGHS		
Points		
Season	14, TENNESSEE (2/6/21)	
Career	14, TENNESSEE (2/6/21)	
Rebounds		
Season	3, 3x, last AUBURN (2/13/21)	
Career	3, 3x, last AUBURN (2/13/21)	
Field Goals		
Season	5, 3x, last TENNESSEE (2/6/21)	
Career	5, 3x, last TENNESSEE (2/6/21)	
Field Goals Attempted		
Season	12, VANDERBILT (1/5/21)	
Career	12, VANDERBILT (1/5/21)	
3-Point Field Goals		
Season	2, 2x, last ARKANSAS (2/9/21)	
Career	2, 2x, last ARKANSAS (2/9/21)	
3-Point Field Goals Attempted		
Season	5, 4x, last ARKANSAS (2/9/21)	
Career	5, 4x, last ARKANSAS (2/9/21)	
Free Throws		
Season	6, vs. North Carolina (12/19/20)	
Career	6, vs. North Carolina (12/19/20)	
Free Throws Attempted		
Season	8, vs. North Carolina (12/19/20)	
Career	8, vs. North Carolina (12/19/20)	
Assists		
Season	7, at Mississippi St. (1/2/21)	
Career	7, at Mississippi St. (1/2/21)	
Steals		
Season	3, VANDERBILT (1/5/21)	
Career	3, VANDERBILT (1/5/21)	
Blocked Shots		
Season	1, 6x, last AUBURN (2/13/21)	
Career	1, 6x, last AUBURN (2/13/21)	
Minutes Played		
Season	43, at Mississippi St. (1/2/21)	
Career	43, at Mississippi St. (1/2/21)	
MISCELLANEOUS		
	2020-21	CAREER
Dunks	-	-
Double-Figure Scoring Games	7	7
Double-Figure Rebounding Games	-	-
Games With Double-Double	-	-
Games Led UK in Scoring	-	-
Games Led UK in Rebounding	-	-
Games Led UK in Assists	14	14
Games Led UK in Steals	5	5
Games Led UK in Blocks	1	1
Games With 3+ Assists	13	13
Games With 3+ Blocks	-	-
Games With 3+ Steals	1	1
Games With 3+ Three-Pointers	-	-

- Leads the team with 61 assists and led the team in assists in a team-high 14 games
- Has at least four assists in the last four games
- Averaging 11.3 points and 4.7 assists over the last three games
 - 11 points, six assists (one off his career high) with two 3-pointers vs. Arkansas
 - Best all-around game as a Wildcat vs. Tennessee at home with a career-high 14 points on 5-of-7 shooting, four assists and two steals
- Responded admirably to early adversity with a solid six-game run, averaging 10.3 points, 3.5 assists, 2.8 rebounds and 1.7 steals per game from Dec. 19 to Jan. 12
 - 12 points to go along with a team-high three assists and four rebounds against UNC
 - Dished out a career-high seven assists -- most by a Wildcat this season -- to go along with 11 points (5-of-10 shooting) at Mississippi State
 - Had 11 points, three assists and a career-best three swipes against Vanderbilt
 - "He's never stopped working," assistant coach Bruiser Flint said of the run. "He's one of the hardest workers I've ever been around as a coach, period"
- Five-star prospect by ESPN and tabbed the No. 26 overall player in the 2020 class by ESPN and the consensus No. 1 point guard in the 2021 class prior to reclassifying
- Averaged 16.7 points, 6.3 assists and 4.9 rebounds in his senior season at Mater Dei High School
- Named to the Jordan Brand Classic roster
- Tabbed California Interscholastic Federation First Team as a senior and the Trinity League Player of the Year
- Led his team as a sophomore to the CIF Open Division Southern California Regional championship
- Directed his team to the Peach Jam finals in the summer of 2019 and averaged 11.6 points, 5.1 assists and 4.8 rebounds per game while shooting 41.4% from 3 in the Nike Elite Youth Basketball League

BIO BLAST

Birthdate: July 26

Parents: Katie and Brian Askew

Major: Finance

Superstition ...
Plays with a \$5 bill in his left sock

Did you know ...
His father played soccer at Fresno State and professionally

Good works ...
Participated in Anaheim Stadium Buddy Walks, helped serve food to the homeless in Santa Ana and assisted in coaching youth basketball

Game-By-Game Statistics

Opponent	Date	GS	Min	FG-A	Pct.	3FG-A	Pct.	FT-A	Pct.	Off-Def-Tot	PF	Ast	TO	Blk	Stl	Pts
MOREHEAD STATE	11/25/20	*	27	5-9	.556	2-3	.667	0-0	.000	0-3-3	1	4	4	0	0	12
RICHMOND	11/29/20	*	36	0-3	.000	0-2	.000	2-2	1.000	0-3-3	1	2	3	0	0	2
vs. Kansas	12/1/20	*	24	1-5	.200	0-2	.000	5-6	.833	1-1-2	3	1	4	0	1	7
vs. Georgia Tech	12/6/20	*	27	1-2	.500	1-1	1.000	0-0	.000	0-1-1	1	1	2	0	1	3
NOTRE DAME	12/12/20		22	1-2	.500	1-2	.500	0-0	.000	0-2-2	1	1	0	0	0	3
vs. North Carolina	12/19/20		26	3-6	.500	0-1	.000	6-8	.750	1-3-4	2	3	2	1	1	12
at Louisville	12/26/20	*	36	3-9	.333	1-5	.200	0-0	.000	0-3-3	1	3	1	0	2	7
at Mississippi State	1/2/21	*	43	5-10	.500	1-3	.333	0-0	.000	2-2-4	2	7	3	0	2	11
VANDERBILT	1/5/21	*	23	4-12	.333	1-2	.500	2-3	.667	0-0-0	3	3	0	1	3	11
at Florida	1/9/21	*	31	2-5	.400	1-1	1.000	4-4	1.000	0-3-3	3	3	3	1	1	9
ALABAMA	1/12/21	*	35	4-9	.444	1-5	.200	3-3	1.000	1-2-3	2	2	3	0	1	12
at Auburn	1/16/21	*	30	2-6	.333	0-2	.000	1-2	.500	0-3-3	1	3	2	0	0	5
at Georgia	1/20/21	*	30	0-6	.000	0-1	.000	3-5	.600	2-3-5	2	4	5	1	2	3
LSU	1/23/21	*	33	0-5	.000	0-5	.000	0-1	.000	0-3-3	2	4	1	0	0	0
at Alabama	1/26/21	*	24	0-2	.000	0-0	.000	2-2	1.000	0-1-1	4	2	1	0	1	2
at Missouri	2/3/21	*	31	2-8	.250	0-1	.000	3-5	.600	0-3-3	4	4	2	1	0	7
TENNESSEE	2/6/21	*	33	5-7	.714	1-2	.500	3-3	1.000	0-5-5	1	4	2	0	2	14
ARKANSAS	2/9/21	*	25	3-8	.375	2-5	.400	3-4	.750	0-1-1	0	6	1	0	0	11
AUBURN	2/13/21	*	33	3-8	.375	1-1	1.000	2-2	1.000	1-4-5	1	4	2	1	1	9

Career Statistics

Year	GP-GS	Min-Avg	FG-FGA	Pct	3FG-FGA	Pct	FT-FTA	Pct	Off-Def-Tot-Avg	PF-FO	Ast	TO	Blk	Stl	Pts	Avg
2020-21	19-17	569-29.9	44-122	.361	13-44	.295	39-50	.780	8-46-54-2.8	35-0	61	41	6	18	140	7.4
TOTAL	19-17	569-29.9	44-122	.361	13-44	.295	39-50	.780	8-46-54-2.8	35-0	61	41	6	18	140	7.4

BRANDON BOSTON JR.

Freshman | Guard | 6-3 | 185 lbs | Norcross, Ga. | Sierra Canyon

3



[@bboston_](#) |
 [@brandonboston](#)

2020-21 SEASON/CAREER HIGHS		
Points		
Season	20, RICHMOND (11/29/20)	
Career	20, RICHMOND (11/29/20)	
Rebounds		
Season	10, RICHMOND (11/29/20)	
Career	10, RICHMOND (11/29/20)	
Field Goals		
Season	9, at Georgia (1/20/21)	
Career	9, at Georgia (1/20/21)	
Field Goals Attempted		
Season	20, RICHMOND (11/29/20)	
Career	20, RICHMOND (11/29/20)	
3-Point Field Goals		
Season	5, AUBURN (2/13/21)	
Career	5, AUBURN (2/13/21)	
3-Point Field Goals Attempted		
Season	8, 2x, last AUBURN (2/13/21)	
Career	8, 2x, last AUBURN (2/13/21)	
Free Throws		
Season	6, at Florida (1/9/21)	
Career	6, at Florida (1/9/21)	
Free Throws Attempted		
Season	8, vs. North Carolina (12/19/20)	
Career	8, vs. North Carolina (12/19/20)	
Assists		
Season	3, 3x, last AUBURN (2/13/21)	
Career	3, 3x, last AUBURN (2/13/21)	
Steals		
Season	4, 2x, last AUBURN (2/13/21)	
Career	4, 2x, last AUBURN (2/13/21)	
Blocked Shots		
Season	1, 4x, last AUBURN (2/13/21)	
Career	1, 4x, last AUBURN (2/13/21)	
Minutes Played		
Season	38, RICHMOND (11/29/20)	
Career	38, RICHMOND (11/29/20)	
MISCELLANEOUS		
	2020-21	CAREER
Dunks	8	8
Double-Figure Scoring Games	14	14
Double-Figure Rebounding Games	1	1
Games With Double-Double	1	1
Games Led UK in Scoring	7	7
Games Led UK in Rebounding	3	3
Games Led UK in Assists	1	1
Games Led UK in Steals	7	7
Games Led UK in Blocks	1	1
Games With 3+ Assists	3	3
Games With 3+ Blocks	-	-
Games With 3+ Steals	4	4
Games With 3+ Three-Pointers	3	3

- Leads the team with a 12.2 scoring average and a team-high 14 games in double figures
- Scored 17 points in each of last two games, totaling 9 of 13 on 3-pointers
- Coming off 17 points in win vs. Auburn, including career-high five 3-pointers; also tied career bests with three assists and four steals
- Made two or more 3-pointers in four of the last six games
- Scored 17 points on 6-of-10 shooting and four 3-pointers, plus seven rebounds and a career-high-tying three assists vs. Arkansas
- Averaged 18.0 points on 47.1% shooting and 6.5 rebounds in games vs. Georgia, LSU
 - 18 points and seven rebounds off the bench at Georgia
 - 18 points, three assists and two 3-pointers vs. LSU, including a personal 8-0 run in the second half to help the Wildcats create separation
- Recorded 15 points and seven rebounds vs. North Carolina
- Posted his first career double-double with a game-high 20 points and 10 rebounds against Richmond
- Consensus five-star prospect and Kentucky's top-ranked player in the 2020 class
- Ranked as high as No. 5 overall by Rivals
- Averaged 19.7 points and 7.0 rebounds per game in helping lead Sierra Canyon to a 30-4 mark and a No. 2 national ranking as a senior
- Named the California Male Athlete of the Year and the California Basketball Player of the Year by USA Today. Was also tabbed a First Team Naismith All-American, Second Team Sports Illustrated All-American, SLAM Magazine All-American, California Mr. Basketball and the Gold Coast League MVP
- Averaged 22.8 points, 8.1 rebounds, 3.2 assists and 1.9 steals per game in the Nike Elite Youth Basketball League circuit prior to his senior season
- Earned 2018-19 MaxPreps Boys Basketball Junior All-American Team Honorable Mention distinction after averaging 18.4 points, 5.4 rebounds 1.9 steals while leading his previous high school in Norcross, Georgia, to the state semifinals as a junior

BIO BLAST

Birthday: November 28

Parents: Alissa and Brandon Boston Sr.

Major: Business management

Secret talent ...
Enjoys drawing

Did you know ...
He is interested in film and wants to one day own a production company

Superstitious ...
Eats candy before games and always has a dollar bill in his shoe

Game-By-Game Statistics

Opponent	Date	GS	Min	FG-A	Pct.	3FG-A	Pct.	FT-A	Pct.	Off-Def-Tot	PF	Ast	TO	Blk	Stl	Pts
MOREHEAD STATE	11/25/20	*	33	7-14	.500	0-4	.000	1-1	1.000	2-5-7	3	1	2	0	1	15
RICHMOND	11/29/20	*	38	8-20	.400	0-3	.000	4-6	.667	5-5-10	2	2	2	0	1	20
vs. Kansas	12/1/20	*	31	4-13	.308	0-4	.000	4-4	1.000	1-5-6	1	1	3	0	1	12
vs. Georgia Tech	12/6/20	*	27	4-11	.364	3-7	.429	0-0	.000	1-3-4	2	0	3	0	1	11
NOTRE DAME	12/12/20	*	29	5-15	.333	2-8	.250	2-2	1.000	1-3-4	1	2	2	0	3	14
vs. North Carolina	12/19/20	*	35	5-14	.357	0-3	.000	5-8	.625	3-4-7	3	2	2	1	0	15
at Louisville	12/26/20	*	29	3-11	.273	0-3	.000	5-5	1.000	5-2-7	1	1	2	0	1	11
at Mississippi State	1/2/21	*	31	4-13	.308	0-1	.000	3-5	.600	0-2-2	2	1	1	1	2	11
VANDERBILT	1/5/21	*	27	3-9	.333	0-0	.000	0-0	.000	0-2-2	3	1	0	0	1	6
at Florida	1/9/21	*	28	3-8	.375	1-2	.500	6-6	1.000	1-3-4	1	2	0	0	4	13
ALABAMA	1/12/21	*	26	2-7	.286	0-1	.000	1-2	.500	2-3-5	4	1	1	0	0	5
at Auburn	1/16/21	*	27	2-9	.222	1-4	.250	0-1	.000	0-5-5	2	1	5	0	3	5
at Georgia	1/20/21	*	33	9-17	.529	0-3	.000	0-1	.000	4-3-7	2	0	1	0	1	18
LSU	1/23/21	*	34	7-17	.412	2-7	.286	2-2	1.000	2-4-6	2	3	0	1	1	18
at Alabama	1/26/21	*	31	2-9	.222	0-0	.000	4-4	1.000	1-5-6	3	1	2	0	0	8
at Missouri	2/3/21	*	29	4-9	.444	2-3	.667	0-0	.000	1-2-3	5	2	0	0	1	10
TENNESSEE	2/6/21	*	26	2-11	.182	0-2	.000	2-2	1.000	2-2-4	3	0	1	0	0	6
ARKANSAS	2/9/21	*	34	6-10	.600	4-5	.800	1-2	.500	0-7-7	2	3	1	0	0	17
AUBURN	2/13/21	*	30	5-12	.417	5-8	.625	2-2	1.000	0-0-0	2	3	0	1	4	17

Career Statistics

Year	GP-GS	Min-Avg	FG-FGA	Pct	3FG-FGA	Pct	FT-FTA	Pct	Off-Def-Tot-Avg	PF-FO	Ast	TO	Blk	Stl	Pts	Avg
2020-21	19-18	578-30.4	85-229	.371	20-68	.294	42-53	.792	31-65-96-5.1	44-1	27	28	4	25	232	12.2
TOTAL	19-18	578-30.4	85-229	.371	20-68	.294	42-53	.792	31-65-96-5.1	44-1	27	28	4	25	232	12.2

TERRENCE CLARKE

Freshman | Guard | 6-7 | 194 lbs | Boston | Brewster Academy

5

Twitter: @terrenceclarke_

Instagram: @tclarke



2020-21 SEASON/CAREER HIGHS		
Points		
Season	22, vs. Georgia Tech (12/6/20)	
Career	22, vs. Georgia Tech (12/6/20)	
Rebounds		
Season	6, RICHMOND (11/29/20)	
Career	6, RICHMOND (11/29/20)	
Field Goals		
Season	9, vs. Georgia Tech (12/6/20)	
Career	9, vs. Georgia Tech (12/6/20)	
Field Goals Attempted		
Season	14, vs. Georgia Tech (12/6/20)	
Career	14, vs. Georgia Tech (12/6/20)	
3-Point Field Goals		
Season	3, vs. Georgia Tech (12/6/20)	
Career	3, vs. Georgia Tech (12/6/20)	
3-Point Field Goals Attempted		
Season	4, 3x, last NOTRE DAME (12/12/20)	
Career	4, 3x, last NOTRE DAME (12/12/20)	
Free Throws		
Season	5, RICHMOND (11/29/20)	
Career	5, RICHMOND (11/29/20)	
Free Throws Attempted		
Season	9, RICHMOND (11/29/20)	
Career	9, RICHMOND (11/29/20)	
Assists		
Season	4, MOREHEAD STATE (11/25/20)	
Career	4, MOREHEAD STATE (11/25/20)	
Steals		
Season	3, MOREHEAD STATE (11/25/20)	
Career	3, MOREHEAD STATE (11/25/20)	
Blocked Shots		
Season	1, vs. Kansas (12/1/20)	
Career	1, vs. Kansas (12/1/20)	
Minutes Played		
Season	39, NOTRE DAME (12/12/20)	
Career	39, NOTRE DAME (12/12/20)	
MISCELLANEOUS		
	2020-21	CAREER
Dunks	1	1
Double-Figure Scoring Games	4	4
Double-Figure Rebounding Games	-	-
Games With Double-Double	-	-
Games Led UK in Scoring	1	1
Games Led UK in Rebounding	-	-
Games Led UK in Assists	2	2
Games Led UK in Steals	2	2
Games Led UK in Blocks	-	-
Games With 3+ Assists	3	3
Games With 3+ Blocks	-	-
Games With 3+ Steals	1	1
Games With 3+ Three-Pointers	1	1

- Third on the team with a 10.7 scoring average
- Has not played since the Louisville game with a right leg injury and is expected to miss additional time (four additional weeks from Feb. 8) after a recent medical evaluation
 - Calipari on Clarke's injury: "Terrence wants to play so bad. We want him to play. I want him to play. I want to coach him and get him on that court. But there were tears today, his and mine. It looks as though they want him out four weeks. Maybe something could happen sooner but they (the doctors) don't believe so. It's crushing to these kids"
- Had taken on an increased role at the point guard position prior to the injury
- Started the Notre Dame game at point guard. He logged 14 points, three assists, two rebounds and a steal in that game
- Breakthrough game vs. Georgia Tech with a career-high 22 points on 9-of-14 shooting, including three 3-pointers
- Solid all-around game with 12 points and a game-high four assists and a game-high three steals in his collegiate debut vs. Morehead State
- Consensus five-star prospect who is ranked as high as No. 8 in the final Rivals rankings
- Tabbed to the Sports Illustrated All-American Third Team, Naismith All-American Honorable Mention, New England Preparatory School Athletic Council AAA Player of the Year and a NEPSAC AAA First Team selection
- Chosen for the McDonald's All American Game, the Allen Iverson Roundball Classic and the Jordan Brand Classic
- Member of the Brewster Academy team that won the 2019 National Prep Championships and led his team back to the 2020 finals with a 34-3 record before the COVID-19 pandemic canceled the rest of the event
- Averaged 16.2 points per game to go along with 5.1 rebounds and 3.7 assists per game in the 2019 Nike Elite Youth Basketball League

BIO BLAST

Birthday: September 6

Parents: Osmine Clarke and Adrian Briggs

Major: Communication

Did you know ...
He played Caribbean pan as a kid

Few of his favorites ...
The Fast and Furious series are his favorite movies and macaroni and cheese is his favorite food

Favorite memory as a hooper ...
Winning the 2019 national championship with Brewster Academy

Game-By-Game Statistics

Opponent	Date	GS	Min	FG-A	Pct.	3FG-A	Pct.	FT-A	Pct.	Off-Def-Tot	PF	Ast	TO	Blk	Stl	Pts
MOREHEAD STATE	11/25/20	*	31	5-9	.556	0-2	.000	2-5	.400	1-3-4	1	4	2	0	3	12
RICHMOND	11/29/20	*	35	5-10	.500	0-2	.000	5-9	.556	1-5-6	2	1	4	0	1	15
vs. Kansas	12/1/20	*	35	3-11	.273	0-4	.000	0-0	.000	2-1-3	5	2	3	1	0	6
vs. Georgia Tech	12/6/20	*	38	9-14	.643	3-4	.750	1-2	.500	1-2-3	1	3	4	0	0	22
NOTRE DAME	12/12/20	*	39	6-13	.462	2-4	.500	0-0	.000	2-0-2	2	3	4	0	1	14
vs. North Carolina	12/19/20	*	25	3-11	.273	0-3	.000	0-1	.000	0-3-3	5	0	3	0	0	6
at Louisville	12/26/20		16	0-4	.000	0-3	.000	0-0	.000	0-0-0	0	0	1	0	0	0
at Mississippi State	1/2/21															DNP - Right leg injury
VANDERBILT	1/5/21															DNP - Right leg injury
at Florida	1/9/21															DNP - Right leg injury
ALABAMA	1/12/21															DNP - Right leg injury
at Auburn	1/16/21															DNP - Right leg injury
at Georgia	1/20/21															DNP - Right leg injury
LSU	1/23/21															DNP - Right leg injury
at Alabama	1/26/21															DNP - Right leg injury
at Missouri	2/3/21															DNP - Right leg injury
TENNESSEE	2/6/21															DNP - Right leg injury
ARKANSAS	2/9/21															DNP - Right leg injury
AUBURN	2/13/21															DNP - Right leg injury

Career Statistics

Year	GP-GS	Min-Avg	FG-FGA	Pct	3FG-FGA	Pct	FT-FTA	Pct	Off-Def-Tot-Avg	PF-FO	Ast	TO	Blk	Stl	Pts	Avg
2020-21	7-6	219-31.3	31-72	.431	5-22	.227	8-17	.471	6-15-21-3.0	16-2	13	21	1	5	75	10.7
TOTAL	7-6	219-31.3	31-72	.431	5-22	.227	8-17	.471	6-15-21-3.0	16-2	13	21	1	5	75	10.7

DAVION MINTZ

Graduate Student | Guard | 6-3 | 196 lbs | Charlotte, N.C. | Creighton

10



Twitter: @deemintz1 | Instagram: @davion

2020-21 SEASON/CAREER HIGHS*		
Points		
Season	19, at Louisville (12/26/20)	
Career	21, MARQUETTE (1/9/19)	
Rebounds		
Season	8, vs. North Carolina (12/19/20)	
Career	9, VILLANOVA (2/24/18)	
Field Goals		
Season	6, 3x, last at Missouri (2/3/21)	
Career	8, MARQUETTE (1/9/19)	
Field Goals Attempted		
Season	12, 3x, last at Missouri (2/3/21)	
Career	14, 2x, last at Villanova (2/6/19)	
3-Point Field Goals		
Season	4, 2x, last at Missouri (2/3/21)	
Career	5, MARQUETTE (1/9/19)	
3-Point Field Goals Attempted		
Season	9, at Missouri (2/3/21)	
Career	9, at Missouri (2/3/21)	
Free Throws		
Season	5, LSU (1/23/21)	
Career	7, MARQUETTE (1/21/17)	
Free Throws Attempted		
Season	8, LSU (1/23/21)	
Career	10, vs. UCLA (11/20/17)	
Assists		
Season	6, vs. Georgia Tech (12/6/20)	
Career	8, MARQUETTE (1/21/17)	
Steals		
Season	2, 6x, last at Missouri (2/3/21)	
Career	6, at Marquette (3/3/19)	
Blocked Shots		
Season	1, 4x, last TENNESSEE (2/6/21)	
Career	2, vs. Loyola Chicago (3/19/19)	
Minutes Played		
Season	41, at Mississippi St. (1/2/21)	
Career	45, at Villanova (2/6/19)	
MISCELLANEOUS		
	2020-21	CAREER*
Dunks	4	11
Double-Figure Scoring Games	11	35
Double-Figure Rebounding Games	-	-
Games With Double-Double	-	-
Games Led UK in Scoring	7	8
Games Led UK in Rebounding	2	4
Games Led UK in Assists	5	26
Games Led UK in Steals	6	23
Games Led UK in Blocks	1	7
Games With 3+ Assists	8	48
Games With 3+ Blocks	-	-
Games With 3+ Steals	-	3
Games With 3+ Three-Pointers	4	9

*includes Creighton statistics

- Senior CLASS Award candidate
- Leads Kentucky with 32 3-pointers and has made a clutch 3 in the final minute of the last two games
- Averaging 10.6 points, 3.4 rebounds, 1.9 assists and 1.1 steals per game since entering the starting lineup against Notre Dame in mid-December
- Posted 18 points with a season-high-tying four 3s at Missouri
- Lifted UK to a three-point win with a game-winning 3-pointer from the left corner against Vanderbilt with 47 seconds to play
- Scored a season-high 19 points with four 3-pointers to go with seven rebounds, two assists and a pair of steals at Louisville
- Posted 17 points, eight rebounds and three 3-pointers, all team highs, vs. UNC
- Scored 10 points with a pair of 3-pointers against Morehead State in his first game as a Wildcat and first collegiate game since 2018-19
- Graduate transfer who redshirted for Creighton's Big East champion team that finished 24-7 after battling ankle injuries throughout the season
- Missed all of last season with an injury at Creighton
- Most 185-pound bench lifts on the team with 14 reps
- Appeared in 97 career games with 79 starts at Creighton
 - In 2018-19, started all 35 games in the backcourt, averaging 9.7 points, 3.0 assists and 3.0 rebounds in 28.8 minutes per game
 - Ranked second on the team with 40 steals, third with 60 free throws made and fourth with 43 3-pointers made
 - Poured in a career-high 21 points and made 5 of 8 trifectas vs. No. 21 Marquette
 - As a sophomore, started all but one game at point guard and averaged 6.1 points, 3.2 rebounds and a team-high 3.1 assists per game
 - Led the Big East and ranked 15th nationally in assist-to-turnover ratio and also led the Big East in assist-to-turnover ratio in league play only

BIO BLAST

Birthday: June 30

Parents: Sean and Sandy Mintz

Major: Graduate degree in kinesiology and health promotion

Why No. 10 ...

Because it means complete and is one of his favorite numbers

Furry friend ...

Adopted a dog in 2020 and named her Kogji after Kobe and Gianna Bryant

What's playing pregame ...

Listens to Eric Thomas, a hip-hop motivational preacher, R&B, gospel

Game-By-Game Statistics

Opponent	Date	GS	Min	FG-A	Pct.	3FG-A	Pct.	FT-A	Pct.	Off-Def-Tot	PF	Ast	TO	Blk	Stl	Pts
MOREHEAD STATE	11/25/20		17	2-4	.500	2-3	.667	4-4	1.000	0-1-1	1	3	2	0	1	10
RICHMOND	11/29/20		9	0-4	.000	0-2	.000	0-0	.000	1-0-1	1	0	0	0	1	0
vs. Kansas	12/1/20		22	4-11	.364	2-5	.400	2-4	.500	2-0-2	0	2	3	0	2	12
vs. Georgia Tech	12/6/20		28	2-8	.250	1-7	.143	2-2	1.000	0-3-3	1	6	2	0	1	7
NOTRE DAME	12/12/20	*	30	3-9	.333	0-5	.000	1-1	1.000	1-2-3	3	4	2	0	2	7
vs. North Carolina	12/19/20	*	37	6-11	.545	3-6	.500	2-5	.400	3-5-8	3	2	2	0	0	17
at Louisville	12/26/20	*	38	6-12	.500	4-6	.667	3-5	.600	2-5-7	4	2	2	0	2	19
at Mississippi State	1/2/21	*	41	3-10	.300	1-4	.250	0-2	.000	0-4-4	1	4	5	1	1	7
VANDERBILT	1/5/21	*	35	3-8	.375	2-5	.400	3-4	.750	0-3-3	2	2	0	0	0	11
at Florida	1/9/21	*	36	5-7	.714	2-4	.500	1-1	1.000	0-1-1	3	4	2	0	2	13
ALABAMA	1/12/21	*	25	2-10	.200	1-4	.250	0-0	.000	2-3-5	0	1	1	0	0	5
at Auburn	1/16/21	*	24	5-12	.417	1-4	.250	0-2	.000	2-1-3	4	1	3	0	2	11
at Georgia	1/20/21	*	30	2-7	.286	0-4	.000	0-0	.000	0-2-2	2	2	2	0	0	4
LSU	1/23/21	*	34	2-11	.182	2-7	.286	5-8	.625	1-2-3	2	3	2	0	1	11
at Alabama	1/26/21	*	35	5-11	.455	2-5	.400	0-0	.000	2-3-5	3	4	4	1	1	12
at Missouri	2/3/21	*	33	6-12	.500	4-9	.444	2-3	.667	0-2-2	2	2	3	1	2	18
TENNESSEE	2/6/21	*	28	1-8	.125	0-4	.000	2-2	1.000	0-2-2	3	3	1	1	1	4
ARKANSAS	2/9/21	*	34	3-9	.333	3-7	.429	2-2	1.000	0-3-3	2	2	2	0	1	11
AUBURN	2/13/21	*	26	3-8	.375	2-6	.333	1-2	.500	0-0-0	4	1	2	0	1	9

Career Statistics

Year	GP-GS	Min-Avg	FG-FGA	Pct	3FG-FGA	Pct	FT-FTA	Pct	Off-Def-Tot-Avg	PF-FO	Ast	TO	Blk	Stl	Pts	Avg
2016-17	29-12	354-12.2	30-78	.385	9-25	.360	26-33	.788	1-31-32-1.1	35-0	52	34	4	15	95	3.3
2017-18	33-32	696-21.1	61-151	.404	19-54	.352	60-82	.732	8-96-104.32	44-1	102	36	3	14	201	6.1
2018-19	35-35	1009-28.8	119-286	.416	43-124	.347	60-83	.723	18-87-105-3.0	70-0	105	76	4	40	341	9.7
2020-21	19-15	562-29.6	63-172	.366	32-97	.330	30-47	.638	16-42-58-3.1	41-0	48	40	4	21	188	9.9
TOTAL	116-94	2621-22.6	273-687	.397	103-300	.343	176-245	.718	43-256-299-2.6	190-1	307	186	15	90	825	7.1

DONTAIE ALLEN

R-Freshman | Guard | 6-6 | 198 lbs | Falmouth, Ky. | Pendleton County

11



[@DontaieAllen11](#) |
 [@dontaieallen11](#) |
 [@tay.allen.3139](#)

2020-21 SEASON/CAREER HIGHS		
Points		
Season	23, at Mississippi St. (1/2/21)	
Career	23, at Mississippi St. (1/2/21)	
Rebounds		
Season	6, ALABAMA (1/12/21)	
Career	6, ALABAMA (1/12/21)	
Field Goals		
Season	8, at Mississippi St. (1/2/21)	
Career	8, at Mississippi St. (1/2/21)	
Field Goals Attempted		
Season	13, at Mississippi St. (1/2/21)	
Career	13, at Mississippi St. (1/2/21)	
3-Point Field Goals		
Season	7, at Mississippi St. (1/2/21)	
Career	7, at Mississippi St. (1/2/21)	
3-Point Field Goals Attempted		
Season	11, at Mississippi St. (1/2/21)	
Career	11, at Mississippi St. (1/2/21)	
Free Throws		
Season	4, VANDERBILT (1/5/21)	
Career	4, VANDERBILT (1/5/21)	
Free Throws Attempted		
Season	4, VANDERBILT (1/5/21)	
Career	4, VANDERBILT (1/5/21)	
Assists		
Season	2, 2x, last at Alabama (1/26/21)	
Career	2, 2x, last at Alabama (1/26/21)	
Steals		
Season	2, at Alabama (1/26/21)	
Career	2, at Alabama (1/26/21)	
Blocked Shots		
Season	1, 5x, last AUBURN (2/13/21)	
Career	1, 5x, last AUBURN (2/13/21)	
Minutes Played		
Season	32, 2x, last VANDERBILT (1/5/21)	
Career	32, 2x, last VANDERBILT (1/5/21)	
MISCELLANEOUS		
	2020-21	CAREER
Dunks	1	1
Double-Figure Scoring Games	3	3
Double-Figure Rebounding Games	-	-
Games With Double-Double	-	-
Games Led UK in Scoring	2	2
Games Led UK in Rebounding	1	1
Games Led UK in Assists	-	-
Games Led UK in Steals	2	2
Games Led UK in Blocks	-	-
Games With 3+ Assists	-	-
Games With 3+ Blocks	-	-
Games With 3+ Steals	-	-
Games With 3+ Three-Pointers	2	2

- Been a spark for the Wildcats during league play, averaging 7.2 points with 23 3-pointers at a 42.6% clip
- Leads UK in effective field-goal percentage (minimum 50 shots) at 54.4%
- Named SEC Freshman of the Week on Jan. 4 after he enjoyed one of the all-time breakthrough performances with 23 points on 8-of-13 shooting, including 7 of 11 from 3-point range, to fuel a nine-point comeback at Mississippi State, all career highs
 - Played just one minute over the previous three games and 20 career minutes
 - Just the sixth freshman in school history to make seven or more treys in a game
 - Nearly all of his 3-pointers helped turn the game around, including three during the second-half comeback run, one during the first overtime to take the lead and eventually force overtime, and a dagger in the second overtime
- Made at least two 3-pointers in seven of 11 SEC games
- 14 points, five rebounds and a block in the win over Vanderbilt with two key 3-pointers and two free throws late in the game
- Knocked down a 3 and scored four points in his college debut vs. Morehead State
 - First action in any official game -- high school or college -- since December 2018
- Redshirted his freshman year after suffering a torn ACL in his left knee during his senior high school season, limiting his final year to just 13 games
- Became the first in-state signee for Kentucky since 2013
- 18th player in program history to earn Kentucky Mr. Basketball honors
- Concluded high school career with 3,255 points, 11th all-time in state history
- Averaged 42.9 points and 14.2 boards per game during his senior season
 - Dropped 50 or more points in six of his first 12 games
- Averaged 31.8 points and 11.4 rebounds per game during his junior season
 - Shot 59.1% from the floor and 39.6% from 3-point range
- Great size and frame, including an 86.5-inch wingspan and a team-high hand width of 11.5 inches

BIO BLAST

Birthday: November 5
Parents: April and Tony Thomas
Major: Communication
Most prized possession ...
 His shoe collection
Why No. 11 ...
 Because it's his favorite number, No. 1, twice
Inked ...
 His favorite tattoo is the one of him on his left shoulder sitting on a basketball

Game-By-Game Statistics

Opponent	Date	GS	Min	FG-A	Pct.	3FG-A	Pct.	FT-A	Pct.	Off-Def-Tot	PF	Ast	TO	Blk	Stl	Pts
MOREHEAD STATE	11/25/20	6	1-3	.333	1-3	.333	1-2	.500	1-0-1	1	0	1	0	0	0	4
RICHMOND	11/29/20															
vs. Kansas	12/1/20	9	1-2	.500	1-2	.500	0-0	.000	0-0-0	1	0	0	0	0	0	3
vs. Georgia Tech	12/6/20	4	0-1	.000	0-1	.000	0-0	.000	0-0-0	1	0	3	0	0	0	0
NOTRE DAME	12/12/20															
vs. North Carolina	12/19/20	1	0-0	.000	0-0	.000	0-0	.000	0-0-0	1	0	0	0	0	0	0
at Louisville	12/26/20															
vs. Mississippi State	1/2/21	32	8-13	.615	7-11	.529	0-0	.000	0-4-4	3	0	0	1	0	0	23
VANDERBILT	1/5/21	32	4-10	.400	2-5	.400	4-4	1.000	0-5-5	1	0	1	1	0	0	14
at Florida	1/9/21	22	2-5	.400	2-3	.667	0-0	.000	0-2-2	0	0	0	1	0	0	6
ALABAMA	1/12/21	24	3-8	.375	2-5	.400	0-0	.000	1-5-6	2	0	4	0	0	0	8
at Auburn	1/16/21	23	3-7	.429	2-6	.333	0-1	.000	0-2-2	0	0	0	0	0	0	8
at Georgia	1/20/21 *	23	1-3	.333	0-2	.000	1-2	.500	1-2-3	0	1	2	0	1	3	3
LSU	1/23/21	15	2-6	.333	2-5	.400	0-0	.000	0-1-1	1	2	0	0	0	1	6
at Alabama	1/26/21	24	4-9	.444	4-7	.571	0-0	.000	1-1-2	2	2	3	1	2	12	12
at Missouri	2/3/21	7	0-2	.000	0-2	.000	0-0	.000	1-0-1	0	0	1	0	0	0	0
TENNESSEE	2/6/21	19	1-6	.167	1-5	.200	0-0	.000	0-1-1	2	0	1	0	0	0	3
ARKANSAS	2/9/21	9	0-2	.000	0-1	.000	0-0	.000	0-0-0	0	0	1	0	0	0	0
AUBURN	2/13/21	9	1-3	.333	1-2	.500	0-0	.000	0-1-1	0	0	0	0	1	0	3

Career Statistics

Year	GP-GS	Min-Avg	FG-FGA	Pct	3FG-FGA	Pct	FT-FTA	Pct	Off-Def-Tot-Avg	PF-FO	Ast	TO	Blk	Stl	Pts	Avg
2020-21	16-1	259-16.2	31-80	.388	25-60	.417	6-9	.667	5-24-29-1.8	15-0	5	17	5	4	93	5.8
TOTAL	16-1	259-16.2	31-80	.388	25-60	.417	6-9	.667	5-24-29-1.8	15-0	5	17	5	4	93	5.8

KEION BROOKS JR.

Sophomore | Forward | 6-7 | 205 lbs | Fort Wayne, Ind. | La Lumiere

12



[@KeionB_12](#) | [@klbj.xii](#)

2020-21 SEASON/CAREER HIGHS		
Points		
Season	23, TENNESSEE (2/6/21)	
Career	23, TENNESSEE (2/6/21)	
Rebounds		
Season	11, TENNESSEE (2/6/21)	
Career	11, TENNESSEE (2/6/21)	
Field Goals		
Season	8, TENNESSEE (2/6/21)	
Career	8, TENNESSEE (2/6/21)	
Field Goals Attempted		
Season	16, TENNESSEE (2/6/21)	
Career	16, TENNESSEE (2/6/21)	
3-Point Field Goals		
Season	2, at Missouri (2/3/21)	
Career	2, 2x, last at Missouri (2/3/21)	
3-Point Field Goals Attempted		
Season	4, 2x, last AUBURN (2/13/21)	
Career	4, 2x, last AUBURN (2/13/21)	
Free Throws		
Season	7, TENNESSEE (2/6/21)	
Career	7, TENNESSEE (2/6/21)	
Free Throws Attempted		
Season	8, TENNESSEE (2/6/21)	
Career	8, TENNESSEE (2/6/21)	
Assists		
Season	4, 2x, last AUBURN (2/13/21)	
Career	4, 2x, last AUBURN (2/13/21)	
Steals		
Season	2, 2x, last AUBURN (2/13/21)	
Career	2, 4x, last AUBURN (2/13/21)	
Blocked Shots		
Season	2, 2x, last LSU (1/23/21)	
Career	2, 3x, last LSU (1/23/21)	
Minutes Played		
Season	35, TENNESSEE (2/6/21)	
Career	35, TENNESSEE (2/6/21)	
MISCELLANEOUS		
	2020-21	CAREER
Dunks	10	19
Double-Figure Scoring Games	8	13
Double-Figure Rebounding Games	1	1
Games With 3+ Assists	2	2
Games With 3+ Blocks	-	-
Games With 3+ Steals	-	-
Games With 3+ Three-Pointers	-	-

- Missed the first nine games of the season with a left leg injury
- Second on the team in scoring (11.6 points per game) and rebounding (6.0 per game)
- Scored in double figures in eight of 10 games since his return
- Career day vs. Tennessee at home with 23 points and 11 rebounds for his first career double-double
 - Became the third player in the John Calipari era with at least 23 points and at least 10 rebounds off the bench
- 15 points and nine rebounds in the win vs. LSU
- Major impact with 12 points, team-high-tying six boards, and team- and career-high four assists at Florida on just two days of practice after being medically cleared
- Played in all 31 games with six starts and five double-figure scoring games in his freshman season
 - Played a career-high 27 minutes in the 18-point comeback at Florida, posting his fifth double-figure scoring game of the season with 10 points, including a career-high two 3-pointers
 - Emerged as a spark in the games at Arkansas and vs. Georgia, posting 10 points and seven rebounds vs. the Razorbacks and eight points and five rebounds vs. the Bulldogs, igniting game-changing runs in both games
 - Scored 15 points to go along with five rebounds vs. Fairleigh Dickinson on 6-of-11 shooting in an efficient 16 minutes of action
- 85-inch wingspan
- Underrated athlete with a 37-inch vertical and one of the best dunkers on the team
- Averaged 20.1 points and 7.5 rebounds per game for La Lumiere School, which appeared in the GEICO High School Nationals
 - In the semifinals of that tournament scored a team-high 20 points
- Ranked the No. 24 overall player by the Recruiting Services Consensus Index

BIO BLAST

Birthday: August 7

Parents: Sarita and Keion Brooks Sr.

Major: Communication

Did you know ...
His father played basketball at Wright State and Keion wears No. 12 because that was his father's number as well

Get involved ...
Member of the 2020-21 NABC Player Development Coalition, the 2020-21 SEC Council on Racial Equality and Social Justice

Game-By-Game Statistics

Opponent	Date	GS	Min	FG-A	Pct.	3FG-A	Pct.	FT-A	Pct.	Off-Def-Tot	PF	Ast	TO	Blk	Stl	Pts
MOREHEAD STATE	11/25/20															
RICHMOND	11/29/20															
vs. Kansas	12/1/20															
vs. Georgia Tech	12/6/20															
NOTRE DAME	12/12/20															
vs. North Carolina	12/19/20															
at Louisville	12/26/20															
at Mississippi State	1/2/21															
VANDERBILT	1/5/21															
at Florida	1/9/21		25	6-8	.750	0-2	.000	0-0	.000	0-6-6	0	4	2	1	1	12
ALABAMA	1/12/21	*	23	4-12	.333	0-2	.000	2-2	1.000	3-1-4	3	0	3	1	1	10
at Auburn	1/16/21		27	4-7	.571	0-1	.000	0-0	.000	5-1-6	5	1	1	2	2	8
at Georgia	1/20/21		15	3-8	.375	1-2	.500	5-6	.833	2-1-3	2	1	0	0	0	12
LSU	1/23/21	*	30	5-8	.625	1-1	1.000	4-4	1.000	2-7-9	4	1	0	2	0	15
at Alabama	1/26/21	*	17	2-7	.286	0-1	.000	0-0	.000	1-2-3	4	1	1	0	1	4
at Missouri	2/3/21		24	4-8	.500	2-4	.500	0-0	.000	1-5-6	1	1	4	0	0	10
TENNESSEE	2/6/21		35	8-16	.500	0-2	.000	7-8	.875	3-8-11	1	1	2	1	1	23
ARKANSAS	2/9/21		23	3-11	.273	0-1	.000	4-7	.571	2-5-7	5	0	1	0	0	10
AUBURN	2/13/21		26	5-12	.417	1-4	.250	1-2	.500	3-2-5	3	4	3	1	2	12

Career Statistics

Year	GP-GS	Min-Avg	FG-FGA	Pct	3FG-FGA	Pct	FT-FTA	Pct	Off-Def-Tot-Avg	PF-FO	Ast	TO	Blk	Stl	Pts	Avg
2019-20	31-6	470-15.2	58-123	.472	5-19	.263	17-27	.630	31-68-99-3.2	46-0	6	25	13	11	138	4.5
2020-21	10-3	245-24.5	44-97	.454	5-20	.250	23-29	.793	22-38-60-6.0	28-2	14	17	8	8	116	11.6
TOTAL	41-9	715-17.4	102-220	.464	10-39	.256	40-56	.714	53-106-159-3.9	74-2	20	42	21	19	254	6.2

RILEY WELCH

Senior | Guard | 6-0 | 185 lbs | Littleton, Colo. | College of the Desert

13



[@Riley_Welch](#) |
 [@riley_welch](#) |
 [@Riley.Welch13](#)

2020-21 SEASON/CAREER HIGHS*	
Points	
Season	-
Career	5, at Denver (11/12/17)
Rebounds	
Season	-
Career	4, UC RIVERSIDE (1/24/18)
Field Goals	
Season	-
Career	1, 4x, last at Hawaii (2/24/18)
Field Goals Attempted	
Season	-
Career	3, at Hawaii (2/24/18)
3-Point Field Goals	
Season	-
Career	1, 2x, last CHAPMAN (11/14/17)
3-Point Field Goals Attempted	
Season	-
Career	1, 8x, last at Hawaii (2/24/18)
Free Throws	
Season	-
Career	2, 2x, last UC RIVERSIDE (1/24/18)
Free Throws Attempted	
Season	-
Career	2, 2x, last UC RIVERSIDE (1/24/18)
Assists	
Season	-
Career	4, CHAPMAN (11/14/17)
Steals	
Season	-
Career	1, 4x, last LAMAR (11/24/19)
Blocked Shots	
Season	-
Career	-
Minutes Played	
Season	1, MOREHEAD STATE (11/25/20)
Career	14, UC RIVERSIDE (1/24/18)
MISCELLANEOUS	
2020-21 CAREER*	
Dunks	-
Double-Figure	-
Scoring Games	-
Double-Figure	-
Rebounding Games	-
Games With	-
Double-Double	-
Games Led UK in Scoring	-
Games Led UK in Rebounding	-
Games Led UK in Assists	-
Games Led UK in Steals	-
Games Led UK in Blocks	-
Games With	-
3+ Assists	-
Games With	-
3+ Blocks	-
Games With	-
3+ Steals	-
Games With	-
3+ Three-Pointers	-

*Division I statistics only

- Walk-on
- Saw action vs. Morehead State in the last minute
- Participated in the 2020 SEC Career Tour
- Made four appearances with two steals in 2019-20
 - Made first appearance as a Wildcat in regular-season action vs. Eastern Kentucky and recorded a steal
- Saw action in 27 games a season ago at the College of the Desert
 - Averaged 8.2 points, 5.0 assists and 3.5 rebounds per game
 - Dished out a team-high 134 assists and sunk 31 shots from beyond the arc
 - Scored a career-high 29 points vs. San Jacinto on 9-of-11 shooting and 10 of 11 from the free-throw line
- Played at UC Irvine his freshman season, appearing in 27 games
 - Saw double-digit minutes four times
 - Scored five points in his collegiate debut at Denver
- Played for Chatfield High School to conclude his prep career
 - Won a league or county championship during all four years of his high school career
 - 2016 Chauncey Billups regional champion
 - School reached the Colorado High School Activities Association Final Four in 2016
 - Two-time All-Conference performer
 - Academic All-State

BIO BLAST

Birthday: September 26

Parents: Jean and John Welch

Major: Liberal studies

Why No. 13 ...
Because it was Steve Nash's number

Most famous people he's hooped with ...
Carmelo Anthony, Allen Iverson and Chris Paul

Basketball's in the blood ...
Father played basketball at UNLV and has served as a coach in the NBA for 15 years

Game-By-Game Statistics

Opponent	Date	GS	Min	FG-A	Pct.	3FG-A	Pct.	FT-A	Pct.	Off-Def-Tot	PF	Ast	TO	Blk	Stl	Pts
MOREHEAD STATE	11/25/20	1	0-0	.000	0-0	.000	0-0	.000	0-0-0	0	0	0	0	0	0	0
RICHMOND	11/29/20															
vs. Kansas	12/1/20															
vs. Georgia Tech	12/6/20															
NOTRE DAME	12/12/20															
vs. North Carolina	12/19/20															
at Louisville	12/26/20															
at Mississippi State	1/2/21															
VANDERBILT	1/5/21															
at Florida	1/9/21															
ALABAMA	1/12/21															
at Auburn	1/16/21															
at Georgia	1/20/21															
LSU	1/23/21															
at Alabama	1/26/21															
at Missouri	2/3/21															
TENNESSEE	2/6/21															
ARKANSAS	2/9/21															
AUBURN	2/13/21															

Career Statistics

Year	GP-GS	Min-Avg	FG-FGA	Pct	3FG-FGA	Pct	FT-FTA	Pct	Off-Def-Tot-Avg	PF-FO	Ast	TO	Blk	Stl	Pts	Avg
2017-18	27-0	143-5.8	4-13	.308	2-8	.250	4-5	.800	2-12-14-0.5	22-0	15	7	0	2	14	0.5
2019-20	4-0	3-0.8	0-1	.000	0-0	.000	0-0	.000	0-0-0-0.0	0-0	0	0	0	2	0	0.0
2020-21	1-0	1-1.0	0-0	.000	0-0	.000	0-0	.000	0-0-0-0.0	0-0	0	0	0	0	0	0.0
TOTAL	32-0	147-4.6	4-14	.286	2-8	.250	4-5	.800	2-12-14-0.5	22-0	15	7	0	4	14	0.5



Twitter: @brennanc14 | Instagram: @brennanc14

2020-21 SEASON/CAREER HIGHS		
Points		
Season	-	
Career	-	
Rebounds		
Season	-	
Career	-	
Field Goals		
Season	-	
Career	-	
Field Goals Attempted		
Season	-	
Career	-	
3-Point Field Goals		
Season	-	
Career	-	
3-Point Field Goals Attempted		
Season	-	
Career	-	
Free Throws		
Season	-	
Career	-	
Free Throws Attempted		
Season	-	
Career	-	
Assists		
Season	-	
Career	-	
Steals		
Season	-	
Career	-	
Blocked Shots		
Season	-	
Career	-	
Minutes Played		
Season	1, MOREHEAD STATE (11/25/20)	
Career	1, 4x, last MOREHEAD ST. (11/25/20)	
MISCELLANEOUS		
	2020-21	CAREER
Dunks	-	-
Double-Figure Scoring Games	-	-
Double-Figure Rebounding Games	-	-
Games With Double-Double	-	-
Games Led UK in Scoring	-	-
Games Led UK in Rebounding	-	-
Games Led UK in Assists	-	-
Games Led UK in Steals	-	-
Games Led UK in Blocks	-	-
Games With 3+ Assists	-	-
Games With 3+ Blocks	-	-
Games With 3+ Steals	-	-
Games With 3+ Three-Pointers	-	-

- Walk-on
- Saw action vs. Morehead State in the last minute
- Made four appearances in his first season
 - Made first appearance as a Wildcat in regular-season action vs. Eastern Kentucky
- Capped his high school career with 1,371 career points and 776 rebounds
 - Two-year captain
 - Named an All-10th Region First Team selection
 - Averaged 15.0 points and 9.5 rebounds per game as a senior
 - Had 13 double-doubles
 - Double-digit scorer over his final three seasons
 - Three-time All-District Team selection and a three-time All-District Tournament Team pick
 - Team claimed two District 40 titles
 - 10th Region runners-up in 2019

BIO BLAST

Birthday: July 15

Parents: Melissa and Lynn Canada

Major: Communication

I'll be your hero ...

His definition of a hero is someone who you can rely on and follow

Fan of the Wildcats ...

Born in Lexington, Ky., and cheered for the Wildcats growing up. De'Aaron Fox is his favorite former Wildcat

Giving back ...

Participated in Big Brothers, Big Sisters

Game-By-Game Statistics

Opponent	Date	GS	Min	FG-A	Pct.	3FG-A	Pct.	FT-A	Pct.	Off-Def-Tot	PF	Ast	TO	Blk	Stl	Pts
MOREHEAD STATE	11/25/20	1	0-0	.000	0-0	.000	0-0	.000	0-0-0	0	0	0	0	0	0	0
RICHMOND	11/29/20															
vs. Kansas	12/1/20															
vs. Georgia Tech	12/6/20															
NOTRE DAME	12/12/20															
vs. North Carolina	12/19/20															
at Louisville	12/26/20															
at Mississippi State	1/2/21															
VANDERBILT	1/5/21															
at Florida	1/9/21															
ALABAMA	1/12/21															
at Auburn	1/16/21															
at Georgia	1/20/21															
LSU	1/23/21															
at Alabama	1/26/21															
at Missouri	2/3/21															
TENNESSEE	2/6/21															
ARKANSAS	2/9/21															
AUBURN	2/13/21															

Career Statistics

Year	GP-GS	Min-Avg	FG-FGA	Pct	3FG-FGA	Pct	FT-FTA	Pct	Off-Def-Tot-Avg	PF-FO	Ast	TO	Blk	Stl	Pts	Avg
2019-20	4-0	3-0.8	0-0	.000	0-0	.000	0-0	.000	0-0-0-0.0	0-0	0	1	0	0	0	0.0
2020-21	1-0	1-1.0	0-0	.000	0-0	.000	0-0	.000	0-0-0-0.0	0-0	0	0	0	0	0	0.0
TOTAL	5-0	4-0.8	0-0	.000	0-0	.000	0-0	.000	0-0-0-0.0	0-0	0	1	0	0	0	0.0

CAM'RON FLETCHER

Freshman | Forward | 6-6 | 215 lbs | St. Louis | Vashon

21



[@CamRonFletcher1](#)

[@camron](#)

2020-21 SEASON/CAREER HIGHS

Points		
Season	9, MOREHEAD STATE (11/25/20)	
Career	9, MOREHEAD STATE (11/25/20)	
Rebounds		
Season	6, RICHMOND (11/29/20)	
Career	6, RICHMOND (11/29/20)	
Field Goals		
Season	4, MOREHEAD STATE (11/25/20)	
Career	4, MOREHEAD STATE (11/25/20)	
Field Goals Attempted		
Season	5, MOREHEAD STATE (11/25/20)	
Career	5, MOREHEAD STATE (11/25/20)	
3-Point Field Goals		
Season	1, MOREHEAD STATE (11/25/20)	
Career	1, MOREHEAD STATE (11/25/20)	
3-Point Field Goals Attempted		
Season	2, vs. Kansas (12/1/20)	
Career	2, vs. Kansas (12/1/20)	
Free Throws		
Season	-	
Career	-	
Free Throws Attempted		
Season	-	
Career	-	
Assists		
Season	3, MOREHEAD STATE (11/25/20)	
Career	3, MOREHEAD STATE (11/25/20)	
Steals		
Season	2, vs. Kansas (12/1/20)	
Career	2, vs. Kansas (12/1/20)	
Blocked Shots		
Season	-	
Career	-	
Minutes Played		
Season	17, MOREHEAD STATE (11/25/20)	
Career	17, MOREHEAD STATE (11/25/20)	
MISCELLANEOUS		
	2020-21	CAREER
Dunks	-	-
Double-Figure	-	-
Scoring Games	-	-
Double-Figure	-	-
Rebounding Games	-	-
Games With		
Double-Double	-	-
Games Led UK		
in Scoring	-	-
Games Led UK		
in Rebounding	-	-
Games Led UK		
in Assists	-	-
Games Led UK		
in Steals	2	2
Games Led UK		
in Blocks	-	-
Games With		
3+ Assists	1	1
Games With		
3+ Blocks	-	-
Games With		
3+ Steals	-	-
Games With		
3+ Three-Pointers	-	-

- Made his first appearance since Dec. 19 at Missouri
- Logged his first career start vs. Richmond
- Did a little bit of everything for the Wildcats in his collegiate debut vs. Morehead State with nine points, five boards, three assists and a steal in an efficient 17 minutes
- Consensus four-star prospect who was ranked as high as No. 49 in the country by Rivals
- Averaged 20.6 points, 9.8 rebounds and 2.7 blocks per game to lead Vashon High School to the Missouri State High School Activities Association Class 4 state semifinals before postseason play was canceled
- Named the Missouri Basketball Coaches Association Class 4 Player of the Year and was a MBCAC CLASS 5 All-State Team selection
- Two-time state champion
- During the 2019 Nike Elite Youth Basketball League, averaged 11.8 points, 6.5 rebounds and 1.4 assists per game
- Climbed the rankings after his surge in the Nike EYBL circuit and a standout performance at the NBPA Top 100 Camp in 2019

BIO BLAST

Birthdate: July 10

Parents: Tamika Fletcher and Michael Henderson

Major: Undeclared/exploratory studies in agriculture

First flush ...
Dunked for the first time at age 13

Few of his favorites ...
Movie is Boyz n the Hood and favorite food is chicken

Best basketball memory ...
Winning the state championship

Game-By-Game Statistics

Opponent	Date	GS	Min	FG-A	Pct.	3FG-A	Pct.	FT-A	Pct.	Off-Def-Tot	PF	Ast	TO	Blk	Stl	Pts
MOREHEAD STATE	11/25/20		17	4-5	.800	1-1	1.000	0-0	.000	1-4-5	3	3	0	0	1	9
RICHMOND	11/29/20	*	15	2-3	.667	0-0	.000	0-0	.000	2-4-6	2	0	2	0	1	4
vs. Kansas	12/1/20		13	0-2	.000	0-2	.000	0-0	.000	0-2-2	0	0	0	0	2	0
vs. Georgia Tech	12/6/20		1	0-0	.000	0-0	.000	0-0	.000	0-0-0	0	0	0	0	0	0
NOTRE DAME	12/12/20		4	0-1	.000	0-1	.000	0-0	.000	0-0-0	0	0	0	0	0	0
vs. North Carolina	12/19/20		2	0-0	.000	0-0	.000	0-0	.000	0-0-0	1	0	0	0	1	0
at Louisville	12/26/20									DNP - Suspended						
at Mississippi State	1/2/21									DNP - Coach's decision						
VANDERBILT	1/5/21									DNP - Coach's decision						
at Florida	1/9/21									DNP - Coach's decision						
ALABAMA	1/12/21									DNP - Coach's decision						
at Auburn	1/16/21									DNP - Coach's decision						
at Georgia	1/20/21									DNP - Coach's decision						
LSU	1/23/21									DNP - Coach's decision						
at Alabama	1/26/21									DNP - Coach's decision						
at Missouri	2/3/21		1	0-0	.000	0-0	.000	0-0	.000	0-0-0	0	0	0	0	0	0
TENNESSEE	2/6/21									DNP - Coach's decision						
ARKANSAS	2/9/21									DNP - Coach's decision						
AUBURN	2/13/21									DNP - Coach's decision						

Career Statistics

Year	GP-GS	Min-Avg	FG-FGA	Pct	3FG-FGA	Pct	FT-FTA	Pct	Off-Def-Tot-Avg	PF-FO	Ast	TO	Blk	Stl	Pts	Avg
2020-21	7-1	53-7.6	6-11	.545	1-4	.250	0-0	.000	3-10-13-1.9	8-0	3	2	0	5	13	1.9
TOTAL	7-1	53-7.6	6-11	.545	1-4	.250	0-0	.000	3-10-13-1.9	8-0	3	2	0	5	13	1.9

ISAIAH JACKSON

Freshman | Forward | 6-10 | 206 lbs | Pontiac, Mich. | Waterford Mott

23

[@IJackson22](#)

[@isaiahjackson22](#)



2020-21 SEASON/CAREER HIGHS		
Points		
Season	18, AUBURN (2/13/21)	
Career	18, AUBURN (2/13/21)	
Rebounds		
Season	15, LSU (1/23/21)	
Career	15, LSU (1/23/21)	
Field Goals		
Season	6, at Georgia (1/20/21)	
Career	6, at Georgia (1/20/21)	
Field Goals Attempted		
Season	8, 3x, last AUBURN (2/13/21)	
Career	8, 3x, last AUBURN (2/13/21)	
3-Point Field Goals		
Season	-	
Career	-	
3-Point Field Goals Attempted		
Season	1, 2x, last vs. Kansas (12/1/20)	
Career	1, 2x, last vs. Kansas (12/1/20)	
Free Throws		
Season	8, 2x, last AUBURN (2/13/21)	
Career	8, 2x, last AUBURN (2/13/21)	
Free Throws Attempted		
Season	11, AUBURN (2/13/21)	
Career	11, AUBURN (2/13/21)	
Assists		
Season	4, vs. Georgia Tech (12/6/20)	
Career	4, vs. Georgia Tech (12/6/20)	
Steals		
Season	3, 2x, last at Missouri (2/3/21)	
Career	3, 2x, last at Missouri (2/3/21)	
Blocked Shots		
Season	8, vs. Kansas (12/1/20)	
Career	8, vs. Kansas (12/1/20)	
Minutes Played		
Season	34, at Missouri (2/3/21)	
Career	34, at Missouri (2/3/21)	
MISCELLANEOUS		
	2020-21	CAREER
Dunks	16	16
Double-Figure Scoring Games	3	3
Double-Figure Rebounding Games	6	6
Games With Double-Double	1	1
Games Led UK in Scoring	2	2
Games Led UK in Rebounding	9	9
Games Led UK in Assists	-	-
Games Led UK in Steals	5	5
Games Led UK in Blocks	15	15
Games With 3+ Assists	1	1
Games With 3+ Blocks	7	7
Games With 3+ Steals	2	2
Games With 3+ Three-Pointers	-	-

- Coming off first career double-double with 18 points, 11 rebounds in win vs. Auburn
- Leads UK in rebounds per game (6.7)
- Leads the SEC in blocks per game (2.7) and 12th nationally
 - Blocked four or more shots in six games
- Block percentage is 13.5%, fourth in the country, and in line with UK record-setting shot blockers Anthony Davis (13.8% in 2011-12) and Nerlens Noel (13.2% in 2012-13)
- Eight points, 10 rebounds, four blocks, three steals and two assists at Missouri
- Grabbed 15 rebounds in just 16 minutes vs. LSU, the most rebounds by a Wildcat since Nick Richards hauled in 16 vs. Arkansas on Feb. 26, 2019
- Career-high 14 points with six boards, seven blocks and two steals against Alabama
- Seven points, 12 rebounds and eight swats vs. Kansas
 - First UK player with eight or more blocks since Willie Cauley-Stein's nine vs. Boise State on Dec. 10, 2013, and the most by a Wildcat vs. an AP top-10 opponent
- Despite tweaking ankle vs. Morehead State, grabbed 14 rebounds vs. Richmond
- Considered a five-star prospect by Rivals, where he was ranked the No. 28 overall player in the class
- 2020 Big Blue Madness slam dunk contest champion
- Impressive athletic ability with an 86.5-inch wingspan and clocked the fastest 3/4-court sprint on the team at 3.21 seconds
- Averaged 19.7 points, 13.0 rebounds, 7.7 blocks, 3.3 assists and 2.1 steals per game for Waterford Mott his senior season
- Michigan All-State Division I (Associated Press) recipient and finalist for the Mr. Michigan Basketball award
- Three-time All-State selection and four-time conference defensive player of the year
- During the Nike Elite Youth Basketball League in 2019, averaged 11.0 points, 6.2 rebounds and 2.7 blocks per game
- Named to the Jordan Brand Classic

BIO BLAST

Birthdate: January 10

Parents: DeUngela and Wesley Jackson

Major: Undeclared/exploratory studies in agriculture

First flush and favorite memory ...
Considers his favorite basketball memory to be his first dunk, which he did in the eighth grade at a basketball camp in Rochester, Michigan

UK bigs ...
Favorite Wildcats are Anthony Davis and Karl-Anthony Towns

Game-By-Game Statistics

Opponent	Date	GS	Min	FG-A	Pct.	3FG-A	Pct.	FT-A	Pct.	Off-Def-Tot	PF	Ast	TO	Blk	Stl	Pts
MOREHEAD STATE	11/25/20	*	17	4-5	.800	0-0	.000	1-2	.500	2-2-4	3	1	1	2	0	9
RICHMOND	11/29/20		25	2-8	.250	0-1	.000	2-5	.400	7-7-14	1	0	3	2	0	6
vs. Kansas	12/1/20	*	30	3-7	.429	0-1	.000	1-1	1.000	3-9-12	4	0	1	8	0	7
vs. Georgia Tech	12/6/20	*	32	4-8	.500	0-0	.000	1-1	1.000	3-9-12	3	4	3	1	1	9
NOTRE DAME	12/12/20	*	16	0-1	.000	0-0	.000	1-2	.500	2-3-5	3	1	0	1	0	1
vs. North Carolina	12/19/20	*	15	1-2	.500	0-0	.000	1-2	.500	1-4-5	5	0	2	1	0	3
at Louisville	12/26/20	*	21	2-6	.333	0-0	.000	3-4	.750	4-3-7	5	0	3	3	2	7
at Mississippi State	1/2/21	*	20	1-4	.250	0-0	.000	0-1	.000	1-1-2	2	1	1	4	3	2
VANDERBILT	1/5/21		16	1-2	.500	0-0	.000	2-2	1.000	2-3-5	2	0	0	2	0	4
at Florida	1/9/21		20	4-7	.571	0-0	.000	1-2	.500	1-5-6	1	2	4	4	1	9
ALABAMA	1/12/21		23	3-5	.600	0-0	.000	8-10	.800	3-3-6	3	0	3	7	2	14
at Auburn	1/16/21	*	11	0-3	.000	0-0	.000	2-2	1.000	0-1-1	0	0	0	2	0	2
at Georgia	1/20/21		21	6-6	1.000	0-0	.000	0-0	.000	2-2-4	0	0	1	4	0	12
LSU	1/23/21		16	2-5	.400	0-0	.000	2-2	1.000	4-11-15	3	0	1	1	0	6
at Alabama	1/26/21		16	2-4	.500	0-0	.000	2-2	1.000	1-4-5	4	1	2	2	1	6
at Missouri	2/3/21	*	34	3-6	.500	0-0	.000	2-4	.500	0-10-10	3	2	2	4	3	8
TENNESSEE	2/6/21	*	12	2-2	1.000	0-0	.000	0-0	.000	1-0-1	2	0	0	0	0	4
ARKANSAS	2/9/21	*	18	3-7	.429	0-0	.000	3-6	.500	0-3-3	5	1	0	2	0	9
AUBURN	2/13/21	*	31	5-8	.625	0-0	.000	8-11	.727	5-6-11	1	0	0	2	0	18

Career Statistics

Year	GP-GS	Min-Avg	FG-FGA	Pct	3FG-FGA	Pct	FT-FTA	Pct	Off-Def-Tot-Avg	PF-FO	Ast	TO	Blk	Stl	Pts	Avg
2020-21	19-12	394-20.7	48-96	.500	0-2	.000	40-59	.678	42-86-128-6.7	50-3	13	27	52	13	136	7.2
TOTAL	19-12	394-20.7	48-96	.500	0-2	.000	40-59	.678	42-86-128-6.7	50-3	13	27	52	13	136	7.2

OLIVIER SARR

Senior | Forward | 7-0 | 237 lbs | Bordeaux, France | Wake Forest

30



[@sarr_olivier](#)

[@olivier_sarr](#)

2020-21 SEASON/CAREER HIGHS*		
Points		
Season	24, VANDERBILT (1/5/21)	
Career	30, NOTRE DAME (2/20/20)	
Rebounds		
Season	13, at Georgia (1/20/21)	
Career	17, NOTRE DAME (2/20/20)	
Field Goals		
Season	11, NOTRE DAME (12/12/20)	
Career	12, NOTRE DAME (2/20/20)	
Field Goals Attempted		
Season	16, 2x, last at Mississippi St. (1/2/21)	
Career	18, vs. Pittsburgh (3/10/20)	
3-Point Field Goals		
Season	3, ARKANSAS (2/9/21)	
Career	3, ARKANSAS (2/9/21)	
3-Point Field Goals Attempted		
Season	5, ARKANSAS (2/9/21)	
Career	5, ARKANSAS (2/9/21)	
Free Throws		
Season	14, VANDERBILT (1/5/21)	
Career	14, VANDERBILT (1/5/21)	
Free Throws Attempted		
Season	17, VANDERBILT (1/5/21)	
Career	17, VANDERBILT (1/5/21)	
Assists		
Season	4, ARKANSAS (2/9/21)	
Career	4, 2x, last ARKANSAS (2/9/21)	
Steals		
Season	2, at Alabama (1/26/21)	
Career	4, NORTH CAROLINA A&T (12/21/19)	
Blocked Shots		
Season	4, AUBURN (2/13/21)	
Career	5, at Charlotte (11/17/19)	
Minutes Played		
Season	38, RICHMOND (11/29/20)	
Career	38, RICHMOND (11/29/20)	
MISCELLANEOUS		
	2020-21	CAREER*
Dunks	11	61
Double-Figure Scoring Games	9	36
Double-Figure Rebounding Games	4	18
Games With Double-Double	3	14
Games Led UK in Scoring	3	12
Games Led UK in Rebounding	4	33
Games Led UK in Assists	1	3
Games Led UK in Steals	1	9
Games Led UK in Blocks	6	45
Games With 3+ Assists	2	7
Games With 3+ Blocks	2	7
Games With 3+ Steals	-	1
Games With 3+ Three-Pointers	1	1

*includes Wake Forest statistics

- Averaging 11.3 points and team-high 6.1 rebounds during league play
- Developing a 3-point eye, making 7 of 11 from long range in the last three games
- Team-high three double-doubles this season
 - 13 points (with a career-high three 3-pointers) and 10 rebounds, plus career-high-tying four assists, vs. Arkansas
 - 17 points and 11 rebounds in a career-high 38 minutes vs. Richmond
 - 14 points, 12 rebounds and a career-high two 3-pointers in the nine-point comeback at Mississippi State, including the key 3-pointer in the second overtime
- Season-high 24 points with a 14-of-17 night at the foul line to go along with two blocks and seven boards in the win over Vanderbilt
- Led UK with 22 points, seven boards, three blocks and two assists against Notre Dame
- Granted immediate eligibility to play this season after transferring from Wake Forest
- Top wingspan on the team at 87.5 inches
- All-Atlantic Coast Conference Third Team selection and runner-up for ACC Most Improved Player in 2019-20
- Appeared in 85 career games with 31 starts for Wake Forest
- Played in 30 games for Wake Forest last season with 15 starts
 - Averaged 13.7 points and 9.0 rebounds per game
 - Led the team with 11 double-doubles and 33 blocks
 - Two-time ACC Player of the Week, becoming the 12th different Demon Deacon to win it twice in a season
- Ended the season with six straight games in double figures, including 20 points and 13 rebounds vs. Pittsburgh in the finale
- Also tallied eight offensive rebounds in the game vs. Pitt, which tied a school ACC Tournament record
- Set career highs of 30 points and 17 rebounds vs. Notre Dame to become the third Deacon in the past 50 years to have a 30-and-15 game against an ACC opponent

BIO BLAST

BirthDay: February 20

Parents: Marie and Massar Sarr

Major: Communication

Renaissance Man ...
Hobbies include fishing, yoga, playing cards, reading, cooking

Hidden talent ...
Can play the clarinet

The Dream ...
Favorite basketball player is Hakeem Olajuwon

Game-By-Game Statistics

Opponent	Date	GS	Min	FG-A	Pct.	3FG-A	Pct.	FT-A	Pct.	Off-Def-Tot	PF	Ast	TO	Blk	Stl	Pts
MOREHEAD STATE	11/25/20	*	21	4-6	.667	0-0	.000	0-0	.000	2-1-3	3	1	1	2	0	8
RICHMOND	11/29/20	*	38	5-13	.385	0-0	.000	7-11	.636	4-7-11	3	0	5	1	0	17
vs. Kansas	12/1/20	*	15	4-6	.667	0-0	.000	0-0	.000	2-4-6	4	1	0	2	0	8
vs. Georgia Tech	12/6/20	*	30	1-4	.250	0-0	.000	4-4	1.000	0-3-3	4	2	2	0	0	6
NOTRE DAME	12/12/20	*	34	11-16	.688	0-1	.000	0-1	.000	2-5-7	3	2	2	3	0	22
vs. North Carolina	12/19/20	*	19	0-0	.000	0-0	.000	2-4	.500	1-3-4	5	1	3	1	0	2
at Louisville	12/26/20	*	22	0-4	.000	0-0	.000	1-2	.500	0-1-1	3	0	2	1	0	1
at Mississippi State	1/2/21	*	37	6-16	.375	2-2	1.000	0-0	.000	6-6-12	2	1	3	2	1	14
VANDERBILT	1/5/21	*	28	5-10	.500	0-1	.000	14-17	.824	1-6-7	5	2	0	2	1	24
at Florida	1/9/21	*	24	5-8	.625	0-1	.000	0-0	.000	1-1-2	3	2	0	0	1	10
ALABAMA	1/12/21	*	19	1-4	.250	0-0	.000	4-5	.800	2-3-5	1	2	2	0	0	6
at Auburn	1/16/21	*	14	3-5	.600	0-0	.000	0-1	.000	2-3-5	2	0	2	1	1	6
at Georgia	1/20/21	*	30	3-9	.333	0-1	.000	0-0	.000	3-10-13	3	2	2	1	1	6
LSU	1/23/21	*	12	3-5	.600	0-0	.000	7-8	.875	3-2-5	4	0	2	0	0	13
at Alabama	1/26/21	*	25	4-10	.400	0-1	.000	4-5	.800	0-4-4	3	0	1	1	2	12
at Missouri	2/3/21	*	12	4-6	.667	1-1	1.000	0-0	.000	1-1-2	5	2	2	0	1	9
TENNESSEE	2/6/21	*	27	5-9	.556	2-2	1.000	2-2	1.000	1-4-5	4	1	4	1	1	14
ARKANSAS	2/9/21	*	31	4-9	.444	3-5	.600	2-2	1.000	7-3-10	3	4	3	0	0	13
AUBURN	2/13/21	*	23	3-7	.429	1-3	.333	2-4	.500	2-1-3	2	3	4	4	0	9

Career Statistics

Year	GP-GS	Min-Avg	FG-FGA	Pct	3FG-FGA	Pct	FT-FTA	Pct	Off-Def-Tot-Avg	PF-FO	Ast	TO	Blk	Stl	Pts	Avg
2017-18	30-0	453-15.1	32-92	.348	6-24	.250	27-45	.600	30-59-89-3.0	76-2	11	32	21	10	97	3.2
2018-19	25-16	540-21.6	54-114	.474	4-16	.250	43-61	.705	58-79-137-5.5	72-2	12	37	25	10	155	6.2
2019-20	30-15	802-26.7	137-260	.527	1-7	.143	137-180	.761	80-190-270-9.0	94-4	28	47	35	12	412	13.7
2020-21	19-19	461-24.3	71-147	.483	9-18	.500	49-66	.742	40-68-108-5.7	62-3	26	40	22	9	200	10.5
TOTAL	104-50	2256-21.7	294-613	.480	20-65	.308	256-352	.727	208-396-604-5.8	304-9	77	156	103	41	864	8.3

OSCAR TSHIEBWE

Sophomore | Forward | 6-9 | 260 lbs | Lubumbashi, Democratic Republic of the Congo | Kennedy Catholic

34

[@Oscartshiebwe34](#) | [@oscar_tshiebwe](#)



2020-21 SEASON/CAREER HIGHS*		
Points		
Season	14, vs. Gonzaga (12/2/20)	
Career	21, BOSTON (11/22/19)	
Rebounds		
Season	16, vs. VCU (11/26/20)	
Career	18, vs. Wichita State (11/27/19)	
Field Goals		
Season	6, 2x, last NORTHEASTERN (12/29/20)	
Career	10, BOSTON (11/22/19)	
Field Goals Attempted		
Season	9, 2x, last NORTHEASTERN (12/29/20)	
Career	16, at Oklahoma (2/8/20)	
3-Point Field Goals		
Season	-	
Career	-	
3-Point Field Goals Attempted		
Season	-	
Career	-	
Free Throws		
Season	4, vs. Gonzaga (12/2/20)	
Career	9, vs. Wichita State (11/27/19)	
Free Throws Attempted		
Season	7, vs. VCU (11/26/20)	
Career	13, vs. Wichita State (11/27/19)	
Assists		
Season	3, RICHMOND (12/13/20)	
Career	3, RICHMOND (12/13/20)	
Steals		
Season	1, 4x, last IOWA STATE (12/18/20)	
Career	3, 2x, last vs. Texas Tech (1/29/20)	
Blocked Shots		
Season	1, 4x, last IOWA STATE (12/18/20)	
Career	4, TEXAS TECH (1/11/20)	
Minutes Played		
Season	29, vs. VCU (11/26/20)	
Career	36, vs. Wichita State (11/27/19)	
MISCELLANEOUS		
	2020-21	CAREER
Dunks	5	31
Double-Figure Scoring Games	5	24
Double-Figure Rebounding Games	2	15
Games With Double-Double	2	12
Games Led UK in Scoring	0	10
Games Led UK in Rebounding	2	20
Games Led UK in Assists	0	0
Games Led UK in Steals	3	18
Games Led UK in Blocks	1	11
Games With 3+ Assists	1	1
Games With 3+ Blocks	0	3
Games With 3+ Steals	0	2
Games With 3+ Three-Pointers	0	0

*includes West Virginia statistics

- Transferred to Kentucky in mid-January after a season and a half at West Virginia
- Joined the team in early February but will not be eligible for competition for the 2020-21 season under NCAA transfer rules
- Tshiebwe on transferring to UK: "Kentucky just felt like the perfect place for me. I love the way they play, the coaches' players-first approach and just how Kentucky felt like home to me. I'm looking forward to coming in and helping the team this year in practice and I can't wait to compete for Big Blue Nation"
- Calipari on the addition of Tshiebwe: "We recruited Oscar two years ago and absolutely fell in love with his effort, his energy and his desire to improve. Oscar has a rare combination of strength and skill with tremendous length, not to mention he's a wonderful kid. There is no question his time at West Virginia was well spent playing for a terrific coach and friend in Bob Huggins. Oscar won't be able to play for us this season but we're looking forward to getting him here and be a part of this culture. He will really help us in practice"
- Named to the 2019-20 All-Big 12 Conference Second Team and Big 12 All-Freshman
- Started all 31 games as a freshman and led the team in scoring (11.2 points per game) and rebounding (9.3 boards per game)
- Led WVU as a freshman with 19 games in double figures and 10 double-doubles
- First in the Big 12 in offensive rebounds per game (4.1) and second in rebounds per game (9.3) as a freshman
- Led the country in offensive rebounding percentage (19.0%) in 2019-20
- Averaged 8.5 points and 7.8 rebounds this season until transferring
- Two double-doubles in 2019-20, including 12 points and 15 rebounds in his final game
- 7-foot-5 wing span
- Selected for McDonald's All American Game and Nike Hoop Summit in 2019
- Two-time Pennsylvania state champion
- 2019 Gatorade Pennsylvania Player of the Year after averaging 23.2 points as a senior

BIO BLAST

Birthday: November 27

Parents: Mbuyi and Kaya Rosalie Tshiebwe

Major: Communication

Did you know ...

He moved to the United States when he was 16 and has not seen his parents in person since then

He chose 34 because ...

His favorite big man of all-time is Hakeem Olajuwon, who wore No. 34 throughout his Hall of Fame career

Game-By-Game Statistics*

Opponent	Date	GS	Min	FG-A	Pct.	3FG-A	Pct.	FT-A	Pct.	Off-Def-Tot	PF	Ast	TO	Blk	Stl	Pts
vs. South Dakota St.	11/25/20	*	14	3-5	.600	0-0	.000	1-2	.500	1-2-3	4	0	0	0	1	7
vs. VCU	11/26/20	*	29	4-9	.444	0-0	.000	3-7	.429	8-8-16	0	0	2	1	0	11
vs. Western Ky.	11/27/20	*	17	2-5	.400	0-0	.000	1-2	.500	2-5-7	3	0	0	0	1	5
vs. Gonzaga	12/2/20	*	21	5-8	.625	0-0	.000	4-4	1.000	3-6-9	5	0	1	1	0	14
vs. Georgetown	12/6/20	*	21	3-6	.500	0-0	.000	3-5	.600	4-2-6	3	1	1	1	0	9
NORTH TEXAS	12/11/20	*	13	0-5	.000	0-0	.000	0-0	.000	5-2-7	2	1	2	0	0	0
RICHMOND	12/13/20	*	24	6-8	.750	0-0	.000	0-0	.000	1-4-5	1	3	1	0	1	12
IOWA STATE	12/18/20	*	21	4-5	.800	0-0	.000	4-5	.800	3-2-5	2	1	1	1	1	12
at Kansas	12/22/20	*	18	1-5	.200	0-0	.000	1-3	.333	4-1-5	3	1	3	0	0	3
NORTHEASTERN	12/29/20	*	21	6-9	.667	0-0	.000	0-0	.000	7-8-15	2	0	1	0	0	12

Ineligible for the rest of the season | *at West Virginia

Career Statistics

Year	GP-GS	Min-Avg	FG-FGA	Pct	3FG-FGA	Pct	FT-FTA	Pct	Off-Def-Tot-Avg	PF-FO	Ast	TO	Blk	Stl	Pts	Avg
2019-20	31-31	717-23.1	123-223	.552	0-0	.000	102-144	.708	128-159-287-9.3	85-1	11	53	32	23	348	11.2
2020-21	10-10	200-20.0	34-65	.523	0-0	.000	17-28	.607	38-40-78-7.8	25-1	7	12	4	4	85	8.5
TOTAL	41-41	917-22.4	157-288	.545	0-0	.000	119-172	.692	166-199-365-8.9	110-2	18	65	36	27	433	10.6

LANCE WARE

Freshman | Forward | 6-9 | 223 lbs | Camden, N.J. | Camden

55

[@lanceware12](#) | [@lance.ware](#)



2020-21 SEASON/CAREER HIGHS		
Points		
Season	8, at Missouri (2/3/21)	
Career	8, at Missouri (2/3/21)	
Rebounds		
Season	13, at Mississippi St. (1/2/21)	
Career	13, at Mississippi St. (1/2/21)	
Field Goals		
Season	3, 2x, last at Missouri (2/3/21)	
Career	3, 2x, last at Missouri (2/3/21)	
Field Goals Attempted		
Season	5, at Louisville (12/26/20)	
Career	5, at Louisville (12/26/20)	
3-Point Field Goals		
Season	-	
Career	-	
3-Point Field Goals Attempted		
Season	-	
Career	-	
Free Throws		
Season	3, at Alabama (1/26/21)	
Career	3, at Alabama (1/26/21)	
Free Throws Attempted		
Season	5, at Louisville (12/26/20)	
Career	5, at Louisville (12/26/20)	
Assists		
Season	4, at Mississippi St. (1/2/21)	
Career	4, at Mississippi St. (1/2/21)	
Steals		
Season	2, vs. North Carolina (12/19/20)	
Career	2, vs. North Carolina (12/19/20)	
Blocked Shots		
Season	3, at Missouri (2/3/21)	
Career	3, at Missouri (2/3/21)	
Minutes Played		
Season	35, at Mississippi St. (1/2/21)	
Career	35, at Mississippi St. (1/2/21)	
MISCELLANEOUS		
	2020-21	CAREER
Dunks	2	2
Double-Figure Scoring Games	-	-
Double-Figure Rebounding Games	2	2
Games With Double-Double	-	-
Games Led UK in Scoring	-	-
Games Led UK in Rebounding	2	2
Games Led UK in Assists	-	-
Games Led UK in Steals	1	1
Games Led UK in Blocks	2	2
Games With 3+ Assists	-	-
Games With 3+ Blocks	1	1
Games With 3+ Steals	-	-
Games With 3+ Three-Pointers	-	-

- Enjoyed a season-best performance at Missouri with eight points, 10 rebounds and a career-high three blocks in 29 minutes
- Other than a DNP vs. Alabama, played an increased role since the North Carolina game, averaging 14.8 minutes, 3.9 rebounds and 2.9 points per game over his last 12 games played with three starts
- Seven points in the win vs. LSU
- Instrumental in the nine-point comeback at Mississippi State with a career-high 13 rebounds, a career-high four assists and four points in a career-high 35 minutes
- Solid breakthrough performance vs. North Carolina, scoring his first field goals in addition to seven rebounds in 21 minutes
- Four-star prospect ranked as high as No. 36 in the class by Rivals
- Physical forward with a prowess for rebounding
- 85-inch wingspan
- Led high school team to a 29-1 record his senior season
- Averaged 11.8 points, 7.9 rebounds, 1.3 assists, 1.4 steals and 1.3 blocks for a team that won its final 25 games
- Squad claimed the South Jersey, Group 2 championship and the No. 1 spot in the final NJ.com Top 50 rankings
- Named the NJ.com Player of the Year and was a NJ.com All-State First Team selection
- Averaged 11.4 points, 6.0 rebounds and 1.3 blocks per game during the Nike Elite Youth Basketball League in 2019
- Also performed well at the Peach Jam finals in 2019, averaging 14.4 points, 6.4 rebounds and 2.4 blocks per game
- Selected to the Allen Iverson Roundball Classic
- Began pursuing basketball as a future career after meeting and training with Louisville great Pervis Ellison in middle school

BIO BLAST

Birthdate: February 8

Parents: Monique Ripka and Stephen Ware

Major: Undeclared/exploratory studies in agriculture

Why No. 55 ...
Because it is unique

What's playing pregame ...
Drake

Favorite memory on the court ...
Going 29-1 his final season of high school

Game-By-Game Statistics

Opponent	Date	GS	Min	FG-A	Pct.	3FG-A	Pct.	FT-A	Pct.	Off-Def-Tot	PF	Ast	TO	Blk	Stl	Pts
MOREHEAD STATE	11/25/20	19	0-0	.000	0-0	.000	0-0	.000	0-5-5	3	0	0	2	1	0	
RICHMOND	11/29/20	2	0-0	.000	0-0	.000	0-0	.000	0-0-0	3	0	1	0	0	0	
vs. Kansas	12/1/20	10	0-0	.000	0-0	.000	1-2	.500	0-1-1	3	1	0	1	1	1	
vs. Georgia Tech	12/6/20	2	0-0	.000	0-0	.000	2-2	1.000	1-0-1	0	0	1	0	0	2	
NOTRE DAME	12/12/20	8	0-0	.000	0-0	.000	0-0	.000	0-2-2	1	0	1	0	0	0	
vs. North Carolina	12/19/20	21	2-3	.667	0-0	.000	0-0	.000	4-3-7	5	0	1	0	2	4	
at Louisville	12/26/20	13	1-5	.200	0-0	.000	2-5	.400	3-1-4	1	0	0	1	0	4	
at Mississippi State	1/2/21	35	2-4	.500	0-0	.000	0-0	.000	5-8-13	2	4	3	1	1	4	
VANDERBILT	1/5/21	*	15	0-0	.000	0-0	.000	1-2	.500	1-0-1	3	0	1	2	0	1
at Florida	1/9/21	*	6	0-0	.000	0-0	.000	0-0	.000	0-1-1	1	0	1	0	0	0
ALABAMA	1/12/21									DNP - Coach's decision						
at Auburn	1/16/21	22	1-4	.250	0-0	.000	2-3	.667	1-3-4	4	1	2	1	1	4	
at Georgia	1/20/21	*	4	0-0	.000	0-0	.000	0-0	.000	0-1-1	0	0	1	0	0	0
LSU	1/23/21	17	3-3	1.000	0-0	.000	1-1	1.000	1-1-2	2	0	0	0	0	7	
at Alabama	1/26/21	7	0-1	.000	0-0	.000	3-4	.750	1-0-1	1	0	1	0	0	3	
at Missouri	2/3/21	29	3-4	.750	0-0	.000	2-4	.500	2-8-10	4	0	3	3	0	8	
TENNESSEE	2/6/21	5	0-3	.000	0-0	.000	0-0	.000	2-0-2	1	0	1	0	0	0	
ARKANSAS	2/9/21	4	0-0	.000	0-0	.000	0-0	.000	0-1-1	0	1	0	0	0	0	
AUBURN	2/13/21	4	0-0	.000	0-0	.000	0-0	.000	0-0-0	0	0	1	0	0	0	

Career Statistics

Year	GP-GS	Min-Avg	FG-FGA	Pct	3FG-FGA	Pct	FT-FTA	Pct	Off-Def-Tot-Avg	PF-FO	Ast	TO	Blk	Stl	Pts	Avg
2020-21	18-3	223-12.4	12-27	.444	0-0	.000	14-23	.609	21-35-56-3.1	34-1	7	18	11	6	38	2.1
TOTAL	18-3	219-12.9	12-27	.444	0-0	.000	14-23	.609	21-35-56-3.1	34-1	7	18	11	6	38	2.1

THE STAT CREW SYSTEM
Kentucky Combined Team Statistics (as of Feb 13, 2021)
All games

RECORD:	OVERALL	HOME	AWAY	NEUTRAL
ALL GAMES	6-13	4-5	2-5	0-3
CONFERENCE	5-7	3-3	2-4	0-0
NON-CONFERENCE	1-6	1-2	0-1	0-3

##	Player	gp-gs	min	avg	Total		3-Point		F-Throw		Rebounds				pf	dq	a	to	blk	stl	pts	avg			
					fg-fga	fg%	3fg-fga	3fg%	ft-fla	ft%	off	def	tot	avg											
03	Brandon Boston Jr.	19-18	578	30.4	85-229	.371	20-68	.294	42-53	.792	31	65	96	5.1	44	1	27	28	4	25	232	12.2			
12	Brooks Jr., Keion	10-3	245	24.5	44-97	.454	5-20	.250	23-29	.793	22	38	60	6.0	28	2	14	17	8	8	116	11.6			
05	Terrence Clarke	7-6	219	31.3	31-72	.431	5-22	.227	8-17	.471	6	15	21	3.0	16	2	13	21	1	5	75	10.7			
30	Sarr, Olivier	19-19	461	24.3	71-147	.483	9-18	.500	49-66	.742	40	68	108	5.7	62	3	26	40	22	9	200	10.5			
10	Mintz, Davion	19-15	562	29.6	63-172	.366	32-97	.330	30-47	.638	16	42	58	3.1	41	0	48	40	4	21	188	9.9			
02	Devin Askew	19-17	569	29.9	44-122	.361	13-44	.295	39-50	.780	8	46	54	2.8	35	0	61	41	6	18	140	7.4			
23	Jackson, Isaiah	19-12	394	20.7	48-96	.500	0-2	.000	40-59	.678	42	86	128	6.7	50	3	13	27	52	13	136	7.2			
11	Allen, Dontaie	16-1	259	16.2	31-80	.388	25-60	.417	6-9	.667	5	24	29	1.8	15	0	5	17	5	4	93	5.8			
00	Jacob Toppin	18-0	284	15.8	33-71	.465	2-7	.286	16-22	.727	15	50	65	3.6	17	0	9	16	3	6	84	4.7			
55	Ware, Lance	18-3	223	12.4	12-27	.444	0-0	.000	14-23	.609	21	35	56	3.1	34	1	7	18	11	6	38	2.1			
21	Fletcher, Cam'Ron	7-1	53	7.6	6-11	.545	1-4	.250	0-0	.000	3	10	13	1.9	8	0	3	2	0	5	13	1.9			
13	Welch, Riley	1-0	1	1.0	0-0	.000	0-0	.000	0-0	.000	0	0	0	0.0	0	0	0	0	0	0	0	0.0			
20	Payne, Zan	1-0	1	1.0	0-0	.000	0-0	.000	0-0	.000	0	0	0	0.0	0	0	0	0	0	0	0	0.0			
14	Canada, Brennan	1-0	1	1.0	0-0	.000	0-0	.000	0-0	.000	0	0	0	0.0	0	0	0	0	0	0	0	0.0			
Team											23	28	51												12
Total.....		19	3850		468-1124	.416	112-342	.327	267-375	.712	232	507	739	38.9	350	12	226	279	116	120	1315	69.2			
Opponents.....		19	3850		480-1173	.409	132-418	.316	250-344	.727	220	464	684	36.0	350	6	229	229	72	125	1342	70.6			

TEAM STATISTICS	UK	OPP	Date	Opponent	Score	Att.	
SCORING	1315	1342	1	11/25/20	MOREHEAD ST.	w 81-45	3075
Points per game	69.2	70.6	1	11/29/20	RV/RV RICHMOND	L 64-76	3075
Scoring margin	-1.4	-	2	12/01/20	vs #7/5 Kansas	L 62-65	0
FIELD GOALS-ATT	468-1124	480-1173		12/06/20	vs Georgia Tech	L 62-79	0
Field goal pct	.416	.409		12/12/20	NOTRE DAME	L 63-64	3075
3 POINT FG-ATT	112-342	132-418	4	12/19/20	vs #21/22 North Carolina	L 63-75	0
3-point FG pct	.327	.316		12/26/20	at rv/rv Louisville	L 59-62	3281
3-pt FG made per game	5.9	6.9	*	1/2/21	at Mississippi St.	wo2 78-73	1000
FREE THROWS-ATT	267-375	250-344	*	01/05/21	VANDERBILT	w 77-74	3075
Free throw pct	.712	.727	*	01/09/21	at rv/rv Florida	w 76-58	2324
F-Throws made per game	14.1	13.2	*	01/12/21	RV/24 ALABAMA	L 65-85	3075
REBOUNDS	739	684	*	01/16/21	at Auburn	L 59-66	1824
Rebounds per game	38.9	36.0	*	01/20/21	at Georgia	L 62-63	1638
Rebounding margin	+2.9	-	*	01/23/21	RV/RV LSU	w 82-69	3075
ASSISTS	226	229	*	01/26/21	at #8/9 Alabama	L 59-70	2055
Assists per game	11.9	12.1	*	02/03/21	at #18/17 Missouri	L 70-75	3033
TURNOVERS	279	229	*	02/06/21	#11/10 TENNESSEE	L 71-82	3075
Turnovers per game	14.7	12.1	*	02/09/21	RV/RV ARKANSAS	L 80-81	3075
Turnover margin	-2.6	-	*	02/13/21	AUBURN	w 82-80	3075
Assist/turnover ratio	0.8	1.0					
STEALS	120	125					
Steals per game	6.3	6.6					
BLOCKS	116	72					
Blocks per game	6.1	3.8					
ATTENDANCE	27675	15155					
Home games-Avg/Game	9-3075	7-2165					
Neutral site-Avg/Game	-	3-0					

1 = Bluegrass Showcase (Rupp Arena | Lexington, Ky.)
2 = Champions Classic (Bankers Life Fieldhouse | Indianapolis)
3 = Holiday Hoopsgiving (State Farm Arena | Atlanta)
4 = CBS Sports Classic (Rocket Mortgage Fieldhouse | Cleveland, Ohio)
* = Conference game

Score by Periods	1st	2nd	OT	OT2	Totals
Kentucky	625	673	7	10	1315
Opponents	641	689	7	5	1342

THE STAT CREW SYSTEM
Kentucky Combined Team Statistics (as of Feb 13, 2021)
Conference games only

RECORD:	OVERALL	HOME	AWAY	NEUTRAL
ALL GAMES	5-7	3-3	2-4	0-0
CONFERENCE	5-7	3-3	2-4	0-0
NON-CONFERENCE	0-0	0-0	0-0	0-0

##	Player	gp-gs	min	avg	Total		3-Point		F-Throw		Rebounds				pf	dq	a	to	blk	stl	pts	avg	
					fg-fga	fg%	3fg-fga	3fg%	ft-fla	ft%	off	def	tot	avg									
12	Brooks Jr., Keion	10-3	245	24.5	44-97	.454	5-20	.250	23-29	.793	22	38	60	6.0	28	2	14	17	8	8	116	11.6	
30	Sarr, Olivier	12-12	282	23.5	46-98	.469	9-17	.529	35-44	.795	29	44	73	6.1	37	2	19	25	12	9	136	11.3	
03	Brandon Boston Jr.	12-11	356	29.7	49-131	.374	15-36	.417	21-27	.778	13	38	51	4.3	31	1	18	12	3	17	134	11.2	
10	Mintz, Davion	12-12	381	31.8	40-113	.354	20-63	.317	16-26	.615	7	26	33	2.8	28	0	29	27	4	12	116	9.7	
23	Jackson, Isaiah	12-6	238	19.8	32-59	.542	0-0	.000	30-42	.714	20	49	69	5.8	26	1	7	14	34	10	94	7.8	
02	Devin Askew	12-12	371	30.9	30-86	.349	8-28	.286	26-34	.765	6	30	36	3.0	25	0	46	25	5	13	94	7.8	
11	Allen, Dontaie	12-1	239	19.9	29-74	.392	23-54	.426	5-7	.714	4	24	28	2.3	11	0	5	13	5	4	86	7.2	
00	Jacob Toppin	11-0	189	17.2	22-44	.500	2-4	.500	12-16	.750	10	37	47	4.3	13	0	7	11	3	4	58	5.3	
55	Ware, Lance	11-3	148	13.5	9-19	.474	0-0	.000	9-14	.643	13	23	36	3.3	18	0	6	14	7	2	27	2.5	
21	Fletcher, Cam'Ron	1-0	1	1.0	0-0	.000	0-0	.000	0-0	.000	0	0	0	0.0	0	0	0	0	0	0	0	0.0	
Team											17	15	32										
Total.....		12	2450		301-721	.417	82-222	.369	177-239	.741	141	324	465	38.8	217	6	151	168	81	79	861	71.8	
Opponents.....		12	2450		312-764	.408	91-269	.338	161-217	.742	149	302	451	37.6	224	4	146	142	51	76	876	73.0	

TEAM STATISTICS	UK	OPP	Date	Opponent	Score	Att.
SCORING	861	876	* 1/2/21	at Mississippi St.	Wo2 78-73	1000
Points per game	71.8	73.0	* 01/05/21	VANDERBILT	w 77-74	3075
Scoring margin	-1.2	-	* 01/09/21	at rv/rv Florida	w 76-58	2324
FIELD GOALS-ATT	301-721	312-764	* 01/12/21	RV/24 ALABAMA	L 65-85	3075
Field goal pct	.417	.408	* 01/16/21	at Auburn	L 59-66	1824
3 POINT FG-ATT	82-222	91-269	* 01/20/21	at Georgia	L 62-63	1638
3-point FG pct	.369	.338	* 01/23/21	RV/RV LSU	w 82-69	3075
3-pt FG made per game	6.8	7.6	* 01/26/21	at #8/9 Alabama	L 59-70	2055
FREE THROWS-ATT	177-239	161-217	* 02/03/21	at #18/17 Missouri	L 70-75	3033
Free throw pct	.741	.742	* 02/06/21	#11/10 TENNESSEE	L 71-82	3075
F-Throws made per game	14.8	13.4	* 02/09/21	RV/RV ARKANSAS	L 80-81	3075
REBOUNDS	465	451	* 02/13/21	AUBURN	w 82-80	3075
Rebounds per game	38.8	37.6				
Rebounding margin	+1.2	-				
ASSISTS	151	146	1 = Bluegrass Showcase (Rupp Arena Lexington, Ky.)			
Assists per game	12.6	12.2	2 = Champions Classic (Bankers Life Fieldhouse Indianapolis)			
TURNOVERS	168	142	3 = Holiday Hoopsgiving (State Farm Arena Atlanta)			
Turnovers per game	14.0	11.8	4 = CBS Sports Classic (Rocket Mortgage Fieldhouse Cleveland, Ohio)			
Turnover margin	-2.2	-	* = Conference game			
Assist/turnover ratio	0.9	1.0				
STEALS	79	76				
Steals per game	6.6	6.3				
BLOCKS	81	51				
Blocks per game	6.8	4.3				
ATTENDANCE	18450	11874				
Home games-Avg/Game	6-3075	6-1979				
Neutral site-Avg/Game	-	0-0				

Score by Periods	1st	2nd	OT	OT2	Totals
Kentucky	395	449	7	10	861
Opponents	414	450	7	5	876

THE STAT CREW SYSTEM
Kentucky Combined Team Statistics (as of Feb 13, 2021)
Non-conference games

RECORD:	OVERALL	HOME	AWAY	NEUTRAL
ALL GAMES	1-6	1-2	0-1	0-3
CONFERENCE	0-0	0-0	0-0	0-0
NON-CONFERENCE	1-6	1-2	0-1	0-3

##	Player	gp-gs	min	avg	Total		3-Point		F-Throw		Rebounds				pf	dq	a	to	blk	stl	pts	avg
					fg-fga	fg%	3fg-fga	3fg%	ft-fla	ft%	off	def	tot	avg								
03	Brandon Boston Jr.	7-7	222	31.7	36-98	.367	5-32	.156	21-26	.808	18	27	45	6.4	13	0	9	16	1	8	98	14.0
05	Terrence Clarke	7-6	219	31.3	31-72	.431	5-22	.227	8-17	.471	6	15	21	3.0	16	2	13	21	1	5	75	10.7
10	Mintz, Davion	7-3	181	25.9	23-59	.390	12-34	.353	14-21	.667	9	16	25	3.6	13	0	19	13	0	9	72	10.3
30	Sarr, Olivier	7-7	179	25.6	25-49	.510	0-1	.000	14-22	.636	11	24	35	5.0	25	1	7	15	10	0	64	9.1
02	Devin Askew	7-5	198	28.3	14-36	.389	5-16	.313	13-16	.813	2	16	18	2.6	10	0	15	16	1	5	46	6.6
23	Jackson, Isaiah	7-6	156	22.3	16-37	.432	0-2	.000	10-17	.588	22	37	59	8.4	24	2	6	13	18	3	42	6.0
00	Jacob Toppin	7-0	95	13.6	11-27	.407	0-3	.000	4-6	.667	5	13	18	2.6	4	0	2	5	0	2	26	3.7
21	Fletcher, Cam'Ron	6-1	52	8.7	6-11	.545	1-4	.250	0-0	.000	3	10	13	2.2	8	0	3	2	0	5	13	2.2
11	Allen, Dontaie	4-0	20	5.0	2-6	.333	2-6	.333	1-2	.500	1	0	1	0.3	4	0	0	4	0	0	7	1.8
55	Ware, Lance	7-0	75	10.7	3-8	.375	0-0	.000	5-9	.556	8	12	20	2.9	16	1	1	4	4	4	11	1.6
20	Payne, Zan	1-0	1	1.0	0-0	.000	0-0	.000	0-0	.000	0	0	0	0.0	0	0	0	0	0	0	0	0.0
13	Welch, Riley	1-0	1	1.0	0-0	.000	0-0	.000	0-0	.000	0	0	0	0.0	0	0	0	0	0	0	0	0.0
14	Canada, Brennan	1-0	1	1.0	0-0	.000	0-0	.000	0-0	.000	0	0	0	0.0	0	0	0	0	0	0	0	0.0
Team											6	13	19				2					
Total.....		7	1400		167-403	.414	30-120	.250	90-136	.662	91	183	274	39.1	133	6	75	111	35	41	454	64.9
Opponents.....		7	1400		168-409	.411	41-149	.275	89-127	.701	71	162	233	33.3	126	2	83	87	21	49	466	66.6

TEAM STATISTICS	UK	OPP	Date	Opponent	Score	Att.	
SCORING	454	466	1	11/25/20	MOREHEAD ST.	w 81-45	3075
Points per game	64.9	66.6	1	11/29/20	RV/RV RICHMOND	L 64-76	3075
Scoring margin	-1.7	-	2	12/01/20	vs #7/5 Kansas	L 62-65	0
FIELD GOALS-ATT	167-403	168-409		12/06/20	vs Georgia Tech	L 62-79	0
Field goal pct	.414	.411		12/12/20	NOTRE DAME	L 63-64	3075
3 POINT FG-ATT	30-120	41-149	4	12/19/20	vs #21/22 North Carolina	L 63-75	0
3-point FG pct	.250	.275		12/26/20	at rv/rv Louisville	L 59-62	3281
3-pt FG made per game	4.3	5.9					
FREE THROWS-ATT	90-136	89-127					
Free throw pct	.662	.701					
F-Throws made per game	12.9	12.7					
REBOUNDS	274	233					
Rebounds per game	39.1	33.3					
Rebounding margin	+5.9	-					
ASSISTS	75	83					
Assists per game	10.7	11.9					
TURNOVERS	111	87					
Turnovers per game	15.9	12.4					
Turnover margin	-3.4	-					
Assist/turnover ratio	0.7	1.0					
STEALS	41	49					
Steals per game	5.9	7.0					
BLOCKS	35	21					
Blocks per game	5.0	3.0					
ATTENDANCE	9225	3281					
Home games-Avg/Game	3-3075	1-3281					
Neutral site-Avg/Game	-	3-0					

1 = Bluegrass Showcase (Rupp Arena | Lexington, Ky.)
2 = Champions Classic (Bankers Life Fieldhouse | Indianapolis)
3 = Holiday Hoopsgiving (State Farm Arena | Atlanta)
4 = CBS Sports Classic (Rocket Mortgage Fieldhouse | Cleveland, Ohio)
* = Conference game

Score by Periods	1st	2nd	Totals
Kentucky	230	224	454
Opponents	227	239	466

THE STAT CREW SYSTEM
Kentucky Combined Team Statistics (as of Feb 13, 2021)
Last five games

RECORD:	OVERALL	HOME	AWAY	NEUTRAL
ALL GAMES	1-4	1-2	0-2	0-0
CONFERENCE	1-4	1-2	0-2	0-0
NON-CONFERENCE	0-0	0-0	0-0	0-0

##	Player	gp-gs	min	avg	Total		3-Point		F-Throw		Rebounds			pf	dq	a	to	blk	stl	pts	avg	
					fg-fga	fg%	3fg-fga	3fg%	ft-fla	ft%	off	def	tot									avg
12	Brooks Jr., Keion	5-1	125	25.0	22-54	.407	3-12	.250	12-17	.706	10	22	32	6.4	14	1	7	11	2	4	59	11.8
03	Brandon Boston Jr.	5-5	150	30.0	19-51	.373	11-18	.611	9-10	.900	4	16	20	4.0	15	1	9	4	1	5	58	11.6
30	Sarr, Olivier	5-5	118	23.6	20-41	.488	7-12	.583	10-13	.769	11	13	24	4.8	17	1	10	14	6	4	57	11.4
10	Mintz, Davion	5-5	156	31.2	18-48	.375	11-31	.355	7-9	.778	2	10	12	2.4	14	0	12	12	3	6	54	10.8
23	Jackson, Isaiah	5-4	111	22.2	15-27	.556	0-0	.000	15-23	.652	7	23	30	6.0	15	1	4	4	10	4	45	9.0
02	Devin Askew	5-5	146	29.2	13-33	.394	4-9	.444	13-16	.813	1	14	15	3.0	10	0	20	8	2	4	43	8.6
00	Jacob Toppin	4-0	76	19.0	6-14	.429	2-2	1.000	3-6	.500	2	19	21	5.3	5	0	2	5	1	1	17	4.3
11	Allen, Dontae	5-0	68	13.6	6-22	.273	6-17	.353	0-0	.000	2	3	5	1.0	4	0	2	6	2	2	18	3.6
55	Ware, Lance	5-0	49	9.8	3-8	.375	0-0	.000	5-8	.625	5	9	14	2.8	6	0	1	6	3	0	11	2.2
21	Fletcher, Cam'Ron	1-0	1	1.0	0-0	.000	0-0	.000	0-0	.000	0	0	0	0.0	0	0	0	0	0	0	0	0.0
Team											6	9	15				1					
Total.....		5	1000		122-298	.409	44-101	.436	74-102	.725	50	138	188	37.6	100	4	67	71	30	30	362	72.4
Opponents.....		5	1000		133-315	.422	40-114	.351	82-102	.804	52	137	189	37.8	92	1	61	60	25	32	388	77.6

TEAM STATISTICS	UK	OPP	Date	Opponent	Score	Att.
SCORING	362	388	* 01/26/21	at #8/9 Alabama	L 59-70	2055
Points per game	72.4	77.6	* 02/03/21	at #18/17 Missouri	L 70-75	3033
Scoring margin	-5.2	-	* 02/06/21	#11/10 TENNESSEE	L 71-82	3075
FIELD GOALS-ATT	122-298	133-315	* 02/09/21	RV/RV ARKANSAS	L 80-81	3075
Field goal pct	.409	.422	* 02/13/21	AUBURN	w 82-80	3075
3 POINT FG-ATT	44-101	40-114	1 = Bluegrass Showcase (Rupp Arena Lexington, Ky.)			
3-point FG pct	.436	.351	2 = Champions Classic (Bankers Life Fieldhouse Indianapolis)			
3-pt FG made per game	8.8	8.0	3 = Holiday Hoopsgiving (State Farm Arena Atlanta)			
FREE THROWS-ATT	74-102	82-102	4 = CBS Sports Classic (Rocket Mortgage Fieldhouse Cleveland, Ohio)			
Free throw pct	.725	.804	* = Conference game			
F-Throws made per game	14.8	16.4				
REBOUNDS	188	189				
Rebounds per game	37.6	37.8				
Rebounding margin	-0.2	-				
ASSISTS	67	61				
Assists per game	13.4	12.2				
TURNOVERS	71	60				
Turnovers per game	14.2	12.0				
Turnover margin	-2.2	-				
Assist/turnover ratio	0.9	1.0				
STEALS	30	32				
Steals per game	6.0	6.4				
BLOCKS	30	25				
Blocks per game	6.0	5.0				
ATTENDANCE	9225	5088				
Home games-Avg/Game	3-3075	2-2544				
Neutral site-Avg/Game	-	0-0				

Score by Periods	1st	2nd	Totals
Kentucky	166	196	362
Opponents	181	207	388

THE STAT CREW SYSTEM
Kentucky Team Game-by-Game Comparison (as of Feb 13, 2021)
All games

Opponent	1st	2nd	Score	Mar	Total FG	FG Pct	3-Pointers	3FG Pct	Free Throws	FT Pct	Rebounds	Assist	T/Over	Block	Steal	Fouls
MOREHEAD ST.	45/26	36/19	81-45	+36	33-59/17-50	.559/.340	6-16/3-21	.375/.143	9-14/8-16	.643/.500	37/25 +12	18/7	15/20	6/1	8/5	18/18
RV/RV RICHMOND	32/28	32/48	64-76	(12)	22-61/29-67	.361/.433	0-10/7-25	.000/.280	20-33/11-14	.606/.786	54/31 +23	5/15	21/10	3/2	4/10	15/24
#7/5 Kansas	35/29	27/36	62-65	(3)	22-61/20-67	.361/.299	3-21/5-21	.143/.238	15-20/20-30	.750/.667	43/47 (4)	8/9	16/11	12/4	7/8	26/16
Georgia Tech	27/34	35/45	62-79	(17)	22-49/31-60	.449/.517	8-20/8-21	.400/.381	10-11/9-11	.909/.818	28/23 +5	16/20	21/6	1/5	4/15	13/14
NOTRE DAME	26/48	37/16	63-64	(1)	27-62/23-52	.435/.442	5-23/7-21	.217/.333	4-6/11-12	.667/.917	30/34 (4)	14/9	11/16	4/4	6/4	16/12
#21/22 North Carolina	38/34	25/41	63-75	(12)	21-53/26-61	.396/.426	3-13/5-20	.231/.250	18-30/18-29	.600/.621	42/38 +4	8/14	16/11	4/3	5/2	30/25
rv/rv Louisville	27/28	32/34	59-62	(3)	20-58/22-52	.345/.423	5-17/6-20	.294/.300	14-22/12-15	.636/.800	40/35 +5	6/9	11/13	5/2	7/5	15/17
Mississippi St.	30/35	31/26	78-73	+5	32-77/26-69	.416/.377	11-21/5-15	.524/.333	3-8/16-23	.375/.696	48/46 +2	18/17	18/16	10/7	10/10	15/14
VANDERBILT	33/40	44/34	77-74	+3	23-55/27-64	.418/.422	5-13/10-27	.385/.370	26-32/10-14	.813/.714	29/42 (13)	8/14	2/9	9/2	6/1	19/26
rv/rv Florida	35/29	41/29	76-58	+18	29-52/21-56	.558/.375	6-13/9-20	.462/.450	12-13/7-13	.923/.538	31/30 +1	18/10	14/16	7/4	10/4	14/12
RV/24 ALABAMA	30/42	35/43	65-85	(20)	21-61/31-68	.344/.456	4-18/14-30	.222/.467	19-24/9-13	.792/.692	44/36 +8	7/15	19/11	9/3	5/9	18/23
Auburn	25/21	34/45	59-66	(7)	23-57/23-60	.404/.383	4-17/5-24	.235/.208	9-16/15-21	.563/.714	38/41 (3)	7/11	18/14	6/4	10/7	20/19
Georgia	27/30	35/33	62-63	(1)	24-57/26-67	.421/.388	1-13/4-16	.077/.250	13-18/7-9	.722/.778	41/36 +5	11/12	17/11	6/2	5/10	11/15
RV/RV LSU	49/36	33/33	82-69	+13	27-64/25-65	.422/.385	7-26/4-23	.269/.174	21-26/15-22	.808/.682	46/31 +15	15/6	9/5	4/4	3/3	20/23
#8/9 Alabama	32/35	27/35	59-70	(11)	19-54/20-51	.352/.392	6-14/6-20	.429/.300	15-17/24-28	.882/.857	34/34 -	11/14	17/14	5/5	9/6	25/15
#18/17 Missouri	27/40	43/35	70-75	(5)	26-55/24-61	.473/.393	9-20/9-21	.450/.429	9-16/18-26	.563/.692	39/37 +2	13/13	17/12	9/3	7/8	24/16
#11/10 TENNESSEE	42/34	29/48	71-82	(11)	25-65/32-68	.385/.471	4-17/5-19	.235/.263	17-19/13-15	.895/.867	37/41 (4)	10/10	13/11	4/6	5/5	18/22
RV/RV ARKANSAS	35/36	45/45	80-81	(1)	25-61/27-62	.410/.435	14-26/9-24	.538/.375	16-25/18-23	.640/.783	42/33 +9	18/12	11/6	2/3	1/8	18/19
AUBURN	30/36	52/44	82-80	+2	27-63/30-73	.429/.411	11-24/11-30	.458/.367	17-25/9-10	.680/.900	36/44 (8)	15/12	13/17	10/8	8/5	15/20

Note: Game totals are displayed in the format TEAM/OPPONENT for each category

BOX SCORES

GAME ONE #10/9 KENTUCKY 81, MOREHEAD STATE 45

Official Basketball Box Score - Final
Morehead St. at Kentucky
11:00 PM - 11:20 PM
11/20/21 Morehead, Ky.

Game Time: 1:00 PM
Game Duration: 2:12
Attendance: 3,075

Officials: Don Daily, Valerie Voyard, John Spier-Jones

Record: 0-1		FG		3P		FT		Rebounds		Fouls		TP		AS		TS		Blocks		BS		A+	
NO.	Name	Min	Max	FG	3P	FT	Reb	OR	DR	TO	PF	TP	AS	TS	ST	BS	BS	A+	TS	BS	BS	A+	
1	James Baker	F	26:16	3-12	0-0	4-4	2	0	2	2	3	10	0	0	1	3	1	3	27	0	0	0	0
22	Lu'Bayon	F	19:22	3-4	0-0	1-1	2	1	1	2	1	1	0	0	0	0	0	0	8	0	0	0	0
1	DeVonn Cooper	G	27:33	1-4	1-4	2-2	2	3	3	4	1	2	1	1	1	1	1	1	25	0	0	0	0
2	KJ Hill	G	25:23	2-7	0-0	2-2	2	1	1	4	2	2	1	1	0	0	0	0	16	0	0	0	0
55	Tarbin Cooper	G	19:23	1-1	0-0	2-2	3	3	3	3	4	5	1	0	0	0	0	0	30	0	0	0	0
11	Muhammad	G	28:04	4-10	2-7	1-2	3	2	2	11	4	2	2	1	0	0	0	0	27	0	0	0	0
4	John Brown	G	25:02	5-6	0-0	1-2	3	5	3	2	11	0	2	1	0	0	0	29	0	0	0	0	
25	Crew Thelwell	19:28	0-3	0-0	0-1	0-1	1	1	3	0	0	1	0	0	1	0	1	13	0	0	0	0	
13	Jaden Stanley-Williams	04:57	0-0	0-0	0-0	0-0	0	0	0	0	0	0	0	0	0	0	0	0	0	0	0	0	
23	Jaylen Sebree	00:00	0-0	0-0	0-0	0-0	0	0	0	0	0	0	0	0	0	0	0	1	3	0	0	0	
22	Jacobi Foster	02:36	0-0	0-0	0-0	0-0	0	0	0	0	0	0	0	0	0	0	0	1	1	0	0	0	
Team				2-13	0-0	1-1	3	3	0	1	1	0	0	0	0	0	0	0	1	0	0	0	0
Totals				17-50	3-21	6-10	11	14	25	18	45	7	20	5	1	2	5	1	36	0	0	0	0

GAME TWO RV/RV RICHMOND 76, #10/9 KENTUCKY 64

Official Basketball Box Score - Final
Richmond at Kentucky
11:00 PM - 11:20 PM
11/20/21 Morehead, Ky.

Game Time: 1:00 PM
Game Duration: 2:12
Attendance: 3,075

Officials: Don Daily, Valerie Voyard, John Spier-Jones

Record: 0-0		FG		3P		FT		Rebounds		Fouls		TP		AS		TS		Blocks		BS		A+	
NO.	Name	Min	Max	FG	3P	FT	Reb	OR	DR	TO	PF	TP	AS	TS	ST	BS	BS	A+	TS	BS	BS	A+	
3	Tyler Burton	F	25:55	4-8	1-3	2-2	0	4	4	3	2	11	0	1	0	1	0	1	12	0	0	0	0
4	Nathan Gray	F	35:57	9-19	0-0	2-2	2	6	3	4	18	1	4	1	0	0	0	0	15	0	0	0	0
23	Grant Golden	F	20:44	4-9	1-1	0-0	2	2	3	3	3	5	1	1	0	0	0	5	0	0	0	0	0
00	Jacobi Gilyard	G	35:30	5-13	0-8	0-0	0	4	4	3	1	6	5	1	0	0	0	11	0	0	0	0	0
1	Blake Francis	G	39:07	6-19	3-10	3-3	1	2	3	2	8	2	2	0	0	0	0	0	12	0	0	0	0
15	Isiah Orsair	F	14:50	1-2	0-0	0-0	0	1	1	5	0	0	0	0	0	0	0	0	1	0	0	0	0
22	Andre Gustavson	16:44	3-3	1-1	0-0	3-3	0	0	0	7	1	0	0	0	0	0	0	1	0	0	0	0	
21	Isiah Wilson	06:33	0-0	0-0	0-0	0-0	0	0	0	0	0	0	0	0	0	0	0	0	0	0	0	0	
2	Stacyannas Koussios	05:20	0-0	0-0	0-0	0-0	0	0	0	0	0	0	0	0	0	0	0	1	0	0	0	0	
Team				1-2	3-3	0-0	0	0	0	0	0	0	0	0	0	0	0	0	0	0	0	0	0
Totals				29-67	11-24	6-25	31	24	15	76	15	10	2	3	12	0	0	0	30	0	0	0	0

GAME THREE #7/5 KANSAS 65, #20/9 KENTUCKY 62

Official Basketball Box Score - Final
Kansas at Kentucky
12:00 PM - 12:20 PM
11/20/21 Morehead, Ky.

Game Time: 1:00 PM
Game Duration: 2:14

Officials: Patrick Adams, Doug Simms, John Laska

Record: 2-1		FG		3P		FT		Rebounds		Fouls		TP		AS		TS		Blocks		BS		A+	
NO.	Name	Min	Max	FG	3P	FT	Reb	OR	DR	TO	PF	TP	AS	TS	ST	BS	BS	A+	TS	BS	BS	A+	
10	Jalen Wilson	F	31:08	8-16	2-2	5-8	2	3	1	3	7	2	3	0	0	0	0	0	10	0	0	0	0
33	David McCormack	F	19:21	1-9	0-0	5-6	2	1	5	1	6	7	0	0	0	0	0	0	7	0	0	0	0
10	Marion Carroll	G	34:51	4-11	0-1	4-4	5	2	2	8	1	3	1	0	0	0	0	0	7	0	0	0	0
0	Christian Brown	G	07:46	2-10	0-4	4-4	1	1	3	7	8	0	0	0	0	0	0	0	2	3	7	0	0
30	Cocha Agbag	G	07:00	5-17	3-9	4-4	1	5	1	4	17	3	2	1	1	1	1	1	9	0	0	0	0
16	Davian Mintz	G	22:28	0-0	0-0	0-0	0	0	0	0	0	0	0	0	0	0	0	0	0	0	0	0	0
24	Byrce Thompson	09:04	0-2	0-0	0-0	0-0	0	0	0	0	0	0	0	0	0	0	0	0	0	0	0	0	0
13	Tristan Enaruna	01:41	0-0	0-0	0-0	0-0	0	0	0	0	0	0	0	0	0	0	0	0	0	0	0	0	0
3	Quinn Hill	25:05	0-0	0-0	0-0	0-0	0	0	0	0	0	0	0	0	0	0	0	0	0	0	0	0	0
1	Tyron Grant-Foster	01:08	0-1	0-0	1-0	1-1	0	0	0	0	0	0	0	0	0	0	0	0	1	0	0	0	0
Team				2-7	7-7	2-2	7	7	0	0	0	0	0	0	0	0	0	0	0	0	0	0	0
Totals				20-67	10-21	20-23	19	28	47	20	59	19	14	0	4	2	3	0	42	0	0	0	0

Technical Fouls: NONE

Shooting By Period

1st	2nd	3rd	4th	OT
49%	49%	49%	49%	49%
3PT%	49%	49%	49%	49%
FT%	49%	49%	49%	49%

Points from Turnovers: 20
Points from Blocks: 20
Points from Fouls: 20

Biggest lead: 11 (1st 20:00)
Best Scoring Run: 4 (1st 5:45)
Times Tied: 1
Time with Lead: 00:00

Technical Fouls: NONE

Shooting By Period

1st	2nd	3rd	4th	OT
49%	49%	49%	49%	49%
3PT%	49%	49%	49%	49%
FT%	49%	49%	49%	49%

Points from Turnovers: 22
Points from Blocks: 13
Points from Fouls: 13

Biggest lead: 16 (2nd 0:57)
Best Scoring Run: 6 (2nd 16:26)
Times Tied: 14
Time with Lead: 21:55

Technical Fouls: NONE

Shooting By Period

1st	2nd	3rd	4th	OT
49%	49%	49%	49%	49%
3PT%	49%	49%	49%	49%
FT%	49%	49%	49%	49%

Points from Turnovers: 18
Points from Blocks: 20
Points from Fouls: 18

Biggest lead: 5 (2nd 2:57)
Best Scoring Run: 10 (2nd 12:46)
Times Tied: 4
Time with Lead: 08:30

GAME FOUR GEORGIA TECH 79, #20/9 KENTUCKY 62

Official Basketball Box Score - Final
Kentucky at Georgia Tech
11:00 PM - 11:20 PM
11/20/21 Morehead, Ky.

Game Time: 1:00 PM
Game Duration: 1:52

Officials: Ted Vardavas, Tony Green, Greg Cooper

Record: 1-3		FG		3P		FT		Rebounds		Fouls		TP		AS		TS		Blocks		BS		A+	
NO.	Name	Min	Max	FG	3P	FT	Reb	OR	DR	TO	PF	TP	AS	TS	ST	BS	BS	A+	TS	BS	BS	A+	
4	Jordan Usher	F	24:38	5-10	2-3	0-0	2	3	1	0	12	3	1	1	0	1	0	1	0	1	0	0	0
5	Moses Wright	F	30:12	8-10	0-0	3-3	3	7	4	4	21	2	1	2	3	0	0	23	0	0	0	0	0
0	Michael Brown	G	31:11	6-9	0-0	3-3	2	3	2	15	4	1	0	0	0	0	0	15	0	0	0	0	0
3	Blubbah Johnson	G	36:59	7-10	3-6	0-0	2	3	2	17	1	0	0	0	0	0	0	19	0	0	0	0	0
10	Jose Alvarado	G	38:49	4-9	1-5	1-2	3	2	3	2	10	2	2	1	0	0	0	18	0	0	0	0	0
12	Abdi Moore	G	14:52	1-5	1-2	1-2	1	1	1	4	1	0	0	0	0	0	0	5	0	0	0	0	0
1	Nyle Sturdivant	G	21:14	5-6	1-2	4-4	2	2	0	3	15	3	1	1	0	0	0	10	0	0	0	0	0
Team				0-4	0-4	0-0	0	0	0	0	0	0	0	0	0	0	0	0	0	0	0	0	
Totals				31-60	8-21	9-11	12	28	13	14	62	16	11	4	1	5	1	17	0	0	0	0	

GAME FIVE NOTRE DAME 64, KENTUCKY 63

Official Basketball Box Score - Final
Notre Dame at Kentucky
11:00 PM - 11:20 PM
11/20/21 Morehead, Ky.

Game Time: 1:00 PM
Game Duration: 1:52

Officials: Joe Lindsey, Chuck Jones, Michael Roberts

Record: 2-2		FG		3P		FT		Rebounds		Fouls		TP		AS		TS		Blocks		BS		A+	
NO.	Name	Min	Max	FG	3P	FT	Reb	OR	DR	TO	PF	TP	AS	TS	ST	BS	BS	A+	TS	BS	BS	A+	
11	Joan Durham	F	21:50	2-3	0-0	0-0	2	3	4	1	11	1	1	1	0	0	0	3	0	0	0	0	0
14	Nate Laszewski	F	38:09	6-10	2-6	7-7	1	1	8	9	7	2	1	0	4								

BOX SCORES

GAME 19 KENTUCKY 82, AUBURN 80



Official Basketball Box Score - Final
Auburn at Kentucky
02/13/21 Rupp Arena, Lexington
2020-21 Men's Basketball

Game Time: 1:00 PM
Game Duration: 2:00
Attendance: 3,075

Officials: Don Daly, Vladimir Vojvodic, Tobi, Bryan Jarrett

Auburn - 80																	
Record: 11-11 (6-6)																	
NO. Name	Min	FG	3P	FT	Rebounds	Fouls	TP	AS	TO	ST	Blocks	pts					
		M/A	M/A	M/A	OR	DR					BS	BA					
10 JT Thor	F 27:31	8-11	5-6	3-3	4	5	9	3	1	2	1	2	0	0	31	HFG%: 13-32 40.6%	
23 Jaylin Williams	F 26:59	3-8	1-4	0-0	2	2	4	3	0	2	1	2	0	11	11	3PT%: 6-13 46.2%	
2 Sharife Cooper	G 35:59	6-23	2-8	0-0	2	4	6	2	4	14	8	6	0	1	8	0	FT%: 4-5 80%
22 Allen Flanigan	G 31:02	8-13	1-5	6-7	0	5	5	2	4	2	0	0	0	7	7	HFG%: 17-41 41.5%	
35 Devan Cambridge	G 22:52	2-7	0-2	0-0	2	4	1	2	4	0	0	2	0	0	0	7	3PT%: 5-17 29.4%
44 Dylan Cardwell	10:13	0-0	0-0	0-0	2	0	2	5	1	0	0	1	0	0	1	0	FT%: 5-5 100%
1 Jamal Johnson	22:07	2-7	2-5	0-0	1	1	2	1	2	0	1	0	1	1	1	12	HFG%: 30-73 41.1%
5 Chris Moore	07:50	1-1	0-0	0-0	2	0	2	1	0	2	1	0	0	1	0	3	3PT%: 11-30 36.7%
13 Babatunde Akingbola	10:26	0-2	0-0	0-0	1	0	1	2	0	0	0	0	0	1	1	0	FT%: 9-30 30.0%
4 Javon Franklin	05:21	0-1	0-0	0-0	1	3	4	0	1	0	0	1	0	0	0	0	Dead Ball Rebounds: 1, 0
Team					3	2	5			12	3						
Totals		30-73	11-30	9-10	20	24	44	21	15	80	12	17	5	8	10	2	

Kentucky - 82																	
Record: 6-13 (5-7)																	
NO. Name	Min	FG	3P	FT	Rebounds	Fouls	TP	AS	TO	ST	Blocks	pts					
		M/A	M/A	M/A	OR	DR					BS	BA					
23 Isaiah Jackson	F 31:11	5-9	0-0	8-11	5	6	11	1	7	18	0	0	2	1	7	31	HFG%: 11-33 33.3%
30 Olivier Sarr	F 22:57	3-7	1-3	2-4	2	1	3	2	3	9	4	0	4	1	1	11	3PT%: 3-11 27.3%
2 Devin Askew	G 32:50	3-8	1-1	2-2	1	4	5	1	1	9	4	2	1	1	4	11	FT%: 5-8 62.5%
3 Brandon Boston Jr.	G 29:51	5-12	5-8	2-2	0	0	0	2	1	17	3	0	4	1	0	4	HFG%: 16-30 53.3%
10 Davon Minz	G 25:50	3-8	2-6	1-2	0	0	0	4	3	9	1	2	1	0	0	10	3PT%: 8-13 61.5%
55 Lance Ware	04:05	0-0	0-0	0-0	0	0	0	0	0	0	0	1	0	0	0	0	FT%: 12-17 70.6%
11 Dontare Allen	09:35	1-3	1-2	0-0	0	1	1	0	0	3	0	0	0	1	1	1	HFG%: 8-13 61.5%
12 Kelvin Brooks Jr.	06:00	5-15	1-4	1-2	3	2	5	3	12	4	3	2	1	1	15	3PT%: 11-24 45.8%	
0 Jacob Toppin	18:01	2-5	0-0	1-2	1	6	7	2	2	5	0	1	0	0	7	0	FT%: 17-25 68.0%
Team					3	1	4			0	0						
Totals		27-62	11-24	17-22	15	21	36	15	20	82	15	13	10	8	2	2	

Technical Fouls/Bench 2 nd 13:12												
		AUB	UKY	Points from		AUB	UKY	Period by Period		Scoring		
		1 st	2 nd	3 rd	4 th	1 st	2 nd	3 rd	4 th	OT		
Biggest lead		9 (1 st 10:54)	14 (2 nd 10:36)	Turnovers		13	24					
Best Scoring Run		6 (2 nd 5:28)	8 (2 nd 15:54)	Paint		32	23					
Lead Changes		1	1	Second Chance		21	14					
Times Tied		2	0	Fast Breaks		7	15					
Time with Lead		21:33	16:50	Bench		8	20					

