

KENTUCKY

WOMEN'S BASKETBALL®



#17 Kentucky Wildcats vs. #2 South Carolina Gamecocks

Sunday, Feb. 21 - 3 p.m. ET
Colonial Life Arena (18,000) - Columbia, South Carolina

UK Athletics Communication and Public Relations · (859) 257-3838 · www.UKathletics.com
Evan Crane (wesley.crane@uky.edu) and Cami Moore (camiran.moore@uky.edu)

TV - ESPN

PBP: Ryan Ruocco
Analyst: Rebecca Lobo

Radio - UK Sports Network

PBP: Darren Headrick
630AM WLAP (Lexington)

Live Stats

kentucky.statbroadcast.com
(home games only)

Tickets (home games)

Ticketmaster.com
Ticket quantities will be limited this season due to COVID-19 regulations.

Follow the Cats

Twitter: @KentuckyWBB
Instagram: @KentuckyWBB
Facebook: /KentuckyWBB

2020-21 KENTUCKY WBB SCHEDULE

November 2020

25	MURRAY STATE	SEC Network+	W, 86-60
29	BELMONT	SEC Network	W, 70-50

December 2020

3	at Kansas State^	Big 12 Now/ESPN+	W, 60-49
6	#13/15 INDIANA	ESPNU	W, 72-68
9	MARSHALL	SEC Network+	W, 79-45
13	SAMFORD	SEC Network+	W, 88-54
16	at #24/23 DePaul	DePaul Live Stream	L, 86-82
19	WOFFORD	SEC Network+	W, 98-37
31	#10/10 ARKANSAS*	SEC Network	W, 75-64

January 2021

3	at Tennessee*	ESPN2	PPD
3	at #12/13 Mississippi State*	ESPN2	W, 92-86ot
7	at #8/7 Texas A&M*	SEC Network	L, 77-60
10	#5/4 SOUTH CAROLINA*	ESPN	L, 75-70
14	at Auburn*	SEC Network	PPD
17	VANDERBILT*	SEC Network	W, 80-73
21	at Auburn*	SEC Network	W, 76-71
24	at No. 25 Tennessee*	ESPN2	L, 70-53
28	ALABAMA* !	SEC Network	W, 81-68
31	MISSOURI*	SEC Network	W, 61-55

February 2021

4	at Ole Miss*	SEC Network+	L, 60-72
11	#16/19 TENNESSEE* !	SEC Network+	W, 71-56
15	at Florida*	SEC Network	W, 88-80
19	LSU*	SEC Network+	PPD
21	at South Carolina*	ESPN	3 p.m.
25	at Georgia*	SEC Network+	7 p.m.
28	OLE MISS*	SEC Network	Noon

March 2021

3-7	SEC Tournament (N1)	SEC Network	TBD
21-24	NCAA First & Second Rounds (N2)		TBD
27-30	NCAA Sweet 16 and Elite Eight (N2)		TBD

April 2021

2 & 4	NCAA Final Four (N2)		TBD
-------	----------------------	--	-----

* denotes SEC game; ^ denotes SEC/Big 12 Challenge; All game times are EASTERN STANDARD TIME and subject to change due to TV selection; All home games are ALL CAPS and will be played at Memorial Coliseum unless noted otherwise; ! - Game played at Rupp Arena
N1 – SEC Tournament – Greenville, S.C. (Bon Secours Wellness Arena); N2 – NCAA Tournament – San Antonio, Texas (various arenas)



Record: 15-5, 8-4 SEC
Home: 11-1 | **Away:** 3-4 | **Neutral:** 0-0
Ranking: 17 (AP)/17 (Coaches)
Last Game: W, 88-80 at Florida (2/15)
Head Coach: Kyra Elzy
Alma Mater: Tennessee, 1999/2001
Overall: 15-5 (.750) (1st season)
at UK: 15-5 (.750) (1st season)



Record: 17-3, 12-1 SEC
Home: 8-1 | **Away:** 7-2 | **Neutral:** 2-0
Ranking: 2 (AP)/3 (Coaches)
Last Game: L, 75-67 at #17 Tennessee (2/19)
Head Coach: Dawn Staley
Alma Mater: Virginia, 1992
Overall: 494-181 (.731) (21st season)
at SC: 322-101 (.761) (13th Season)

QUICK NOTES

- Kentucky is in its 47th season with a 860-553 (.608) all-time record.
- The Wildcats have had great success in Memorial Coliseum, sitting at 471-160 (.746) overall in the historic building.
- UK is ranked No. 17 in the AP Poll and No. 17 in the USA/Today Poll.
- Kentucky started league play with back-to-back wins against top-15 teams, defeating No. 10 Arkansas and No. 12 Mississippi State. It's the third time ever and the first since December 2013 that UK has defeated back-to-back top-15 teams. It's the first time UK has accomplished the feat with both teams being league opponents.
- UK started SEC play with four straight games against top-15 ranked teams. It is the first time in program history that UK has played four straight games against top-15 ranked opponents. UK went 2-2.
- Three Wildcats are averaging double figures this season in Rhyn Howard, Chasity Patterson and Dre'una Edwards. Howard is averaging 19.7 points per game with 7.2 rebounds per game, hitting a team-best 38 3-pointers. Patterson is averaging 13.1 points per game and leads the nation in steals with 67, while Dre'una Edwards is averaging 10.6 points per game and adds 6.8 rebounds per game.
- Rhyn Howard is the only player in the SEC that is leading her team in points per game, rebounds per game and assists. She also leads UK in 3-point field goals. She is on late season watch lists for national player of the year, including Naismith Trophy, Wooden Award, Dawn Staley Award and Cheryl Miller Award.
- Chasity Patterson is on the Naismith Trophy Defensive POY watch list.
- In 46 years of women's basketball, Kentucky has 98 wins over ranked opponents. UK is 4-4 this season with a win over No. 13 Indiana, No. 12 Mississippi State, No. 10 Arkansas and No. 16 Tennessee.
- Mitch Barnhart removed the interim tag and named Kyra Elzy the program's eighth head coach on Monday, Dec. 14. She was named interim head coach following the abrupt retirement of Matthew Mitchell. The 2020-21 season is the ninth for Elzy in the Kentucky program with most of that time coming as the associate head coach. Elzy has recruited some of the best players to ever wear the Blue and White and helped guide the Wildcats to the SEC Championship in 2012 and two NCAA Elite Eights.

2020-21 KENTUCKY WBB ROSTER

NUMERICAL

No.	Name	Pos.	Cl.	Ht.	Hometown/High School/Previous College
00	Olivia Owens	C	R-So.	6-4	Albany, N.Y./Niskayuna HS/Maryland
1	Robyn Benton	G	Jr.	5-9	Conyers, Ga./Greater Atlanta Christian/Auburn
3	KeKe McKinney	F	Sr.	6-1	Knoxville, Tenn./Fulton HS
5	Blair Green	G	Jr.	6-0	Harlan, Ky./Harlan County HS
10	Rhyne Howard	G	Jr.	6-2	Cleveland, Tenn./Bradley Central HS
12	Treasure Hunt	G	Fr.	6-1	Chattanooga, Tenn./Hamilton Heights Christian Academy
13	Jazmine Massengill	G	Jr.	6-0	Chattanooga, Tenn./Hamilton Heights/Tennessee
14	Tatyana Wyatt	F	Sr.	6-2	Columbus, Ga./Columbus HS
15	Chasity Patterson	G	Sr.	5-5	Houston, Texas/North Shore/Texas
20	Erin Toller	G	Fr.	5-7	Louisville, Ky./Sacred Heart Academy
21	Nyah Leveretter	F	Fr.	6-3	Blythewood, S.C./Westwood HS
23	Kameron Roach	G	R-Jr.	5-6	Hopkins, S.C./Lower Richland HS
34	Emma King	G	Soph.	5-10	Stanford, Ky./Lincoln County HS
44	Dre'una Edwards	F	R-So.	6-2	Las Vegas, Nev./Liberty HS/Utah

ALPHABETICAL

No.	Name	Pos.	Cl.	Ht.	Hometown/High School/Previous College
1	Robyn Benton	G	Jr.	5-9	Conyers, Ga./Greater Atlanta Christian/Auburn
44	Dre'una Edwards	F	R-So.	6-2	Las Vegas, Nev./Liberty HS/Utah
5	Blair Green	G	Jr.	6-0	Harlan, Ky./Harlan County HS
10	Rhyne Howard	G	Jr.	6-2	Cleveland, Tenn./Bradley Central HS
12	Treasure Hunt	G	Fr.	6-2	Chattanooga, Tenn./Hamilton Heights
34	Emma King	G	Soph.	5-10	Stanford, Ky./Lincoln County HS
21	Nyah Leveretter	F	Fr.	6-3	Blythewood, S.C./Westwood HS
13	Jazmine Massengill	G	Jr.	6-0	Chattanooga, Tenn./Hamilton Heights/Tennessee
3	KeKe McKinney	F	Sr.	6-1	Knoxville, Tenn./Fulton HS
00	Olivia Owens	C	R-So.	6-4	Albany, N.Y./Niskayuna HS/Maryland
15	Chasity Patterson	G	Sr.	5-5	Houston, Texas/North Shore/Texas
23	Kameron Roach	G	R-Jr.	5-6	Hopkins, S.C./Lower Richland HS
20	Erin Toller	G	Fr.	5-7	Louisville, Ky./Sacred Heart Academy
14	Tatyana Wyatt	F	Sr.	6-2	Columbus, Ga./Columbus HS

COACHING STAFF

Head Coach: Kyra Elzy (Tennessee, 1999, 2001) – 1st season, 9th at Kentucky
Assistant Coach: Niya Butts (Tennessee, 2000; Tennessee Tech, 2002) – 5th season, 10th at Kentucky
Assistant Coach: Amber Smith (Kentucky, 2011) – 3rd season, 10th at Kentucky (player/support staff)
Interim Assistant Coach: Daniel Boice (Arizona, 2014, 2016) – 1st season, 5th at Kentucky (support staff)

SUPPORT STAFF

Assistant Athletics Director/Women's Basketball: Amy Tilley (Kentucky, 2007)
Special Assistant to the Head Coach: Lin Dunn (UT Martin, 1969)
Academic Counselor/WBB Admin.: Tiffany Hayden (Kentucky, 2001; Louisville, 2009)
Director of Recruiting: Aisha Foy (Radford, 2016; Southeast Missouri State, 2018)
Recruiting Assistant: Jackie Clark (Kentucky, 2015; Kentucky, 2017)
Coaching Video Coordinator: DeNesha Stallworth (Kentucky, 2013)
Staff Support Associate: Carrie Marshall (Kentucky, 2003)
Creative Director: Kim Troxall (SCAD, 1994)
Senior Athletic Trainer: Courtney Jones (Purdue, 2001)
Nutrition Coach: Monica Fowler (Kentucky, 2010)
Team Physician: Dr. Robert Hosey (Virginia Tech, 1989)
Strength & Conditioning Coach: John Spurlock (Hanover College, 2005)
WBB Communications Director: Evan Crane (Kentucky, 2010)
WBB Communications Assistant: Cami Moore (Kentucky, 2018)
Equipment Manager: Kortez Wilson (Kentucky, 2014)

BY CLASS

Seniors (3)

KeKe McKinney
Chasity Patterson
Tatyana Wyatt

Juniors (5)

Robyn Benton
Blair Green
Rhyne Howard
Jazmine Massengill
Kameron Roach

Sophomores (3)

Dre'una Edwards
Olivia Owens
Emma King

Freshmen (3)

Treasure Hunt
Nyah Leveretter
Erin Toller

BY HEIGHT

5-5	Chasity Patterson
5-6	Kameron Roach
5-7	Erin Toller
5-9	Robyn Benton
5-10	Emma King
6-0	Blair Green
	Jazmine Massengill
6-1	KeKe McKinney
6-2	Tatyana Wyatt
	Rhyne Howard
	Dre'una Edwards
	Treasure Hunt
6-3	Nyah Leveretter
6-4	Olivia Owens

PRONUNCIATION

Dre'una Edwards (dre-ON-a)

Nyah Leveretter (ni(like high)-uh) (lev-er-RETT(Ike wet)-tur)

Tatyana Wyatt (TOT-e-on-uh)

Rhyne Howard (pronounced like RYAN)

2020-21 RADIO/TELEVISION CHART



OLIVIA OWENS **00**

6-4 – R-Soph. – TR – C
Albany, N.Y.
(Niskayuna HS/Maryland)



ROBYN BENTON **1**

5-9 – Jr. – TR – G
Conyers, Ga.
(Greater Atlanta Christian/Auburn)



KEKE MCKINNEY **3**

6-1 – Sr. – F
Knoxville, Tenn.
(Fulton HS)



BLAIR GREEN **5**

6-0 – Jr. – G
Harlan County, Ky.
(Harlan County HS)



RHYNE HOWARD **10**

6-2 – Jr. – G
Cleveland, Tenn.
(Bradley Central HS)



TREASURE HUNT **12**

6-2 – Fr. – G
Chattanooga, Tenn.
(Hamilton Heights Christian)



JAZMINE MASSENGILL **13**

6-0 – Jr. – G
Chattanooga, Tenn.
(Hamilton Heights Christian/Tenn.)



TATYANA WYATT **14**

6-2 – Sr. – F
Columbus, Ga.
(Columbus HS)



CHASITY PATTERSON **15**

5-5 – Sr. – G
Houston, Texas
(North Shore HS/Texas)



ERIN TOLLER **20**

5-7 – Fr. – G
Louisville, Ky.
(Sacred Heart HS)



NYAH LEVERETTER **21**

6-3 – Fr. – F
Blythewood, S.C.
(Westwood HS)



KAMERON ROACH **23**

5-6 – R-Jr. – G
Hopkins, S.C.
(Lower Richland HS)



EMMA KING **34**

5-10 – Soph. – G
Stanford, Ky.
(Lincoln County HS)



DRE'UNA EDWARDS **44**

6-2 – R-Soph. – F
Las Vegas, Nev.
(Liberty HS/Utah)



KYRA ELZY **HC**

Head Coach
(9th overall at UK)
LaGrange, Ky.



NIYA BUTTS **AC**

Assistant Coach
(10th overall at UK)
Americus, Ga.



AMBER SMITH **AC**

Assistant Coach
(10th overall at UK)
Winter Haven, Fla.



DANIEL BOICE **IAC**

Interim Assistant Coach
(5th Season at UK)
Tucson, Ariz.



AMY TILLEY **AAD**

Asst. AD/Director of Ops.
(11th overall at UK)
Somerset, Ky.



OLIVIA OWENS • 6-4 • RS-SOPHOMORE • CENTER • ALBANY, N.Y.

- In SEC opener, played 17 minutes and scored nine points with two rebounds. Huge defensively vs. MSU, playing 21 mins with 6 points, 4 rebs.
- Earned her first career start against Marshall, scoring 10 points with five rebounds. Went 4-of-6 from the field and 2-of-2 from free throw line.
- Transferred to UK after two seasons at Maryland where she sat out her sophomore season due to medical issues. Played 16 games as a freshman.



ROBYN BENTON • 5-9 • JUNIOR • GUARD • CONYERS, GA.

- Big Shot Rob - hit three 3s against Arkansas and Alabama and two against Miss. State. In 11 SEC games, has 84 points, 14-of-36 from 3.
- Best game of the season against Alabama, scoring 15 points with four rebounds going 3-of-5 from 3. Has hit at least one 3 in 15 games.
- Scored nine points in the fourth quarter to help UK earn the come-from-behind win vs. No. 13 IU. Ended with 12 points in the game with a 3.



KEKE MCKINNEY • 6-1 • SENIOR • FORWARD • KNOXVILLE, TENN.

- Scored 10+ in three straight games for first time in her career vs. AU, MSU, TAMU. Hit a 3 in 11 of 12 SEC games. 7th all-time in blocks with 100.
- Big game against Arkansas with 10 points and seven rebounds, adding a block, steal and an assist in 37 minutes. Had career-high tying 13 vs. UF.
- Recorded her second career double-double vs. Belmont with 10 points and 10 rebounds. Averaging 30.7 minutes and 5.1 rebounds this season.



BLAIR GREEN • 6-0 • JUNIOR • GUARD • HARLAN COUNTY, KY.

- Strong 4th quarter vs. Arkansas, scoring 8 of her 10 points in the final stanza, including a 3-pointer and career-high three blocks. Hit 2 3s vs. MSU.
- Career game against Vanderbilt, scoring a career-high 22 points on 7-of-10 FG and 4-of-5 3FG. Added five rebounds and two steals.
- Led Kentucky in scoring in back-to-back games (Vanderbilt, at Auburn). Hit a 3 in 11 games, including four vs. Vandy. Has 3+ rebs in seven games.



RHYNE HOWARD • 6-2 • JUNIOR • GUARD • CLEVELAND, TENN.

- Flirted with a quadruple double against Tennessee, scoring eight points with seven rebounds, seven steals and six assists. Has 20+ in 8 games.
- Scored 31 at Florida, adding nine rebounds and four 3s. Is the only player in the SEC leading her team in pts, rebs, asts, Has 3 30+ games this year.
- Has scored 1,493 career points sitting 11th in UK history in points scored. Needs 9 more to move into the top 10. Avg. 22 ppg, 7.7 rpg in SEC play.



TREASURE HUNT • 6-1 • FRESHMAN • GUARD • CHATTANOOGA TENN.

- First career start vs. Vanderbilt, scoring 11 points, grabbing five rebounds, forcing two blocks and dishing out two assists.
- Ranked as a top-10 player in the 2020 class by All Star Girls Report, while ESPN ranked her as a five-star player and the 28th best in the class.
- Averaged 24.7 points per game with 5.3 rebounds per game, 2.3 assists per game and 1.6 steals per game as a senior at Hamilton Heights.



JAZMINE MASSENGILL • 6-0 • JUNIOR • GUARD • CHATTANOOGA TENN.

- First start as a Wildcat vs. Tennessee, scoring a UK career high 11 points and hit a career-high three 3s with three assists.
- Almost had a triple double against Florida, scoring nine points with seven rebounds and 10 assists. Most asts by UK player in SEC game since 2018.
- First UK player to come off bench and have at least seven assists in SEC game since Crystal Riley vs. Florida on Feb. 18, 2010. Has hit a 3 in 7 games.



TATYANA WYATT • 6-2 • SENIOR • FORWARD • COLUMBUS, GA.

- Played 21 minutes against Tenn. with seven points and seven rebounds, adding an assist. It was the first time this season she has led UK in rebs.
- Made first start this season vs. Alabama, scoring nine points on 3-of-4 shooting, added two rbs, one blk, one ast. Played in 14 games this year.
- Played 18 minutes against Florida, recording eight points with five rebounds hitting some huge jumpers in the second half.



CHASITY PATTERSON • 5-6 • JUNIOR • GUARD • HOUSTON, TEXAS

- Scored 21 points against Tennessee, going 9-of-16 from the field with five rebounds. Has led UK in scoring five times this season.
- Has recorded 10+ pts in 15 games. Career-high 10 stls vs. Wofford. Second player in program history to record 10 or more steals in a game.
- Dished out seven asts vs. Vandy. Has recorded 8+ stls 3 times. Leads nation with 64 stls. Scored 30 pts in season opener with six rbs and eight stls.



ERIN TOLLER • 5-7 • FRESHMAN • GUARD • LOUISVILLE KY.

- Played in the first two games this season scoring six points against Murray State with three steals hitting a 3.
- A talented point guard who is a floor general at the position and can score in a variety of ways ... In-state prospect from Louisville's Sacred Heart.
- First-team all-state by the Herald-Leader after a strong senior season hitting 84 3s with 16.4 points per game and 5.7 rebounds per game.



NYAH LEVERETTER • 6-3 • FRESHMAN • FORWARD • BLYTHEWOOD, S.C.

- Scored three points vs. Murray State in season opener, adding five rebounds and two blocks. Had 8 rebounds vs. Marshall in 22 minutes.
- Best season at Westwood High School was her senior year when she averaged 13.3 points per game and 11.0 rebounds per game.
- South Carolina Basketball Coaches Association AAAA All-State Team in 2019 after averaging 11.9 points and 9.8 rebounds as a junior.



KAMERON ROACH • 5-6 • JUNIOR • GUARD • HOPKINS, S.C.

- Scored her first points in nearly two years, playing 10 minutes vs. Marshall and hitting a 3. She also had two assists and a rebound.
- Played in 13 games in 2018-19 seeing 4.2 minutes per game before she tore her Achilles towards the end of 2018-19 and missed all of last season.
- Saw six minutes in the 2018-19 season opener vs. Alabama State with three steals, four rebounds and recorded her first 3 in a game



EMMA KING • 5-10 • FRESHMAN • GUARD • STANFORD, KY.

- Earned her first two career starts vs. Murray State and Belmont ... Did not score but had 1 reb., 3 asts. and 1 steal vs. MSU and 3 rebs vs. Belmont.
- Played in 15 games last season averaging 7.1 minutes per game ... Best game came in her debut against Mount St. Mary's, hitting two 3s with 7 pts.
- Led Lincoln County in scoring as a senior averaging 18.5 points and 7.3 rebounds while hitting 44.3 percent from the field and 38.2 percent from 3.



DRE'UNA EDWARDS • 6-2 • SOPHOMORE • FORWARD • LAS VEGAS, NEV.

- First UK player since 2016-17 to record three straight double-doubles: 14pts/10rebs vs. IU, 16pts/12rebs vs. K-State and 27pts/15rebs vs. Belmont.
- Has scored 10 or more points in 12 games and has 10 or more rebounds in five games. Had a career-best four blocks vs. DePaul and Vandy.
- Transferred to UK after her freshman season at Utah averaging 11.6 points and 6.7 rebounds en route to Pac-12 Freshman of the Year honors.

NATIONAL POLLS

THE ASSOCIATED PRESS TOP 25

1	UConn(26)	16-1
2	South Carolina(2)	17-2
3	Louisville	19-1
4	NC State	13-2
5	Texas A&M(1)	19-1
6	Stanford(1)	18-2
7	Baylor	16-2
8	UCLA	12-3
9	Maryland	14-2
10	Arizona	14-2
11	Michigan	11-1
12	South Florida	11-1
13	Oregon	12-4
14	Indiana	13-4
15	Ohio State	12-3
16	Gonzaga	18-2
17	Kentucky	14-5
18	Arkansas	15-7
19	DePaul	11-4
	West Virginia	16-3
21	Tennessee	12-5
22	Georgia	16-4
23	South Dakota State	17-2
24	Northwestern	11-4
25	Missouri State	13-2

Other UK opps receiving votes: **Mississippi State 2**

USA TODAY/COACHES PRESEASON TOP 25

1	UConn(22)	16-1
2	Louisville(8)	19-1
3	South Carolina	17-2
4	Stanford	19-2
5	Texas A&M(2)	19-1
6	NC State	13-2
7	Arizona	14-2
8	Baylor	16-2
9	UCLA	12-3
10	Maryland	14-2
11	Michigan	11-1
12	Indiana	13-4
13	Oregon	12-5
	Ohio State	12-3
15	South Florida	11-1
16	Gonzaga	18-2
17	Kentucky	15-5
18	Arkansas	15-7
19	DePaul	12-4
20	Missouri State	13-2
21	Tennessee	12-5
22	Northwestern	11-4
23	Georgia	16-4
24	West Virginia	16-3
25	South Dakota State	17-2

Other UK opps receiving votes: **Mississippi State 35**

WEEK-BY-WEEK

DATE	AP	COACHES
Preseason	11	12
Dec. 1	11	n/a
Dec. 8	9	9
Dec. 15	9	9
Dec. 22	11	11
Dec. 29	13	11
Jan. 5	10	8
Jan. 12	12	11
Jan. 19	12	12
Jan. 26	15	14
Feb. 2	15	14
Feb. 9	20	18
Feb. 16	17	17
Feb. 23		
March 2		
March 9		
March 16		

BY THE BIG BLUE NUMBERS

1,493

career points for Rhyne Howard, ranking 11th all-time at UK

868

wins in Kentucky Women's Basketball history

470

number of wins for Kentucky inside Memorial Coliseum

295

assists for UK this season, ranking top-30 nationally

100

percent graduation rate for four-year players under Coach Elzy at Kentucky

67

steals by Chasity Patterson this year, which ranks first in the nation.

22

years of experience coaching in the SEC as a full-time assistant coach for Elzy, Butts and Smith combined

15

straight semesters with a overall team GPA above a 3.0

15

wins by Kyra Elzy as head coach of the Kentucky Wildcats

11

straight seasons ranking top 25 in national attendance

9

NCAA Tournament appearances since 2009-10 season

8

Kyra Elzy is the eighth head coach in Kentucky WBB history.

KENTUCKY'S RECORD WHEN ...

	ALL	SEC
Leading or tied at halftime	13-3	8-2
Trailing at halftime	2-2	0-2
Shoot 50 percent or higher	6-0	3-0
Shoot 60 percent or higher	0-0	0-0
Shoot less than 50 percent	9-5	5-4
Shoot higher percentage than opp.	11-0	6-0
Shoot lower percentage than opp	4-5	2-4
Opp. shoot worse than 50 percent	14-4	7-4
Opp. shoot 50 percent or higher	1-1	1-0
Opp. shoot 60 percent or higher	0-0	0-0
Score less than 60 points	0-1	0-1
Score 60 or more points	15-4	8-3
Score 70 or more points	13-2	7-1
Score 80 or more points	7-1	4-0
Score 90 or more points	2-0	1-0
Score 100 or more points	0-0	0-0
Opp. score 30 or less points	0-0	0-0
Opp. score 40 or less points	1-0	0-0
Opp. score 50 or less points	4-0	0-0
Opp. score 60 or less points	8-0	2-0
Opp. score 70 or less points	11-1	4-1
Opp. score 80 or less points	13-4	7-4
Opp. score 60 or more points	8-5	6-4
Opp. score 70 or more points	4-5	4-4
Opp. score 80 or more points	2-1	2-0
Opp. score 90 or more points	0-0	0-0
Outrebound or same as opponent	9-1	3-0
Outrebounded by opponent	6-4	5-4
Commit fewer turnovers than opp.	9-3	3-3
Commit same turnovers as opp.	0-0	0-0
Commit more turnovers than opp.	6-2	5-1
Commit single digit turnovers	3-2	2-2
Force 20 or more turnovers	3-0	0-0
Force 25 or more turnovers	1-0	0-0
Make 6 or more 3-pointers	12-3	7-2
Make 5 or fewer 3-pointers	3-2	1-2
Opp. make 6 or more 3-pointers	4-1	3-0
Opp. make 5 or fewer 3-pointers	11-4	5-4
Game decided by 10 pts or less:	6-2	5-1
Game decided by 1-5 pts:	3-2	2-1
Game decided by 6-10 pts:	3-0	3-0
Game decided by 11-15 pts:	4-1	3-1
Game decided by 16+ pts:	5-2	0-2
Overtime games:	1-0	1-0
Televised games:	14-4	7-4
SEC Network+	5-1	1-1
ESPNU	1-0	0-0
ESPN2	0-1	0-1
ESPN	0-1	0-1
SEC Network	8-1	7-1
ESPN+	1-0	0-0
ACC Network Extra	0-0	0-0
Games vs. AP ranked opponents:	4-4	3-3
Games vs. AP Top 10	1-2	1-2
Games following a loss:	4-1	3-1
Games following a win:	10-4	5-3
More points in the paint than opp.:	7-0	2-0
Fewer points in the paint than opp.:	8-5	6-4
Same points in the paint than opp.:	0-0	0-0
More points off turnovers:	12-3	5-3
Fewer points off turnovers:	2-2	2-1
Same points off turnovers:	1-0	1-0
More bench points than opp.:	10-3	6-2
Fewer bench points than opp.:	3-2	1-2
Same bench points as opp.:	2-0	1-0
More 2nd-chance points than opp.:	7-3	3-2
Fewer 2nd-chance points than opp.:	7-2	5-2
Same 2nd-chance points as opp.:	1-0	0-0
One UK player scores 10+:	0-0	0-0
Two UK players score 10+:	2-2	2-2
Three UK players score 10+:	5-2	2-2
Four UK players score 10+:	7-1	3-0
Five UK players score 10+:	1-0	1-0
Six UK players score 10+:	0-0	0-0
Seven UK players score 10+:	0-0	0-0
Eight UK players score 10+:	0-0	0-0
On Monday:	1-0	1-0
On Tuesday:	0-0	0-0
On Wednesday:	2-1	0-0
On Thursday:	5-2	4-2
On Friday:	0-0	0-0
On Saturday:	1-0	0-0
On Sunday:	6-2	3-2
In November:	2-0	0-0
In December:	5-1	0-0
In January:	6-3	6-3
In February:	2-1	2-1
In March:	0-0	0-0
In April:	0-0	0-0

GAME NOTES

SERIES HISTORY VS. SOUTH CAROLINA

- Sunday will be the 69th all-time meeting between Kentucky and South Carolina in women's basketball. The Gamecocks have won 12 of the last 13 meetings in the series.
- UK has lost three straight games to the Gamecocks. The Wildcats last win against SC was a 65-57 win in Columbia on Feb. 21, 2019.
- The Gamecocks lead the series 19-11 in games played in Columbia.

HOWARD, OFFENSE SHINE AGAINST GATORS

- Kentucky put together one of its best offensive performances of the season at Florida, scoring 88 points and shooting 53.7 percent from the field. The field-goal percent was UK's highest in an SEC game this season while the scoring output was its second highest in a league game. UK scored 92 points in an overtime win at Mississippi State.
- Rhyne Howard led the way for Kentucky, scoring 31 points with nine rebounds and four 3s made. Her strong performance makes her the fourth player in school history to have at least six career 30-point games, while she is the second player in school history to have at least five career 30-point games against SEC opponents. Howard is the first player in school history to have three career 30-point games against SEC opponents on the road.
- Overall, the Wildcats shined as a team as well. UK won the battle in the paint, 40-32. It was the second time UK has won the paint points in league play. The other was against Alabama.
- The high shooting percentage from the field was its best shooting performance in an SEC game since Jan. 25, 2018 vs. Alabama (64.7%). It was also its best shooting performance in an SEC road game since Jan. 31, 2016 at Florida (58%).
- Chasity Patterson scored 13 points with three 3s, while KeKe McKinney scored 13 points with four rebounds. Jazmine Massengill scored nine points with 10 assists and seven boards.

WILDCATS ANSWER CALL VS. NO. 16 TENNESSEE

- Not one person in the Kentucky women's basketball program was happy with the team's performance against Tennessee down in Knoxville in January. The Wildcats were outrebounded and outplayed in nearly every area. Prior to the rematch Thursday, Coach Elzy challenged the team to flip some of the categories that led to UK's poor performance and show that the team that played in Knoxville was not the true Wildcats. UK did just that Thursday, controlling the game against the No. 16 Lady Vols and earning a 71-56 win.
- It was a game of runs with UK going on a 15-2 run in the second quarter to grab a 35-20 lead but the Lady Vols answered that with a 25-4 run over the next 9:30 of game action to take a one-point lead into the fourth quarter. UK answered in the fourth, finishing on a 16-3 run.
- In the first meeting in Knoxville, the Lady Vols outrebounded Kentucky 56-25 and had a 44-18 edge in paint points. Thursday, the Wildcats cut that to a 42-38 UT rebounding edge and a 30-26 advantage in paint points.
- Chasity Patterson led the way with 21 points, while Jazmine Massengill had a career-day with 11 points and hitting three 3s. Rhyne Howard scored only eight points but flirted with a quadruple double with seven rebounds, seven steals and six assists.

BOUNCE-BACK GAME VS. ALABAMA, MISSOURI

- After losing on the road at No. 25 Tennessee, 70-53, on Jan. 24, Kentucky needed a confidence booster and got it with two good wins in different ways last week.
- The week started with a 81-68 win vs. Alabama in which UK shot 52.6 percent from the field, its second-highest percentage of the season. Kentucky shot 55.6 percent from long range (10-of-18 3FG), its best percentage of the season. UK tied its season high for assists with 23.
- After struggling on the backboards at Tennessee, Kentucky rebounded with a 37-26 edge on the glass. Rebounding and defense helped UK blunt Alabama's fastbreak offense as the Wildcats won fastbreak points 11-0. Four players scored in double figures vs. the Tide, led by Rhyne Howard's 16 points, eight rebounds and seven assists.
- Against Missouri, it was UK's defense that came up huge holding the Tigers to just 55 points. The Wildcats held the Tigers to just 18 first-half points - marking the first time it had held an SEC opponent to 20 or less first-half points since holding Ole Miss to just 18 last February in Oxford. The Tigers hit just 1 3-pointer during the game and UK outscored Mizzou 19-6 in points off turnovers.

HOWARD SHINES AS CATS OPEN LEAGUE PLAY WITH TWO HUGE WINS

- It was an impressive first week of league action under head coach Kyra Elzy, recording back-to-back wins over top-15 ranked opponents. After starting with a 75-64 win over No. 10 Arkansas, the Wildcats claimed an overtime thriller at No. 12 Mississippi State, 92-86.

- The Wildcats won both games in different ways, defeating Arkansas with its best defensive performance of the year, while it claimed the win against Mississippi State with an impressive offensive performance. Against Arkansas, UK held the Razorbacks to a season-low tying five 3s and a season-low in points.
- Against Mississippi State, UK scored 92 points, going over 90 for the second time this season. The Wildcats recorded 15+ assists for the sixth straight game and won the rebounding margin for the sixth straight game. UK hit 10 3s against Arkansas and followed with a season-best 14 against Mississippi State – the first time this season it has hit 10 or more 3s in consecutive games. The Wildcats had a season-high eight blocks against Arkansas.
- Howard continued to show why she is the best player in women's college basketball, leading Kentucky in scoring in both games. In the league opener vs. Arkansas, Howard scored 24 points with 10 rebounds, adding four 3s made and four assists. The 24 points was a season high before she paced Kentucky at State with 33 points, adding 10 rebounds, six assists, a block and a steal. Against State, Howard put the team on her back late in the game scoring 25 of her 33 points in the fourth quarter and overtime. In fact, Howard scored 25 of Kentucky's final 31 points in the game, including 10 of the team's 14 overtime points.
- Howard is the first player in school history to score at least 33 points with 10 rebounds and six assists against an SEC opponent and the second player to accomplish the feat against any opponent, joining Belitta Croley. The native of Cleveland, Tennessee, had two double-doubles on the week, which were her second and third double-doubles of the season. Howard also led UK in assists in both games, while her eight 3s made during the week moved her up to fourth all-time in program history in 3s made in a career.

A WEEK FULL OF HONORS FOR KENTUCKY

- The consecutive top-15 wins has given the Wildcats and junior guard Rhyne Howard national praise. Below is a collection of the awards UK and Howard have received this week.
- Kyra Elzy was named espnW National Coach of the Week
- Kentucky was named USBWA National Team of the Week
- Rhyne Howard was named espnW National Player of the Week, Naismith Trophy National Player of the Week, College Sports Madness National Player of the Week and SEC Player of the Week.

DIFFICULT STRETCH TO START CONFERENCE ACTION

- Kentucky vs. South Carolina on Sunday, Jan. 10 was the fourth and final in a four-game stretch where Kentucky played four top-15 teams in 11 days. It marked the first time in program history UK played four straight games against top-15 ranked teams.
- UK started the stretch with a 75-64 win over No. 10 Arkansas before a 92-86 overtime win at No. 12 Mississippi State. The Wildcats ran out of gas down the stretch at No. 8 Texas A&M, falling 77-60 after the game was tied 31-31 at halftime and UK held a lead with just over 4 minutes to go in the third quarter. UK went 7:17 without scoring over the end of the third quarter and start of the fourth quarter against the Aggies. It led to a 14-0 TAMU run that all but sealed the victory.
- Kentucky had a nine-point lead on South Carolina at halftime, but went cold again from the field in the second half, allowing the Gamecocks to score 43 second-half points.
- Kentucky's back-to-back wins against top-15 ranked opponents marked the third time in program history the Wildcats have accomplished that and the first since Dec. 2013. It was the first time that UK has defeated consecutive top-15 SEC foes in program history.

TWO STATS TELL THE TALE FOR UK ...

- Kentucky seems to be at its best when it is sharing the ball and knocking down long-range shots. In fact, it seems the Cats are nearly unbeatable when they do both:
- When Kentucky has 16 or more assists in a game, they are 9-0 this season. UK is 2-2 when it has 10 or less assists.
- When Kentucky hits 10 or more 3s in a game, the Wildcats are 7-0 this season. UK is 3-2 when it hits five or less 3s.
- Oddly enough, UK's fewest turnover games of the season have been arguably its worst two performances of the year. UK had seven turnovers at Tennessee and eight at Ole Miss.

"HOME SWEET HOME" VS. "ON THE ROAD AGAIN"

- Kentucky is 11-1 at home this season and is playing its best basketball inside Memorial Coliseum/Rupp Arena. In the 12 home games, UK is averaging 77.6 ppg, hitting 45.6 percent from the field and 37.0 percent from 3. The Wildcats are hitting 7.6 3s per game at home with 15.8 assists per game, 8.8 steals per game and a +3.2 rebounding margin.

KENTUCKY UNDER COACH ELZY

(2021-Present)	Total
Home Games.....	11-1
Memorial Coliseum.....	9-1
Rupp Arena.....	2-0
Road Games.....	4-4
Neutral Sites.....	0-0
SEC Games:.....	8-4
Home.....	5-1
Road.....	3-3
Regular season, non-conference.....	7-1
Home.....	6-0
Road.....	1-1
Neutral.....	0-0
vs. ranked teams in non-conference.....	1-1
SEC Tournament.....	0-0
NCAA Tournament.....	0-0
WNIT.....	0-0
Leading or tied at halftime.....	13-3
Trailing at halftime.....	2-2
Shoot 50 percent or higher.....	6-0
Shoot less than 50 percent.....	9-5
Shoot higher percentage than opp.....	11-0
Shoot lower percentage than opp.....	4-5
Shooting same percentage as opp.....	0-0
Opp. shoots worse than 50 percent.....	14-4
Opp. shoots 50 percent or higher.....	1-1
Score fewer than 60 points.....	0-1
Score 60 or more points.....	15-4
Score 70 or more points.....	14-2
Score 80 or more points.....	7-1
Score 90 or more points.....	2-0
Score 100 or more points.....	0-0
Opp. scores 30 or fewer points.....	0-0
Opp. scores 40 or fewer points.....	1-0
Opp. scores 50 or fewer points.....	4-0
Opp. scores 60 or fewer points.....	8-0
Opp. scores 70 or fewer points.....	11-1
Opp. scores 80 or fewer points.....	14-4
Opp. scores 60 or more points.....	8-5
Opp. scores 70 or more points.....	4-5
Opp. scores 80 or more points.....	2-1
Opp. scores 90 or more points.....	0-0
Outrebounds or same as opponent.....	8-1
Outrebounded by opponent.....	7-4
Commits fewer turnovers than opp.....	9-3
Commits same turnovers as opp.....	0-0
Commits more turnovers than opp.....	6-2
Force 30 or more turnovers.....	2-0
Makes 6 or more 3-pointers.....	12-3
Makes 5 or fewer 3-pointers.....	3-2
Game decided by 10 pts or fewer:.....	6-2
Game decided by 1-5 pts:.....	3-2
Game decided by 6-10 pts:.....	3-0
Game decided by 11-15 pts:.....	4-1
Game decided by 16+ pts:.....	5-2
Overtime games.....	1-0
Televised games.....	15-4
Games vs. ranked opponents.....	4-4
Games vs. top 10 ranked opponents.....	1-2
Games following a loss.....	4-1
Games following a win.....	10-4
More points in the paint than opp.....	7-0
Fewer points in the paint than opp.....	8-5
Same points in the paint than opp.....	0-0
More bench points than opp.....	10-3
Fewer bench points than opp.....	3-2
Same bench points as opp.....	2-0
More 2nd-chance points than opp.....	7-3
Fewer 2nd-chance points than opp.....	7-2
Same 2nd-chance points as opp.....	1-0
On Monday.....	1-0
On Tuesday.....	0-0
On Wednesday.....	2-1
On Thursday.....	5-2
On Friday.....	0-0
On Saturday.....	1-0
On Sunday.....	6-2
In November.....	2-0
In December.....	5-1
In January.....	6-3
In February.....	2-1
In March.....	0-0
In April.....	0-0

SEC STANDINGS (2/19)

Team	SEC	Pct.	All
South Carolina	12-1	.923	17-3
Texas A&M	10-1	.909	19-1
Tennessee	7-3	.700	13-5
Georgia	8-4	.667	16-4
Kentucky	8-4	.667	15-5
Alabama	7-6	.538	14-6
LSU	6-6	.500	8-10
Arkansas	5-6	.454	15-7
Mississippi State	3-5	.375	8-6
Ole Miss	3-7	.300	9-7
Missouri	3-8	.272	7-9
Florida	3-9	.250	10-10
Auburn	0-12	.000	5-15
Vanderbilt*	0-3	.000	4-4

- Regular season champions
^ - Tournament champions

CAREER DOUBLE-DOUBLES

TATYANA WYATT: 1 CAREER (0 SEASON)

2017-18 (1)
20 points, 10 rebounds vs. Evansville, 12-5-17

KEKE MCKINNEY: 2 CAREER (1 SEASON)

2020-21 (1)
10 points, 10 rebounds vs. Belmont, 11-29-20
2019-20 (1)
10 points, 10 rebounds vs. Stetson, 11-13-19

RHYNE HOWARD: 16 CAREER (5 SEASON)

2020-21 (5)
18 points, 12 rebounds at DePaul, 12-16-20
24 points, 10 rebounds vs. Arkansas, 12-31-20
33 points, 10 rebounds at Miss. State, 1-3-21
22 points, 10 rebounds vs. Missouri, 1-31-21
26 points, 10 rebounds at Ole Miss, 2-4-21
2019-20 (6)
14 points, 11 rebounds vs. Mount St. Mary's, 11-5-19
13 points, 11 rebounds at Virginia, 11-16-19
22 points, 11 rebounds vs. Texas A&M, 1-17-20
26 points, 12 rebounds at LSU, 1-19-20
26 points, 10 rebounds vs. Miss. State, 2-16-20
24 points, 11 rebounds vs. South Carolina, 2-23-20
2018-19 (5)
25 points, 12 rebounds vs. North Carolina, 11-24-18
17 points, 10 rebounds vs. Morehead State, 11-28-18
25 points, 10 rebounds at Louisville, 12-09-18
20 points, 11 rebounds vs. Ole Miss, 1-13-19
18 points, 14 rebounds vs. Arkansas, 2-17-19

DRE'UNA EDWARDS: 4 CAREER (4 SEASON)

2020-21 (4)
27 points, 15 rebounds vs. Belmont, 11-29-20
16 points, 12 rebounds at Kansas State, 12-3-20
14 points, 10 rebounds vs. Indiana, 12-6-20
18 points, 11 rebounds at DePaul, 12-16-20

CHASITY PATTERSON: 1 CAREER (1 SEASON)

2020-21 (1)
17 points, 10 steals vs. Wofford, 12-19-20

- In its eight road games, UK is averaging 71.4 points per game, hitting 42.3 percent from the field and 31.9 percent from arc. The Wildcats are hitting 7.5 3-pointers per game on the road with 13.3 assists per game, 10.4 steals per game and a -5.1 rebounding margin.
- UK has a +4.8 turnover margin at home and a +2.8 turnover margin on the road.

COMEBACK CATS STRIKE VS. NO. 13 INDIANA

- Trailing by 14 in the first half and 13 at halftime, Niya Butts challenged the team at half-time to get tougher and show the resilience that is preached in the program. The Wildcats responded by outscoring Indiana 49-32 in the second half, including 21-14 in the fourth quarter to earn the win. Elzy missed the game due to health concerns unrelated to COVID-19.
- Indiana led for 31:53 in the game, including a double-digit lead for a majority of the second half. IU's biggest lead was 14 at 6:44 in the second quarter. UK erasing that lead marks the 12th-largest comeback in school history. The 14-point comeback win is the largest for Kentucky since March 6, 2015 when it trailed Mississippi State by 15 and came back to win.
- The 14-point comeback win is the largest for Kentucky at Memorial Coliseum since Dec. 1, 2013 vs. Louisville when the Cats also trailed by 14.
- After Indiana went up 10 at 59-49 with exactly 7:00 to go in the game, UK went on a 11-0 run over the next 4:09 to grab a 60-59 lead with 2:51 to play. UK now has a 10-0 run or better in every game this season. Indiana grabbed its last lead of the game when it ended UK's 11-0 run with two free throws but Kentucky responded with a 6-0 run, including two Edwards free throws and back-to-back baskets by Howard and Benton to seal the victory.
- UK went 12-of-14 from the charity stripe in the fourth, including 10-for-10 in the final 2:51.
- The Hoosier had limited their first two opponents to a combined 77 points with UK nearly doubling that Sunday with 72.

HOWARD EARNING TONS OF PLAYER OF THE YEAR HYPE

- In the last week alone, Howard has been named one of 10 players to the Cheryl Miller Small Forward of the Year Award Top 10 Watch List, Dawn Staley Award Late Season Watch List Jersey Mike's Naismith Trophy Women's Midseason Team and John R. Wooden Award Late Season Top 20 Watch List. Fans are encouraged to visit RhymeHoward.com to keep up with the junior's campaign to become a unanimous All-America selection and national player of the year.

IF THE CROWN FITS, WEAR IT - RHYNEHOWARD.COM

- Rhyme Howard is at it again this season, showing she is the best player in college basketball. The guard has been amazing for Kentucky this season, averaging a team-best 19.7 points per game with 7.2 rebounds per game. Howard leads UK with 38 3-pointers made adding a team-best 64 assists. She is second with 36 steals - all while playing three fewer games.
- Howard is the only player in the SEC to lead her team in scoring, rebounding and assists.
- The best part of Howard's 2020-21 season is she has so much talent around her it amplifies all her skills because she can show she is more than just a scorer. Howard can help the team with rebounds or assists or steals or defense. She truly can do it all and is showing it.
- A true example of that was her performance vs. Tennessee, scoring eight points but effecting the game by leading the team with seven rebounds, seven steals and six assists.
- Howard has scored 10+ points in every game but two this season and 20+ in eight games. and 30+ in three games. Her best outings have come against ranked opponents.
 - * vs. No. 13 Indiana – 22 points, 3 3PFGs, 4 rebounds, 2 assists, 1 steal
 - * at No. 24 DePaul – 18 points, 12 rebounds, 5 steals
 - * vs. No. 10 Arkansas – 24 points, 4 3PFGs, 10 rebounds, 4 assists, 1 block
 - * at No. 12 Mississippi State – 33 points, 4 3PFGs, 10 rebounds, 6 assists, 1 block, 1 steal
 - * at No. 8 Texas A&M – 22 points, 6 rebounds, 5 assists, 2 steals
 - * vs. No. 5 South Carolina – 32 points, 7 rebounds, 3 assists, 2 steals, 1 block
- Her best performance came at No. 12 Mississippi State, scoring 33 points with 10 rebounds and six assists. She scored 25 points in the fourth quarter and overtime and scored 25 of Kentucky's final 31 points, including 10 of 14 in overtime.
- She had 31 points at Florida, hitting four 3s and adding nine rebounds.
- Howard has scored 1,493 career points sitting 11th in UK history in points scored. She needs 9 more to move into the top 10. She became the second-fastest player in program history to reach 1,000 points last season in her 53rd game.
- In 76 career games, Howard has ...
 - * Hit at least one 3 in 67 career games, including 14 games this season.
 - * Made three or more 3s in 34 career games, including eight games this season.
 - * Made five or more 3s in 11 career games.
 - * Scored 10+ points in 67 career games, including 15 games this season.

- * Scored 15+ points in 54 career games, including 11 games this season.
- * Scored 20+ points in 39 career games, including eight games this season.
- * Scored 25+ points in 22 career games, including four games this season.
- * Scored 30+ points in 6 career games, including three games this season.
- * Led UK in scoring in 47 career games, including nine games this season.
- * Led UK in rebounding in 42 career games, including 10 games this season.
- * Led UK in assists in 25 career games, including nine games this season.
- * Led UK in steals in 25 career games, including twice this season.
- * Led UK in blocks in 26 career games, including five games this season.
- * Has 16 career double-doubles, including five this season.

RHYNE HOWARD VS. RANKED TEAMS

- Rhyme Howard is at her best against top teams. Below is a look all-time vs. ranked teams.

	GP	GS	Min	FG%	3PT%	FT%	R/G	A/G	STL	BLK	PTS/G
2020-21	8	8	36.1	46.3	35.6	.795	7.4	3.5	21	4	21.6
2019-20	8	8	35.1	.395	.319	.762	7.6	2.8	12	8	26.4
2018-19	10	10	30.4	.422	.358	.607	5.6	1.7	21	4	15.0
TOTALS	26	26	3363	.424	.341	.738	6.8	2.5	54	16	20.5

BIG DAWG POWERING KENTUCKY WITH DOUBLE-DOUBLES

- After only playing six minutes in Kentucky's season opener due to foul trouble, head coach Kyra Elzy told reporters postgame that they did not get to see how the real Dre'una Edwards in the game but would soon.
- She was right as Edwards led Kentucky the following game vs. Belmont, scoring 27 points with 15 rebounds, hitting two 3s with three steals in 29 minutes of play. Fifteen points and nine rebounds came in the second half alone. During the game, Edwards set a career high in field-goals made with 11 and attempted with 19. She also had a career high in 3s made with two. The double-digit scoring performance was the 19th of her career while it was the third 20+ performance for her. It was her eighth career double-double and she is the first Kentucky player with at least 27 points with 15 rebounds in a game since Evelyn Akhator vs. Miss. State on Feb. 23, 2017.
- Two more double-double performances immediately followed, as Edwards recorded 16 points and 12 rebounds vs. Kansas State and 14 points and 10 rebounds against Indiana.
- Edwards is the first UK player since Akhator in 2017 to record three straight double-doubles.
- The forward got her fourth double-double at DePaul with 18 points and 11 rebounds, adding a career-high four blocks with five assists.
- Edwards has scored 10 or more points in five of the last nine games and seven or more in six of the last nine. She has five or more rebounds in six of the last nine games.

PATTERSON BECOMING A STAR FOR WILDCATS

- Chasity Patterson scored UK's first nine points vs. Murray State, hitting two 3-pointers and completing an and-one to set the tone early in UK's season opening 86-60 vs. the Racers. Patterson played 28 minutes in the game with 30 points, going 8-of-13 from the field, 2-of-4 from 3 and 12-of-13 from the free-throw line. She also grabbed a career-high six rebounds and career-high eight steals with three assists. Her 30-point performance was one-point shy of the program record of points scored by a UK player in a season opener. Patterson was lights out in the first half, going 5-of-6 from the field, 2-of-2 from 3 and 9-of-9 from the free-throw line for 21 first-half points. She also had four rebounds and three steals.
- Patterson is the third player in school history to score at least 30 points in a season opener joining Leslie Nichols (31 vs. Marshall on Nov. 22, 1985) and Valerie Still (30 vs. UT-Chattanooga on Nov. 30, 1981).
- Patterson has recorded eight steals vs. Murray State and DePaul before 10 vs. Wofford.
- Patterson is the third player in program history to record 10 or more steals in a game. Leslie Nichols holds the program record with 11 steals vs. UofL on Feb. 14, 1986.
- Patterson and Nichols are also the only players in school history to record eight or more steals in three or more games in a season.
- Patterson has 67 steals this season to lead the nation. Patterson is the only player in the SEC this season that has posted eight or more steals, accomplishing the feat three times.
- Patterson has scored 10 or more points in every game but four this season - Marshall, Arkansas, Texas A&M and Auburn.
- Patterson scored 21 points vs. UT, going 9-of-16 from FG and 3-of-5 from 3 with 5 rebounds.
- On Tuesday, Jan. 26, Patterson was named to the 2020-21 Naismith Women's Defensive Player of the Year Watch List.

20-POINT SCORING GAMES

RHYNE HOWARD		38
29	vs. Southern	11/11/18
20	vs. UCLA	11/23/18
25	vs. North Carolina	11/24/18
25	at Louisville	12/09/18
25	vs. Murray State	12/21/18
20	vs. Ole Miss	1/13/19
21	at Texas A&M	1/27/19
23	at Alabama	2/11/19
25	vs. Missouri	3/8/19
21	at NC State	3/25/19
24	vs. Stetson	11/13/19
24	vs. Morehead State	11/21/19
27	vs. Grambling State	11/26/19
29	vs. Charlotte	12/04/19
30	vs. Samford	12/08/19
26	vs. Louisville	12/15/19
29	at California	12/21/19
28	at South Carolina	01/02/20
37	vs. Tennessee	01/05/20
43	at Alabama	01/09/20
22	at Florida	01/12/20
24	vs. Texas A&M	01/16/20
26	at LSU	01/19/20
20	at Arkansas	02/09/20
26	vs. Mississippi State	02/16/20
21	at Ole Miss	02/20/20
24	vs. South Carolina	02/23/20
25	vs. Georgia	02/27/20
26	at Vanderbilt	03/01/20
24	vs. Tennessee	03/06/20
26	vs. Mississippi State	03/07/20
22	vs. Indiana	12/06/20
24	vs. Arkansas	12/31/20
33	at Mississippi State	01/03/21
22	at Texas A&M	01/07/21
32	vs. South Carolina	01/10/21
22	vs. Missouri	01/31/21
26	at Ole Miss	02/04/21
31	at Florida	02/15/21

TATYANA WYATT		1
20	vs. Evansville	12/5/17

CHASITY PATTERSON		6
20	at Florida	01/12/20
25	vs. Florida	02/02/20
32	at Arkansas	02/09/20
30	vs. Murray State	11/25/20
22	at DePaul	12/16/20
21	vs. Tennessee	02/11/21

DRE'UNA EDWARDS		1
27	vs. Belmont	11/29/20

BLAIR GREEN		1
22	vs. Vanderbilt	1/17/21

STARTING LINEUP RECORDS

Team	G	G	G	F	F	Result
Murray St.	Patterson	King	Green	Edwards	McKinney	W, 86-60
Belmont	Patterson	King	Green	Edwards	McKinney	W, 70-50
Kansas St.	Patterson	Howard	Green	Edwards	McKinney	W, 60-49
Indiana	Patterson	Howard	Green	Edwards	McKinney	W, 72-68
Marshall	Patterson	Howard	Green	Edwards	Owens	W, 79-45
Samford	Patterson	Howard	Green	Edwards	McKinney	W, 88-54
DePaul	Patterson	Howard	Green	Edwards	McKinney	L, 86-82
Wofford	Patterson	Howard	Green	Edwards	McKinney	W, 98-37
Arkansas	Patterson	Howard	Green	Edwards	McKinney	W, 75-64
Miss. State	Patterson	Howard	Green	Edwards	McKinney	W, 92-86ot
TAMU	Patterson	Howard	Green	Edwards	McKinney	L, 77-60
S. Carolina	Patterson	Howard	Green	McKinney	Owens	L, 75-70
Vanderbilt	Patterson	Hunt	Green	McKinney	Owens	W, 80-73
Auburn	Patterson	Howard	Green	McKinney	Owens	W, 76-71
Tennessee	Patterson	Howard	Green	McKinney	Owens	L, 70-53
Alabama	Patterson	Howard	Green	McKinney	Wyatt	W, 81-68
Missouri	Patterson	Howard	Green	McKinney	Wyatt	W, 61-55
Ole Miss	Patterson	Howard	Green	McKinney	Wyatt	L, 72-60
Tennessee	Massengill	Patterson	Howard	McKinney	Wyatt	W, 71-56
Florida	Massengill	Patterson	Howard	McKinney	Wyatt	W, 88-80

Record by Lineups:

1.	Patterson	Howard	Green	Edwards	McKinney	6-2
2.	Patterson	King	Green	Edwards	McKinney	2-0
3.	Patterson	Howard	Green	Edwards	Owens	1-0
4.	Patterson	Howard	Green	McKinney	Owens	1-2
5.	Patterson	Hunt	Green	McKinney	Owens	1-0
6.	Patterson	Howard	Green	McKinney	Wyatt	2-1
7.	Massengill	Patterson	Howard	McKinney	Wyatt	2-0

bold indicates last starting lineup used

MEDIA INFORMATION

CREDENTIAL REQUESTS

Requests for media credentials for 2020-21 Kentucky WBB home games should be made to wesley.crane@uky.edu. Requests for UK away games should go to the UKACPR office of the home team. Requests should be made by Monday of the game week.

MEDIA PARKING

No reserved media parking will be available this season for Kentucky women's basketball games at Memorial Coliseum. Media can find parking locations around Memorial Coliseum online at UKathletics.com.

UK WEBSITE -- UKATHLETICS.COM

Visit the official University of Kentucky Athletics web site at UKathletics.com. The official Southeastern Conference web site is secsports.com.

GET LIVE STATS ON YOUR LAPTOP!

To access live game stats on your personal laptop, go to kentucky.statbroadcast.com. There should be no password this season.

UK MEDIA CONFERENCE

Each game week via Zoom head coach Kyra Elzy will hold a press conference to discuss the upcoming games. Check with UK ACPRs for exact times and dates. Selected quotes from the media conference are available via UKathletics.com.

WEEKDAY INTERVIEWS

Interview Policies-General — All interviews with Kentucky women's basketball players or staff members must be arranged through the Athletics Communication and Public Relations office. Media should never contact a player or coach directly. In accordance with NCAA time management legislation, player interview requests must be submitted by Sunday at noon for the following week. Team locker rooms, and other team quarters are private team areas. Media members are not permitted in these areas unless accompanied by appropriate University personnel.

POST GAME INTERVIEWS

The visiting team coach and select players will be available via Zoom if requests following a 10-minute cooling off period. Coach Elzy will follow the visiting coach and UK players will be last. A member of the Athletics Communication and Public Relations staff will solicit media requests for players at the final media timeout. Quotes will be available for all working media in the Athletics Communications and Public Relations office and on the official UK web site, UKathletics.com.

SEC MEDIA PORTAL – HIGHLIGHTS, GAME PHOTOS, PRESS CONFERENCES

The SEC and XOS Digital will provide a platform for distribution of game highlights, game photos and press conference content. Highlights from all SEC women's basketball games be available via the SEC Media Portal. Whenever school press conferences are available, they will be posted to the portal as well. Still photography will be available in the portal for the media at halftime and following each SEC women's basketball game and video will be available after each game. The SEC Media Access Guidelines continue to apply to this content and are outlined in the 2020-21 credentialing registration process. To request access to the SEC Media Portal and create an account, contact: licensing@xosdigital.com.

2020-21 HONORS

RHYNE HOWARD

- Cheryl Miller Award Preseason Watch List
- Naismith Trophy Preseason Watch List
- WBCA Wade Trophy Preseason Watch List
- Wooden Award Preseason Top 30 Watch List
- SEC Preseason Player of the Year (coaches and media)
- SEC Preseason All-SEC First Team (coaches and media)
- AP First-Team Preseason All-American (unanimous)
- espnW National Player of the Week (1/4/21)
- College Sports Madness National Player of the Week (1/4/21)
- SEC Player of the Week (1/5/21)
- Naismith Trophy National Player of the Week (1/5/21)
- NCAA Starting 5 of the Week (1/7/21)
- Wooden Award Late Season Top 20 (2/1/21)
- Cheryl Miller Award Top 10 Watch List (2/3/21)
- Dawn Staley Award Late Season Watch List (2/5/21)

KYRA ELZY

- espnW National Coach of the Week (1/4/21)
- USBWA Team of the Week (1/5/21)

CHASITY PATTERSON

- Naismith Women's Defensive Player of the Year (1/26/21)

“MORE CONFIDENT” GREEN

- So far this season, Kentucky coaches have raved about the confidence and performance of Blair Green, who came back to campus in July in shape, stronger and ready for a great year.
- Green started for UK in the opener vs. Murray State, going 5-of-10 from the field and 3-of-5 from arc for 13 points. She added four rebounds, three assists, one block and one steal. It was the third time in Green’s career she hit three or more 3s and the 11th 10+ point game.
- Green had a career game against Marshall, scoring a then-high 17 points with a rebound and two steals. Green also set career highs in field goals made with eight and tied a career high in field goals attempted with 13.
- Green scored 10 points against Arkansas, including eight in the fourth quarter. She hit a huge three late in the game to give UK a 66-60 boast, and she had a career-high three blocks.
- Green had another career game against Vanderbilt, scoring a team-high 22 points on 7-of-10 shooting, including 4-of-5 from the arc, while she added five rebounds and two steals.
- The guard led the team in scoring in back-to-back games, first vs. Vanderbilt, and then at Auburn when she went 7-of-9 from the field, including 2-of-3 from the arc, to post 18 points.
- When Green scores, Kentucky wins. Green has scored 3 or less points seven times this season - vs. IU, at DePaul, at TAMU, vs. S. Carolina, at UT, vs. Alabama, vs. UT and at UF.
- When she scores 4 or more points, UK is 11-1. Kentucky is 10-1 when Green hits a 3-pointer.
- Green has hit a 3 in 11 games this season and is averaging 23.0 minutes per game.

KEKE MCKINNEY: THE LEADER

- Since the first day she stepped on campus, KeKe McKinney has been the obvious vocal leader for the Wildcats with her outgoing personality and natural leadership skills. The forward showed that yet again in UK’s opener, playing a team-high 32 minutes with six points, three rebounds, four steals, two assists and two blocks. Her four steals tied a career high.
- Head coach Kyra Elzy talked postgame about how McKinney was key to UK’s success in the season opener vs. Murray State: “I thought KeKe (McKinney) really stepped up to the plate in our black press, we scored off of our defense.”
- McKinney followed with her second career double-double vs. Belmont, scoring 10 points with 10 rebounds. She had five points and eight rebounds against Kansas State. McKinney played 35 minutes vs. Indiana with five rebounds, three assists, two blocks and took a key charge late in the game.
- McKinney played 37 minutes against Arkansas, scoring 10 points - with a 3 pointer - adding seven rebounds. She was the defensive key for Kentucky, making sure things clicked.
- The forward continued to shine against Mississippi State with 11 points and four rebounds, hitting a career-high tying three 3s.
- McKinney scored 10+ in her third straight game for the first time in her career against Texas A&M, scoring 12 points with five rebounds and hit two 3s.
- McKinney scored 11 points on 4-of-6 shooting, including an impressive 3-of-4 from long range, adding three assists against Vanderbilt.
- McKinney ranks seventh all-time in program history with 100 blocks.
- McKinney put together a great game against UF, scoring a season-best 13 points with four rebounds and a steal.
- McKinney is hitting 44.1 percent from 3 this season and 45.7 from 3 in league play.

KENTUCKY RANKED NO. 17/17 IN LATEST POLLS

- UK is ranked No. 17 in the latest AP Top 25 and No. 17 USA Today/Coaches Top 25.
- UK began the season ranked in the top 16 of both preseason listings, which was the highest preseason rankings for the Wildcats since the 2014-15 team started at No. 11 in the AP Top 25 and No. 10 in the Coaches’ Top 25. UK has finished its season ranked in the top 25 of both major listings 10 of the last 11 seasons.
- In the AP poll, UK still will face No. 2 South Carolina and No. 22 Georgia.
- In the coaches’ poll, UK is scheduled to play No. 3 South Carolina and No. 23 Georgia.
- UK is 4-4 vs. ranked teams in 2020-21 defeating No. 13 Indiana, No. 12 Mississippi State, No. 10 Arkansas and No. 16 Tennessee. The losses were at No. 24 DePaul, at No. 8 Texas A&M, vs. No. 5 South Carolina and at No. 25 Tennessee.
- Kentucky has been a mainstay in the AP poll over the last 10 years. In the last 224 polls, the Wildcats have been ranked or receiving votes 207 times, only being left out of 17 polls.
- UK has been ranked 50 straight weeks - the 10th longest active streak in the nation.

OWENS, BENTON IMPRESS

- Robyn Benton and Olivia Owens showed they are going to be impact players for UK in the season opener. Owens was the first sub off the bench for Kentucky and played 18 minutes

UK IN NCAA/SEC STATS

TEAM (AS OF 2/19)			
Category	NCAA Rank	SEC Rank	Stat
Ast/TO Ratio	31	2	1.18
Assists	35	3	295
Asts/game	79	6	14.8
Blocks	37	4	78
Blks/game	86	6	3.9
Fewest Fouls	266	10	330
Fewest TOs	133	5	249
FG%	51	9	44.3
FG% defense	215	8	41.2
FT Attempts	128	10	303
FT Made	119	9	215
FT%	139	6	71.0
Fouls/game	137	7	16.5
Reb. margin	176	10	-0.1
Rebounds	65	9	732
Rebs/game	209	12	36.60
Scoring Def.	158	7	64.8
Scoring Margin	54	6	10.3
Scoring Off.	41	5	75.1
Steals	18	2	188
Steals/game	54	4	9.4
3FG% Def.	110	6	29.7
3FG made	37	3	151
3FG/game	61	3	7.5
3FG%	53	6	34.8
TO margin	38	3	4.00
TOs Forced	141	7	16.45
TOs/game	17	2	12.4
W-L%	49	4	75.0

INDIVIDUAL	NCAA	SEC	STAT
Ast/TO Ratio - Howard	123	8	1.64
Assists - Howard	135	11	64
Asts/gm - Howard	167	11	3.8
Blocks - Edwards	108	8	21
Blocks/gm - Edwards	211	11	1.05
FG Made - Howard	55	6	119
Patterson	123	16	101
FG% - Patterson	76	9	49.3
Howard	168	17	44.7
Points - Howard	42	4	335
Patterson	153	19	261
FT Made - Howard	120	7	59
FT% - Howard	170	11	77.6
Mins/gm - Howard	112	5	34.8
Points/gm - Howard	37	4	19.7
Rebounds - Edwards	109	12	135
Rebs/gm - Howard	211	15	7.2
Steals - Patterson	1	1	67
Howard	87	8	36
Steals/gm - Patterson	7	1	3.35
Howard	113	7	2.12
3PFG Made - Howard	77	7	38
3PFG Made/gm - Howard	96	4	2.24
3PFG% - Howard	104	7	35.5

STAT SUPERLATIVES

Here are some UK career statistical superlatives among current players:

Most Games Played:
106 KeKe McKinney

Most Games Started:
87 KeKe McKinney

Consecutive Games Started:
20 by Chasity Patterson

Games with Double-Figure Scoring:

	2020-21	Career
Rhyne Howard	15	67
Dre'una Edwards	12	30
Chasity Patterson	15	26
Tatyana Wyatt	0	20
Blair Green	6	16
KeKe McKinney	6	16
Robyn Benton	7	7
Treasure Hunt	2	2
Olivia Owens	2	2
Jazmine Massengill	1	1

Current Streak of Consecutive Games Played with Double-Figure Scoring:
3 by Chasity Patterson
2 by Jazmine Massengill
1 by Rhyne Howard

Games with Double-Figure Rebounding:

	2020-21	Career
Rhyne Howard	5	17
Dre'una Edwards	5	5
KeKe McKinney	1	4
Tatyana Wyatt	0	2

Consecutive Games with Double-Figure Rebounding:
n/a

Games with a Double-Double:

	2020-21	Career
Rhyne Howard	5	16
Dre'una Edwards	4	4
Tatyana Wyatt	0	1
KeKe McKinney	1	2
Chasity Patterson	1	1

Consecutive Games with Double-Double:
n/a

40-point games:
Rhyne Howard 0 Career 1

30-point games:
Rhyne Howard 3 Career 6
Chasity Patterson 1 Career 2

20-point games:
Rhyne Howard 8 Career 39
Chasity Patterson 3 Career 6
Tatyana Wyatt 0 Career 1
Dre'una Edwards 2 Career 2
Blair Green 1 Career 1

Consecutive 20-point games:
1 by Rhyne Howard

Consecutive Games with a 3-pointer:
8 by KeKe McKinney
3 by Chasity Patterson
1 by Rhyne Howard

Consecutive Games with at least one steal:
4 by Rhyne Howard
3 by Chasity Patterson, KeKe McKinney
1 by Jazmine Massengill

with seven points and nine rebounds. Benton played 20 minutes and scored seven points with five rebounds, three assists and two steals.

- Benton hit her first 3 as a Wildcat against Belmont and scored nine points with five rebounds and led UK with four assists. Owens played 17 minutes and scored five points with two rebounds and two blocks.
- Against Kansas State, Benton was the spark UK needed off the bench scoring 11 points with five rebounds and three steals. Owens gave UK great minutes, playing 10 minutes with two points and two rebounds.
- Benton was huge in Kentucky's win against No. 13 Indiana, scoring 12 points, going 3-of-5 from the field and 1-of-2 from 3 with a rebound and a block. In the fourth quarter with Kentucky trailing 55-59, Benton hit a 3 and followed with two free throws the following possession to give UK its first lead since early in the game.
- Owens and Benton both played huge minutes against Arkansas. Owens played 17 minutes with nine points and two rebounds. Benton played 14 minutes and went 3-of-4 from 3 with four rebounds and an assist.
- The two transfers were huge against Mississippi State. Benton played 20 minutes hitting two 3s for 10 points, while Owens played 21 points and scored six points with four rebounds.
- On her 21st birthday, Benton had a solid shooting day against Alabama at Rupp Arena. In less than 24 minutes, she scored a season-high 15 points on 6-of-10 shooting from the field and 3-of-5 shooting from long range, adding four rebounds, a steal and a block.

ELZY NAMED INTERIM HEAD COACH

- Following the abrupt retirement of Matthew Mitchell, who is the winningest head coach in program history, Kentucky Director of Athletics Mitch Barnhart moved quickly to name Kyra Elzy as the interim head coach. After a 6-0 start, Barnhart removed the interim tag on Dec. 14 as Elzy signed a contract to stay the program's head coach until 2025-26.
- Elzy spent eight seasons as an assistant coach for Kentucky, including six of those years as associate head coach. She has been a part of some of the best seasons in program history.
- In her eight years as an assistant coach at Kentucky, the Wildcats have been to the NCAA Tournament six times, including two NCAA Elite Eights. UK won the SEC Regular Season Championship in 2012 - only its second in program history. UK has had a winning season in seven of those eight seasons, including six 20-win seasons and six 10+ wins in league play.
- Under Elzy, UK won 181 games, including 78 league games and 23 vs. ranked teams.
- At Kentucky, Elzy has coached three SEC Player of the Year (Victoria Dunlap, A'dia Mathies, Rhyne Howard), three SEC Freshman of the Year (A'dia Mathies, Bria Goss, Rhyne Howard), one SEC Defensive Player of the Year (Victoria Dunlap), two SEC 6th Woman of the Year (Keyla Snowden, Chasity Patterson), two SEC Scholar-Athletes of the Year (Alyssa Rice and Maci Morris) and her players have earned 39 All-SEC honors overall.

THE MAGIC "80"

- UK holds a remarkable 364-25 (.936) record since 1974 when scoring 80 points or more. The last loss came at DePaul on Dec. 16, 2020 when the Cats fell 86-82. UK is 7-1 this year.

UK IN OVERTIME

- UK is 31-27 all-time in overtime games, including 1-0 under Elzy.

KENTUCKY ALL-TIME

- Kentucky is 860-553 (.608) in its 47th year of varsity competition.

KENTUCKY ALL-TIME AT HOME

- UK is 498-177 all-time at home (.737). Kentucky is 470-160 (.746) all-time in Memorial Coliseum and 30-19 (.612) all-time in Rupp Arena.
- If you do the math, you will notice UK's losses in Memorial Coliseum and Rupp Arena are 2 more than UK has home losses. That reason is UK's NCAA Tournament Sweet 16 game vs. Washington at Rupp Arena on March 25, 2016 and its NCAA Tournament game vs. Indiana on March 18, 1983 at Memorial Coliseum cannot count towards UK's home record.

CATS SHINE IN THE CLASSROOM

- Kyra Elzy has put an emphasis on academics since arriving on campus as an assistant coach several years ago. The Wildcats have had a 3.0 team GPA or better each of the last 15 semesters. In nine seasons with Coach Elzy on staff, UK has a 100% graduation rate among four-year players. UK had a 3.253 team GPA in the fall of 2020.

EIGHT CATS PLAYING OVERSEAS

- Kentucky women's basketball currently has 10 alumnae who signed professional contracts to play overseas for the 2020-21 season.
 - Evelyn Akhator is playing in France
 - Sabrina Haines signed for Radivoj Korac in Serbian 1 ZLS
 - Jennifer O'Neill signed for Lublin in Polish EBLK
 - Janee Thompson signed for A3 Basket in Swedish Damligan
 - Bria Goss signed for Satu Mare in Romanian Liga Nationala
 - Amanda Paschal plays for Team Seattle in the Eurobasket S.League
 - Jaida Roper plays for Team Los Angeles in the Eurobasket S.League

11 STRAIGHT YEARS TOP 20 IN ATTENDANCE

- Kentucky has averaged 4,500 or more fans every year since 2009-10. The Wildcats have continuously pushed the school's attendance numbers to new altitudes in the last 12 seasons. Kentucky was involved in two of the top-25 most attended games in the nation during the 2019-20 season, including 11,256 fans vs. Louisville at Rupp Arena which ranked 23rd.

ELZY CONTINUES SEC WIN CHALLENGE FOR WE BACK PACK

- For the ninth season, UK interim head coach Kyra Elzy and her husband Dexter, are leading the SEC Win Challenge to help raise awareness and funds for Alzheimer's research through the Pat Summitt Foundation. The 2019-20 SEC Win Challenge raised over \$25,000 for the foundation.

MITCHELL RETIRES AS WINNINGEST HEAD COACH

- Matthew Mitchell, who was the seventh head coach in program history and won 303 games at the helm of the program retired from coaching on Nov. 12 and thus resigned as head coach. Mitchell had brain surgery this offseason after sustaining a concussion and missed most of preseason practice. Mitchell briefly returned to practice this preseason, but after struggling to get back to full speed he elected to retire.
- Here are some of the accomplishments during Mitchell's 13-year tenure: Became UK's all-time winningest coach on March 3, 2013 with 139 wins in just six seasons ... Including the storied history of the UK MBB program, he was the third Kentucky Basketball head coach to win 300 games with the Wildcats joining Adolph Rupp and John Calipari ... Had 129 career SEC wins, which at the time of his retirement was 8th most in league history ... Two-time SEC Coach of the Year (2010 & 2019) ... Was the eighth coach in league history to win multiple honors ... Led UK to postseason play in 11 of his 13 seasons. (2 WNIT, 9 NCAA, 1 canceled NCAA) ... School-record eight consecutive NCAA Tournament appearances from 2010-2017 ... Three NCAA Elite Eight finishes. (2010, 2012 and 2013) ... Five Sweet 16 appearances. (2010, 2011, 2012, 2013, 2014, 2016) ... Led UK to its first SEC Regular Season Championship in 30 years during the 2011-12 season ... Twelve top-four finishes in the SEC in his 13 seasons ... 132 consecutive appearances in the AP Top 25 poll from 2009-10 to 2017 (8th longest streak in poll history.) ... School-record eight straight 20-win seasons from 2010-2017 ... Compiled an impressive 183-42 (.813) mark at home (includes Rupp) ... Led UK to a school-record 30 wins in 2012-13.

CATS IN THE RECORD BOOKS

IND. CAREER RECORDS		1,000 POINT CLUB	
SCORING AVERAGE		1. Valerie Still, 2,763	
1. Valerie Still	23.2	2. A'dia Mathies, 2,014	
2. RHYNE HOWARD	19.6	3. Victoria Dunlap, 1,846	
3. Leslie Nichols	18.2	4. Leslie Nichols, 1,797	
4. Pam Browning	14.9	5. Makayla Epps, 1,790	
5. A'dia Mathies	14.4	6. Maci Morris, 1,692	
6. Bebe Croley	14.2	7. Samantha Mahoney, 1,601	
7. Victoria Dunlap	13.9	8. Pam Browning, 1,598	
8. SeSe Helm	13.8	9. Sara Potts, 1,563	
9. Evelyn Akhator	13.7	10. Sarah Elliott, 1,502	
10. Makayla Epps	13.5	11. RHYNE HOWARD, 1,493	
3-POINT FIELD GOALS MADE		12. Elisabeth Lukschu, 1,488	
1. Sara Potts	271	13. Selia "SeSe" Helm, 1,487	
2. Maci Morris	252	14. Stacey Reed, 1,482	
3. Jennifer O'Neill	197	15. Jennifer O'Neill, 1,449	
4. RHYNE HOWARD	196	16. Tiffany Wait, 1,445	
5. A'dia Mathies	177	17. Jodie Whitaker, 1,433	
6. Keyla Snowden	176	18. Taylor Murray, 1,359	
7. Stacey Reed	175	19. Kristi Cushenberry, 1,358	
8. Jenny Pfeiffer	162	20. Belitta Croley, 1,339	
3-POINT FIELD GOALS ATT.		21. Bria Goss, 1,318	
1. Sara Potts	719	22. Stacy McIntyre, 1,215	
2. Maci Morris	613	23. Maria Donhoff, 1,187	
3. Jennifer O'Neill	564	24. LaTonya McDole, 1,180	
4. Stacey Reed	548	25. Lea Wise, 1,179	
5. RHYNE HOWARD	518	26. Patty Jo Hedges, 1,176	
6. A'dia Mathies	481	27. Jocelyn Mills, 1,170	
7. Keyla Snowden	477	28. Karen Mosley, 1,135	
8. Jenny Pfeiffer	467	29. Janet Timperman, 1,080	
9. Carly Morrow	395	30. Tedra Eberhart, 1,071	
10. Christina Jansen	388	31. Kim Denkins, 1,057	
3-PT FG % (MIN. 200 ATT.)		32. Debbie Miller, 1,031	
1. Maci Morris	41.1	33. Laura Meadows, 1,024	
2. Kristi Cushenberry	39.7	Janee Thompson, 1,024	
3. RHYNE HOWARD	37.8	35. Sandy Harding, 1,023	
4. Sara Potts	37.7		
5. Keyla Snowden	36.9		
6. Jodie Whitaker	36.8		
A'dia Mathies	36.8		
8. Shaunda Roberts	36.2		
9. Tiffany Wait	36.1		
10. Mia Daniel	35.5		
BLOCKS			
1. Sarah Elliott	195		
2. Victoria Dunlap	178		
3. Valerie Still	156		
4. Azia Bishop	152		
5. J. Humphrey	107		
6. Leslie Nichols	102		
7. KEKE MCKINNEY	100		
8. Samarie Walker	96		
9. Laura Meadows	95		
STEALS PER GAME (MIN. 75 STEALS)			
1. Stacey Reed	2.710		
2. Leslie Nichols	2.504		
3. Rita Adams	2.427		
4. Chasity Patterson	2.358		
5. Victoria Dunlap	2.310		
6. A'dia Mathies	2.286		
7. Patty Jo Hedges	2.266		
8. Taylor Murray	2.259		
9. RHYNE HOWARD	2.184		
10. Christina Jansen	2.140		
11. LaTonya McDole	2.076		

WHEN WAS THE LAST TIME ...

SCORING

A player scored 40+ points: 43, Rhyne Howard, at Alabama, 1-9-20
A player scored 30+ points: 31, Rhyne Howard at Florida, 2-15-21
A player scored 25+ points: 31, Rhyne Howard at Florida, 2-15-21
A player scored 20+ points: 31, Rhyne Howard at Florida, 2-15-21
Player came off the bench to score 20 or more points: 32, Chasity Patterson at Arkansas, 2-9-20
Two players score 20 or more points in a game: 20 Rhyne Howard and 32 Chasity Patterson at Arkansas, 2-9-20
Three players had 20 or more points in a game: vs. Morehead St., 11-18-15 (28, Alexis Jennings; 22, Janee Thompson; 21 Makayla Epps)
Two players score 30 points or more in a game: n/a
A player record five or more consecutive 20-plus point games: 8 by Rhyne Howard (20 at Arkansas, 2-9-20; 26 vs. MSU, 2-16-20; 21 at Ole Miss, 2-20-20; 24 vs. SC, 2-23-20; 25 vs. UGA, 2-27-20; 26 at VU, 3-1-20; 24 vs. Tennessee, 3-6-20; 26 vs. Miss. St., 3-7-20)
A player record four or more consecutive 20-plus point games: 4 by Rhyne Howard (24 vs. Arkansas, 12-31-20; 33 at Miss. St., 1-3-21; 22 at TAMU, 1-7-21; 32 vs. S.Carolina, 1-12-21)
A player record three or more consecutive 20-plus point games: 4 by Rhyne Howard (24 vs. Arkansas, 12-31-20; 33 at Miss. St., 1-3-21; 22 at TAMU, 1-7-21; 32 vs. S.Carolina, 1-12-21)
A player record back-to-back 20-plus point games: 2 by Rhyne Howard (22 vs. Missouri, 1-31-21; 26 at Ole Miss, 2-4-21)
A player record four or more consecutive 25-plus point games: 5 by Rhyne Howard (26 vs. UofL, 12-15-19; 29 at Cal, 12-21-19; 28 at South Carolina, 1-2-20; 37 vs. Tennessee, 1-5-20; 43 at Alabama, 1-9-20)
A player record back-to-back 30-plus point games: Rhyne Howard 37 vs. Tennessee, 1-5-20; 43 at Alabama, 1-9-20
A player score 15 or more points in the 1st half: 19, Rhyne Howard vs. South Carolina, 1-10-21
A player score 15 or more points in the 2nd half and OT: 19, Rhyne Howard at Florida, 2-15-21
A player score 20+ points in the 1st half: 26, Rhyne Howard vs. Louisville, 12-15-19
A player score 20+ points in the 2nd half and OT: 25, Rhyne Howard at Miss. State, 1-3-21
A player hit a last-second shot to win the game: Rhyne Howard at Cal, 12-21-19 (hit the game-winning basket with 3.2 remaining in the contest to put Kentucky up 63-61)
A freshman score 25 points or more: 25, Rhyne Howard vs. Missouri, 3-8-19
All five starters in double figures: vs. Oklahoma, 3-21-16
No player scored in double figures: vs. LSU, 1-16-03

DOUBLE-DOUBLES

A player record a double-double: Rhyne Howard (26pts/10rebs), at Ole Miss, 2-4-21
10-20 Game: Evelyn Akhator (14pts/23rebs), vs. Ohio State, 3-19-17
20-20 Game: Valerie Still (42 pts/20 rbs) vs. Charleston, 12-19-82
20-10 Game: Rhyne Howard (26pts/10rebs) at Ole Miss, 2-4-21
30-10 Game: Rhyne Howard (33 pts/10 rbs) at Miss. St., 1-3-21
More than one player with a double-double in the same game: Dre'una Edwards (18pts/11rebs) and Rhyne Howard (18pts/12rebs) at DePaul, 12-16-20
Three players with a double-double in the same game: Alexis Jennings (28pts/13rebs), Evelyn Akhator (12pts, 16rebs), Makayla Epps (21pts, 11rebs,12asts) vs. Morehead State, 11-18-15
A player record back-to-back double-doubles: Rhyne Howard (22pts/10rebs) vs. Mizzou, 1-31-21; (26pts/10rebs) at Ole Miss, 2-4-21
More than one player record back-to-back double-doubles: Victoria Dunlap (11 pts/12 rbs) and Eleia Roddy (13 pts/10 rbs) vs. NCAT,

1-1-09; Victoria Dunlap (20 pts/15 rbs) and Eleia Roddy (11 pts/10 rbs) vs. Miami (Ohio), 1-3-09
Double-Double in Points and Rebs: Rhyne Howard (26pts/10rebs) at Ole Miss, 2-4-21
Double-Double in Points and Assists: Taylor Murray (23pts/10 ast) vs. UNC, 11-24-18
Double-Double in Points and Blocks: n/a
Double-Double in Points and Steals: Chasity Patterson (17pts/10stls) vs. Wofford, 12-19-30
A player record four or more consecutive double-doubles: 5 by Evelyn Akhator (10pts/14rebs) vs. Washington, 3-25-16, (18pts/10rebs) vs. Miami, 11-11-16, (28pts/13rebs) vs. Albany, 11-12-16, (17pts/11rebs) vs. New Hampshire, 11-17-16, (12pts/14rebs) at Colorado, 11-19-16
A player record five or more consecutive double-doubles: 5 by Evelyn Akhator (10pts/14rebs) vs. Washington, 3-25-16, (18pts/10rebs) vs. Miami, 11-11-16, (28pts/13rebs) vs. Albany, 11-12-16, (17pts/11rebs) vs. New Hampshire, 11-17-16, (12pts/14rebs) at Colorado, 11-19-16
A player record a triple-double in a game: (2nd in school history) Makayla Epps, vs. Morehead State, (21pts, 12ast, 11 rbs) 11-18-15
A player record a perfect game (at least five FGs made): Makayla Epps vs. Middle Tennessee, 12-12-14 (6-of-6 FGs)
5 or more players score in double figures: 5 at Ole Miss (2-20-20) - Howard (21), Green (10), Patterson (15), Haines (15), Roper (10)
6 or more players score in double figures: 6 vs. WCU (12-18-18) - Wyatt (16), Morris (13), Howard (18), Murray (11), Paschal (11), Roper (12)
7 or more players score in double figures: 8 vs. Lipscomb (11-21-13) - Stallworth (14), Walker (10), Thompson (16), Goss (18), Evans (12), O'Neill (11), Pinkett (15), Harper (12)

FIELD GOALS

Made 12 FG in a game: 12, Rhyne Howard at Florida, 2-15-21
Made 13 FG in a game: 13, Rhyne Howard vs. South Carolina, 1-10-21
Made 14 FG in a game: 14, Rhyne Howard at Alabama, 1-9-20
Made 15 FG in a game: 18, Makayla Epps vs. Mississippi State, 1-12-15
Made 16 FG in a game: 18, Makayla Epps vs. Mississippi State, 1-12-15
Made 17 FG in a game: 18, Makayla Epps vs. Mississippi State, 1-12-15
Made 18 FG in a game: 18, Makayla Epps vs. Mississippi State, 1-12-15

FIELD GOALS ATTEMPTED

Attempted 29 FG in a game: 30, Makayla Epps vs. Miss. State, 1-12-15
Attempted 28 FG in a game: 30, Makayla Epps vs. Miss. State, 1-12-15
Attempted 27 FG in a game: 27, Rhyne Howard vs. Tennessee, 1-5-20
Attempted 26 FG in a game: 26, Rhyne Howard at Ole Miss, 2-4-21
Attempted 25 FG in a game: 26, Rhyne Howard at Ole Miss, 2-4-21
Attempted 24 FG in a game: 26, Rhyne Howard at Ole Miss, 2-4-21
Attempted 23 FG in a game: 26, Rhyne Howard at Ole Miss, 2-4-21
Attempted 22 FG in a game: 26, Rhyne Howard at Ole Miss, 2-4-21
Attempted 21 FG in a game: 26, Rhyne Howard at Ole Miss, 2-4-21
Attempted 20 FG in a game: 20, Rhyne Howard at Florida, 2-15-21

THREE-POINTERS

A player with 5 in a game: 5, Rhyne Howard vs. Tennessee, 3-6-20
A player with 6 in a game: *7, Rhyne Howard at Alabama, 1-9-20
A player with 7 in a game: *7, Rhyne Howard at Alabama, 1-9-20
Attempted 10 or more in a game: 11, Rhyne Howard at VU, 3-1-20
Made 7+ in back-to-back games: *7, Rhyne Howard at Alabama, 1-9-20

FREE THROWS

Made 10 FT in a game: 10, Rhyne Howard at Ole Miss, 2-4-21
Made 11 FT in a game: 12, Chasity Patterson vs. Murray St., 11-25-20
Made 12+ FT in a game: 12, Chasity Patterson vs. Murray St., 11-25-20

WHEN WAS THE LAST TIME ...

Attempted 10 FT in a game: 14, Rhyne Howard at Ole Miss, 2-4-21
Attempted 11 FT in a game: 14, Rhyne Howard at Ole Miss, 2-4-21
Attempted 12 FT in a game: 14, Rhyne Howard at Ole Miss, 2-4-21
Attempted 15+ FTs in a game: 15, Makayla Epps vs. Miami, 11-11-16
Hit 100% (10+ attempts): Jaida Roper, 02-27-20 (11-11) vs. Georgia

REBOUNDS

A player with 10+ rebounds: 10, Rhyne Howard at Ole Miss, 2-4-21
A player with 11+ rebounds: 12, Rhyne Howard at DePaul, 12-16-20
A player with 12+ rebounds: 12, Rhyne Howard at DePaul, 12-16-20
A player with 13+ rebounds: 15, Dre'una Edwards vs. Belmont, 11-29-20
A player with 14+ rebounds: 15, Dre'una Edwards vs. Belmont, 11-29-20
A player with 15+ rebounds: 15, Dre'una Edwards vs. Belmont, 11-29-20
A player with 16+ rebounds: 23, Evelyn Akhator vs. Ohio St., 3-19-17
A player with 17+ rebounds: 23, Evelyn Akhator vs. Ohio St., 3-19-17
A player with 18+ rebounds: 23, Evelyn Akhator vs. Ohio St., 3-19-17
A player with 19+ rebounds: 23, Evelyn Akhator vs. Ohio St., 3-19-17
A player with 20+ rebounds: 23, Evelyn Akhator vs. Ohio St., 3-19-17
A player with 21+ rebounds: 23, Evelyn Akhator vs. Ohio St., 3-19-17
A player with 25+ rebounds: *27, Valerie Still vs. National College, 2-9-82
A player with back-to-back games with 15+ rebounds: Evelyn Akhator
 15 rebs at Alabama (1-12-17); 16 rebs vs. Georgia (1-15-17)
10+ Rebs in 3 consecutive games: 3, Dre'una Edwards (11-29-20 - 12-6-20)
10+ Rebs in four consecutive games: 5, Evelyn Akhator (3-25-16 -
 11-19-16)
10+ Rebs in five consecutive games: 5, Evelyn Akhator (3-25-16 -
 11-19-16)
10+ Rebs in six consecutive games: 7, Eleia Roddy (2008)
Two players grab 10+ rebounds in a game: 11, Edwards and 10,
 Howard at Mississippi State, 1-3-21
Three players grab 10+ rebounds in a game: 16, Akhator; 13, Jennings;
 11, Epps vs. Morehead State, 11-18-15

ASSISTS

A player with 8+ assists in a game: 10, Jamzine Massengill, at Florida,
 2-15-21
A player with 9+ assists in a game: 10, Jamzine Massengill, at Florida,
 2-15-21
A player with 10+ assists in a game: 10, Jamzine Massengill, at Florida,
 2-15-21
A player with 11+ assists in a game: 11, Taylor Murray vs. UF, 2-19-17
A player with 12+ assists in a game: 12, Makayla Epps vs. Morehead
 State, 11-18-15

BLOCKS

A player with 5 or more blocks in a game: 5, KeKe McKinney vs.
 Alabama, 1-6-20
A player with 6 or more blocks in a game: 6, Alexis Jennings vs.
 Oklahoma, 3-21-16
A player with 7 or more blocks in a game: *7, DeNesha Stallworth
 vs. Texas A&M, 2-18-13

STEALS

A player with 5 steals in a game: 7, Rhyne Howard vs. Tennessee, 2-11-21
A player with 6 steals in a game: 7, Rhyne Howard vs. Tennessee, 2-11-21
A player with 7 steals in a game: 7, Rhyne Howard vs. Tennessee, 2-11-21
A player with 8 steals in a game: 10, Chasity Patterson vs. Wofford, 12-19-20
A player with 9 steals in a game: 10, Chasity Patterson vs. Wofford, 12-19-20
A player with 10 steals in a game: 10, Chasity Patterson vs. Wofford, 12-19-20
A player with 11 or more steals in a game: *11, Leslie Nichols vs.
 Louisville, 2-14-86

MINUTES

Played every minute of a game: 40 Taylor Murray vs. LSU, 2-4-18
Played over 40 minutes: 44, Taylor Murray vs. Missouri, 3-8-19
Played over 45 minutes: 45, Makayla Epps & Makenzie Cann at
 Louisville, 12-4-16
Played over 50 minutes: 51, Kastine Evans vs. Baylor - 4OT, 12-6-13

FOULS

Four or more UK players foul out in a game: Jennifer Humphrey,
 Sarah Elliott, Chanté Bowman, Brittany Edelen vs. Louisville, 12-3-06

THE LAST TIME KENTUCKY...

Won a game by 20 or more pts: +61 (98-37) vs. Wofford, 12/19/20
Won an SEC game by 20 or more pts: +21 (86-65) vs. Tennessee, 3-6-20
Won a game by 30 or more pts: +61 (98-37) vs. Wofford, 12/19/20
Won an SEC game by 30 or more pts: +42 (94-52) at Ole Miss, 2-20-20
Won a game by 40 or more pts: +61 (98-37) vs. Wofford, 12/19/20
Won an SEC game by 40 or more points: +42 (94-52) at Ole Miss, 2-20-20
Won a game by 50 or more pts: +61 (98-37) vs. Wofford, 12/19/20
Won an SEC game by 50 or more pts: *+53 (100-47) vs. Miss. St., 1-17-13
Won a game by 60 or more pts: +61 (98-37) vs. Wofford, 12/19/20
Won a game by 70 or more pts: +75 (100-25) vs. Jacksonville St., 11-15-11
Scored 100 pts or more in a game: 100 vs. Evansville, 12-5-17
Scored 100 pts or more in an SEC game: 108 vs. Ole Miss, 2-13-14
Scored 90 points or more in a game: 98 vs. Wofford, 12-19-20
Scored 90 points or more in three straight games: 96 vs. Wagner,
 11-10-13; 103 vs. Georgia Southern, 11-13-13; 96 vs. Central
 Michigan, 11-17-13
Scored 90 points or more in four straight games: 4 - 96 vs. Wagner,
 11-10-13; 103 vs. Georgia Southern, 11-13-13; 96 vs. Central
 Michigan, 11-17-13, 116 vs. Lipscomb 11-12-13
Scored 80 points or more in a game: 88 at Florida, 2-15-21
Scored 50 points or more in the first half: 53 vs. Georgia, 2-27-20
Scored 50 points or more in the second half: 50 vs. Wofford, 12-19-20
Scored 60 points or more in first half: 60 vs. Grambling, 12-29-13
Scored 60 points or more in second half: 60 vs. Ole Miss, 2-13-14
Lost a game by 20 or more points: -27 (99-72) at S. Carolina, 1-2-20
Lost a game by 30 or more points: -30 (93-63) vs. South Carolina, 3-5-16
Lost a game by 40 or more points: -44 (39-83) vs. Tennessee, 1-27-2001
Lost an SEC game by 40 or more pts: -44 (39-83) vs. Tennessee, 1-27-01
Lost a game by 50 or more points: -72 (38-110) vs. Tennessee, 1-21-01
Lost a game by 60 or more points: -72 (38-110) vs. Tennessee, 1-21-01
Lost a game by 70 or more points: -72 (38-110) vs. Tennessee, 1-21-01
Allowed 100 points: 103 by Arkansas, 2-3-20
Allowed 90 or more points: 99 by South Carolina, 1-2-20
Scored fewer than 50 points: 50 at Virginia, 11-16-19
Scored fewer than 40 points: 36 vs. LSU, 12-18-2005
Scored fewer than 25 points in a half: 22 (1st) at Tennessee, 1-24-21
Scored fewer than 20 points in a half: 16 (1st) at LSU, 1-19-20
Held opponent to 50 points or fewer: 37 vs. Wofford, 12-19-20
Held opponent to 40 points or fewer: 37 vs. Wofford, 12-19-20
Held opponent to 30 points or fewer: 24 by Jackson St., 11-29-15
Held opponent to 20 pts or fewer in the 1st half: 18 vs. Missouri, 1-31-21
Held opponent to 20 pts or fewer in the 2nd half: 18 vs. Winthrop, 12-11-19
Held SEC opp. to 20 pts or fewer in the 1st half: 18 vs. Missouri, 1-31-21
Held an opponent to 10 points or fewer in the first half: *9 by
 Charleston Southern, 12-10-04
Held an opponent to 10 points or fewer in the second half: *7 by
 Jackson St., 11-29-15
Won a game after trailing at the half: Indiana, 12-6-20 (36-23)
Won a game after trailing 10+ at the half: Indiana, 12-6-20 (36-23)
Won an SEC game after trailing at the half: at Tenn., 1-5-20 (33-35)
Won after trailing at the half at home: vs. Indiana, 12-6-20 (36-23)

WHEN WAS THE LAST TIME ...

Won after trailing at the half on the road: at K-State, 12-3-20 (27-25)
Scored 100 or more points and lost: n/a
Scored 80 points or more and lost: at DePaul, 12-16-20 (86-82)
Scored 50 points or fewer and won: 50 at Virginia, 11-16-19
Game decided by one point: vs. Louisville, 12-15-19 (L, 67-66)
Game decided by two points: at Cal, 12-21-19 (63-61)
Game decided by three points: at Virginia, 11-16-19 (50-47)
Shot 50 percent or better vs. non-conference opponent: 50.6% (39-of-77) vs. Wofford, 12-19-20
Shot 50% or better vs. SEC opponent: 53.7% (36-of-67) at Florida, 2-15-21
Shot 50 percent or better in consecutive games:
 54.1% (33-of-61) vs. Marshall, 12-9-20
 51.6% (33-of-64) vs. Samford, 12-13-20
Shot 55 percent or better: 56.7 vs. Austin Peay, 12-1-19
Shot 60 percent or better: 64.7 vs. Alabama, 1-25-18
Shot 70 percent or higher in a half: 71.4 (1st half) vs. Middle Tenn., 12-15-18
Shot 60 percent or higher from 3: 60.0 vs. Middle Tenn., 12-15-18
Shot 30 percent or lower: 28.6 at Tennessee, (18-of-63), 1-24-21
Shot 20 percent or lower: 20.0 vs. Georgia, (12-of-60), 3-02-07
Shot 15% or lower in a half: 13.6 (1st half) vs. USC (3-of-22), 3-2-08
Held an opponent to lower than 30 percent: 28.3% (13-of-46) by Wofford, 12-19-20
Held an opponent to lower than 20 percent: 15.6% (7-of-45) by Jackson State, 11-29-15
Held an opponent to lower than 15 percent in a half: 8.5% (1st half) vs. Wofford, 12-19-20
Opponent shot 50 percent or better: 51.7% by Florida (30-58), 2-15-21
Opponent shot 60 percent or better: 61.0% by SC (36-of-59), 1-2-20
Opponent shot 50 percent or better in consecutive games: Two straight - Florida, 58.0% (29-of-50), 1-31-16; South Carolina, 52.0% (26-of-50), 2-4-16
Did not hit a 3-pointer: vs. Missouri, 3-8-19 (0-of-16)
Held opponent without a 3-pointer: South Carolina, 12-23-20 (0-of-5)
Held consecutive opponents without a 3-pointer: Delaware State, 11-10-12 (0-of-0) and Baylor, 11-13-12 (0-3)
Opponent hit 10 or more 3-pointers: 11 by Arkansas, 2-9-20; 11 by Alabama, 1-28-21
Hit 10 or more 3-pointers: 10 at Florida, 2-15-21
Hit 11 or more 3-pointers: 14 at Miss. State, 1-3-21
Hit 12 or more 3-pointers: 14 at Miss. State, 1-3-21
Hit 13 or more 3-pointers: 14 at Miss. State, 1-3-21
Hit 16 or more 3-pointers: *16 at Alabama, 1-9-20
Hit 10+ 3s in three straight games: *Four straight - Charlotte 10 (12/04), Samford 11 (12/08), Winthrop 13 (12/11), UofL (12/15)
Pulled down 60 or more rebounds: *67 vs. Morehead State, 11-18-15
Pulled down 65 or more rebounds: *67 vs. Morehead State, 11-18-15
Had 20 or more Reb. than Opp: 22 vs. SHU, 12-29-18 (57-35)
Had 30 or more assists in a game: 32 vs. Morehead St., 11-18-15
Had 20 or more assists in a game: 23 vs. Alabama, 1-28-21
Had 20 or more assists in three straight games: 4 - 32 vs. Morehead St., 11-18-15; 24 vs. Colorado 11-22-15; 26 vs. Eastern Michigan 11-25-15; 22 vs. Jackson State 11-29-15
Had 20 or more assists in four straight games: 32 vs. Morehead St., 11-18-15; 24 vs. Colorado 11-22-15; 26 vs. Eastern Michigan 11-25-15; 22 vs. Jackson State 11-29-15
Had 20 or more assists in five straight games: 26 vs. Louisville (2/23/82); 25 vs. Alabama (2/26/82); 29 vs. LSU (2/27/82), 27 vs. Tennessee (2/28/82) and 24 vs. Illinois (3/14/82)
Had 19 or more blocks in a game: *19 vs. North Carolina A&T, 12-6-05
Had 10 or more blocks in a game: 10 vs. Evansville, 12-5-17
Opponent had 10 or more blocks in a game: 10 vs. S.Carolina, 1-10-21
Had 15 or more steals in a game: 18 vs. Wofford, 12-19-20

Had 20 or more steals in a game: 23 vs. Alabama State, 11-7-18
Had 25 or more steals in a game: *28 vs. West Virginia, 12-12-93
Opponent had 15 or more steals in a game: 17 by LSU, 1-17-19
Forced 30 or more turnovers in a game: 33 vs. Wofford, 12-19-20
Forced 30 or more turnovers in an SEC game: 31 vs. Tennessee, 3-3-13
Forced 40 or more turnovers in a game: 43 vs. Alabama State, 11-7-18
Committed 30 or more turnovers in a game: 30 at Florida, 1-31-16
Committed 30 or more turnovers and won: 34 vs. Green Bay, 3-19-12
Committed five turnovers or fewer: 5 vs. NC State, 3-25-19
Committed 10 turnovers or fewer in a non-con game: 10 vs. Wofford, 12-19-20
Committed 10 turnovers or fewer in an SEC game: 9 at Florida, 2-15-21
Opponent committed fewer than 10 turnovers: 9 by Indiana, 12-6-20; 9 by Alabama, 1-28-21
Attempted 40 FT: 42 vs. Tennessee St., 3-20-15
Attempted fewer than five FT: 4 vs. South Carolina, 1-13-11
Made 30 FT: 31 vs. Tennessee St., 3-20-15
Made 40 FT: 49* vs. Baylor, 12-6-13
Hit 100 percent from the free-throw line (min. 10 made): *12-of-12 vs. Missouri, 1-13-13
Won an overtime game: at Miss. State, 1-3-21, (92-86) (A) 1OT
Lost an overtime game: vs. Missouri, 3-8-19 (70-68) (N) 1OT
Played a double-overtime game: vs. Miss. State, 2-12-15 (92-90) (H)
Played a triple-overtime game: vs. Baylor, 12-6-13 (133-130) (N) 4OT
Played a quadruple-overtime game: vs. Baylor, 12-6-13 (133-130) (N) 4OT
Started three freshmen in a game: (Evans, Conwright, Drake) vs. UTC, 12-11-10
Started four freshmen in a game: (Mendeng, Helm, Hawthorne, Stoglin) vs. Tennessee, 1-27-2001
Defeated a Top-5 opponent: 2-23-17 - #22/rv UK 78 - #3/2 vs. Miss. State 75 (OT) (H)
Defeated a Top-10 opponent: 12-31-20 - #13/11 UK 75 - vs. #10/10 Arkansas 64 (H)
Defeated a Top-25 opponent: 1-3-21- #13/11 UK 92 - vs. #12/13 Mississippi State 86 (A)
Defeated a Top-25 non-conference opponent at home: 12-6-20 - #11/13 UK 72 - #13/15 Indiana 68 (H)
Defeated a Top-25 non-conference opponent on the road: 11-15-15 - #17/18 UK 68 - #15/15 Arizona State 64 (A)
Defeated a Top-25 opponent at a neutral site: 11-22-18 - #rv UK 85 - #17 vs. USF 63 (N) - 2018 Paradise Jam
Defeated a Top-10 SEC opponent at home: 2-11-21 - #20/18 UK 71 - vs. #16/19 Tennessee 64 (H)
Defeated a Top-25 SEC opponent at home: 12-31-20 - #13/11 UK 75 - vs. #10/10 Arkansas 56 (H)
Defeated a Top-25 opponent on the road: 1-3-21- #13/11 UK 92 - vs. #12/13 Mississippi State 86 (A)
Defeated a Top-25 SEC opponent on the road: 1-3-21- #13/11 UK 92 - vs. #12/13 Mississippi State 86 (A)
Defeated a Top-10 opponent on the road: 12-7-14 - UK 77 - #7/7 Louisville 68 (A)
Defeated a Top-10 SEC opponent on the road: 2-16-14 - UK 75 - #8/8 Tennessee 71 (A)
Was defeated by an unranked opp. (while ranked) at home: vs. Florida (70-62), 2-2-20 (#13/13)
Was defeated by an unranked opp. (while ranked) on the road: at Ole Miss (60-72), 2-4-21 (#15/14)
Was defeated by an unranked opp. (while ranked) at a neutral site: vs. Missouri (70-68), 3-8-19 (#13/14)

* Denotes a school record

TOP-10 HOME GAMES ATTENDANCES (! INCLUDES RUPP ARENA)

1.	23,705	Duke !	12/22/13
2.	22,075	Baylor !	11/17/14
3.	18,488	DePaul !	12/07/12
4.	17,150	Duke !	12/20/15
5.	14,508	Duke !	12/08/11
6.	14,425	Louisville !	12/10/15
7.	13,689	Tennessee !	01/26/06
8.	10,622	Old Dominion	02/05/83
9.	10,390	Rutgers !	01/12/80
10.	10,192	Louisville !	12/28/06

TOP-10 MEMORIAL COLISEUM ATTENDANCES

1.	10,622	Old Dominion	02/06/83
2.	8,429	Tennessee	01/29/04
3.	8,223	Auburn	02/18/83
4.	8,200	Tennessee	02/09/83
5.	8,130	Tennessee	01/23/00
6.	7,965	Tennessee	03/03/13
7.	7,963	Louisville	12/11/13
8.	7,961	Tennessee	01/12/12
9.	7,951	Louisville	12/04/11
10.	7,888	Florida	01/22/12

HOME COURT WINNING STREAKS (INCLUDES RUPP ARENA)

Games	Began	Ended	
1.	34	Feb. 13, 2011	Feb. 3, 2013
2.	30	Feb. 12, 1980	Jan. 31, 1982
3.	25	March 19, 2009	Jan. 9, 2010
4.	19	Feb. 23, 1982	Feb. 9, 1983
5.	14	Jan. 31, 1990	Jan. 27, 1991
6.	13	Jan. 30, 1984	Jan. 13, 1985
	13	March 2, 2014	Jan. 29, 2015
8.	11	Feb. 7, 1987	Jan. 7, 1988
	11	Feb. 10, 1979	Feb. 2, 1980
10.	10	Nov. 19, 2004	Jan. 27, 2005

KENTUCKY ATTENDANCE AVERAGES LAST 15 YEARS

Year	Total	(Games) Rank	Avg. PG
2003-04	72,533	(14 games) 16th	5,182
2004-05	90,663	(19 games) 20th	4,772
2005-06	77,411	(15 games) 20th	5,161
2006-07	87,943	(15 games) 13th	5,863
2007-08	85,769	(18 games) 23rd	4,756
2008-09	75,194	(17 games) 21st	4,423
2009-10	95,615	(17 games) 14th	5,624
2010-11	95,453	(15 games) 11th	6,364
2011-12	113,068	(18 games) 13th	6,282
2012-13	104,447	(17 games) 11th	6,144
2013-14	121,089*	(18 games) 9th	6,727*
2014-15	108,436	(17 games) 8th	6,379
2015-16	116,164	(18 games) 8th	6,454
2016-17	104,252	(20 games) 14th	5,213
2017-18	82,984	(16 games) 15th	5,187
2018-19	85,807	(18 games) 18th	4,767
2019-20	80,853	(17 games) 19th	4,756

* - SCHOOL RECORD



Memorial Coliseum (8,000)

- The Coliseum covers an entire city block and has as much space as a seven-story office building. It currently has a capacity of 8,000.
- The Coliseum was built in 1950 and serves as a memorial to every Kentuckian who lost their life serving their country.
- A massive new LED video board spanning approximately 1,800 square feet with dimensions of 30 feet by 60 feet was installed in Memorial Coliseum in 2018.
- Wildcat fans are passionate about their basketball, that's why UK has ranked in the nation's top 20 and in the SEC's top four in attendance 11 straight years.
- UK averaged 5,186 fans per game in 2017-18 which ranked 15th nationally.
- UK drew 116,164 fans for its home games in 2015-16 the second-highest total attendance in school history.



Rupp Arena (23,500)

- Rupp Arena is entering its 45th season.
- An awesome structure in sight and scope, the arena is divided into two seating areas. The lower level features 10,000 cushioned theater seats while the upper arena has new chairback seats on the sidelines. The latter can be visually isolated to provide more natural setting for small shows.
- The Wildcats command an exclusive and updated state-of-the-art locker room, while other amenities include six team-size dressing rooms and eight smaller units.
- In 2013-14, UK set the new single-game attendance record when 23,706 fans saw UK face No. 2 Duke in Rupp Arena on Dec. 22, 2013. The attendance marked the largest crowd ever to see a college women's hoops game in the Commonwealth — the previous mark was 22,152 for the first Kentucky-Louisville game played in the KFC Yum! Center on Dec. 5, 2010.
- In 2015-16, Kentucky packed 17,150 fans in Rupp Arena on Dec. 20 against Duke, which was the fourth-largest home crowd in program history. On Dec. 10, the Wildcats had 14,425 fans at the historic arena, which was the sixth-largest home crowd in school history.

MISCELLANEOUS AND SPECIALTY STATS

LEADING SCORER

Rhyné Howard	9
Chasity Patterson	5
Dre'una Edwards	3
Blair Green	3

LEADING REBOUNDER

Rhyné Howard	10
Dre'una Edwards	7
Olivia Owens	3
Nyah Leveretter	2
KeKe McKinney	1
Tatyana Wyatt	1

LEADER IN ASSISTS

Rhyné Howard	10
Chasity Patterson	7
Jazmine Massengill	3
Robyn Benton	2
Blair Green	2
Dre'una Edwards	2
Emma King	1

CHARGES DRAWN

Kentucky	11
McKinney	4
Owens	3
Wyatt	3
Howard	1
Opponents	13

10-SEC. BACKCOURT VIOLATION FORCED

Kentucky	0
Opponent	2

5-SEC. OUT-OF-BOUNDS CALLS FORCED

Kentucky	1
Opponent	0

SHOT CLOCK VIOLATIONS FORCED

Kentucky	9
Opponent	9

20-POINT SCORING GAMES

Rhyné Howard	7
Chasity Patterson	3
Dre'una Edwards	1

30-POINT SCORING GAMES

Rhyné Howard	3
Chasity Patterson	1

40-POINT SCORING GAMES

TBD	
-----	--

DOUBLE-FIGURE SCORING GAMES

Rhyné Howard	15
Chasity Patterson	15
Dre'una Edwards	12
Robyn Benton	7
Blair Green	6
KeKe McKinney	5
Olivia Owens	2
Treasure Hunt	2
Jazmine Massengill	1

DOUBLE-FIGURE REBOUND GAMES

Dre'una Edwards	6
Rhyné Howard	4
KeKe McKinney	1

20-PLUS REBOUNDING GAMES

TBD	
-----	--

SEASON DOUBLE-DOUBLES

Rhyné Howard	5
Dre'una Edwards	4
KeKe McKinney	1
Chasity Patterson	1

TECHNICAL FOULS

Kentucky	1
Edwards	1
Opponent	1

UK'S FIRST SUBSTITUTION

Robyn Benton	12
Dre'una Edwards	7
Olivia Owens	5
Jazmine Massengill	4
Emma King	1

FIRST TO SCORE

Chasity Patterson	5
Rhyné Howard	5
Dre'una Edwards	4
Blair Green	3
KeKe McKinney	2
Olivia Owens	1

JUMP BALLS CONTROLLED

Kentucky	6
Dre'una Edwards	4
Tatyana Wyatt	2
Opponent	14

RUNS OF 10 OR BETTER

Kentucky	12
Opponent	7

LARGEST HALFTIME LEAD

vs. Wofford	37
-------------	----

LARGEST HALFTIME LEAD (SEC)

vs. Alabama	11
vs. Tennessee	11

LARGEST HALFTIME DEFICIT

vs. Indiana	-13
at Ole Miss	-13

LARGEST HALFTIME DEFICIT (SEC)

at Ole Miss	-13
-------------	-----

LARGEST UK LEAD

vs. Wofford	61
-------------	----

LARGEST UK WIN

vs. Wofford	61
-------------	----

LARGEST UK WIN (SEC)

vs. Tennessee	15
---------------	----

LARGEST UK DEFICIT

at TAMU	-17
at Tennessee	-17

LARGEST UK DEFICIT (SEC)

at TAMU	-17
at Tennessee	-17

LARGEST UK LOSS

at TAMU	17
at Tennessee	17

LARGEST UK LOSS (SEC)

at TAMU	17
at Tennessee	17

MOST CONSECUTIVE POINTS

vs. Wofford	18
-------------	----

MOST CONSECUTIVE POINTS (SEC)

Tennessee	12
-----------	----

MOST CONSECUTIVE OPP. POINTS

vs. Tennessee	15
---------------	----

MOST CONSECUTIVE OPP. PTS (SEC)

vs. Tennessee	15
---------------	----

SPECIALTY STATS

PP - Points in the paint; POT - Points off turnovers; 2nd - Second-chance points; FB - Fast break points; BP - Bench points

KENTUCKY/OPPONENT

Opponent	PP	POT	2nd	FB	BP
Murray State	28/36	40/14	8/19	17/4	35/14
Belmont	50/28	22/10	13/6	14/8	14/14
Kansas State	24/20	18/7	12/12	9/5	13/19
Indiana	22/42	13/11	2/18	5/8	19/3
Marshall	40/18	18/8	13/4	8/4	22/23
Samford	36/24	32/9	18/7	21/4	29/12
DePaul	48/50	14/19	21/8	17/38	15/9
Wofford	56/18	49/12	21/4	25/6	32/8
Arkansas	32/36	13/21	22/7	6/12	23/11
Mississippi State	24/54	15/15	10/13	14/16	22/26
TAMU	22/28	17/24	9/6	4/4	14/5
S. Carolina	34/56	22/11	10/23	8/12	21/17
Vanderbilt	34/40	18/17	9/7	11/8	17/3
Auburn	28/38	17/16	6/12	10/10	27/27
Tennessee	18/44	10/4	13/19	8/12	13/15
Alabama	28/26	11/16	3/8	11/0	37/12
Missouri	24/34	19/6	9/6	7/2	21/6
Ole Miss	20/42	9/6	25/12	3/8	9/16
Tennessee	26/30	24/8	6/14	18/2	21/6
Florida	40/32	18/12	10/17	15/13	14/12
Total	634/596	399/246	240/222	221/176	418/258

CLUTCH FREE THROWS - INDIVIDUAL/SEASON TOTALS
(final three minutes of regulation and overtime in a six-point game)

Player	FT-FTA	Pct.
Dre'una Edwards	17-24	.708
Rhyné Howard	14-14	1.000
Blair Green	3-4	.750
Chasity Patterson	3-4	.750
Tatyana Wyatt	2-2	1.000
Treasure Hunt	2-2	1.000
KeKe McKinney	4-4	1.000
TOTAL	36-44	.818

LARGEST LEAD IN 1ST HALF

vs. Wofford	37
-------------	----

LARGEST DEFICIT IN 1ST HALF

vs. Indiana	-14
-------------	-----

LARGEST LEAD IN 2ND HALF

vs. Wofford	61
-------------	----

LARGEST DEFICIT IN 2ND HALF

at Tennessee	26
--------------	----

LARGEST LEAD IN LOSS

vs. South Carolina	9
--------------------	---

LARGEST 1ST HALF DEFICIT IN WIN

vs. Indiana	-14
-------------	-----

LARGEST 2ND HALF DEFICIT IN WIN

vs. Indiana	-13
-------------	-----

LARGEST 1ST HALF DEFICIT IN SEC WIN

Arkansas	-8
----------	----

LARGEST 2ND HALF DEFICIT IN SEC WIN

Tennessee	-6
-----------	----

LONGEST WINNING STREAK

Nov. 25-Dec. 16	5
-----------------	---

LONGEST SEC WINNING STREAK

Dec. 31-Jan. 7	2
Jan. 28-Jan. 31	2
Feb. 11-Feb. 15	2

LONGEST LOSING STREAK

Jan. 7-Jan. 10	2
----------------	---

LARGEST ROAD CROWD

at Tennessee	2,609
--------------	-------

LARGEST NEUTRAL CROWD

TBD	
-----	--

Head Coach KYRA ELZY



@UKCoachLZ



- Named espnW National Coach of the Week on January 4, 2021, after back-to-back top-12 wins to start conference action (then-No. 10 Arkansas and then-No. 12 Mississippi State). It marked the first time Kentucky has ever earned back-to-back wins against teams ranked in the top-12 of the AP poll.
- Became the eighth head coach in UK women's basketball history as UK AD Mitch Barnhart named her head coach on Dec. 14, 2020 following the retirement of Matthew Mitchell.
- Has been a huge key to the program's success the last 12 years as she has spent nine seasons on the Kentucky staff. Started as assistant coach from 2008-2010 then associate head coach 2010-2012. Returned to UK in 2016 as the associate head coach.
- In her eight years as an assistant coach at Kentucky, the Wildcats have been to the NCAA Tournament six times, including two NCAA Elite Eights. UK won the SEC Regular Season Championship in 2012 - only its second in program history. UK has had a winning season in seven of those eight seasons, including six 20-win seasons and six 10+ wins in league play.
- As an assistant at UK, Elzy helped UK win 181 games, including 78 league games and 23 victories over ranked teams.
- At Kentucky, Elzy has coached three SEC Player of the Year (Victoria Dunlap, A'dia Mathies, Rhyne Howard), three SEC Freshman of the Year (A'dia Mathies, Bria Goss, Rhyne Howard), one SEC Defensive Player of the Year (Victoria Dunlap), two SEC 6th Woman of the Year (Keyla Snowden, Chasity Patterson), two SEC Scholar-Athletes of the Year (Alyssa Rice, Maci Morris) and her players have earned 39 All-SEC honors overall.
- Elzy married Dexter Lander in August 2012 and the couple have one son Jackson, who was born in 2016.

DID YOU KNOW?

- Kyra Elzy is in the Kentucky High School Basketball Hall of Fame for her storied career at Oldham County High School. During her high school days, she was a two-time All-American selection by Parade Magazine and Street & Smith and considered by some to be the best high school basketball player in Kentucky history. She led her Oldham County team to two KHSAA regional titles and a semifinal appearance in the 1993 KHSAA Sweet 16. Overall, she scored 3,000 points with 1,700 rebounds, 449 assists and 516 steals over a stellar career.
- An all-around athlete, Kyra also saw success in cross country and track and field where she was a state champion in the 400-meter dash as a junior in high school.
- Elzy holds a bachelor's degree in psychology from Tennessee in 1999 and a master's degree in cultural studies and education with an emphasis in sports psychology from UT in 2001.
- As a student-athlete at UT from 1996-2001, Elzy's game excelled under Hall of Famer Pat Summitt. A four-year letterwinner, Elzy was a member of two national championship teams (1997, 1998), a national runner-up squad (2000), four SEC regular-season championships (1998, 1999, 2000, 2001) and three SEC Tournament titles (1998, 1999, 2000).
- During her time in Knoxville, she played in 126 games and earned the Holly Warlick Defensive Player of the Year award in 1997 and the Unsung Hero Award in 1998. Elzy became just the fifth freshman in Tennessee history to start her first game as a Lady Vol when she started at guard in the 1996-97 season opener against Austin Peay. She also earned another distinction during her playing career, becoming the first UT player to earn her master's degree while still playing.

KYRA ELZY YEAR-BY-YEAR AS HEAD COACH

Year	School	Position	Record	SEC	Postseason
2020-21	Kentucky	Head Coach	15-5	8-4	
Total	at UK	Head Coach	15-5 (.75)		
	vs. SEC	Head Coach	8-4 (.667)		
	Overall	Head Coach	15-5 (.75)		

KYRA ELZY YEAR-BY-YEAR AS ASSISTANT COACH

Year	School	Position	Record	SEC/Conf.	Postseason
2019-20	Kentucky	Associate Head Coach	22-8	10-6	SEC Tournament SF; NCAA canceled
2018-19	Kentucky	Associate Head Coach	25-8	11-5	SEC Tournament QF, NCAA 2nd Rd.
2017-18	Kentucky	Associate Head Coach	15-17	6-10	SEC Tournament QF
2016-17	Kentucky	Associate Head Coach	22-11	11-5	SEC Tournament SF, NCAA 2nd Rd.
2015-16	Tennessee	Associate Head Coach	22-14	8-8	NCAA Elite Eight
2014-15	Tennessee	Assistant Coach	30-6	15-1	SEC Reg. Season Champ./NCAA Elite Eight
2013-14	Tennessee	Assistant Coach	29-6	13-3	SEC Tournament Champ./NCAA Sweet 16
2012-13	Tennessee	Assistant Coach	27-8	14-3	SEC Reg. Season Champ./NCAA Elite Eight
2011-12	Kentucky	Associate Head Coach	28-7	13-3	SEC Reg. Season Champ./NCAA Elite Eight
2010-11	Kentucky	Associate Head Coach	25-9	11-5	SEC Tournament Finals/NCAA 2nd Rd.
2009-10	Kentucky	Assistant Coach	28-8	11-5	SEC Tournament Finals/NCAA Elite Eight
2008-09	Kentucky	Assistant Coach	16-16	5-9	WNIT Second Round
2007-08	Kansas	Assistant Coach	17-16	4-12	WNIT Third Round
2006-07	Kansas	Assistant Coach	11-20	4-12	Big 12 Tournament 2nd Rd.
2005-06	Kansas	Assistant Coach	17-13	5-11	WNIT First Round
2004-05	Kansas	Assistant Coach	12-16	5-11	Big 12 Tournament 1st Rd.
2003-04	WKU	Assistant Coach	20-14	12-2	Sun Belt Tourn. Runner-up/WNIT Third Rd.
2002-03	WKU	Assistant Coach	22-9	12-2	Sun Belt Tourn. Champ./NCAA 1st Rd.
Total	at UK	Assistant Coach	181-94 (.658)		
	Overall	Assistant Coach	388-206 (.653)		





ROBYN BENTON

#1 • GUARD • JR • 5-9

CONYERS, GA./GREATER ATLANTA CHRISTIAN/AUBURN

An impact transfer for Kentucky who will add immediate experience and leadership ... Aggressive style of play on both ends of the floor will fit into the Wildcats' system perfectly ... Was a star in high school and All-SEC Freshman Team honoree in 2019 at Auburn ... Increased her performance her sophomore season at Auburn before electing to transfer to Kentucky ... Played 52 career games at Auburn her freshman and sophomore seasons, earning All-SEC Freshman Team honors in 2018-19 ... Played in 32 games and averaged 5.8 points per game while going 35-of-94 from long range and 24-of-34 from the free-throw line with 34 steals as a freshman ... Has been granted a waiver to play immediately by the NCAA.



2020-21 (JUNIOR)

In her Kentucky debut against Murray State, Benton recorded 20 minutes, scoring seven points, adding five rebounds, three assists, two steals and a block ... Went 50 percent from the field against Belmont, scoring nine points on 4-of-8 shooting, including a 3-pointer, while also grabbing five rebounds and leading the game with four assists ... Played a season-high 28 minutes at Kansas State, scoring 11 points on 4-of-11 shooting, including a pair of 3-pointers, added five rebounds and three steals ... Made some clutch shots down the stretch against then-No. 13 Indiana, scoring 12 points on 3-of-5 shooting, including 1-of-2 from long range, and 5-of-6 from the line ... Scored on 50 percent of her shots off the bench at DePaul, earning 12 points on 5-of-10 shooting, including knocking down a pair of 3-pointers, adding six rebounds and three assists ... Key contributor off the bench in win over then-No. 10 Arkansas, recording nine points on three timely 3-pointers, adding four rebounds and one assist, in just 14 minutes of action ... Forced a season-high five seals against then-No. 5 South Carolina ... On her 21st birthday against Alabama at Rupp Arena, scored a season-high 15 points on 6-of-10 shooting, including 3-of-5 from the arc, while grabbing four defensive boards and one assist in just 23 minutes of action ... Contributed eight points against Tennessee at Rupp Arena, scoring on 2-of-5 shooting and a 3-pointer, while adding two rebounds, a steal and a block.

EXTRA STATS ...

	20-21	Career
10+ Points	7	27
15+ Points	0	6
20+ Points	0	1
25+ Points	0	0
30+ Points	0	0
35+ Points	0	0
40+ Points	0	0
Made 3+ 3FG	2	8
10+ Rebs	0	0
Double-dbls	0	0
3+ Assists	4	11
2+ Steals	5	29
Led UK in Pts	0	0
Led UK in Rebs	0	0
Led UK in Asts	2	2
Led UK in Stls	3	3
Led UK in Blks	0	0

CAREER HIGHS

POINTS:	23 AT MISSOURI, 2/27/20
FGM:	7 AT MISSOURI, 2/27/20
FGA:	17 AT SOUTH CAROLINA, 2/13/20
FTM:	8 AT ALABAMA, 2/9/20
FTA:	8 VS. TENNESSEE, 3/1/20
3FGM:	5 AT ELON, 12/22/18
3FGA:	8 (2X) LAST VS. OLE MISS, 1/23/20
O-REBOUNDS:	4 (5X) LAST VS. SOUTH CAROLINA, 2/13/20
D-REBOUNDS:	5 AT DEPAUL, 12/16/20
TOTAL REBOUNDS:	7 AT ALABAMA, 2/9/20
ASSISTS:	4 VS. BELMONT, 11/29/20
BLOCKS:	2 (2X) LAST VS. MISSISSIPPI STATE, 2/20/20
STEALS:	6 (2X) LAST VS. VANDERBILT, 2/2/20
MINUTES:	38 VS. MISSISSIPPI STATE, 2/20/20

SEASON HIGHS

POINTS:	15 VS. ALABAMA, 01/28/21
FGM:	6 VS. ALABAMA, 01/28/21
FGA:	11(2X) LAST AT AUBURN, 01/21/21
FTM:	5 VS. INDIANA, 12/06/20
FTA:	6 VS. INDIANA, 12/06/20
3FGM:	3(2X) LAST VS. ALABAMA, 01/28/21
3FGA:	7 AT KANSAS STATE, 12/03/20
O-REBOUNDS:	3 VS. BELMONT, 11/29/20
D-REBOUNDS:	5 AT DEPAUL, 12/16/20
TOTAL REBOUNDS:	6 AT DEPAUL, 12/16/20
ASSISTS:	4 VS. BELMONT, 11/29/20
BLOCKS:	1 (6X) LAST VS. TENNESSEE, 02/11/21
STEALS:	5 VS. SOUTH CAROLINA, 1/10/21
MINUTES:	28 AT KANSAS STATE, 12/03/20

SEASON	TEAM	GP-GS	MIN/AVG	Field Goals			3-Point		F-Throws		Rebounds				Scoring					
				FG-FGA	FG%	3FG-FGA	3FG%	FT-FTA	FT%	OFF	DEF	TOT	AVG	PF-FO	AST	TO	BLK	STL	PTS	AVG
2018-19	AUB	32-0	454/14.2	64-167	.383	35-94	.372	24-34	.706	16	26	42	1.3	41-0	18	15	3	34	187	5.8
2019-20	AUB	20-14	532/26.6	66-200	.330	27-85	.318	43-51	.843	35	22	57	2.9	44-0	28	34	10	56	202	10.1
2020-21	UK	19-0	378/19.9	56-138	.406	23-69	.333	25-32	.781	17	34	51	2.7	27-0	24	24	6	19	160	8.4
TOTAL FOR UK		19-0	378/19.9	56-138	.406	23-69	.333	25-32	.781	17	34	51	2.7	27-0	24	24	6	19	160	8.4
TOTAL		71-14	1364/19.2	186-505	.368	85-248	.343	92-117	.786	68	82	150	2.1	112-0	70	73	19	109	549	7.7



DRE'UNA EDWARDS

#44 • FORWARD • RS-SOPH • 6-2

LAS VEGAS, NEV./LIBERTY HS/UTAH

The 2019 Pac-12 Freshman of the Year after an incredible rookie season at Utah ... Transferred to Kentucky in the spring of 2019 and sat out the 2019-20 season due to NCAA transfer rules ... Sustained a torn ACL at the end of the 2019 season ... Is a difference maker all over the floor for the Wildcats ... Loves to be physical on the inside and can also run the floor and be dynamic on the fast break ... Sat out 2019-20 season due to NCAA transfer rules and recovered from injuries.

mullah2dree

lhoopDrea44

2020-21 (REDSHIRT SOPHOMORE)

Recorded a double-double against Belmont, scoring a career-high 27 points and tying a career-high 15 boards, leading the game in both categories, also recording three steals ... For the second straight game, earned a double-double at Kansas State on a game-high 16 points and grabbing a game-high 12 rebounds, adding four steals and two assists ... For the third straight game, earned a double-double against then-No. 13 Indiana, earning 14 points and 10 rebounds on 5-of-8 shooting and 2-of-2 from long range ... Scored 13 points on 6-of-7 shooting against Marshall, recorded eight rebounds and a career-high five assists ... Shot 77 percent from the field vs. Samford, scoring 15 points on 7-of-9 shooting, while also recording six rebounds, four assists and a block ... Recorded her fourth double-double of the season at DePaul, earning 18 points and 11 rebounds, also adding a team-high five assists and a career-high four blocks ... Led Kentucky in scoring against Wofford, scoring 19 points on 8-of-10 shooting and 3-of-3 from the line, also grabbing eight rebounds and blocking two shots ... Recorded seven points, 11 rebounds, two assists and two blocks at then-No.12 Mississippi State ... Scored 12 points and grabbed seven boards against then-No. 5 South Carolina ... Put up 17 points against Vanderbilt, adding eight rebounds and tying for a career-high four blocks ... Came off the bench at Auburn and scored 10 points, making 5-of-6 shots, while nabbing five rebounds ... Scored 10 points on 4-of-8 shooting, grabbed four rebounds and forced on steal against Alabama at Rupp Arena ... Scored 10 points and grabbed nine boards against Missouri, adding one assist and one block ... Recorded seven points, six rebounds, four assists, three blocks and a steal against Tennessee at Rupp Arena.

EXTRA STATS ...

	20-21	Career
10+ Points	12	30
15+ Points	6	13
20+ Points	1	4
25+ Points	1	1
Made 3+ 3FG	-	-
10+ Rebs	5	12
Double-dbls	4	11
3+ Assists	4	7
2+ Steals	3	15
Led UK in Pts	3	3
Led UK in Rebs	7	7
Led UK in Asts	2	2
Led UK in Stls	2	2
Led UK in Blks	9	9

CAREER HIGHS

POINTS:	27 vs. BELMONT, 11/29/20
FGM:	11 vs. BELMONT, 11/29/20
FGA:	19 vs. BELMONT, 11/29/20
FTM:	9 vs. UCLA, 02/10/19
FTA:	9 vs. UCLA, 02/10/19
3FGM:	2(2x) LAST vs. INDIANA, 12/06/20
3FGA:	4 vs. BELMONT, 11/29/20
O-REBOUNDS:	8 vs. BYU, 12/08/18
D-REBOUNDS:	11 vs. ARIZONA, 01/06/19
TOTAL REBOUNDS:	15(2x) LAST vs. BELMONT, 11/29/20
ASSISTS:	5(2x) LAST AT DEPAUL, 12/16/20
BLOCKS:	4(2x) LAST vs. VANDERBILT, 01/17/21
STEALS:	4 (2x) LAST AT KANSAS STATE, 12/03/20
MINUTES:	35 (2x) LAST AT KANSAS STATE, 12/03/20

SEASON HIGHS

POINTS:	27 vs. BELMONT, 11/29/20
FGM:	11 vs. BELMONT, 11/29/20
FGA:	19 vs. BELMONT, 11/29/20
FTM:	4(2x) LAST vs. VANDERBILT, 01/17/21
FTA:	7(2x) LAST vs. VANDERBILT, 01/17/21
3FGM:	2(2x) LAST vs. INDIANA, 12/06/20
3FGA:	4 vs. BELMONT, 11/29/20
O-REBOUNDS:	7 AT KANSAS STATE, 12/03/20
D-REBOUNDS:	10(3x) LAST AT MISSISSIPPI STATE, 1/3/21
TOTAL REBOUNDS:	15 vs. BELMONT, 11/29/20
ASSISTS:	5(2x) LAST AT DEPAUL, 12/16/20
BLOCKS:	4(2x) LAST vs. VANDERBILT, 01/17/21
STEALS:	4 AT KANSAS STATE, 12/03/20
MINUTES:	35 AT KANSAS STATE, 12/03/20

SEASON	TEAM	GP-GS	MIN/AVG	Field Goals		3-Point		F-Throws		Rebounds				Scoring						
				FG-FGA	FG%	3FG-FGA	3FG%	FT-FTA	FT%	OFF	DEF	TOT	AVG	PF-FO	AST	TO	BLK	STL	PTS	AVG
2018-19	Utah	26-26	595/22.9	128-237	.540	0-1	.000	45-59	.763	66	109	175	6.7	63-0	36	58	29	40	301	11.6
2020-21	UK	20-11	420/21.0	87-179	.486	8-21	.381	30-48	.625	42	93	135	6.8	52-0	30	37	21	18	212	10.6
TOTAL FOR UK		20-11	420/21.0	87-179	.486	8-21	.381	30-48	.625	42	93	135	6.8	52-0	30	37	21	18	212	10.6
TOTAL		46-37	1015/22.1	215-416	.517	8-22	.364	75-107	.701	108	202	310	6.7	115-0	66	95	50	58	513	11.2



BLAIR GREEN

#5 • GUARD • JR • 6-0

HARLAN COUNTY, KY./HARLAN COUNTY HS

Impressive in-state prospect that has a strong motor and high basketball IQ ... Athletic, versatile guard that can score from the perimeter but also create off the dribble ... Strong sophomore season improving her scoring total from her freshman campaign ... Averaged 5.8 points and 2.2 rebounds per game adding 30 assists, 17 steals and six blocks ... Hit 22 3-pointers during the year ... Scored 10 or more points six times during the year while she led UK in rebounding and assists once and in blocks three times ... Scored 12 points against Morehead State, adding two rebounds and two steals... Tied her career-high 13 points against Winthrop, adding four rebounds and two steals... Tied a career high with 13 points against Texas A&M, going 5-of-8 from the field and 3-of-5 from the arc ... Led Kentucky in rebounding for the first time in her career against Missouri with seven boards, while adding 11 points hitting two 3s.

blair.green5

greenblair32

EXTRA STATS ...

	20-21	Career
10+ Points	6	16
15+ Points	3	3
20+ Points	1	1
Made 3+ 3FG	2	4
10+ Rebs	-	-
Double-dbls	-	-
3+ Assists	3	7
2+ Steals	2	10
Led UK in Pts	3	3
Led UK in Rebs	-	1
Led UK in Asts	2	4
Led UK in Stls	2	4
Led UK in Blks	2	9

2020-21 (JUNIOR)

Started the season opener against Murray State, tying her career-high 13 points on 5-of-10 shooting, including 3-of-5 3FG, adding three assists, a block and a steal ... Scored nine points and grabbed four rebounds against Belmont ... For the first time in her career, Green led Kentucky on a career-high 17 points against Marshall, going 8-of-13 from the field, while she also added two steals ... Contributed 10 points against Samford, scoring on 3-of-5 shooting and a pair of 3-pointers, while also dishing out three assists ... Put up 10 points on 4-of-8 shooting against then-No. 10 Arkansas, while also recording a career-high three blocks ... Scored eight points on 3-of-6 shooting and 2-of-4 from long range at then-No. 12 Mississippi State, and added a pair of assists ... For the second straight game, led Kentucky in scoring against Auburn with 18 points on an impressive 7-of-9 shooting and 2-of-3 from the arc ... Ahead of Tennessee on Jan. 24, Green is shooting 58.8% from long range in SEC play (10-17).

CAREER HIGHS

POINTS:	22 vs. VANDERBILT, 01/17/21
FGM:	8 vs. MARSHALL, 12/09/20
FGA:	13(2x) LAST vs. MARSHALL, 12/09/20
FTM:	5 vs. MOREHEAD, 11/21/19
FTA:	8 vs. MOREHEAD, 11/21/19
3FGM:	4 vs. VANDERBILT, 01/17/21
3FGA:	5(6x) LAST vs. VANDERBILT, 01/17/21
O-REBOUNDS:	3(3x) LAST vs. MURRAY STATE, 11/25/20
D-REBOUNDS:	5 AT MISSOURI, 1/30/20
TOTAL REBOUNDS:	7 AT MISSOURI, 1/30/20
ASSISTS:	5 AT ALABAMA, 1/9/20
BLOCKS:	3 vs. ARKANSAS, 12/31/20
STEALS:	3 (2x) LAST AT MISSOURI, 1/30/20
MINUTES:	39 vs. VANDERBILT, 01/17/21

SEASON HIGHS

POINTS:	22 vs. VANDERBILT, 01/17/21
FGM:	8 vs. MARSHALL, 12/09/20
FGA:	13 vs. MARSHALL, 12/09/20
FTM:	4(2x) LAST vs. VANDERBILT, 01/17/21
FTA:	6 vs. VANDERBILT, 01/17/21
3FGM:	4 vs. VANDERBILT, 01/17/21
3FGA:	5(2x) LAST vs. VANDERBILT, 01/17/21
O-REBOUNDS:	3 vs. MURRAY STATE, 11/25/20
D-REBOUNDS:	3(4x) LAST AT AUBURN, 01/21/21
TOTAL REBOUNDS:	5 vs. VANDERBILT, 01/17/21
ASSISTS:	3(3x) LAST vs. SAMFORD, 12/13/20
BLOCKS:	3 vs. ARKANSAS, 12/31/20
STEALS:	2(2x) LAST vs. VANDERBILT, 01/17/21
MINUTES:	39 vs. VANDERBILT, 01/17/21

SEASON	TEAM	GP-GS	MIN/AVG	Field Goals		3-Point		F-Throws		Rebounds				Scoring						
				FG-FGA	FG%	3FG-FGA	3FG%	FT-FTA	FT%	OFF	DEF	TOT	AVG	PF-FO	AST	TO	BLK	STL	PTS	AVG
2018-19	UK	33-0	581/17.6	72-169	.426	16-44	.364	15-17	.882	14	52	66	2.0	48-1	13	41	8	20	175	5.3
2019-20	UK	30-7	577/19.2	66-176	.375	22-70	.314	19-29	.655	24	41	65	2.2	44-0	30	23	6	17	173	5.8
2020-21	UK	20-18	460/23.0	54-124	.435	19-54	.352	15-18	.833	9	27	36	1.8	20-0	26	18	6	9	142	7.1
TOTAL		83-25	1618/19.5	192-469	.409	57-168	.339	49-64	.766	47	120	167	2.0	112-1	69	82	20	46	490	5.9



RHYNE HOWARD

#10 • GUARD • JR • 6-2

CLEVELAND, TENN./BRADLEY CENTRAL HS

rhyne.howard

howard_rhyne

Started her time in Lexington as a highly touted recruit from Bradley Central High School in Cleveland, Tenn. ... Spent time in the summer of 2018 playing for USA Basketball's U18 National Team, helping USA win gold and was named the tournament's MVP ... Also won gold for the USA U19 team in the summer of 2019 ... Unanimous national freshman of the year in 2019 after making an immediate impact with her ability to score and incredible size at guard ... Has 1,158 career points and became the second-fastest player in program history to 1,000 when she did it in her 53rd career game ... One of the best seasons in program history in 2019-20, finishing second nationally with 23.4 points per game while leading UK with 6.5 rebounds per game and 3.1 3-pointers per game, which ranked top-10 nationally ... Scored 633 points during the season, which was fifth nationally and tied the fifth most in a season in program history ... Posted a new school record in 3-pointers hit during a season with 84 ... Scored 25 or more points in five straight games (UofL, Cal, South Carolina, Tennessee, Alabama) becoming the first player to accomplish that feat in program history ... First player in program history to score 37+ points in consecutive games and the first to hit seven or more 3s in consecutive games accomplishing both of those vs. Tennessee and at Alabama ... Scored 10+ in 25 games, 15+ in 21 games, 20+ in 21 games, 25+ in 13 games, 30+ in three games, 35+ in two games and 40+ in one game ... Made three or more 3s in 14 games with six double-doubles ... Led UK in scoring 22 times, in rebounding 14 times, in assists 10 times, in steals 15 times and in blocks 13 times.

EXTRA STATS ...

	20-21	Career
10+ Points	15	66
15+ Points	11	54
20+ Points	8	39
25+ Points	4	22
30+ Points	3	6
35+ Points	-	2
40+ Points	-	1
Made 3+ 3FG	8	34
10+ Rebs	5	17
Double-dbls	5	16
3+ Assists	12	34
2+ Steals	11	44
Led UK in Pts	9	47
Led UK in Rebs	10	43
Led UK in Asts	10	26
Led UK in Stls	2	25
Led UK in Blks	6	28

- espnW National Player of the Week (January 4, 2021)
- SEC Player of the Week (January 5, 2021)
- Naismith Trophy National Player of the Week (January 5, 2021)
- 2020-21 AP Preseason First-Team All-American (Unanimous)
- 2020-21 SEC Preseason Player of the Year (league coaches)
- 2020-21 All-SEC Preseason Team (league coaches)
- 2020-21 John R. Wooden Award Late Season Top 20 Watch List
- 2020-21 Cheryl Miller Award Top-10 Finalist
- 2020-21 Naismith Trophy Midseason Watch List
- 2020-21 WBCA Wade Trophy Preseason Watch List
- 2020-21 Lindy's Preseason All-American

2020-21 (JUNIOR)

Led all scorers against then-No. 13 Indiana, earning 22 points on 7-of-14 shooting and 3-of-6 from 3-point range, adding four rebounds, two assists and a steal ... Earned her first double-double of the season at DePaul, scoring 18 points (7-of-15 shooting) and grabbing 12 boards, also forcing five steals ... Helped Kentucky upset then-No. 10 Arkansas, earning a double-double on 24 points and 10 rebounds, also adding four assists ... Lit it up in the second half at then-No. 12 Mississippi State, scoring 25 points in the fourth quarter and overtime, before putting together a stat line that included 33 points, four 3-pointers, 10 rebounds and six assists for her second straight double-double against a top-12 team ... Rhyne Howard is the first Kentucky player in school history to have at least 33 points, 10 rebounds and six assists against an SEC opponent and the first Kentucky player in school history to have at least 33 points and 10 rebounds in an SEC road game ... Led Kentucky with 22 points, six rebounds, and five assists, and added two steals, at then-No. 8 Texas A&M ... Scored 32 points (without a 3-pointer) against then-No. 5 South Carolina, while adding seven rebounds, three assists and two steals ... Returning to action after missing a game because of injury, Howard scored 14 points, including 3-of-7 on 3-pointers, adding five rebounds, four assists and two steals at Auburn ... Led Kentucky in scoring (16 points), rebounds (eight) and assists (seven) against Alabama at Rupp Arena ... Earned fourth double-double of season vs. Missouri, scoring 22 points, grabbing 10 boards, dishing out three assists and recording one block ... Stuffed the stat sheet against Tennessee at Rupp Arena, recording eight points, seven rebounds, seven steals and six assists ... Recorded her third 30-point game this season at Florida, scoring 31 points on 12-of-20 shooting and 4-of-7 from the arc, adding nine rebounds, two steals and two assists.

CAREER HIGHS

POINTS:	43 AT ALABAMA, 1/9/20
FGM:	14 AT ALABAMA, 1/9/20
FGA:	27 VS. TENNESSEE, 1/5/20
FTM:	12 VS. SOUTH CAROLINA, 2/23/20
FTA:	14(2x) LAST AT OLE MISS, 02/04/21
3FGM:	7(3x) LAST AT ALABAMA, 1/9/20
3FGA:	14 AT LSU, 1/19/20
O-REBOUNDS:	8 AT LSU, 1/19/20
D-REBOUNDS:	8(4x) LAST VS. TEXAS A&M, 1/16/20
TOTAL REBOUNDS:	15 VS. SACRED HEART, 12/29/18
ASSISTS:	7(2x) LAST VS. ALABAMA, 01/28/21
BLOCKS:	3(3x) LAST VS. AUSTIN PEAY, 12/01/19
STEALS:	7(2x) LAST VS. TENNESSEE, 02/11/21
MINUTES:	40 VS. MISSISSIPPI STATE, 3/7/20

SEASON HIGHS

POINTS:	33 AT MISSISSIPPI STATE, 1/3/21
FGM:	13 VS. SOUTH CAROLINA, 1/10/21
FGA:	26 AT OLE MISS, 02/04/21
FTM:	10 AT OLE MISS, 02/04/21
FTA:	14 AT OLE MISS, 02/04/21
3FGM:	4(4x) LAST AT FLORIDA, 02/15/21
3FGA:	10 AT OLE MISS, 02/04/21
O-REBOUNDS:	6 AT DEPAUL, 12/16/20
D-REBOUNDS:	7(5x) LAST VS. TENNESSEE, 02/11/21
TOTAL REBOUNDS:	12 AT DEPAUL, 12/16/20
ASSISTS:	7 VS. ALABAMA, 01/28/21
BLOCKS:	2 AT OLE MISS, 02/04/21
STEALS:	7 VS. TENNESSEE, 02/11/21
MINUTES:	39(2x) LAST VS. MISSOURI, 01/31/21

SEASON	TEAM	GP-GS	MIN/AVG	Field Goals		3-Point		F-Throws		Rebounds				Scoring						
				FG-FGA	FG%	3FG-FGA	3FG%	FT-FTA	FT%	OFF	DEF	TOT	AVG	PF-FO	AST	TO	BLK	STL	PTS	AVG
2018-19	UK	32-32	990/30.9	190-426	.446	74-191	.387	71-105	.676	81	131	212	6.6	86-2	75	78	22	68	525	16.4
2019-20	UK	27-27	844/31.2	212-490	.433	84-220	.382	125-158	.791	63	112	175	6.5	68-0	66	60	29	62	633	23.4
2020-21	UK	17-17	593/34.9	119-266	.447	38-107	.355	59-76	.776	37	86	123	7.2	48-0	64	39	11	36	335	19.7
TOTAL		76-76	2427/31.9	521-1182	.441	196-518	.378	255-339	.752	181	329	510	6.7	202-2	205	177	62	166	1493	19.6



TREASURE HUNT

#12 • GUARD • FR • 6-2

CHATTANOOGA, TENN./HAMILTON HEIGHTS CHRISTIAN ACADEMY

Athletic, versatile guard that can play multiple positions and score at an extremely high level ... Worked hard on her defense in high school and became a talented defender, which will fit Kentucky's system perfect ... Familiar with several teammates, playing high school basketball with Jazmine Massengill at HHCA and club basketball with Rhyne Howard ... Chose Kentucky over Baylor, South Carolina, Mississippi State and Auburn.

mixedkidd._

treasurehunt34

2020-21 (FRESHMAN)

In her collegiate debut against Murray State, scored 12 points in just 13 minutes, going 5-of-10 from the field, including scoring a pair of 3-pointers ... Made her first career start for Kentucky against Vanderbilt, scoring 11 points, adding five rebounds, two assists and two blocks ... Saw five minutes against Alabama at Rupp Arena, scoring a 3-pointer on 1-of-1 from long range, adding two defensive boards and an assist.

EXTRA STATS ...

	20-21	Career
10+ Points	2	2
15+ Points	0	0
20+ Points	0	0
25+ Points	0	0
30+ Points	0	0
35+ Points	0	0
40+ Points	0	0
Made 3+ 3FG	0	0
10+ Rebs	0	0
Double-dbls	0	0
3+ Assists	0	0
2+ Steals	0	0
Led UK in Pts	0	0
Led UK in Rebs	0	0
Led UK in Asts	0	0
Led UK in Stls	0	0
Led UK in Blks	0	0

CAREER HIGHS

POINTS:	12 vs. MURRAY STATE, 11/25/20
FGM:	5 vs. MURRAY STATE, 11/25/20
FGA:	11 vs. VANDERBILT, 01/17/21
FTM:	4 vs. VANDERBILT, 01/17/21
FTA:	5 vs. VANDERBILT, 01/17/21
3FGM:	2 vs. MURRAY STATE, 11/25/20
3FGA:	7 vs. VANDERBILT, 01/17/21
O-REBOUNDS:	4 vs. VANDERBILT, 01/17/21
D-REBOUNDS:	2(4x) LAST vs. ALABAMA, 01/28/21
TOTAL REBOUNDS:	5 vs. VANDERBILT, 01/17/21
ASSISTS:	2(2x) LAST vs. VANDERBILT, 01/17/21
BLOCKS:	2 vs. VANDERBILT, 01/17/21
STEALS:	1 vs. MARSHALL, 12/09/20
MINUTES:	35 vs. VANDERBILT, 01/17/21

SEASON HIGHS

POINTS:	12 vs. MURRAY STATE, 11/25/20
FGM:	5 vs. MURRAY STATE, 11/25/20
FGA:	11 vs. VANDERBILT, 01/17/21
FTM:	4 vs. VANDERBILT, 01/17/21
FTA:	5 vs. VANDERBILT, 01/17/21
3FGM:	2 vs. MURRAY STATE, 11/25/20
3FGA:	7 vs. VANDERBILT, 01/17/21
O-REBOUNDS:	4 vs. VANDERBILT, 01/17/21
D-REBOUNDS:	2(4x) LAST vs. ALABAMA, 01/28/21
TOTAL REBOUNDS:	5 vs. VANDERBILT, 01/17/21
ASSISTS:	2(2x) LAST vs. VANDERBILT, 01/17/21
BLOCKS:	2 vs. VANDERBILT, 01/17/21
STEALS:	1 vs. MARSHALL, 12/09/20
MINUTES:	35 vs. VANDERBILT, 01/17/21

SEASON	TEAM	GP-GS	MIN/AVG	Field Goals				3-Point		F-Throws		Rebounds				Scoring				
				FG-FGA	FG%	3FG-FGA	3FG%	FT-FTA	FT%	OFF	DEF	TOT	AVG	PF-FO	AST	TO	BLK	STL	PTS	AVG
2020-21	UK	9-1	112/12.5	12-41	.293	5-22	.227	4-6	.667	7	10	17	1.9	8-0	6	9	2	1	33	3.7
TOTAL		9-1	112/12.5	12-41	.293	5-22	.227	4-6	.667	7	10	17	1.9	8-0	6	9	2	1	33	3.7

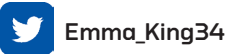


EMMA KING

#34 • GUARD • SOPH • 5-10

STANFORD, KY./LINCOLN COUNTY HS

Impressive shooting guard that improved as the season went on last year ... Can also create off the dribble and score in a variety of ways ... Born and raised in the Commonwealth of Kentucky and has always been a Kentucky fan, dreaming of playing for the Wildcats ... Played in 15 games during the season scoring 21 points with six assists, three rebounds and two steals ... Hit four 3s during the year and seven total field goals ... In her career debut against Mount St. Mary's, scored seven points, hitting two 3s ... Recorded her first career steal at Missouri and also had one at Ole Miss ... Also hit a 3 vs. Charlotte and vs. Samford.



2020-21 (SOPHOMORE)

Made the first start in her career in season opener against Murray State, playing for 16 minutes, forcing three assists, one rebound and one steal.

EXTRA STATS ...

	20-21	Career
10+ Points	0	0
15+ Points	0	0
20+ Points	0	0
25+ Points	0	0
30+ Points	0	0
35+ Points	0	0
40+ Points	0	0
Made 3+ 3FG	0	0
10+ Rebs	0	0
Double-dbls	0	0
3+ Assists	1	1
2+ Steals	0	0
Led UK in Pts	0	0
Led UK in Rebs	0	0
Led UK in Asts	1	1
Led UK in Stls	0	0
Led UK in Blks	0	0

CAREER HIGHS

POINTS:	7 vs. MOUNT ST. MARY'S, 11/05/19
FGM:	2 vs. MOUNT ST. MARY'S, 11/05/19
FGA:	6 vs. MURRAY STATE, 11/25/20
FTM:	1(3x) LAST vs. WINTHROP, 12/11/19
FTA:	2(2x) LAST vs. WINTHROP, 12/11/19
3FGM:	2 vs. MOUNT ST. MARY'S, 11/05/19
3FGA:	5 vs. MOUNT ST. MARY'S, 11/05/19
O-REBOUNDS:	-
D-REBOUNDS:	3 vs. BELMONT, 11/29/20
TOTAL REBOUNDS:	3 vs. BELMONT, 11/29/20
ASSISTS:	3 vs. MURRAY STATE, 11/25/20
BLOCKS:	-
STEALS:	1(4x) LAST vs. BELMONT, 11/29/20
MINUTES:	17 vs. WINTHROP, 12/11/19

SEASON HIGHS

POINTS:	-
FGM:	-
FGA:	6 vs. MURRAY STATE, 11/25/20
FTM:	-
FTA:	-
3FGM:	-
3FGA:	3 vs. MURRAY STATE, 11/25/20
O-REBOUNDS:	-
D-REBOUNDS:	3 vs. BELMONT, 11/29/20
TOTAL REBOUNDS:	3 vs. BELMONT, 11/29/20
ASSISTS:	3 vs. MURRAY STATE, 11/25/20
BLOCKS:	-
STEALS:	1(2x) LAST vs. BELMONT, 11/29/20
MINUTES:	16 vs. MURRAY STATE, 11/25/20

SEASON	TEAM	GP-GS	MIN/AVG	Field Goals		3-Point		F-Throws		Rebounds				Scoring						
				FG-FGA	FG%	3FG-FGA	3FG%	FT-FTA	FT%	OFF	DEF	TOT	AVG	PF-FO	AST	TO	BLK	STL	PTS	AVG
2019-20	UK	15-0	105/7.0	7-31	.226	4-19	.211	3-5	.600	0	3	3	0.2	11-0	6	4	0	2	21	1.4
2020-21	UK	4-2	43/10.7	0-11	.000	0-4	.000	0-0	.000	0	5	5	1.3	5-0	5	3	0	2	0	0.0
TOTAL		19-2	148/7.8	7-42	.167	4-23	.174	3-5	.600	0	8	8	0.4	16-0	11	7	0	4	21	1.1



NYAH LEVERETTER

#21 • FORWARD • FR • 6-3

BLYTHEWOOD, S.C./WESTWOOD HS

Strong, tall, athletic forward that is the perfect frontcourt prospect for Kentucky ... Elite size should make an immediate impact on the team this season ... Star volleyball player in high school as well with over 700 career kills, adding 577 career blocks and 53 aces over her four-year career ... Coaches have raced about her high motor and practice and think she is the perfect player for Kentucky with her combination of size and ability to run the floor ... Picked Kentucky over Florida and Clemson among others.



2020-21 (FRESHMAN)

In her collegiate debut against Murray State, recorded five boards and two blocks in 17 minutes ... Led Kentucky against Marshall, grabbing a career-high eight boards ... Scored a career-high seven points and recorded a career-high nine rebounds against Wofford.

EXTRA STATS ...

	20-21	Career
10+ Points	0	0
15+ Points	0	0
20+ Points	0	0
25+ Points	0	0
30+ Points	0	0
35+ Points	0	0
40+ Points	0	0
Made 3+ 3FG	0	0
10+ Rebs	0	0
Double-dbls	0	0
3+ Assists	0	0
2+ Steals	0	0
Led UK in Pts	0	0
Led UK in Rebs	2	2
Led UK in Asts	0	0
Led UK in Stls	0	0
Led UK in Blks	1	1

CAREER HIGHS

POINTS:	7 vs. WOFFORD, 12/19/20
FGM:	2(2X) LAST vs. WOFFORD, 12/19/20
FGA:	8 vs. WOFFORD, 12/19/20
FTM:	3 vs. WOFFORD, 12/19/20
FTA:	5 vs. WOFFORD, 12/19/20
3FGM:	-
3FGA:	-
O-REBOUNDS:	7 vs. WOFFORD, 12/19/20
D-REBOUNDS:	4 vs. MARSHALL, 12/09/20
TOTAL REBOUNDS:	9 vs. WOFFORD, 12/19/20
ASSISTS:	1 vs. VANDERBILT, 01/17/21
BLOCKS:	2 vs. MURRAY STATE, 11/25/20
STEALS:	-
MINUTES:	22 vs. MARSHALL, 12/09/20

SEASON HIGHS

POINTS:	7 vs. WOFFORD, 12/19/20
FGM:	2(2X) LAST vs. WOFFORD, 12/19/20
FGA:	8 vs. WOFFORD, 12/19/20
FTM:	3 vs. WOFFORD, 12/19/20
FTA:	5 vs. WOFFORD, 12/19/20
3FGM:	-
3FGA:	-
O-REBOUNDS:	7 vs. WOFFORD, 12/19/20
D-REBOUNDS:	4 vs. MARSHALL, 12/09/20
TOTAL REBOUNDS:	9 vs. WOFFORD, 12/19/20
ASSISTS:	1 vs. VANDERBILT, 01/17/21
BLOCKS:	2 vs. MURRAY STATE, 11/25/20
STEALS:	-
MINUTES:	22 vs. MARSHALL, 12/09/20

SEASON	TEAM	GP-GS	MIN/AVG	Field Goals		3-Point		F-Throws		Rebounds				Scoring						
				FG-FGA	FG%	3FG-FGA	3FG%	FT-FTA	FT%	OFF	DEF	TOT	AVG	PF-FO	AST	TO	BLK	STL	PTS	AVG
2020-21	UK	11-0	91/8.3	5-14	.357	0-0	.000	4-9	.444	14	12	26	2.4	12-0	1	4	3	0	14	1.3
TOTAL		11-0	91/8.3	5-14	.357	0-0	.000	4-9	.444	14	12	26	2.4	12-0	1	4	3	0	14	1.3

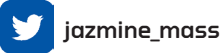



JAZMINE MASSENGILL

#13 • GUARD • JR • 6-0

CHATTANOOGA, TENN./HAMILTON HEIGHTS/TENNESSEE

Brings a wealth of Southeastern Conference experience to Lexington after spending the last two seasons at Tennessee, where she was a key reserve her freshman season and a starter her sophomore season ... Athletic guard that has great size and floor vision ... One of three UK players from the Chattanooga area, playing high school basketball with Treasure Hunt while she played AAU with Rhyne Howard ... Averaged 6.5 points per game, 4.7 rebounds per game and 4.1 assists per game as a sophomore, hitting 40 percent from the field and tripled her output from long range after hitting only a handful of 3s as a freshman ... Finished second on the team with 128 assists while adding 23 blocks and 27 steals ... Can share the ball with the best in the nation, notching an assist in every game but one in 2019-20, including four or more assists in 14 games ... Dished out 10 or more assists twice as a sophomore, including a career-best 12 against Missouri ... All-around ability showed triple- or quadruple-double potential in 19-20 as she performed well against some of the best competition ... Against UCONN, she earned 11 points and led the Lady Vols with five assists and three steals, while she had nine points, six assists, four rebounds and two steals against Texas A&M



EXTRA STATS ...

	20-21	Career
10+ Points	1	3
15+ Points	0	0
20+ Points	0	0
25+ Points	0	0
30+ Points	0	0
35+ Points	0	0
40+ Points	0	0
Made 3+ 3FG	1	1
10+ Rebs	0	0
Double-dbls	0	0
3+ Assists	5	10
2+ Steals	2	12
Led UK in Pts	0	0
Led UK in Rebs	0	0
Led UK in Asts	3	3
Led UK in Stls	0	0
Led UK in Blks	2	2

2020-21 (REDSHIRT JUNIOR)

Made her Kentucky debut against Wofford on December 19, 2020, playing for more than 18 minutes, scoring on a 3-pointer on 1-of-4 shooting, adding two rebounds, two assists and a steal ... Played for more than 20 minutes against then-No. 10 Arkansas, scoring five points, grabbing two boards, dishing out three assists and blocking three shots ... Played a crucial 26 minutes at then-No. 12 Mississippi State, scoring six points, including a key 3-pointer at the end of regulation to tie the game, and added three rebounds, two assists and a steal ... Dished out seven assists at Auburn, the first Kentucky player to come off the bench and have at least seven assists in an SEC game since Crystal Riley vs. Florida on Feb. 18, 2010 (eight assists) ... Played 25 minutes against Alabama at Rupp Arena, scoring nine points, dishing out seven assists, grabbing six defensive rebounds and blocking one shot ... Earned her first start for Kentucky against Tennessee at Rupp Arena, scoring 11 points on 4-of-7 shooting and an impressive 3-of-5 from long range, and added three assists, while all of her points and assists came in the second half ... Recorded a season-high 10 assists and seven rebounds at Florida, adding nine points, two blocks and a steal.

CAREER HIGHS

POINTS:	16 vs. COLORADO STATE, 12/11/19
FGM:	7 vs. COLORADO STATE, 12/11/19
FGA:	13 vs. TEXAS, 12/08/19
FTM:	6 vs. LSU, 1/27/19
FTA:	8 vs. STETSON, 11/19/19
3FGM:	3 vs. TENNESSEE, 02/11/21
3FGA:	6 AT UCONN, 1/23/20
O-REBOUNDS:	4 vs. PRESBYTERIAN, 11/11/18
D-REBOUNDS:	12 AT NOTRE DAME, 11/11/19
TOTAL REBOUNDS:	13 AT NOTRE DAME, 11/11/19
ASSISTS:	12 vs. MISSOURI, 1/2/20
BLOCKS:	5 vs. ETSU, 12/21/18
STEALS:	4 vs. FLORIDA A&M, 11/18/18
MINUTES:	38 vs. MISSISSIPPI STATE, 2/6/21

SEASON HIGHS

POINTS:	11 vs. TENNESSEE, 02/11/21
FGM:	4(2X) LAST AT FLORIDA, 02/15/21
FGA:	12 AT FLORIDA, 02/15/21
FTM:	2 vs. ALABAMA, 01/28/21
FTA:	3 AT FLORIDA, 02/15/21
3FGM:	3 vs. TENNESSEE, 02/11/21
3FGA:	5 vs. TENNESSEE, 02/11/21
O-REBOUNDS:	3 AT FLORIDA, 02/15/21
D-REBOUNDS:	6 vs. ALABAMA, 01/28/21
TOTAL REBOUNDS:	7 AT FLORIDA, 02/15/21
ASSISTS:	10 AT FLORIDA, 02/15/21
BLOCKS:	3 vs. ARKANSAS, 12/31/20
STEALS:	2(2X) LAST AT OLE MISS, 02/04/21
MINUTES:	33 AT AT FLORIDA, 02/15/21

SEASON	TEAM	GP-GS	MIN/AVG	Field Goals			3-Point		F-Throws		Rebounds				Scoring					
				FG-FGA	FG%	3FG-FGA	3FG%	FT-FTA	FT%	OFF	DEF	TOT	AVG	PF-FO	AST	TO	BLK	STL	PTS	AVG
2018-19	UT	32-1	570/17.8	44-132	.333	4-26	.154	16-30	.533	44	65	109	3.4	26-0	42	30	14	27	108	3.4
2019-20	UT	31-30	877/28.3	77-193	.399	15-53	.283	34-45	.756	26	119	145	4.7	32-0	128	49	23	27	203	6.5
2020-21	UK	12-2	252/21.0	23-60	.383	9-23	.391	4-7	.571	5	22	27	2.3	18-0	38	12	7	11	59	4.9
TOTAL FOR UK		12-2	252/21.0	23-60	.383	9-23	.391	4-7	.571	5	22	27	2.3	18-0	38	12	7	11	59	4.9
TOTAL		75-33	1699/22.7	144-385	.374	28-102	.275	54-82	.659	75	206	281	3.7	76-0	208	91	44	65	370	4.9



KEKE MCKINNEY

#3 • FORWARD • SR • 6-1

KNOXVILLE, TENN./FULTON HS

ke_mckinney

ke_baby05

All-around athlete that can play multiple positions and really defend the post or the perimeter ... Loves to play fast and get up and down the floor ... Became a vocal leader on the team in her rookie season ... Very active on the glass and can finish through contact in the post ... Chose Kentucky over Tennessee and Mississippi State ... Great 2019-20 season for the Wildcats in the post, finishing with 6.5 points and 4.7 rebounds per game ... Led Kentucky in blocks with 42, while adding 34 assists and 23 steals ... Hit 23 3-pointers during the year ... Scored 10 or more points four times and made three or more 3s twice ... Had one double-double while leading UK in rebounding seven times and in blocks 18 times ... Led Kentucky with a career-high four assists and four blocked shots at Middle Tennessee, added six rebounds ... Recorded her first double-double in her career with 10 points and 10 rebounds against Stetson, added four assists and two blocks.

2020-21 (SENIOR)

In the season opener against Murray State, McKinney scored six points and posted three rebounds, four steals, two blocks and two assists ... Rallied a double-double against Belmont, scoring 10 points and grabbing 10 boards, also recording two assists and a steal ... Recorded 33 minutes at Kansas State, grabbing eight boards and two steals ... Grabbed five rebounds against then-No. 13 Indiana, dishing out three assists and blocking two shots ... Did not compete against Marshall due to a shoulder injury ... Grabbed five rebounds and dished out five assists vs. Samford ... Had a big game against then-No. 10 Arkansas, recording 10 points on 4-of-7 shooting, including a 3-pointer, while also recording seven rebounds and a steal, a block and an assist ... Had a big game at then-No. 12 Mississippi State, scoring a season-high 11 points on 4-of-6 from the field and 3-of-4 from the arc, adding four rebounds, two assists and two steals ... Recorded 12 points, five rebounds and one steal at then-No. 8 Texas A&M ... Had a solid scoring night in just 28 minutes against Vanderbilt, scoring 11 points on 4-of-6 from the field, including 3-of-4 from the arc, adding three assists ... Scored seven points, including a 3-pointer, against Alabama at Rupp Arena, adding six rebounds, two assists and two blocks ... Scored three points against Tennessee at Rupp Arena on a 3-pointer, adding three rebounds, an assist, a block and a steal ... Tied her career high in points at Florida, scoring 13 points on 6-of-10 shooting and 1-of-3 from long range, adding four rebounds and a steal.

EXTRA STATS ...

	20-21	Career
10+ Points	5	16
15+ Points	-	-
20+ Points	-	-
Made 3+ 3FG	2	4
10+ Rebs	1	4
Double-dbls	1	2
3+ Assists	3	11
2+ Steals	4	20
Led UK in Pts	-	-
Led UK in Rebs	1	23
Led UK in Asts	-	1
Led UK in Stls	1	9
Led UK in Blks	7	44

CAREER HIGHS

POINTS:	13(3X) LAST AT FLORIDA, 02/15/21
FGM:	6(4X) LAST AT FLORIDA, 02/15/21
FGA:	12 vs. SOUTH CAROLINA, 01/21/18
FTM:	4(2X) LAST vs. ALABAMA ST., 11/07/18
FTA:	5 vs. AUSTIN PEAY, 12/01/19
3FGM:	3(4X) LAST vs. VANDERBILT, 01/17/21
3FGA:	7 vs. SOUTH CAROLINA, 2/23/20
O-REBOUNDS:	6 vs. VIRGINIA, 11/15/18
D-REBOUNDS:	9 AT ARKANSAS, 01/29/18
TOTAL REBOUNDS:	12 AT ARKANSAS, 01/29/18
ASSISTS:	5 vs. SAMFORD, 12/13/20
BLOCKS:	5(2X) LAST vs. ALABAMA, 2/6/20
STEALS:	4(2X) LAST vs. MURRAY STATE, 11/25/20
MINUTES:	40 AT MISSISSIPPI STATE, 1/3/21

SEASON HIGHS

POINTS:	13 AT FLORIDA, 02/15/21
FGM:	6 AT FLORIDA, 02/15/21
FGA:	10(2X) LAST AT FLORIDA, 02/15/21
FTM:	3 AT DEPAUL, 12/16/20
FTA:	4(3X) LAST vs. ALABAMA, 01/28/21
3FGM:	3(2X) LAST vs. VANDERBILT, 01/17/21
3FGA:	4(4X) LAST AT AUBURN, 01/21/21
O-REBOUNDS:	4(4X) LAST AT TENNESSEE, 01/24/21
D-REBOUNDS:	6(2X) LAST AT AUBURN, 01/21/21
TOTAL REBOUNDS:	10 vs. BELMONT, 11/29/20
ASSISTS:	5 vs. SAMFORD, 12/13/20
BLOCKS:	2(5X) LAST vs. ALABAMA, 01/28/21
STEALS:	4 vs. MURRAY STATE, 11/25/20
MINUTES:	40 AT MISSISSIPPI STATE, 1/3/21

SEASON	TEAM	GP-GS	MIN/AVG	Field Goals		3-Point		F-Throws		Rebounds				Scoring						
				FG-FGA	FG%	3FG-FGA	3FG%	FT-FTA	FT%	OFF	DEF	TOT	AVG	PF-FO	AST	TO	BLK	STL	PTS	AVG
2017-18	UK	30-17	601/20.0	52-136	.382	13-48	.271	23-30	.767	45	65	110	3.7	61-2	20	45	14	20	140	4.7
2018-19	UK	31-28	754/24.3	52-157	.331	11-55	.200	18-32	.563	62	90	152	4.9	62-0	34	40	29	33	133	4.3
2019-20	UK	26-23	758/29.1	67-137	.489	23-55	.418	11-22	.500	50	72	122	4.7	49-0	34	34	42	23	168	6.5
2020-21	UK	19-19	585/30.8	49-111	.441	16-41	.390	17-24	.708	39	54	93	4.9	47-0	27	22	15	19	131	6.9
TOTAL		106-87	2698/25.5	220-541	.407	63-199	.317	69-108	.639	196	281	477	4.5	219-2	115	141	100	95	572	5.4

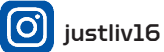


OLIVIA OWENS

#00 • CENTER • RS-SOPH • 6-4

ALBANY, N.Y./NISKAYUNA HS/MARYLAND

A five-star center and one of the best post prospects in the nation coming out of high school that will add elite size and strength in the post to the UK roster ... Transfers to Kentucky after two seasons at Maryland where she sat out her sophomore season due to medical issues ... Was a decorated player in high school and should make an immediate impact on the team when eligible ... Has received a waiver from the NCAA to play immediately and will compete for UK in 2020-21.



2020-21 (REDSHIRT SOPHOMORE)

Made her Kentucky debut in season opener against Murray State, leading the team with nine rebounds and scoring seven points ... Scored a career-high 10 points against Marshall, going 4-of-6 from the field, grabbing five rebounds ... Flirted with a double-double against Wofford, scoring 10 points on 4-of-7 shooting, while also grabbing nine boards (four offensive, five defensive) and dishing out one assist ... Helped out off the bench against then-No. 10 Arkansas, recording nine points on 4-of-7 shooting.

EXTRA STATS ...		
	20-21	Career
10+ Points	2	2
15+ Points	0	0
20+ Points	0	0
25+ Points	0	0
30+ Points	0	0
35+ Points	0	0
40+ Points	0	0
Made 3+ 3FG	0	0
10+ Rebs	0	0
Double-dbls	0	0
3+ Assists	0	0
2+ Steals	0	0
Led UK in Pts	0	0
Led UK in Rebs	3	3
Led UK in Asts	0	0
Led UK in Stls	0	0
Led UK in Blks	2	2

CAREER HIGHS	
POINTS:	10(2x) LAST VS. WOFFORD, 12/19/20
FGM:	4(3x) LAST VS. ARKANSAS, 12/31/20
FGA:	7(3x) LAST AT TENNESSEE, 01/24/21
FTM:	3 VS. SAMFORD, 12/13/20
FTA:	4 VS. SAMFORD, 12/13/20
3FGM:	-
3FGA:	1(2x) LAST VS. SOUTH CAROLINA, 1/10/21
O-REBOUNDS:	4 VS. WOFFORD, 12/19/20
D-REBOUNDS:	8 VS. MURRAY STATE, 11/25/20
TOTAL REBOUNDS:	9(2x) LAST VS. WOFFORD, 12/19/20
ASSISTS:	1(6x) LAST VS. VANDERBILT, 01/17/21
BLOCKS:	2 VS. BELMONT, 11/29/20
STEALS:	1(3x) LAST VS. SOUTH CAROLINA, 1/10/21
MINUTES:	21(2x) LAST AT MISSISSIPPI STATE, 1/3/21

SEASON HIGHS	
POINTS:	10(2x) LAST VS. WOFFORD, 12/19/20
FGM:	4(3x) LAST VS. ARKANSAS, 12/31/20
FGA:	7(3x) LAST AT TENNESSEE, 01/24/21
FTM:	3 VS. SAMFORD, 12/13/20
FTA:	4 VS. SAMFORD, 12/13/20
3FGM:	-
3FGA:	1(2x) LAST VS. SOUTH CAROLINA, 1/10/21
O-REBOUNDS:	4 VS. WOFFORD, 12/19/20
D-REBOUNDS:	8 VS. MURRAY STATE, 11/25/20
TOTAL REBOUNDS:	9(2x) LAST VS. WOFFORD, 12/19/20
ASSISTS:	1(5x) LAST VS. VANDERBILT, 01/17/21
BLOCKS:	2 VS. BELMONT, 11/29/20
STEALS:	1 VS. SOUTH CAROLINA, 1/10/21
MINUTES:	21(2x) LAST AT MISSISSIPPI STATE, 1/3/21

SEASON	TEAM	GP-GS	MIN/AVG	Field Goals		3-Point		F-Throws		Rebounds				Scoring						
				FG-FGA	FG%	3FG-FGA	3FG%	FT-FTA	FT%	OFF	DEF	TOT	AVG	PF-FO	AST	TO	BLK	STL	PTS	AVG
2018-19	MD	16-0	67/4.2	11-20	.550	0-0	.000	2-5	.400	8	12	20	1.3	24-1	1	8	2	2	24	1.5
2020-21	UK	20-5	267/13.3	37-79	.468	0-3	.000	15-26	.577	16	44	60	3.0	40-1	5	32	4	1	89	4.5
TOTAL FOR UK		20-5	267/13.3	37-79	.468	0-3	.000	15-26	.577	16	44	60	3.0	40-1	5	32	4	1	89	4.5
TOTAL		36-5	334/9.3	48-99	.485	0-3	.000	17-31	.548	24	56	80	2.2	64-2	6	40	6	3	113	3.1



CHASITY PATTERSON

#15 • GUARD • SR • 5-5

HOUSTON, TEXAS/NORTH SHORE/TEXAS

chazzthereal

chazzthereal15

The top ranked point guard in the class of 2017 according to ESPN.com and the Big 12 Preseason Freshman of the Year at Texas in 2017-18 ... Elite guard who can score multiple ways and also defend ... Fast and explosive on both ends of the court ... Sat out the spring and fall semesters of 2019 and played her first game at UK vs. Cal ... Joined the team in December 2018 and practiced with the team in the spring of 2019 ... Busted onto the scene last year as the SEC 6th Player of the Year by league coaches after playing in 19 games and averaging 11.5 points per game while hitting 44.4 percent from the field and 30.7 percent from long range ... Went 37-of-44 from the free-throw line ... Had 25 steals and 29 assists during the year ... Scored 10 or more points in 10 games, 15 or more in six games, 20 or more in three games and two games of 25 or more ... Had two or more steals in seven games and led UK in steals five times ... Led UK in scoring twice and in assists five times ... Saw her first career playing time for the Wildcats at Cal, coming off the bench to play 24 minutes, scoring nine points and leading the team with four steals... Scored 15 points at South Carolina and led UK with two assists and three steals ... Scored a career-best 32 points at Arkansas on 11-of-17 FG and 5-of-7 3FG, adding four rebounds.

EXTRA STATS ...

	20-21	Career
10+ Points	15	26
15+ Points	7	13
20+ Points	3	6
25+ Points	1	3
30+ Points	1	2
10+ Rebs	-	-
Made 3+ 3FG	4	6
Double-dbls	1	1
3+ Assists	11	15
2+ Steals	14	21
Led UK in Pts	5	7
Led UK in Rebs	-	1
Led UK in Asts	7	12
Led UK in Stls	13	17
Led UK in Blks	-	2

2020-21 (SENIOR)

In the season opener against Murray State, Patterson scored a game-high 30 points on 8-of-13 shooting, 2-of-4 3FG and 12-of-13 FT, while also recording a career-high six rebounds and eight steals ... Became the first UK player since A'dia Mathies in November 2011 to record eight or more steals in a game ... Played for 38 minutes against Belmont, scoring 10 points on 5-of-12 shooting, while forcing three steals and dishing out two assists... At Kansas State, scored 11 points on 5-of-11 shooting and dished out two assists ... Produced a solid stat line on the floor against then-No. 13 Indiana, scoring 13 points on 5-of-12 shooting and 1-of-1 from long range, while also grabbing a career-high seven rebounds and dishing out a career-high six assists, forcing two steals ... Led Kentucky in scoring vs. Samford, earning 16 points on 6-of-10 shooting and three 3-pointers, while also recording seven steals and earning four assists ... Led Kentucky in scoring at DePaul, scoring 22 points on 8-of-16 shooting, including two 3-pointers, and forced eight steals and dished out three assists ... Earned the first double-double of her career on 17 points and 10 steals, also dishing out four assists, against Wofford ... Patterson is the second player in program history to record 10 or more steals in a game. Leslie Nichols holds the program record with 11 steals vs. UofL on Feb. 14, 1986 ... Patterson and Nichols are also the only players in school history to record eight or more steals in three or more games in a season. Nichols accomplished the feat during the 1985-86 season ... Scored 12 points against then-No. 5 South Carolina, adding four assists and two steals ... Flirted with a triple-double against Vanderbilt, scoring 16 points on 7-of-12 shooting, adding seven rebounds and seven assists ... Scored seven points at Auburn, but added five assists, four steals and three rebounds ... Named to 2021 Naismith Women's Defensive Player of the Year Watch list on Jan. 26, while leading the nation with 60 steals at the time ... Played for 29 minutes against Tennessee at Rupp Arena, scoring 21 points on 9-of-16 shooting and 3-of-5 from long range, adding five rebounds ... Scored 13 points on 5-of-8 shooting and 3-of-4 from long range, adding three steals, at Florida.

CAREER HIGHS

POINTS:	32 AT ARKANSAS, 2/9/20
FGM:	11 AT ARKANSAS, 2/9/20
FGA:	19 VS. FLORIDA, 2/2/20
FTM:	12 VS. MURRAY STATE, 11/25/20
FTA:	13 VS. MURRAY STATE, 11/25/20
3FGM:	5 AT ARKANSAS, 2/9/20
3FGA:	8(2X) LAST AT TENNESSEE, 01/24/21
O-REBOUNDS:	3(2X) LAST VS. MURRAY STATE, 11/25/20
D-REBOUNDS:	6 VS. VANDERBILT, 01/17/21
TOTAL REBOUNDS:	7(2X) LAST VS. VANDERBILT, 01/17/21
ASSISTS:	7 VS. VANDERBILT, 01/17/21
BLOCKS:	1(6X) VS. SOUTH CAROLINA, 01/10/21
STEALS:	10 VS. WOFFORD, 12/19/20
MINUTES:	38 VS. BELMONT, 11/29/20

SEASON HIGHS

POINTS:	30 VS. MURRAY STATE, 11/25/20
FGM:	9 VS. TENNESSEE, 02/11/21
FGA:	16(2X) LAST VS. TENNESSEE, 02/11/21
FTM:	12 VS. MURRAY STATE, 11/25/20
FTA:	13 VS. MURRAY STATE, 11/25/20
3FGM:	3(3X) LAST AT FLORIDA, 02/15/21
3FGA:	8 AT TENNESSEE, 01/24/21
O-REBOUNDS:	3 VS. MURRAY STATE, 11/25/20
D-REBOUNDS:	6 VS. VANDERBILT, 01/17/21
TOTAL REBOUNDS:	7(2X) LAST VS. VANDERBILT, 01/17/21
ASSISTS:	7 VS. VANDERBILT, 01/17/21
BLOCKS:	1 VS. SOUTH CAROLINA, 01/10/21
STEALS:	10 VS. WOFFORD, 12/19/20
MINUTES:	38 VS. BELMONT, 11/29/20

SEASON	TEAM	GP-GS	MIN/AVG	Field Goals		3-Point		F-Throws		Rebounds				Scoring						
				FG-FGA	FG%	3FG-FGA	3FG%	FT-FTA	FT%	OFF	DEF	TOT	AVG	PF-FO	AST	TO	BLK	STL	PTS	AVG
2017-18	UT	24-0	182/7.6	25-61	.410	6-27	.222	11-17	.647	2	26	28	1.2	19-0	15	14	3	5	67	2.8
2018-19	UT	1-0	9/9.0	2-4	.500	1-2	.500	1-2	.500	0	2	2	2.0	0-0	1	0	0	1	6	6.0
2019-20	UK	19-0	367/19.3	79-178	.444	23-75	.307	37-44	.841	11	30	41	2.2	38-0	29	31	2	25	218	11.5
2020-21	UK	20-20	560/28.0	101-205	.493	28-78	.359	31-38	.816	21	32	53	2.7	33-1	59	23	1	67	261	13.1
TOTAL FOR UK		39-20	927/23.8	180-383	.470	51-153	.333	68-82	.829	32	62	94	2.4	71-1	88	54	3	92	479	12.3
TOTAL		64-20	1118/17.5	207-448	.462	58-182	.319	80-101	.792	34	90	124	1.9	90-1	104	68	6	98	552	8.6



KAMERON ROACH

#23 • GUARD • RS-JR • 5-6

HOPKINS, S.C./LOWER RICHLAND HS

Physical guard that has great court vision and a skilled passer ... Tore her Achilles towards the end of 2018-19 and missed the 2019-20 season still recovering ... Is healthy and motivated to have a strong season as she should add much-needed depth at the point guard position.

2020-21 (REDSHIRT JUNIOR)



EXTRA STATS ...

	20-21	Career
10+ Points	-	-
15+ Points	-	-
20+ Points	-	-
Made 3+ 3FG	-	-
10+ Rebs	-	-
Double-dbls	-	-
3+ Assists	-	1
2+ Steals	-	-
Led UK in Pts	-	-
Led UK in Rebs	-	-
Led UK in Asts	-	1
Led UK in Stls	-	1
Led UK in Blks	-	1

CAREER HIGHS

POINTS:	6 vs. SACRAMENTO ST., 11/10/17
FGM:	2(4x) LAST vs. SAMFORD, 12/13/20
FGA:	6(2x) LAST vs. ALABAMA ST., 11/07/18
FTM:	4 vs. SACRAMENTO ST., 11/10/17
FTA:	4 vs. SACRAMENTO ST., 11/10/17
3FGM:	1(3x) LAST vs. SAMFORD, 12/13/20
3FGA:	2(2x) LAST vs. ALABAMA ST., 11/07/18
O-REBOUNDS:	2 vs. ALABAMA ST., 11/07/18
D-REBOUNDS:	2(3x) LAST vs. ALABAMA ST., 11/07/18
TOTAL REBOUNDS:	4 vs. ALABAMA ST., 11/07/18
ASSISTS:	3 vs. SACRAMENTO ST., 11/10/17
BLOCKS:	1 vs. SACRAMENTO ST., 11/10/17
STEALS:	3 vs. ALABAMA ST., 11/07/18
MINUTES:	16 vs. SACRAMENTO ST., 11/10/17

SEASON HIGHS

POINTS:	3 vs. MARSHALL, 12/09/20
FGM:	2 vs. SAMFORD, 12/13/20
FGA:	3(2x) LAST vs. WOFFORD, 12/19/20
FTM:	-
FTA:	-
3FGM:	1(2x) LAST vs. SAMFORD, 12/13/20
3FGA:	1(2x) LAST vs. SAMFORD, 12/13/20
O-REBOUNDS:	1 vs. SAMFORD, 12/13/20
D-REBOUNDS:	1(2x) LAST vs. MARSHALL, 12/09/20
TOTAL REBOUNDS:	1(3x) LAST vs. SAMFORD, 12/13/20
ASSISTS:	2(2x) LAST AT DEPAUL, 12/16/20
BLOCKS:	-
STEALS:	-
MINUTES:	12 vs. SAMFORD, 12/13/20

SEASON	TEAM	GP-GS	MIN/AVG	Field Goals		3-Point		F-Throws		Rebounds				Scoring						
				FG-FGA	FG%	3FG-FGA	3FG%	FT-FTA	FT%	OFF	DEF	TOT	AVG	PF-FO	AST	TO	BLK	STL	PTS	AVG
2017-18	UK	15-0	109/7.3	10-26	.385	0-4	.000	4-4	1.000	1	6	7	0.5	13-0	4	15	1	3	24	1.6
2018-19	UK	13-0	54/4.2	4-19	.211	1-2	.500	1-2	.500	5	5	10	0.8	8-0	5	7	0	5	10	0.8
2020-21	UK	5-0	46/9.2	4-7	.571	2-2	1.000	0-0	.000	1	2	3	0.6	4-0	6	5	0	0	10	2.0
TOTAL		33-0	209/6.3	18-52	.346	3-8	.375	5-6	.833	7	13	20	0.6	25-0	15	27	1	8	44	1.3



ERIN TOLLER

#20 • GUARD • FR • 5-7

LOUISVILLE, KY./SACRED HEART ACADEMY

A talented point guard who is a floor general at the position and can score in a variety of ways ... Healthy after a few injuries in high school and is expected to make an impact on the team this season ... Chose Kentucky over Tennessee, WKU and Xavier.

2020-21 (FRESHMAN)

In collegiate debut against Murray State, Toller scored six points and rallied three steals in just nine minutes.



EXTRA STATS ...

	20-21	Career
10+ Points	0	0
15+ Points	0	0
20+ Points	0	0
25+ Points	0	0
30+ Points	0	0
35+ Points	0	0
40+ Points	0	0
Made 3+ 3FG	0	0
10+ Rebs	0	0
Double-dbls	0	0
3+ Assists	0	0
2+ Steals	1	1
Led UK in Pts	0	0
Led UK in Rebs	0	0
Led UK in Asts	0	0
Led UK in Stls	0	0
Led UK in Blks	0	0

CAREER HIGHS

POINTS:	6 vs. MURRAY STATE, 11/25/20
FGM:	2 vs. MURRAY STATE, 11/25/20
FGA:	5 vs. MURRAY STATE, 11/25/20
FTM:	1(2x) LAST vs. MARSHALL, 12/09/20
FTA:	2(2x) LAST vs. MARSHALL, 12/09/20
3FGM:	1 vs. MURRAY STATE, 11/25/20
3FGA:	3 vs. MURRAY STATE, 11/25/20
O-REBOUNDS:	-
D-REBOUNDS:	1(2x) LAST vs. WOFFORD, 12/19/20
TOTAL REBOUNDS:	1(2x) LAST vs. WOFFORD, 12/19/20
ASSISTS:	-
BLOCKS:	-
STEALS:	3 vs. MURRAY STATE, 11/25/20
MINUTES:	9 vs. MURRAY STATE, 11/25/20

SEASON HIGHS

POINTS:	6 vs. MURRAY STATE, 11/25/20
FGM:	2 vs. MURRAY STATE, 11/25/20
FGA:	5 vs. MURRAY STATE, 11/25/20
FTM:	1(2x) LAST vs. MARSHALL, 12/09/20
FTA:	2(2x) LAST vs. MARSHALL, 12/09/20
3FGM:	1 vs. MURRAY STATE, 11/25/20
3FGA:	3 vs. MURRAY STATE, 11/25/20
O-REBOUNDS:	-
D-REBOUNDS:	1(2x) LAST vs. WOFFORD, 12/19/20
TOTAL REBOUNDS:	1(2x) LAST vs. WOFFORD, 12/19/20
ASSISTS:	-
BLOCKS:	-
STEALS:	3 vs. MURRAY STATE, 11/25/20
MINUTES:	9 vs. MURRAY STATE, 11/25/20

SEASON	TEAM	GP-GS	MIN/AVG	Field Goals		3-Point		F-Throws		Rebounds				Scoring						
				FG-FGA	FG%	3FG-FGA	3FG%	FT-FTA	FT%	OFF	DEF	TOT	AVG	PF-FO	AST	TO	BLK	STL	PTS	AVG
2020-21	UK	5-0	25/4.9	4-9	.444	1-5	.200	2-4	.500	0	2	2	0.4	5-0	0	8	0	3	11	2.2
TOTAL		5-0	25/4.9	4-9	.444	1-5	.200	2-4	.500	0	2	2	0.4	5-0	0	8	0	3	11	2.2



TATYANA WYATT

#14 • FORWARD • SR • 6-2

COLUMBUS, GA./COLUMBUS HS

Averaged 6.3 points and 3.7 rebounds per game hitting 39.4 percent from the floor with nine 3s in 2019-20 ... Also had 10 blocks and seven steals ... Scored 10 or more points in five games while she led UK in rebounding six time and in blocks three times ... Scored a season-high 14 points vs. Tennessee in the SEC Tournament quarterfinals, going 7-of-10 from the field and grabbing three rebounds ... Figures to have a breakout senior season with more help in the post and time to rest a lingering foot issue this offseason.

taty.wyatt14

tot_tot14

2020-21 (SENIOR)

Made her first start this season against Alabama at Rupp Arena, scoring a season-high nine points on 3-of-4 shooting and 3-of-4 from the line, adding one assists, one block and one rebound ... Played a season-high 21 minutes against Tennessee at Rupp Arena, scoring seven points, including one 3-pointer, and grabbing seven boards ... Contributed a solid eight points at Florida on 3-of-5 shooting and 2-of-2 from the line, while adding five rebounds.

EXTRA STATS ...

	20-21	Career
10+ Points	-	20
15+ Points	-	3
20+ Points	-	1
Made 3+ 3FG	-	1
10+ Rebs	-	2
Double-dbls	-	1
3+ Assists	-	-
2+ Steals	-	6
Led UK in Pts	-	2
Led UK in Rebs	1	14
Led UK in Asts	-	-
Led UK in Stls	-	1
Led UK in Blks	1	14

CAREER HIGHS

POINTS:	20 vs. EVANSVILLE, 12/05/17
FGM:	8(2x) LAST vs. WCU, 12/18/18
FGA:	15 vs. MISSOURI, 03/08/19
FTM:	5(2x) LAST AT GEORGIA, 03/03/19
FTA:	8 vs. MTSU, 12/15/18
3FGM:	3 vs. ARKANSAS, 02/15/18
3FGA:	4 AT MIAMI, 12/10/17
O-REBOUNDS:	8 vs. EVANSVILLE, 12/05/17
D-REBOUNDS:	6(3x) LAST vs. MISSISSIPPI STATE, 2/16/20
TOTAL REBOUNDS:	10(2x) LAST vs. STETSON, 11/13/19
ASSISTS:	2(2x) LAST AT LOUISVILLE, 12/10/18
BLOCKS:	3 vs. TENNESSEE TECH, 12/03/17
STEALS:	3 AT CAL, 12/21/19
MINUTES:	33(2x) vs. MISSOURI, 03/08/19

SEASON HIGHS

POINTS:	9 vs. ALABAMA, 01/28/21
FGM:	3(3x) LAST AT FLORIDA, 02/15/21
FGA:	7 vs. TENNESSEE, 02/11/21
FTM:	3(2x) LAST vs. ALABAMA, 01/28/21
FTA:	4(2x) LAST vs. ALABAMA, 01/28/21
3FGM:	1(2x) LAST vs. TENNESSEE, 02/11/21
3FGA:	2 vs. TENNESSEE, 02/11/21
O-REBOUNDS:	2(2x) LAST AT FLORIDA, 02/15/21
D-REBOUNDS:	5 vs. TENNESSEE, 02/11/21
TOTAL REBOUNDS:	7 vs. TENNESSEE, 02/11/21
ASSISTS:	1(4x) LAST vs. TENNESSEE, 02/11/21
BLOCKS:	1(2x) LAST vs. MISSOURI, 01/31/21
STEALS:	1(2x) LAST vs. MARSHALL, 12/09/20
MINUTES:	21 vs. TENNESSEE, 02/11/21

SEASON	TEAM	GP-GS	MIN/AVG	Field Goals		3-Point		F-Throws		Rebounds				Scoring						
				FG-FGA	FG%	3FG-FGA	3FG%	FT-FTA	FT%	OFF	DEF	TOT	AVG	PF-FO	AST	TO	BLK	STL	PTS	AVG
2017-18	UK	24-4	404/16.8	57-135	.422	15-46	.326	30-43	.698	35	48	83	3.5	49-1	7	21	8	8	159	6.6
2018-19	UK	32-32	646/20.2	82-202	.406	9-32	.281	48-72	.667	49	73	122	3.8	99-3	5	38	17	16	221	6.9
2019-20	UK	29-20	495/17.1	65-165	.394	9-24	.375	20-37	.541	40	67	107	3.7	73-3	6	33	10	7	159	5.5
2020-21	UK	15-5	194/12.9	17-38	.447	2-5	.400	9-15	.600	10	24	34	2.3	11-0	4	5	2	2	45	3.0
TOTAL		100-61	1738/17.4	221-540	.409	35-107	.327	107-167	.641	134	212	346	3.5	232-7	22	97	37	33	584	5.8

2020-21 GAME REVIEWS

#11 Kentucky 86, MURRAY STATE 60 - FINAL

Nov. 25, 2020 • Lexington, Ky. (Memorial Coliseum)



Table 1: Game statistics for #11 Kentucky 86 vs Murray State 60. Includes player stats (Points, Rebounds, Assists) and team totals.

#11 Kentucky 70, BELMONT 50 - FINAL

Nov. 29, 2020 • Lexington, Ky. (Memorial Coliseum)



Table 2: Game statistics for #11 Kentucky 70 vs Belmont 50. Includes player stats (Points, Rebounds, Assists) and team totals.

#11 Kentucky 60, KANSAS STATE 49 - FINAL

Dec. 6, 2020 • Manhattan, Kan. (Bramlage Coliseum)



Table 3: Game statistics for #11 Kentucky 60 vs Kansas State 49. Includes player stats (Points, Rebounds, Assists) and team totals.

#11 Kentucky 85

Table 4: Detailed player statistics for #11 Kentucky 85. Columns include player name, minutes, points, rebounds, assists, steals, blocks, and shooting percentages.

#9 Kentucky 70

Table 5: Detailed player statistics for #9 Kentucky 70. Columns include player name, minutes, points, rebounds, assists, steals, blocks, and shooting percentages.

#11 Kentucky 49

Table 6: Detailed player statistics for #11 Kentucky 49. Columns include player name, minutes, points, rebounds, assists, steals, blocks, and shooting percentages.

Table 7: Summary statistics for #11 Kentucky 85, including MU and UK points, turnovers, and leads.

Table 8: Summary statistics for #9 Kentucky 70, including MU and UK points, turnovers, and leads.

Table 9: Summary statistics for #11 Kentucky 49, including UK and KS points, turnovers, and leads.

#11 Kentucky 72, #13 INDIANA 68 - FINAL

Dec. 6, 2020 • Lexington, Ky. (Memorial Coliseum)



Table 10: Game statistics for #11 Kentucky 72 vs #13 Indiana 68. Includes player stats (Points, Rebounds, Assists) and team totals.

#9 Kentucky 79, MARSHALL 45 - FINAL

Dec. 9, 2020 • Lexington, Ky. (Memorial Coliseum)



Table 11: Game statistics for #9 Kentucky 79 vs Marshall 45. Includes player stats (Points, Rebounds, Assists) and team totals.

#9 Kentucky 88, SAMFORD 54 - FINAL

Dec. 13, 2020 • Lexington, Ky. (Memorial Coliseum)



Table 12: Game statistics for #9 Kentucky 88 vs Samford 54. Includes player stats (Points, Rebounds, Assists) and team totals.

Table 13: Detailed player statistics for #11 Kentucky 72. Columns include player name, minutes, points, rebounds, assists, steals, blocks, and shooting percentages.

Table 14: Detailed player statistics for #9 Kentucky 79. Columns include player name, minutes, points, rebounds, assists, steals, blocks, and shooting percentages.

Table 15: Detailed player statistics for #9 Kentucky 88. Columns include player name, minutes, points, rebounds, assists, steals, blocks, and shooting percentages.

Table 16: Summary statistics for #11 Kentucky 72, including MU and UK points, turnovers, and leads.

Table 17: Summary statistics for #9 Kentucky 79, including MU and UK points, turnovers, and leads.

Table 18: Summary statistics for #9 Kentucky 88, including SAM and UK points, turnovers, and leads.

#9 Kentucky 82, #24 DePaul 86 - FINAL

Dec. 16, 2020 • Chicago, Ill. (Wintrust Arena)



Table 19: Game statistics for #9 Kentucky 82 vs #24 DePaul 86. Includes player stats (Points, Rebounds, Assists) and team totals.

#13 Kentucky 98, WOFFORD 37 - FINAL

Dec. 19, 2020 • Lexington, Ky. (Memorial Coliseum)



Table 20: Game statistics for #13 Kentucky 98 vs Wofford 37. Includes player stats (Points, Rebounds, Assists) and team totals.

#13 Kentucky 75, #10 ARKANSAS 64 - FINAL

Dec. 31, 2020 • Lexington, Ky. (Memorial Coliseum)



Table 21: Game statistics for #13 Kentucky 75 vs #10 Arkansas 64. Includes player stats (Points, Rebounds, Assists) and team totals.

Table 22: Detailed player statistics for #9 Kentucky 82. Columns include player name, minutes, points, rebounds, assists, steals, blocks, and shooting percentages.

Table 23: Detailed player statistics for #13 Kentucky 98. Columns include player name, minutes, points, rebounds, assists, steals, blocks, and shooting percentages.

Table 24: Detailed player statistics for #13 Kentucky 75. Columns include player name, minutes, points, rebounds, assists, steals, blocks, and shooting percentages.

Table 25: Summary statistics for #9 Kentucky 82, including KENT and DePaul points, turnovers, and leads.

Table 26: Summary statistics for #13 Kentucky 98, including WOF and UK points, turnovers, and leads.

Table 27: Summary statistics for #13 Kentucky 75, including ARK and UK points, turnovers, and leads.



2020-21 GAME REVIEWS

10 #13 Kentucky 92, #12 Miss. State 86- FINAL/OT Jan. 3, 2021 • Starkville, Miss. (Humphrey Coliseum)

11 #10 Kentucky 60, #8 Texas A&M 77- FINAL Jan. 7, 2021 • College Station, Texas (Red Arena)

12 #10 Kentucky 70, #5 South Carolina 75- FINAL Jan. 10, 2021 • Lexington, Ky. (Memorial Coliseum)

Game 12:00 PM, Kentucky at Mississippi State. Box score table with columns for NO. Name, Min, FG, 3P, FT, Rebounds, Fouls, TP, AS, TS, BS, Blocks, +/-, and Shooting By Period.

Game 7:00 PM, Kentucky at Texas A&M. Box score table with columns for NO. Name, Min, FG, 3P, FT, Rebounds, Fouls, TP, AS, TS, BS, Blocks, +/-, and Shooting By Period.

Game 2:00 PM, Kentucky at South Carolina. Box score table with columns for NO. Name, Min, FG, 3P, FT, Rebounds, Fouls, TP, AS, TS, BS, Blocks, +/-, and Shooting By Period.

Summary statistics for game 10, including points from, turnovers, and team lead.

Summary statistics for game 11, including points from, turnovers, and team lead.

Summary statistics for game 12, including points from, turnovers, and team lead.

13 #12 Kentucky 80, Vanderbilt 73- FINAL Jan. 17, 2021 • Lexington, Ky. (Memorial Coliseum)

14 #12 Kentucky 76, Auburn 71- FINAL Jan. 21, 2021 • Auburn, Ala. (Auburn Arena)

15 #12 Kentucky 53, #25 Tennessee 70- FINAL Jan. 24, 2021 • Knoxville, Tenn. (Thompson-Boling Arena)

Game 1:00 PM, Kentucky at Vanderbilt. Box score table with columns for NO. Name, Min, FG, 3P, FT, Rebounds, Fouls, TP, AS, TS, BS, Blocks, +/-, and Shooting By Period.

Game 7:00 PM, Kentucky at Auburn. Box score table with columns for NO. Name, Min, FG, 3P, FT, Rebounds, Fouls, TP, AS, TS, BS, Blocks, +/-, and Shooting By Period.

Game 2:00 PM, Kentucky at Tennessee. Box score table with columns for NO. Name, Min, FG, 3P, FT, Rebounds, Fouls, TP, AS, TS, BS, Blocks, +/-, and Shooting By Period.

Summary statistics for game 13, including points from, turnovers, and team lead.

Summary statistics for game 14, including points from, turnovers, and team lead.

Summary statistics for game 15, including points from, turnovers, and team lead.

16 #15 Kentucky 81, Alabama 68- FINAL Jan. 28, 2021 • Lexington, Ky. (Rupp Arena)

17 #15 Kentucky 61, Missouri 55- FINAL Jan. 31, 2021 • Lexington, Ky. (Memorial Coliseum)

18 #15 Kentucky 60, Ole Miss 72- FINAL Feb. 4, 2021 • Oxford, Miss. (The Pavilion at Ole Miss)

Game 6:00 PM, Kentucky at Alabama. Box score table with columns for NO. Name, Min, FG, 3P, FT, Rebounds, Fouls, TP, AS, TS, BS, Blocks, +/-, and Shooting By Period.

Game 7:00 PM, Kentucky at Missouri. Box score table with columns for NO. Name, Min, FG, 3P, FT, Rebounds, Fouls, TP, AS, TS, BS, Blocks, +/-, and Shooting By Period.

Game 6:00 PM, Kentucky at Ole Miss. Box score table with columns for NO. Name, Min, FG, 3P, FT, Rebounds, Fouls, TP, AS, TS, BS, Blocks, +/-, and Shooting By Period.

Summary statistics for game 16, including points from, turnovers, and team lead.

Summary statistics for game 17, including points from, turnovers, and team lead.

Summary statistics for game 18, including points from, turnovers, and team lead.



2020-21 Kentucky Women's Basketball Combined Team Statistics All games

Game Records

Record	Overall	Home	Away	Neutral
ALL GAMES	15-5	11-1	4-4	0-0
CONFERENCE	8-4	5-1	3-3	0-0
NON-CONFERENCE	7-1	6-0	1-1	0-0

Score by Periods

Team	1st	2nd	3rd	4th	OT	TOT
Kentucky	360	369	366	393	14	1502
Opponents	297	300	353	338	8	1296

Team Box Score

No.	Player	Total			3-Point		F-Throw		Rebounds				Other				PTS	AVG				
		GP-GS	MIN	AVG	FG-FGA	FG%	3FG-FGA	3FG%	FT-FTA	FT%	OFF	DEF	TOT	AVG	PF	DQ			A	TO	BLK	STL
10	HOWARD, Rhyne	17-17	59:51	34.9	119-266	.447	38-107	.355	59-76	.776	37	86	123	7.2	48	0	64	39	11	36	335	19.7
15	PATTERSON, Chasity	20-20	55:32	28.0	101-205	.493	28-78	.359	31-38	.816	21	32	53	2.7	33	1	59	23	1	67	261	13.1
44	EDWARDS, Dre'Una	20-11	41:50	21.0	87-179	.486	8-21	.381	30-48	.625	42	93	135	6.8	52	0	30	37	21	18	212	10.6
01	BENTON, Robyn	19-0	37:07	19.9	56-138	.406	23-69	.333	25-32	.781	17	34	51	2.7	27	0	24	24	6	19	160	8.4
5	GREEN, Blair	20-18	46:25	23.0	54-124	.435	19-54	.352	15-18	.833	9	27	36	1.8	20	0	26	18	6	9	142	7.1
3	MCKINNEY, KeKe	19-19	58:36	30.8	49-111	.441	16-41	.390	17-24	.708	39	54	93	4.9	47	0	27	22	15	19	131	6.9
13	MASSENGILL, Jazmine	12-2	25:25	21.0	23-60	.383	9-23	.391	4-7	.571	5	22	27	2.3	18	0	38	12	7	11	59	4.9
00	OWENS, Olivia	20-5	26:35	13.3	37-79	.468	0-3	.000	15-26	.577	16	44	60	3.0	40	1	5	32	4	1	89	4.5
12	HUNT, Treasure	9-1	11:20	12.5	12-41	.293	5-22	.227	4-6	.667	7	10	17	1.9	8	0	6	9	2	1	33	3.7
14	WYATT, Tatyana	15-5	19:30	12.9	17-38	.447	2-5	.400	9-15	.600	10	24	34	2.3	11	0	4	5	2	2	45	3.0
20	TOLLER, Erin	5-0	24:40	4.9	4-9	.444	1-5	.200	2-4	.500	0	2	2	0.4	5	0	0	8	0	3	11	2.2
23	ROACH, Kameron	5-0	45:51	9.2	4-7	.571	2-2	1.000	0-0	.000	1	2	3	0.6	4	0	6	5	0	0	10	2.0
21	LEVERETTER, Nyah	11-0	91:26	8.3	5-14	.357	0-0	.000	4-9	.444	14	12	26	2.4	12	0	1	4	3	0	14	1.3
34	KING, Emma	4-2	42:52	10.7	0-11	.000	0-4	.000	0-0	.000	0	5	5	1.3	5	0	5	3	0	2	0	0.0
Team											29	38	67					8				
Total		20	4025		568-1282	.443	151-434	.348	215-303	.710	247	485	732	36.6	330	2	295	249	78	188	1502	75.1
Opponents		20	4025		487-1182	.412	95-320	.297	227-342	.664	251	484	735	36.8	291	4	228	329	63	105	1296	64.8

Team Statistics

	UK	OPP
Scoring	1502	1296
Points per game	75.1	64.8
Scoring margin	+10.3	-
Field goals-att	568-1282	487-1182
Field goal pct	.443	.412
3 point fg-att	151-434	95-320
3-point FG pct	.348	.297
3-pt FG made per game	7.6	4.8
Free throws-att	215-303	227-342
Free throw pct	.710	.664
F-Throws made per game	10.8	11.4
Rebounds	732	735
Rebounds per game	36.6	36.8
Rebounding margin	-0.2	-
Assists	295	228
Assists per game	14.8	11.4
Turnovers	249	329
Turnovers per game	12.5	16.5
Turnover margin	+4.0	-
Assist/turnover ratio	1.2	0.7
Steals	188	105
Steals per game	9.4	5.3
Blocks	78	63
Blocks per game	3.9	3.2
Winning streak	2	-
Home win streak	4	-
Attendance	15216	7016
Home games-Avg/Game	12-1268	8-877
Neutral site-Avg/Game	-	0-0

Team Results

Date	Opponent	Score	Att.
11/25/2020	Murray St.	W 86-60	1200
11/29/2020	Belmont	W 70-50	1200
12/03/2020	at Kansas St.	W 60-49	502
12/06/2020	Indiana	W 72-68	1200
12/09/2020	Marshall	W 79-45	1200
12/13/2020	Samford	W 88-54	1200
12/16/2020	at DePaul	L 82-86	0
12/19/2020	Wofford	W 98-37	1200
12/31/2020	Arkansas	W 75-64	1200
01/03/2021	at Mississippi St.	Wot 92-86	1000
01/07/2021	at Texas A&M	L 60-77	824
01/10/2021	South Carolina	L 70-75	1200
01/17/2021	Vanderbilt	W 80-73	1200
01/21/2021	at Auburn	W 76-71	578
01/24/2021	at Tennessee	L 53-70	2609
01/28/2021	Alabama	W 81-68	1533
01/31/2021	Missouri	W 61-55	1200
02/04/2021	at Ole Miss	L 60-72	844
02/11/2021	Tennessee	W 71-56	1683
02/15/2021	at Florida	W 88-80	659



2020-21 Kentucky Women's Basketball Combined Team Statistics In Conference games

Game Records

Record	Overall	Home	Away	Neutral
ALL GAMES	8-4	5-1	3-3	0-0
CONFERENCE	8-4	5-1	3-3	0-0
NON-CONFERENCE	0-0	0-0	0-0	0-0

Score by Periods

Team	1st	2nd	3rd	4th	OT	TOT
Kentucky	202	220	201	230	14	867
Opponents	188	194	233	224	8	847

Team Box Score

No.	Player				Total		3-Point		F-Throw		Rebounds											
		GP-GS	MIN	AVG	FG-FGA	FG%	3FG-FGA	3FG%	FT-FTA	FT%	OFF	DEF	TOT	AVG	PF	DQ	A	TO	BLK	STL	PTS	AVG
10	HOWARD, Rhyne	11-11	403:40	36.7	85-187	.455	23-64	.359	49-64	.766	27	58	85	7.7	32	0	45	20	9	23	242	22.0
15	PATTERSON, Chasity	12-12	331:00	27.6	56-115	.487	18-48	.375	8-10	.800	10	20	30	2.5	23	1	34	13	1	27	138	11.5
01	BENTON, Robyn	11-0	219:13	19.9	28-76	.368	14-36	.389	14-19	.737	9	12	21	1.9	18	0	7	10	3	11	84	7.6
3	MCKINNEY, KeKe	12-12	377:41	31.5	33-74	.446	16-35	.457	7-10	.700	23	32	55	4.6	28	0	13	17	7	9	89	7.4
44	EDWARDS, Dre'Una	12-3	228:12	19.0	33-88	.375	2-11	.182	20-30	.667	14	50	64	5.3	28	0	13	22	13	8	88	7.3
12	HUNT, Treasure	2-1	40:57	20.5	4-14	.286	2-8	.250	4-5	.800	4	3	7	3.5	2	0	3	3	2	0	14	7.0
5	GREEN, Blair	12-10	256:32	21.4	30-62	.484	11-25	.440	7-10	.700	2	13	15	1.3	11	0	12	15	3	4	78	6.5
13	MASSENGILL, Jazmine	11-2	233:38	21.2	22-56	.393	8-21	.381	4-7	.571	5	20	25	2.3	17	0	36	11	7	10	56	5.1
00	OWENS, Olivia	12-4	154:04	12.8	18-46	.391	0-2	.000	6-14	.429	7	21	28	2.3	24	0	1	18	1	1	42	3.5
14	WYATT, Tatyana	11-5	148:56	13.5	15-31	.484	1-3	.333	5-9	.556	8	20	28	2.5	7	0	4	5	2	0	36	3.3
34	KING, Emma	1-0	09:33	9.6	0-1	.000	0-0	.000	0-0	.000	0	1	1	1.0	2	0	1	1	0	0	0	0.0
21	LEVERETTER, Nyah	6-0	21:34	3.6	0-0	.000	0-0	.000	0-0	.000	0	1	1	0.2	3	0	1	2	0	0	0	0.0
Team											20	17	37					6				
Total		12	2425		324-750	.432	95-253	.375	124-178	.697	129	268	397	33.1	195	1	170	143	48	93	867	72.3
Opponents		12	2425		320-728	.440	58-177	.328	149-220	.677	160	305	465	38.8	167	2	142	164	50	61	847	70.6

Team Statistics

	UK	OPP
Scoring	867	847
Points per game	72.3	70.6
Scoring margin	+1.7	-
Field goals-att	324-750	320-728
Field goal pct	.432	.440
3 point fg-att	95-253	58-177
3-point FG pct	.375	.328
3-pt FG made per game	7.9	4.8
Free throws-att	124-178	149-220
Free throw pct	.697	.677
F-Throws made per game	10.3	12.4
Rebounds	397	465
Rebounds per game	33.1	38.8
Rebounding margin	-5.7	-
Assists	170	142
Assists per game	14.2	11.8
Turnovers	143	164
Turnovers per game	11.9	13.7
Turnover margin	+1.8	-
Assist/turnover ratio	1.2	0.9
Steals	93	61
Steals per game	7.8	5.1
Blocks	48	50
Blocks per game	4.0	4.2
Winning streak	2	-
Home win streak	4	-
Attendance	8016	6514
Home games-Avg/Game	6-1336	6-1086
Neutral site-Avg/Game	-	0-0

Team Results

Date	Opponent		Score	Att.
12/31/2020	Arkansas	W	75-64	1200
01/03/2021	at Mississippi St.	Wot	92-86	1000
01/07/2021	at Texas A&M	L	60-77	824
01/10/2021	South Carolina	L	70-75	1200
01/17/2021	Vanderbilt	W	80-73	1200
01/21/2021	at Auburn	W	76-71	578
01/24/2021	at Tennessee	L	53-70	2609
01/28/2021	Alabama	W	81-68	1533
01/31/2021	Missouri	W	61-55	1200
02/04/2021	at Ole Miss	L	60-72	844
02/11/2021	Tennessee	W	71-56	1683
02/15/2021	at Florida	W	88-80	659



2020-21 Kentucky Women's Basketball Combined Team Statistics Home games

Game Records

Record	Overall	Home	Away	Neutral
ALL GAMES	11-1	11-1	0-0	0-0
CONFERENCE	5-1	5-1	0-0	0-0
NON-CONFERENCE	6-0	6-0	0-0	0-0

Score by Periods

Team	1st	2nd	3rd	4th	OT	TOT
Kentucky	217	246	225	243	0	931
Opponents	153	175	199	178	0	705

Team Box Score

No.	Player				Total		3-Point		F-Throw		Rebounds											
		GP-GS	MIN	AVG	FG-FGA	FG%	3FG-FGA	3FG%	FT-FTA	FT%	OFF	DEF	TOT	AVG	PF	DQ	A	TO	BLK	STL	PTS	AVG
10	HOWARD, Rhyne	9-9	299:40	33.3	63-131	.481	20-51	.392	23-28	.821	15	47	62	6.9	23	0	40	20	5	16	169	18.8
15	PATTERSON, Chasity	12-12	333:24	27.8	61-119	.513	15-40	.375	23-29	.793	11	28	39	3.3	20	1	38	10	1	38	160	13.3
44	EDWARDS, Dre'Una	12-7	242:45	20.2	61-120	.508	6-12	.500	22-31	.710	26	62	88	7.3	30	0	19	20	11	8	150	12.5
01	BENTON, Robyn	11-0	206:07	18.7	34-80	.425	13-39	.333	16-20	.800	10	23	33	3.0	17	0	17	14	5	12	97	8.8
5	GREEN, Blair	12-11	292:07	24.3	38-87	.437	14-37	.378	9-12	.750	9	15	24	2.0	14	0	15	12	6	6	99	8.3
3	MCKINNEY, KeKe	11-11	317:34	28.9	24-59	.407	7-19	.368	11-16	.688	18	30	48	4.4	28	0	21	13	12	11	66	6.0
13	MASSENGILL, Jazmine	6-1	127:15	21.2	12-27	.444	6-10	.600	2-2	1.000	1	12	13	2.2	10	0	15	5	5	5	32	5.3
00	OWENS, Olivia	12-3	170:12	14.2	26-47	.553	0-1	.000	12-20	.600	12	28	40	3.3	25	1	5	24	4	1	64	5.3
12	HUNT, Treasure	8-1	109:05	13.6	12-41	.293	5-22	.227	4-6	.667	7	10	17	2.1	8	0	6	9	2	1	33	4.1
14	WYATT, Tatyana	9-3	111:33	12.4	9-22	.409	2-4	.500	6-10	.600	5	13	18	2.0	9	0	3	1	2	2	26	2.9
23	ROACH, Kameron	4-0	39:26	9.9	4-7	.571	2-2	1.000	0-0	.000	1	2	3	0.8	4	0	4	4	0	0	10	2.5
20	TOLLER, Erin	5-0	24:40	4.9	4-9	.444	1-5	.200	2-4	.500	0	2	2	0.4	5	0	0	8	0	3	11	2.2
21	LEVERETTER, Nyah	9-0	83:18	9.3	5-14	.357	0-0	.000	4-9	.444	14	12	26	2.9	10	0	1	2	3	0	14	1.6
34	KING, Emma	4-2	42:52	10.7	0-11	.000	0-4	.000	0-0	.000	0	5	5	1.3	5	0	5	3	0	2	0	0.0
Team											16	24	40					5				
Total		12	2400		353-774	.456	91-246	.370	134-187	.717	145	313	458	38.2	208	2	189	150	56	105	931	77.6
Opponents		12	2400		260-694	.375	46-197	.234	139-220	.632	145	275	420	35.0	177	4	105	208	39	61	705	58.8

Team Statistics

	UK	OPP
Scoring	931	705
Points per game	77.6	58.8
Scoring margin	+18.8	-
Field goals-att	353-774	260-694
Field goal pct	.456	.375
3 point fg-att	91-246	46-197
3-point FG pct	.370	.234
3-pt FG made per game	7.6	3.8
Free throws-att	134-187	139-220
Free throw pct	.717	.632
F-Throws made per game	11.2	11.6
Rebounds	458	420
Rebounds per game	38.2	35.0
Rebounding margin	+3.2	-
Assists	189	105
Assists per game	15.8	8.8
Turnovers	150	208
Turnovers per game	12.5	17.3
Turnover margin	+4.8	-
Assist/turnover ratio	1.3	0.5
Steals	105	61
Steals per game	8.8	5.1
Blocks	56	39
Blocks per game	4.7	3.3
Winning streak	4	-
Home win streak	4	-
Attendance	15216	0
Home games-Avg/Game	12-1268	0-0
Neutral site-Avg/Game	-	0-0

Team Results

Date	Opponent		Score	Att.
11/25/2020	Murray St.	W	86-60	1200
11/29/2020	Belmont	W	70-50	1200
12/06/2020	Indiana	W	72-68	1200
12/09/2020	Marshall	W	79-45	1200
12/13/2020	Samford	W	88-54	1200
12/19/2020	Wofford	W	98-37	1200
12/31/2020	Arkansas	W	75-64	1200
01/10/2021	South Carolina	L	70-75	1200
01/17/2021	Vanderbilt	W	80-73	1200
01/28/2021	Alabama	W	81-68	1533
01/31/2021	Missouri	W	61-55	1200
02/11/2021	Tennessee	W	71-56	1683



2020-21 Kentucky Women's Basketball Combined Team Statistics Away games

Game Records

Record	Overall	Home	Away	Neutral
ALL GAMES	4-4	0-0	4-4	0-0
CONFERENCE	3-3	0-0	3-3	0-0
NON-CONFERENCE	1-1	0-0	1-1	0-0

Score by Periods

Team	1st	2nd	3rd	4th	OT	TOT
Kentucky	143	123	141	150	14	571
Opponents	144	125	154	160	8	591

Team Box Score

No.	Player				Total		3-Point		F-Throw		Rebounds											
		GP-GS	MIN	AVG	FG-FGA	FG%	3FG-FGA	3FG%	FT-FTA	FT%	OFF	DEF	TOT	AVG	PF	DQ	A	TO	BLK	STL	PTS	AVG
10	HOWARD, Rhyne	8-8	293:11	36.6	56-135	.415	18-56	.321	36-48	.750	22	39	61	7.6	25	0	24	19	6	20	166	20.8
15	PATTERSON, Chasity	8-8	226:08	28.3	40-86	.465	13-38	.342	8-9	.889	10	4	14	1.8	13	0	21	13	0	29	101	12.6
3	MCKINNEY, KeKe	8-8	267:02	33.4	25-52	.481	9-22	.409	6-8	.750	21	24	45	5.6	19	0	6	9	3	8	65	8.1
01	BENTON, Robyn	8-0	172:01	21.5	22-58	.379	10-30	.333	9-12	.750	7	11	18	2.3	10	0	7	10	1	7	63	7.9
44	EDWARDS, Dre'Una	8-4	177:05	22.1	26-59	.441	2-9	.222	8-17	.471	16	31	47	5.9	22	0	11	17	10	10	62	7.8
5	GREEN, Blair	8-7	168:17	21.0	16-37	.432	5-17	.294	6-6	1.000	0	12	12	1.5	6	0	11	6	0	3	43	5.4
13	MASSENGILL, Jazmine	6-1	125:10	20.9	11-33	.333	3-13	.231	2-5	.400	4	10	14	2.3	8	0	23	7	2	6	27	4.5
14	WYATT, Tatyana	6-2	81:57	13.7	8-16	.500	0-1	.000	3-5	.600	5	11	16	2.7	2	0	1	4	0	0	19	3.2
00	OWENS, Olivia	8-2	96:22	12.0	11-32	.344	0-2	.000	3-6	.500	4	16	20	2.5	15	0	0	8	0	0	25	3.1
23	ROACH, Kameron	1-0	06:25	6.4	0-0	.000	0-0	.000	0-0	.000	0	0	0	0.0	0	0	2	1	0	0	0	0.0
21	LEVERETTER, Nyah	2-0	08:08	4.1	0-0	.000	0-0	.000	0-0	.000	0	0	0	0.0	2	0	0	2	0	0	0	0.0
12	HUNT, Treasure	1-0	03:15	3.3	0-0	.000	0-0	.000	0-0	.000	0	0	0	0.0	0	0	0	0	0	0	0	0.0
Team											13	14	27					3				
Total		8	1625		215-508	.423	60-188	.319	81-116	.698	102	172	274	34.3	122	0	106	99	22	83	571	71.4
Opponents		8	1625		227-488	.465	49-123	.398	88-122	.721	106	209	315	39.4	114	0	123	121	24	44	591	73.9

Team Statistics

	UK	OPP
Scoring	571	591
Points per game	71.4	73.9
Scoring margin	-2.5	-
Field goals-att	215-508	227-488
Field goal pct	.423	.465
3 point fg-att	60-188	49-123
3-point FG pct	.319	.398
3-pt FG made per game	7.5	6.1
Free throws-att	81-116	88-122
Free throw pct	.698	.721
F-Throws made per game	10.1	11.0
Rebounds	274	315
Rebounds per game	34.3	39.4
Rebounding margin	-5.1	-
Assists	106	123
Assists per game	13.3	15.4
Turnovers	99	121
Turnovers per game	12.4	15.1
Turnover margin	+2.8	-
Assist/turnover ratio	1.1	1.0
Steals	83	44
Steals per game	10.4	5.5
Blocks	22	24
Blocks per game	2.8	3.0
Winning streak	1	-
Home win streak	0	-
Attendance	0	7016
Home games-Avg/Game	0-0	8-877
Neutral site-Avg/Game	-	0-0

Team Results

Date	Opponent		Score	Att.
12/03/2020	at Kansas St.	W	60-49	502
12/16/2020	at DePaul	L	82-86	0
01/03/2021	at Mississippi St.	Wot	92-86	1000
01/07/2021	at Texas A&M	L	60-77	824
01/21/2021	at Auburn	W	76-71	578
01/24/2021	at Tennessee	L	53-70	2609
02/04/2021	at Ole Miss	L	60-72	844
02/15/2021	at Florida	W	88-80	659



**2020-21 Kentucky Women's Basketball
Team Game-by-Game
All games**

Opponent	Date	Score	W	Total		3-Pointers		Free throws		Rebounds										
				FG-FGA	PCT	3FG-FGA	PCT	FT-FTA	PCT	OFF	DEF	TOT	AVG	PF	A	TO	BLK	STL	PTS	AVG
Murray St.	11/25/2020	86-60	W	30-75	.400	8-27	.296	18-22	.818	15	28	43	43.0	20	16	13	6	19	86	86.0
Belmont	11/29/2020	70-50	W	30-68	.441	4-20	.200	6-14	.429	17	33	50	46.5	15	12	15	2	8	70	78.0
at Kansas St.	12/03/2020	60-49	W	23-63	.365	5-23	.217	9-12	.750	16	24	40	44.3	11	10	9	2	13	60	72.0
Indiana	12/06/2020	72-68	W	23-52	.442	8-16	.500	18-22	.818	8	29	37	42.5	18	12	13	5	5	72	72.0
Marshall	12/09/2020	79-45	W	33-61	.541	7-22	.318	6-10	.600	12	28	40	42.0	16	20	12	1	6	79	73.4
Samford	12/13/2020	88-54	W	33-64	.516	11-26	.423	11-15	.733	11	23	34	40.7	17	23	11	3	10	88	75.8
at DePaul	12/16/2020	82-86	L	33-72	.458	6-24	.250	10-15	.667	20	26	46	41.4	19	15	23	6	16	82	76.7
Wofford	12/19/2020	98-37	W	39-77	.506	7-23	.304	13-15	.867	19	26	45	41.9	19	17	10	5	18	98	79.4
Arkansas	12/31/2020	75-64	W	29-58	.500	10-20	.500	7-11	.636	12	25	37	41.3	17	15	16	8	4	75	78.9
at Mississippi St.	01/03/2021	92-86	Wot	30-61	.492	14-28	.500	18-22	.818	8	27	35	40.7	11	17	12	3	6	92	80.2
at Texas A&M	01/07/2021	60-77	L	26-57	.456	4-17	.235	4-7	.571	6	20	26	39.4	20	11	16	1	10	60	78.4
South Carolina	01/10/2021	70-75	L	28-74	.378	3-20	.150	11-12	.917	15	16	31	38.7	20	10	13	7	12	70	77.7
Vanderbilt	01/17/2021	80-73	W	28-61	.459	10-21	.476	14-22	.636	10	26	36	38.5	20	17	14	6	5	80	77.8
at Auburn	01/21/2021	76-71	W	28-59	.475	10-28	.357	10-15	.667	11	27	38	38.4	14	20	15	2	9	76	77.7
at Tennessee	01/24/2021	53-70	L	18-63	.286	7-24	.292	10-13	.769	12	13	25	37.5	14	9	7	1	12	53	76.1
Alabama	01/28/2021	81-68	W	30-57	.526	10-18	.556	11-15	.733	7	30	37	37.5	12	23	12	5	2	81	76.4
Missouri	01/31/2021	61-55	W	22-60	.367	3-13	.231	14-20	.700	8	22	30	37.1	19	7	12	3	5	61	75.5
at Ole Miss	02/04/2021	60-72	L	21-66	.318	6-26	.231	12-19	.632	16	18	34	36.9	21	12	8	3	10	60	74.6
Tennessee	02/11/2021	71-56	W	28-67	.418	10-20	.500	5-9	.556	11	27	38	36.9	15	17	9	5	11	71	74.4
at Florida	02/15/2021	88-80	W	36-67	.537	8-18	.444	8-13	.615	13	17	30	36.6	12	12	9	4	7	88	75.1
Total		1502		568-1282	.443	151-434	.348	215-303	.710	247	485	732	36.6	330	295	249	78	188	1502	75.1
Opponents		1296		487-1182	.412	95-320	.297	227-342	.664	251	484	735	36.8	291	228	329	63	105	1296	64.8

Kentucky Averages

Games Played	Points/game	FG Pct	3FG Pct	FT Pct	Rebounds/game	Assists/game	Turnovers/game	Assist/Turnover ratio	Steals/game	Blocks/game
20	75.1	44.3	34.8	71.0	36.6	14.8	12.5	1.2	9.4	3.9