



2021 KENTUCKY SOFTBALL MEDIA GUIDE



TABLE OF CONTENTS

2021 Television Spot/Photo Chart	2
2021 Roster	3
2021 Quick Facts.....	4
2021 Schedule	5
Renee Abernathy	6
Grace Baalman.....	7
Jaci Babbs	8
Emmy Blane	9
Emma Boitnott	10
Sloan Gayan	11
Autumn Humes.....	13
Lauren Johnson.....	13
Kayla Kowalik	14
Cassie Lindmark.....	15
Mallory Peyton	16
Meghan Schorman	17
Rylea Smith.....	18
Tatum Spangler	19
Miranda Stoddard.....	20
Newcomers.....	21-23

COACHES

Head Coach Rachel Lawson	24-26
Rachel Lawson vs. All Opponents	27
Associate Head Coach Kristine Himes.....	28
Assistant Molly Johnson	29
Softball Support Staff	30

TOURNAMENTS

2021 Tournament Information.....	31
----------------------------------	----

HISTORY AND RECORDS

2020 Individual Stats	32-33
2020 Game-by-Game Summary	34
UK vs. All Opponents	35
All-Time Results	36-40
All-Time Honors	41-42
Career Records	40-44
Single Season Records	45-50
Game Records	50
Team Records	51
Single Season Records by Class	52
Letterwinners	53
All-time Numbers	54



MEDIA INFORMATION

TO THE MEDIA

The 2021 University of Kentucky softball media supplement is intended to answer any questions you might have about the season. If you need additional information, special stories, pictures or have any questions, please feel free to contact us at the Athletics Communications and PR office.

INTERVIEWS

All interviews with UK softball student-athletes and coaches must be coordinated through the UK media relations office. UK athletes are available before or after practice, while head coach Rachel Lawson and staff are available upon request. Please make all interview requests at least 48 hours before the desired interview time to Chris Shoals at media relations.

UK COMM. & PR INFO

Asst. AD for ACPR.: Tony Neely
Associate Directors.: Evan Crane, Susan Lax, Deb Moore, Eric Lindsey
Assistant Directors: Matt May, *Chris Shoals*

Asst. Director/Website: Tim Letcher
Director of Strat. Com.: Guy Ramsey
ACPR Assistants.: Cami Moore, Connor Link

Office Coordinator: Stephanie Guy
Creative Services Director: Nathan Huff

Team Photographer: Chet White

CONTACT INFORMATION

Softball Contact: Chris Shoals
Office Phone: (859) 257-8437
Cell Phone: (513) 312-2489
FAX: (859) 323-4310
E-Mail: cms223@uky.edu



@UKSoftball



UKSoftball



Kentucky Softball

2021 RADIO/TELEVISION CHART



1 • UTL
[So.]

Miranda
STODDARD



3 • P/UTL
[Sr.]

Grace
BAALMAN



4 • OF
[Jr.]

Renee
ABERNATHY




5 • UTL
[Jr.]

Tatum
SPANGLER



6 • INF
[Fr.]

Victoria
FRAGOSSO



7 • P/UTL
[Sr-5.]

Autumn
HUMES



9 • UTL
[Sr.]

Lauren
JOHNSON




11 • OF
[Fr.]

Vanessa
NESBY




13 • INF
[Sr.]

Mallory
PEYTON




14 • OF
[Jr.]

Jaci
BABBS



17 • RHP
[So.]

Sloan
GAYAN



19 • UTL
[So.]

Rylea
SMITH



20 • UTL
[Fr.]

Erica
THULEN



21 • INF
[Fr.]

Erin
COFFEL



23 • RHP
[Fr.]

Stephanie
SCHOONOVER



24 • OF
[Jr.]

Emma
BOITNOTT



25 • INF
[So.]

Emmy
BLANE



26 • RHP
[Jr.]

Meghan
SCHORMAN




34 • C
[So.]

Cassie
LINDMARK




77 • INF
[Fr.]

Meeko
HARRISON



99 • C/OF
[Jr.]

Kayla
KOWALIK



Head
Coach [14th]

Rachel
LAWSON



Asoc. Head
Coach [14th]

Kristine
HIMES



Assistant
Coach [11th]

Molly
BELCHER



2020 ALPHABETICAL & NUMERICAL ROSTERS

ALPHABETICAL ROSTER

No.	Name	Position	Class	B/T	Hometown (High School/Last College)
4	Renee Abernathy	Outfield	Jr.	L/L	Springfield, Ill./Sacred Heart Griffin HS
3	Grace Baalman	RHP	Sr.	R/R	Hardin, Ill./Calhoun HS
14	Jaci Babbs	Outfield	Jr.	L/R	Sturgis, Ky./Union Co. HS
25	Emmy Blane	Infield	So.	R/R	Hopkinsville, Ky./Christian Co. HS
24	Emma Boitnott	Outfield	Jr.	R/R	Normal, Ill./Normal West HS
21	Erin Coffel	Infield	Fr.	R/R	Bremen, Ind./Bremen HS
6	Victoria Fragoso	Infield	Fr.	R/R	La Mirada, Calif./Orange Lutheran HS
17	Sloan Gayan	RHP/Infield	So.	R/R	Ottawa, Ill./Ottawa Township HS
77	Meeko Harrison	Infield	Fr.	L/R	Fontana, Calif./Etiwanda HS
7	Autumn Humes	RHP	Sr.-5	R/R	Bald Knob, Ark./Harding Univ. (Ark.)
9	Lauren Johnson	Outfield	Sr.	L/R	Owensboro, Ky./Daviess Co. HS
99	Kayla Kowalik	Catcher	Jr.	L/R	New Braunfels, Texas/St. John Paul II HS
34	Cassie Lindmark	Infield	So.	R/R	Lyons, Ill./Marist HS
11	Vanessa Nesby	Outfield	Fr.	L/R	Corona, Calif./Santiago HS
13	Mallory Peyton	Infield	Sr.	R/R	Madisonville, Ky./Madisonville HS
23	Stephanie Schoonover	RHP/OF	Fr.	R/R	Dothan, Ala./Rehobeth HS
26	Meghan Schorman	RHP	Jr.	R/R	Hazelwood, Mo./Marquette HS
19	Rylea Smith	UTL	So.	L/R	St. Louis, Mo./Parkway North HS
5	Tatum Spangler	UTL	Jr.	L/L	Henderson, Nevada/Coronado HS
1	Miranda Stoddard	RHP/UTL	So.	R/R	Anaheim, Calif./Orange Lutheran HS
20	Erica Thulen	UTL	Fr.	R/R	Erie, Ill./Erie-Prophetstown HS

NUMERICAL ROSTER

No.	Name	Position	Class	B/T	Hometown (High School/Last College)
1	Miranda Stoddard	RHP/UTL	So.	R/R	Anaheim, Calif./Orange Lutheran HS
3	Grace Baalman	RHP	Sr.	R/R	Hardin, Ill./Calhoun HS
4	Renee Abernathy	Outfield	Jr.	L/L	Springfield, Ill./Sacred Heart Griffin HS
5	Tatum Spangler	UTL	Jr.	L/L	Henderson, Nevada/Coronado HS
6	Victoria Fragoso	Infield	Fr.	R/R	La Mirada, Calif./Orange Lutheran HS
7	Autumn Humes	RHP	Sr.-5	R/R	Bald Knob, Ark./Harding Univ. (Ark.)
9	Lauren Johnson	Outfield	Sr.	L/R	Owensboro, Ky./Daviess Co. HS
11	Vanessa Nesby	Outfield	Fr.	L/R	Corona, Calif./Santiago HS
13	Mallory Peyton	Infield	Sr.	R/R	Madisonville, Ky./Madisonville HS
14	Jaci Babbs	Outfield	Jr.	L/R	Sturgis, Ky./Union Co. HS
17	Sloan Gayan	RHP/Infield	So.	R/R	Ottawa, Ill./Ottawa Township HS
19	Rylea Smith	UTL	So.	L/R	St. Louis, Mo./Parkway North HS
20	Erica Thulen	UTL	Fr.	R/R	Erie, Ill./Erie-Prophetstown HS
21	Erin Coffel	Infield	Fr.	R/R	Bremen, Ind./Bremen HS
23	Stephanie Schoonover	RHP/OF	Fr.	R/R	Dothan, Ala./Rehobeth HS
24	Emma Boitnott	Outfield	Jr.	R/R	Normal, Ill./Normal West HS
25	Emmy Blane	Infield	So.	R/R	Hopkinsville, Ky./Christian Co. HS
26	Meghan Schorman	RHP	Jr.	R/R	Hazelwood, Mo./Marquette HS
34	Cassie Lindmark	Infield	So.	R/R	Lyons, Ill./Marist HS
77	Meeko Harrison	Infield	Fr.	L/R	Fontana, Calif./Etiwanda HS
99	Kayla Kowalik	Catcher	Jr.	L/R	New Braunfels, Texas/St. John Paul II HS

COACHING & SUPPORT STAFF

Head Coach: Rachel Lawson (14th season)
Associate Head Coach: Kristine Himes (14th season)
Assistant Coach: Molly Belcher (11th season)
Director of Operations: Brittany Cervantes (Second season)
Director of Video Analytics: Tyler Cope (Second season)
Student Manager: CJ Leighton (Fourth season)

Head Athletic Trainer: Bri Papotto (Eighth season)
Assoc. AD for Admin: Steph Simmons (Eighth season)
Equipment Manager: Myles Poole (Fifth season)
Sports Information Director: Chris Shoals (Sixth season)



2021 KENTUCKY SOFTBALL QUICK FACTS

GENERAL INFORMATION

Location: Lexington, Kentucky
 Founded: 1865
 Enrollment: 30,000
 Nickname: Wildcats
 Colors: Blue and White
 Conference: Southeastern
 President: Dr. Eli Capilouto
 Athletic Director: Mitch Barnhart

COACHING/SUPPORT STAFF

Head Coach: Rachel Lawson
 Alma mater: UMASS, 1994
 Years at UK: 14th Year
 Record at UK: 452-279, 142-162 SEC
 Career head coaching record: 544-364 (16th Year)

Assistant Coach: Kristine Himes
 Alma mater: Ohio State, 2003
 Years at UK: 14th Year

Assistant Coach: Molly Belcher
 Alma mater: Kentucky, 2010
 Years at UK: 11th Year

Director of Softball Operations: Brittany Cervantes
 Alma mater: Kentucky, 2012
 Years at UK: Second Year in Position / Fourth year overall

Head Athletic Trainer: Bri Papotto
 Alma mater: Ohio State, 2013
 Years at UK: Eighth Year

TEAM INFORMATION

2020 Record: 20-4
 2020 SEC record: 2-1
 2020 SEC Finish: N/A
 2020 NCAA Finish: No NCAA Tournament (COVID-19)
 2020 Final Ranking: 11/11
 Letterwinners: 15 returning, 3 lost
 Starters 7 returning, 2 lost
 Pitchers 5 returning, 1 lost
 Newcomers: 6

NEWCOMERS (6)

Erin Coffel Bremen, Indiana
 Victoria Fragoso La Mirada, California
 Meeko Harrison Fontana, California
 Vanessa Nesby Corona, California
 Stephanie Schoonover Dothan, Alabama
 Erica Thulen Erie, Illinois

TOP STATISTICAL RETURNERS

Kayla Kowalik (UTL)373, 31R, 31 H, 8 2B, 13 RBI
 Mallory Peyton (1B)379, 11 HR, 35 RBI, 24 R, 25 H
 Rylea Smith (OF) 420, 30 RBI, 29 R, 37 H, 2 2B, 1 3B
 Meghan Schorman (P) 7-1, 1.30 ERA, 8 BB, 45 K
 Autumn Humes (P) 5-0, 3.19 ERA, 11 BB, 21 K
 Grace Baalman (P) 3-2, 3.54 ERA, 23 BB, 31 K

STADIUM INFORMATION

Stadium: John Cropp Stadium
 Capacity: 2,117 (420 is 2021 COVID-19 capacity)
 Dimensions: L-200, C-220, R-200

COMMUNICATIONS & PUBLIC RELATIONS

Contact: Chris Shoals
 Mobile Phone: 513.312.2489
 Email: cms223@uky.edu





2021 KENTUCKY SOFTBALL SCHEDULE

Date	Opponent	National TV	Site	Time (ET)
Feb. 12	at Samford		Homewood, Ala.	5 p.m. E.T
Feb. 13	at Samford		Homewood, Ala.	2 p.m. E.T
Feb. 13	at Samford		Homewood, Ala.	4 p.m. E.T
Feb. 18	at UNC Greensboro		Greensboro, NC	4 p.m. ET
Feb. 19	at UNC Greensboro		Greensboro, NC	3 p.m. ET
Feb. 20	vs. NC Central ^		Buies Creek, N.C.	12:30 p.m. ET
Feb. 20	at Campbell ^		Buies Creek, N.C.	3 p.m. ET
Feb. 21	vs. NC Central ^		Buies Creek, N.C.	10 a.m. ET
Feb. 21	vs. Mount Saint Mary's ^		Buies Creek, N.C.	12:30 p.m. ET
Feb. 26	vs. New Mexico St.		Clermont, Fla.	12:30 p.m. ET
Feb. 26	vs. Florida International		Clermont, Fla.	3:00 p.m. ET
Feb. 27	vs. Stetson		Clermont, Fla.	11:00 a.m. ET
Feb. 27	vs. New Mexico St.		Clermont, Fla.	1:30 p.m. ET
Feb. 28	vs. Stetson		Clermont, Fla.	12:30 p.m. ET
March 2	NORTHERN KENTUCKY		Lexington, Ky.	TBA
March 4	vs. Pittsburgh		Boca Raton, Fla.	1:00 p.m. ET
March 4	vs. Florida Atlantic		Boca Raton, Fla.	3:30 p.m. ET
March 5	vs. Illinois State		Boca Raton, Fla.	10:30 a.m. ET
March 6	vs. Coastal Carolina		Boca Raton, Fla.	5:30 p.m. ET
March 7	vs. Coastal Carolina		Boca Raton, Fla.	11:15 a.m. ET
March 7	vs. Florida Atlantic		Boca Raton, Fla.	1:30 p.m. ET
March 12	at Florida*		Gainesville, Fla.	TBA
March 13	at Florida*		Gainesville, Fla.	TBA
March 14	at Florida*		Gainesville, Fla.	TBA
March 16	EASTERN KENTUCKY		Lexington, Ky.	TBA
March 17	at Western Kentucky		Bowling Green, Ky.	TBA
March 20	DAYTON (DH)		Lexington, Ky.	TBA
March 27	ALABAMA*		Lexington, Ky.	TBA
March 28	ALABAMA*		Lexington, Ky.	TBA
March 29	ALABAMA*		Lexington, Ky.	TBA
March 31	MOREHEAD STATE		Lexington, Ky.	6:30 p.m. ET
April 2	at Tennessee		Knoxville, Tenn.	TBA
April 3	at Tennessee		Knoxville, Tenn.	TBA
April 4	at Tennessee		Knoxville, Tenn.	TBA
April 7	at Louisville		Louisville, Ky.	TBA
April 10	GEORGIA*		Lexington, Ky.	TBA
April 11	GEORGIA*		Lexington, Ky.	TBA
April 12	GEORGIA*		Lexington, Ky.	TBA
April 14	at Eastern Kentucky		Richmond, Ky.	TBA
April 16	at Auburn*		Auburn, Ala.	TBA
April 17	at Auburn*		Auburn, Ala.	TBA
April 18	at Auburn*		Auburn, Ala.	TBA
April 21	LOUISVILLE		Lexington, Ky.	TBA
April 23	LSU*		Lexington, Ky.	TBA
April 24	LSU*		Lexington, Ky.	TBA
April 25	LSU*		Lexington, Ky.	TBA
April 30	at Texas A&M*		College Station, Texas	TBA
May 1	at Texas A&M*		College Station, Texas	TBA
May 2	at Texas A&M*		College Station, Texas	TBA
May 7	SOUTH CAROLINA*		Lexington, Ky.	TBA
May 8	SOUTH CAROLINA*		Lexington, Ky.	TBA
May 9	SOUTH CAROLINA*		Lexington, Ky.	TBA
May 12-15 (Tu-Sa)	2021 SEC Softball Tournament	[SEC Network, ESPN]	Tuscaloosa, Ala.	TBA
May 21-23 (Th-Su)	NCAA Regionals	[ESPN, ESPN2, ESPNU, ESPN3]	Campus Sites	TBA
May 28-30 (Th-Su)	NCAA Super Regionals	[ESPN, ESPN2, ESPNU]	Campus Sites	TBA
June 3-9	2021 Women's College World Series	[ESPN, ESPN2]	Oklahoma City, Okla.	TBA

All times Eastern and subject to change; Home games in bold; * denotes SEC games; \$ denotes Samford Invitational (Homewood, Ala.); ^ denotes Campbell Invitational (Buies's Creek, N.C.); % denotes THE Spring Games (Orlando, Fla.); # denotes Florida Atlantic Invitational (Boca Raton, Fla.)



RENEE ABERNATHY

#4 • L/L • OF • JUNIOR • SPRINGFIELD, ILL. (SACRED HEART GRIFFIN HS)

Sophomore (2020): Tabbed her first-career hit on Sunday, Feb. 9 vs. #7 Minnesota ... Hit her first-career home run vs. Boise State on Valentine's Day ... Had a double and scored a career-high two runs in UK's win over Marshall on March 11.

Freshman (2019): Earned her first-career start against Sam Houston State on Feb. 9 in the outfield ... Appeared as an outfielder in eight games ... Walked vs. Saint Louis in her one at bat of the Coach B Classic ... Earned her second-career start vs. Marshall on March 20 in RF.

Pre College: Coming off her junior year with Sacred Heart Griffin High School, where she hit .541 on the season with 11 doubles and 11 home runs, knocked in 60 and had 28 stolen bases ... Was first team All-State her junior and senior years, Central State 8 2016 Softball Player of the Year, and Academic All-Conference ... Also lettered for three years in volleyball, where she was first team All-Metro ... Has played catcher, outfield and first base



CAREER STATS

Year	Avg	GP	GS	AB	R	H	2B	3B	HR	RBI	TB	SLG%	BB	HBP	SO	GDP	OB%	SF	SH	SB	ATT	PO	A	E	FLD%
2019	.000	12	2	6	1	0	0	0	0	0	0	.000	2	0	4	0	.250	0	0	0	0	0	0	0	.000
2020	.235	22	6	34	7	8	2	0	1	9	13	.382	6	1	6	0	.366	0	0	0	0	5	0	1	.833
TOTAL	.200	34	8	40	8	8	2	0	1	9	13	.325	8	1	10	0	.347	0	0	0	0	5	0	1	.833



GRACE BAALMAN

#3 • R/R • P • SENIOR • HARDIN, ILLINOIS (CALHOUN HS)


Junior (2020): Complete-game two-hitter in season-opening win vs. Texas State ... Closed out the win vs. #7 Minnesota with 2.2 scoreless innings in the circle ... Hit her first-career home run vs. Arizona State ... Against Arizona State, struck out 11 batters, setting a new career high ... Picked up win in the circle vs. Georgia Tech in wild 10-9 game.

Sophomore (2019): Became the first pitcher at Kentucky since 2012 to throw a one-hit complete-game shutout against a ranked team since 2012 in a 7-0 win vs. #14 Auburn ... Followed that up with another complete-game shutout vs. Auburn on Monday night to cap off a sweep ... Only allowed 21 earned runs in her last 59.1 innings of work in the circle ... Pitched a complete game shutout in the winner's bracket game vs. Virginia Tech of the 2019 NCAA Regionals ... Won game at #3 Alabama on April 26 and was starting pitcher in 3-2 win to clinch series on Sunday ... Pitched a complete game vs. Houston in a 13-1 win, not allowing an earned run in the game ... Gave up only one hit and no runs while striking out five against North Carolina in her first complete-game shutout of the season ... Then pitched another complete-game shutout vs. California in her next outing in the circle ... Threw a complete game at #11 South Carolina in a 5-1 series-clinching win over the Gamecocks, only allowing five hits and one run in the game ... Pitched two scoreless innings vs. Syracuse and Marshall ... Pitched 9.2 innings against Arkansas only allowing two runs, one earned and lost both games for the tough-luck losses ... Struck out a career-high nine batters at Arkansas on 3/29 in a 1-0 loss.

Freshman (2018): SEC Freshman of the Week (3/20) ... 2018 SEC All-Freshman Team ... Was the valedictorian of her high school, where she also participated in volleyball and marching band ... In her first-career start, threw a complete-game shutout at San Diego State, becoming the first player to do so since 2013 ... Had complete game performances through her first nine starts ... Allowed six earned runs on 11 hits in her first NCAA appearance, and only allowed more than three earned runs in three of her 28 appearances after. ... Set a new career high with eight strikeouts against SEMO on March 3 in John Cropp Classic ... Got her first SEC win in a 4-1 win over No. 8 LSU at John Cropp Stadium where she went the full seven innings, allowing just one run on five LSU hits ... Picked up her second-career ranked win in an 11-6 victory over No. 16 Alabama ... Pitched 14.0 innings vs. Georgia and only allowed four runs total, suffering two tough-luck losses ... Got her second top-10 win at Tennessee in a 9-8 extra-inning win ... Threw a complete-game shutout vs. Notre Dame in the 1-0 game of regionals. // HITTING: Had an RBI single up the middle in the seventh inning at Auburn for her first-career hit and her first-career RBI ... Gave UK a 1-0 lead over UGA with an RBI single in the fourth inning of game three for

her third-career hit and second-career RBI.

Pre-College: She was ranked No. 1 in her class academically and sports a high ACT score as well – which is a point of emphasis in UK's recruiting philosophy. The 6'2" tri-sport athlete, has received All-State honors on the basketball court and All-Conference honors on the volleyball court. In the 2016 state championship semifinal game on the diamond, she set the single-game strikeout record with 39 strikeouts in 17 innings pitched. In 2016, Baalman led Calhoun High School to its second-straight Illinois state championship and set the single-season strikeout record with 589. She has been named First Team All-State and First Team All-Conference as well as Area Player of the Year all three years of high school. She was also named a MaxPrep All-American in 2016.



CAREER STATS

Year	ERA	W	L	App	GS	CG	SHO	CBO	SV	IP	H	R	ER	BB	SO	2B	3B	HR	BF	B/Avg	WP	HBP	BK	SFA	SHA
2018	2.72	14	9	31	20	10	3	0	1	136.1	136	65	53	48	98	27	3	9	597	.258	11	9	0	3	10
2019	2.72	10	10	34	22	10	4	1	0	141.2	131	77	55	66	102	25	5	22	636	.237	12	12	0	2	4
2020	3.54	3	2	8	2	1	0	1	0	29.2	26	23	15	23	31	5	0	5	144	.241	2	5	0	3	5
TOTAL	2.80	27	21	73	44	21	7	2	1	307.2	293	165	123	137	231	57	8	36	1377	.247	25	26	0	8	19
Year	Avg	GP	GS	AB	R	H	2B	3B	HR	RBI	TB	SLG%	BB	HBP	SO	GDP	OB%	SF	SH	SB	ATT	PO	A	E	FLD%
2018	.125	18	13	24	0	3	0	0	0	2	3	.125	1	0	7	0	.160	0	1	0	0	4	37	0	1.000
2019	.200	36	22	15	1	3	0	0	0	2	3	.200	2	0	4	0	.294	0	0	0	0	1	30	2	.939
2020	.188	8	4	16	1	3	1	0	1	3	7	.438	2	0	5	0	.263	1	1	0	0	1	2	0	1.000
TOTAL	.164	62	39	55	2	9	1	0	1	7	13	.236	5	0	16	0	.230	1	2	0	0	6	69	2	.974



JACI BABBS

#14 • L/R • OF • JUNIOR • STURGIS, KY. (UNION CO. HS)

Sophomore (2020): Appears primarily as a pinch runner for the Wildcats ... Launched her first-career double in her first-career start vs. Detroit ... Went for a career-high tying two runs in UK's second win over DePaul at the Samford Tournament ... Had a career-high three-game hitting streak vs. Detroit, MTSU and Georgia Tech

Freshman (2019): Typically was UK's first pinch runner off the bench ... Appeared in four of the first five games on opening weekend, scoring two runs in that role ... Scored UK's only run in a 1-0 win over North Carolina as well as in UK's game vs. California ... Scored a run in 28 games this season - all in a pinch-running capacity ... Scored in every game of the NCAA Lexington Regional, in which UK advanced out of to move on to the Super Regional round.

Pre-College: Part of Union County High School's four-consecutive District championship teams ... In her HS career, is hitting .518 with an OBP of over .500 and 142 stolen bases. Last season alone, she hit .477 with 29 stolen bases and an OBP of over .500. ... Has been first team All-State, second team All-State, All-Region, All-District and a four-time Golden Glove Award winner ... Is the all-time career leader at Union Co. HS for batting average, stolen bases (career and single season) and hitting streak (24) ... Plays outfield, shortstop and second base



CAREER STATS

Year	Avg	GP	GS	AB	R	H	2B	3B	HR	RBI	TB	SLG%	BB	HBP	SO	GDP	OB%	SF	SH	SB	ATT	PO	A	E	FLD%
2019	.000	53	0	1	28	0	0	0	0	0	0	.000	0	0	0	0	.000	0	0	4	8	0	0	0	.000
2020	.348	19	8	23	15	8	1	0	0	3	9	.391	3	0	6	0	.423	0	0	4	5	6	0	0	1.000
TOTAL	.333	72	8	24	43	8	1	0	0	3	9	.375	3	0	6	0	.407	0	0	8	13	6	0	0	1.000




EMMY BLANE

#25 • R/R • INF • SOPHOMORE • HOPKINSVILLE, KY. (CHRISTIAN CO. HS)

2020 (Freshman): Defensive specialist that plays third base and short-stop at an elite level ... Went to the same HS as former UK great, Griffin Joiner - who is now the pitching coach at Louisville ... Launched a SAC fly vs. Detroit for her first-career RBI.

Pre-College: Extra Innings No. 8 nationally-ranked player ... 2017 Kentucky New Era Player of the Year ... Christian Co. HS leader in doubles (68), runs scored (212) walks (97) ... Four time All-Region, five time All-District, three time All-State ... Hit .420 her junior season with 12 doubles, 16 home runs and 64 RBI ... 4.3 GPA, third in graduating class, first team Academic All-State (2017, 2018), National AP Scholar



CAREER STATS

Year	Avg	GP	GS	AB	R	H	2B	3B	HR	RBI	TB	SLG%	BB	HBP	SO	GDP	OB%	SF	SH	SB	ATT	PO	A	E	FLD%
2020	.111	23	18	27	2	3	0	0	0	3	3	.111	2	0	9	0	.161	2	0	0	0	24	26	2	.962
TOTAL	.111	23	18	27	2	3	0	0	0	3	3	.111	2	0	9	0	.161	2	0	0	0	24	26	2	.962



EMMA BOITNOTT

#24 • R/R • OF • JUNIOR • NORMAL, ILL. (NORMAL WEST HS)

2020 (Sophomore): Walked in her first-career plate appearance vs. Detroit on 2/16.

Pre-College: Graduated from Normal Community West HS, where she was First Team All-Big XII ... Pantagraph All-Star Game MVP ... 2016 State Runner-Up, Regional Champions, Sectional Champions and ... Super-Sectional Champs ... Winner of the Big XII Conference ... Also lettered in tennis



CAREER STATS

Year	Avg	GP	GS	AB	R	H	2B	3B	HR	RBI	TB	SLG%	BB	HBP	SO	GDP	OB%	SF	SH	SB	ATT	PO	A	E	FLD%
2020	.000	3	0	1	0	0	0	0	0	0	0	.000	1	1	0	0	.667	0	0	0	0	0	0	0	.000
TOTAL	.000	3	0	1	0	0	0	0	0	0	0	.000	1	1	0	0	.667	0	0	0	0	0	0	0	.000



SLOAN GAYAN

#17 • R/R • RHP • SOPHOMORE • OTTAWA, ILL. (OTTAWA TOWNSHIP HS)

2020 (Freshman): Got the win in her first-career start in the circle against Detroit Mercy on Feb. 16 at the Littlewood Classic in Tempe, Ariz. ... Pitched well in relief as Kentucky fell to Georgia Tech in game two of the Samford Tournament ... Also pitched vs. Detroit in The Spring Games, closing out a 22-0 win with two complete innings in the circle ... Played a huge role in the circle during UK's comeback win vs. Marshall, throwing 1.1 scoreless middle innings to keep the Herd at bay.

Pre-College: Northern Illinois Big 12 All-Conference in 2016, 2017 and 2018 ... Northern Illinois Big 12 Co-MVP in 2018 ... IHSA first team 3A All-State in 2017 and 2018 seasons ... Junior year she went 20-5 in the circle with a 1.24 ERA and three saves. Offensively, she hit .479 with 46 RBI, 10 doubles, three triples and six home runs. ... Varsity basketball player for three years, and was Big 12 All-Conference in 2017-18. ... 3.97 GPA, National Honor's Society member, ranked in the top 40 in her class of 330+.



CAREER STATS

Year	ERA	W	L	App	GS	CG	SHO	CBO	SV	IP	H	R	ER	BB	SO	2B	3B	HR	BF	B/Avg	WP	HBP	BK	SFA	SHA
2020	4.06	1	0	4	1	0	0	1	0	10.1	8	6	6	4	10	0	0	3	44	.205	2	1	0	0	0
TOTAL	4.06	1	0	4	1	0	0	1	0	10.1	8	6	6	4	10	0	0	3	44	.205	2	1	0	0	0
Year	Avg	GP	GS	AB	R	H	2B	3B	HR	RBI	TB	SLG%	BB	HBP	SO	GDP	OB%	SF	SH	SB	ATT	PO	A	E	FLD%
2020	.000	2	1	1	0	0	0	0	0	0	0	.000	0	0	0	0	.000	0	0	0	0	0	1	0	1.000
TOTAL	.000	2	1	1	0	0	0	0	0	0	0	.000	0	0	0	0	.000	0	0	0	0	0	1	0	1.000



AUTUMN HUMES

#7 • R/R • P/UTL • SENIOR-5 • BALD KNOB, ARKANSAS (HARDING UNIVERSITY)


Senior (2020): Hit a walk-off grand slam vs. NC State in a game that she won in the circle as well, with a complete-game performance ... Hit her second grand slam of the season against Texas A&M in a game she won in the circle as UK secured the series win ... Pitched a complete game vs. Illinois State, only allowing one run, picking up the win in the circle ... Hit two home runs at The Spring Games, in addition to picking up a win in the circle over Western Michigan.

Junior (2019): SEC Pitcher of the Week (3/12/19) ... SEC All-Tournament Team member ... Pitched a complete game vs. #23 James Madison without allowing an earned run in a 6-1 win over the Dukes ... Pitched 7.1 innings in relief in a 3-2, 14-inning series-clinching win at #3 Alabama ... Had a single vs. Oregon in a 12-3 win over the No. 19 Ducks ... Got the start in the circle vs. #5 Washington and #1 UCLA out at the Mary Nutter Classic, pitching admirably in both contests ... Won two games at the Coach B Classic, beating Southern Illinois and Murray State in the circle ... Went 1-0 at South Carolina, throwing a complete-game shutout on Friday night to secure a game-one win, and followed that up with a save on Sunday afternoon getting the final five outs in the game and win SEC Pitcher of the Week ... Pitched a complete-game shutout and a two-hitter in two separate games vs. Mississippi State. The Bulldogs got a run in the seventh to break her 19.2 consecutive-scoreless innings streak ... Picked up a win vs. Arkansas and a save at LSU ... Got a complete-game win vs. Auburn to secure the series win in game two of the set ... Complete-game shutout vs. Ole Miss in SEC Tournament quarterfinals.

Sophomore (2018): Threw a no-hitter in her first-career D1 start against North Dakota State in a 2-0 win, becoming the first-ever player to do that in UK history ... Three top-10 wins in the circle (LSU, A&M, Georgia) ... Earned her first-career save against Ohio on March 3 ... Picked up her fourth win of the season vs. SEMO, going 4.0 innings ... Set a new career high in strikeouts with five in home opener vs. Dayton ... Then broke that career-record by striking out nine Florida batters in a complete game performance - the only two other teams to strike out UF nine times this season are Michigan and Baylor ... Got her first-career SEC win over No. 8 LSU in a complete-game shutout performance in game two of the series to clinch the series ... Pitched all 12 innings in a 1-0 loss to #11 Auburn on a walk-off HR in the bottom of the 12th ... Hit her first-career HR vs. ECU ... Earned her second-career top-10 win at #9 Texas A&M in a five-inning relief outing.

Pre-College / Freshman Year with Harding University (DII, Arkansas): Humes joins the Wildcats from Harding University in Arkansas, where

she went 33-3 in 2017 as a freshman in the circle with a 1.19 ERA in 49 games. She also was stellar at the plate, hitting at a .346 clip with 24 runs scored, seven home runs and 53 runs batted in. She was named the national DII Freshman of the Year in addition to being named as part of the NFCA's Second Team All-America for the DII level. Humes was the Great America Conference Freshman of the Year and three-time conference Pitcher of the Week. She was named All-League both defensively as a pitcher (first team) and offensively (second team) as a hitter – all whilst winning the conference MVP award. A native of Bald Knob, Arkansas, Humes played her travel ball for the Arkansas Heat Gold and Texas Glory-Ratliff. While in high school, she hit a career .520 with over 150 runs scored, 31 home runs, 190 RBI and 22 triples. As a pitcher in high school, she had a four-year ERA of 0.70 in 264+ innings and 89 wins in the circle.



CAREER STATS

Year	ERA	W	L	App	GS	CG	SHO	CBO	SV	IP	H	R	ER	BB	SO	2B	3B	HR	BF	B/Avg	WP	HBP	BK	SFA	SHA
2018	3.26	9	7	25	16	7	3	0	1	103.0	98	55	48	34	72	19	3	11	439	.251	5	6	0	0	9
2019	3.22	15	11	33	23	12	3	0	2	150.0	156	81	69	38	84	29	2	19	647	.264	5	9	0	3	7
2020	3.19	5	0	8	5	3	1	0	0	37.1	39	24	17	11	21	11	1	6	167	.258	2	1	0	1	3
TOTAL	3.23	29	18	66	44	22	7	0	3	290.1	293	160	134	83	177	59	6	36	1253	.259	12	16	0	4	19
Year	Avg	GP	GS	AB	R	H	2B	3B	HR	RBI	TB	SLG%	BB	HBP	SO	GDP	OB%	SF	SH	SB	ATT	PO	A	E	FLD%
2018	.217	21	10	23	2	5	2	0	1	1	10	.435	2	0	7	0	.280	0	0	0	0	8	21	1	.967
2019	.190	41	26	42	3	8	1	0	0	3	9	.214	2	0	6	1	.227	0	0	1	1	10	39	2	.961
2020	.300	14	8	30	6	9	2	0	4	15	23	.767	4	0	6	0	.382	0	0	0	0	1	7	0	1.000
TOTAL	.232	76	44	95	11	22	5	0	5	19	42	.442	8	0	19	1	.291	0	0	1	1	19	67	3	.966



LAUREN JOHNSON

#9 • L/R • UTL • SENIOR • OWENSBORO, KY. (DAVIESS HS)

2020 (Junior): Started on opening day in the lead-off position ... Can play anywhere in the field defensively, both infield and outfield ... Hit her first-career grand slam vs. Samford in the third inning of a 0-0 game ... Hit another home run at the Samford Tournament, for her second on the weekend ... Hit her third home run of the season vs. Florida International at The Spring Games ... Clubbed a triple vs. Marshall to help spur the UK comeback vs. Marshall.

(2019) Sophomore: UK's leading hitter in the last 10 games (.478 batting average) ... Ended the season on a career-high 10-game hitting streak ... UK's leading hitter in the Lexington Regional with a .500 average, 5 hits, 2 runs scored, 4 RBI, a double and a triple ... Had a hit in five of the first six games of the season, resulting in her bolting up to No. 2 in the batting order ... 12 multi-hit games ... Hit a lead-off home run vs. No. 3 Oklahoma to begin the Elite Invitational in the top of the first inning ... Had a double and knocked in UK's only run in a win over North Carolina ... Was UK's leading hitter at the Mary Nutter Collegiate Classic, batting .600 on the weekend with five runs scored, six hits, three doubles two RBI and a pair of walks ... Scored a career-high three runs vs. Bethune-Cookman in UK's win over the BCU Wildcats ... Had two hits, two runs and a walk drawn in UK's 14-4 win over Murray State ... Hit her second home run of the season in UK's Friday night win over #11 South Carolina ... Hit a home run vs. Mizzou ... Hit her first triple of the season vs. NKU on April 9 ... Had two doubles and an RBI single at Louisville in her second-career three-hit game and first of the season ... Had an RBI vs. Alabama in the SEC Tournament semifinals.

(2018) Freshman: Had doubles against Cal State Fullerton and Purdue and came around to score on both of them ... Recorded hits in 17 games ... Scored a run in 17 games, including four in a row ... Had her first-career multi-hit game at San Diego State ... Her 22 walks were third on the team ... Had an RBI against Louisville in the Battle of the Bluegrass ... Went 2-for-3 with three RBI vs. Middle Tennessee State ... Hit her first-career HR vs. Arkansas at the SEC Tournament.

Pre-College: One of three Kentucky natives to sign with the Wildcats in this period, coming out of Owensboro, Kentucky. Johnson is a 5'5" shortstop and utility player who projects to be a threat at the top of the batting order for UK in the future. In 2015, she was named Region Three Player of the Year and Tournament MVP. She led Daviess County to the state tournament, winning their region for the first time in her time with the school. Johnson had her best season in 2016, where she hit .568 with 79 RBI and was named First Team All-State. For the second-consecutive season, she led her team to the state tournament, was named the Region 3 Player of the Year whilst being honored as an All-State Tournament Team representative. She was also All-State Academic in Kentucky, where she will continue to hold strong UK's academic reputation.



CAREER STATS

Year	Avg	GP	GS	AB	R	H	2B	3B	HR	RBI	TB	SLG%	BB	HBP	SO	GDP	OB%	SF	SH	SB	ATT	PO	A	E	FLD%
2018	.242	56	38	99	20	24	2	1	1	17	31	.313	22	4	23	0	.394	2	0	6	9	14	3	0	1.000
2019	.345	59	56	148	39	51	14	2	3	21	78	.527	21	1	22	0	.429	0	3	6	8	27	0	2	.931
2020	.323	24	22	65	16	21	3	1	3	17	35	.538	13	3	10	0	.457	0	1	3	5	28	38	7	.904
TOTAL	.308	139	116	312	75	96	19	4	7	55	144	.462	56	8	55	0	.423	2	4	15	22	69	41	9	.924



KAYLA KOWALIK

#99 • L/R • UTL • JUNIOR • NEW BRAUNFELS, TEXAS (JOHN PAUL II HS)

2020 (Sophomore): Led the NCAA in triples with eight, as she had five triples alone at The Spring Games tournament ... Her eight triples breaks the UK single-season record set by Tiffany Kruse back in 2000 (7) ... Had a hit in all four games on opening weekend, including a two-RBI single vs. Minnesota to break open the game ... Scored a run in three of the four games at the NFCA Lead-Off Classic ... Was UK's lead-off batter the last 23 games.

2019 (Freshman): SEC All-Freshman Team ... Set the record for OBP of a freshman at UK ... SEC Freshman of the Week (3/4/19) ... SEC Freshman of the Week (3/19/19) ... Had a 27-game reached-base streak, the most since Brittany Cervantes in 2011, snapped vs. LSU ... Was UK's breakout freshman on opening weekend, hitting .500 to lead all Wildcats ... Hit .556 to lead all UK players vs. Auburn with five hits in nine official at bats and three RBI ... Hit .500 vs. Mississippi State on the weekend, including the game-tying triple in the bottom of the sixth to complete UK's 6-run comeback in a 9-8 win to clinch the series ... A speedy catcher who can both slap and hit - and did both for base hits ... Had three hits vs. Sam Houston State and also RBI at Houston and vs. Oklahoma State in the seventh inning ... Moved up to lead-off after UK's sixth game of the season, and went 3-for-3 vs. Hofstra in her first game in that role ... Led all UK players by hitting .700 at the Coach B Classic ... Against Murray State alone, she set a new career high with three runs scored, four hits, two extra base hits and four runs batted in during Kentucky's 14-4 win over Murray State ... Team-high and career-high 10-game hitting streak was snapped vs. MSU on March 15 ... Stole a base in each game vs. LSU and also scored the game-winning run on an RBI single up the middle in the fifth inning.

Pre-College: Dual-sport athlete, having shined in both softball and volleyball – where she has been named All-State in both sports. She also lettered in track and field and was a state finalist in the 4x400m relay back in 2015 ... Last season, she hit .524 with a .618 OBP, 28 RBI and 34 stolen bases for St. John Paul II Catholic HS where she helped lead them to a District championship ... Has been a part of the 2015, 16 and 17 District champion team in softball, State champions in 2015 and 2016, State runner's-up in 2017 and volleyball State finalists in 2016 ... Was first team All-District in 2015, 16 and 17; First Team All-State in 2015, 16 and 17 – as well as State All-Tournament Team for three years ... Plays catcher, outfield and first base



CAREER STATS

Year	Avg	GP	GS	AB	R	H	2B	3B	HR	RBI	TB	SLG%	BB	HBP	SO	GDP	OB%	SF	SH	SB	ATT	PO	A	E	FLD%
2019	.357	60	59	185	49	66	8	5	0	25	84	.454	29	3	22	0	.452	0	2	14	17	102	7	2	.982
2020	.373	24	24	83	31	31	4	8	0	13	51	.614	11	2	10	0	.458	0	2	11	11	103	3	2	.981
TOTAL	.362	84	83	268	80	97	12	13	0	38	135	.504	40	5	32	0	.454	0	4	25	28	205	10	4	.982



CASSIE LINDMARK

#34 • R/R • C • SOPHOMORE • LYONS, ILL. (MARIST HS)

2020 (Freshman): Will be part of UK's catching core ... Had an RBI vs. Middle Tennessee St., on Feb. 19 for her first-career RBI ... Has logged three walks on the season ... Earned her first-career hit vs. Detroit on Feb. 29.

Pre-College: Extra Innings No. 72 nationally-ranked player
Freshman year and sophomore year was named All-Conference
Named All-Conference and All-State in her sophomore year
In her junior campaign she was All-Area and winner of the Golden Glove ... Helped lead her team to a Regional and Sectional championship her junior season. In her sophomore year, the team was fourth at the state tournament and Regional, Sectional and Super Sectional champions ... Last year hit .465 with a .543 on-base percentage and slugged at a .768 clip. ... President of the school Science Club her junior and senior years, as well as winning the Leadership Award in her freshman year.



CAREER STATS

Year	Avg	GP	GS	AB	R	H	2B	3B	HR	RBI	TB	SLG%	BB	HBP	SO	GDP	OB%	SF	SH	SB	ATT	PO	A	E	FLD%
2020	.077	17	8	13	0	1	0	0	0	2	1	.077	4	0	2	0	.294	0	0	0	0	30	1	1	.969
TOTAL	.077	17	8	13	0	1	0	0	0	2	1	.077	4	0	2	0	.294	0	0	0	0	30	1	1	.969



MALLORY PEYTON

#13 • R/R • INF • SENIOR • MADISONVILLE, KY. (MADISONVILLE HS)

2020 (Junior): Leads Kentucky with 11 home runs on the season and led the SEC in that category ... Clobbered four HR's at The Spring Games Tournament in Orlando, including two in one game vs. FIU for the second time in her career ... Hit home run off of Amber Fiser to put UK up 1-0 in the top of the second inning during UK's 7-0 win over #7 Minnesota ... Hit her second-career grand slam in UK's 10-9 extra-inning win over Georgia Tech ... Also had a grand slam to win the game for Kentucky over Texas A&M in the rubber match of the series ... Hit her first-career triple vs. Marshall.

(2019) Sophomore: Hit a three-run home run vs. Oklahoma State to put the Wildcats up 5-1 in the fourth inning ... Hit four HR's at the Elite Invitational, leading all players ... Hit 13 HR's on the year, tied for second on the team behind Abbey Cheek ... Hit 3 HR's vs. Texas Tech in final weekend of regular season ... Led the Elite Invitational in HR's (4), RBI (12), Slugging (1.313) and total bases (21) ... Has been on base in every game but 11 this season ... Has 19 extra-base hits this season ... Has passed her entire season HR total in 2018 ... 12 multi-RBI games this season ... Stole her first-career base at South Carolina on March 8 in a 5-0 win ... Hit her eighth home run of the year vs. Arkansas ... Hit a huge two-run double on a 13-pitch at bat vs. Ole Miss in the SEC Tournament quarterfinals.

(2018) Freshman: SEC Freshman of the Week (5/7/18) ... Has come in and really added some pop to the UK lineup with her power and ability to give a good at bat ... Went 5-9 in the NCAA Lexington Regional - her first taste of the postseason ... In the regional, she had five hits, two runs scored, four RBI and an extra-base hit ... Hit her first-career home run at the Diamond 9 Citrus Classic in Orlando to tie the game at 1-1 vs.

Duke in the third inning ... Hit home runs in game one and three at #9 Texas A&M ... Has scored a run in 15 games, and reached base safely in 20 of the last 32 games she has appeared in ... Had eight RBI vs. South Carolina, including two home runs ... Hit her first-career Grand Slam vs. South Carolina on Friday and had a three-run blast in game two to clinch the series win and UK's spot in the SEC Tournament ... Had back-to-back games with an RBI against Duke and Bradley ... Hit two HR on the same day in UK's DH vs. SEMO and Ohio for her first and second career long balls at John Cropp Stadium ... Was on a four-game hitting streak, a career best, before UK was no-hit by Kelly Barnhill on March 9 ... Was the Battle of the Bluegrass MVP with a career-high tying three RBI in UK's win over Louisville ... Had an extra-base hit in all three games at #9 Texas A&M.

Pre-College: Five-foot-six power-hitting Mallory Peyton will make the short three-hour trip east from Madisonville, Kentucky to join the Wildcats infield rotation. She has a 3.97 unweighted GPA in addition to a high ACT score in the classroom. She led Madisonville to three-straight state tournament appearances and played a major role in helping the team set the single-season state home run record, with 63 bombs in 2015. Peyton had an outstanding season in 2016 where she was named Region Two Player of the Year, NFCA Second Team All-Region and First Team All-State for the third year in a row. Her outstanding offensive season was capped off with a .512 batting average, while notching 62 hits, 22 doubles and 18 home runs. She led Madisonville North Hopkins High School to finishing third at the state championship a year ago.



CAREER STATS

Year	Avg	GP	GS	AB	R	H	2B	3B	HR	RBI	TB	SLG%	BB	HBP	SO	GDP	OB%	SF	SH	SB	ATT	PO	A	E	FLD%
2018	.260	52	36	96	22	25	6	0	7	27	52	.542	10	2	28	0	.339	1	5	2	4	112	11	1	.992
2019	.243	59	59	152	30	37	7	0	13	40	83	.546	20	13	40	0	.372	3	6	2	2	399	6	10	.976
2020	.379	24	24	66	24	25	4	1	11	35	64	.970	10	10	12	0	.517	1	3	1	3	144	8	3	.981
TOTAL	.277	135	119	314	76	87	17	1	31	102	199	.634	40	25	80	0	.396	5	14	5	9	655	25	14	.980



MEGHAN SCHORMAN

#26 • R/R • P • JUNIOR • HAZELWOOD, MO. (MARQUETTE HS)

Sophomore (2020): Surpassed her win total in 2020 (7) from her freshman season (5) ... Was sensational at the NFCA Lead-Off Classic, pitching 8.1 scoreless innings vs. #7 Minnesota and Liberty, earning the wins in both of those games ... Got the start vs. Liberty for the first game of the season ... Pitched a complete-game shutout vs. DePaul in a 9-0 win ... Has won six of her eight starts in the circle ... Leads the team in ERA.

Freshman (2019): Joined Grace Baalman and Katie Henderson as the only two UK pitchers to throw a complete-game shutout in their first-career start as she shutout Sam Houston State on Feb. 9 in a 6-0 win ... Pitched two scoreless innings in the Lexington Regional vs. Toledo ... The fastest-throwing freshman that UK has ever had under Rachel Lawson (pitches reach as high as 67/68mph) ... Had nine strikeouts vs. Sam Houston State - the most for any UK freshman in her first-career start ... Pitched UK to its first top-25 win of the season over No. 19 Oregon at the Elite Invitational ... Pitched two innings of relief vs. #5 Washington, only surrendering two hits ... Earned her first-career win in the SEC on March 10 at #11 South Carolina, pitching 5.1 innings only allowing one Gamecock run, and striking out three batters ... Picked up the win in UK's 9-8 comeback win over Mississippi State, as she won each of her first two SEC appearances ... Started vs. Texas Tech in final regular season game.

Pre-College: Lettered three time in softball with her high school team, Marquette Catholic ... Helped lead her team to a regional title in 2018 ... Broke the school record with 36 wins in the circle during the 2018 season ... First and Second Team All-Conference in her time with Marquette Catholic ... Telegraph News Player of the Year and the Riverbender News ... First Team All-Metro



CAREER STATS

Year	ERA	W	L	App	GS	CG	SHO	CBO	SV	IP	H	R	ER	BB	SO	2B	3B	HR	BF	B/Avg	WP	HBP	BK	SFA	SHA
2019	3.48	5	2	21	8	1	1	1	1	52.1	46	29	26	33	46	6	0	5	242	.234	9	9	0	2	1
2020	1.30	7	1	10	8	3	2	2	1	43.0	42	12	8	8	45	5	1	2	180	.250	0	4	0	0	0
TOTAL	2.50	12	3	31	16	4	3	3	2	95.1	88	41	34	41	91	11	1	7	422	.241	9	13	0	2	1



RYLEA SMITH

#19 • L/R • OF • SOPHOMORE • ST. LOUIS, MO. (PARKWAY NORTH HS)

2020 (Freshman): Scored 2+ runs in nine games this season ... Tied the program record with four runs in a game on two different occasions this season ... Walk-off RBI single in win over Texas State ... Had six hits on opening weekend at the NFCA Lead-Off Classic, including an RBI in three of the four games and two stolen bases ... Reached base safely in 18-straight games until 3/1/20 vs. Dartmouth, only failing to reach base in UK's opening day contest - In that span, she had a 16-game hitting streak, and eight of those 16 games were multi-hit games ... Has scored 2+ runs in eight games this season.

Pre-College: Conference Player of the Year for her high school ... First team All-District, first team All-Region, second team All-State ... Led her high school to a state championship in 2018 with a .526 batting average. She hit .500 and above in all four years. ... Was also a track athlete in high school, winning All-State honors ... Plans on majoring in International Studies or Modern and Classical Languages, Literature and Culture



CAREER STATS

Year	Avg	GP	GS	AB	R	H	2B	3B	HR	RBI	TB	SLG%	BB	HBP	SO	GDP	OB%	SF	SH	SB	ATT	PO	A	E	FLD%
2020	.420	24	24	88	29	37	6	1	0	30	45	.511	2	0	12	1	.424	2	0	7	8	12	0	4	.750
TOTAL	.420	24	24	88	29	37	6	1	0	30	45	.511	2	0	12	1	.424	2	0	7	8	12	0	4	.750



TATUM SPANGLER

#5 • L/L • P/INF/OF • JUNIOR • HENDERSON, NEV. (CORONADO HS)

Sophomore (2020): Hit her first-career home run vs. Minnesota on Feb. 9 ... Scored three runs vs. Minnesota, as well ... Pitched a scoreless inning vs. Team USA in an exhibition at the NFCA Lead-Off Classic ... Has five multi-hit games this season ... Set or tied a career high in at bats, runs, hits, walks and RBI in UK's win over Marshall on March 11.

Freshman (2019): Can play any position on the field but catcher ... Started her first-career game vs. Sam Houston State as a first baseman ... Her first-ever plate appearance was in a pinch-hit capacity with UK trailing 6-5 in the bottom of the 8th and two outs vs. Illinois in her first NCAA game because Alex Martens had been ran for 2x and was not eligible to re-enter ... Scored a run in NCAA Regionals in a pinch-running role ... Pitched her first-career complete game on March 12 in a 9-1 win over Miami (OH) ... Hit a walk-off single to give UK an 8-0 win over Hofstra for her first-career hit and RBI ... Started UK's win against St. Louis, as she pitched three scoreless innings, only allowing two hits in her first-career start and win in the circle ... Earned her first-career SEC start as an outfielder vs. Mississippi St. ... Pitched her first-ever complete-game shutout vs. NKU on April 9.

Pre College: Named Nevada Softball Gatorade Player of the Year in 2018, Las Vegas Sun Female Athlete of the Year in 2018 and her high school Female Athlete of the Year in 2018 ... Has been named a team captain the past two seasons, and was named first team All-State the last 3 years and second team her freshman year ... She was the season MVP of her high school for the last 2 years and was the Nevada Preps Softball Player of the Year in 2018 and the Nevada Preps ... Pitcher of the Year for the Sunrise Region in 2018 and 2017. Earning her a spot on the MaxPreps High School All American 1st Team in 2018 ... Also lettered in volleyball her senior year and played her sophomore and freshman years, where she was the offensive MVP her freshman season ... She was team captain for volleyball and named the Coronado Cougar Award and led her team to a second-place finish at the Sunrise League Championships.



CAREER STATS

Year	ERA	W	L	App	GS	CG	SHO	CBO	SV	IP	H	R	ER	BB	SO	2B	3B	HR	BF	B/Avg	WP	HBP	BK	SFA	SHA
2019	3.73	4	1	10	4	2	1	1	0	20.2	20	11	11	12	17	4	1	0	99	.238	4	3	0	0	0
2020	4.94	0	1	7	3	0	0	1	0	11.1	10	10	8	7	12	1	0	2	55	.227	2	2	0	1	1
TOTAL	4.16	4	2	17	7	2	1	2	0	32.0	30	21	19	19	29	5	1	2	154	.234	6	5	0	1	1
Year	Avg	GP	GS	AB	R	H	2B	3B	HR	RBI	TB	SLG%	BB	HBP	SO	GDP	OB%	SF	SH	SB	ATT	PO	A	E	FLD%
2019	.188	41	9	16	8	3	1	0	0	3	4	.250	1	0	4	0	.222	1	1	0	0	17	3	3	.870
2020	.286	21	19	49	13	14	5	0	1	4	22	.449	4	1	8	1	.352	0	1	1	1	7	5	0	1.000
TOTAL	.262	62	28	65	21	17	6	0	1	7	26	.400	5	1	12	1	.319	1	2	1	1	24	8	3	.914



MIRANDA STODDARD

#1 • R/R • P/INF • SOPHOMORE • ANAHEIM, CALIF. (ORANGE LUTHERAN HS)

2020 (Freshman): Exceptional pitcher who will see time in the circle at third base this season, and can also play third base ... Hit the game-winning HR and got the win in the circle in Kentucky's amazing 16-15 comeback win over Marshall ... Pitched a scoreless inning vs. Team USA in the NFCA Lead-Off Classic ... Got her first hit, walk and run scored in the Littlewood Classic in Tempe during the second weekend of the season ... Pitched a complete game in the circle vs. Florida International, as she picked up her first win of her career... Came in and got her first-career save vs. Samford in a 7-4 UK win.

Pre-College: Extra Innings No. 59 nationally-ranked player ... Was the MVP of her high school team in her freshman season and was second team All-League. ... In her sophomore year, she was named All-League and third team All-County. ... Last season, she had a sub-two ERA and struck out 100 batters. Offensively she had a .333 average and hit five home runs. ... Helped lead her high school team to a league championship in her freshman year and CIF qualification in her freshman and sophomore years. ... Family is extremely athletic; Dad was a water polo player and swimmer at California and three different uncles competed at the Air Force Academy (water polo), Long Beach State (football) and Oregon State (football).



CAREER STATS

Year	ERA	W	L	App	GS	CG	SHO	CBO	SV	IP	H	R	ER	BB	SO	2B	3B	HR	BF	B/Avg	WP	HBP	BK	SFA	SHA
2020	4.12	2	0	7	2	1	0	0	1	17.0	18	11	10	3	11	3	0	6	73	.257	1	0	0	0	0
TOTAL	4.12	2	0	7	2	1	0	0	1	17.0	18	11	10	3	11	3	0	6	73	.257	1	0	0	0	0
Year	Avg	GP	GS	AB	R	H	2B	3B	HR	RBI	TB	SLG%	BB	HBP	SO	GDP	OB%	SF	SH	SB	ATT	PO	A	E	FLD%
2020	.333	18	7	21	7	7	2	0	1	8	12	.571	5	2	4	0	.483	1	0	0	0	13	14	4	.871
TOTAL	.333	18	7	21	7	7	2	0	1	8	12	.571	5	2	4	0	.483	1	0	0	0	13	14	4	.871



NEWCOMERS



#21 Erin Coffel
INF // Bremen, Ind.

- Ranked as the No. 7 player nationally by FLOsoftball, one of the highest-ranked recruits ever to sign with Kentucky
- Indiana Gatorade Player of the Year for 2019 and 2020
- First Team All-State her sophomore and junior years of high school, hitting .593 and .621 in those two seasons
- NIC Conference MVP her sophomore and junior seasons
- Helped lead her team to a 2018 Indiana Class 2A Softball State Runner-up finish and in 2019 to a Indiana Class 2A Softball State Championship



#6 Victoria Fragoso
INF // La Mirada, Calif.

- Hit .300 in her junior year with a .352 slugging percentage and was First Team All-League
- Helped lead her HS team to a No. 1 ranking in the country in 2018 and the Bullhead City Tournament City championship
- Trinity League champion in 2017 and 2019
- Her travelball team Won Berth for PGF premiere 2017,2018, and 2019
- Travelball team additionally was runner's-up at The Champions Cup 16U division as 14U team (Robert Young Firecrackers 14U)



NEWCOMERS



#77 Meeko Harrison
INF // Fontana, Calif.

- Has hit .495 and .490 in her last two years of high school softball
- Received the team MVP award in 2019
- First Team All-League in 2018 and 2019
- Travelball team was third in the Boulder IDT Tournament this past year in 2019
- Has lettered in softball four years at Etiwanda High School
- to being All-State, Super All-State



#11 Vanessa Nesby
OF // Corona, Calif.

- Has led her high school team to three CIF appearances
- First Team All-League in the 2018 and 2019 seasons
- Lettered four years at Santiago High School in Corona, Calif.
- Helped lead her team to a 2018 and 2019 Las Vegas Premier PGF berth
- Participated in the 2017 Georgie Premier PGF Tournament



NEWCOMERS



#23 Stephanie Schoonover
P/UTL // Dothan, Ala.

- Has finished in the top four of the Alabama State Championships all four years, helping to lead her team to a runner-up finish in 2016 and 2019
- Pitched over 170 innings this past season with 296 strikeouts, a 1.30 ERA.
- Offensively this year, she hit .370 with an on-base percentage of .436, 15 home runs and 56 RBI
- 2019 5A Pitcher of the Year in the state of Alabama
- Last season, she accumulated All-Area honors in addition to being All-State, Super All-State



#20 Erica Thulen
UTL // Erie, Ill.

- Erie-Prophetstown Panthers was where she went to high school and starred on her team
- Member of Iowa Premier for travelball
- Bats: Right/Throws: Right
- Played SS in high school
- Hit over .300 in her senior season of high school softball



RACHEL LAWSON

HEAD COACH - 14TH SEASON - ALL-TIME WINNINGEST HEAD COACH AT UK

When Rachel Lawson was named head coach of the University of Kentucky softball team in July 2007 she saw a program poised for success. She knew athletics director Mitch Barnhart and the rest of UK's administration would give her unwavering support, and most importantly she knew the Big Blue Nation would provide the home-field advantage necessary for her team to compete in the Southeastern Conference.

Entering her 14th season as UK's head coach in 2021, Lawson's vision for the UK softball program has become a realization. The winningest head coach in program history has not only lead UK to its first-ever appearance in the Women's College World Series, seven NCAA Super Regionals the last nine seasons, including a program-best 50 wins in 2014, but UK's administration come through on their promise and commitment to softball by providing Lawson with one of the nation's greatest collegiate softball facilities in the \$9.5 million John Cropp Stadium.

She became the first coach in program history to eclipse 400 wins at Kentucky against Utah on Feb. 15 in a 13-2 win over Utah at the inaugural ESPN St. Pete/Clearwater Elite Invitational Presented by Wilson.

In 2014, Lawson guided Kentucky to the Women's College World Series behind 50 wins. The Wildcats also set single-season records in at-bats, runs scored, doubles, home runs, RBI, total bases, walks, fielding percentage, putouts, lowest ERA and strikeouts. UK, which advanced to the program's first SEC Tournament Championship, started the season with a program-best 12 straight wins.

Six of the last seven full seasons, Lawson has led the Wildcats to a national seed in the NCAA Tournament. The school's first-ever national seed was in 2013 - and UK hosted an NCAA Regional for the first time ever. Kentucky, which has made the NCAA Tournament each of the last 11 seasons, is one of just 18 schools nationally to claim that honor.

In 2019, Kentucky had one of its best offensive seasons ever - setting the school record for runs scored, batting average, on-base percentage, slugging and trying the program best with 71 home runs. Abbey Cheek was named the 2019 SEC Player of the Year, becoming the first player under Lawson to win a conference Player of the Year honor. Additionally, UK made its third-straight NCAA Super Regional and swept its way through the Lexington Regional for a third-straight season.

She guided the Wildcats to a run-rule sweep of the 2018 NCAA Lexington Regional, as the Wildcats became just the third team in NCAA history to run rule all three games of a regional. Kentucky beat Illinois-Chicago 10-1 in the opening round, shutout Notre Dame 10-0 in the 1-0 game and then ended the weekend with a 9-1 win over the Fighting Irish to book UK's sixth ticket to the NCAA Super Regionals.

Lawson helped guide Kentucky to its best regular season in program history in 2016, winning 43 games in the regular season, ending with a No. 9 national seed in the NCAA Tournament, a new program best. The Wildcats earned the right to host the NCAA Tournament for the third time in the last four seasons at John Cropp Stadium in Lexington. Lawson was named the 2016 SEC Coach of the Year, and joined Kelsey Nunley (SEC Pitcher of the Year) as the first two Kentucky winners of those awards.

The 2016 team finished with some of the best pitching numbers in program history, setting school records in the circle for lowest team ERA (1.71), lowest opponent batting average (.191), fewest runs allowed (130), fewest earned runs allowed (98), fewest hits allowed (280) and fewest doubles allowed (44)

Lawson has won 524 career games at the head of the dugout and has coached four National Fastpitch Coaches Association All-Americans in the last 10 years. Abbey Cheek became the first unanimous All-American in program history in 2019 after the most prolific offensive season in Kentucky annals. In 2016, senior pitcher Kelsey Nunley became the second All-American in program history (Molly Johnson, 2nd Team), and the first to be named to the First Team. That was followed by Katie Reed in the 2018 season, who was named to the third team.



Now sitting at 524-360 in her 12 seasons at Kentucky, Lawson is the winningest head coach in school history and already has more wins in SEC play than UK had all told as a program when she took over in 2007. UK finished the 2014 season ranked sixth in both national listings for its best final ranking ever. In 2013, Kentucky was ranked in the top 14 of both collegiate softball rankings for the second time in school history with nine wins over ranked teams. In her 12 seasons at Kentucky, Lawson has defeated over 100 ranked foes, including 53 wins vs. top-10 teams and 29 against top-five teams.

Lawson's 2013 squad set the stage for the 2014 run to the Women's College World Series, setting several school records, including a then-program record 41 wins. All told, Lawson has directed the Wildcats to 30 or more victories in 11-straight seasons, which also resonates as a program record. In her 12 years with Kentucky, Lawson has helped UK players earn 50 All-SEC honors and 29 SEC Player of the Week honors.

Lawson's impact on the UK program is obvious, but her ability to develop players sometimes gets overshadowed by her impressive credentials in handling the day-to-day running of a program. Lawson, who serves as the pitching coach for the Wildcats, has guided three different pitchers to throw no-hitters against top-25 teams in just the last seven seasons alone. In all, UK has 17 career no-hitters - all of which have come under Lawson's tenure - including two perfect games.

Kentucky's 2012 season was highlighted by an impressive second-half surge with upsets of 12 ranked opponents, a then Lawson-best fifth place finish in SEC action, a program-record six captured conference series and a senior class who became the first class in school history to tally a .500 record or better in each of their four seasons of play.

In 2011, Lawson directed the Wildcats to their first NCAA Super Regional appearance and finished the season ranked No.12 in the country. The 2011 team earned a 40-16 overall record to set a new single-season standard for wins in a season before Lawson's 2013 team posted 41. UK appeared in the national rankings for a school-record 14 consecutive weeks, defeated 12 top-25 ranked opponents, captured five SEC series and became a national story with a dramatic postseason run which included a seventh-inning rally



RACHEL LAWSON, CONT.

to knock off the nation's No. 2 team in Michigan in Ann Arbor to advance to Super Regionals.

The 2011 Wildcats shattered 12 single-season UK records, including home runs (65), RBI (275) and batting average (.275). Individually, the Wildcats had a school-record five players earn National Fastpitch Coaches Association All-Region honors in Meagan Aull, Cervantes, Kara Dill, Riley and Megan Yocke. Following the end of the impressive 2011 season, Lawson was rewarded with a five-year contract extension keeping her at the helm of the Wildcat program through 2016. That contract has been extended several times since, including June of 2014, which keeps Lawson in UK blue through the 2020 season.

Lawson became just the third head coach in the history of the Kentucky softball program after spending three seasons at Western Kentucky. She also served as an assistant coach at Maryland from 1996-2002 and was the associate head coach of the Philadelphia Force professional team in 2006.

Lawson tallied a record of 92-84 (.523) during her tenure with the Hilltoppers. In her first season at WKU, she led the Toppers to a spot in the Sun Belt Conference Tournament championship game. Picked to finish last in the preseason poll, WKU tied for second in the conference standings after setting a school record with 12 Sun Belt victories. The Billings, Mont., native led WKU to a 33-24 record in 2005 and reached the 30-win plateau again in 2007.

Lawson and the Hilltoppers battled nine NCAA Regional participants in 2006, including four teams ranked in the top 25, while finishing third in the Sun Belt regular-season play. She guided the squad to wins over perennial powers Long Beach State, South Florida, Mississippi Valley, as well as No. 13 Louisiana-Lafayette and No. 21 Louisville. In fact, then-freshman pitcher Ryan Rogge tossed the school's third no hitter against the Ragin' Cajuns in WKU's 8-0 victory.

The win handed UL its first run-rule defeat in an SBC contest. Three Hilltoppers - Lathrop, Rolfs and Rogge - each earned SBC Player- and Pitcher-of-the-Week honors throughout the season, as Rolfs and outfielder Alana Towns notched all-conference honors.

Lawson was a two-time all-conference player at Massachusetts, where she was part of a program that advanced to the 1992 Women's College World Series, and has seven years experience as an assistant coach at Maryland.

During her four-year career at UMass, Lawson helped the Minute-women post a combined record of 142-68 (67.6 percent) including a 39-3 (92.9 percent) Atlantic 10 mark. In addition to the 1992 WCWS appearance, she was a part of squads that also advanced to the NCAA Tournament her freshman season, won three A-10 Tournament titles and claimed the league regular-season championship four straight years.

Lawson was honored individually for her accomplishments on and off the field. She was both an All-Conference and All-Atlantic 10 Tournament performer in 1992 and 1994, and was also named to the A-10 Academic all-conference squad following each of her final two seasons.

Lawson joined the Maryland staff in 1996 and helped the Terrapins post six winning seasons in her seven years in College Park. Her responsibilities included recruiting, scheduling, organizing practice and travel, as well as running camps and clinics. In 1999, Lawson and company were selected the National Fastpitch Coaches Association Mid-Atlantic Coaching Staff of the Year after leading the Terrapins to a 51-23 record, their first ACC regular-season title and the championship game of the NCAA Region II Tournament.

During her time at Maryland, Lawson helped eight individuals earn NFCA all-region accolades -- with an All-America honoree in 1999 -- and nine players collected all-conference honors.

A 1994 graduate of Massachusetts with a degree in exercise science, Lawson also earned her master's degree in sports management from UMass in 1998. She is the daughter of Elaine and Gerald Lawson and has 11 siblings.

Before Lawson	Kentucky	During Lawson
11	Seasons	13
1	Winning Seasons	12
242 (.373)	Wins. (Pct.)	452 (.635)
64	SEC Wins	142
11	Wins vs. Top 25	107
0	NCAA Tournaments	11
0	Super Regionals	7
0	WCWS	1
4	All-SEC Honors	50
94	SEC Academic Honor Roll Honorees	171

LAWSON YEAR-BY-YEAR AS HEAD COACH

Year	Team	Overall Record	Conference Record
2005	Western Kentucky	33-24	11-8
2006	Western Kentucky	29-28	8-7
2007	Western Kentucky	30-32	11-13
2008	Kentucky	17-37	3-25
2009	Kentucky	34-23	13-14
2010	Kentucky	32-27	13-15
2011	Kentucky	40-16	14-9
2012	Kentucky	30-30	15-13
2013	Kentucky	41-21	13-11
2014	Kentucky	50-19	13-11
2015	Kentucky	32-26	5-19
2016	Kentucky	46-14	17-7
2017	Kentucky	39-19	12-12
2018	Kentucky	35-21	8-15
2019	Kentucky	36-24	14-10
2020	Kentucky	20-4	2-1 (COVID-19)
Total	15 Seasons	544-364	211-190
	At Kentucky (12 years)	452-279	142-162
	At WKU	92-84	30-31

2008-Present: Kentucky, Head Coach
2005-07: Western Kentucky, Head Coach
1996-2002: Assistant Coach, Maryland

LAWSON VS. ALL OPPONENTS

Team	Total	At UK	At WKU	Team	Total	At UK	At WKU
Akron	1-1	--	1-1	Murray State	4-0	4-0	--
Alabama	8-21	8-20	0-1	New Mexico	1-0	1-0	--
Albany	1-0	1-0	--	New Mexico St.	4-4	1-2	3-2
Arizona	1-0	1-0	--	Nicholls State	1-0	1-0	--
Arizona State	2-5	2-5	--	North Carolina	2-0	2-0	--
Arkansas	17-13	16-13	1-0	N.C. State	3-2	2-1	1-1
Auburn	11-20	11-20	--	North Dakota State	2-0	2-0	--
Austin Peay	10-1	4-0	6-1	Northern Kentucky	3-0	3-0	--
Ball State	1-0	1-0	--	North Florida	2-0	2-0	--
Baylor	0-1	0-1	--	Northern Illinois	2-0	2-0	--
Belmont	4-0	--	4-0	North Texas	9-4	--	9-4
Bethune-Cookman	1-0	1-0	--	Northwestern	1-0	1-0	--
Boise State	1-0	1-0	--	Notre Dame	5-0	5-0	--
Bradley	1-1	1-0	0-1	Ohio	9-1	8-0	1-0
Brigham Young	1-1	1-1	--	Ohio State	3-3	2-3	--
Buffalo	0-1	--	0-1	Oklahoma	1-3	1-3	--
Butler	2-0	2-0	--	Oklahoma State	0-1	0-1	--
California	4-4	4-4	--	Ole Miss	18-9	18-9	--
Cal State Fullerton	3-0	3-0	--	Oregon	4-5	4-5	--
Cal Poly	1-0	1-0	--	Oregon State	2-1	2-1	--
Canisius	1-0	1-0	--	Penn State	2-0	2-0	--
Centenary	1-0	1-0	--	Pacific	1-0	1-0	--
Central Florida	2-2	2-2	--	Pittsburgh	2-2	2-2	--
Central Michigan	1-0	1-0	--	Portland State	0-1	0-1	--
Colorado State	1-1	1-0	0-1	Purdue	2-1	2-0	0-1
Connecticut	2-1	2-1	--	Radford	1-0	1-0	--
Dayton	2-0	2-0	--	Sam Houston State	1-0	1-0	--
DePaul	5-2	5-2	--	Santa Clara	1-0	1-0	--
Detroit Mercy	2-0	2-0	--	San Diego	1-0	1-0	--
Drexel	1-0	1-0	--	San Diego State	6-1	5-1	1-0
Duke	1-0	--	1-0	Samford	1-0	1-0	--
Eastern Illinois	2-0	2-0	--	SE Missouri St.	4-0	2-0	2-0
Eastern Kentucky	15-2	13-0	2-2	South Alabama	2-1	--	2-1
Eastern Michigan	0-1	--	0-1	South Carolina	22-10	22-10	--
Evansville	4-1	3-0	1-1	South Dakota	1-0	1-0	--
Fairfield	1-0	1-0	--	South Florida	3-2	1-0	2-2
Florida	8-20	8-20	--	Southern Illinois	4-0	4-0	--
Florida A&M	4-0	4-0	--	SIUE	2-0	2-0	--
Florida Atlantic	7-3	7-0	0-3	Stanford	1-1	1-1	--
Florida Int.	8-5	2-0	6-5	Stephen F. Austin	2-0	2-0	--
Florida State	2-2	2-2	--	Stetson	2-0	2-0	--
Georgetown	1-0	1-0	--	St. Francis (Pa.)	1-0	1-0	--
Georgia	6-27	6-24	0-3	St. John's	1-0	--	1-0
Georgia State	0-1	0-1	--	St. Louis	1-0	1-0	--
Georgia Southern	4-1	4-1	--	Syracuse	1-0	1-0	--
Georgia Tech	1-2	1-2	--	Tennessee	8-23	8-21	0-2
George Washington	1-0	1-0	--	Tennessee-Chatt.	4-1	3-1	1-0
Harvard	1-0	1-0	--	Tennessee-Martin	2-1	1-0	1-1
Hawaii	1-2	1-2	--	Tennessee State	5-1	--	5-1
Hofstra	1-0	1-0	--	Tennessee Tech	4-0	4-0	--
Houston	1-1	1-1	--	Texas	2-1	2-1	--
Howard	1-0	1-0	--	Texas A&M	8-7	8-7	--
Illinois	4-1	4-1	--	Texas A&M-CC	0-1	0-1	--
Illinois-Chicago	2-0	1-0	--	Texas State	1-0	1-0	--
Illinois State	2-3	1-0	1-3	Texas Tech	1-2	1-2	--
Indiana	8-3	6-2	2-1	Toledo	3-0	3-0	--
Indiana State	0-1	--	0-1	Troy	2-6	--	2-6
Iowa	0-1	0-1	--	UAB	0-2	0-2	--
IPFW	1-0	1-0	--	UC Davis	2-0	2-0	--
IUPUI	2-1	1-0	1-1	UC Riverside	1-0	1-0	--
Jacksonville	2-0	--	2-0	UCLA	3-7	3-7	--
Jacksonville State	2-0	2-0	--	UNC-Wilmington	0-1	--	0-1
James Madison	2-1	2-0	0-1	UNC-Charlotte	0-1	0-1	--
Kansas	2-1	2-1	--	UNLV	1-0	1-0	--
Kent State	5-1	5-1	--	USC Upstate	1-0	1-0	--
Kentucky	2-4	--	2-4	Utah	3-2	3-2	--
Kennesaw State	0-1	0-1	--	Valparaiso	1-0	1-0	--
La.-Lafayette	4-12	1-2	3-10	Virginia	1-1	--	1-1
La.-Monroe	3-0	--	3-0	Virginia Tech	4-3	4-2	0-1
Lehigh	1-0	1-0	--	Wagner Coll.	1-0	--	1-0
Louisiana Tech	2-0	2-0	--	Washington	1-4	1-3	0-1
Liberty	2-0	2-0	--	Western Carolina	1-0	1-0	--
Lipscomb	6-3	2-1	4-2	Western Illinois	1-1	0-1	1-0
Long Beach St.	4-1	3-1	1-0	Western Kentucky	9-1	9-1	--
LIU-Brooklyn	2-0	2-0	--	Western Michigan	4-0	4-0	--
Louisville	10-16	8-13	2-3	Wichita State	1-1	1-1	--
LSU	14-20	14-18	0-2	Winthrop	2-3	1-0	1-3
Loyola Marymount	3-0	2-0	1-0	Wright State	6-0	3-0	3-0
Loyola-Chicago	1-0	1-0	--	Totals	544-364	452-279	92-84
Marshall	9-0	9-0	--				
Maryland	2-1	2-1	--				
Memphis	2-1	2-1	--				
Miami (Ohio)	5-1	5-0	0-1				
Michigan	3-6	3-5	0-1				
Michigan State	1-1	--	1-1				
Middle Tenn. St.	14-3	6-0	8-3				
Minnesota	2-1	2-1	--				
Missouri	8-7	8-7	--				
Mississippi St.	21-10	21-9	0-1				
MS Valley State	3-0	1-0	2-0				
Missouri-Kansas City	1-0	1-0	--				
Morehead State	6-0	6-0	--				



KRISTINE HIMES

ASSOCIATE HEAD COACH - 14TH SEASON

Talk with Kentucky softball head coach Rachel Lawson for two minutes about her program and its recent success and she will inevitably push off credit to associate head coach Kristine Himes, who is entering her 14th season with UK's program in 2021, and has been with Lawson every step of the way in Lexington.

Himes is in her 12th season as the associate head coach of the Kentucky softball team after serving four seasons as assistant coach until a promotion following the 2011 season. Himes handles many day-to-day dealings with the program and is responsible for the development of the Wildcats' infield. She also is UK's hitting coach and has led some of the highest power offensives in school history in her time with the Wildcats.

Himes helped guide Abbey Cheek to the 2019 SEC Player of the Year award, not only serving as her hitting coach, but also working closely with the infielders. Himes pushed Cheek to not only the SEC Player of the Year award, but a finalist for the HONDA Award, an NFCA Unanimous First Team All-American and a CoSIDA Academic All-District member.

On the field, Kentucky's batters have improved dramatically since Himes' arrival. The Wildcats charted an improved team batting average in six of Himes' first seven seasons in Lexington. In fact, in the six years before Himes arrived at Kentucky, UK had only posted a team batting average over .255 two times, while UK has earned that honor in all 11 years under Himes' tutelage.

The 2019 offense was Himes' best at Kentucky, as she guided the Wildcats to setting the school record for runs scored, batting average, on-base percentage, slugging and trying the program best with 71 home runs. Additionally, UK made its third-straight NCAA Super Regional and swept its way through the Lexington Regional for a third-straight season.

In 2017, she guided the Wildcats offense to a run-rule sweep of the 2018 NCAA Lexington Regional, as the Wildcats became just the third team in NCAA history to run rule all three games of a regional. Kentucky beat Illinois-Chicago 10-1 in the opening round, shutout Notre Dame 10-0 in the 1-0 game and then ended the weekend with a 9-1 win over the Fighting Irish to book UK's sixth ticket to the NCAA Super Regionals.

In 2014, Himes helped guide Kentucky's to its first-ever appearance in the Women's College World Series behind some impressive defense and clutch hits. The Wildcats broke several single-season records en route to the program's first 50-win season, tying the school record for most home runs in a game with five against Ole Miss, while it hit 71 home runs overall, breaking the previous program record for homers in a season. UK also set single-season records in runs scored, doubles, RBI, total bases and walks drawn. Defensively in 2018, Himes' coaching led Kentucky to its best season in the field in her tenure, setting a program record .977 fielding percentage, including a program-best 1,455 putouts.

it three or more home runs in eight games, including four or more home runs three times. UK hit a school record five home runs against Middle Tennessee State, while it hit four homers in game one of the 2013 NCAA Tempe Super Regional, the most homers ever hit in an NCAA Tournament game for UK.

Brittany Cervantes, who graduated in 2012, excelled under Himes, ending her career ranking first in the UK records for home runs with 48. Cervantes also finished top 10 in the UK career rankings in doubles, walks, RBI, runs scored and slugging percentage. In addition, the tandem of former stars Meagan Aull and Megan Yocke rank among UK's all-time leaders in nearly every offensive category including batting average, doubles, home runs and stolen bases.

Himes showed her ability to develop talent in 2012, when she led Cervantes, Kara Dill and Griffin Joiner to All-SEC honors. Cervantes had a great senior season, leading the team in home runs, RBI and doubles. Dill continued to show offensive improvement leading the team with a .351 average and a career-high 71 hits, which ranked fifth-most all-time in school history. Joiner had a great freshman season, hitting .278 with 20 RBI and four homers.

Prior to joining UK, Himes served under Lawson at Western Kentucky for one season. The Hill-toppers emerged as one of the top teams in the conference.

Himes' coaching career began at George Washington University, where she spent two seasons helping the Colonials continue to establish themselves as a Division I program.

Himes made her professional debut in 2006 with the Philadelphia Force before spending one season at Western Kentucky.

A native of Bolivar, Ohio, Himes was an All-Big Ten standout power-hitting third baseman for the Ohio State University. Himes finished her career as the Buckeyes' all-time career (41) and single-season (16) home run leader. She also was second in career games played and ranks in the top five in walks and RBI. The 2002 year marked a defining season in Buckeye history as Himes also helped lead OSU to a 55-14 record and an NCAA Regional Championship appearance. She was also invited to participate in the Olympic Training Camp that spring.

Himes graduated from OSU with a degree in business administration also earned a master's in sport management from WKU in 2007.



HIMES YEAR-BY-YEAR AT KENTUCKY

Year	Team	Overall Record	Conference Record
2008	Kentucky	17-37	3-25
2009	Kentucky	34-23	13-14
2010	Kentucky	32-27	13-15
2011	Kentucky	40-16	14-9
2012	Kentucky	30-30	15-13
2013	Kentucky	41-21	13-11
2014	Kentucky	50-19	13-11
2015	Kentucky	32-26	5-19
2016	Kentucky	46-14	17-7
2017	Kentucky	39-19	12-12
2018	Kentucky	35-21	8-15
2019	Kentucky	36-24	14-10
2020	Kentucky	20-4	2-1 (COVID-19)
Total	13 Seasons	452-279	142-162

Coaching History:

2012-Present: Kentucky, Associate Head Coach

2008-11: Kentucky, Assistant Coach

2007: Western Kentucky, Assistant Coach

2005-06: George Washington, Assistant Coach

Playing History:

2006: Philadelphia Force

2000-03: Ohio State University



MOLLY BELCHER

ASSISTANT COACH - 11TH SEASON - UK ATHLETICS HALL OF FAME (2016)

When former Kentucky standout Molly Belcher played her last game in a UK uniform in 2010 some wondered what direction the program would head without its most productive offensive player ever. And although Johnson hasn't picked up a bat or glove in a game since 2010, head coach Rachel Lawson has still not spent a day as UK's head coach without the talented player - and now coach - Belcher is entering her 11th season in 2021 as an assistant coach for the UK softball team.

Belcher, a four-year starter for the Wildcats, began her coaching career as an undergraduate assistant at UK in the fall of 2010 before being promoted to full time assistant coach prior to the 2011 spring season. Her impact on the program as a coach has been similar to her impact as a player, helping Kentucky to some of the best seasons in school history, including a school-record 50 wins and a trip to the Women's College World Series in 2014.

The 2019 offense was one of the best at Kentucky, as she helped guide the Wildcats to setting the school record for runs scored, batting average, on-base percentage, slugging and trying the program best with 71 home runs. Additionally, UK made its third-straight NCAA Super Regional and swept its way through the Lexington Regional for a third-straight season.

In 2017, she guided the Wildcats offense to a run-rule sweep of the 2018 NCAA Lexington Regional, as the Wildcats became just the third team in NCAA history to run rule all three games of a regional. Kentucky beat Illinois-Chicago 10-1 in the opening round, shutout Notre Dame 10-0 in the 1-0 game and then ended the weekend with a 9-1 win over the Fighting Irish to book UK's sixth ticket to the NCAA Super Regionals.

In 2014, Johnson-Belcher helped guide Kentucky to its best season in program history. Her impact on UK's infield defense shined bright as underclassmen infielders Christian Stokes and Nikki Sagermann improved every day defensively for UK, while Krystal Smith showed drastic improvements defensively from years past to provide UK depth at third base and second base. The Wildcats responded to Johnson-Belcher's teachings by posting the best fielding percentage in program history.



In her seven years coaching at Kentucky, Johnson-Belcher as helped guide Kentucky to a new program-record win total four times.

Johnson-Belcher had an impressive playing career after her collegiate career ended as she suited up for the United States National Team a few years. She began her career with Team USA prior to her senior season at Kentucky.

Perhaps the most productive player in school history, Johnson-Belcher capped her career as the all-time best in home runs (35) and batting average (.389) in school history. Her efficiency extended to the field where she was a dynamic shortstop as the cornerstone of Lawson's defense in starting in more than 100 career games.

Johnson-Belcher became the Wildcats' first All-America selection after a sensational junior season where she had career-highs in nine offensive categories while breaking three single-season Kentucky records. She set UK seasonal records in runs scored (53), hits (81) and on-base percentage (.498) en route to her garnering All-America status.

Kentucky's former great made her presence felt for the Futures team as she started all six contests at the shortstop position. Johnson-Belcher's defensive prowess was on notice for the world as she racked up 14 putouts and nine assists at the tournament. At the plate, Johnson-Belcher batted .200 for the weekend and accumulated four hits. She delivered on all of those hits, however, as she totaled four RBI.

Johnson-Belcher married in the summer of 2013 to Allen Belcher, who also works at UK Athletics as the assistant director of equipment operations. They have two daughters.

BELCHER YEAR-BY-YEAR AT UK

Year	Team	Overall Record	Conference Record
2011	Kentucky	40-16	14-9
2012	Kentucky	30-30	15-13
2013	Kentucky	41-21	13-11
2014	Kentucky	50-19	13-11
2015	Kentucky	32-26	5-19
2016	Kentucky	46-14	17-7
2017	Kentucky	39-19	12-12
2018	Kentucky	35-21	8-15
2019	Kentucky	36-24	14-10
2020	Kentucky	20-4	2-1 (COVID-19)
Total	Nine Seasons	369-194	101-101

Coaching History:

2011-Present: Kentucky, Assistant Coach

Playing History:

2009-10 United States National Team

2007-10: University of Kentucky



2020 SOFTBALL SUPPORT STAFF



BRITTANY CERVANTES

Director of Operations

Brittany Cervantes, the all-time home run queen of Kentucky Softball prior to 2019, was named the program's second full time Director of Operations in August. She will now spend her time helping to organize the day-to-day operations of the program including team travel, hotels, meals, scheduling and more. Cervantes was Lawson's first-ever recruit as the head coach of the Kentucky Wildcats and ended her Wildcat career in 2012. The Chatsworth, California native was a First Team All-Southeastern Conference selection in 2012 as well as All-SEC Defensive Team honoree. She was All-Region in 2011, her junior season and still is the only UK player to hit 10+ home runs all four years of her career. With the Chicago Bandits of National Pro Fastpitch, Cervantes was an All-NPF selection in 2014 and 2015 while claiming the Cowles Cup in 2015 and 2016.



MYLES POOLE

Equipment Manager

Myles Poole begins his fifth season as the Kentucky softball equipment manager in 2021. Poole is responsible for all of Kentucky's equipment needs for the 2021 season including Nike jerseys, balls, bats and much more in the day-to-day process.

Poole graduated from Kentucky with a Bachelor of Science degree in Kinesiology, while also graduating from Kentucky to obtain his masters degree in Kinesiology as well.

In his time at Kentucky, Poole has worked with the football team, where he was primarily responsible for the coaching staff's requests and is now working with the Kentucky softball team and the nationally-ranked track and field team under the direction of head coach, Edrick Floreal.

Poole is a native of Louisville, Kentucky.




BRI PAPTOTTO

Athletic Trainer


Bri Papotto is in her seventh season as the UK softball team's athletic trainer. She works full-time with the softball team and is in attendance during every conditioning workout and practice. Papotto provides immediate medical care for sports-related injuries and also works in conjunction with the full-time UK athletic training staff and other members of the UK medical team to provide top-notch medical care to all of UK's student athletes.

2021 Student Manager



CJ
Leighton

2014 NFCA National Coaching Staff of the Year





2021 SOFTBALL SUPPORT STAFF



STEPHANIE SIMMONS

Administration

Stephanie Simmons begins her eighth season as the administrator for softball at Kentucky, where she is the Associate AD for Administration & Performance under athletics director Mitch Barnhart. Prior to moving into administration full-time

in 2013, she served as the Director of Strength & Conditioning for Olympic Sports at the University of Kentucky, where she and her staff oversaw the athletic development of the majority of UK's student-athletes for ten years. While in that role, she worked directly with women's basketball, softball, volleyball and men's and women's swimming teams.

Simmons came to UK from UCLA, where she worked from 1998-2002. She left the Bruins as the associate head strength & conditioning coach in charge of volleyball, women's soccer, men's and women's water polo, women's swimming, women's basketball and softball. While at UCLA, she worked with three national championship teams and coached several Olympians. She was actively involved in competitive Olympic weightlifting and qualified for the American Open in 1999.

Simmons began her coaching career as a graduate assistant at Ohio University, which is also where she earned both her undergraduate and graduate degrees, as well as a member of the volleyball team.

She is married to Matt Simmons, and the couple has two daughters, Piper and Charlee.



MONICA FOWLER

Nutritionist

Monica Fowler is responsible for the nutritional aspects of all 22 athletic teams at UK, which includes nutritional counseling and assessments, meal planning and maintaining nutritional supplements

Prior to working with the development of Nutrition Department at UK, she served as a clinical dietitian from 2010-12 for RD Associates of Kentucky. In 2009, Fowler developed a color coding program called "Connect the Dots" which helps local elementary students choose balanced, nutritious meals. This system has now been implemented in every elementary school in Fayette County

She earned her bachelor's degree in dietetics in 2010 and a master's degree in hospitality and dietetics administration from UK in 2012 and became a certified specialist in sports dietetics in 2013.

ACADEMICS



AMY CRAIGLOW

Academic Counselor

Amy Craiglow joined the Center for Academic & Tutorial Services staff in the fall of 1997. Craiglow serves as the softball, volleyball and men's golf counselor. She has worked with men's and women's golf, women's tennis, softball, volleyball and men's and women's

basketball during her tenure at Kentucky. She is a graduate of Francis Marion University and West Virginia University. At Francis Marion, Craiglow lettered in softball and earned a bachelor's degree in English. She received her master's degree from West Virginia in Sport Management.

GROUNDS CREW



JOSH BARNES

Sports Turf

Josh Barnes is in his sixth year as an assistant director of sports turf management. Barnes is responsible for landscaping and maintenance of all of UK's athletic complexes, including Commonwealth Stadium, John Cropp Stadium and the Bell Soccer Complex.

In his spare time, he enjoys spending time with his family and playing video games.



MARCUS ELSWICK

Sports Turf

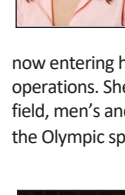
Marcus Elswick is in his ninth year at Kentucky and third as a full-time employee helping maintain the fields at John Cropp Stadium and the Bell Soccer Complex. He enjoys playing basketball in his spare time.

FAN RELATIONS

EMILY DENT

Ticket Office

Emily Dent is in her 16th season overseeing ticket operations for the UK softball team. Dent is responsible for handling tickets and player pass lists prior to all UK softball games.



Dent served as a ticket sales/staff support associate for nine seasons and is now entering her sixth season as assistant director of ticket operations. She also works with men's basketball, track and field, men's and women's soccer, football, and helps with the Olympic sports pass.

ANA D'AMBROGI

Operations & Efficiency

Ana D'Ambrogi is in her third season working with coach Rachel Lawson and the UK softball team.

D'Ambrogi oversees the game-day operation at John Cropp Stadium. She is responsible for supervision of game management and officials, game-day staff, parking, facility operations and concessions.

She also works with the men's and women's soccer teams in addition to Kentucky rifle and football.

D'Ambrogi is a native of Baltimore, Maryland and completed her undergraduate & graduate work at Auburn University before moving to Lexington in the fall.



DEVIN KOCHERGEN

Marketing

Devin Kochergen is in her third season working with the Kentucky Softball team as the marketing contact for the sport. She is in her fourth year at UK overall and works additionally with the Kentucky gymnastics team and student

experience. She was responsible for UK's record-breaking crowd of over 12,000 fans at Rupp Arena for gymnastics Excite Night.

She is a native of Madera Ranchos, California and played softball collegiately at Lynn University (FL).



CHRIS SHOALS

Communications & PR

Chris Shoals is in his sixth season as the sports information director for Kentucky Softball, and his 10th year at UK overall. Shoals, a native of Cincinnati, Ohio, graduated from Kentucky in May of 2014 with a degree in Journalism. He has been the media coordinator for the

NCAA Tennis Championships, NCAA Men's and Women's Soccer Championships, and helped with the 2013 NCAA Men's Basketball Tournament at Rupp Arena. Shoals has worked with multiple sports in his time in Lexington and currently works with the volleyball team in addition to softball.



JASON CUMMINS

Exec. Assoc. AD

Jason Cummins works closely with the entire coaching staff to help SELECT the right teammates, DEVELOP them to be their best, so that we WIN better.

Cummins is a former Lt. Col. in the United States Army and spends his time now working with UK Athletics' teams on leadership.

In addition, Cummins teaches an impact leadership class with UK staff members on an annual basis.

After three deployments and two positions teaching future leaders of the United States Army, Cummins retired in 2013. He now focuses on his most important leadership role, as father to his two young boys and husband to his wife.

ATHLETE DEVELOPMENT AND PERFORMANCE



RYAN DEVRIENDT

Strength and Conditioning

Ryan DeVriendt is in his 12th season as the head strength and conditioning coach for the University of Kentucky, having worked at UK since 2007. The native of Sherrard, Ill., was promoted to his current position in 2009.

DeVriendt assists the team in speed, agility and conditioning training teaching proper techniques in running and lifting mechanics. Before being promoted, the John and Marilyn Poole Scholarship award winner was an intern in the UK strength and conditioning office.

DeVriendt, his wife Sarah, and their two sons, reside in Lexington.



2021 TOURNAMENTS

2021 SOFTBALL TOURNAMENT INFORMATION

2021 SAMFORD

INVITATIONAL

FEBRUARY 12-13
HOMEWOOD, ALABAMA

Host: Samford
Facility: Samford Softball Complex

SID: Joey Mullins
E-mail: jmmulli1@samford.edu
Website: SamfordBulldogs.com



2021 CAMPBELL

CLASSIC

FEBRUARY 20-21
BUIES CREEK, N.C.

Host: Campbell Univ.
Facility: Amanda Littlejohn Stadium

SID: Tristan Elledge
E-mail: telledge@campbell.edu
Website: gocamels.com



2021 SPRING GAMES

FEBRUARY 26-28
ORLANDO, FLORIDA

Host: Perfect Game Inc.
Facility: Legends Way Ballfields
Website: thespringgames.com



2021 FLORIDA ATLANTIC TOURNAMENT

MARCH 4 - MARCH 7
BOCA RATON, FLORIDA

Host: Florida Atlantic
Facility: FAU Softball Complex
SID: Katrina McCormack
E-mail: kmccormi@fau.edu
Website: fausports.com



2021 SEC TOURNAMENT

MAY 12-15
TUSCALOOSA, ALA.

Host: Alabama
Facility: Rhodes Stadium
SEC SID.: Jill Skotarczak
E-mail: jskotarczak@sec.org
Web site: SECSports.com



WOMEN'S COLLEGE

WORLD SERIES

MAY 28 - JUNE 2/3
OKLAHOMA CITY, OKLAHOMA

Host: Oklahoma
Facility: ASA Hall of Fame Stadium

SID: Bonnie Johnson
E-mail: bjohnson@ncaa.org
Web site: ncaasports.com



Katie Reed
2017 NFCA All-American

2020 FINAL STATISTICS



2020 Kentucky Softball Statistics Summary for Kentucky (as of Mar 11, 2020) (All games)



Record: 20-4 Home: 3-1 Away: 2-2 Neutral: 15-1 SEC: 2-1

Date	Opponent	Score	Player	avg	gp-gs	ab	r	h	2b	3b	hr	rbi	bb	hbp	so	sb-att
2/7	vs Liberty	w 6-2	Bailey Vick	.571	23-23	63	33	36	4	2	0	11	9	1	6	8-9
2/7	vs Texas State	w 2-1	Alex Martens	.507	24-24	75	28	38	9	0	9	47	16	2	1	0-0
2/8	vs NC State	w 6-2	Rylea Smith	.420	24-24	88	29	37	6	1	0	30	2	0	12	7-8
2/9	vs #8 Minnesota	w 7-0	Mallory Peyton	.379	24-24	66	24	25	4	1	11	35	10	10	12	1-3
2/14	vs Boise State	w 16-14	Kayla Kowalik	.373	24-24	83	31	31	4	8	0	13	11	2	10	11-11
2/14	at #22 Arizona State	L 2-3	Jaci Babbs	.348	19-8	23	15	8	1	0	0	3	3	0	6	4-5
2/15	vs Illinois State	w 7-1	Miranda Stoddard	.333	18-7	21	7	7	2	0	1	8	5	2	4	0-0
2/15	at #22 Arizona State	L 5-7	Lauren Johnson	.323	24-22	65	16	21	3	1	3	17	13	3	10	3-5
2/16	vs Detroit Mercy	w 15-3	Autumn Humes	.300	14-8	30	6	9	2	0	4	15	4	0	6	0-0
2/19	at Middle Tennessee	w 9-0	Tatum Spangler	.286	21-19	49	13	14	5	0	1	4	4	1	8	1-1
2/21	vs Georgia Tech	w 10-9	Gabi Deters	.259	21-9	27	5	7	2	1	2	4	9	2	8	1-1
2/21	at Samford	w 7-4	Renee Abernathy	.235	22-6	34	7	8	2	0	1	9	6	1	6	0-0
2/22	vs DePaul	w 10-1	Emmy Blane	.111	23-18	27	2	3	0	0	0	3	2	0	9	0-0
2/22	vs Georgia Tech	L 1-7	-----													
2/23	vs DePaul	w 9-0	Grace Baalman	.188	8-4	16	1	3	1	0	1	3	2	0	5	0-0
2/28	vs Loyola-Chicago	w 10-2	Cassie Lindmark	.077	17-8	13	0	1	0	0	0	2	4	0	2	0-0
2/28	vs Florida Intl	w 17-1	Emma Boitnott	.000	3-0	1	0	0	0	0	0	0	1	1	0	0-0
2/29	vs Western Michigan	w 13-0	Sloan Gayan	.000	2-1	1	0	0	0	0	0	0	0	0	0	0-0
2/29	vs Detroit Mercy	w 22-0	Larissa Spellman	.000	1-0	0	0	0	0	0	0	0	0	0	0	0-0
3/1	vs Dartmouth	w 4-0	Totals	.364	24	682	217	248	45	14	33	204	101	25	105	36-43
*3/6	TEXAS A&M	w 11-9	Opponents	.242	24	621	95	150	27	2	26	84	66	15	137	9-11
*3/8	TEXAS A&M	L 3-6														
*3/9	TEXAS A&M	w 9-8														
3/11	MARSHALL	w 16-15														

LOB - Team (161), Opp (147). DPs turned - Team (8), Opp (7). CI - Team (0), Opp (1). IBB - Team (2), Martens, A 1, Johnson, L 1. Picked off - Martens, A 1.

Player	era	w-l	app	gs	cg	sh	sv	ip	h	r	er	bb	so
Meghan Schorman	1.30	7-1	10	8	3	2	1	43.0	42	12	8	8	45
Autumn Humes	3.19	5-0	8	5	3	1	0	37.1	39	24	17	11	21
Grace Baalman	3.54	3-2	8	2	1	0	0	29.2	26	23	15	23	31

Larissa Spellman	2.40	2-0	5	2	1	0	0	11.2	7	9	4	10	7
Sloan Gayan	4.06	1-0	4	1	0	0	0	10.1	8	6	6	4	10
Miranda Stoddard	4.12	2-0	7	2	1	0	1	17.0	18	11	10	3	11
Tatum Spangler	4.94	0-1	7	3	0	0	0	11.1	10	10	8	7	12
Totals	2.97	20-4	24	24	9	6	2	160.1	150	95	68	66	137
Opponents	8.30	4-20	24	24	5	0	0	154.1	248	217	183	101	105

PB - Team (1), Deters, G 1, Opp (1). Pickoffs - Team (0), Opp (1). SBA/ATT - Baalman, G (4-5), Kowalik, K (4-4), Deters, G (3-4), Lindmark, C (2-3), Humes, A (1-2), Spangler, T (2-2), Schorman, M (1-1), Stoddard, M (1-1).

Score by innings	1	2	3	4	5	6	7	8	9	EX	Total
Kentucky	23	44	33	30	22	35	21	8	0	1	217
Opponents	9	13	20	12	8	20	7	3	0	3	95

Win-loss breakouts: Day 15-1; Night 5-3; vs Left 2-1; vs Right 18-3;
1-run games 4-1; 2-run games 2-1; 5+run games 10-1; Extra inns 2-1; Shutouts 6-0.
Current streak: Won 2; Longest winning streak: 7; Longest losing streak: 1.
Attendance: Home 3033 (avg 758); Away 5545 (avg 277); Total 8578 (avg 357).



2020 GAME-BY-GAME SUMMARY



**2020 Kentucky Softball
Game Results for Kentucky (as of Mar 16, 2020)
(All games)**



Date	Opponent	Score	Inns	Overall	SEC	Pitcher of record	Attend	Time
! Feb 07, 2020	vs Liberty	w 6-2	7	1-0-0	0-0-0	Schorman, M (W 1-0)	200	2:16
Feb 07, 2020	vs Texas State	w 2-1	7	2-0-0	0-0-0	Baalman, G (W 1-0)	321	2:15
Feb 08, 2020	vs NC State	w 6-2	(8)	3-0-0	0-0-0	Humes, A (W 1-0)	311	1:54
Feb 09, 2020	vs #8 Minnesota	w 7-0	7	4-0-0	0-0-0	Schorman, M (W 2-0)	0	2:07
! Feb 14, 2020	vs Boise State	w 16-14	7	5-0-0	0-0-0	Baalman, G (W 2-0)	421	3:03
Feb 14, 2020	at #22 Arizona State	L 2-3	7	5-1-0	0-0-0	Schorman, M (L 2-1)	732	2:10
\$ Feb 15, 2020	vs Illinois State	w 7-1	7	6-1-0	0-0-0	Humes, A (W 2-0)	322	1:52
Feb 15, 2020	at #22 Arizona State	L 5-7	(11)	6-2-0	0-0-0	Baalman, G (L 2-1)	739	2:55
\$ Feb 16, 2020	vs Detroit Mercy	w 15-3	5	7-2-0	0-0-0	Gayan, S (W 1-0)	298	1:22
Feb 19, 2020	at Middle Tennessee	w 9-0	6	8-2-0	0-0-0	Schorman, M (W 3-1)	270	2:02
Feb 21, 2020	vs Georgia Tech	w 10-9	(8)	9-2-0	0-0-0	Baalman, G (W 3-1)	213	3:02
Feb 21, 2020	at Samford	w 7-4	7	10-2-0	0-0-0	Schorman, M (W 4-1)	213	2:17
Feb 22, 2020	vs DePaul	w 10-1	5	11-2-0	0-0-0	Spellman, L (W 1-0)	228	1:37
Feb 22, 2020	vs Georgia Tech	L 1-7	7	11-3-0	0-0-0	Spangler, T (L 0-1)	123	1:56
Feb 23, 2020	vs DePaul	w 9-0	6	12-3-0	0-0-0	Schorman, M (W 5-1)	113	1:36
Feb 28, 2020	vs Loyola-Chicago	w 10-2	6	13-3-0	0-0-0	Schorman, M (W 6-1)	193	1:52
Feb 28, 2020	vs Florida Intl	w 17-1	7	14-3-0	0-0-0	Stoddard, M (W 1-0)	321	1:52
Feb 29, 2020	vs Western Michigan	w 13-0	5	15-3-0	0-0-0	Humes, A (W 3-0)	214	1:24
Feb 29, 2020	vs Detroit Mercy	w 22-0	5	16-3-0	0-0-0	Spellman, L (W 2-0)	211	1:32
Mar 01, 2020	vs Dartmouth	w 4-0	7	17-3-0	0-0-0	Schorman, M (W 7-1)	102	1:39
* Mar 06, 2020	TEXAS A&M	w 11-9	7	18-3-0	1-0-0	Humes, A (W 4-0)	942	2:48
* Mar 08, 2020	TEXAS A&M	L 3-6	7	18-4-0	1-1-0	Baalman, G (L 3-2)	818	2:23
* Mar 09, 2020	TEXAS A&M	w 9-8	7	19-4-0	2-1-0	Humes, A (W 5-0)	638	2:48
Mar 11, 2020	MARSHALL	w 16-15	7	20-4-0	2-1-0	Stoddard, M (W 2-0)	635	3:16

() extra inning game

2020 SEC RECAP

2020 SEC FINAL STANDINGS

School	SEC	Pct.	ALL	Pct.	Home	Away	Neu.	Streak
Florida	3-0	1.000	23-4	.852	15-2	1-0	7-2	W6
Missouri	3-0	1.000	19-7	.731	7-1	0-0	12-6	L1
Kentucky	2-1	.667	20-4	.833	3-1	3-1	14-2	W2
Georgia	2-1	.667	23-5	.821	20-1	1-1	2-3	W3
Alabama	2-1	.667	14-8	.636	10-3	0-2	4-3	W2
Arkansas	1-2	.333	19-6	.760	11-3	3-2	5-1	W2
South Carolina	1-2	.333	17-6	.739	14-1	2-2	1-3	W2
Texas A&M	1-2	.333	17-9	.654	13-5	1-2	3-2	W1
Mississippi State	0-0	.000	25-3	.893	17-1	1-0	7-2	W14
LSU	0-0	.000	21-3	.875	18-0	0-1	3-2	W6
Tennessee	0-0	.000	14-9	.609	6-2	1-3	7-4	L1
Auburn	0-3	.000	16-11	.593	11-1	1-4	4-6	W2
Ole Miss	0-3	.000	12-13	.480	8-0	2-3	2-10	L3

- SEC Regular Season Champion; ! - SEC Tournament Champion

2019 SEC HONORS (NONE GIVEN FOR 2020 DUE TO COVID-19)

Player of the Year

Abbey Cheek, Kentucky

Pitcher of the Year

Sarah Cornell, Alabama

Coach of the Year

Patrick Murphy, Alabama

Freshman of the Year

Montana Fouts, Alabama

Scholar-Athlete of the Year

Katie Reed, Kentucky

First Team All-SEC

P – Sarah Cornell, Alabama
 P – Montana Fouts, Alabama
 P – Ashley Rogers, Tennessee
 IF – Bailey Hemphill, Alabama
 IF – Amanda Lorenz, Florida
 IF – Alyssa DiCarlo, Georgia
IF – Abbey Cheek, Kentucky
 IF – Shemiah Sanchez, LSU
 OF – Hannah McEwen, Arkansas
 OF – Kylan Becker, Ole Miss
 OF – Kat Moore, Mississippi State
 OF – Brooke Wilmes, Missouri
C – Jenny Schaper, Kentucky
 C – Mia Davidson, Mississippi State
 DP/U – Kendyl Lindaman, Florida
 DP/U – Fa Leilua, Mississippi State

Second Team All-SEC

P – Autumn Storms, Arkansas
 P – Kelly Barnhill, Florida
 P – Molly Jacobsen, Ole Miss
 IF – Maddie Morgan, Alabama
IF – Katie Reed, Kentucky
 IF – Amanda Sanchez, LSU

IF – Jana Johns, South Carolina

IF – Aubrey Leach, Tennessee

OF – Elissa Brown, Alabama

OF – Ciara Bryan, Georgia

OF – Aliyah Andrews, LSU

OF – Jenna Holcomb, Tennessee

C – Kendall Veach, Auburn

DP/U – Shelbi Sunseri, LSU

Freshman All-SEC

P – Montana Fouts, Alabama
 P – Elizabeth Hightower, Florida
 P – Shelby Wickersham, LSU
 IF – Skylar Wallace, Alabama
 IF – Lacey Fincher, Georgia
 IF – Jazmyn Rollin, Missouri
 IF – Madison Owens, South Carolina
 IF – Baylee Klingler, Texas A&M
OF – Kayla Kowalik, Kentucky
 OF – Savannah Stewart, LSU
 OF – Tate Whitley, Ole Miss
 OF – Anna Kate Segars, Mississippi State
 C – Kaili Phillips, Tennessee
 DP/U – Kaitlin Parsons, Tennessee

SEC All-Defensive

P – Sarah Cornell, Alabama
C – Jenny Schaper, Kentucky
 1B – Amanda Lorenz, Florida
 2B – Casey McCrackin, Auburn
SS – Katie Reed, Kentucky
3B – Abbey Cheek, Kentucky
 LF – Jenna Holcomb, Tennessee
 CF – Elissa Brown, Alabama
 CF – Aliyah Andrews, LSU
 RF – Kaylee Horton, Ole Miss

2019 SEC TOURNAMENT RESULTS

Wednesday, May 8

G1: #12 Miss. St. 3, #13 Texas A&M 2

G2: #6 Florida 6, #11 South Carolina 5

G3: #10 Auburn 3, #7 Mizzou 0

Thursday, May 9

G4: #8 Georgia 4, #9 Arkansas 1

G5: #5 Ole Miss 9, #12 Miss. St. 4

G6: #6 Florida 3, #3 LSU 0

G7: #10 Auburn 2, #2 Tennessee 0

G8: #1 Alabama 2, #8 Georgia 1 (8)

Friday, May 10

G9: #4 Kentucky 8, #5 Ole Miss 0 (F/5) (QF)

G10: #6 Florida 3, #10 Auburn 0

G11: #1 Alabama 6, #4 Kentucky 3 (SF)

Saturday, May 11

G12: #6 Florida 2, #1 Alabama 1





UK VS. ALL OPPONENTS

Opponent	W	L	T	First/Last Mtg.
Akron	4	2	0	1999/2002
Alabama	8	49	0	1997/2019
Albany	1	0	0	2016/2016
Arizona	1	2	0	2000/2015
Arizona State	2	5	0	2010/2020
Arkansas	26	33	0	1997/2019
Auburn	20	41	0	1998/2019
Austin Peay	4	0	0	2010/2011
Ball State	2	2	0	1998/2015
Baylor	0	6	0	1998/2014
Belmont	4	0	0	2002/2006
Bethune-Cookman	1	1	0	2002/2019
Birmingham Southern	1	0	0	2002/2002
Boise State	1	0	0	2020/2020
Bowling Green	2	0	0	2001/2005
Bradley	1	1	0	1998/2018
Brigham Young	1	1	0	2009/2009
Butler	6	0	0	2000/2016
California	4	3	0	2010/2019
Cal State Fullerton	3	0	0	2010/2018
Cal-Poly	1	1	0	2005/2013
Campbell	1	0	0	1998/1998
Canisius	1	1	0	1999/2009
Centenary	1	0	0	2009/2009
Central Florida	2	2	0	2008/2017
Central Michigan	1	0	0	2013/2013
Coastal Carolina	2	0	0	1999/1999
Colorado State	1	1	0	2006/2011
Connecticut	3	1	0	2000/2017
Dartmouth	1	0	0	2020/2020
Dayton	7	3	0	1997/2018
DePaul	6	3	0	1997/2020
Detroit-Mercy	2	0	0	2020/2020
Drexel	2	0	0	1997/2017
Duke	1	0	0	2018/2018
East Carolina	0	1	0	1999/1999
Eastern Illinois	3	1	0	1998/2016
Eastern Kentucky	25	7	0	1997/2019
Evansville	5	6	0	1998/2017
Fairfield	1	0	0	2014/2014
Florida	14	52	0	1997/2018
Florida Atlantic	7	0	0	2010/2017
Florida A & M	5	0	0	2004/2017
Florida International	5	1	0	2002/2020
Florida State	2	2	0	2011/2015
Gardner-Webb	1	0	0	2004/2004
George Washington	1	0	0	2014/2014
Georgia	14	56	0	1997/2018
Georgia Southern	4	1	0	2011/2015
Georgia State	0	2	0	1999/2010
Georgia Tech	2	3	0	1998/2020
Georgetown	1	0	0	2013/2013
Harvard	1	0	0	2018/2018
Hawai'i	1	2	0	2008/2009
Hofstra	1	0	0	2019/2019
Houston	2	2	0	2003/2019
Howard	1	0	0	2013/2013
Illinois	4	1	0	2013/2019
Illinois-Chicago (UIC)	4	5	0	1998/2018
Illinois State	2	5	0	2002/2020
Indiana	13	8	0	1997/2018
Indiana State	2	0	0	1999/2006
Iowa	1	2	0	1997/2013
IUPUI	2	0	0	2007/2015
IPFW	1	0	0	2014/2014
Jacksonville State	2	0	0	2010/2012
James Madison	2	0	0	2014/2019
Kansas	2	2	0	2004/2014
Kennesaw State	0	1	0	2015/2015
Kent State	12	3	0	1998/2017
La.-Lafayette	1	4	0	1999/2014
La.-Monroe	1	1	0	2000/2004
Lehigh	1	0	0	2016/2016
LSU	15	39	0	1998/2019
La. Tech	3	1	0	1998/2014
Liberty	5	0	0	2000/2020
Lipscomb	2	1	0	2010/2016
Long Beach State	3	3	0	2005/2015
LIU-Brooklyn	2	0	0	2012/2015
Louisville	20	20	0	2000/2019
Loyola Chigaco	1	0	0	2020/2020
Loyola-Marymount	2	1	0	2006/2014
Marshall	15	2	0	1997/2020
Memphis	2	1	0	2011/2017
Maryland	2	2	0	1999/2012
Miami (Ohio)	7	2	0	1997/2019
Michigan	3	5	0	2010/2017
Middle Tennessee State	6	2	0	1997/2020
Minnesota	3	1	0	2005/2020
Mississippi	26	32	0	1997/2019
Mississippi State	29	30	0	1997/2019

Opponent	W	L	T	First/Last Mtg.
Mississippi Valley State	1	0	0	2014/2014
Missouri	10	10	0	1997/2019
Missouri-Kansas City	2	0	0	2004/2012
Morehead State	23	1	0	1997/2012
Murray State	4	0	0	2015/2019
New Mexico	1	1	0	2000/2016
New Mexico State	2	2	0	2001/2018
Nicholls State	2	1	0	1999/2012
North Carolina	3	1	0	1997/2019
North Carolina State	2	1	0	2012/2020
North Dakota State	2	0	0	2011/2018
North Florida	2	0	0	2011/2012
Northern Kentucky	3	0	0	2016/2019
North Texas	1	0	0	2004/2004
Northern Illinois	4	0	0	1998/2018
Northern Iowa	2	0	0	2004/2004
Northwestern	1	0	0	2015/2015
Notre Dame	5	1	0	2000/2018
Ohio	12	2	0	1998/2018
Ohio State	6	7	0	1999/2011
Oklahoma	1	7	0	2000/2019
Oklahoma State	1	4	0	1998/2019
Oregon	4	6	0	2003/2019
Oregon State	2	1	0	2013/2016
Pacific	1	1	0	2001/2012
Penn State	3	1	0	2000/2014
Pittsburgh	2	2	0	2010/2017
Portland State	0	1	0	2013/2013
Purdue	4	1	0	2000/2018
Radford	2	0	0	1998/2012
Sacramento State	1	0	0	2007/2007
St. Francis (Pa.)	1	0	0	2014/2014
Saint Mary's	1	0	0	2007/2007
St. Louis	2	0	0	1999/2019
Sam Houston State	2	0	0	1998/2019
Samford	3	0	0	1999/2020
San Diego	1	0	0	2016/2016
San Diego State	5	3	0	2005/2018
Santa Clara	1	0	0	2014/2014
SIUE	2	0	0	2011/2018
Stanford	1	0	0	2013/2013
Stephen F. Austin	4	2	0	1998/2012
South Carolina	31	39	0	1997/2019
South Dakota	1	0	0	2016/2016
South Florida	1	1	0	2005/2013
Southeast Missouri St. (SEMO)	2	2	0	1998/2018
Southern Illinois	4	1	0	1998/2019
Southern Miss.	1	2	0	1999/2007
Southwest Texas	0	2	0	2000/2002
Stanford	0	4	0	2003/2011
Stetson	2	0	0	2009/2009
Syracuse	1	0	0	2019/2019
Temple	1	0	0	1999/1999
Tennessee	15	46	0	1997/2018
Tennessee-Martin	1	0	0	2017/2017
Tennessee Tech	6	1	0	1999/2015
Texas	3	1	0	2002/2019
Texas-Arlington	0	0	1	2004/2004
Texas A&M	8	8	0	2014/2020
Texas-A&M-CC	1	1	0	2007/2012
Texas-San Antonio	3	2	0	2001/2004
Texas State	1	1	0	2005/2020
Texas Tech	1	3	0	2016/2019
Toledo	3	0	0	2008/2019
UAB	0	2	0	2012/2012
UCLA	3	7	0	2009/2019
UC-Davis	4	0	0	2007/2017
UC-Riverside	1	1	0	2007/2013
UNC-Greensboro	0	1	0	1997/1997
UNC-Charlotte	0	1	0	2016/2016
UNLV	1	1	0	2006/2009
USC Upstate	1	0	0	2013/2013
Utah	2	2	0	2016/2019
UT-Chattanooga	5	6	0	1998/2011
Valparaiso	2	1	0	1997/2012
Virginia	1	0	0	2005/2005
Virginia Tech	4	3	0	2000/2019
Washington	2	3	0	2006/2019
Western Carolina	1	0	0	2010/2010
Western Illinois	1	0	0	2012/2012
Western Kentucky	16	7	0	2000/2019
Western Michigan	4	0	0	2010/2020
Wichita State	2	2	0	2002/2014
Winthrop	2	1	0	1999/2016
Wright State	4	4	0	1997/2012
Youngstown State	4	0	0	2004/2006
Totals	674	682	1	



ALL-TIME RESULTS

BETH PRUIT

Eight Seasons
Record: 181-297-1
SEC: 52-146



1997 • 11-44

Feb. 15	Ole Miss	A	L 0-2
Feb. 15	Missouri	N1	L 1-7
Feb. 16	Missouri	N1	L 0-9
Feb. 16	Ole Miss	A	L 0-3
Feb. 21	Marshall	N2	W 1-0
Feb. 21	Drexel	N2	W 3-0
Feb. 22	North Carolina	N2	W 1-0
Feb. 22	UNC Greensboro	N2	L 4-7
Mar. 8	Wright State	N3	L 0-3
Mar. 8	Eastern Kentucky	A	L 1-6
Mar. 9	Dayton	N3	W 4-2
Mar. 9	Eastern Kentucky	A	W 6-3
Mar. 9	Wright State	N3	L 1-4
Mar. 12	Valparaiso	H	L 2-6
Mar. 12	Valparaiso	H	W 5-4
Mar. 15	Iowa	N4	L 0-8
Mar. 16	DePaul	N4	L 0-8
Mar. 16	Indiana	A	L 2-13
Mar. 19	Miami (Ohio)	A	L 0-7
Mar. 19	Miami (Ohio)	A	L 0-8
Mar. 21	Alabama	A	L 0-2
Mar. 21	Alabama	A	L 0-15
Mar. 23	Auburn	A	L 4-5
Mar. 23	Auburn	A	L 0-5
Mar. 29	South Carolina	A	L 0-10
Mar. 29	South Carolina	A	L 0-5
Mar. 30	South Carolina	A	L 0-8
Mar. 30	South Carolina	A	L 2-10
Apr. 1	Middle Tenn. State	H	L 0-4
Apr. 1	Middle Tenn. State	H	L 3-4
Apr. 5	Georgia	H	L 0-2
Apr. 5	Georgia	H	W 2-1
Apr. 6	Georgia	H	L 0-7
Apr. 6	Georgia	H	L 8-13
Apr. 9	Dayton	A	L 1-4
Apr. 9	Dayton	A	W 5-2
Apr. 11	Mississippi State	H	L 1-6
Apr. 11	Mississippi State	H	L 7-12
Apr. 13	Ole Miss	H	L 0-3
Apr. 13	Ole Miss	H	L 5-6
Apr. 16	Marshall	H	L 0-8
Apr. 16	Marshall	H	W 7-0
Apr. 19	Florida	A	L 1-6
Apr. 19	Florida	A	L 0-9
Apr. 20	Florida	A	L 0-8
Apr. 20	Florida	A	L 1-2
Apr. 23	Wright State	A	L 0-3
Apr. 23	Wright State	A	L 0-8
Apr. 25	Arkansas	H	W 4-3
Apr. 25	Arkansas	H	L 3-4
Apr. 30	Morehead State	H	L 1-4
Apr. 30	Morehead State	H	W 4-2
May 2	Tennessee	A	L 1-3
May 3	Tennessee	A	L 0-8
May 3	Tennessee	A	L 4-9

N1 - Oxford, Miss.; N2 - Chapel Hill, N.C.;
N3 - Richmond, Ky.; N4 - Bloomington, Ind.

1998 • 19-43 • 6-22 SEC

Feb. 13	Sam Houston State	N1	W 1-0
Feb. 13	Oklahoma State	N1	L 0-9
Feb. 14	Louisiana Tech	N1	L 1-11
Feb. 14	Baylor	N1	L 2-10
Feb. 15	Stephen F. Austin	N1	L 1-4
Feb. 20	Illinois-Chicago	N2	W 1-0
Feb. 20	Radford	N2	W 2-1
Feb. 21	Georgia Tech	N2	L 2-6

Feb. 21	Campbell	N2	W 4-3
Feb. 22	Eastern Kentucky	N2	L 0-1
Feb. 28	Northern Illinois	N3	W 2-1
Feb. 28	Southern Illinois	A	L 1-5
Feb. 28	Southeast Missouri	N3	L 6-9
Mar. 1	Bradley	N3	L 0-1
Mar. 1	Eastern Illinois	N3	L 1-3
Mar. 3	Dayton	A	L 4-5
Mar. 3	Dayton	A	W 4-3
Mar. 6	Eastern Kentucky	A	L 2-3
Mar. 6	Miami (Ohio)	N4	W 1-0
Mar. 8	Wright State	N4	W 7-6
Mar. 8	Dayton	N4	W 7-1
Mar. 14	Ohio	H	L 6-7
Mar. 14	Kent State	H	L 2-7
Mar. 15	Eastern Kentucky	H	L 0-13
Mar. 15	Wright State	H	W 6-3
Mar. 21	Alabama	H	L 1-12
Mar. 21	Alabama	H	L 1-16
Mar. 22	Auburn	H	W 6-1
Mar. 22	Auburn	H	L 4-9
Mar. 25	Morehead State	A	W 4-1
Mar. 25	Morehead State	A	W 7-0
Mar. 27	South Carolina	H	W 3-2
Mar. 27	South Carolina	H	L 2-11
Mar. 28	South Carolina	H	L 2-3
Mar. 28	South Carolina	H	L 3-7
Mar. 31	Ball State	H	L 4-7
Mar. 31	Ball State	H	L 0-8
Apr. 4	Georgia	A	L 2-7
Apr. 4	Georgia	A	L 4-8
Apr. 5	Georgia	A	L 4-7
Apr. 5	Georgia	A	W 1-0
Apr. 8	Chattanooga	A	L 0-4
Apr. 8	Chattanooga	A	L 3-5
Apr. 10	Mississippi State	A	W 1-0
Apr. 10	Mississippi State	A	W 1-0
Apr. 11	Ole Miss	A	L 1-2
Apr. 11	Ole Miss	A	L 3-5
Apr. 17	Florida	H	L 0-2
Apr. 17	Florida	H	L 1-5
Apr. 18	Florida	H	L 1-9
Apr. 18	Florida	H	L 2-10
Apr. 21	Evansville	A	L 0-2
Apr. 21	Evansville	A	L 2-10
Apr. 24	Arkansas	A	W 5-2
Apr. 24	Arkansas	A	L 0-8
Apr. 26	LSU	A	L 0-3
Apr. 26	LSU	A	L 0-1
Apr. 29	Miami (Ohio)	H	W 3-1
May 1	Tennessee	H	L 1-6
May 1	Tennessee	H	L 1-11
May 2	Tennessee	H	L 3-5
May 2	Tennessee	H	L 2-11

1999 • 23-44 • 6-22 SEC

Feb. 12	Nicholls State	N1	L 1-5
Feb. 12	Illinois-Chicago	N1	L 0-10
Feb. 13	Stephen F. Austin	N1	W 3-1
Feb. 13	Oklahoma State	N1	L 1-2
Feb. 14	Nicholls State	N1	W 4-2
Feb. 14	Oklahoma State	N1	L 1-4
Feb. 19	East Carolina	N2	L 1-2
Feb. 19	Temple	N2	W 8-0
Feb. 20	Maryland	N2	L 0-13
Feb. 20	Ohio	N2	W 8-2
Feb. 21	Illinois-Chicago	N2	L 0-8
Feb. 27	St. Louis	N3	W 14-0
Feb. 27	Tennessee Tech	N3	L 0-11
Feb. 27	Indiana State	N3	W 3-2
Feb. 28	Georgia State	N3	L 2-6
Mar. 6	Ohio State	H	L 4-5
Mar. 6	Canisius	H	L 4-7
Mar. 7	Akron	H	L 4-5
Mar. 12	Southern Miss	N4	L 1-9
Mar. 12	Mississippi State	N4	W 3-1

N1 - Arlington, Texas; N2 - Chapel Hill, N.C.;
N3 - Carbondale, Ill.; N4 - Richmond, Ky.

Mar. 12	Missouri	N4	L 1-9
Mar. 15	Middle Tenn. State	N5	W 9-6
Mar. 15	Illinois-Chicago	N5	L 5-7
Mar. 16	Coastal Carolina	A	W 9-8
Mar. 17	Coastal Carolina	A	W 7-0
Mar. 17	Illinois-Chicago	N5	L 1-9
Mar. 19	Lafayette	N6	L 1-2
Mar. 19	Winthrop	A	L 6-10
Mar. 20	Illinois-chicago	N6	L 3-11
Mar. 20	Samford	N6	W 9-0
Mar. 24	Eastern Kentucky	H	W 7-0
Mar. 24	Eastern Kentucky	H	W 8-0
Mar. 26	Alabama	A	L 1-5
Mar. 26	Alabama	A	L 1-3
Mar. 28	Auburn	A	W 7-6
Mar. 28	Auburn	A	L 1-9
Mar. 30	Kent State	H	W 9-1
Mar. 30	Kent State	H	W 5-0
Apr. 2	South Carolina	A	W 4-2
Apr. 2	South Carolina	A	L 3-6
Apr. 3	South Carolina	A	L 2-3
Apr. 3	South Carolina	A	L 1-8
Apr. 9	Georgia	H	W 3-2
Apr. 9	Georgia	H	L 2-3
Apr. 10	Georgia	H	L 2-5
Apr. 10	Georgia	H	L 2-4
Apr. 13	Dayton	A	L 0-1
Apr. 13	Dayton	A	W 6-2
Apr. 15	Morehead State	H	W 9-5
Apr. 17	Mississippi State	H	W 5-4
Apr. 17	Mississippi State	H	L 0-12
Apr. 18	Ole Miss	H	L 1-3
Apr. 18	Ole Miss	H	L 1-10
Apr. 20	Evansville	H	L 0-3
Apr. 20	Evansville	H	L 5-8
Apr. 23	Florida	A	L 0-8
Apr. 23	Florida	A	L 1-6
Apr. 24	Florida	A	L 2-7
Apr. 24	Florida	A	L 1-3
Apr. 28	Arkansas	H	L 0-2
Apr. 28	Arkansas	H	W 4-2
May 2	LSU	H	L 1-8
May 2	LSU	H	L 2-5
May 8	Tennessee	A	L 0-4
May 8	Tennessee	A	L 2-3
May 9	Tennessee	A	L 0-7
May 9	Tennessee	A	W 9-7

2000 • 36-29 • 15-13 SEC

SEC East Champion			
Feb. 11	Oklahoma	N1	L 0-5
Feb. 11	Purdue	N1	W 2-0
Feb. 11	La.-Monroe	N1	L 4-5
Feb. 12	Southern Miss	N1	L 1-4
Feb. 12	Louisiana Tech	N1	W 5-4
Feb. 12	Southwest Texas	N1	L 3-4
Feb. 18	New Mexico	N2	L 2-5
Feb. 18	Tennessee Tech	N2	W 15-0
Feb. 19	Arizona	N2	L 0-8
Feb. 19	Oklahoma	N2	L 4-13
Feb. 20	Penn State	N2	L 0-3
Feb. 25	Connecticut	N3	W 1-0
Feb. 25	Chattanooga	N3	L 1-2
Feb. 26	Liberty	N3	W 8-3
Feb. 27	Marshall	N3	W 4-1
Mar. 1	Eastern Kentucky	A	W 12-4
Mar. 4	Virginia Tech	N4	L 3-6
Mar. 4	Tennessee	N4	L 3-7
Mar. 5	Notre Dame	N4	L 0-8
Mar. 8	Morehead State	H	W 5-0
Mar. 8	Morehead State	H	W 8-0
Mar. 11	Northern Illinois	H	W 5-3
Mar. 11	Evansville	H	L 0-2
Mar. 12	Butler	H	W 7-2
Mar. 18	Evansville	N5	W 4-0

N1 - Arlington, Texas; N2 - Raleigh, N.C.;
N3 - Atlanta, Ga.; N4 - Chattanooga, Tenn.;
N5 - Conway, S.C.; N6 - Rock Hill, S.C.

Mar. 18	Indiana	N5	W 16-0
Mar. 22	Akron	H	W 3-0
Mar. 22	Akron	H	W 8-3
Mar. 24	Auburn	H	W 4-3
Mar. 24	Auburn	H	W 10-6
Mar. 25	Alabama	H	L 3-4
Mar. 25	Alabama	H	L 2-6
Mar. 29	Louisville	H	L 0-2
Mar. 29	Louisville	H	W 3-0
Mar. 31	Georgia	A	W 3-1
Mar. 31	Georgia	A	L 2-3
Apr. 1	Georgia	A	W 3-0
Apr. 1	Georgia	A	W 2-0
Apr. 5	Louisville	A	W 3-2
Apr. 5	Louisville	A	W 2-1
Apr. 7	South Carolina	H	W 1-0
Apr. 7	South Carolina	H	L 2-4
Apr. 9	South Carolina	H	L 1-4
Apr. 9	South Carolina	H	W 6-5
Apr. 14	Ole Miss	A	W 2-1
Apr. 14	Ole Miss	A	L 1-3
Apr. 15	Mississippi State	A	L 2-6
Apr. 15	Mississippi State	A	L 3-7
Apr. 20	Western Kentucky	H	W 11-3
Apr. 22	Florida	H	W 4-0
Apr. 22	Florida	H	W 9-8
Apr. 23	Florida	H	W 3-0
Apr. 23	Florida	H	L 6-7
Apr. 26	Morehead State	A	W 7-2
Apr. 26	Morehead State	A	W 8-2
Apr. 28	LSU	A	L 0-2
Apr. 28	LSU	A	L 0-7
Apr. 30	Arkansas	A	L 1-2
Apr. 30	Arkansas	A	L 1-2
May 2	Tennessee	H	W 2-0
May 2	Tennessee	H	W 10-1
May 3	Tennessee	H	W 10-2
May 3	Tennessee	H	W 4-0
May 11	South Carolina	N6	L 1-2
May 12	Florida	N6	L 0-2

N1 - Arlington, Texas; N2 - Tucson, Ariz.;
N3 - Chattanooga, Tenn.; N4 - Bristol, Tenn.;
N5 - Evansville, Ind.; N6 - Columbus, Ga.

2001 • 27-34 • 10-18 SEC

Feb. 9	Oklahoma	N1	L 1-10
Feb. 9	Baylor	N1	L 8-9
Feb. 9	Texas-San Antonio	N1	W 9-4
Feb. 10	Stephen F. Austin	N1	L 2-4
Feb. 10	Texas-San Antonio	N1	L 5-6
Feb. 16	New Mexico State	N2	W 6-1
Feb. 16	Pacific	N2	L 4-6
Feb. 17	Bowling Green	N2	W 3-2
Feb. 17	Arizona	N2	L 1-12
Feb. 18	Oklahoma State	N2	W 3-2
Feb. 23	Marshall	N3	L 5-10
Feb. 23	Chattanooga	N3	L 0-3
Feb. 24	Liberty	N3	W 8-2
Feb. 24	Virginia Tech	N3	L 0-3
Feb. 25	Liberty	N3	W 3-1
Feb. 25	Chattanooga	N3	L 1-5
Feb. 28	Eastern Kentucky	H	W 4-3
Feb. 28	Eastern Kentucky	H	W 8-0
Mar. 7	Georgia	H	W 4-1
Mar. 7	Georgia	H	L 6-9
Mar. 9	Kent State	H	W 6-1
Mar. 9	Akron	H	W 12-7
Mar. 10	Southeast Missouri	H	L 0-1
Mar. 10	Indiana	H	W 4-1
Mar. 11	Louisville	H	L 1-10
Mar. 13	Indiana	H	W 9-8
Mar. 13	Indiana	H	W 6-3
Mar. 17	Florida	H	L 3-18
Mar. 17	Florida	H	L 4-5
Mar. 18	Florida	H	L 4-5
Mar. 21	Tennessee	A	L 2-4
Mar. 21	Tennessee	A	W 7-4
Mar. 24	Ole Miss	H	L 0-12



ALL-TIME RESULTS

Mar. 24	Ole Miss	H	W 7-1
Mar. 25	Ole Miss	H	W 9-1
Mar. 31	Alabama	A	L 2-6
Mar. 31	Alabama	A	L 6-12
Apr. 1	Alabama	A	L 0-8
Apr. 7	Mississippi State	A	W 8-1
Apr. 7	Mississippi State	A	L 2-3
Apr. 8	Mississippi State	A	L 3-7
Apr. 11	Morehead State	H	W 8-0
Apr. 11	Morehead State	H	W 15-0
Apr. 14	South Carolina	H	L 0-3
Apr. 14	South Carolina	H	W 2-1
Apr. 15	South Carolina	H	W 6-5
Apr. 18	Louisville	A	W 3-2
Apr. 18	Louisville	A	W 4-2
Apr. 21	LSU	A	L 0-12
Apr. 21	LSU	A	L 2-5
Apr. 22	LSU	A	L 0-8
Apr. 25	Western Kentucky	A	L 4-5
Apr. 25	Western Kentucky	A	L 5-6
Apr. 28	Auburn	H	L 3-6
Apr. 28	Auburn	H	W 8-5
Apr. 29	Auburn	H	W 7-6
May 5	Arkansas	A	W 3-1
May 5	Arkansas	A	L 0-4
May 6	Arkansas	A	L 0-1
May 10	South Carolina	N3	L 1-5
May 11	Arkansas	N3	L 0-1

N1 - Arlington, Texas; N2 - Tucson, Ariz.;
N3 - Chattanooga, Tenn.

Apr. 21	LSU	H	L 2-4
Apr. 24	Georgia	A	L 0-8
Apr. 24	Georgia	A	L 4-6
Apr. 25	Georgia	A	L 3-5
Apr. 27	Auburn	A	W 8-5
Apr. 27	Auburn	A	L 1-6
Apr. 28	Auburn	A	L 1-17
May 2	Arkansas	H	W 6-5
May 3	Arkansas	H	W 4-0
May 3	Arkansas	H	L 2-7

N1 - Miami, Fla.; N2 - San Antonio, Texas
N3 - Chattanooga, Tenn.; N4 - Lexington, Ky.

2003 • 16-40 • 3-26 SEC

Jan. 31	Illinois State	N1	L 1-8
Jan. 31	Georgia	N1	L 0-5
Feb. 1	FIU	N1	W 3-2
Feb. 1	Georgia	N1	L 2-5
Feb. 2	Illinois State	N1	L 3-4
Feb. 14	Missouri	N2	W 5-4
Feb. 14	Stanford	N2	L 0-8
Feb. 15	Penn State	N2	W 2-1
Feb. 15	Missouri	N2	W 4-1
Feb. 16	Stanford	N2	L 1-4
Feb. 22	Texas Tech	N3	L 4-5
Feb. 22	Texas-San Antonio	N3	W 11-2
Feb. 22	Houston	N3	W 5-4
Feb. 23	Oregon	N3	L 1-5
Mar. 5	Ohio State	H	L 2-10
Mar. 5	Ohio State	H	L 3-12
Mar. 8	Florida	H	L 1-8
Mar. 8	Florida	H	L 2-10
Mar. 9	Florida	H	L 3-9
Mar. 12	Morehead State	H	W 10-0
Mar. 12	Morehead State	H	W 9-1
Mar. 15	Mississippi	H	W 4-1
Mar. 15	Mississippi	H	L 4-8
Mar. 16	Mississippi	H	L 7-14
Mar. 18	Georgia	H	L 1-8
Mar. 18	Georgia	H	L 1-7
Mar. 19	Georgia	H	L 0-5
Mar. 22	Alabama	A	L 4-7
Mar. 22	Alabama	A	L 1-2
Mar. 23	Alabama	A	L 2-8
Mar. 29	Mississippi State	A	L 6-7
Mar. 29	Mississippi State	A	L 0-7
Mar. 30	Mississippi State	A	L 3-6
April 2	Eastern Kentucky	H	L 5-7
April 2	Eastern Kentucky	H	L 3-5
April 5	South Carolina	H	L 0-7
April 5	South Carolina	H	L 2-7
April 6	South Carolina	H	L 0-6
April 9	Tennessee	A	L 0-8
April 9	Tennessee	A	L 4-6
April 12	LSU	A	L 0-5
April 12	LSU	A	L 1-9
April 13	LSU	A	1-11
April 16	Indiana	A	W 9-5
April 16	Indiana	A	L 2-4
April 18	Auburn	H	L 1-9
April 18	Auburn	H	L 4-5
April 19	Auburn	H	L 0-1
April 23	Louisville	A	W 2-0
April 23	Louisville	A	W 3-0
April 26	Arkansas	A	L 1-2
April 26	Arkansas	A	W 4-0
April 27	Arkansas	A	W 7-6
April 30	Western Kentucky	H	W 2-1
April 30	Western Kentucky	H	L 4-7
May 3	Iowa	A	W 7-4

N1 - Miami, Fla.; N2 - Monroe, La.;
N3 - San Antonio, Texas

2004 • 25-31-1 • 6-24 SEC

Jan. 31	Florida A & M	N1	W 9-0
Jan. 31	Florida International	N1	W 3-2
Feb. 7	UL-Lafayette	N2	L 4-8
Feb. 7	Louisiana-Monroe	N2	W 5-1

Feb. 8	Georgia Tech	N2	W 5-3
Feb. 8	Gardner Webb	N2	W 1-0
Feb. 14	Missouri-Kansas City	N3	W 5-4
Feb. 14	Texas-San Antonio	N3	L 3-6
Feb. 15	Kansas	N3	L 5-6
Feb. 15	Texas-Arlington	N3	T 2-2
Feb. 15	Yonugstown State	H	W 3-0
Feb. 28	Northern Iowa	H	W 1-0
Feb. 29	Ball State	H	W 1-0
Feb. 29	Northern Iowa	H	W 4-3
Mar. 6	Florida	A	L 1-8
Mar. 6	Florida	A	L 0-6
Mar. 7	Florida	A	W 4-0
Mar. 9	Tennessee	H	L 2-3
Mar. 10	Tennessee	H	L 1-4
Mar. 10	Tennessee	H	L 0-1
Mar. 13	Ole Miss	A	L 0-3
Mar. 13	Ole Miss	A	W 7-3
Mar. 14	Ole Miss	A	L 0-9
Mar. 17	Georgia	A	L 1-8
Mar. 17	Georgia	A	L 0-6
Mar. 18	Georgia	A	L 3-4
Mar. 20	Alabama	H	L 3-9
Mar. 21	Alabama	H	W 7-5
Mar. 21	Alabama	H	L 5-14
Mar. 24	Louisville	H	L 0-4
Mar. 24	Louisville	H	W 3-2
Mar. 27	Mississippi State	H	L 2-8
Mar. 27	Mississippi State	H	W 4-3
Mar. 28	Mississippi State	H	L 2-6
Mar. 31	Eastern Kentucky	A	W 9-0
Mar. 31	Eastern Kentucky	A	W 9-2
April 3	South Carolina	A	L 2-3
April 3	South Carolina	A	W 4-1
April 3	South Carolina	A	L 0-4
April 7	Morehead State	A	W 10-0
April 7	Morehead State	A	W 7-2
April 10	LSU	H	L 1-9
April 10	LSU	H	L 0-9
April 11	LSU	H	L 2-6
April 14	Western Kentucky	A	W 5-2
April 14	Western Kentucky	A	L 3-4
April 21	Ohio State	A	L 4-6
April 21	Ohio State	A	W 4-3
April 24	Arkansas	H	L 0-1
April 24	Arkansas	H	W 8-5
April 25	Arkansas	H	L 1-5
April 28	Indiana	H	L 1-3
April 28	Indiana	H	W 4-2
May 1	Auburn	A	L 1-6
May 1	Auburn	A	L 0-1
May 2	Auburn	A	L 0-6

N1 - Miami, Fla.; N2 - Monroe, La.;
N3 - San Antonio, Texas

EILEEN SCHMIDT

Three Seasons
Record: 61-108
SEC: 12-74



2005 • 20-41 • 4-25 SEC

Feb. 4	South Florida	N1	L 3-4
Feb. 4	Florida International	A	L 0-4
Feb. 5	Illinois State	N1	L 2-4
Feb. 5	Auburn	N1	L 1-9
Feb. 6	Illinois State	N1	L 4-5
Feb. 11	Long Beach State	N2	L 0-5
Feb. 11	San Diego State	N2	L 3-4
Feb. 12	Stanford	A	L 3-14
Feb. 12	Cal Poly	N2	L 1-5
Feb. 13	DePaul	N2	W 2-1
Feb. 18	Baylor	N3	L 0-3
Feb. 18	Houston	N3	L 0-10
Feb. 19	Texas State	N3	L 3-12

Feb. 19	North Carolina	N3	L 2-10
Feb. 20	Minnesota	N3	W 6-4
Feb. 25	Tennessee Tech	N4	W 3-1
Feb. 25	Virginia	N4	W 10-7
Feb. 26	Purdue	N4	L 4-5
Feb. 26	Kent State	N4	W 7-6
Feb. 27	Bowling Green	N4	W 1-0
Feb. 27	UT-Chattanooga	A	W 1-0
Mar. 5	Belmont	N5	W 14-1
Mar. 5	Youngstown State	N5	W 1-0
Mar. 6	Youngstown State	N5	W 8-4
Mar. 6	Belmont	N5	W 10-3
Mar. 12	Ole Miss	H	W 5-3
Mar. 12	Ole Miss	H	L 1-4
Mar. 13	Ole Miss	H	L 3-11
Mar. 15	Georgia	H	L 0-1
Mar. 15	Georgia	H	L 1-5
Mar. 16	Georgia	H	L 2-9
Mar. 19	Alabama	A	L 2-10
Mar. 19	Alabama	A	L 2-6
Mar. 20	Alabama	A	L 1-5
Mar. 23	Marshall	H	W 2-0
Mar. 23	Marshall	H	W 9-0
Mar. 25	Mississippi State	A	L 2-3
Mar. 25	Mississippi State	A	L 0-5
Mar. 26	Mississippi State	A	L 2-3
Mar. 29	Tennessee	A	L 0-5
Mar. 29	Tennessee	A	W 2-1
Mar. 30	Tennessee	A	L 1-3
Apr. 3	South Carolina	H	L 2-12
Apr. 3	South Carolina	H	L 1-10
Apr. 6	Eastern Kentucky	H	W 2-0
Apr. 9	LSU	A	W 5-1
Apr. 10	LSU	A	L 0-18
Apr. 13	Western Kentucky	H	L 2-5
Apr. 13	Western Kentucky	H	W 4-2
Apr. 14	Louisville	H	W 3-2
Apr. 23	Arkansas	A	L 2-10
Apr. 23	Arkansas	A	L 0-4
Apr. 24	Arkansas	A	L 2-10
Apr. 27	Louisville	A	L 0-6
Apr. 30	Auburn	H	W 5-2
Apr. 30	Auburn	H	L 0-8
May 1	Auburn	H	L 0-10
May 7	Florida	H	L 1-13
May 7	Florida	H	L 3-11
May 8	Florida	H	L 0-8

N1 - Miami, Fla.; N2 - Palo Alto, Calif.;
N3 - Houston, Texas; N4 - Chattanooga, Tenn.;
N5 - Lexington, Ky.

2006 • 21-36 • 4-26 SEC

Feb. 10	Washington	N1	W 6-1
Feb. 10	Oklahoma	N1	L 3-4
Feb. 11	Illinois-Chicago	N1	W 3-2
Feb. 11	Long Beach State	N1	W 6-4
Feb. 12	UNLV	N1	L 2-3
Feb. 16	Kent State	H	W 9-0
Feb. 16	Kent State	H	W 2-1
Feb. 17	Kent State	H	W 10-3
Feb. 24	Long Beach State	N2	L 2-7
Feb. 24	Colorado State	N2	L 0-1
Feb. 25	San Diego State	N2	L 3-5
Feb. 25	Indiana State	N2	W 11-3
Feb. 26	Loyola Marymount	N2	L 1-7
Mar. 3	Morehead State	H	W 9-1
Mar. 4	Ohio	H	W 6-3
Mar. 4	Youngstown State	H	W 9-0
Mar. 5	Belmont	H	W 13-1
Mar. 8	Eastern Kentucky	A	W 8-2
Mar. 11	Auburn	A	L 1-2
Mar. 11	Auburn	A	L 0-3
Mar. 12	Auburn	A	L 6-7
Mar. 14	Georgia	A	L 6-10
Mar. 14	Georgia	A	L 2-4
Mar. 15	Georgia	A	L 0-8
Mar. 18	South Carolina	A	L 2-5



ALL-TIME RESULTS

Mar. 18	South Carolina	A	W 2-0
Mar. 19	South Carolina	A	W 2-1
Mar. 25	LSU	H	L 2-5
Mar. 25	LSU	H	L 2-13
Mar. 26	LSU	H	L 1-6
Mar. 29	Tennessee	H	L 0-8
Mar. 29	Tennessee	H	L 0-4
Mar. 30	Tennessee	H	L 0-8
Apr. 1	Alabama	H	L 0-7
Apr. 1	Alabama	H	L 0-11
Apr. 2	Alabama	H	L 0-9
Apr. 4	Ohio	H	W 7-0
Apr. 4	Ohio	H	W 3-0
Apr. 5	Western Kentucky	H	W 2-1
Apr. 5	Western Kentucky	H	W 5-4
Apr. 12	Indiana	A	L 0-2
Apr. 12	Indiana	A	L 5-6
Apr. 14	Arkansas	H	W 8-0
Apr. 15	Arkansas	H	L 1-2
Apr. 15	Arkansas	H	L 0-2
Apr. 19	Louisville	A	W 3-1
Apr. 22	Florida	A	L 2-6
Apr. 22	Florida	A	W 3-2
Apr. 23	Florida	A	L 3-5
Apr. 26	Louisville	H	L 1-4
Apr. 26	Eastern Kentucky	H	L 0-2
Apr. 29	Ole Miss	A	L 1-2
Apr. 29	Ole Miss	A	L 0-1
Apr. 30	Ole Miss	A	L 1-2
May 6	Mississippi State	H	L 4-6
May 6	Mississippi State	H	L 0-2
May 7	Mississippi State	H	L 2-3

2007 • 20-31 • 4-24 SEC

Feb. 9	Stephen F. Austin	N1	W 12-11
Feb. 9	Texas A&M CC	N1	W 10-0
Feb. 10	Southern Miss	N1	W 12-2
Feb. 10	Baylor	A	L 5-1
Feb. 10	Baylor	A	L 9-0
Feb. 11	UC Davis	A	W 5-3
Feb. 23	Saint Mary's	N2	W 13-5
Feb. 24	Sacramento St.	N2	W 9-1
Feb. 25	UC Riverside	N2	L 4-2
Feb. 25	UC Davis	A	W 8-2
Mar. 2	Butler	H	W 8-0
Mar. 2	Butler	H	W 10-5
Mar. 3	Butler	H	W 12-3
Mar. 3	Evansville	H	L 12-11
Mar. 4	IUPUI	H	W 12-5
Mar. 7	Louisville	H	W 6-3
Mar. 10	Auburn	H	L 10-1
Mar. 10	Auburn	H	L 9-4
Mar. 11	Auburn	H	W 2-1
Mar. 13	Mississippi St.	H	L 7-0
Mar. 13	Mississippi St.	H	L 9-7
Mar. 17	Georgia	A	L 11-0
Mar. 17	Georgia	A	W 6-1
Mar. 18	Georgia	A	L 6-4
Mar. 21	Marshall	H	W 8-5
Mar. 24	Ole Miss	H	W 10-5
Mar. 24	Ole Miss	H	L 5-4
Mar. 25	Ole Miss	H	W 4-3
Mar. 31	Arkansas	A	L 14-8
Mar. 31	Arkansas	A	L 5-2
Apr. 1	Arkansas	A	L 2-0
Apr. 3	LSU	A	L 4-0
Apr. 3	LSU	A	L 8-4
Apr. 5	Western Kentucky	H	L 10-4
Apr. 5	Western Kentucky	H	W 8-6
Apr. 10	Eastern Kentucky	H	W 8-7
Apr. 11	Louisville	A	L 7-6
Apr. 14	Tennessee	H	L 12-0
Apr. 14	Tennessee	H	L 8-2
Apr. 15	Tennessee	H	L 9-4
Apr. 21	South Carolina	A	L 6-5
Apr. 21	South Carolina	A	L 2-1
Apr. 22	South Carolina	A	L 2-0

Apr. 25	Indiana	H	L 5-4
Apr. 25	Indiana	H	W 5-4
Apr. 28	Alabama	A	L 12-3
Apr. 28	Alabama	A	L 6-0
Apr. 29	Alabama	A	L 8-0
May 5	Florida	H	L 7-3
May 5	Florida	H	L 7-4
May 6	Florida	H	L 8-0

RACHEL LAWSON

13 Seasons
Record: 452-279
SEC: 142-162



2008 • 17-37 • 3-25 SEC

Feb. 9	Wichita State	N1	W 5-2
Feb. 9	Chattanooga	A	W 3-2
Feb. 10	Wichita State	N1	L 6-2
Feb. 10	Chattanooga	A	L 9-6
Feb. 14	Hawai'i	A	L 9-5
Feb. 15	Long Beach State	N2	L 10-2
Feb. 15	Central Florida	N2	L 7-2
Feb. 16	Hawai'i	A	L 6-0
Feb. 16	Central Florida	N2	L 6-0
Feb. 17	Central Florida	N2	W 4-1
Feb. 24	Toledo	H	W 9-3
Feb. 24	Toledo	H	W 15-5
Feb. 29	Wright State	N3	W 5-1
Mar. 1	Marshall	N3	W 10-4
Mar. 1	Eastern Illinois	N3	W 5-1
Mar. 2	Indiana	N3	W 10-5
Mar. 5	Louisville	H	L 6-1
Mar. 12	Morehead State	H	W 5-3
Mar. 12	Morehead State	H	W 7-1
Mar. 15	Tennessee	A	W 2-0
Mar. 16	Tennessee	A	L 5-1
Mar. 16	Tennessee	A	L 2-0
Mar. 17	Miami (OH)	H	W 7-3
Mar. 21	Alabama	H	L 9-4
Mar. 22	Alabama	H	L 11-2
Mar. 22	Alabama	H	L 14-4
Mar. 26	Louisville	A	L 5-4
Mar. 29	South Carolina	H	L 5-3
Mar. 29	South Carolina	H	L 4-3
Mar. 30	South Carolina	H	L 8-1
Apr. 1	Indiana	H	L 5-4
Apr. 1	Indiana	H	L 16-13
Apr. 3	Mississippi State	A	L 1-0
Apr. 3	Mississippi State	A	L 8-0
Apr. 5	Ole Miss	A	W 3-1
Apr. 5	Ole Miss	A	L 6-1
Apr. 6	Ole Miss	A	W 4-2
Apr. 9	LSU	H	L 13-2
Apr. 9	LSU	H	L 5-2
Apr. 12	Arkansas	H	L 6-5
Apr. 12	Arkansas	H	L 3-0
Apr. 13	Arkansas	H	L 14-1
Apr. 16	Ohio State	A	W 6-3
Apr. 16	Ohio State	A	W 16-0
Apr. 19	Florida	A	L 8-0
Apr. 19	Florida	A	L 6-5
Apr. 20	Florida	A	L 8-0
Apr. 23	Eastern Kentucky	H	W 4-2
Apr. 26	Georgia	H	L 10-0
Apr. 26	Georgia	H	L 7-3
Apr. 27	Georgia	H	L 9-4
May 3	Auburn	A	L 14-1
May 3	Auburn	A	L 3-2
May 4	Auburn	A	L 5-4

N1 - Waco, Texas.; N2 - Davis, Calif.;
N1 - Las Vegas, Nev.; N2 - San Diego, Calif.;

2009 • 34-23 • 13-14 SEC

Feb. 13	Oregon	N1	W 11-9
Feb. 13	Hawaii	N1	W 8-0
Feb. 14	DePaul	N1	L 5-1
Feb. 14	UCLA	N1	L 9-6
Feb. 15	UNLV	A	W 7-1
Feb. 20	San Diego State	N2	W 6-4
Feb. 20	Louisiana	A	L 5-2
Feb. 21	Connecticut	N2	L 5-4
Feb. 22	Connecticut	N2	W 5-3
Feb. 27	Centenary	N3	W 4-0
Feb. 27	Stetson	A	W 4-2
Feb. 28	Maryland	N3	W 10-1
Feb. 28	Stetson	A	W 4-0
Mar. 7	LSU	A	L 3-2
Mar. 7	LSU	A	W 6-5
Mar. 8	LSU	A	L 10-2
Mar. 10	Morehead State	A	W 5-1
Mar. 10	Morehead State	A	W 4-3
Mar. 14	Auburn	H	W 4-3
Mar. 15	Auburn	H	W 8-0
Mar. 16	Auburn	H	W 8-0
Mar. 17	Miami (OH)	A	W 10-1
Mar. 17	Miami (OH)	A	W 6-3
Mar. 21	Arkansas	A	W 11-4
Mar. 21	Arkansas	A	L 8-5
Mar. 22	Arkansas	A	L 4-3
Mar. 24	Kent State	H	W 3-1
Mar. 24	Kent State	H	W 5-4
Mar. 26	Western Kentucky	A	W 1-0
Mar. 26	Western Kentucky	A	W 12-9
Mar. 28	Georgia	A	L 3-1
Mar. 29	Georgia	A	L 10-0
Mar. 29	Georgia	A	L 5-2
Apr. 1	Louisville	H	L 5-1
Apr. 4	Ole Miss	H	L 4-1
Apr. 4	Ole Miss	H	W 6-5
Apr. 5	Ole Miss	H	W 7-5
Apr. 8	Tennessee	H	L 14-2
Apr. 8	Tennessee	H	W 6-5
Apr. 11	Florida	H	L 1-0
Apr. 11	Florida	H	L 6-0
Apr. 14	Alabama	A	L 2-1
Apr. 14	Alabama	A	L 5-3
Apr. 22	Eastern Kentucky	H	W 7-0
Apr. 24	Mississippi State	H	W 10-3
Apr. 24	Mississippi State	H	W 4-1
Apr. 25	Mississippi State	H	W 8-7
Apr. 28	Louisville	A	L 2-0
May 2	South Carolina	A	W 4-3
May 2	South Carolina	A	W 5-1
May 3	South Carolina	A	L 9-2
May 7	Georgia	N4	W 2-0
May 8	Alabama	N4	L 2-1
May 14	BYU	N5	L 5-2
May 15	Canisius	N5	W 7-0
May 15	BYU	N5	W 4-2
May 16	Ohio State	A	L 7-2

2010 • 32-27 • 13-15 SEC

Feb. 11	Arizona State	A	W 5-2
Feb. 12	San Diego State	N1	L 4-0
Feb. 12	Cal State Fullerton	N1	W 2-0
Feb. 13	Western Michigan	N1	W 5-1
Feb. 13	California	N1	L 6-1
Feb. 19	Maryland	N2	W 1-0
Feb. 19	Florida Atlantic	A	W 2-1
Feb. 20	Pittsburgh	N2	W 2-1
Feb. 20	Minnesota	N2	W 1-0
Feb. 21	Florida Atlantic	A	W 4-1
Feb. 26	Evansville	N3	W 8-0
Feb. 26	Kansas	N3	W 7-2
Feb. 27	Lipscomb	N3	L 3-0
Feb. 27	Chattanooga	A	W 3-1
Mar. 5	Jacksonville State	N4	W 4-1

Mar. 5	Georgia State	N4	L 7-1
Mar. 6	Georgia Tech	A	L 6-3
Mar. 6	Western Carolina	N4	W 5-0
Mar. 7	Liberty	N4	W 7-0
Mar. 10	Louisville	H	L 3-0
Mar. 13	Auburn	A	L 3-2
Mar. 14	Auburn	A	W 5-3
Mar. 14	Auburn	A	L 1-0
Mar. 16	Alabama	H	L 7-2
Mar. 16	Alabama	H	W 1-0
Mar. 18	Morehead State	H	W 3-0
Mar. 20	Arkansas	H	W 5-0
Mar. 20	Arkansas	H	W 4-2
Mar. 21	Arkansas	H	L 9-8
Mar. 23	Tennessee	A	L 5-4
Mar. 23	Tennessee	A	L 7-1
Mar. 27	Georgia	H	L 4-2
Mar. 27	Georgia	H	W 4-2
Mar. 28	Georgia	H	L 17-5
April 2	Mississippi State	A	W 5-4
April 2	Mississippi State	A	W 2-0
April 3	Mississippi State	A	L 1-0
April 7	Louisville	A	L 6-0
April 10	South Carolina	H	W 11-3
April 10	South Carolina	H	W 4-3
April 11	South Carolina	H	W 8-0
April 14	Western Kentucky	H	W 9-3
April 17	Florida	A	L 5-3
April 17	Florida	A	W 5-2
April 18	Florida	A	L 5-0
April 21	Austin Peay	H	W 10-1
April 21	Austin Peay	H	W 10-2
April 24	LSU	H	L 5-2
April 25	LSU	H	L 9-3
April 25	LSU	H	L 3-1
April 30	Michigan	A	L 5-4
May 1	Michigan	A	L 8-4
May 8	Ole Miss	A	W 2-0
May 8	Ole Miss	A	W 4-2
May 9	Ole Miss	A	L 5-3
May 13	LSU	N5	L 2-1
May 21	Ohio State	A	W 6-5
May 22	California	N6	L 1-0
May 22	Ohio State	A	L 5-3

2011 • 40-16 • 14-9 SEC

Feb. 11	Ohio State	N1	W 9-0
Feb. 11	Florida International	A	W 5-0
Feb. 12	DePaul	N1	W 6-3
Feb. 13	Memphis	N1	L 3-2
Feb. 13	North Florida	N1	W 5-2
Feb. 18	Georgia Southern	N2	W 7-0
Feb. 18	Middle Tennessee St.	N2	W 13-0
Feb. 19	Florida State	A	L 2-0
Feb. 19	Georgia Southern	N2	W 9-1
Feb. 20	Florida State	A	W 7-2
Feb. 25	Colorado State	N3	W 7-0
Feb. 26	Stanford	A	L 4-2
Feb. 26	UC Davis	N3	W 2-0
Feb. 27	North Dakota St.	N3	W 5-4
Mar. 5	Southern Illinois	A	W 9-5
Mar. 5	Purdue	N4	W 3-0
Mar. 6	SIUE	N4	W 2-0
Mar. 11	Tennessee	H	W 9-6
Mar. 12	Tennessee	H	L 10-0
Mar. 13	Tennessee	H	W 5-4
Mar. 16	Arkansas	A	W 4-0
Mar. 16	Arkansas	A	W 7-2
Mar. 18	LSU	A	W 6-1
Mar. 19	LSU	A	L 2-1
Mar. 20	LSU	A	L 4-1
Mar. 23	Louisville	A	L 6-0
Mar. 25	Mississippi State	H	W 12-6
Mar. 26	Mississippi State	H	W 8-0
Mar. 27	Mississippi State	H	W 5-0

N1 - Tempe, Ariz.; N2 - Boca Raton, Fla.; N3 - Chattanooga, Tenn.; N4 - Marietta, Ga.; N5 - Fayetteville, Ark.; N6 - Columbus, Ohio



ALL-TIME RESULTS

April 1	Florida	H	W, 10-2
April 2	Florida	H	W, 7-6
April 3	Florida	H	W, 9-2
April 6	Austin Peay	A	W, 16-0
April 6	Austin Peay	A	W, 13-0
April 8	Georgia	A	L, 6-1
April 9	Georgia	A	L, 8-3
April 10	Georgia	A	L, 9-1
April 13	Marshall	A	W, 9-4
April 13	Marshall	A	W, 10-4
April 16	Tennessee Tech	H	W, 9-0
April 16	Tennessee Tech	H	W, 4-3
April 19	Eastern Kentucky	H	W, 7-0
April 20	Louisville	H	W, 14-8
April 23	South Carolina	A	W, 5-3
April 23	South Carolina	A	W, 3-2
April 24	South Carolina	A	L, 4-3
May 6	Auburn	H	L, 5-3
May 7	Auburn	H	W, 10-2
May 8	Auburn	H	L, 2-1
May 12	Tennessee	N5	L, 4-1
May 20	Notre Dame	N6	W, 8-0
May 21	Michigan	A	W, 7-6
May 22	Michigan	A	W, 2-1
May 28	California	H	L, 1-0
May 29	California	H	W, 8-0
May 29	California	H	L, 9-0

2012 • 30-30 • 15-13 SEC

Feb. 9	UCLA	A	L, 7-1
Feb. 10	Pacific	N1	W, 3-2
Feb. 10	UCLA	A	L, 12-0
Feb. 11	UCLA	A	L, 6-2
Feb. 17	Wright State	N2	W, 3-0
Feb. 17	Florida Atlantic	N2	W, 6-3
Feb. 18	LIU-Brooklyn	N2	W, 2-1
Feb. 18	Michigan	N2	L, 3-0
Feb. 19	Maryland	N2	L, 2-1
Feb. 24	North Florida	N3	W, 8-3
Feb. 24	Jacksonville State	N3	W, 2-1
Feb. 25	Radford	N3	W, 9-2
Feb. 25	Georgia Southern	N3	L, 2-1
Mar. 2	Texas A&M-CC	N4	L, 3-2
Mar. 2	Stephen F. Austin	N4	W, 8-1
Mar. 3	Stephen F. Austin	N4	W, 10-2
Mar. 3	Louisiana (Lafayette)	N4	L, 5-4
Mar. 4	Nicholls State	N4	W, 9-1
Mar. 9	Alabama	H	L, 3-1
Mar. 10	Alabama	H	L, 9-1
Mar. 11	Alabama	H	L, 12-2
Mar. 13	Western Illinois	H	L, 5-4
Mar. 16	N.C. State	H	L, 6-3
Mar. 16	UAB	H	L, 6-5
Mar. 17	Missouri-Kansas City	H	W, 4-0
Mar. 17	NC State	H	W, 7-6
Mar. 18	UAB	H	L, 20-7
Mar. 21	Western Kentucky	A	W, 4-2
Mar. 23	Auburn	A	W, 8-4
Mar. 24	Auburn	A	W, 5-2
Mar. 25	Auburn	A	L, 2-1
Mar. 28	Louisville	H	L, 1-0
Mar. 30	Tennessee	A	W, 5-3
Mar. 31	Tennessee	A	L, 8-0
April 1	Tennessee	A	L, 4-2
April 4	Louisville	A	L, 2-1
April 6	South Carolina	H	L, 9-1
April 7	South Carolina	H	W, 7-0
April 8	South Carolina	H	W, 10-5
April 11	Arkansas	H	W, 9-7
April 11	Arkansas	H	L, 7-3
April 13	Georgia	H	W, 4-1
April 14	Georgia	H	W, 4-0
April 15	Georgia	H	L, 4-3
April 18	Ole Miss	A	W, 3-1
April 18	Ole Miss	A	W, 8-0

April 20	Mississippi State	A	L, 4-3
April 21	Mississippi State	A	L, 2-1
April 22	Mississippi State	A	L, 3-2
April 24	Morehead State	H	W, 3-1
April 27	Florida	A	W, 2-0
April 28	Florida	A	L, 5-0
April 29	Florida	A	L, 5-1
May 4	LSU	H	W, 4-3
May 5	LSU	H	W, 2-1
May 6	LSU	H	W, 1-0
May 10	Georgia	N5	L, 6-4
May 18	Michigan	N6	L, 3-2
May 19	Valparaiso	N6	W, 5-4
May 19	Louisville	N6	L, 3-2

2013 • 41-21 • 13-11 SEC

Feb. 8	California	N1	W, 3-2
Feb. 8	Western Michigan	N1	W, 12-1
Feb. 9	Oregon State	N1	W, 5-3
Feb. 9	Arizona State	N1	L, 8-1
Feb. 10	Portland State	N1	L, 5-3
Feb. 10	Stanford	N1	W, 3-1
Feb. 14	Cal Poly	N2	W, 1-0
Feb. 14	San Diego State	N2	W, 4-0
Feb. 15	Washington	N2	W, 3-2
Feb. 16	UC Riverside	N2	W, 11-3
Feb. 16	Oklahoma	N2	L, 11-0
Feb. 23	Georgetown	N3	W, 8-0
Feb. 23	Howard	N3	W, 14-0
Feb. 24	USC Upstate	N3	W, 12-8
Mar. 1	Illinois	N4	W, 5-4
Mar. 1	USF	N4	W, 6-3
Mar. 2	Loyola Marymount	N4	W, 4-3
Mar. 2	Central Michigan	N4	W, 3-1
Mar. 3	Western Michigan	N4	W, 8-4
Mar. 8	Ole Miss	H	L, 3-1
Mar. 9	Ole Miss	H	W, 5-2
Mar. 10	Ole Miss	H	W, 5-2
Mar. 12	North Carolina	H	W, 18-0
Mar. 15	LSU	A	L, 7-1
Mar. 16	LSU	A	L, 4-3
Mar. 17	LSU	A	L, 3-2
Mar. 19	Western Kentucky	H	W, 7-1
Mar. 20	Iowa	H	L, 3-1
Mar. 22	Mississippi State	H	W, 5-4
Mar. 22	Mississippi State	H	W, 3-2
Mar. 23	Mississippi State	H	W, 7-0
Mar. 27	Lipscomb	A	W, 8-1
Mar. 29	Tennessee	H	L, 6-0
April 3	Louisville	A	L, 5-1
April 5	South Carolina	A	W, 3-1
April 6	South Carolina	A	W, 9-4
April 7	South Carolina	A	W, 4-3
April 9	Marshall	H	W, 4-3
April 10	Eastern Kentucky	A	W, 6-2
April 10	Eastern Kentucky	A	W, 4-3
April 12	Florida	H	L, 7-4
April 13	Florida	H	W, 4-2
April 14	Florida	H	L, 6-3
April 17	Middle Tenn. State	A	W, 7-4
April 17	Middle Tenn. State	A	W, 13-1
April 19	Arkansas	A	L, 4-1
April 20	Arkansas	A	L, 4-0
April 21	Arkansas	A	W, 5-3
April 24	Louisville	H	W, 2-1
April 26	Missouri	H	L, 2-1
April 27	Missouri	H	W, 8-2
April 28	Missouri	H	L, 7-0
May 4	Alabama	A	W, 5-0
May 4	Alabama	A	L, 14-0
May 5	Alabama	A	W, 9-5
May 8	South Carolina	N5	L, 6-3
May 17	Marshall	N6	W, 2-1
May 18	Virginia Tech	N6	W, 6-2
May 19	Virginia Tech	N6	L, 2-0

May 19	Virginia Tech	N6	W, 1-0
May 25	Arizona State	N7	L, 5-4
May 26	Arizona State	N7	L, 5-2

2014 • 50-19 • 13-11 SEC

Feb. 6	vs. Santa Clara	N1	W, 6-0
Feb. 6	at Long Beach St.	N1	W, 10-0 (5)
Feb. 7	vs. Loyola Mary.	N1	W, 7-1
Feb. 7	vs. Oklahoma	N1	W, 5-4 (10)
Feb. 8	vs. George Wash.	N1	W, 3-0
Feb. 14	vs. Louisiana Tech	N2	W, 1-0
Feb. 14	at Texas	N2	W, 6-4
Feb. 15	vs. IPFW	N2	W, 2-1
Feb. 15	vs. Louisiana Tech	N2	W, 6-3
Feb. 16	at Texas	N2	W, 6-5
Feb. 21	vs. Penn State	N3	W, 5-0
Feb. 21	at Florida Atlantic	N3	W, 7-1
Feb. 22	vs. Kent State	N3	L, 0-3
Feb. 22	vs. Michigan	N3	L, 0-3
Feb. 23	vs. Penn State	N3	W, 8-1
Feb. 28	Butler	N4	W, 9-7
Mar. 1	Pittsburgh	N4	W, 4-3 (9)
Mar. 1	EKU	N4	W, 2-1
Mar. 7	at Mississippi State	A	W, 4-0
Mar. 8	at Mississippi State	A	L, 1-2
Mar. 9	at Mississippi State	A	W, 5-0
Mar. 11	at Marshall	A	W, 6-2
Mar. 14	at Missouri	A	L, 2-7
Mar. 15	at Missouri	A	W, 3-2
Mar. 16	at Missouri	A	W, 8-7 (8)
Mar. 18	at Indiana	H	W, 5-0
Mar. 21	Kent State	N5	W, 9-2
Mar. 21	Saint Francis&	N5	W, 10-2 (6)
Mar. 22	Fairfield	N5	W, 5-0
Mar. 22	Kansas	N5	W, 4-2
Mar. 23	Kansas	N5	L, 5-7
Mar. 23	Kent State	N5	W, 4-2
Mar. 28	Auburn	H	L, 6-7
Mar. 29	Auburn	H	L, 4-6
Mar. 30	Auburn	H	W, 2-1
April 2	Louisville	H	W, 5-0
April 4	Texas A&M	H	L, 1-6
April 5	Texas A&M	H	W, 4-2 (10)
April 6	Texas A&M	H	W, 5-3
April 8	Wright State	H	W, 9-1 (5)
April 9	Miss. Valley State	H	W, 10-0 (5)
April 11	at Ole Miss	A	W, 3-1
April 12	at Ole Miss	A	W, 3-1
April 13	at Ole Miss	A	W, 11-4 (10)
April 18	Arkansas	H	W, 4-3
April 19	Arkansas	H	W, 7-5
April 20	Arkansas	H	L, 0-8 (6)
April 22	at WKU	A	W, 11-8
April 25	Tennessee	H	L, 3-6
April 26	Tennessee	H	W, 5-2
April 27	Tennessee	H	L, 2-9
April 30	at Louisville	A	W, 7-3 (8)
May 2	at Georgia	A	L, 1-5
May 3	at Georgia	A	L, 1-4
May 4	at Georgia	A	L, 1-3
May 7	Mississippi State	N6	W, 4-3 (9)
May 8	Tennessee	N6	W, 2-0
May 9	LSU	N6	W, 4-3 (9)
May 10	Georgia	N6	L, 2-5
May 16	Ohio	N7	W, 2-0
May 17	James Madison	N7	W, 2-1
May 18	DePaul	N7	L, 2-1 (10)
May 18	DePaul	N7	W, 10-1 (5)
May 24	UCLA	N8	L, 4-6
May 25	UCLA	N8	W, 7-3
May 25	UCLA	N8	W, 7-1
May 29	La.-Lafayette	N9	W, 4-1
May 30	Alabama	N9	L, 0-2
May 31	Baylor	N9	L, 8-7 (8)

N1 - Mizuno Invitational/Easton Tournament (Long Beach, Calif.; Fullerton, Calif.); N2 - Texas Classic (Austin, Texas); N3 - FAU Invitational (Boca Raton, Fla.); N4 - UK Tournament (Lexington, Ky.); N5 - UK Tournament (Lexington, Ky.); N6 - SEC Tournament (Columbia, S.C.); N7 - NCAA Regional (Lexington, Ky.); N8 - NCAA Super Regional (Los Angeles, Calif.); N9 - WCWS (Oklahoma City, Okla.)

2015 • 32-26 • 5-19 SEC

Feb. 5	Florida A&M	A	W, 4-2
Feb. 7	at Florida State	N1	L, 3-2
Feb. 7	vs. Ga. Southern	N1	W, 9-0 (6)
Feb. 8	vs. Ga. Southern	N1	W, 10-0 (6)
Feb. 8	at Florida State	N1	W, 3-1
Feb. 13	vs. Southern Illinois	N2	W, 5-2
Feb. 14	vs. IUPUI	N2	W, 9-4
Feb. 14	at Kennesaw State	N2	L, 9-8
Feb. 19	vs. Arizona	N3	W, 5-2
Feb. 19	vs. Long Beach St.	N3	W, 13-1 (6)
Feb. 20	vs. LIU Brooklyn	N3	W, 5-3
Feb. 20	vs. Oregon State	N3	W, 6-5
Feb. 21	vs. Oklahoma	N3	L, 7-3
Feb. 21	vs. San Diego State	N3	W, 5-2
Feb. 28	Tennessee Tech	A	W, 5-1
Feb. 28	Tennessee Tech	A	W, 10-0 (5)
Mar. 6	Texas A&M	A	L, 3-0 (8)
Mar. 7	Texas A&M	A	L, 6-3
Mar. 8	Texas A&M	A	W, 3-2
Mar. 11	EKU	H	W, 2-0
Mar. 14	OHIO	H	W, 7-2
Mar. 14	OHIO	H	W, 6-4
Mar. 15	OHIO	H	W, 6-0
Mar. 17	Murray State	A	W, 5-2
Mar. 17	Murray State	A	W, 1-0
Mar. 18	INDIANA	A	W, 4-1
Mar. 20	Auburn	A	L, 5-0
Mar. 21	Auburn	A	L, 4-1
Mar. 21	Auburn	A	L, 9-7
Mar. 27	LSU	H	W, 3-1
Mar. 28	LSU	H	W, 5-2
Mar. 29	LSU	H	L, 2-0
April 1	Louisville	A	W, 4-0
April 3	Alabama	H	W, 2-1
April 4	Alabama	H	L, 7-3
April 5	Alabama	H	L, 2-0
April 6	FAU	H	W, 3-1
April 6	FAU	H	W, 7-1
April 11	Florida	A	L, 1-0
April 12	Florida	A	L, 6-3
April 13	Florida	A	L, 2-0
April 17	South Carolina	H	L, 6-4
April 18	South Carolina	H	W, 2-0
April 18	South Carolina	H	L, 7-6 (11)
April 21	Louisville	H	L, 8-0 (6)
April 22	WKU	H	W, 1-0 (9)
April 24	Georgia	H	L, 3-0
April 25	Georgia	H	L, 6-4
April 26	Georgia	H	L, 8-4
May 1	Tennessee	A	L, 7-1
May 2	Tennessee	A	L, 6-5
May 3	Tennessee	A	L, 4-1
May 6	Tennessee	N4	L, 5-4
May 15	Northwestern	N5	W, 5-4
May 16	Ball State	N5	W, 5-0
May 17	Notre Dame	N5	W, 4-3
May 23	Florida	N6	L, 7-0
May 24	Florida	N6	L, 1-0

N1 - Renegade Classic (Tallahassee, Fla.); N2 - Phyllis Rafter Memorial Invitational (Kennesaw, Ga.); N3 - Mary Nutter Collegiate Classic (Palm Springs, Calif.); N4 - SEC Tournament (Baton Rouge, La.); N5 - NCAA South Bend Regional (South Bend, Ind.); N6 - NCAA Gainesville Super Regional (Gainesville, Fla.)

ALL-TIME RESULTS

2016 • 46-14 • 17-7 SEC

Feb. 12	No. 25 Notre Dame	N1	W, 10-7
Feb. 12	Oregon State	N1	L, 8-0
Feb. 13	No. 4 Oregon	N1	W, 8-6
Feb. 14	New Mexico	N1	W, 14-6
Feb. 15	No. 23 Utah	N1	W, 1-0
Feb. 15	at No. 20 Arizona St.	A	W, 5-3
Feb. 18	San Diego	N2	W, 5-1
Feb. 18	at San Diego St.	A	W, 5-1
Feb. 19	California	N2	L, 5-1
Feb. 20	South Dakota	N2	W, 10-0
Feb. 20	Texas Tech	N2	W, 10-0
Feb. 26	Lipscomb	N3	W, 4-0
Feb. 26	Miami (OH)	N3	W, 8-0
Feb. 27	Eastern Illinois	N3	W, 9-1
Feb. 27	at Chattanooga	A	W, 6-2
Feb. 28	Evansville	N3	W, 7-1
March 4	Albany	N4	W, 8-0
March 4	Lehigh	N4	W, 7-1
March 5	UNC Charlotte	N4	L, 5-3
March 5	at Winthrop	A	W, 11-0
March 6	at Winthrop	A	W, 8-0
March 9	Indiana	H	W, 3-1
March 11	at South Carolina	A	W, 8-2
March 12	at South Carolina	A	W, 5-1
March 13	at South Carolina	A	W, 4-0
March 16	at Marshall	A	W, 1-0
Match 1	Ole Miss	H	L, 3-1
March 19	Ole Miss	H	W, 3-1
March 20	Ole Miss	H	W, 6-2
March 22	Northern Kentucky	H	W, 9-0
March 23	Murray State	H	W, 6-1
March 25	at Arkansas	A	W, 9-0
March 26	at Arkansas	A	W, 7-1
March 27	at Arkansas	A	W, 12-4
March 29	at Ohio	A	L, 1-0
March 29	at Ohio	A	W, 3-0
April 1	No. 3 Auburn	H	L, 9-0
April 2	No. 3 Auburn	H	L, 6-5
April 3	No. 3 Auburn	H	L, 3-1 (9)
April 9	at No. 8 LSU	A	W, 1-0
April 10	at No. 8 LSU	A	W, 3-0
April 11	at No. 8 LSU	A	W, 2-0
April 13	Eastern Kentucky	H	W, 2-1
April 15	No. 18 Missouri	H	W, 7-6
April 16	No. 18 Missouri	H	L, 9-2
April 17	No. 18 Missouri	H	W, 3-2
April 20	at Western Kentucky	A	W, 5-0
April 22	at No. 4 Alabama	A	W, 3-2
April 23	at No. 4 Alabama	A	L, 7-1
April 24	at No. 4 Alabama	A	L, 3-0
April 27	at Louisville	A	W, 2-1
May 6	Mississippi State	H	W, 3-2 (9)
May 7	Mississippi State	H	W, 1-0 (8)
May 8	Mississippi State	H	W, 4-0
May 12	No. 10 LSU	N5	L, 3-1
May 21	Butler	N6/H	W, 6-1
May 21	No. 25 Utah	N6/H	L, 3-0
May 21	Illinois	N6/H	W, 3-2
May 22	No. 25 Utah	N6/H	W, 4-0
May 22	No. 25 Utah	N6/H	L, 5-3

N1 = Kajikawa Classic (Tempe, Ariz.); N2 = Campbell/Cartier Classic (San Diego, Calif.); N3 = Winthrop Invitational (Rock Hill, S.C.); N4 = Chattanooga Frost Classic (Chattanooga, Tenn.); N5 = SEC Tournament (Starkville, MS); N6 = NCAA Tournament Regionals (Lexington).

2017 • 39-19 • 12-12 SEC

Feb. 10	vs. Florida A&M	N1	W, 4-2
Feb. 10	vs. Pitt	N1	L, 3-1 (8)
Feb. 11	vs. Pitt	N1	L, 6-3
Feb. 11	at UCF	N1	W, 6-3
Feb. 12	vs. Florida A&M	N1	W, 3-0
Feb. 15	at No. 5 UCLA	A	L, 6-2
Feb. 15	at No. 5 UCLA	A	W, 2-1 (11)
Feb. 17	vs. UC-Davis	N2	W, 4-1
Feb. 17	vs. No. 7 Oregon	N2	L, 5-4
Feb. 24	vs. UConn	N3	W, 4-2
Feb. 24	vs. Florida A&M	N3	W, 2-0
Feb. 25	vs. Memphis	N3	W, 9-1 (5)
Feb. 25	at Florida Atlantic	N3	W, 6-2
Feb. 26	vs. Memphis	N3	W, 12-0 (5)
March 3	vs. Northern Illinois	N4	W, 2-0
March 3	vs. Southern Illinois	N4	W, 7-1
March 4	vs. Illinois-Chicago	N4	W, 6-2
March 9	Dayton	H	W, 1-0
March 10	Evansville	H	W, 4-1
March 10	Drexel	H	W, 9-1
March 11	Kent State	H	W, 2-0
March 12	No. 15 Michigan	H	W, 5-1
March 18	at No. 16 Georgia	A	W, 2-1
March 19	at No. 16 Georgia	A	L, 7-5
March 20	at No. 16 Georgia	A	L, 3-1
March 24	vs. No. 22 Arkansas	H	W, 2-1
March 25	vs. No. 22 Arkansas	H	W, 7-5
March 25	vs. No. 22 Arkansas	H	W, 2-0
March 29	at Northern Kentucky	A	W, 2-1
March 31	at No. 24 Ole Miss	A	L, 7-1
April 1	at No. 24 Ole Miss	A	W, 1-0
April 2	at No. 24 Ole Miss	A	L, 4-0
April 7	No. 17 Tennessee	H	L, 9-0 (5)
April 8	No. 17 Tennessee	H	L, 5-2
April 9	No. 17 Tennessee	H	L, 9-4
April 12	at Louisville	A	W, 10-1 (6)
April 14	No. 3 Florida	H	L, 4-0
April 15	No. 3 Florida	H	W, 5-1
April 16	No. 3 Florida	H	L, 2-0
April 19	at Indiana	A	W, 6-2
April 21	at Mizzou	A	W, 6-2
April 22	at Mizzou	A	W, 4-0
April 23	at Mizzou	A	W, 10-8
April 25	at Eastern Kentucky	A	W, 5-0
April 26	at UT-Martin	A	W, 8-2
April 28	No. 4 Texas A&M	H	L, 4-2
April 29	No. 4 Texas A&M	H	W, 7-2
April 30	No. 4 Texas A&M	H	W, 7-4
May 5	at Mississippi St.	A	L, 6-2
May 6	at Mississippi St.	A	L, 5-3
May 7	at Mississippi St.	AW	10-7 (11)
May 10	vs. #23 South Carolina	N5	W, 7-3
May 11	vs. No. 8 Auburn	N5	L, 2-0
May 19	vs. DePaul	N6/H	W, 6-0
May 20	vs. Illinois	N6/H	W, 1-0
May 21	vs. Illinois	N6/H	W, 4-2
May 26	at No. 3 Oregon	N7/A	L, 4-0
May 27	at No. 3 Oregon	N7/A	L, 6-5

N1 = UCF Knights Invitational (Orlando, Fla.); N2 = Mary Nutter Classic (Palm Springs, Calif.); N3 = FAU Owls Invitational (Boca Raton, Fla.); N4 = Coach B Classic (Carbondale, Ill.); N5 = 2017 SEC Tournament (Knoxville, Tenn.); N6 = NCAA Regionals (Lexington, Ky.); N7 = NCAA Super Regionals (Eugene, Oregon)

2018 • 35-21 • 8-15 SEC

Feb. 10	at New Mexico State	A	L, 9-12
Feb. 10	at New Mexico State	A	L, 6-10
Feb. 11	at New Mexico State	A	W, 10-2
Feb. 15	at San Diego State	N1	W, 5-0
Feb. 16	vs. Cal State Fullerton	N1	W, 10-2
Feb. 17	vs. North Dakota State	N1	W, 2-0
Feb. 17	vs. Cal State Fullerton	N1	W, 11-0
Feb. 23	vs. No. 22 Minnesota	N2	L, 1-2
Feb. 23	vs. Duke	N2	W, 5-0
Feb. 24	vs. Bradley	N2	W, 11-6
Feb. 24	vs. Harvard	N2	W, 9-3
Feb. 25	vs. Purdue	N2	W, 5-3
March 1	vs. Dayton	H	W, 4-1
March 3	vs. Ohio	N3	W, 5-3
March 3	vs. Semo	N3	W, 4-2
March 4	vs. Semo	N3	W, 11-2
March 4	vs. Ohio	N3	W, 11-1
March 6	SIUE	H	W, 4-1
March 9	No. 2 Florida	A	L, 0-6
March 10	No. 2 Florida	A	L, 2-3
March 11	No. 2 Florida	A	L, 0-4
March 12	Northern Illinois	H	W, 8-4
March 14	Indiana	H	W, 15-2
March 17	No. 8 LSU	H	W, 4-1
March 18	No. 8 LSU	H	W, 2-0
March 23	at No. 11 Auburn	A	L, 1-3
March 24	at No. 11 Auburn	A	L, 0-1
March 25	at No. 11 Auburn	A	L, 4-6
March 31	No. 16 Alabama	H	L, 0-9
March 31	No. 16 Alabama	H	W, 11-6
April 1	No. 16 Alabama	H	L, 3-9
April 3	Eastern Kentucky	H	W, 10-0
April 4	Louisville	H	W, 8-0
April 6	Middle Tennessee St.	H	W, 12-1
April 6	Middle Tennessee St.	H	W, 10-1
April 10	at Eastern Kentucky	A	W, 1-0
April 13	at No. 9 Texas A&M	A	L, 2-9
April 14	at No. 9 Texas A&M	A	L, 3-4
April 15	at No. 9 Texas A&M	A	W, 3-2
April 18	at WKU	A	W, 7-1
April 20	No. 6 Georgia	H	L, 0-1
April 21	No. 6 Georgia	H	W, 4-2
April 22	No. 6 Georgia	H	L, 1-3
April 27	at No. 6 Tennessee	A	W, 9-8
April 28	at No. 6 Tennessee	A	W, 1-8
April 29	at No. 6 Tennessee	A	L, 0-6
May 4	No. 12 South Carolina	H	W, 7-5
May 6	No. 12 South Carolina	H	W, 8-4
May 6	No. 12 South Carolina	H	L, 3-9
May 9	vs. No. 15 Arkansas	N4	L, 1-3
May 19	vs. Illinois-Chicago	N5/H	W, 10-1
May 19	vs. Notre Dame	N5/H	W, 10-1
May 20	vs. Notre Dame	N5/H	W, 10-0
May 24	at No. 1 Oregon	N6/A	W, 9-6
May 25	at No. 1 Oregon	N6/A	L, 1-6
May 26	at No. 1 Oregon	N6/A	L, 1-11

N1 = Campbell/ Cartier Classic (San Diego.); N2 = Disney Citrus Classic (Orlando, Fla.); N3 = John Cropp Classic (Lexington, Ky.); N4 = 2018 SEC Tournament (Knoxville, Tenn.); N5 = NCAA Regionals (Lexington, Ky.); N6 = NCAA Super Regionals (Eugene, Oregon)

2019 • 36-24 • 14-10 SEC

Feb. 8	vs. Illinois	N1	L, 6-5 (8)
Feb. 8	at Houston	N1	L, 4-3
Feb. 9	vs. Sam Houston St.	N1	W, 6-0
Feb. 9	at Houston	N1	W, 13-1
Feb. 10	vs. Oklahoma St.	N1	L, 8-7
Feb. 14	vs. Oklahoma	N2	L, 9-1 (6)
Feb. 15	vs. Hofstra	N2	W, 8-0 (5)
Feb. 15	vs. Utah	N2	W, 13-2 (5)
Feb. 16	vs. Texas	N2	L, 4-3
Feb. 16	vs. Oregon	N2	W, 12-3 (6)
Feb. 17	vs. James Madison	N2	W, 6-1
Feb. 21	vs. North Carolina	N3	W, 1-0
Feb. 22	vs. Washington	N3	L, 4-2
Feb. 22	vs. Bethune-Cookman	N3	W, 10-2 (5)
Feb. 23	vs. California	N3	W, 5-0
Feb. 23	vs. UCLA	N3	L, 12-4 (5)
March 1	vs. St. Louis	N4	W, 10-0 (5)
March 2	vs. Southern Illinois	N4	W, 6-5
March 2	vs. Murray State	N4	W, 14-4
March 8	at South Carolina	A	W, 5-0
March 9	at South Carolina	A	W, 11-2
March 10	at South Carolina	A	W, 5-1
March 12	Miami	H	W, 9-1 (5)
March 13	Syracuse	H	W, 13-0 (5)
March 15	Mississippi State	H	W, 8-0 (5)
March 16	Mississippi State	H	W, 9-8
March 17	Mississippi State	H	W, 4-1
March 20	Marshall	A	W, 9-4
March 22	Missouri	H	L, 10-8
March 23	Missouri	H	L, 11-8
March 24	Missouri	H	L, 8-4
March 26	Western Kentucky	H	L, 4-1
March 29	Arkansas	A	L, 1-0
March 30	Arkansas	A	W, 16-2
March 31	Arkansas	A	L, 3-2
April 3	Eastern Kentucky	A	W, 11-5
April 5	Ole Miss	H	W, 11-4 (6)
April 6	Ole Miss	H	L, 8-4
April 6	Ole Miss	H	L, 6-2
April 9	Northern Kentucky	A	W, 13-0 (5)
April 12	LSU	A	W, 3-2
April 13	LSU	A	L, 5-0
April 14	LSU	A	L, 5-2
April 17	Louisville	A	L, 8-7
April 21	Auburn	H	W, 7-0
April 21	Auburn	H	W, 7-3
April 22	Auburn	H	W, 7-0
April 24	Eastern Kentucky	H	W, 10-2
April 26	Alabama	A	W, 4-1
April 27	Alabama	A	L, 3-1
April 28	Alabama	A	W, 3-2 (14)
May 4	Texas Tech	A	L, 7-5
May 5	Texas Tech	A	L, 9-6
May 10	Ole Miss	N5	W, 8-0 (5)
May 17	Toledo	H/N6	W, 7-2
May 18	Virginia Tech	H/N6	W, 8-1
May 19	Virginia Tech	H/N6	W, 11-1 (6)
May 24	Washington	A/N7	L, 3-0
May 25	Washington	A/N7	L, 5-0

N1 = Houston Invitational (Houston, Texas); N2 = St. Pete/Clearwater Elite Invitational (Clearwater, Fla.); N3 = Mary Nutter Collegiate Classic (Chattanooga, Tenn.); N4 = Coach B Classic (College Station, Texas); N5 = SEC Tournament (Lexington, Ky.); N6 = NCAA Regionals (Lexington, Ky.); N7 = NCAA Super Regionals (Seattle, Wash.)




ALL-TIME RESULTS

2020 • 20-4 • 2-1 SEC

(COVID-19 ENDED SEASON)

Feb. 17	vs. Liberty	N1	W, 6-2
Feb. 17	vs. Texas State	N1	W, 2-1
Feb. 18	vs. NC State	N1	W, 6-2
Feb. 19	vs. Minnesota	N1	W, 7-1
Feb. 14	vs. Boise State	N2	W, 16-14
Feb. 14	at Arizona State	A/N2	L, 3-2
Feb. 15	vs. Illinois State	N2	W, 7-1
Feb. 15	at Arizona State	A/N2	L, 7-5
Feb. 16	vs. Detroit Mercy	N2	W, 15-3
Feb. 19	at Middle Tenn St.	A	W, 9-0
Feb. 21	vs. Georgia Tech	N3	W, 10-9
Feb. 21	at Samford	A/N3	W, 7-4
Feb. 22	vs. DePaul	N3	W, 10-1
Feb. 22	vs. Georgia Tech	N3	L, 7-1
Feb. 23	vs. DePaul	N3	W, 9-0
Feb. 28	vs. Loyola-Chicago	N4	W, 10-2
Feb. 28	vs. FIU	N4	W, 17-1
Feb. 29	vs. Western Mich.	N4	W, 13-0
Feb. 29	vs. Detroit	N4	W, 22-0
March 1	vs. Dartmouth	N4	W, 4-0
March 6	Texas A&M	H	W, 11-9
March 7	Texas A&M	H	L, 6-3
March 8	Texas A&M	H	W, 9-8
March 11	Marshall	H	W, 16-15

N1= NFCA Lead-Off Classic (Clearwater, Fla.);
N2= Littlewood Classic (Tempe, Ariz.); N3=
Samford Invitational (Birmingham, Ala.); N4=
Thr Spring Games (Orlando, Fla.);



Brittany Cervantes will represent Team Mexico in the Tokyo Olympics this summer



ALL-TIME HONORS

Frank G. Hamm "Society of Character" Inductees

1999 - Michelle Bucci
1999 - Tiffany Kruse
2000 - Sarah Snider
2000 - Tracie Potts
2001 - Angie Dal Pozzo
2001 - Andrea Eilertson
2001 - Beth Fogle
2001 - Leslie Kwiatkowski
2002 - Sandi Dengler
2002 - Jennifer Howland
2003 - Nikki Jones
2003 - Lyndsey Angus
2005 - Jessica Nance
2005 - Meghan Cooper
2006 - Ashley Fertic
2006 - Megan Glenn
2006 - Amy Kendall
2008 - Ashley Dimkich
2009 - Natalie Smith
2010 - Sam. DeMartine
2010 - Molly Johnson
2011 - Meagan Aull
2011 - Megan Yocke
2012 - Macy Allen
2012 - Ashleigh Gustafson
2012 - Rachel Riley
2013 - Kara Dill
2014 - Ginny Carroll
2014 - Lauren Cumbess
2014 - Emily Jolly
2016 - Kelsey Nunley
2016 - Maisie Steed
2016 - Christian Stokes
2017 - Meagan Prince
2017 - Breanne Ray
2017 - Shannon Smith
2018 - Brooklin Hinz
2018 - Katie Reed
2018 - Erin Rethlake
2019 - Abbey Cheek
2019 - Sarah Rainwater
2019 - Jenny Schaper
2020 - Autumn Humes
2020 - Alex Martens
2020 - Larissa Spellman
2020 - Bailey Vick

"Omicrom Delta Kappa National Leadership Honor Society" Inductees

1999 - Michelle Bucci
1999 - Sarah Snider
2000 - Jennifer Howland
2001 - Morgan Marr
2005 - Amy Kendall
2005 - Ashley Fertic
2006 - Jenny Sibert
2007 - Ashley Dimkich
2008 - Samantha Allen
2008 - Megan Jolly
2010 - Meagan Aull
2010 - Molly Johnson
2010 - Natalie Smith

SEC Academic Honor Roll 1997

Michelle Bucci
Lorie Horner
Lyndsey Houser
Susan Moore

1998

Michelle Bucci
Keary Camunas
Lorie Horner
Lyndsey Houser
Tiffany Kruse
Leslie Kwiatkowski
Susan Moore
Sarah Snider

1999

Michelle Bucci
Keary Camunas
Tiffany Kruse
Leslie Kwiatkowski
Sarah Snider

2000

Colleen Boddy
Michelle Bucci
Keary Camunas
Angie Dal Pozzo
Sandi Dengler
Beth Fogle
Jennifer Howland
Tiffany Kruse
Leslie Kwiatkowski
Tracie Potts
Sarah Snider

2001

Colleen Boddy
Michelle Bucci
Angie Dal Pozzo
Sandi Dengler
Beth Fogle
Jennifer Howland
Tiffany Kruse
Leslie Kwiatkowski
Tracie Potts
Sarah Snider

2002

Lyndsey Angus
Angie Dal Pozzo
Sandi Dengler
Beth Fogle
Jennifer Howland
Tiffany Kruse
Leslie Kwiatkowski
Morgan Marr
Bethany Wiegand

2003

Lyndsey Angus
Angela Dal Pozzo
Sandi Dengler
Beth Fogle
Rachel Friberg
Jennifer Howland
Nikki Jones
Morgan Marr

2004

Meghan Cooper
Rachel Friberg
Amy Kendall
Lori Melchi

2005

Katie Campbell
Meghan Cooper
Ashley Fertic
Gina Florence

Megan Glenn
Amber Janneck
Amy Kendall
Emily Marks
Brooke Marnitz
Lori Melchi
Jessica Nance
Gretchen Prugh
Jenny Sibert

2006

Samantha Allen
Meghan Cooper
Ashley Dimkich
Ashley Fertic
Gina Florence
Megan Glenn
Amy Kendall
Brooke Marnitz
Lori Melchi
Jenny Sibert

2007

Samantha Allen
Becky Bishop
Lindsay Brogdon
Ashley Dimkich
Elizabeth Fadde
Ashley Fertic
Gina Florence
Brooke Marnitz
Katie Campbell
Jenny Sibert
Natalie Smith
Jennifer Young

2008

Samantha Allen
Meagan Aull
Lindsay Brogdon
Ashley Dimkich
Molly Johnson
Megan Jolly
Katei McCarty
Annie Rowlands
Natalie Smith
Megan Yocke

2009

Jessica Adkins
Macy Allen
Chanda Bell
Ashleigh Gustafson
Molly Johnson
Destinee Mordecai
Kristen O'Haver
Rachel Riley
Annie Rowlands
Natalie Smith

2010

Jessica Adkins
Macy Allen
Meagan Aull
Chanda Bell
Samantha DeMartine
Kara Dill
Ashleigh Gustafson
Molly Johnson
Destinee Mordecai
Alice O'Brien
Rachel Riley
Annie Rowlands

Erika Silence
Natalie Smith
Megan Yocke
Jennifer Young

2011

Macy Allen
Meagan Aull
Ginny Carroll
Brittany Cervantes
Samantha DeMartine
Kara Dill
Emily Gaines
Ashleigh Gustafson
Emily Jolly
Aubrey Lamar
Alice O'Brien
Rachel Riley
Annie Rowlands
Erika Silence
Krystal Smith
Megan Yocke
Ellen Weaver

2012

Macy Allen
Chanda Bell
Ginny Carroll
Brittany Cervantes
Lauren Cumbess
Kara Dill
Emily Gaines
Ashleigh Gustafson
Emily Jolly
Aubrey Lamar
Alice O'Brien
Rachel Riley
Erika Silence
Krystal Smith
Ellen Weaver
Lindsay Griggs
Kara Howard
Griffin Joiner

2013

Ginny Carroll
Lauren Cumbess
Kara Dill
Sarah Frazer
Emily Gaines
Griffin Joiner
Emily Jolly
Krystal Smith
Ellen Weaver
Katie Henderson
Kelsey Nunley
Darlington Richardson
Nikki Sagermann
Sylver Samuel
Ansley Smith
Maisie Steed
Christian Stokes

2014

Ginny Carroll
Lauren Cumbess
Sarah Frazer
Emily Gaines
Kara Howard
Griffin Joiner
Emily Jolly
Kelsey Nunley
Darlington Richardson

Nikki Sagermann
Sylver Samuel
Ansley Smith
Krystal Smith
Maisie Steed
Christian Stokes
Meagan Prince
Breanne Ray
Shannon Smith

2015

Haley Andrus
Brooklin Hinz
Kara Howard
Griffin Joiner
Stephanie Martino
Kelsey Nunley
Meagan Prince
Buzz Ray
Erin Rethlake
Darlington Richardson
Nikki Sagermann
Sylver Samuel
Ansley Smith
Shannon Smith
Maisie Steed
Christian Stokes

2016

Brooklin Hinz
Stephanie Martino
Kelsey Nunley
Meagan Prince
Breanne Ray
Erin Rethlake
Nikki Sagermann
Sylver Samuel
Ansley Smith
Shannon Smith
Maisie Steed
Christian Stokes

2017

Abbey Cheek
Kelsee Henson
Brooklin Hinz
Hannah Huffman
Madison Kearschner
Meagan Prince
Sarah Rainwater
Breanne Ray
Katie Reed
Erin Rethlake
Jenny Schaper
Shannon Smith

2018

Abbey Cheek
Kelsee Henson
Brooklin Hinz
Hannah Huffman
Alex Martens
Kierston Moore
Sarah Rainwater
Katie Reed
Erin Rethlake
Ashley Ruiz
Jenny Schaper
Larissa Spellman
Bailey Vick

2019

Grace Baalman



ALL-TIME HONORS

Abbey Cheek
Kelsee Henson
Autumn Humes
Lauren Johnson
Alex Martens
Mallory Peyton
Sarah Rainwater
Katie Reed
Jenny Schaper
Larissa Spellman
Bailey Vick

2020

Renee Abernathy
Grace Baalman
Jaci Babbs
Emma Boitnott
Autumn Humes
Lauren Johnson
Kayla Kowalik
Alex Martens
Mallory Peyton
Meghan Schorman
Tatum Spangler
Larissa Spellman
Bailey Vick

GTE Academic All-America

Second Team

2000 - Leslie Kwiatkowski
2001 - Angie Dal Pozzo
2002 - Beth Fogle
2003 - Lyndsey Angus

GTE Academic All-America All-District IV

First Team

1999 - Leslie Kwiatkowski
2001 - Leslie Kwiatkowski
2001 - Angie Dal Pozzo
2002 - Angie Dal Pozzo
2002 - Beth Fogle
2003 - Lyndsey Angus

Second Team

2000 - Angie Dal Pozzo
2000 - Beth Fogle
2004 - Meghan Cooper

SEC Scholar-Athlete of Year

2011 - Meagan Aull
2018 - Katie Reed
2019 - Katie Reed
2020 - Bailey Vick

ESPN The Magazine Academic All-America All-District IV

First Team

2006 - Meghan Cooper
2007 - Brooke Marnitz

Second Team

2006 - Ashley Fertic
2006 - Brooke Marnitz
2007 - Ashley Fertic
2008 - Ashley Dimkich

CoSIDA Academic All-America

2011 - Meagan Aull
2017 - Breanne Ray
2018 - Bailey Vick, Katie Reed
2019 - Katie Reed, Jenny Schaper

CoSIDA Academic All-District

2013 - Kara Dill
2014 - Griffin Joiner
2014 - Lauren Cumbess
2014 - Emily Gaines
2015 - Griffin Joiner, Breanne Ray
2016 - Breanne Ray
2017 - Breanne Ray, Katie Reed
2018 - Katie Reed, Bailey Vick
2019 - Katie Reed, Jenny Schaper, Abbey Cheek

NFCA All-America

First Team

2016 - Kelsey Nunley
2019 - Abbey Cheek (unanimous)

Second Team

2009 - Molly Johnson

Third Team

2017 - Katie Reed

NFCA National Player of the Year

2019 - Abbey Cheek

NFCA All-Region Team

2000 - Leslie Kwiatkowski
2002 - Nikki Jones
2003 - Nikki Jones
2007 - Brooke Marnitz
2009 - Molly Johnson
2009 - Megan Yocke
2010 - Molly Johnson
2010 - Megan Yocke
2011 - Meagan Aull (2nd)
2011 - Brittany Cervantes (2nd)
2011 - Kara Dill (2nd)
2011 - Rachel Riley (1st)
2011 - Megan Yocke (1st)
2013 - Lauren Cumbess (2nd)
2014 - Griffin Joiner (3rd)
2014 - Kelsey Nunley (3rd)
2014 - Nikki Sagermann (3rd)
2014 - Lauren Cumbess (3rd)
2015 - Kelsey Nunley (3rd)
2015 - Griffin Joiner (3rd)
2016 - Kelsey Nunley (2nd)
2016 - Meagan Prince (3rd)
2016 - Abbey Cheek (3rd)
2017 - Katie Reed (2nd)
2018 - Bailey Vick (3rd)
2019 - Abbey Cheek (1st)
2019 - Alex Martens (2nd)
2019 - Jenny Schaper (2nd)
2019 - Katie Reed (3rd)

All-SEC Honors

First Team

2000 - Leslie Kwiatkowski
2001 - Lyndsey Angus
2002 - Lyndsey Angus
2002 - Nikki Jones
2009 - Molly Johnson
2010 - Molly Johnson
2011 - Megan Yocke
2012 - Brittany Cervantes
2016 - Kelsey Nunley
2017 - Katie Reed
2019 - Abbey Cheek
2019 - Jenny Schaper

Second Team

2000 - Tiffany Kruse

2001 - Nikki Jones
2002 - Beth Fogle
2003 - Lyndsey Angus
2003 - Nikki Jones
2007 - Brook Marnitz
2008 - Molly Johnson
2009 - Megan Yocke
2010 - Megan Yocke
2011 - Meagan Aull
2011 - Kara Dill
2012 - Kara Dill
2013 - Griffin Joiner
2014 - Kelsey Nunley
2014 - Nikki Sagermann
2018 - Katie Reed
2019 - Katie Reed

Defensive Team

2010 - Molly Johnson
2010 - Megan Yocke
2012 - Brittany Cervantes
2013 - Griffin Joiner
2014 - Griffin Joiner
2015 - Griffin Joiner
2016 - Maisie Steed
2016 - Christian Stokes
2017 - Bailey Vick
2018 - Katie Reed
2019 - Katie Reed
2019 - Abbey Cheek
2019 - Jenny Schaper

Freshman Team

2004 - Amber Janneck
2006 - Megan Miller
2007 - Natalie Smith
2007 - Molly Johnson
2008 - Meagan Aull
2008 - Megan Yocke
2009 - Chanda Bell
2009 - Brittany Cervantes
2011 - Emily Jolly
2012 - Griffin Joiner
2013 - Kelsey Nunley
2016 - Abbey Cheek
2017 - Alex Martens
2017 - Bailey Vick
2018 - Grace Baalman
2019 - Kayla Kowalik

SEC Coach of the Year

2000 - Beth Pruitt
2016 - Rachel Lawson

SEC Player of the Year

2019 - Abbey Cheek

SEC Pitcher of the Year

2016 - Kelsey Nunley

National Players of the Week

Louisville Slugger/NFCA
2012 - Chanda Bell
2014 - Griffin Joiner

USA Softball

2009 - Molly Johnson
2011 - Megan Yocke

SEC Players of the Week

SEC Pitcher of the Week
2000 - Keary Camunas
2012 - Chanda Bell (twice)

2012 - Lauren Cumbess
2013 - Kelsey Nunley
2015 - Kelsey Nunley (twice)
2016 - Kelsey Nunley (twice)
2016 - Meagan Prince
2019 - Autumn Humes (twice)

SEC Player of the Week

2000 - Lyndsey Angus
2000 - Leslie Kwiatkowski
2001 - Lyndsey Angus
2001 - Beth Fogle
2003 - Crystalie Wolfe
2007 - Brook Marnitz
2009 - Molly Johnson
2010 - Brittany Cervantes
2011 - Brittany Cervantes
2011 - Megan Yocke
2011 - Meagan Aull
2012 - Brittany Cervantes
2014 - Griffin Joiner
2018 - Abbey Cheek
2019 - Abbey Cheek
2020 - Bailey Vick

SEC Freshman of the Week

2006 - Jessica Trueblood
2007 - Molly Johnson (twice)
2007 - Natalie Smith
2009 - Chanda Bell (twice)
2009 - Rachel Riley
2012 - Griffin Joiner
2013 - Kelsey Nunley
2013 - Christian Stokes
2014 - Shannon Smith
2016 - Katie Reed
2016 - Abbey Cheek
2017 - Bailey Vick (twice)
2018 - Grace Baalman
2018 - Mallory Peyton
2019 - Kayla Kowalik
2020 - Miranda Stoddard

SEC All-Tournament Team

2014 - Kelsey Nunley
2014 - Nikki Sagermann
2014 - Christian Stokes
2019 - Abbey Cheek
2019 - Autumn Humes

WCWS All-Tournament Team

2014 - Kelsey Nunley



CAREER RECORDS

Games Played

1. Leslie Kwiatkowski	254	(1998-2001)
2. Tiffany Kruse	252	(1998-2001)
3. Griffin Joiner	249	(2012-2015)
Christian Stokes	249	(2013-2016)
5. Sylver Samuel	244	(2013-2016)
6. Nikki Sagermann	242	(2013-2016)
7. Andy Eilertson	239	(1999-2002)
8. Lauren Cumbess	236	(2011-2014)
Maisie Steed	236	(2013-2016)
10. Emily Jolly	235	(2011-2014)

HITTING

Hits

1. Leslie Kwiatkowski	285	(1998-2001)
2. Nikki Jones	268	(2000-2003)
3. Molly Johnson	264	(2007-2010)
4. Katie Reed	256	(2016-2019)
5. Lyndsey Angus	239	(2000-2003)
6. Abbey Cheek	228	(2016-2019)
7. Tiffany Kruse	224	(1998-2001)
Natalie Smith	224	(2007-2010)
9. Griffin Joiner	212	(2012-2015)
10. Meagan Aull	211	(2008-2011)

Runs Batted In

1. Abbey Cheek	202	(2016-2019)
2. Alex Martens	181	(2017-2020)
3. Brittany Cervantes	161	(2009-2012)
4. Griffin Joiner	143	(2012-2015)
5. Leslie Kwiatkowski	137	(1998-2001)
6. Molly Johnson	135	(2007-2010)
7. Jenny Schaper	122	(2016-2019)
8. Nikki Sagermann	121	(2013-2016)
9. Katie Reed	118	(2016-2019)
Lauren Cumbess	118	(2011-2014)
Tiffany Kruse	118	(1998-2001)

Batting Average (min. 200 at bats)

1. Molly Johnson	.389	(2007-2010)
2. Nikki Jones	.365	(2000-2003)
3. Lyndsey Angus	.360	(2000-2003)
4. Leslie Kwiatkowski	.351	(1998-2001)
5. Katie Reed	.345	(2016-2019)
Abbey Cheek	.345	(2016-2019)
7. Alex Martens	.323	(2017-2020)
8. Kara Dill	.330	(2010-2013)
9. Natalie Smith	.329	(2007-2010)
10. Abbey Cheek	.324	(2016-Pres.)

Doubles

1. Molly Johnson	56	(2007-2010)
2. Leslie Kwiatkowski	47	(1998-2001)
3. Lyndsey Angus	44	(2000-2003)
4. Brittany Cervantes	42	(2009-2012)
Tiffany Kruse	42	(1998-2001)
Griffin Joiner	42	(2012-2015)
7. Katie Reed	41	(2016-2019)
Alex Martens	41	(2017-2020)
9. Angie Del Pozzo	38	(1999-2002)
10. Lauren Cumbess	37	(2011-2014)

Triples

1. Leslie Kwiatkowski	20	(1998-2001)
2. Tiffany Kruse	18	(1998-2001)

3. Kayla Kowalik	13	(2019-Pres.)
4. Nikki Jones	12	(2000-2003)
5. Meghan Cooper	10	(2002-2006)
Angie Del Pozzo	10	(1999-2002)
Molly Johnson	10	(2007-2010)
Megan Yocke	10	(2008-2011)
9. Kara Dill	9	(2010-2013)
Jessica Nance	9	(2002-2005)
Natalie Smith	9	(2007-2010)

Walks

1. Griffin Joiner	131	(2012-2015)
2. Megan Yocke	122	(2008-2011)
Nikki Sagermann	122	(2013-2016)
4. Brittany Cervantes	118	(2009-2012)
5. Abbey Cheek	116	(2016-2019)
6. Lyndsey Angus	98	(2000-2003)
7. Destinee Mordecai	89	(2007-2010)
8. Maisie Steed	84	(2013-2016)
9. Brooke Marnitz	77	(2004-2007)
10. Alex Martens	75	(2017-2020)

At-Bats

1. Leslie Kwiatkowski	811	(1998-2001)
2. Tiffany Kruse	764	(1998-2001)
3. Katie Reed	741	(2016-2019)
4. Nikki Jones	734	(2000-2003)
5. Griffin Joiner	700	(2012-2015)
6. Meagan Aull	691	(2008-2011)
7. Natalie Smith	681	(2007-2010)
8. Molly Johnson	678	(2007-2010)
9. Christian Stokes	676	(2013-2016)
10. Angie Del Pozzo	664	(1999-2002)
Andy Eilertson	664	(1999-2002)

Runs Scored

1. Abbey Cheek	173	(2016-2019)
2. Molly Johnson	161	(2007-2010)
3. Katie Reed	148	(2016-2019)
4. Leslie Kwiatkowski	145	(1998-2001)
5. Brittany Cervantes	139	(2009-2012)
6. Nikki Jones	138	(2000-2003)
7. Lyndsey Angus	136	(2000-2003)
Megan Yocke	136	(2008-2011)
9. Christian Stokes	125	(2013-2016)
10. Kara Dill	119	(2010-2013)
Sylver Samuel	119	(2013-2016)

Home Runs

1. Abbey Cheek	61	(2016-2019)
2. Brittany Cervantes	48	(2009-2012)
3. Griffin Joiner	35	(2012-2015)
Molly Johnson	35	(2007-2010)
5. Nikki Sagermann	34	(2013-2016)
Alex Martens	34	(2017-2020)
7. Brooke Marnitz	31	(2004-2007)
8. Katie Campbell	30	(2004-2007)
9. Jenny Schaper	28	(2016-2019)
10. Christian Stokes	27	(2013-2016)

Slugging Pct. (min. 200 at bats)

1. Abbey Cheek	.678	(2016-2019)
2. Molly Johnson	.656	(2007-2010)
3. Alex Martens	.583	(2017-2020)
4. Brittany Cervantes	.577	(2009-2012)

5. Brooke Marnitz	.575	(2004-2007)
6. Nikki Sagermann	.523	(2013-Pres.)
7. Griffin Joiner	.519	(2012-2015)
8. Leslie Kwiatkowski	.518	(1998-2001)
Megan Yocke	.518	(2008-2011)
10. Lyndsey Angus	.510	(2000-2003)

Total Bases

1. Abbey Cheek	454	(2016-2019)
2. Molly Johnson	445	(2007-2010)
3. Leslie Kwiatkowski	420	(1998-2001)
4. Brittany Cervantes	370	(2009-2012)
5. Katie Reed	367	(2016-2019)
6. Griffin Joiner	363	(2012-2015)
7. Alex Martens	341	(2017-2020)
8. Lyndsey Angus	338	(2000-2003)
9. Tiffany Kruse	323	(1998-2001)
10. Megan Yocke	322	(2008-2011)

Stolen Bases

1. Sylver Samuel	84	(2013-2016)
2. Leslie Kwiatkowski	82	(1998-2001)
3. Meagan Aull	71	(2008-2011)
4. Beth Fogel	70	(1999-2002)
5. Molly Johnson	66	(2007-2010)
6. Jessica Nance	64	(2002-2005)
7. Kara Dill	57	(2010-2013)
Katie Reed	57	(2016-2019)
9. Bailey Vick	45	(2017-2020)
10. Erin Rethlake	38	(2015-2018)

FIELDING

Fielding Pct. (min. 100 chances)

1. Jenny Schaper	.992	(2016-2019)
Griffin Joiner	.992	(2012-2015)
Megan Yocke	.992	(2008-2011)
4. Lauren Cumbess	.985	(2011-2014)
Jamie Dardis	.985	(2000-2002)
6. Maisie Steed	.984	(2013-2016)
7. Sam. DeMartine	.983	(2008-2011)
8. Lorie Horner	.982	(1997-2098)





CAREER RECORDS

Katie Campbell	.982	(2004-2007)
10. Alli Eckman	.981	(2005-2007)

Putouts

1. Griffen Joiner	1,557	(2012-2015)
2. Jenny Schaper	1,260	(2016-2019)
3. Megan Yocke	1,203	(2008-2011)
4. Megan Glenn	1,117	(2003-2006)
5. Maisie Steed	1,051	(2013-2016)
6. Sam. DeMartine	1,041	(2008-2011)
7. Andy Eilertson	1,038	(1999-2002)
8. Lauren Cumbess	931	(2011-2014)
9. Katie Campbell	664	(2004-2007)
10. Lyndsey Angus	662	(2000-2003)

Assists

1. Angie Del Pozzo	552	(1999-2002)
2. Katie Reed	532	(2016-2019)
3. Christian Stokes	517	(2013-2016)
4. Molly Johnson	510	(2007-2010)
5. Abbey Cheek	486	(2016-2019)
6. Rachel Friberg	475	(2001-2004)
7. Meghan Cooper	452	(2002-2006)
8. Nikki Sagermann	450	(2013-2016)
9. Nikki Jones	416	(2000-2003)
10. Brittany Cervantes	374	(2009-2012)

PITCHING

Appearances

1. Kelsey Nunley	171	(2013-2016)
2. Keary Camunas	158	(1997-2000)
3. Chanda Bell	143	(2009-2012)
4. Amy Kendall	133	(2003-2006)
5. Meagan Prince	122	(2013-2017)
6. Jennifer Howland	105	(1999-2002)
7. Rachel Riley	97	(2009-2012)
8. Amber Matousek	90	(2007-2010)
9. Morgan Marr	80	(2000-2002)
10. Meghan Cooper	75	(2002-2006)

Innings Pitched

1. Kelsey Nunley	943.1	(2013-2016)
2. Keary Camunas	897.2	(1997-2000)
3. Chanda Bell	724.0	(2009-2012)
4. Amy Kendall	586.0	(2003-2006)
5. Meagan Prince	525.1	(2014-2017)
6. Rachel Riley	477.1	(2009-2012)
7. Jennifer Howland	476.2	(1999-2002)
8. Amber Matousek	442.0	(2007-2010)
9. Morgan Marr	371.0	(2000-2002)
10. Meghan Cooper	340.2	(2002-2006)

Games Started

1. Keary Camunas	137	(1997-2000)
2. Kelsey Nunley	117	(2013-2016)
3. Chanda Bell	105	(2009-2012)
4. Amy Kendall	84	(2003-2006)
5. Amber Matousek	77	(2007-2010)
6. Jennifer Howland	74	(1999-2002)
7. Meagan Prince	73	(2014-2017)
8. Morgan Marr	61	(2000-2002)
9. Lauren Cumbess	57	(2011-2014)
Rachel Riley	57	(2009-2012)

ERA (min. 100 IP)

1. Kelsey Nunley	1.96	(2013-2016)
2. Meagan Prince	2.37	(2014-2017)
3. Keary Camunas	2.49	(1997-2000)
4. Chanda Bell	2.55	(2009-2012)
5. Rachel Riley	2.68	(2009-2012)
6. Shannon Smith	2.75	(2014-2016)
7. Grace Baalman	2.80	(2018-Pres.)
8. Lauren Cumbess	2.83	(2011-2014)
9. Jessica Trueblood	2.99	(2006)
10. Gretchen Prugh	3.03	(2004)

Opponent Batting Avg. (min. 250 batters faced)

1. Chanda Bell	.200	(2009-2012)
2. Shannon Smith	.202	(2014-2017)

3. Kelsey Nunley	.211	(2013-2016)
4. Lauren Cumbess	.215	(2011-2014)
5. Meagan Prince	.231	(2014-2017)
6. Gretchen Prugh	.238	(2004)
7. Keary Camunas	.247	(1997-2000)
Grace Baalman	.247	(2018-Pres.)
9. Rachel Riley	.255	(2009-2012)

Strikeouts

1. Chanda Bell	910	(2009-2012)
2. Kelsey Nunley	809	(2013-2016)
3. Keary Camunas	550	(1997-2000)
4. Meagan Prince	446	(2014-2017)
5. Amy Kendall	302	(2003-2006)
6. Rachel Riley	259	(2009-2012)
7. Lauren Cumbess	257	(2011-2014)
8. Amber Matousek	252	(2007-2010)
9. Grace Baalman	231	(2018-Pres.)
10. Shannon Smith	207	(2014-2017)
11. Autumn Humes	177	(2018-Pres.)

Wins


1. Kelsey Nunley	92	(2013-2016)
2. Chanda Bell	68	(2009-2012)
3. Meagan Prince	63	(2014-2017)
4. Keary Camunas	54	(1997-2000)
5. Rachel Riley	40	(2009-2012)
6. Amy Kendall	31	(2003-2006)
7. Lauren Cumbess	29	(2011-2014)
Morgan Marr	29	(2000-2002)
9. Amber Matousek	28	(2007-2010)
10. Jennifer Howland	27	(1999-2002)
Grace Baalman	27	(2018-Pres.)

Saves

1. Kelsey Nunley	9	(2013-2016)
Meagan Prince	9	(2014-2017)
3. Chanda Bell	6	(2009-2012)
4. Keary Camunas	5	(1997-2000)



Chanda Bell



Lauren Cumbess



Rachel Riley

SINGLE SEASON RECORDS

Games Played

1. Joiner/Stokes/Sagermann/Samuel	69	(2014)
2. Lauren Cumbess	67	(2014)
Tiffany Kruse	67	(1999)
Leslie Kwiatkowski	67	(1999)
3. Jennifer Howland	66	(1999)
4. Andy Eilertson	65	(2000)
Nikki Jones	65	(2000)
Tiffany Kruse	65	(2000)
5. Leslie Kwiatkowski	64	(2000)

Leslie Kwiatkowski	201	(2000)
Lauren Cumbess	201	(2013)
10. Tiffany Kruse	199	(2000)

Leslie Kwiatkowski	6	(1998)
5. Kara Dill	5	(2012)
Nikki Jones	5	(2003)
Tiffany Kruse	5	(1999)
Megan Yocke	5	(2009)
Kayla Kowalik	5	(2019)

Hits

1. Molly Johnson	81	(2009)
2. Leslie Kwiatkowski	80	(2000)
3. Leslie Kwiatkowski	77	(1999)
4. Tiffany Kruse	72	(1999)
5. Katie Reed	71	(2017)
Kara Dill	71	(2012)
Nikki Jones	71	(2003)
Leslie Kwiatkowski	71	(1998)
8. Molly Johnson	69	(2010)
Katie Reed	69	(2019)

Home Runs

1. Brooke Marnitz	21	(2007)
2. Abbey Cheek	20	(2019)
3. Abbey Cheek	18	(2018)
4. Brittany Cervantes	15	(2011)
5. Nikki Sagermann	13	(2014)
Brittany Cervantes	13	(2012)
Molly Johnson	13	(2010)
Lauren Cumbess	13	(2013)
Alex Martens	13	(2019)
Mallory Peyton	13	(2019)
6. Abbey Cheek	12	(2017)
Katie Campbell	12	(2007)
Amber Janneck	12	(2004)
Jenny Schaper	12	(2019)
7. Alex Martens	11	(2020)**
Griffin Joiner	11	(2015)
Megan Yocke	11	(2011)
10. Griffin Joiner	10	(2013, 2014)
Lauren Cumbess	10	(2014)
Meagan Aull	10	(2011)
Brittany Cervantes	10	(2010)
Brittany Cervantes	10	(2009)
Samantha DeMartine	10	(2011)
Abbey Cheek	10	(2016)

HITTING

Batting Average

1. Bailey Vick	.571	(2020)**
2. Alex Martens	.507	(2020)**
3. Nikki Jones	.442	(2002)
4. Molly Johnson	.433	(2009)
5. Abbey Cheek	.428	(2019)
6. Rylea Smith	.420	(2020)**
7. Molly Johnson	.401	(2008)
8. Brooke Marnitz	.399	(2007)
9. Leslie Kwiatkowski	.398	(2000)
10. Nikki Jones	.388	(2003)
11. Lyndsey Angus	.384	(2003)
12. Mallory Peyton	.379	(2020)**
13. Kara Dill	.377	(2011)
14. Molly Johnson	.375	(2010)

Doubles

1. Molly Johnson	20	(2008)
2. Tiffany Kruse	16	(2000)
Leslie Kwiatkowski	16	(2001)
Katie Reed	16	(2019)
4. Brittany Cervantes	15	(2012)
5. Griffin Joiner	14	(2013)
Molly Johnson	14	(2009)
Lauren Johnson	14	(2019)
8. Christian Stokes	13	(2014)
Lyndsey Angus	13	(2002)
Alex Martens	13	(2017)
Jenny Schaper	13	(2019)
Abbey Cheek	13	(2019)

Triples

1. Kayla Kowalik	8	(2020)**
2. Tiffany Kruse	7	(2000)
3. Angie Del Pozzo	6	(2001)
Leslie Kwiatkowski	6	(2000)

At-Bats

1. Nikki Jones	212	(2000)
2. Tiffany Kruse	208	(1999)
3. Leslie Kwiatkowski	207	(1999)
4. Leslie Kwiatkowski	206	(1998)
5. Lauren Cumbess	203	(2014)
6. Kara Dill	202	(2012)
7. Jennifer Howland	201	(1999)

Runs Batted In

1. Alex Martens	66	(2019)
2. Brooke Marnitz	61	(2007)
3. Abbey Cheek	56	(2018)
4. Abbey Cheek	53	(2019)
5. Brittany Cervantes	52	(2011)
Abbey Cheek	52	(2016)
7. Leslie Kwiatkowski	50	(2000)
8. Nikki Sagermann	49	(2014)
9. Alex Martens	47	(2020)**
10. Katie Reed	43	(2019)
Griffin Joiner	43	(2015)
Leslie Kwiatkowski	43	(1999)
Lauren Cumbess	43	(2013)

Runs Scored

1. Brittany Cervantes	55	(2011)
2. Abbey Cheek	54	(2019)
3. Molly Johnson	53	(2009)
4. Kayla Kowalik	49	(2019)
5. Molly Johnson	48	(2010)
6. Megan Yocke	47	(2011)
7. Katie Reed	45	(2018)
8. Kara Dill	44	(2011)
9. Leslie Kwiatkowski	43	(2000)
Katie Reed	43	(2019)
10. Brooke Marnitz	42	(2007)
Abbey Cheek	42	(2016)



Abbey Cheek



SINGLE SEASON RECORDS

Total Bases

1. Abbey Cheek	138	(2019)
2. Brooke Marnitz	137	(2007)
3. Molly Johnson	130	(2009)
4. Molly Johnson	125	(2010)
5. Leslie Kwiatkowski	117	(1999)
6. Lauren Cumbess	116	2013)
7. Leslie Kwiatkowski	115	(2000)
Abbey Cheek	115	(2018)
8. Meagan Aull	112	(2011)
9. Angie Dal Pozzo	110	(2001)
10. Jenny Schaper	108	(2019)
Lauren Cumbess	108	(2014)
Brittany Cervantes	108	(2012)

On-Base Pct.

1. Bailey Vick	.630	(2020)**
2. Abbey Cheek	.602	(2019)
3. Alex Martens	.589	(2020)**
4. Mallory Peyton	.517	(2020)**
5. Molly Johnson	.498	(2009)
6. Brittany Cervantes	.490	(2011)
7. Megan Yocke	.483	(2011)
8. Lyndsey Angus	.478	(2003)
9. Molly Johnson	.472	(2008)
10. Nikki Jones	.466	(2002)
11. Brooke Marnitz	.454	(2007)
12. Griffin Joiner	.451	(2014)
13. Molly Johnson	.450	(2010)

Slugging Pct.

1. Alex Martens	.987	(2020)**
2. Mallory Peyton	.970	(2020)**
3. Abbey Cheek	.908	(2019)
4. Brooke Marnitz	.895	(2007)
5. Abbey Cheek	.701	(2018)
6. Molly Johnson	.695	(2009)
7. Molly Johnson	.679	(2010)
8. Brittany Cervantes	.677	(2011)
9. Molly Johnson	.669	(2008)
10. Katie Campbell	.640	(2007)
11. Becky Bishop	.632	(2007)
12. Brittany Cervantes	.615	(2012)

Sacrifice Hits

1. Beth Fogle	13	(2001)
Megan Yocke	13	(2009)
3. Lorie Melchi	12	(2003)
Megan Yocke	12	(2010)
Katie Reed	12	(2018)
5. Sarah Rainwater	11	(2017)
Sylver Samuel	11	(2013, 2014)
Michelle Bucci	11	(1997)
Beth Fogle	11	(2000)
Jennifer Howland	11	(1999)
Stephanie Thompson	11	(1998)
Megan Yocke	11	(2008)

Sacrifice Flies

1. Alice O'Brien	5	2013)
------------------	---	-------

2. Nikki Sagermann	4	(2014)
Lyndsey Angus	4	(2000)
Rachel Friberg	4	(2002)
Brooke Marnitz	4	(2004)
7. Breanne Ray	3	(2017)
Lauren Cumbess	3	(2014)
Meagan Aull	3	(2011)
Meagan Aull	3	(2009)
Meghan Cooper	3	(2004)
Angie Dal Pozzo	3	(2002)
Andy Eilertson	3	(2000)
Lorie Horner	3	(1997)
Brooke Marnitz	3	(2007)
Abbey Cheek	3	(2016)
Katie Reed	3	(2016)
Abbey Cheek	3	(2018)

Stolen Bases

1. Beth Fogle	34	(1999)
2. Leslie Kwiatkowski	28	(2000)
3. Meagan Aull	26	(2009)
4. Molly Johnson	24	(2009)
5. Sylver Samuel	23	(2016)
6. Leslie Kwiatkowski	22	(1999)
7. Sylver Samuel	21	(2013)
Kara Dill	21	(2012)
Jessica Nance	21	(2004)
10. Sylver Samuel	20	(2014, 2015)
Kara Dill	20	(2011)
Molly Johnson	20	(2010)

Walks

1. Abbey Cheek	64	(2019)
2. Brittany Cervantes	48	(2011)
3. Griffin Joiner	47	(2014)
Megan Yocke	47	(2011)
5. Griffin Joiner	36	(2015)
6. Nikki Sagermann	35	(2016)
7. Maisie Steed	34	2013)
8. Brittany Cervantes	33	(2012)
9. Griffin Joiner	32	(2015)
10. Brooke Marnitz	31	(2006)

Hit by Pitch

1. Meghan Cooper	16	(2006)
2. Ansley Smith	15	(2014)
3. Emily Gaines	13	(2014)
Mallory Peyton	13	(2019)
5. Griffin Joiner	12	(2012)
6. Molly Johnson	10	(2008)
Molly Johnson	10	(2009)
Molly Johnson	10	(2010)
Mallory Peyton	10	(2020)**
9. Ansley Smith	9	(2015)
Meagan Aull	9	(2009)
Samantha DeMartine	9	(2011)
Amber Janneck	9	(2005)
Leslie Kwiatkowski	9	(2001)

FIELDING

Putouts

1. Griffin Joiner	442	(2014)
2. Jenny Schaper	399	(2016)
3. Griffin Joiner	390	(2012)
4. Jamie Dardis	382	(2000)
Griffin Joiner	382	(2015)
6. Megan Yocke	369	(2010)
7. Megan Glenn	366	(2006)
8. Samantha DeMartine	363	(2009)

Assists

1. Christian Stokes	167	(2014)
Angie Dal Pozzo	167	(2001)
3. Katie Reed	158	(2018)
4. Abbey Cheek	155	(2018)
5. Abbey Cheek	152	(2017)
6. Lindsay Houser	148	(1998)
7. Angie Dal Pozzo	143	(1999)
Molly Johnson	143	(2009)
9. Nikki Sagermann	141	(2014)
Katie Reed	141	(2017)

Fielding Pct.

1. Griffin Joiner	1.000	(2015)
Emily Jolly	1.000	(2014)
Maisie Steed	1.000	(2014)
Meagan Aull	1.000	(2009)
Michelle Bucci	1.000	(1999)
Beth Fogle	1.000	(2002)
Jennifer Howland	1.000	(2001)
7. Griffin Joiner	.998	(2014)
8. Megan Yocke	.997	(2011)
Megan Yocke	.997	(2009)
Jenny Schaper	.997	(2017)

PITCHING

ERA (min. 10 appearances)

1. Kelsey Nunley	1.27	(2016)
2. Keary Camunas	1.68	(2000)
3. Meagan Prince	1.85	(2016)
4. Kelsey Nunley	1.88	(2014)
5. Erin Rethlake	1.95	(2017)
6. Lauren Cumbess	1.99	(2011)
7. Meagan Prince	1.82	(2017)
8. Lauren Cumbess	2.07	(2014)
9. Kelsey Nunley	2.14	(2013)
10. Chanda Bell	2.24	(2011)

Win-loss pct. (min. 10 appearances)

1. Shannon Smith	1.000 (3-0)	(2016)
2. Ellen Weaver	.857 (6-1)	(2011)
3. Kelsey Nunley	.777 (21-6)	(2016)
Meagan Prince	.777 (21-6)	(2016)
5. Lauren Cumbess	.750 (6-2)	(2011)
6. Lauren Cumbess	.731 (30-11)	(2014)
7. Kelsey Nunley	.731 (30-11)	(2014)
8. Rachel Riley	.722 (13-5)	(2011)
9. Kelsey Nunley	.711 (27-11)	(2013)
10. Meagan Prince	.700 (21-9)	(2017)

Wins

1. Kelsey Nunley	30	(2014)
2. Kelsey Nunley	27	(2013)
3. Meagan Prince	21	(2017)

SINGLE SEASON RECORDS

Kelsey Nunley	21	(2016)
Meagan Prince	21	(2016)
Chanda Bell	19	(2009)
Keary Camunas	19	(2000)
8. Chanda Bell	18	(2010)
9. Morgan Marr	17	(2001)
10. Chanda Bell	16	(2012)

Saves

1. Meagan Prince	5	(2017)
Kelsey Nunley	5	(2015)
3. Chanda Bell	4	(2012)
Keary Camunas	4	(1999)
Jessica Trueblood	4	(2006)
5. Kelsey Nunley	2	(2013)
Meghan Cooper	2	(2002)
Jennifer Young	2	(2007)
Meagan Prince	2	(2016)
Autumn Humes	2	(2019)

Innings Pitched

1. Kelsey Nunley	282.1	(2014)
2. Kelsey Nunley	268.2	(2013)
3. Keary Camunas	251.1	(1998)
4. Amy Kendall	229.0	(2003)
5. Keary Camunas	226.2	(1999)
6. Keary Camunas	225.2	(2000)
7. Chanda Bell	219.1	(2010)
8. Kelsey Nunley	211.0	(2015)
9. Morgan Marr	195.2	(2001)
10. Keary Camunas	194.0	(1997)

Appearances

1. Samantha Allen	49	(2005)
2. Kelsey Nunley	47	2013)
3. Kelsey Nunley	45	(2014)
4. Keary Camunas	43	(1999)
5. Kelsey Nunley	42	(2015)
6. Keary Camunas	41	(2000)
Meagan Prince	41	(2017)
8. Keary Camunas	40	(1998)
Amy Kendall	40	(2003)
10. Chanda Bell	39	(2012)

Games Started

1. Keary Camunas	37	(1998)
2. Kelsey Nunley	36	(2014)
Keary Camunas	36	(2000)
4. Chanda Bell	34	(2010)
Keary Camunas	34	(1999)
6. Amy Kendall	32	(2003)
7. Morgan Marr	31	(2001)
8. Kelsey Nunley	30	(2015)
Keary Camunas	30	(1997)
10. Samantha Allen	29	(2005)
Amber Matousek	29	(2008)

Complete Games

1. Keary Camunas	33	(1998)
2. Kelsey Nunley	31	(2014)
3. Amy Kendall	29	(2003)
Keary Camunas	28	(2000)
5. Chanda Bell	26	(2010)

Keary Camunas	26	(1999)
Amber Matousek	26	(2008)
8. Jessica Trueblood	25	(2006)
Kelsey Nunley	25	(2013)
10. Keary Camunas	23	(1997)
Morgan Marr	23	(2001)

Shutouts

1. Keary Camunas	9	(2000)
2. Kelsey Nunley	7	(2014)
Kelsey Nunley	7	(2016)
Chanda Bell	7	(2011)
4. Keary Camunas	6	(1998)
5. Rachel Riley	5	(2010)
Meagan Prince	5	(2016)
6. Kelsey Nunley	4	(2015)
Chanda Bell	4	(2010)
Keary Camunas	4	(1999)
Jennifer Howland	4	(2000)
Rachel Riley	4	(2011)
Grace Baalman	4	(2019)

Strikeouts

1. Chanda Bell	288	(2010)
2. Kelsey Nunley	219	(2014)
3. Chanda Bell	216	(2009)
4. Chanda Bell	205	(2011)
5. Kelsey Nunley	203	(2016)
6. Chanda Bell	201	(2012)
7. Kelsey Nunley	194	(2015)
8. Kelsey Nunley	193	(2013)
9. Meagan Prince	175	(2017)
10. Keary Camunas	164	(1999)

Opponent Batting Avg. (min. 200 at-bats)

1. Chanda Bell	.175	(2011)
2. Kelsey Nunley	.178	(2016)
3. Lauren Cumbess	.193	(2012)
4. Erin Rethlake	.197	(2017)
5. Chanda Bell	.200	(2010)

** = 24-game season due to COVID-19



Keary Camunas



Jessica Trueblood



GAME RECORDS

HITTING

At-bats

6	Christian Stokes	vs. South Carolina	4/18/15
	Lauren Cumbess	at Ole Miss	4/13/14
	Kara Dill	at USC Upstate	2/24/13
	Nikki Jones	vs. Arkansas	4/27/03
	Jackie Haynes	vs. Middle Tennessee State	4/1/97
	Michelle Buccia	vs. Middle Tennessee State	4/1/97
	Jacki Haynes	vs. Mississippi State	4/11/97

Runs Scored

4	Rylea Smith	vs. Marshall	3/12/20
	Rylea Smith	vs. Detroit	2/29/20
	Bailey Vick	vs. Detroit	2/29/20
	Abbey Cheek	at Arkansas	3/30/19
	Griffin Joiner	vs. UNC	3/12/13
	Lyndsey Angus	vs. Belmont	2/23/02
	Angie Dal Pozzo	vs. Akron	3/9/01
	Beth Fogle	vs. Tennessee Tech	2/18/00
	Molly Johnson	vs. Ohio State	4/16/08
	Megan Yocke	vs. Indiana	4/1/08

Hits

5	Bailey Vick	vs. Georgia Tech	2/21/20
	Christian Stokes	vs. Long Beach State	2/19/15
	Beth Fogle	vs. Morehead State	3/5/02

RBI

6	Alex Martens	vs. Texas A&M	3/7/20
	Katie Reed	vs. Mississippi State	3/15/19
	Nikki Sagermann	at Alabama	5/5/13
	Griffin Joiner	vs. UNC	3/12/13
	Leslie Kwiatkowski	vs. Eastern Kentucky	3/1/00
	Brooke Marnitz	vs. Southern Miss.	2/10/07
	Rachel Riley	at Austin Peay	4/6/11

Doubles

3	Christian Stokes	vs. South Carolina	4/18/15
	Molly Johnson	vs. Indiana	4/1/08
	Emily Jolly	vs. DePaul	2/12/11

Triples

3	Meghan Cooper	vs. Kent State	2/17/06
---	---------------	----------------	---------

Home Runs

2 (42 times)	Last: Alex Martens	vs. Texas A&M	3/7/20
--------------	--------------------	---------------	--------

Total Bases

10	Griffin Joiner	vs. UNC	3/12/13
	Brooke Marnitz	vs. Indiana State	2/25/06
	Angie Dal Pozzo	vs. Akron	3/9/01

Walks

4 (4 times)	Last: Abbey Cheek	at Alabama	4/28/19
-------------	-------------------	------------	---------

Strikeouts

4 (8 times)	Last: Emily Gaines	vs. DePaul	5/18/14
-------------	--------------------	------------	---------

Sacrifice Hits

2 (45 times)	Last: Bailey Vick	vs. Liberty	2/7/20
--------------	-------------------	-------------	--------

Sacrifice Flies

2	Abbey Cheek	at Georgia	3/18/17
---	-------------	------------	---------

Stolen Bases

4	Bailey Vick	vs. Bradley	2/24/18
	Erin Rethlake	vs. Drexel	3/10/17
	Meagan Aull	vs. Kent State	3/24/09

Hit By Pitch

3	Ashley Dimkich	vs. Youngstown State	3/4/06
---	----------------	----------------------	--------

FIELDING

Putouts

21	Megan Yocke	vs. Tennessee Tech	4/16/11
----	-------------	--------------------	---------

Assists

9	Amber Janneck	vs. Eastern Kentucky	4/6/05
	Amber Janneck	vs. Western Kentucky	4/13/05
	Molly Johnson	vs. Florida	4/11/09
	Angie Dal Pozzo	vs. Louisville	4/18/01

Errors

4	Brooke Marnitz	vs. Alabama	3/21/04
	Nikki Jones	vs. Morehead State	3/5/02
	Angie Dal Pozzo	vs. Texas-San Antonio	2/10/01
	Meredith Seales	vs. UNC Greensboro	2/22/97

Passed Balls

4	Alli Eckman	vs. Ole Miss	3/12/05
---	-------------	--------------	---------

PITCHING

Innings Pitched

11.1	Autumn Humes	at Auburn	3/24/18
------	--------------	-----------	---------

Fewest Hits Allowed

0	18 Times	Last: Autumn Humes	vs. North Dakota State	2/17/18
---	----------	--------------------	------------------------	---------

Perfect Game

	Chanda Bell	at Austin Peay (Game 1)	4/6/11
	Rachel Riley	at Austin Peay (Game 2)	4/6/11

Runs Allowed

16	Lorie Horner	vs. Alabama	3/21/98
	Jennifer Young	vs. Indiana	4/1/08

Earned Runs Allowed

13	Amber Matousek	vs. Alabama	3/22/08
	Amber Matousek	vs. LSU	4/9/08

Walks Allowed

9	Jennifer Young	vs. Indiana	4/1/08
---	----------------	-------------	--------

Strikeouts

16	Chanda Bell	vs. Colorado State	2/25/11
16	Chanda Bell	vs. Tennessee Tech	4/16/11

Hits Allowed

18	Lorie Horner	vs. Alabama	3/21/98
18	Rachel Riley	at Georgia	4/10/11

Doubles Allowed

8	Jennifer Howland	vs. Akron	3/9/01
---	------------------	-----------	--------

Triples Allowed

2	Samantha Allen	vs. Cal-Poly	2/12/05
	Jennifer Howland	vs. Georgia	3/7/01
	Lorie Horner	vs. Missouri	2/15/97

Home Runs Allowed

6	Amber Matousek	vs. Alabama	3/22/08
8	Kelsey Nunley	vs. Miss. State	5/7/14





TEAM RECORDS

TEAM RECORDS-GAME

Hitting

At Bats: 43 at Ole Miss 4/13/14
 Runs Scored: 22 vs. Detroit..... 2/29/20
 Hits: 19 vs. Florida International 2/28/20
 Doubles: 6 twice, last at Miami (OH) 3/17/09
 Triples: 4 vs. Louisville 4/10/02
 Home Runs: 6 at Tennessee 4/27/18
 RBI: 18 2x, Last: vs. Detroit..... 2/29/20
 Total Bases: 36 vs. Florida International 2/28/20
 Walks: 13 vs. Indiana 3/2/08
 Strikeouts: 18 vs. WKU 4/23/15
 Stolen Bases: 8 Samford/Bradley .. 3/20/99 | 2/23/18

Fielding

Putouts: 33 5x, last vs. South Carolina 4/18/15
 Assists: 25 at South Carolina 5/2/09
 Errors: 7 vs. Texas-San Antonio..... 2/10/01
 Double Plays: 3 seven times, last vs. SIU 2/13/15

Pitching

Innings Pitched: 13.0 at Alabama 4/28/19
 Runs Allowed: 18 vs. Florida 3/17/01
 Earned Runs Allowed: 17 2x, last vs. Georgia 3/28/10
 Hits Allowed: 19 vs. Arkansas 3/31/07
 Fewest Hits Allowed: 0 18x, last vs. North Dakota St. 2/17/18
 Doubles Allowed: 8 vs. Akron 3/9/01
 Triples Allowed: 3 vs. Georgia 3/7/01
 Home Runs Allowed: 6 vs. Alabama 3/22/08
 Walks Allowed: 9 4x, last at Alabama 5/4/13
 Strikeouts: 20 vs. Tennessee Tech 4/16/11

TEAM RECORDS-SEASON

Hitting

Batting Average: 305 2019
 At Bats: 1,797 2014
 Runs Scored: 381 2019
 Hits: 477 2000
 Doubles: 94 2019
 Triples: 18 2000, 2001, 2002
 Home Runs: 71 2014, 2019
 RBI: 346 2019
 Total Bases: 810 2019
 Walks: 227 2019
 Strikeouts: 426 2004
 Stolen Bases: 89 1999

Fielding

Fielding Percentage: (.976) 2018
 Putouts: 1,455 2014
 Assists: 673 2001
 Errors: 131 1997
 Double Plays: 32 2002

Pitching

Lowest ERA: 1.71 2016
 Lowest Opponents Batting Average:191 2016
 Innings Pitched: 485.0 2014
 Runs Allowed: 333 2005
 Fewest Runs Allowed: 130 2016
 Earned Runs Allowed: 253 2005
 Fewest Earned Runs Allowed: 98 2016
 Hits Allowed: 523 2005
 Fewest Hits Allowed: 250 2016
 Doubles Allowed: 101 2003
 Fewest Doubles Allowed: 44 2016
 Triples Allowed: 16 1997
 Fewest Triples Allowed: 2 2004
 Home Runs Allowed: 58 2008
 Fewest Home Runs Allowed: 10 1997
 Walks Allowed: 182 2013
 Fewest Walks Allowed: 93 1997
 Strikeouts: 403 2014
 Shutouts: 16 2000

TEAM RECORDS-SEASON

Games played 69 2014
 Wins 50 2014
 Losses 44 1997 & 1999
 Highest winning percentage781 (43-12) 2016
 Lowest winning percentage185 (10-44) 1997
 Seasons team fielded 22 (first in 1997)
 Winning seasons 13 (last in 2019)
 Losing seasons 11 (last in 2008)
 First tie UK 2, Texas-Arlington 2 (2/15/04)
 Longest coaching tenure Rachel Lawson, 13 yrs (2008-Pres.)
 Beth Pruitt, 8 yrs (1997-2004)

Consecutive losses 21 3/15/03 - 4/13/03
 Consecutive wins 13 2/24/17 - 3/19/17
 Consecutive shutout wins: 4 2/20/16 - 2/27/16
 Consecutive shutout losses: 6 3/29/06-4/2/06
 Consecutive games without an error: 6 3/6/15 - 3/15/15
 Extra-inning games: 10 2014
 Extra-inning wins: 8 2014
 Consecutive games with a stolen base: 16 2/17/02-3/17/02
 Consecutive games with a double: 12 3/16/02-4/6/02
 Consecutive games without extra-base hit: 5 - 3/9/97-3/12/97
 Most Combined Runs in a Game: 29 (4/1/08 Indiana 16, UK 13)
 Largest Margin of Victory: 18 3/12/13 vs. UNC



SINGLE SEASON RECORDS BY CLASS

HITTING

Batting Average

Senior	Abbey Cheek	.428	2019
Junior	Nikki Jones	.442	2002
Soph.	Molly Johnson	.401	2008
Fresh.	Natalie Smith	.370	2007

(2020 not included, COVID-19)

Hits

Senior	Nikki Jones	71	2003
Junior	Molly Johnson	81	2009
Soph.	Leslie Kwiatkowski	77	1999
Fresh.	Leslie Kwiatkowski	71	1998

Doubles

Senior	Kwiatkowski/Reed	16	2001/19
Junior	Tiffany Kruse	16	2000
Soph.	Molly Johnson	20	2008
Fresh.	Alex Martens	13	2017

Triples

Senior	Nikki Jones	5	2003
Junior	Tiffany Kruse	7	2000
Soph.	Kayla Kowalik	8	2020
Fresh.	Leslie Kwiatkowski	6	1998

Home Runs

Senior	Brooke Marnitz	21	2007
Junior	Abbey Cheek	18	2018
Soph.	Sagermann/Peyton	13	2014/19
Fresh.	Amber Janneck	12	2004

Runs Batted In

Senior	Brooke Marnitz	61	2007
Junior	Alex Martens	66	2019
Soph.	Nikki Sagermann	49	2014
Fresh.	Abbey Cheek	52	2016

Runs Scored

Senior	Abbey Cheek	54	2019
Junior	Brittany Cervantes	55	2011
Soph.	Kara Dill	44	2011
Fresh.	Kayla Kowalik	49	2019

Total Bases

Senior	Abbey Cheek	138	2019
Junior	Molly Johnson	130	2009
Soph.	Leslie Kwiatkowski	117	1999
Fresh.	Abbey Cheek	99	2016

On Base Pct.

Senior	Abbey Cheek	.602	2019
Junior	Molly Johnson	.498	2009
Soph.	Molly Johnson	.472	2008
Fresh.	Kayla Kowalik	.452	2019

(2020 not included, COVID-19)

Slugging Pct.

Senior	Abbey Cheek	.908	2019
Junior	Abbey Cheek	.701	2018
Soph.	Molly Johnson	.669	2008
Fresh.	Abbey Cheek	.576	2016

Sacrifice Hits

Senior	Tiffany Kruse	9	2001
Junior	Beth Fogle	13	2001

Soph.	Megan Yocke	13	2009
Fresh.	Lorie Melchi	12	2003

Sacrifice Flies

Senior	Alice O'Brien	5	2013
Junior	Lorie Horner	3	1997
Soph.	Nikki Sagermann	4	2014
	Rachel Friberg	4	2002
Fresh.	Lyndsey Angus	4	2000
	Brooke Marnitz	4	2004

Stolen Bases

Senior	Sylver Samuel	23	2016
Junior	Leslie Kwiatkowski	28	2000
Soph.	Meagan Aull	26	2009
Fresh.	Beth Fogle	34	1999

Walks

Senior	Abbey Cheek	64	2019
Junior	Brittany Cervantes	48	2011
Soph.	Ansley Smith	30	2014
Fresh.	Maisie Steed	44	2013

Hit by Pitch

Senior	Meghan Cooper	16	2006
Junior	Molly Johnson	10	2009
Soph.	Ansley Smith	15	2014
Fresh.	Griffin Joiner	12	2012

FIELDING

Putouts

Senior	Maisie Steed	385	2016
Junior	Griffin Joiner	442	2014
Soph.	Griffin Joiner	343	2013
Fresh.	Jenny Schaper	399	2016

Assists

Senior	Molly Johnson	131	2010
Junior	Angie Dal Pozzo	167	2001
Soph.	Christian Stokes	167	2014
Fresh.	Angie Dal Pozzo	143	1999

Fielding Pct.

Senior	Griffin Joiner	1.000	2015
	Beth Fogle	1.000	2002
Junior	Michelle Bucci	1.000	1999
	Jennifer Howland	1.000	2001
Soph.	Meagan Aull	1.000	2009
Fresh.	Jenny Schaper	.993	2016

PITCHING

ERA (min. 10 appearances)

Senior	Kelsey Nunley	1.27	2016
Junior	Meagan Prince	1.85	2016
Soph.	Kelsey Nunley	1.88	2014
Fresh.	Lauren Cumbess	1.99	2011

Win-loss pct. (min. 10 appearances)

Senior	Lauren Cumbess	.909 (10-1)	2014
Junior	Meagan Prince	.778 (21-6)	2016
Soph.	Kelsey Nunley	.731 (30-11)	2014
Fresh.	Ellen Weaver	.857 (6-1)	2011

Wins

Senior	Kelsey Nunley	21	2016
Junior	Meagan Prince	21	2016
Soph.	Kelsey Nunley	30	2014

Fresh.	Kelsey Nunley	27	2013
--------	---------------	----	------

Appearances

Senior	Keary Camunas	41	2000
Junior	Keary Camunas	43	1999
Soph.	Kelsey Nunley	45	2014
Fresh.	Samantha Allen	49	2005

Games Started

Senior	Keary Camunas	36	2000
Junior	Keary Camunas	34	1999
Soph.	Kelsey Nunley	36	2014
Fresh.	Amy Kendall	32	2003

Complete Games

Senior	Keary Camunas	28	2000
Junior	Keary Camunas	26	1999
Soph.	Keary Camunas	33	1998
Fresh.	Amy Kendall	29	2003

Shutouts

Senior	Keary Camunas	9	2000
Junior	Chanda Bell	7	2011
Soph.	Kelsey Nunley	7	2014
Fresh.	Chanda Bell	3	2009
	Lauren Cumbess	3	2011
	Kelsey Nunley	3	2013

Strikeouts

Senior	Kelsey Nunley	203	2016
Junior	Chanda Bell	205	2011
Soph.	Chanda Bell	288	2010
Fresh.	Chanda Bell	216	2009

Opponent Batting Avg. (min. 200 AB)

Senior	Kelsey Nunley	.178	2016
Junior	Chanda Bell	.175	2011
Soph.	Lauren Cumbess	.193	2012
Fresh.	Lauren Cumbess	.201	2011

(2020 not included, COVID-19)



Leslie Kwiatkowski



LETTERWINNERS

A

Becky Abner	2003
Renee Abernathy	2019-Pres.
Jessica Adkins	2009-10
Amanda Allen	2012
Samantha Allen	2005-07
Macy Allen	2009-12
Amy Anderson	1998
Elie Anderson	2004
Haley Andrus	2015-16
Lyndsey Angus	2000-03
Meagan Aull	2008-11

B

Grace Baalman	2018-Pres.
Jaci Babbs	2019-Pres.
Chanda Bell	2009-12
Becky Bishop	2007
Brynlee Bigelow	2017
Emmy Blane	2020-Pres.
Colleen Boddy	1999-2000
Emma Boitnott	2020-Pres.
Brook Bowman	2002-04
Maclai Branson	2019
Lindsay Brogdon	2006-08
Megan Brooks	2002-04
Amanda Brown	2002
Michelle Bucci	1997-2000

C

Keary Camunas	1997-2000
Katie Campbell	2004-07
Ginny Carroll	2011-14
Brittany Cervantes	2009-12
Abbey Cheek	2016-19
Kristen Cochran	2005
Erin Coffel	2021-Pres.
Megan Cooper	2002-06
Kennedy Cowden	2019
Lauren Cumbess	2011-14
Aimee Currier	2009

D

Angie Dal Pozzo	1999-2002
Jamie Dardis	2000-02
Gabi Deters	2020
Samantha DeMartine	2008-11
Sandi Dengler	1999-2002
Kara Dill	2010-13
Ashley Dimkich	2005-08

E

Alli Eckman	2005-07
Andrea Eilertson	1999-2002
Jackie Elston	1998

F

Elizabeth Fadde	2006-07
Ashley Fertic	2004-07
Gina Florence	2004-07
Beth Fogle	1999-2002
Bethany Foster	1999
Sarah Frazer	2011-14
Rachel Friberg	2001-04
Victoria Fragoso	2021-Pres.

G

Emily Gaines	2011-14
Tekiya Garr-Carter	2019-2020

Sloan Gayan	2020-Pres.
Whitney Glass	1999
Megan Glenn	2003-06
Crystal Grace	1997-98
Lindsay Griggs	2012
Ashleigh Gustafson	2009-12

H

Meeko Harrison	2021-Pres.
Jacki Haynes	1997-98
Katie Henderson	2013
Kelsee Henson	2016-19
Brooklin Hinz	2015-18
Lorie Horner	1997-98
Lindsay Houser	1997-98
Kara Howard	2012-15
Jennifer Howland	1999-2002
Hannah Huffman	2016-18
Autumn Humes	2018-Pres.

J

Amber Janneck	2004-05
Allie Jest	2009
Lauren Johnson	2018-Pres.
Kalia Johnson	2017-2018
Molly Johnson	2007-10
Griffin Joiner	2012-15
Emily Jolly	2011-14
Megan Jolly	2007-08
Nikki Jones	2000-03

K

Madison Kearschner	2016-2017
Amy Kendall	2003-06
Callie Kovacs	2004-05
Kayla Kowalik	2019-Pres.
Tiffany Kruse	1998-2001
Leslie Kwiatkowski	1998-2001

L

Aubrey Lamar	2011-12
Melissa Leto	1997-98
Cassie Lindmark	2020-Pres.
Ingrid Lochelt	2003
Liz Love	1999
Monique Lovell	2001

M

Emily Marks	2004-05
Morgan Marr	2000-02
Shanna Martini	1999
Stephanie Martino	2014-16
Alex Martens	2017-2020
Brooke Marnitz	2004-07
Amber Matousek	2007-10
Morgan McCallum	2017
Katie McCarty	2006-09
Lori Melchi	2003-06
Rachael Metzger	2015-18
Audrey Meyer	2007-08
Megan Miller	2006
Kierston Moore	2017
Susan Moore	1997-98
Destinee Mordecai	2007-10

N

Jessica Nance	2002-05
Vanessa Nesby	2021-Pres.
Amber Nix	2005

Kelsey Nunley	2013-16
---------------------	---------

O

Alice O'Brien	2010-13
Kristen O'Haver	2009

P

Mallory Peyton	2018-Pres.
Lydia Pierce	2006
Meagan Prince	2014-17
Tracie Potts	1999-2000
Gretchen Prugh	2004

R

Sarah Rainwater	2016-19
Briona Rance	2019
Ali Ray	2006
Breanne Ray	2014-17
Katie Reed	2016-19
Erin Rethlake	2015-18
Jessica Rice	2007
Darlington Richardson	2013-15
Rachel Rose	2009-12
Jessica Roy	2010
Annie Rowlands	2008-11
Ashley Ruiz	2017-18

S

Nikki Sagermann	2013-16
Sylver Samuel	2013-16
Jenny Schaper	2016-19
Stephaine Schoonover	2021-Pres.
Meghan Schorman	2019-Pres.
Jenny Sibert	2004-07
Erika Silence	2009-12
Ansley Smith	2013-16
Krystal Smith	2011-14
Natalie Smith	2007-10
Rylea Smith	2020-Pres.
Shannon Smith	2014-17
Sarah Snider	1997-2000
Tatum Spangler	2019-Pres.
Larissa Spellman	2017-2020
Maisie Steed	2013-16
Miranda Stoddard	2020-Pres.
Christian Stokes	2013-16
Joy Sutton	2001

T

Stephanie Thompson	1998
Erica Thulen	2021-Pres.
Bethany Todd	2018
Jessica Trueblood	2006

V

Bailey Vick	2017-2020
Marie Vida	2001

W

Kristi Warneke	2005
Ellen Weaver	2011-13
Bethany Wiegand	1999
Crystalie Wolfe	2003-04

Y

Megan Yocke	2008-11
Jennifer Young	2007-10



ALL-TIME JERSEY NUMBERS

#00	
Tekiya Garr-Carter.....	2019-2020
Natalie Smith.....	2007-10
Jacqueline Haynes.....	1997-98

#1	
Miranda Stoddard.....	2020-Pres.
Sarah Rainwater.....	2016-19
Rachel Riley.....	2011-12
Amber Matousek.....	2007-10
Megan Miller.....	2006
Megan Brooks.....	2002-04
Marie Vida.....	2001

#2	
Bailey Vick.....	2017-2020
Sylvester Samuel.....	2013-16
Chanda Bell.....	2009-12
Jenny Sibert.....	2005-07

#3	
Grace Baalman.....	2018-Pres.
Shannon Smith.....	2014-2017
Ginny Carroll.....	2011-12
Aimee Currier.....	2009
Jessica Rice.....	2007
Jessica Trueblood.....	2006
Brooke Marnitz.....	2004-05
Andrea Eilertson.....	1999-2002

#4	
Renee Abernathy.....	2019-Pres.
Haley Andrus.....	2015-16
Macy Allen.....	2009-12
Audrey Meyer.....	2007-08
Nikki Jones.....	2000-03

#5	
Tatum Spangler.....	2019-Pres.
Meagan Prince.....	2014-2017
Lindsay Griggs.....	2012
Gina Florence.....	2004-07
Bobbi Darretta.....	2003
Angie Dal Pozzo.....	1999-2002
Stephanie Thompson.....	1998
Michelle Brown.....	1997

#6	
Victoria Fragoso.....	2021-Pres.
Jenny Schaper.....	2016-19
Katie McCarty.....	2006-09
Amber Nix.....	2005

#7	
Autumn Humes.....	2018-Pres.
Morgan McCallum.....	2017
Maisie Steed.....	2013-16
Kristen O'Haver.....	2009
Alli Eckman.....	2005-07
Elie Anderson.....	2004
Brook Bowman.....	2002-04
Tiffany Kruse.....	1997-2001

#8	
Briona Rance.....	2019
Erin Rethlake.....	2015-2018
Katie Henderson.....	2013
Ashleigh Gustafson.....	2009-12
Samantha Allen.....	2006-08
Amber Janneck.....	2004-05
Michelle Hall.....	2003
Meghan Cooper.....	2002
Tracie Potts.....	1999-2000
Monique Lovell.....	2001
Leslie Kwiatkowski.....	1998
Suzanne Kopolos.....	1997

#9	
Lauren Johnson.....	2018-Pres.
Breanne Ray.....	2014-2017
Alice O'Brien.....	2010-13
Savannah Mitcham.....	2004
Jamie Dardis.....	2000-02
Liz Love.....	1999
Kolleen Fitzgerald.....	1997

#10	
Olivia Ward.....	2019
Christian Stokes.....	2013-16
Meagan Aull.....	2008-2011

Ashley Fertic.....	2004-07
Leslie Floyd.....	2002
Sarah Snider.....	1997-2000

#11	
Vanessa Nesby.....	2021-Pres.
Abbey Cheek.....	2016-19
Krystal Smith.....	2011-14
Rachel Riley.....	2009-10
Becky Bishop.....	2007-08
Ali Ray.....	2006
Callie Kovacs.....	2004-05
Becky Abner.....	2003
Jennifer Howland.....	1999-2002
Andrea Goeprich.....	1997

#12	
Megan Yocke.....	2008-2011
Lydia Pierce.....	2006
Rachel Friberg.....	2001-04
Sandi Dengler.....	1999-2000
Amy Anderson.....	1998
Brooke Tilley.....	1997

#13	
Mallory Peyton.....	2018-Pres.
Griffin Joiner.....	2012-15
Destinee Mordecai.....	2007-10
Susan Moore.....	1997-98

#14	
Jaci Babbs.....	2019-Pres.
Brittany Cervantes.....	2009-12
Emily Marks.....	2004-05
Lyndsey Angus.....	2000-03
Susan Messmer.....	1999
Crystal Grace.....	1997-98

#15	
Kara Dill.....	2010-13
Brooke Marnitz.....	2006-07
Jessica Nance.....	2002-05
Joy Sutton.....	2001
Bethany Foster.....	1999
Lindsay Houser.....	1997-98

#16	
Aubrey Lamar.....	2011-12
Elizabeth Fadde.....	2006-07

#17	
Sloan Gayan.....	2020-Pres.
Bethany Todd.....	2018
Annie Rowlands.....	2008-2011
Kristen Cochran.....	2005

#18	
Amanda Allen.....	2012
Molly Johnson.....	2007-10
Gretchen Prugh.....	2004
Kathleen Biondi.....	2003
Julie Castelli.....	2002
Leslie Kwiatkowski.....	1998-2001
Melissa Leto.....	1997-98

#19	
Rylea Smith.....	2020-Pres.
Kelsee Henson.....	2016-19
Lauren Cumbess.....	2011-14
Allie Jest.....	2009
Meghan Cooper.....	2003-06
Morgan Marr.....	2000-02
Bethany Wiegand.....	1999
Courtney Woodrow.....	1997

#20	
Erica Thulen.....	2021-Pres.
Maclai Branson.....	2019.

#21	
Erin Coffel.....	2021-Pres.
Hannah Huffman.....	2016-2018
Emily Jolly.....	2011-14
Jessica Adkins.....	2009-10
Megan Jolly.....	2007-08
Megan Glenn.....	2003-06
Sandi Dengler.....	2001-02
Michelle Bucci.....	1997-2000

#22	
Kierston Moore.....	2017
Samantha DeMartine.....	2008-2011
Katie Campbell.....	2004-07
Ingrid Lochelt.....	2003
Whitney Glass.....	1999

#23	
Stephanie Schoonover.....	2021-Pres.
Katie Reed.....	2016-19
Jessica Rose.....	2010
Jenny Sibert.....	2004
Amanda Brown.....	2002
Shanna Martini.....	1999
Meredith Sales.....	1997

#24	
Emma Boitnott.....	2020-Pres.
Kennedy Cowden.....	2019
Madison Kearschner.....	2016-2017
Kara Howard.....	2012-15

#25	
Emmy Blane.....	2020-Pres.
Brooklin Hinz.....	2015-18
Erika Silence.....	2009-12
Samantha Allen.....	2005

#26	
Meghan Schorman.....	2019-Pres.
Stephanie Martino.....	2014-16
Ellen Weaver.....	2011-13
Ashley Dimkich.....	2005-08

#27	
Emily Gaines.....	2011-14

#28	
Ashley Ruiz.....	2017-2018
Jennifer Young.....	2007-10
Lori Melchi.....	2003-06
Beth Fogle.....	1999-2002
Jackie Elston.....	1998

#29	
Amy Kendall.....	2003-06
Keary Camunas.....	1997-2000

#30	
Larissa Spellman.....	2017-2020
Ginny Carroll.....	2013-14

#32	
Lindsay Brogdon.....	2006-08
Kristi Warneke.....	2005

#33	
Alex Martens.....	2017-2020
Kelsey Nunley.....	2013-16
Crystalie Wolfe.....	2003-04
Colleen Boddy.....	1999-2000
Lori Horner.....	1997-98

#34	
Cassie Lindmark.....	2020-Pres.

#42	
Brynlee Bigelow.....	2017
Ansley Smith.....	2013-16

#43	
Darlington Richardson.....	2013-15

#44	
Gabi Deters.....	2020
Rachael Metzger.....	2015-2018
Sarah Frazer.....	2011-14

#77	
Meeko Harrison.....	2021-Pres.
Nikki Sagermann.....	2013-16

#88	
Kaila Johnson.....	2017-2018

#99	
Kayla Kowalik.....	2019-Pres.