

Ole Miss

BASKETBALL



2020-21 GAME NOTES | MBB Contact: Adam Kuffner | kuffner@olemiss.edu | Cell: 662-816-0497 | Office: 662-915-7031

OleMissSports.com | OleMissGameday.com | @OleMissMBB | OleMissMBB | OleMissMBB

2020-21 SCHEDULE

Date	Opponent [TV]	Time/Result
11/25	CENTRAL ARKANSAS^ [SECN+]	Postponed
11/26	JACKSON STATE^ [SEC Network]	Postponed
11/27	ARKANSAS STATE^ [SEC Network]	Canceled
12/5	MEMPHIS	Canceled
12/10	JACKSON STATE (SEC Network)	W, 80-45
12/12	UNCW (SECN Alternate)	W, 78-58
12/14	CENTRAL ARKANSAS (SEC Network)	W, 68-54
12/16	at Middle Tennessee (CBS Sport Net.)	W, 70-51
12/19	at Dayton (NBCSN)	L, 62-65
12/22	UT MARTIN [SECN+]	W, 90-43
12/29	at Alabama* (SEC Network)	L, 62-84
1/2	WICHITA STATE [ESPNU]	L, 79-83
1/6	AUBURN* (SEC Network)	W, 72-61
1/9	SOUTH CAROLINA* (SEC Network)	Postponed
1/9	LSU* (SEC Network)	L, 61-75
1/12	at Florida* (SEC Network)	L, 63-72
1/16	GEORGIA* (ESPN2)	L, 74-78
1/19	at MSU* (SEC Network)	W, 64-46
1/23	TEXAS A&M* (SEC Network)	W, 61-50
1/27	at Arkansas* (SEC Network)	L, 59-74
1/30	at Georgia* (SEC Network)	L, 61-71
2/2	#11/10 TENNESSEE* (ESPN2)	W, 52-50
2/6	at Auburn* (ESPN2)	W, 86-84 (OT)
2/10	#10/10 MISSOURI* (SEC Network)	W, 80-59
2/13	at South Carolina* (SEC Network)	W, 81-74
2/18	LSU* (SEC Network)	Postponed
2/20	MSU* (SEC Network)	L, 56-66
2/23	at #24/RV Missouri* (SEC Network)	W, 60-53
2/27	at Vanderbilt* (SEC Network)	L, 70-75
3/2	KENTUCKY* (ESPN)	8 p.m.
3/6	VANDERBILT* (SEC Network)	6 p.m.
3/11-14	SEC Tournament&	TBA

HOME GAME

* SEC Game | Ranking: AP/USA TODAY Coaches | All Times CT
 ^ Justin Reed Ole Miss Classic
 & SEC Tournament (Nashville, Tenn.)



Kentucky
WILDCATS
 (8-14, 7-8 SEC)

Head Coach: John Calipari
Career: 741-229/29th
At UK: 338-91/12th

GAME 24

Date: March 2, 2021
Time: 8 p.m. CT
Location: Oxford, Miss.
Arena: The Pavilion at Ole Miss (9,500)
Television: ESPN
 Karl Ravech, play-by-play
 Jimmy Dykes, analyst
Radio: Ole Miss Sports Network
 David Kellum, play-by-play
 Marc Dukes, analyst
Live Video: ESPN.com/ESPN app
Live Audio: OleMissSports.com/TuneIn app
Series: Kentucky leads 108-13
Last Meeting: Feb. 15, 2020
 #12 Kentucky won 67-62
 Lexington, Ky.



Ole Miss
REBELS
 (13-10, 8-8 SEC)

Head Coach: Kermit Davis
Career: 517-303/26th
At OM: 48-40/3rd

TIPOFF TIDBITS

- Ole Miss has two home games this week after playing six of the past nine games on the road.
- Kentucky is the only SEC foe that Ole Miss has not faced yet.
- The Rebels went 5-2 in February, posting that February record for second time in three seasons under **Kermit Davis** (also 5-2 in February during the 2018-19 season).
- Ole Miss is 3-0 against ranked teams this season, one of 10 teams in the country to be undefeated against top-25 opponents.
- Two of the ranked wins have been against top-10 teams, giving Ole Miss multiple top-10 victories for the first time since the 2001-02 season.
- The Rebels lead the SEC in scoring defense, surrendering only 66.9 ppg in conference play.
- Ole Miss can finish anywhere between fourth and 10th in regards to SEC Tournament seeding.
- **Devontae Shuler** is one of only two players in the SEC to rank in the conference's top 10 in scoring (9th), assists (9th) and steals (9th); Vanderbilt's Scotty Pippen Jr. is the other player.
- Ole Miss is now 60th in the NET. The Rebels were as far back as 85th in the NET on January 18.
- The Rebels rank 24th nationally in turnovers forced per game (16.3).
- Ole Miss is shooting 75.0 percent (111 of 148) from the free throw line over the past seven games; through the first 16 games of the season, the Rebels were making free throws at a 66.1 percent clip (203 of 307).
- The Rebels have held 10 opponents to less than 60 points, including five SEC foes and all three ranked teams.
- **Devontae Shuler** has 179 steals over his career, tied with Eric Laird for third in program history.
- The Rebels are 9-0 when keeping opponents under 40 percent from the floor.
- Ole Miss is one of only two teams in the country to have four 1,000 point scorers: **Devontae Shuler** (1,275), **Dimencio Vaughn** (1,266), **Romello White** (1,180) and **Jarkel Joiner** (1,092).
- On this date five years ago (March 2, 2016), Stefan Moody scored a career-high 43 points on his Senior Night to lead Ole Miss to an 86-78 victory over rival MSU.

OLE MISS STYLE GUIDE

NAME

Ole Miss (preferred)
 University of Mississippi
~~Mississippi~~

NICKNAME





Rebels











MASCOT



TONY

PROJECTED OLE MISS STARTERS

	PTS	REB	AST	STL	FG%	FT%
 G 2 DEVONTAE SHULER 6-2 185 Sr. Irmo, S.C.	16.0	3.1	3.3	1.6	40.7	78.1
 G 24 JARKEL JOINER 6-1 180 Jr. Oxford, Miss.	10.7	2.6	1.4	1.1	38.6	84.0
 G/F 15 LUIS RODRIGUEZ 6-6 210 So. Los Angeles, Calif.	7.7	6.0	2.0	1.7	45.1	66.7
 F 5 KJ BUFFEN 6-7 230 Jr. Gainesville, Ga.	8.5	4.3	1.0	0.7	51.8	63.9
 F 0 ROMELLO WHITE 6-8 235 Gr. Atlanta, Ga.	11.0	5.7	0.5	1.2	66.2	66.3

0		ROMELLO WHITE 6-8 235 Gr. Atlanta, Ga. Major: Master of Arts	PTS	REB	STL	BLK	FG%	FT%	LAST GAME: Scored 17 with eight rebounds and a team-high three blocks NOTES: Team leader in blocks ... Scored a career-high 30 points (SEC-best 14 FG) with 10 rebounds at Auburn (Feb. 6) ... Three 20-point games ... 1,180 career points ... Double-double at Alabama (20 points, 11 boards) ... 18 career double-doubles
F			11.0	5.7	0.5	1.2	66.2	66.3	
1		AUSTIN CROWLEY 6-5 195 So. West Point, Miss. Major: Sports and Rec. Admin.	PTS	REB	AST	STL	FG%	FT%	LAST GAME: Tallied two points, two rebounds and one steal in 10 minutes NOTES: Scored a career-high 11 points vs. UT Martin ... Scored 10 points vs. LSU (Jan. 9), his most in an SEC game ... Pulled down a career-high 10 rebounds vs. Auburn (Jan. 6) ... One of only three Rebels to play in all 32 games last season
G			2.6	1.6	0.7	0.5	37.1	75.0	
2		DEVONTAE SHULER 6-2 185 Sr. Irmo, S.C. Major: Multi-Disciplinary Studies	PTS	REB	AST	STL	FG%	FT%	LAST GAME: Scored a game-high 25 points on 10 of 20 shooting NOTES: Ranks in SEC's top 10 in steals (9th), assists (9th) and points (9th) ... Scored a career-high 31 points at South Carolina (Feb. 13) ... SEC Player of the Week (Feb. 8) ... Eight 20-point games this season ... 179 career steals (3rd in school history)
G			16.0	3.1	3.3	1.6	40.7	78.1	
3		KHADIM SY 6-10 238 Sr. Dakar, Senegal Major: Multi-Disciplinary Studies	PTS	REB	STL	BLK	FG%	FT%	LAST GAME: Did not play at Vanderbilt NOTES: Scored a team-high 13 points to lead the Rebels to a win over Auburn (Jan. 6) ... Second on the team in blocks (25) and rebounds (5.5 per game) a season ago ... Averaged 9.0 ppg last year ... Scored a career-high 20 points vs. SLU last season
F			3.1	1.9	0.4	0.3	40.9	100	
4		ANTAVION COLLUM 6-7 224 So. Memphis, Tenn. Major: General Business	PTS	REB	AST	STL	FG%	FT%	LAST GAME: Did not play at Vanderbilt NOTES: Has played in seven games ... Changed his number after wearing No. 14 as a freshman ... Played in 22 games last season, averaging 10.2 mpg ... Scored a team-high seven points in the NIT Tip-Off championship game vs. Oklahoma State
F			0.9	1.0	0.6	0.3	50.0	0.0	
5		KJ BUFFEN 6-7 230 Jr. Gainesville, Ga. Major: Multi-Disciplinary Studies	PTS	REB	STL	BLK	FG%	FT%	LAST GAME: Recorded 10 points, five rebounds, two assists, one steal and one block NOTES: Averaging 10.2 ppg over the past five games ... Scored a team-high 18 points vs. Wichita State (Jan. 2) ... Led team in blocks and rebounding (17th in the SEC) last year ... One of two Rebels to start all 32 games a season ago
F			8.5	4.3	1.0	0.7	51.8	63.9	
11		MATTHEW MURRELL 6-4 200 Fr. Memphis, Tenn. Major: Exercise Science	PTS	REB	AST	STL	FG%	FT%	LAST GAME: Had two points and one rebound in 15 minutes off the bench NOTES: Scored a career-high 13 points vs. UT Martin (Dec. 22) ... Highest ranked recruit in Ole Miss history (No. 39 by ESPN and 247Sports Composite) ... 2019 Under Armour Association Defensive Player of the Year at the AAU level
G			3.9	1.9	0.7	0.4	31.0	54.2	
12		SHON ROBINSON 6-11 220 R-Fr. Chicago, Ill. Major: Multi-Disciplinary Studies	PTS	REB	AST	BLK	FG%	FT%	LAST GAME: Did not play at Vanderbilt NOTES: Has played in six games ... Redshirted last season ... A four-star prospect and No. 85 nationally in the 2020 class by ESPN, but reclassified and became part of the 2019 class ... Averaged a double-double with 22 ppg and 12 rpg his final year
F			1.3	0.8	0.0	0.2	30.0	40.0	
14		DIMENCIO VAUGHN 6-5 215 Gr. New York, N.Y. Major: Master of Arts	PTS	REB	AST	STL	FG%	FT%	LAST GAME: Did not play at Vanderbilt NOTES: Has played in 16 games this season ... Two-time First Team All-MAAC at Rider, scoring 1,239 (13.0 ppg) over three seasons ... Has nine double-doubles over his career ... Led Rider in scoring (14.8 ppg) last season ... Second in MAAC with 1.8 spg
G/F			1.7	1.5	0.3	0.4	35.7	38.5	
15		LUIS RODRIGUEZ 6-6 210 So. Los Angeles, Calif. Major: Sports and Rec. Admin.	PTS	REB	AST	STL	FG%	FT%	LAST GAME: Scored four points to go along with six rebounds NOTES: Ranks fifth in the SEC in steals ... Has 14 multi-steal games this season ... Team leader in rebounds ... Scored a career-high 15 points in win over No. 10 Missouri (Feb. 10) ... 14 rebounds at Dayton (Dec. 19) were the most by a Rebel since 2017
G/F			7.7	6.0	2.0	1.7	45.1	66.7	
21		ROBERT ALLEN 6-8 230 Jr. Orlando, Fla. Major: Multi-Disciplinary Studies	PTS	REB	STL	BLK	FG%	FT%	LAST GAME: Recorded one assist and one steal in 11 minutes off the bench NOTES: Team-best 3.73 GPA ... Has started the past six of the past eight games ... Scored 12 points in the win over Auburn (Feb. 6) ... Averaged 12.0 ppg and 7.7 rpg with 11 double-doubles over two seasons for Samford ... Led Samford with 43 blocks
F			4.0	3.0	0.7	0.4	50.0	68.9	
23		SAMMY HUNTER 6-9 225 So. Nassau, Bahamas Major: Sports and Rec. Admin.	PTS	REB	AST	BLK	FG%	FT%	LAST GAME: Played three minutes off the bench NOTES: Has appeared in 20 games this season, averaging 6.7 minutes per game ... Scored five points at Auburn ... Played in 27 games, averaging 12.1 minutes per game as a freshman ... Scored a career-high eight points vs. Western Michigan last season
F			1.6	1.0	0.3	0.2	42.3	61.5	
24		JARKEL JOINER 6-1 180 Jr. Oxford, Miss. Major: Multi-Disciplinary Studies	PTS	REB	AST	STL	FG%	FT%	LAST GAME: Scored 10 points with four rebounds, two assists and one steal NOTES: Ranks second in the SEC in FT% ... Averaging 11.8 ppg in SEC games ... Has three 20-point games, all in SEC play ... Six steals at Georgia (Jan. 30) is the most by an SEC player this season ... Scored a season-high 22 points against Georgia (Jan. 16)
G			10.7	2.6	1.4	1.1	38.6	84.0	
33		JOHN MCBRIDE 6-7 214 So. Memphis, Tenn. Major: Accountancy	PTS	REB	AST	BLK	FG%	FT%	LAST GAME: Did not play at Vanderbilt NOTES: Has played in three games this season ... Scored one point in the season opener versus Jackson State ... 2020 SEC Winter Academic Honor Roll ... Played in nine games off the bench last season, scoring three points ... Walk-on
G			0.3	0.3	0.0	0.0	0.0	50.0	

CAREER RECORD AS A HEAD COACH (ALL DIVISIONS):

517-303 (.630 pct. / 26 seasons)

CAREER RECORD AS A HEAD COACH (DIVISION I):

451-278 (.619 pct. / 23 seasons)

COACHING HONORS

- 1989 Big Sky Coach of the Year (league)
- 1990 Big Sky Coach of the Year (league)
- 2003 Sun Belt Coach of the Year (league)
- 2008 Sun Belt Coach of the Year (Colleg Insider.com)
- 2010 Sun Belt Coach of the Year (Colleg Insider.com)
- 2012 Sun Belt Coach of the Year (league, Colleg Insider.com)
- 2012 NABC District 24 Coach of the Year
- 2013 Sun Belt Coach of the Year (league, Colleg Insider.com)
- 2016 Daily News Journal Sportsperson of the Year
- 2017 Conference USA Coach of the Year (league)
- 2017 NABC District 11 Coach of the Year
- 2017 TSWA Coach of the Year
- 2019 Jim Phelan Award Finalist (Colleg Insider.com)
- 2019 SEC Coach of the Year (league, AP)

**COACHING CAREER**

Season	School	Position	Record/Postseason
1984-85	Southwest Mississippi CC	Head Coach	17-9
1985-86	Southwest Mississippi CC	Head Coach	22-11
1986-87	Idaho	Assistant Coach	16-14
1987-88	Idaho	Assistant Coach	19-11
1988-89	Idaho	Head Coach	25-6/NCAA First Round
1989-90	Idaho	Head Coach	25-6/NCAA First Round
1990-91	Texas A&M	Head Coach	8-21
1991-92	Chipola	Associate Head Coach	
1992-93	Chipola	Associate Head Coach	
1993-94	Chipola	Head Coach	27-5/State Semifinals
1994-95	Utah State	Associate Head Coach	21-8/NIT
1995-96	Utah State	Associate Head Coach	18-15
1996-97	Idaho	Head Coach	13-17
1997-98	LSU	Associate Head Coach	9-18
1998-99	LSU	Associate Head Coach	12-15
1999-2000	LSU	Associate Head Coach	28-6/NCAA Sweet Sixteen
2000-01	LSU	Associate Head Coach	13-16
2001-02	LSU	Associate Head Coach	19-15/NIT Second Round
2002-03	Middle Tennessee	Head Coach	16-14
2003-04	Middle Tennessee	Head Coach	17-12
2004-05	Middle Tennessee	Head Coach	19-12
2005-06	Middle Tennessee	Head Coach	16-12
2006-07	Middle Tennessee	Head Coach	15-17
2007-08	Middle Tennessee	Head Coach	17-15
2008-09	Middle Tennessee	Head Coach	18-14
2009-10	Middle Tennessee	Head Coach	19-14/CIT First Round
2010-11	Middle Tennessee	Head Coach	16-16
2011-12	Middle Tennessee	Head Coach	27-7/NIT Quarterfinals
2012-13	Middle Tennessee	Head Coach	28-6/NCAA First Four
2013-14	Middle Tennessee	Head Coach	24-9
2014-15	Middle Tennessee	Head Coach	19-17/CIT First Round
2015-16	Middle Tennessee	Head Coach	25-10/NCAA Second Round
2016-17	Middle Tennessee	Head Coach	31-5/NCAA Second Round
2017-18	Middle Tennessee	Head Coach	25-8/NIT Second Round
2018-19	Ole Miss	Head Coach	20-13/NCAA First Round
2019-20	Ole Miss	Head Coach	15-17
2020-21	Ole Miss	Head Coach	13-10

EDUCATION: Bachelor's (1982); Master's (1984) - Mississippi State**FASTBREAK FACTS ON KERMIT DAVIS**

- Ranks 132nd all-time in career wins and 38th among active head coaches
- One of three active coaches to be named coach of the year in four different conferences
- One of 63 coaches in college basketball history to take three different schools to the NCAA Tournament
- One of eight active head coaches to be the son of a former Division I head coach
- Nine seasons of 24 or more wins as a head coach
- Nine-time conference coach of the year
- Sixth Ole Miss coach to earn SEC Coach of the Year honors, only the second to do so in his first year
- First coach in Ole Miss history to win his first three SEC games
- Third coach in Ole Miss history to win 20 games in his first season as head coach
- Winningest head coach in Middle Tennessee history
- Winningest head coach in Sun Belt Conference history
- Coached Middle Tennessee to 179 wins in his last seven seasons, in Murfreesboro, the most by any school in the state of Tennessee during that span
- Won nine conference championships (seven regular season, two conference tournaments) at Middle Tennessee over his final nine seasons
- Coached one of the biggest upsets in NCAA Tournament history, leading No. 15 seed Middle Tennessee to a win over No. 2 seed Michigan State in the 2016 NCAA Tournament
- One year later, led Middle Tennessee back to the NCAA Tournament as a No. 12 seed, where they beat No. 5 seed Minnesota
- As a head coach, has led his teams to 14 conference championships (10 regular season, four conference tournaments)
- Serving as associate head coach, helped Utah State and LSU earn conference titles; took LSU to the Sweet 16 to conclude a 28-6 campaign
- Inducted into the Southwest Mississippi College Hall of Fame in October 2018
- Youngest Division I head coach in the nation at Idaho at age 28
- Youngest junior college coach in the nation at Southwest Mississippi at age 24
- He and his wife Betty have two daughters, Ally and Claire

*Coach Davis' full bio can be found on OleMissSports.com





OLE MISS HONORS

COOLIDGE BALL

HONORING A TRAILBLAZER: OLE MISS ERECTING STATUE OF COOLIDGE BALL

Fifty years ago, Coolidge Ball broke down walls at the University of Mississippi. On May 15, Ole Miss' first Black student-athlete will be celebrated with a life-size, bronze likeness erected in the north plaza of The Pavilion.

Designed by renowned Mississippi sculptor Kim Sessums, the statue will sit on a four-foot-tall limestone base and will include an historical marker to reflect on Ball's impact as a civil rights pioneer. The monument, which was funded with a generous gift from Bill and Lee Anne Fry, will be dedicated in a private ceremony due to COVID restrictions.

"Coolidge Ball is a trailblazer whose lasting legacy at the University of Mississippi is reflected in how he braved uncharted territory and, in doing so, helped to move the university and our state forward," said Chancellor Glenn Boyce. "As the first Black student-athlete to enroll here, Coolidge opened the door of opportunity for countless other student-athletes. This statue is a well-deserved and fitting honor that ensures his courage will always be remembered and celebrated by our university and our fans."

"Our university is forever indebted to Coolidge Ball for the courage he showed 50 years ago," said Keith Carter, Vice Chancellor for Intercollegiate Athletics. "With this strength, humility and kindness, Coolidge provided a beacon of light for our community while setting an example for generations of student-athletes, both on and off the court. We are eternally grateful to Coolidge for his contributions to civil rights and for his leadership for Ole Miss."

"I'm very grateful to be distinguished in this way," Ball said. "When I first came to campus, I never dreamed that 50 years later I would be recognized as a part of our university's history. While I'm proud of my accomplishments on the court, I'm truly honored to be viewed as someone who paved the way for future student-athletes. I'm really excited to see the statue go up and look forward to the ceremony."

On August 6, 1970, Ball signed the Rebels' last available basketball scholarship for that season. The Indianola, Mississippi, native was recruited by other schools such as Arizona State, Northwestern and New Mexico State, but his decision to attend Ole Miss opened the door for future Black student-athletes to make their way to the Oxford campus to wear the Red and Blue, not just in basketball, but other sports as well.

Ball's ground-breaking career at Ole Miss saw him earn first-team All-Southeastern Conference honors from the league coaches in 1972 and 1973. He also earned second-team All-SEC honors from the Associated Press in 1972 and 1973, was selected to the United Press International third team during all three of his varsity seasons (1972-73-74) and made the All-SEC Freshman team in 1970-71.

His first varsity season came his sophomore year when he averaged 16.8 points and 10.3 rebounds per game, while leading the team with 42 assists. He scored a career-high 30 points against Vanderbilt and LSU that season and added a career-high 19-rebound performance against Southern Miss.

Ball was instrumental in helping Ole Miss defeat SEC rivals Kentucky, Tennessee and Mississippi State in consecutive games in 1973. He scored 1,072 points during his varsity career, helped lead the Rebels to three straight winning seasons for the first time since 1936-38 and was one of the team's most respected players, earning team captain and MVP honors.

A 1975 graduate of the University of Mississippi, Ball was inducted into the Mississippi Sports Hall of Fame in 2008 and the Ole Miss Athletics Hall of Fame in 1991 and was a member of the SEC Basketball Legends Class of 2005. When the University of Mississippi celebrated its "First 100 Years of Ole Miss Basketball" in 2009, it came as no surprise when Ball was selected to the All-Century Team.

Since 1979, Ball has owned and operated Ball Sign Company, a business he started upon his return to Oxford after a four-year stint coaching basketball at Northwest Mississippi Community College.

Ball and his wife, Ruth, have two children, Telitha and Anthony. Telitha lives in Desoto County, while Anthony resides in Arkansas and has two sons, Mason and Marion.

OLE MISS QUICK FACTS

Name ...Ole Miss (The University of Mississippi)
Nickname Rebels
Location Oxford, Mississippi
Founded November 6, 1848
Enrollment 21,676
School Colors Cardinal Red and Navy Blue
Mascot Tony the Landshark
Chancellor Dr. Glen Boyce
Faculty Representative Dr. Ron Rychlak
Athletics Director Keith Carter
Conference Southeastern (SEC)
2019-20 Record 15-17
SEC Record/Finish 6-12/12th SEC
Postseason N/A
Lettermen Returning/Lost 8/6
Starters Returning/Lost 4/2
Newcomers 6

MEDIA SERVICES

CREDENTIALS

New this year, due to COVID-19 protocols, all credentials will be handled on a single-game basis. Therefore, even though you plan to cover all or the majority of the games, you must request credentials for each game. Credential requests must be made at least 48 hours in advance of tipoff for each game. Please email Adam Kuffner (kuffner@olemiss.edu) to request men's basketball game credentials.

Priority will be given to media representatives that cover Ole Miss Basketball on a regular basis. Credentials will be held at the will call table located at the media entrance (concourse level connected to the parking garage, southwest corner of The Pavilion at Ole Miss). Media will call will open one hour prior to tipoff. Upon arrival, media members must remain on the concourse level (elevator Level C). Access to the floor level will be prohibited. Credentials are non-transferable. Unauthorized use is strictly prohibited.

INTERVIEW POLICY

All interview requests — coaches and players — **MUST** be coordinated through the Communications Office. During the week, head coach Kermit Davis and selected student-athletes will generally be available for interviews on non-gamedays once per week, unless arranged otherwise. There will be no gameday player interviews until after the game. All interview sessions (non-gameday) will take place via Zoom. To gain access to the weekly interview Zoom calls, contact Adam Kuffner.

WORKING PRESS AREA

The media workroom will NOT be available for media this season. All media members in attendance will be required to work from the media seating area in the southwest corner of The Pavilion. Media seating capacity is greatly reduced, and as a result, media may be limited to one credential per outlet. Media seating will be socially distanced, and media members must wear a face covering at all times, included when at their seat.

PARKING

Media parking is located in the parking garage. Media members are encouraged to park on level two or above before taking the elevator to the concourse level (Level C). Just like with credentials, parking will be on a game-by-game basis.

POSTGAME INTERVIEWS

All postgame interviews this season will take place via Zoom. Similar to football, a Zoom link for the press conference will be available through a media page on OleMissSports.com. Only approved media will be permitted live access to the Zoom links, and a replay of the sessions will be distributed to media outlets afterwards. Press conferences may not be broadcast live, including Facebook Live and related platforms.

SEC LEADERS

- The Rebels led the SEC in scoring defense (63.9) and rebounding defense (32.4) in conference play.
- Ole Miss ranks second in the SEC in turnover margin (+2.6).
- **Jarkel Joiner** ranks second in the conference in free throw percentage (84.0).
- **Luis Rodriguez** ranks third in steals, averaging 1.8 per game.
- **Devontae Shuler** ranks in the SEC's top-10 averages for threes made (6th-2.0), minutes (6th-33.2), assist/turnover ratio (8th-1.3), steals (9th-1.6), assists (9th-3.3), points (9th-16.0); he joins Vanderbilt's Scotty Pippen Jr. as the only two SEC players to rank in the top 10 in points, assists and steals.
- Shuler is the SEC's active leader in career steals (179) and career assists (314), while second in points (1,275).

JOINING THE CONVERSATION

One month ago (Jan. 18), the Rebels found themselves 6-6 (3-4 SEC) and ranked 85th in the NET. However, Ole Miss went on the road and dominated rival MSU 64-46 before picking up another win over Texas A&M. After back-to-back road losses sent them back to .500, the Rebels reeled off four straight victories. With two of those wins coming over top-10 teams (Tennessee and Missouri) and winning five of the past seven, Ole Miss has moved up to No. 60 in the NET and into the conversation as a bubble team. An NCAA Tournament berth is still a possibility if the Rebels can keep racking up wins and make a run in the SEC Tournament, something that did not seem possible in January.

THE ROAD TO NASHVILLE

With two conference games left on the schedule, it's time to look at how the Rebels could be seeded for the SEC Tournament (March 10-14). If the season ended today, Ole Miss would be the No. 6 seed and face the current No. 11 seed, South Carolina. The Rebels can still end up as high as fourth in the conference standings, while finishing as low as 10th. The top four seeds earn a coveted double bye into the quarterfinals.

COMPARING THE TEAMS

Statistic	Ole Miss	Kentucky
Scoring Offense	69.2	69.7
Scoring Defense	63.9	70.3
Scoring Margin	+5.3	-0.5
Field Goal Pct.	.442	.415
Opp. Field Goal Pct.	.426	.409
3-Point Pct.	.285	.326
Opp. 3-Point Pct.	.370	.312
Free Throw Pct.	.690	.742
Rebounds Per Game	36.0	38.5
Opp. Rebounds Per Game	32.2	35.5
Rebound Margin	+3.8	+3.0
Assists Per Game	12.3	11.9
Turnovers Per Game	13.7	14.5
Opp. Turnovers Per Game	16.3	12.2
Turnover Margin	+2.6	-2.3
Steals Per Game	8.1	6.4
Blocks Per Game	3.8	6.2

OLE MISS REBEL ROSTER

No.	Name	Pos.	Ht.	Wt.	Yr.	Hometown (High School/Other School)
0	Romello White	F	6-8	235	Gr.	Atlanta, Ga. (Arizona State)
1	Austin Crowley	G	6-5	195	So.	West Point, Miss. (Sunrise Christian Academy (Kan.))
2	Devontae Shuler	G	6-2	185	Sr.	Irmo, S.C. (Oak Hill Academy)
3	Khadim Sy	F	6-10	238	Sr.	Dakar, Senegal (Daytona State)
4	Antavion Collum	F	6-7	230	So.	Memphis, Tenn. (Bartlett)
5	KJ Buffen	F	6-7	230	Jr.	Gainesville, Ga. (Gainesville)
11	Matthew Murrell	G	6-4	200	Fr.	Memphis, Tenn. (IMG Academy)
12	Shon Robinson	F	6-11	220	R-Fr.	Chicago, Ill. (Eduprize (Ariz.))
14	Dimencio Vaughn	G/F	6-5	215	Gr.	New York, N.Y. (Rider)
15	Luis Rodriguez	G/F	6-6	210	So.	Los Angeles, Calif. (Woodstock Academy (Conn.))
21	Robert Allen	F	6-8	230	Jr.	Orlando, Fla. (Samford)
23	Sammy Hunter	F	6-9	225	So.	Nassau, Bahamas (B.C. Christian Academy (Canada))
24	Jarkel Joiner	G	6-1	180	Jr.	Oxford, Miss. (CSU Bakersfield)
33	John McBride	G	6-7	214	So.	Memphis, Tenn. (Memphis University School)

Head Coach:

Kermit Davis (Mississippi State, 1982), Third Season

Assistant Coaches:

Win Case (University of Science and Arts of Oklahoma, 1986), Third Season

Ronnie Hamilton (Duke, 2002), Third Season

Levi Watkins (NC State, 2005), Third Season

Coordinator of Basketball Operations: Thomas Gray

Coordinator of Video Services: Nathan Dye

Athletic Trainer: Andrew Beyke

Strength & Conditioning Coach: Riley Allen

PRONUNCIATIONS

KJ BUFFEN	BUFF-en
ANTAVION Collum	an-TAY-vee-on
Austin CROWLEY	CROW-lee
DEVONTAE SHULER	duh-VON-tay SHOO-ler
KHADIM SY	huh-DEEM SEE
DIMENCIO Vaughn	deh-MEN-see-oh
ROMELLO White	row-MELLO

SCOUTING THE WILDCATS

- Kentucky enters Tuesday's matchup with an 8-14 (7-8 SEC) record following a home loss to Florida (71-67) that snapped a three-game winning streak.
- The Wildcats have balanced scoring with six players averaging between 7-12 points per game.
- Brandon Boston Jr. leads Kentucky in scoring (12.0 ppg), steals (1.4 spg) and free throw percentage (80.6).
- Kentucky paces the SEC in blocks (6.2 per game) led by freshman Isaiah Jackson, the conference's leading shot blocker (2.7 per game).
- John Calipari is in his 29 season as a head coach, including his 12th season guiding Kentucky.

SERIES HISTORY

Tuesday's game will be the 122nd meeting between the two schools. The Wildcats hold a 108-13 lead in the series, but two of the Rebels' 13 all-time wins have come in the last 15 meetings. Ten of Ole Miss' victories over Kentucky have occurred in Oxford, but the Wildcats have won both contests in The Pavilion.

LAST TIME WE MET

Ole Miss saw its winning streak come to an end as a back-and-forth contest ended in favor of No. 12 Kentucky (Feb. 15, 2020). With seven lead changes over the final five minutes, the Wildcats made free throws down the stretch to hand the Rebels a heartbreaking 67-62 loss. Ole Miss played well defensively. Kentucky entered the game as the SEC's best three-point shooting team in conference play (37.5 percent), and the Rebels limited the Wildcats to just 2 of 22 (9.1 percent) from beyond the arc. The Rebels tallied nine steals led by three from **Devontae Shuler**. Breein Tyree scored a game-high 19 points to pace Ole Miss, while **KJ Buffen** recorded 13 points. Shuler added 11 of his own. Kentucky was led by Immanuel Quickley, who tallied 17 points. Nick Richards added 16 points, while Tyrese Maxey got some tough shots to go late and finished with 14 points.

NEW MONTH, NEW REBELS

Ole Miss found success during February, winning five of seven games during the month. After back-to-back road losses to Arkansas and Georgia to end January, the Rebels bounced back with a big victory over No. 10 Tennessee (Feb. 2). The narrow win provided a spark that Ole Miss took to the road, rallying from 14 down in the second half to beat Auburn 86-84 (Feb. 6) in overtime thanks to 30 points from **Romello White** and a buzzer-beater by **Devontae Shuler**. Ole Miss kept the momentum going when another top-10 team came into The Pavilion. The Rebels throttled No. 10 Missouri 80-59 (Feb. 10) for their second top-10 victory in eight days. Ole Miss then went on the road and took care of business, beating South Carolina 81-74 (Feb. 13). After a setback at home to MSU (Feb. 20), the Rebels bounced back with a Quadrant 1 win at No. 24 Missouri (Feb. 23).

ON THIS DATE

March 2, 2016: Stefan Moody finished with a career-high 43 points in a spectacular performance on Senior Night at The Pavilion to help Ole Miss beat Mississippi State 86-78. The 5-foot-10 guard scored more than 1,200 career points in less than two full seasons with the Rebels after transferring from a junior college. His final home game was one to remember. He finished 11 of 24 from the field, including 6 of 12 from beyond the arc. He was 15 of 18 at the charity stripe and also had six assists.

SETBACK IN THE MUSIC CITY

When **Devontae Shuler** and **Romello White** are scoring, the Rebels usually win. Shuler averages 17.3 ppg in wins, while White is scoring 12.2 ppg in victories. In losses, the averages drop to 14.4 ppg for Shuler and 9.5 ppg for White. However, the duo combined for 42 of the 70 points in Saturday's setback to Vanderbilt. Shuler had a game-high 25, his eighth 20-point game of the season, while White added 17 points. However, the Commodores knocked down 11 three-pointers and got 39 points from their bench to get the victory.

SUCCESS WITH SHULER

The Rebels usually go how their fourth-year senior goes. See how **Devontae Shuler's** stats compare between Ole Miss wins and losses.

	PPG	FG	FG%	3FG	3FG%	FT	FT%	APG	SPG
Wins	17.3	79-175	45.1	31-75	41.3	35-41	85.4	3.7	2.0
Losses	14.4	53-149	35.6	16-64	25.0	22-32	68.8	2.7	1.1

PROTECTING CRADDOCK COURT

Winning at home has been a trademark at Ole Miss. Over the past 15 seasons, the Rebels are 174-56 (.757 win pct.) in home games. In five-plus seasons (opened January 2016) playing in the \$96.5 million Pavilion at Ole Miss, the Rebels hold a 61-30 (.670) advantage against the opposition. Ole Miss has won 299 of its last 387 games (.773 win pct.) in Oxford dating back to the 1996-97 campaign. Under head coach **Kermit Davis**, the Rebels are 31-14 (.689 win pct.) at home.

BY THE NUMBERS

The Rebels' record is ...

- Overall. 13-10
- SEC Games 8-8
- Streak L1
- Overtime 1-0
- Home Overall (SEC) 8-4 (4-3)
- Road Overall (SEC) 5-6 (4-5)
- Neutral Games. 0-0
- vs. Ranked Opponents. 3-0

- Day Games 4-5
- Night Games (6 p.m. or later local) 9-5
- November Games 0-0
- December Games 5-2
- January Games 3-6
- February Games 5-2
- March Games 0-0

- Monday Games 1-0
- Tuesday Games 4-2
- Wednesday Games. 3-1
- Thursday Games 1-0
- Friday Games. 0-0
- Saturday Games 4-7
- Sunday Games. 0-0

- Red Jerseys 2-4
- Navy Jerseys 0-2
- White Jerseys. 8-2
- White Throwback Jerseys. 1-1
- Powder Blue Jerseys 2-1

Rebels' record when ...

- Leading at the half 11-2
- Tied at the half 0-0
- Behind at the half 2-8

- Scores 90 points or more 1-0
- Scores 80-89 points 4-0
- Scores 70-79 points 3-3
- Scores less than 70 points 5-7

- Out-rebounds opponent 9-5
- Out-rebounded by opponent 4-5
- Ties opponents in rebounds 0-0

- Shoots 50 percent or better 6-1
- Shoots between 40-49 percent 4-4
- Shoots under 40 percent 3-5
- Shoots 40 percent or better from 3-pt. 3-1
- Shoots between 30-40 percent from 3-pt. 4-5
- Shoots under 30 percent from 3-pt. 6-4
- Shoots 70 percent or better from FT line 8-3
- Shoots 60-69 percent from FT line 5-4
- Shoots under 60 percent from FT line 0-3
- Opp. shoots 50 percent or better 0-6
- Opp. shoots 40-49 percent 4-4
- Opp. shoots under 40 percent. 9-0
- Opp. shoots 40 percent or better from 3-pt. 4-7
- Opp. shoots between 30-40% from 3-pt. 4-2
- Opp. shoots under 30 percent from 3-pt. 5-1
- Commits 15 turnovers or more 6-5
- Commits less than 15 turnovers 7-5
- Forces 15 turnovers or more 10-6
- Forces less than 15 turnovers. 3-4
- Has less (or same) turnovers than opp. 11-8

OLE MISS IN NCAA/SEC STATS

TOP 100

	SEC	NCAA	Category (as of 3/1/21)
Ole Miss	8	88	Blocks (3.8)
Ole Miss	8	62	FT Attempts (455)
Ole Miss	9	78	FT Made (314)
Ole Miss	7	43	Offensive Rebounds (12.1)
Ole Miss	3	75	Rebound Margin (+3.8)
Ole Miss	2	34	Scoring Defense (63.9)
Ole Miss	6	98	Scoring Margin (+5.3)
Ole Miss	5	39	Steals (8.1)
Ole Miss	8	60	Total Blocks (87)
Ole Miss	7	91	Total Rebounds (828)
Ole Miss	4	27	Total Steals (186)
Ole Miss	2	49	Turnover Margin (+2.6)
Ole Miss	3	24	Turnovers Forced (16.4)
Shuler	5	87	Total 3FG Attempts (139)
Joiner	2	83	FT% (84.0)
Rodriguez	5	90	Steals (1.7)
Shuler	3	37	Total FG Attempts (324)
Shuler	5	91	Total Points (368)
Rodriguez	3	49	Total Steals (39)
Shuler	6	67	Total Steals (37)

SEC STATS

	SEC	Category (as of 3/2/21)
Ole Miss	13	Scoring Offense (69.2)
Ole Miss	2	Scoring Defense (63.9)
Ole Miss	6	Scoring Margin (+5.3)
Ole Miss	12	FT% (69.0)
Ole Miss	8	FG% (44.2)
Ole Miss	9	FG% Defense (42.6)
Ole Miss	14	3FG% (28.5)
Ole Miss	14	3FG% Defense (37.0)
Ole Miss	9	Rebounding Off. (36.0)
Ole Miss	3	Rebounding Def. (32.2)
Ole Miss	3	Rebounding Margin (+3.8)
Ole Miss	8	Blocks (3.8)
Ole Miss	11	Assists (12.3)
Ole Miss	5	Steals (8.1)
Ole Miss	2	Turnover Margin (+2.6)
Ole Miss	8	Assist/Turnover Ratio (0.9)
Ole Miss	7	Offensive Rebounds (12.1)
Ole Miss	12	Defensive Rebounds (23.9)
Ole Miss	3	Def. Rebound% (72.5)
Ole Miss	3	Off. Rebound% (34.3)
Ole Miss	14	3FG Made (5.1)
Shuler	9	Scoring (16.0)
Rodriguez	14	Rebounding (6.0)
White	19	Rebounding (5.7)
Shuler	9	Assists (3.3)
Joiner	2	FT% (84.0)
Rodriguez	5	Steals (1.7)
Shuler	9	Steals (1.6)
Shuler	6	3FG Made (2.0)
Shuler	8	Assist/Turnover Ratio (1.3)
Shuler	6	Minutes (33.2)

PAVILION ATTENDANCE

In accordance with the State of Mississippi's most recent executive order in response to COVID-19, capacity at The Pavilion at Ole Miss has been reduced to 10 percent for Rebel basketball games.

LOCKDOWN DEFENSE

Head coach **Kermit Davis** loves a team that plays good defense with toughness. The Rebels have put up some historical defensive numbers so far this season, while ranking 24th in turnovers forced (16.3 per game) and 27th in total steals (186).

- Has kept 10 opponents under 60 points, including five SEC foes and all three ranked teams
- With wins over Mississippi State (64-46) and Texas A&M (61-50), held SEC opponents to 50 points or less in back-to-back games for the first time since 1980
- Five games surrendering 50 points or less (first time since 2003-04 season)
- Has limited three SEC foes to 50 points or less, the first Ole Miss team since the 2000-01 Rebels that set a school record for wins (27) and advanced to the Sweet 16
- Kept first four opponents under 60 points, accomplishing the feat for the first time since the 1944-45 season (76 years)
- Fewest points allowed (316) over the first six games of the season since the 1980-81 campaign (307)

WINS OVER TOP-10 TEAMS

Ole Miss has 20 victories over top-10 teams throughout its history with two of them coming this season. Earning wins over No. 10 Tennessee (Feb. 2) and No. 10 Missouri (Feb. 10), the Rebels now have three top-10 victories in three seasons under **Kermit Davis**. Only Rod Barnes (5) and Bob Weltlich (4) have more top-10 wins as Ole Miss head coach.

RISING UP THE CAREER CHARTS

Playing in 120 games as a Rebel, senior guard **Devontae Shuler** continues to climb his way up the program record books. He already ranks top 10 in three categories and is five assists away from cracking his fourth top 10.

Career Record	Shuler	Rank	Next Up	Record Holder
Steals	179	3rd	2nd - Murphy Holloway (194)	Jason Smith (211)
3FG Attempted	505	8th	7th - Terence Davis (519)	Chris Warren (900)
3FG Made	172	9th	8th - Terence Davis (176)	Chris Warren (334)
Assists	314	--	10th - Eniel Polynice (319)	Sean Tuohy (830)
Points	1,275	24th	23rd - Jason Smith (1,286)	John Stroud (2,328)

SWEEPING NATIONALLY-RANKED MISSOURI

Ole Miss continued to dominate the series against the No. 24 Missouri Tigers. Two weeks ago, Ole Miss upset then-No. 10 Missouri 80-59 (Feb. 10). Making the trip to Columbia (Feb. 23), the Rebels led for most of the night before holding off a Tiger comeback for a 60-53 win. Here are several notes from the season sweep.

- Ole Miss improved to 3-0 against ranked teams this season, two of those wins against the Tigers.
- The Rebels beat the same ranked team twice in a season for the first time since the 1998-99 campaign (Arkansas).
- Ole Miss swept the season series and improved to 15-3 all-time against Missouri.
- Winning the first matchup, the Rebels collected their second victory over a top-10 team this season, earning multiple wins over top-10 teams for the first time since the 2001-02 campaign.
- The 21-point win in the opener was the largest margin of victory over a top-10 team since an 84-56 win over No. 6 Alabama (March 3, 2002).
- The Rebels shot 56.9 percent from the floor in the first game, their best field goal percentage in an SEC game since Feb. 7, 2015 (57.8 percent vs. Auburn).

SHULER TAKES COMMAND

With All-SEC guards Terence Davis and Breein Tyree graduated and both continuing their careers in the Toronto Raptors organization, **Devontae Shuler** has become the Rebels' leader. Shuler paces the team in scoring (16.0 ppg) and assists (3.3 per game), while producing eight 20-point games so far this season. He ranks in the SEC's top 10 in threes made (6th), assist/turnover ratio (8th), steals (9th), assists (9th) and points (9th). In the first win over Auburn (Jan. 6), Shuler's career-high 10 assists were the most by a Rebel since Jarvis Summers dished out 10 in the NCAA Tournament win over BYU (March 17, 2015). He scored 24 points against Georgia (Jan. 16) and followed up that performance with 22 points to lead the Rebels to a rivalry victory over MSU (Jan. 19). Coming through in the clutch, Shuler nailed a buzzer-beater, part of 26 points on the day, to lead Ole Miss to another win at Auburn (Feb. 6). He saved his best game as a Rebel when he returned to his home state of South Carolina, scoring a career-high 31 points in a victory over the Gamecocks (Feb. 13).

MELLO'S WORLD

Graduate transfer **Romello White** has brought his toughness and physicality to Oxford, dominating the post. The Arizona State transfer is averaging 11.0 ppg and 5.7 rpg. White has been a force down low, making 98 of his 148 attempts

for a 66.2 percent clip. That field goal percentage is on pace to break Marcus Hicks' school record (63.8 percent) set in 1999 (minimum 150 attempts). With 28 blocks over 23 games, White leads Ole Miss in blocks. Earning his first start as a Rebel, he made seven of his eight shot attempts on his way to a game-high 20 points versus UNCW (Dec. 12). It was the fourth 20-point game of White's collegiate career and the first since February 4, 2018 (at Washington State) when he was a freshman at Arizona State. In his first SEC Game, at Alabama (Dec. 29), White led Ole Miss with team highs in points (20) and rebounds (11). He saved his best game for the other SEC team from Alabama, exploding for a career-high 30 points to go along with 10 rebounds in the overtime victory at Auburn (Feb. 6). His 14 made field goals are the most by an SEC player this season. He became the first Rebel to record a double-double with at least 30 points since Justin Reed accomplished the feat in 2004. The performance marked the 18th double-double of White's career, his second in an Ole Miss uniform.

30-POINT REBELS

Devontae Shuler and **Romello White** have put together 30-point games this season. Shuler got his career-high 31 points in a homecoming victory at South Carolina (Feb. 13), while White recorded a career-high 30 points in an overtime win at Auburn one week earlier (Feb. 6). The duo joined a select group of Rebels who have produced 30-point games over the past decade: Deandre Burnett, Terence Davis, Zach Graham, Marshall Henderson, Stefan Moody, Dundercous Nelson, Breein Tyree and Chris Warren.

1K REBELS

Ole Miss is one of two teams (Oregon) in the country to have four 1,000-point scorers on its roster. **Jarkel Joiner** (1,092) was the latest Rebel to join the club with one of his first half jumpers at Arkansas (Jan. 27). **Devontae Shuler** (1,275) and **Romello White** (1,180) both cracked four digits in the SEC opener at Alabama (Dec. 29). **Dimencio Vaughn** also has 1,266 career points after recording 1,239 during his time at Rider.

HOMETOWN REB

No matter what his role is, starting in the backcourt or providing a spark off the bench, **Jarkel Joiner** makes an impact for his hometown team. In his first season in an Ole Miss uniform, the Oxford, Mississippi native has bumped his scoring average to 11.8 ppg during conference games, second only to fellow guard **Devontae Shuler** (16.2 ppg). He leads the team in free throw shooting, making 84.0 percent of his attempts to rank second in the SEC. In last week's win over No. 24 Missouri, Joiner went 8 for 8 at the free throw line which included a perfect 6 for 6 in the final minute to ice the game. Joiner came off the bench in the first four SEC contests before starting against Georgia (Jan. 16), leading to his best game as a Rebel. Knocking down 9 of 17 from the floor, Joiner scored a season-high 22 points. He added a game-high 21 points in a win over Texas A&M (Jan. 23), his second 20-point night over a three-game stretch. Joiner led the Rebels to another top-10 victory with a team-high 21 points versus No. 10 Missouri (Feb. 10).

SHULER STEALS

Senior **Devontae Shuler** is rising up the program's all-time steals list with 179 career steals. Getting one steal at Vanderbilt (Feb. 27), he moved into a tie with Eric Laird for third in Ole Miss history. Averaging 1.6 steals per game, Shuler ranks ninth in the SEC. After finishing second on the team in steals as a freshman (32), Shuler produced 56 steals his second year in Oxford, the most ever by an Ole Miss sophomore and seventh-most by any Rebel in a single season. He led the team last year as well, compiling 54 (1.7 per game) throughout the 2019-20 campaign.

LUIS GOT GAME

After going one full year without playing (season-ending foot injury on November 27, 2019), **Luis Rodriguez** has returned to become a leader for the Rebels. The Los Angeles, California, native paces the team in rebounds (6.0 per game) and steals (1.7 per game) to go along with 7.7 ppg. He is fifth in the SEC in steals with the help of 14 multi-steal games. In the win over UNCW (Dec. 12), Rodriguez produced his first career double-double with 14 points and 12 rebounds. He pulled down a career-high 14 rebounds at Dayton (Dec. 19), the most by a Rebel since Sebastian Saiz pulled down 15 in the NIT quarterfinals versus Georgia Tech (March 21, 2017). In the win over No. 10 Missouri (Feb. 10), Rodriguez scored a career-high 15 points to go along with a team-high six rebounds.

WINNING BIG

When the Rebels win, they usually win big.

- Nine of the team's 13 victories this season have been by double digits, including six by at least 18 points.
- Dating back to last season, 21 of the 28 wins are double-digit victories.

YEAR THREE OF THE DAVIS ERA

Kermit Davis is in his third season at the helm of Ole Miss Basketball. A nine-time conference coach of the year, Davis is 38th among active Division I head coaches with 451 career wins over 23 seasons, including stints at MT, Idaho and Texas A&M. In 26 seasons as a college basketball head coach, he has amassed 517 wins. Davis wasted no time making an impact in Oxford. With the Rebels coming off a last-place finish in 2017-18, the media picked Ole Miss to land at the bottom of the SEC standings again in 2018-19. However, the Rebels posted a 20-13 record to earn a spot in the NCAA Tournament for the first time in four years. With a return to March Madness for the sixth time in his career, Davis joined

CAREER RECORDS WATCH

SCORING

- 2,328 John Stroud (110 games, 1977-80)
- 2,078 Joe Harvell (114 games, 1990-93)
- 2,021 Chris Warren (115 games, 2008-11)
- 1,822 Carlos Clark (118 games, 1980-83)
- 1,805 Elston Turner (113 games, 1978-81)
- 1,797 Breein Tyree (130 games, 2017-Pres.)
- 1,785 Justin Reed (122 games, 2001-04)
- 1,682 Keith Carter (117 games, 1996-99)
- 1,629 Jarvis Summers (134 games, 2012-15)
- 1,601 Joe Gibbon (86 games, 1954-57)
- 1,564 Gerald Glass (60 games, 1989-90)
- 1,553 Don Kessinger (70 games, 1962-64)
- 1,512 Terence Davis (121 games, 2016-19)
- 1,505 Aaron Harper (123 games, 2001-04)
- 1,476 Murphy Holloway (132 games, 2009-13)
- 1,428 Ansu Sesay (110 games, 1995-98)
- 1,421 Eric Laird (110 games, 1982-85)
- 1,384 Jack Waters (71 games, 1959-61)
- 1,375 Tim Jumper (109 games, 1988-91)
- 1,313 Cob Jarvis (68 games, 1952-54)
- 1,294 Stefan Moody (65 games, 2015-16)
- 1,293 Marshall Henderson (66 games, 2013-14)
- 1,286 Jason Smith (118 games, 1996-99)
- 1,275 Devontae Shuler (120 games, 2018-Pres.)**
- 1,274 Zach Graham (135 games, 2008-11)
- 1,273 Sebastian Saiz (129 games, 2014-17)
- 1,259 B.L. "Country" Graham (76 games, 1936-38)
- 1,232 Dwayne Curtis (90 games, 2005-08)
- 1,216 Walter Actwood (103 games, 1974-77)
- 1,201 Rod Barnes (103 games, 1985-88)
- 1,160 Rahim Lockhart (123 games, 1998-2001)
- 1,159 Ken Turner (73 games, 1967-69)
- 1,137 Jack Marshall (105 games, 1946-50)
- 1,130 Joe Ayers (112 games, 1984-87)
- 1,105 Fred Cox (76 games, 1972-74)
- 1,095 Terrance Henry (132 games, 1999-2002)
- 1,072 Coolidge Ball (76 games, 1972-74)
- 1,066 Jason Harrison (132 games, 1999-2002)
- 1,046 Ron Coleman (71 games, 1968-70)
- 1,040 Denver Brackeen (42 games, 1954-55)

3-POINT FIELD GOALS MADE

- 334 Chris Warren (115 games, 2008-11)
- 278 Aaron Harper (123 games, 2001-04)
- 267 Marshall Henderson (66 games, 2013-14)
- 249 Keith Carter (117 games, 1996-99)
- 214 Joe Harvell (114 games, 1990-93)
- 206 Breein Tyree (130 games, 2017-Pres.)
- 181 Stefan Moody (65 games, 2015-16)
- 176 Terence Davis (121 games, 2016-19)
- 172 Devontae Shuler (120 games, 2018-Pres.)**
- 163 Jason Harrison (132 games, 1999-2002)

3-POINT FIELD GOALS ATTEMPTED

- 900 Chris Warren (115 games, 2008-11)
- 771 Marshall Henderson (66 games, 2013-14)
- 720 Aaron Harper (123 games, 2001-04)
- 686 Keith Carter (117 games, 1996-99)
- 581 Breein Tyree (130 games, 2017-Pres.)
- 528 Joe Harvell (114 games, 1990-93)
- 519 Terence Davis (121 games, 2016-19)
- 505 Devontae Shuler (120 games, 2018-Pres.)**
- 494 Stefan Moody (65 games, 2015-16)
- 454 Jason Harrison (132 games, 1999-2002)

STEALS

- 211 Jason Smith (118 games, 1996-99)
- 194 Murphy Holloway (132 games, 2009-13)
- 179 Eric Laird (110 games, 1982-85)
- 179 Devontae Shuler (120 games, 2018-Pres.)**
- 172 Jason Harrison (132 games, 1999-2002)
- 159 Gerald Glass (60 games, 1989-90)
- 157 Joe Ayers (112 games, 1984-87)
- 155 Elston Turner (113 games, 1979-81)
- 154 Rod Barnes (103 games, 1985-88)
- 148 Rahim Lockhart (123 games, 1998-2001)

a list of 63 coaches in college basketball history to take three different schools to the NCAA Tournament. Davis was named SEC Coach of the Year by his peers and the Associated Press, earning conference coach of the year accolades for the ninth time in his career. He became just the third active coach (Dana Altman, Bob Huggins) to be named coach of the year in four different conferences.

NEXT ON THE HARDWOOD

Ole Miss remains at home for the final game before the SEC Tournament. For the second consecutive Saturday, the Rebels face Vanderbilt. This time, the matchup takes place in The Pavilion on Senior Night (March 6). Tipoff is slated for 6 p.m. CT on SEC Network.

THROWBACK UNIFORMS

Ole Miss has special throwback uniforms in the rotation this season, honoring the 2000-01 team and its 20th anniversary of a run to the Sweet 16. Led by SEC Coach of the Year Rod Barnes along with All-SEC honorees Jason Harrison, Rahim Lockhart and Justin Reed, the Rebels went 27-8 to set a school record for wins in a single season. That mark included an 11-5 record in conference play for an SEC Western Division title. In the Big Dance, Ole Miss narrowly escaped past Iona 72-70 before upsetting No. 19 Notre Dame 59-56. Trailing to the Fighting Irish with 48 seconds to go and the shot clock winding down, Harrison nailed a three to give the Rebels the lead for good to put them in the Sweet 16 for the first time ever. The team's run ended with a loss to Arizona, the eventual national runner-up. The Rebels debuted the throwback uniforms in a victory over Texas A&M (Jan. 23).

RETURNING HOME

Reigning SEC Co-Player of the Week **Devontae Shuler** returned home and put on one of his best performances in a Rebel uniform. The Ole Miss Rebels held on late and earned their fourth straight victory, knocking off South Carolina 81-74 behind a career-high 31 points (8 of 13 FG) for the Irmo, South Carolina, native Shuler. He also added a team-high seven rebounds, while **Romello White** (14) and **KJ Buffen** (12) also scored in double figures. Here are some additional notes from the win over the Gamecocks.

- Ole Miss increased its winning streak to four games, the longest active streak in the SEC; it's the second four-game SEC winning streak in three seasons under **Kermit Davis**.
- In his return to his home state, Shuler scored a career-high 31 points; Shuler's scoring output was the most by a Rebel this season.
- It was the 10th consecutive game that Shuler reached double figures as well as his first 30-point game of his career.
- Ole Miss knocked down a season-high 34 free throws, going 34 of 44 from the line.
- It was the most free throws the Rebels made in a game since making 40 versus Georgia Southern (Nov. 17, 2015).
- Buffen's 12 points off the bench were his most since scoring 18 versus Wichita State (Jan. 2).
- The Rebels had 11 steals, recording at least 10 steals for the seventh time this season.

SHULER NAMED SEC PLAYER OF THE WEEK

After leading Ole Miss to a victory over No. 10 Tennessee and hitting the game-winning shot in a thrilling overtime win at Auburn, senior guard **Devontae Shuler** was named SEC Co-Player of the Week (Feb. 8). The conference office announced that Shuler and Missouri guard Dru Smith shared the weekly accolade. Shuler earned the honor for the first time in

SEC STANDINGS

	March 2				
	SEC	GB	Overall	Pct.	Streak
Alabama	14-2	--	19-6	.760	W1
Arkansas	11-4	2.5	19-5	.792	W6
Florida	9-5	4.0	13-6	.684	W3
LSU	9-6	4.5	14-8	.636	L2
Tennessee	9-7	5.0	16-7	.696	L1
Ole Miss	8-8	6.0	13-10	.565	L1
Missouri	7-7	6.0	14-7	.667	L1
Kentucky	7-8	6.5	8-14	.364	L1
Mississippi St.	7-9	7.0	13-12	.520	L1
Georgia	7-10	7.5	14-10	.583	L1
Auburn	6-10	8.0	12-13	.480	W1
Texas A&M	2-6	8.0	8-7	.533	W1
South Carolina	4-10	9.0	6-12	.333	W1
Vanderbilt	3-11	10.0	7-13	.350	W1

ASSOCIATED PRESS POLL

	March 1		
Rank	Team	Record	Points
1	Gonzaga (59)	24-0	1,571
2	Michigan (4)	18-1	1,512
3	Baylor	18-1	1,450
4	Illinois	18-6	1,350
5	Iowa	18-7	1,266
6	West Virginia	17-6	1,210
7	Ohio State	18-7	1,163
8	Alabama	19-6	1,130
9	Houston	20-3	1,109
10	Villanova	15-4	942
11	Florida State	14-4	897
12	Arkansas	19-5	847
13	Kansas	18-8	785
14	Creighton	17-6	669
15	Texas	14-7	650
16	Oklahoma	14-7	584
17	Oklahoma State	16-6	553
18	Texas Tech	15-8	494
19	San Diego State	19-4	406
20	Loyola Chicago	21-4	367
21	Virginia	15-6	362
22	Virginia Tech	15-5	335
23	Purdue	16-8	192
24	Colorado	19-7	150
25	Wisconsin	16-9	106

Receiving Votes: BYU 101; USC 88; Clemson 47; **Florida 24**; **Tennessee 19**; St. Bonaventure 16; Oregon 15; **Missouri 13**; **Wichita State 11**; Maryland 9; Toledo 8; UConn 5; Belmont 5; Winthrop 4; North Carolina; UCLA 2; Louisville; UC Santa Barbara 1; Drake 1.

USA TODAY COACHES POLL

	March 1		
Rank	Team	Record	Points
1	Gonzaga (31)	24-0	799
2	Michigan (1)	18-1	764
3	Baylor	18-1	733
4	Illinois	18-6	670
5	West Virginia	17-6	576
	Alabama	19-6	576
7	Houston	20-3	556
8	Iowa	18-7	554
9	Villanova	15-4	541
10	Ohio State	18-7	517
11	Florida State	14-4	485
12	Creighton	17-6	385
13	Arkansas	19-5	376
14	Kansas	18-8	359
15	Oklahoma	14-7	323
16	Texas	14-7	252
17	Oklahoma State	16-6	248
18	Texas Tech	15-8	240
19	Virginia Tech	15-5	224
20	Virginia	15-6	217
21	San Diego State	19-4	183
22	Loyola Chicago	21-4	179
23	Purdue	16-8	130
24	USC	19-6	119
25	Oregon	16-5	97

Receiving Votes: Wisconsin 43; Colorado 43; UCLA 25; BYU 25; **Wichita State 21**; Maryland 21; Drake 19; Clemson 18; **Florida 14**; UConn 14; **Missouri 12**; Belmont 11; **Tennessee 9**; Winthrop 6; North Carolina 6; Rutgers 3; Xavier 2; Louisville 2; Toledo 1; St. Bonaventure 1; Michigan State 1.

his career, coming through in the clutch to lead Ole Miss to a pair of huge SEC victories last week. First, Shuler recorded team highs in points (15) and rebounds (7) to propel the Rebels to an upset victory over No. 10 Tennessee (Feb. 2). Late in the second half, he went on his own 7-0 run to flip a three-point deficit into a four-point lead, one Ole Miss would not relinquish. Shuler's heroics continued Saturday (Feb. 6) as the senior guard hit the game-winning shot with 0.2 seconds to go in overtime at Auburn. Scoring 26 points, 23 of them coming in the second half and overtime, Shuler led a comeback in which the Rebels trailed by as many as 14 points in the second half. He also dished out a team-high four assists, grabbed six rebounds, and produced his ninth multi-steal game of the season. In the win over the Tigers, Shuler moved to fourth on the Ole Miss all-time list for career steals as well as cracked the career top 10 for three-pointers made.

WHAT A WIN

With 13 seconds left, **Kermit Davis** put the ball in his senior leader's hands and **Devontae Shuler** delivered. Shuler's buzzer-beating jumper lifted Ole Miss to an 86-84 overtime victory at Auburn (Feb. 6). For the second straight game, down as much as 14, the Rebels rallied from a double-digit second half deficit.

- The Rebels swept the season series with the Tigers.
- Ole Miss has won 14 of the past 18 against Auburn.
- The Rebels played their first OT game of the season.
- **Romello White** (30) and **Devontae Shuler** (26) combined for 56 of the Rebels' 86 points, becoming the first Ole Miss duo to score 25 points apiece since Chris Warren (27) and Terrico White (25) did it versus Kansas State at the Puerto Rico Tip-Off (Nov. 20, 2009).
- White scored a career-high 30 points on 14 of 18 shooting, surpassing his previous best of 25 when he was a freshman at Arizona State (Nov. 17, 2017 vs. Northern Arizona).
- White became the first Rebel to record a double-double with at least 30 points since Justin Reed recorded 32 points and 11 rebounds against South Carolina (Jan. 31, 2004).
- White's 30 points were the most points scored by a Rebel since Breein Tyree scored 40 vs. MSU last season (Feb. 11, 2020).
- White recorded his second double-double of the season and 18th for his career.
- White had a career-high four blocks, the most by a Rebel since Terence Davis in 2018.
- Shuler scored 26 points, 23 of them coming in the second half and overtime.
- **Robert Allen** tied a season-high with 12 points.

DOWN GOES NO. 10 TENNESSEE

The top two scoring defenses in the SEC put on a clinic last week (Feb. 2). Late heroics and a lockdown zone defense

GAME LEADERS

LED TEAM IN PTS:	LED TEAM IN BLOCKS:
Shuler13	White12
White4	Buffen7
Joiner4	Rodriguez7
Buffen3	Allen4
Crowley1	Sy3
Sy1	Joiner2
	Shuler2
	Murrell1
LED TEAM IN REBS:	DOUBLE-FIGURE REBS:
White8	Rodriguez2
Rodriguez6	White2
Buffen5	Crowley1
Allen2	
Shuler2	DOUBLE-DOUBLES:
Crowley1	White2
Joiner1	Rodriguez1
LED TEAM IN ASSISTS:	DOUBLE-FIGURE PTS:
Shuler13	Shuler18
Rodriguez7	Joiner12
Buffen5	White12
Joiner2	Rodriguez8
White2	Buffen8
Allen1	Allen3
Crowley1	Sy2
Murrell1	Crowley2
	Murrell1
LED TEAM IN STEALS:	20-POINT GAMES:
Rodriguez12	Shuler8
Shuler8	White3
Joiner6	Joiner3
Allen5	
Buffen5	30-POINT GAMES:
Crowley3	Shuler1
Murrell2	White1
Collum1	
Vaughn1	
White1	

SEASON HONORS

Devontae Shuler:

- Preseason Second Team All-SEC (Coaches)
- SEC Player of the Week (College Sports Madness - Jan. 25)
- SEC Player of the Week (Conference Office - Feb. 8)

GAME-BY-GAME STARTING LINEUPS

Opponent	Result	1	2	3	4	5
Jackson State	W, 80-45	Shuler	Joiner	Rodriguez	Buffen	Sy
UNCW	W, 78-58	Shuler	Joiner	Rodriguez	Buffen	White
Central Arkansas	W, 68-54	Shuler	Joiner	Rodriguez	Buffen	White
at Middle Tennessee	W, 70-51	Shuler	Joiner	Rodriguez	Buffen	White
at Dayton	L, 62-65	Shuler	Joiner	Rodriguez	Buffen	White
UT Martin	W, 90-43	Shuler	Joiner	Rodriguez	Buffen	Allen
at Alabama	L, 64-82	Shuler	Crowley	Rodriguez	Buffen	White
Wichita State	L, 79-83	Shuler	Joiner	Rodriguez	Buffen	White
Auburn	W, 72-61	Shuler	Murrell	Rodriguez	Buffen	White
LSU	L, 61-75	Shuler	Murrell	Rodriguez	Buffen	White
at Florida	L, 63-72	Shuler	Crowley	Rodriguez	Buffen	Sy
Georgia	L, 74-78	Shuler	Joiner	Rodriguez	Buffen	White
at Mississippi St.	W, 64-46	Shuler	Joiner	Rodriguez	Buffen	White
Texas A&M	W, 61-50	Shuler	Joiner	Rodriguez	Buffen	White
at Arkansas	L, 59-74	Shuler	Joiner	Rodriguez	Buffen	White
at Georgia	L, 61-71	Shuler	Joiner	Rodriguez	Allen	White
#10 Tennessee	W, 52-50	Shuler	Joiner	Rodriguez	Allen	White
at Auburn	W, 86-84 (OT)	Shuler	Joiner	Rodriguez	Allen	White
#10 Missouri	W, 80-59	Shuler	Joiner	Rodriguez	Allen	White
at South Carolina	W, 81-74	Shuler	Joiner	Rodriguez	Allen	White
Mississippi St.	L, 56-66	Shuler	Joiner	Rodriguez	Allen	White
at #24 Missouri	W, 60-53	Shuler	Joiner	Rodriguez	Buffen	White
at Vanderbilt	L, 70-75	Shuler	Joiner	Rodriguez	Buffen	White

BY THE NUMBERS (UNDER DAVIS)

The Rebels' record is ...

- Overall 48-40
- SEC Games 24-28
- Overtime 1-2
- Home Overall (SEC) 31-14 (14-11)
- Road Overall (SEC) 12-21 (10-17)
- Neutral Games 5-5
- vs. Ranked Opponents 5-11

- Day Games 22-15
- Night Games (6 p.m. or later local) 26-25
- November Games 9-4
- December Games 15-3
- January Games 8-17
- February Games 14-10
- March Games 2-6

- Monday Games 1-0
- Tuesday Games 8-13
- Wednesday Games 11-4
- Thursday Games 1-1
- Friday Games 4-3
- Saturday Games 21-19
- Sunday Games 2-0

- Red Jerseys 6-10
- Navy Jerseys 4-9
- White Jerseys 24-11
- White Throwback Jerseys 1-1
- Gray Jerseys 9-4
- Powder Blue Jerseys 4-5

Rebels' record when ...

- Leading at the half 40-11
- Tied at the half 0-2
- Behind at the half 8-27

- Scores 90 points or more 4-0
- Scores 80-89 points 20-3
- Scores 70-79 points 14-13
- Scores less than 70 points 10-24

- Out-rebounds opponent 33-13
- Out-rebounded by opponent 14-24
- Ties opponents in rebounds 1-3

- Shoots 50 percent or better 22-3
- Shoots between 40-49 percent 21-20
- Shoots under 40 percent 5-17
- Shoots 40 percent or better from 3-pt. 14-4
- Shoots between 30-40 percent from 3-pt. 24-16
- Shoots under 30 percent from 3-pt. 10-20
- Shoots 70 percent or better from FT line 34-22
- Shoots 60-69 percent from FT line 12-7
- Shoots under 60 percent from FT line 2-11
- Opp. shoots 50 percent or better 2-16
- Opp. shoots 40-49 percent 22-19
- Opp. shoots under 40 percent 24-5
- Opp. shoots 40 percent or better from 3-pt. 11-21
- Opp. shoots between 30-40% from 3-pt. 17-6
- Opp. shoots under 30 percent from 3-pt. 20-13
- Commits 15 turnovers or more 14-20
- Commits less than 15 turnovers 34-20
- Forces 15 turnovers or more 30-12
- Forces less than 15 turnovers 18-28
- Has less (or same) turnovers than opp. 38-16

allowed Ole Miss to erase an 11-point second half deficit and upset the No. 10 ranked Tennessee Volunteers 52-50 at The Pavilion. Here are some highlights from the big victory.

- Ole Miss picked up its third top 15 win under **Kermit Davis**.
- The Rebels snapped a five-game losing skid to the Volunteers.
- Tennessee became the fifth Ole Miss opponent to score 50 points or less this season.
- The Rebels improved to 8-0 when limiting opponents to under 40 percent shooting from the field.
- Ole Miss kept Tennessee without a field goal from 13:09 in the second half to 42 seconds left in the game, a span of 12:27.
- The Rebels forced at least 15 turnovers for the 14th time this season.
- Ole Miss held Tennessee to 5 of 20 (25.0 percent) from the field in the second half.
- The Rebels outscored the Vols 30-10 in the paint.
- **Luis Rodriguez** produced his 12th multi-steal game of the season.
- **Robert Allen** recorded his fourth consecutive multi-steal game.
- It was Ole Miss' first single-digit win of the season; the previous eight were by at least 11 points.

NUGGETS FROM THE FIRST WIN OVER AUBURN

- Ole Miss beat Auburn 72-61 in its SEC home opener (Jan. 6), beating the Tigers for the 13th time in the past 17 matchups.
- The Rebel bench outscored Auburn's bench 34-9.
- **Devontae Shuler** dished out 10 assists, the most by a Rebel since Jarvis Summers had 10 in the NCAA Tournament First Four game versus BYU (March 17, 2015).
- **Khadim Sy** scored a team-high 13 points off the bench; Sy had 13 points on the season entering the game.
- Sy went 3 for 3 from beyond the arc for a new career high in threes made; he came into the game 8 of 29 (27.6 percent) for his career.
- **Austin Crowley** brought down a team-high 10 rebounds off the bench, easily passing his previous career high of four; he also added a career-high four steals.
- Freshman **Matthew Murrell** made his first career start.

INSIDE THE RIVALRY VICTORY

Ole Miss had a big road win over rival Mississippi State in the first matchup of the season (Jan. 19). Here are some other notable nuggets from the 64-46 victory.

- Ole Miss beat MSU for the 11th time in the past 15 matchups.
- The 46 points were the fewest the Rebels have allowed in the rivalry since Feb. 25, 1995.
- It was also the fewest Ole Miss has allowed in an SEC game since Feb. 6, 2004 (55-45 win over Arkansas).
- At the time, it was just the 12th time over the past 20 seasons that the Rebels kept an SEC opponent under 50 points, including just the third time it happened on the road.
- **Devontae Shuler** scored a game-high 22 points.
- Oxford, Mississippi, native **Jarkel Joiner** added 12 points in his first taste of the rivalry.
- **Dimencio Vaughn** scored seven points off the bench, his most as a Rebel.

LATE START

Due to the COVID-19 pandemic, the start of the college basketball season was pushed back to November 25. Then, the virus hit the Rebels, forcing the cancellation of the Justin Reed Ole Miss Classic (Nov. 25-27) as well as a matchup against Memphis (Dec. 5). The program paused team activities until December 7. When the Rebels tipped off their season Dec. 10, Ole Miss was the final Power 5 team (ACC, Big Ten, Big 12, Pac-12, SEC) to start its season. Ole Miss wasted no time in getting games in, playing four over a one-week span. The Rebels' first six games were over 13 days.

NUGGETS FROM THE WIN OVER UT MARTIN - DEC. 22

- The Rebels' 47-point win was the largest margin of victory since a 92-45 victory over Morris Brown (Nov. 28, 2001).
- Ole Miss held a 45-21 advantage on the glass; the +24 rebounding margin was the best since a +25 rebounding margin exactly 12 years ago (Dec. 22, 2008 vs. Florida A&M).
- UT Martin's 43 points tied for the fewest allowed by the Rebels under **Kermit Davis**, matching his Ole Miss coaching debut (Nov. 8, 2019 against Arkansas State).
- The Rebels shot a season-best 59.3 percent from the floor, while making a season-high nine threes.
- **KJ Buffen** and **Jarkel Joiner** scored in double figures for the third straight game, tallying a game-high 16 points apiece (season highs for both Rebels).
- **Matthew Murrell** scored a career-high 13 points off the bench.
- **Austin Crowley** matched his career high in points with 11.

DOMINATING DEFENSE

Ole Miss put together a dominating defensive performance in the victory over UT Martin (Dec. 22), holding the Skyhawks to 43 points. It tied for the lowest opposing output by a **Kermit Davis**-coach Ole Miss squad alongside last season's opener versus Arkansas State (43). The 43 points were tied for the fifth-fewest by an Ole Miss opponent over the last 21 years, and it marked the 14th time the Rebels held an opponent to 45 points or less during that span, including the

second this season.

Points	Opponent	Date
33	LSU	Feb. 7, 2001
38	Southern	Nov. 20, 2014
38	Arkansas-Pine Bluff	Dec. 28, 2002
41	Nicholls	Jan. 3, 2009
43	UT Martin	Dec. 22, 2020
43	Arkansas State	Nov. 8, 2019
43	Nicholls	Dec. 15, 2005
43	ULM	Nov. 29, 2005
43	ULM	Dec. 3, 2001
44	Alabama State	Dec. 30, 2003
45	Jackson State	Dec. 10, 2020
45	Lipscomb	Nov. 23, 2012
45	Arkansas	March 6, 2004
45	Morris Brown	Nov. 28, 2001

HOT HANDS

First it was **Devontae Shuler**, making nine of his 10 shot attempts (90 percent) for 23 points to lead Ole Miss to a victory over Jackson State (Dec. 10). **Romello White** followed his teammate with a 20-point game versus UNCW (Dec. 12), going 7 of 8 (87.5 percent) from the floor. It marked the first time in at least the past 25 years that Ole Miss had a pair of Rebels shoot 87.5 percent or better (minimum five attempts) in back-to-back games. White matched his performance at Middle Tennessee (Dec. 16), making 7 of 8 shots on his way to a team-high 16 points. **KJ Buffen** became the latest Rebel to have an impressive shooting performance, going 7 of 8 against UT Martin (Dec. 22) for a game-high 16 points.

DEVONTAE'S BIG NIGHT

In the season opener, **Devontae Shuler** scored a game-high 23 points, making 9 of 10 from the field with a career-high five three-pointers. It was a Rebel's best field goal percentage in a game (minimum 10 shots) since Marcanvis Hymon went 10 of 11 (90.9 percent) against Towson (Nov. 20, 2015). Shuler also became the first Rebel this century to not miss a three (5 of 5) when shooting at least five of them.

SHULER TABBED PRESEASON SECOND TEAM ALL-SEC

For the second consecutive season, **Devontae Shuler** was named Preseason All-SEC by the conference coaches. After ranking fifth in the SEC in steals (1.7 per game) and assist/turnover ratio (1.7) a season ago, one of only two players conference-wide to finish top five in both categories, Shuler was tabbed Second Team All-SEC heading into his senior season. Shuler, the only fourth-year senior on the team, is the Rebels' leading returning scorer (11.7 ppg) following the graduation of First Team All-SEC honoree Breein Tyree (19.7 ppg). Along with pacing Ole Miss in steals on the defensive end of the court, he also produced a team-best 3.3 assists per game. The Irmo, South Carolina, native put together five 20-point games throughout the 2019-20 season, including a career-high 28 points at LSU (Feb. 1).

UNDERRATED REBELS

For the SEC's annual preseason poll, a panel consisting of SEC and national media members picked the Rebels to finish ninth in the conference standings this season. That shouldn't worry Ole Miss fans, as the Rebels have placed higher than the media's projection in seven of the last nine seasons since the SEC went away from the divisional format. That includes the 2018-19 campaign when Ole Miss was predicted to finish last in the SEC, only to tie for sixth and return to the NCAA Tournament under first year head coach and 2019 SEC Coach of the Year **Kermit Davis**.

NEW, BUT EXPERIENCED BUNCH

The Rebels have several new faces on this year's team, but that doesn't mean they don't lack experience. Four of the six newcomers are transfers, making the Rebels the most experienced team in the SEC in terms of Division I minutes (15,861) entering the 2020-21 season. Graduate transfers **Dimencio Vaughn** (Rider) and **Romello White** (Arizona State) played three seasons apiece at their previous schools, while **Robert Allen** (Samford) and **Jarkel Joiner** (CSU Bakersfield) already boast two years of experience at the Division I level.

GREAT GRAD TRANSFERS

Ole Miss added a pair of superb grad transfers in **Dimencio Vaughn** (Rider) and **Romello White** (Arizona State). Vaughn rated as high as the No. 4 graduate transfer according to 247Sports, while White ranked fourth on ESPN's grad transfer list. Over 95 games for the Broncos, Vaughn scored 1,239 points and shot 47.4 percent from the floor while earning First Team All-MAAC honors twice. This past season, Vaughn averaged a team-high 14.8 points per game and 6.6 rebounds per game to rank fifth in the conference in both categories. The New York City native added 1.8 steals per game to lead the Broncos (second in the league), and his 48.4 field goal percentage ranked eighth in the MAAC. Over three seasons at Arizona State, White started 92 of the 95 games he played for the Sun Devils. He tallied 927 points during his ASU career, averaging 9.8 ppg and shooting 60.5 percent from the floor (second on the program's all-time list). During the 2019-20 campaign, White ranked second in the Pac-12 with 8.8 rebounds per game.

OXFORD'S OWN

Having to sit out a year after transferring from CSU Bakersfield, it's been a long wait for **Jarkel Joiner** to play for his hometown school. Joiner brings an electric game to the Ole Miss backcourt, having led the WAC in scoring (18.6 ppg) and breaking the CSU Bakersfield single season scoring record (532 points) during the 2018-19 campaign. Before taking his talents out west, Joiner starred in Ole Miss' backyard at Oxford High School. As a senior, he ranked fourth in the nation in scoring (36.5 ppg) to lead the Chargers to the state semifinals. Joiner was often found throwing alley-oops to fellow Oxford native and current Seattle Seahawks wide receiver D.K. Metcalf.

REPLACING TYREE

The Rebels have a big void to fill with the graduation of Breein Tyree. The Somerset, New Jersey, native ranked second in the SEC in scoring a season ago by averaging 19.7 ppg (36th nationally). Tyree put the team on his back at times, producing 15 games of at least 20 points that included a career-high 40 points against rival Mississippi State (Feb. 11).

Earning First Team All-SEC accolades twice, Tyree etched his name in the Ole Miss record book for several categories.

Category	Rank	Stat
Points	6th	1,797
3-Pointers Made	6th	207
Free Throws Made	9th	384
Field Goals Made	10th	603
Assists	10th	325
Minutes Played	10th	3,634

LUIS IS BACK

Luis Rodriguez saw his 2019-20 campaign cut short just five games into the season, suffering a foot fracture during a pregame shootaround. At the time, he was a starter and ranked second on the team in rebounds (5.2 per game). The Los Angeles, California, native is back this season and was even granted a medical hardship by the NCAA, retaining his sophomore status.

ALLEN GRANTED IMMEDIATE ELIGIBILITY

After transferring to Ole Miss from Samford in the spring, forward **Robert Allen** was declared immediately eligible for the 2020-21 season. Allen was one of Samford's leading scorers and rebounders over a pair of seasons. Playing 65 games for the Bulldogs, he averaged 12.0 ppg and 7.7 rebounds per game to go along with 11 double-doubles. Wrapping up his sophomore season, Allen finished with a team-high 43 blocks through 32 games. He scored 14.1 ppg and pulled down 7.0 rpg, ranking second on the team in both categories. His 1.3 blocks per game was third in the Southern Conference, while his rebounding average ranked fifth.

MARSHALL HENDERSON RETURNS TO OLE MISS

One of the most popular players in Ole Miss basketball history returned to campus when head coach **Kermit Davis** announced the addition of Marshall Henderson to his staff in August. Henderson, who led the Rebels to a SEC Tournament title and NCAA Tournament appearance in 2013, is serving as a graduate manager. In just two years in Oxford, Henderson quickly became a fan favorite. He gained national recognition for his intensity on the court and his sharp shooting from beyond the arc. Henderson made at least one three-pointer in all 66 games as a Rebel, setting an SEC record. He tallied 1,293 points, 21st in program history, and his scoring average (19.6 ppg) ranks seventh in the Ole Miss record books. Henderson made more threes than any other Rebel in a single season, draining 138 as a junior (SEC record at the time) before knocking down another 129 as a senior to earn All-SEC honors both seasons. The Hurst, Texas, native sits third all-time in three-pointers made (267) and free throw percentage (.857) over his career. After college, Henderson spent five years playing professionally before getting into coaching. He signed with the Sacramento Kings prior to the 2015-16 season and joined the organization's NBA D League team, the Reno Bighorns (now called the Stockton Kings competing in the NBA G League). Henderson took his talents outside of the United States as well, playing in China, Italy, Iraq and Qatar. Making the transition to coaching, Henderson started at Birdville High School (North Richland Hills, Texas) in 2018. Last year, he was an assistant coach at Thomas University, an NAIA school in Georgia.

ANOTHER HISTORIC SIGNING CLASS

Kermit Davis announced the addition of three talented prospects on National Signing Day (Nov. 11). **Daeshun Ruffin**, **Grant Slatten** and **James White** all signed National Letters of Intent on the first day of the early signing period, planning to join the Rebels for the 2021-22 season. Davis and his coaching staff (**Win Case**, **Ronnie Hamilton**, **Levi Watkins**) continue to bring in the highest-ranked recruits Ole Miss has ever seen, putting together another top-30 class.

- Ruffin: One year after **Matthew Murrell** became the highest ranked prospect in program history (No. 39 according to ESPN and 247Sports Composite Rankings), Davis and company signed Ruffin (No. 21 on ESPN's Top 100). Averaging 26.9 ppg and 4.9 rpg throughout the season, including scoring at least 30 points in 11 games, he was tabbed the 2020 Mississippi Gatorade Player of the Year.

- Slatten: Ranked the No. 7 player in the state of Tennessee, Slatten has already scored more than 2,000 points over his career at White County High School. The 3-star guard averaged 26.8 ppg, 5.5 rpg and 3.9 apg as a junior, leading his team to a district championship.

- White: Another 6-foot-5 guard just like Slatten, White is a preseason all-state guard entering his senior season after earning all-state honors last year. He is the No. 9 player in the state of Georgia, according to 247Sports, as a scoring machine, tallying 724 points (24.1 ppg) during his junior campaign to rank among the state's top five scorers.

THE PAVILION RECORD BOOK

INDIVIDUAL (OLE MISS)

Points:	43	Stefan Moody vs. Mississippi St. (3-3-16)
FG att:	25	Stefan Moody vs. Vanderbilt (2-6-16)
FG made:	13	2x, MR: Breein Tyree vs. Mississippi St. (2-11-20)
3-pt att:	15	Stefan Moody vs. Vanderbilt (2-6-16)
3-pt made:	8	Breein Tyree vs. Middle Tennessee (12-14-19)
FT att:	18	3x, MR: Devontae Shuler vs. No. 16 Auburn (1-28-20)
FT made:	15	2x, MR: Stefan Moody vs. Mississippi St. (3-3-16)
Rebounds:	19	Sebastian Saiz vs. UMass (11-14-16)
Assists:	10	Devontae Shuler vs. Auburn (1-6-21)
Blocks:	6	Sebastian Saiz vs. Bradley (12-19-16)
Steals:	7	2x, MR: Terence Davis vs. Texas A&M (2-6-19)

INDIVIDUAL (OPPONENT)

Points:	34	2x, MR: Isaiah Joe, Arkansas (1-11-20)
FG att:	24	Bryce Brown, No. 10 Auburn (1-9-19)
FG made:	12	Malik Monk, No. 8 Kentucky (12-29-16)
3-pt att:	19	Bryce Brown, No. 10 Auburn (1-9-19)
3-pt made:	7	4x, MR: Isaiah Joe, Arkansas (1-11-20)
FT att:	18	Keith Stone, Florida (1-13-18)
FT made:	13	Keith Stone, Florida (1-13-18)
Rebounds:	13	3x, MR: Jontay Porter, Missouri (2-6-18)
Assists:	11	Isaiah Briscoe, No. 8 Kentucky (12-29-16)
Blocks:	8	Clevon Brown, Vanderbilt (3-3-18)
Steals:	5	J.J. Frazier, Georgia (1-9-16)

TEAM (OLE MISS)

Points:	97	2x, MR: vs. Illinois State (12-16-17)
Few points:	47	vs. Georgia (1-11-17)
FG att:	73	2x, MR: vs. Illinois State (12-16-17)
FG made:	36	vs. South Dakota State (11-28-17)
FG pct:	61.5	vs. Chattanooga (12-16-18)
3-pt att:	33	2x, MR: vs. Montana (11-24-16)
3-pt made:	14	2x, MR: vs. Middle Tennessee (12-14-19)
3-pt pct:	63.6	14-22 vs. Middle Tennessee (12-14-19)
FT att:	46	vs. UMass (11-14-16)
FT made:	33	vs. UMass (11-14-16)
FT pct:	96.2	25-26 vs. Arkansas (1-11-20)
Rebounds:	50	2x, MR: Tennessee (1-17-17)
Assists:	26	vs. Vanderbilt (2-29-20)
Blocks:	13	vs. Bradley (12-19-16)
Steals:	15	vs. Western Michigan (11-10-18)

TEAM (OPPONENT)

Points:	103	Alabama (2-22-20)
Few points:	43	2x, MR: UT Martin (12-22-20)
FG att:	74	2x, MR: South Dakota State (11-28-17)
FG made:	38	No. 24 Iowa State (1-26-19)
FG pct:	69.1	No. 24 Iowa State (1-26-19)
3-pt att:	41	South Dakota State (11-28-17)
3-pt made:	18	South Dakota State (11-28-17)
3-pt pct:	60.0	Georgia (1-16-21)
FT att:	36	2x, MR: No. 16 Auburn (1-28-20)
FT made:	26	2x, MR: No. 16 Auburn (1-28-20)
FT pct:	90.9	10-11, Florida (2-8-20)
Rebounds:	49	2x, MR: Illinois State (12-16-17)
Assists:	26	No. 24 Iowa State (1-26-19)
Blocks:	8	2x, MR: Vanderbilt (3-3-18)
Steals:	12	Mississippi State (3-3-16)

THE PAVILION AT OLE MISS FAQs

What is the official name of The Pavilion?

The official name is The Pavilion at Ole Miss.

Does The Pavilion have a nickname like the Tad Pad?

No, the name of the facility is The Pavilion at Ole Miss, or simply The Pavilion.

When did The Pavilion at Ole Miss open?

January 7, 2016

What was the total cost?

\$96.5 million

Where is media parking?

Media parking for the 2020-21 season will be in the parking garage and will be distributed on a game-by-game basis.

Where is the media entrance?

The media will-call table is located in the southwest corner of The Pavilion. For those parking inside the garage, media will-call is located on the concourse level of the parking garage (C on elevators). The media entrance will open 1.5 hours prior to tipoff.

Where is the media workroom?

In The Pavilion, the workroom is located in the southwest corner of the floor level through the visiting team tunnel. However, due to COVID-19 protocols, the media workroom is close for the 2020-21 season.

Where is the media seating?

Media seating is located in the at the top of section 101 in the southwest corner of The Pavilion.

How do I obtain media credentials for games at the Pavilion?

Media credentials may be requested through the Athletics Communications Office for game credentials. Requests for credentials should be emailed to Adam Kuffner (kuffner@olemiss.edu) and will be limited to working members of the media.

Where are the scouting seats located?

Scouting seats are available in the media seating area at the top of section 101. Additional seating may be purchased by contacting Adam Kuffner in the Athletics Communications office.

What is the postgame interview policy?

Both team locker rooms are CLOSED to the media following the game. Ole Miss head coach Kermit Davis will address the media approximately 10 minutes after the game via Zoom. Selected players will be brought onto the Zoom call following Coach Davis. Visiting coach and player interviews will be coordinated through the visiting team's communications contact.

THE PAVILION QUICK FACTS

Arena Name	The Pavilion at Ole Miss
Ground Breaking	July 31, 2014
Opening Date	Jan. 7, 2016
Capacity	9,500
Record Crowd	9,500 (9 times)
All-Time Record	61-30 (.670)
Current Streak	L1
Longest Winning Streak	W7

THE PAVILION FIRSTS

First Game	vs. Alabama (1/7/16)
First Win	vs. Alabama (1/7/16)
First Overtime Game	vs. USC (1/19/16)
First Point	Tomasz Gielo (3FG, 19:11/1H)
First FG	Tomasz Gielo (3FG, 19:11/1H)
First 3-Pointer	Tomasz Gielo (19:11/1H)
First Dunk	Jimmie Taylor, Alabama (11:0/1H)
First Dunk (OM)	Sebastian Saiz (17:09/2H)

GAME-BY-GAME STATS

OPPONENT	1H-2H-F	FG-FGA	PCT	3P-3PA	PCT	FT-FTA	PCT	OF-DF-TotRb	A	TO	BLK	STL
Jackson State	12-33-45	15-50	30.0	2-10	20.0	13-18	72.2	16-25-41	4	26	3	8
OLE MISS	41-39-80	29-61	47.5	8-21	38.1	14-19	73.7	11-24-35	21	12	5	9
UNCW	18-40-58	21-51	41.2	9-21	42.9	7-13	53.8	8-18-26	13	19	1	8
OLE MISS	38-40-78	30-58	51.7	4-15	26.7	14-21	66.7	15-25-40	17	15	5	8
Central Arkansas	23-31-54	17-48	35.4	4-16	25.0	16-21	76.2	7-32-39	11	22	0	3
OLE MISS	35-33-68	22-65	33.8	4-25	16.0	20-26	76.9	16-27-43	14	10	6	8
OLE MISS	32-38-70	28-51	54.9	2-14	14.3	12-19	63.2	4-31-35	7	17	2	11
Middle Tennessee	22-29-51	17-57	29.8	5-22	22.7	12-15	80.0	11-25-46	4	19	2	5
OLE MISS	31-31-62	24-59	40.7	7-21	33.3	7-12	58.3	15-26-41	9	17	4	4
Dayton	24-41-65	23-45	51.1	8-15	53.3	11-18	61.1	2-22-24	11	17	2	8
UT Martin	19-24-43	17-56	30.4	6-20	30.0	3-6	50.0	7-14-21	10	20	3	7
OLE MISS	47-43-90	35-59	59.3	9-22	40.9	11-16	68.8	12-33-45	25	16	5	7
OLE MISS	34-30-64	22-65	33.8	1-13	7.7	19-35	54.3	19-28-47	3	17	3	7
Alabama	43-39-82	28-65	43.1	12-37	32.4	14-24	58.3	14-32-46	15	15	5	6
Wichita State	39-44-83	26-50	52.0	9-20	45.0	22-26	84.6	9-27-36	14	16	1	2
OLE MISS	41-38-79	28-66	42.4	9-26	34.6	14-20	70.0	15-18-33	17	9	1	9
Auburn	29-32-61	22-61	36.1	10-33	33.3	7-9	77.9	13-24-37	13	16	2	7
OLE MISS	43-29-72	27-59	45.8	7-23	30.4	11-13	84.6	8-27-35	17	11	5	11
LSU	39-36-75	27-56	48.2	8-21	38.1	13-16	81.3	10-25-35	15	16	3	11
OLE MISS	21-40-61	17-48	35.4	8-26	30.8	19-28	67.9	11-21-32	11	20	4	11
OLE MISS	31-32-63	23-60	38.3	6-14	42.9	11-15	73.3	10-21-31	8	8	3	4
Florida	33-39-72	22-51	43.1	6-14	42.9	22-26	84.6	10-29-39	9	10	10	6
Georgia	29-49-78	27-46	58.7	9-15	60.0	15-17	88.2	3-21-24	18	16	1	7
OLE MISS	28-46-74	31-61	50.8	7-22	31.8	5-15	33.3	16-17-33	19	15	1	6
OLE MISS	29-35-64	26-57	45.6	5-18	27.8	7-8	87.5	9-28-37	10	10	5	10
Mississippi St.	21-25-46	18-52	34.6	4-14	28.6	6-10	60.0	8-23-31	12	12	5	6
Texas A&M	28-22-50	20-51	39.2	5-21	23.8	5-8	62.5	8-23-31	14	18	3	5
OLE MISS	31-30-61	19-43	44.2	5-17	29.4	18-29	62.1	8-24-32	12	15	5	10
OLE MISS	25-34-59	25-57	43.9	1-16	6.3	8-12	66.7	8-21-29	9	9	6	8
Arkansas	37-37-74	26-54	48.1	7-17	41.2	15-21	71.4	11-26-37	12	12	6	6
OLE MISS	34-27-61	23-64	35.9	2-13	15.4	13-19	68.4	23-17-40	6	16	4	12
Georgia	37-34-71	26-47	55.3	9-18	50.0	10-20	50.0	10-20-30	16	19	3	6
#10 Tennessee	28-22-50	16-45	35.6	8-19	42.1	10-16	62.5	5-25-30	14	16	4	6
OLE MISS	23-29-52	20-51	39.2	3-12	25.0	9-14	64.3	10-27-37	7	17	2	8
OLE MISS	34-38-14-86	33-66	50.0	6-19	31.6	14-17	82.4	12-23-35	13	14	5	9
Auburn	40-32-12-84	30-63	47.6	12-29	41.4	12-18	66.7	13-21-34	23	17	5	7

GAME-BY-GAME STATS

OPPONENT	1H-2H-F	FG-FGA	PCT	3P-3PA	PCT	FT-FTA	PCT	OF-DF-TotRb	A	TO	BLK	STL
#10 Missouri	37-22-59	23-47	48.9	8-19	42.1	5-15	33.3	5-14-19	15	12	2	6
OLE MISS	42-38-80	29-51	56.9	8-20	40.0	14-17	82.4	9-25-34	21	12	3	9
OLE MISS	36-45-81	22-44	50.0	3-10	30.0	34-44	77.3	7-23-30	11	20	3	11
South Carolina	28-46-74	23-57	40.4	6-18	33.3	22-29	75.9	11-20-31	12	19	3	14
Mississippi State	31-35-66	25-49	51.0	2-9	22.2	14-18	77.8	9-23-32	15	14	2	8
OLE MISS	25-31-56	21-55	38.2	5-19	26.3	9-11	81.8	12-18-30	10	14	5	4
OLE MISS	33-27-60	21-55	38.2	3-11	27.3	15-19	78.9	15-26-41	8	13	1	5
#24 Missouri	24-29-53	20-57	35.1	7-23	30.4	6-11	54.5	13-19-32	14	13	6	7
OLE MISS	32-38-70	25-57	43.9	4-13	30.8	16-26	61.5	13-20-33	8	9	4	5
Vanderbilt	34-41-75	26-49	53.1	11-23	47.8	12-18	66.7	6-24-30	16	12	4	5

REBEL CAREER HIGHS

**#0
ROMELLO WHITE**

POINTS
30 at Auburn (2/6/21)

REBOUNDS
11 at Alabama (12/29/20)

FIELD GOALS
14 at Auburn (2/6/21)

FREE THROWS
8 at Alabama (12/29/20)

THREE-POINTERS

ASSISTS
3, 2x, MR: vs. UT Martin (12/22/20)

STEALS
2, 2x, MR: vs. Tennessee (2/2/21)

BLOCKS
4 at Auburn (2/6/21)

**#1
AUSTIN CROWLEY**

POINTS
11, 2x, MR: vs. UT Martin (12/22/20)

REBOUNDS
10 vs. Auburn (1/6/21)

FIELD GOALS
4, 3x, MR: vs. Auburn (1/6/21)

FREE THROWS
3 at Mississippi St. (3/7/20)

THREE-POINTERS
3 vs. UT Martin (12/22/20)

ASSISTS
8 vs. Vanderbilt (2/29/20)

STEALS
4 vs. Auburn (1/6/21)

BLOCKS
2 vs. Central Arkansas (12/14/20)

**#2
DEVONTAE SHULER**

POINTS
31 at South Carolina (2/13/21)

REBOUNDS
11 vs. Arkansas (1/11/20)

FIELD GOALS
10, 2x, MR: at Vanderbilt (2/27/21)

FREE THROWS
13, 2x, MR: at South Carolina (2/13/21)

THREE-POINTERS
6 vs. Wichita State (1/2/21)

ASSISTS
10 vs. Auburn (1/6/21)

STEALS
5 vs. Missouri (2/16/19)

BLOCKS
3 vs. Western Michigan (11/15/19)

**#3
KHADIM SY**

POINTS
20 vs. Southeastern Louisiana (12/21/19)

REBOUNDS
8, 5x, MR: vs. Alabama (2/22/20)

FIELD GOALS
7, 2x, MR: vs. Mississippi St. (2/11/20)

FREE THROWS
6 vs. Arkansas (1/11/20)

THREE-POINTERS
3 vs. Auburn (1/6/21)

ASSISTS
3 vs. Butler (12/3/19)

STEALS
2, 5x, MR: vs. Texas A&M (1/23/21)

BLOCKS
3, 2x, MR: at Mississippi St. (3/7/20)

**#4
ANTAVION COLLUM**

POINTS
7 vs. Oklahoma State (11/29/19)

REBOUNDS
7 at Kentucky (2/15/20)

FIELD GOALS
2, 2x, MR: vs. Alabama (2/22/20)

FREE THROWS
3 vs. Oklahoma State (11/29/19)

THREE-POINTERS
1, 2x, MR: at Wichita St. (1/4/20)

ASSISTS
3 vs. South Carolina (2/5/20)

STEALS
2 vs. Western Michigan (11/15/19)

BLOCKS

**#5
KJ BUFFEN**

POINTS
23 vs. Norfolk State (11/12/19)

REBOUNDS
10, 2x, MR: vs. Missouri (3/4/20)

FIELD GOALS
9 vs. Norfolk State (11/12/19)

FREE THROWS
10 at Florida (1/14/20)

THREE-POINTERS
1, 16x, MR: at Vanderbilt (2/27/21)

ASSISTS
6 vs. Penn State (11/27/19)

STEALS
4 vs. Penn State (11/27/19)

BLOCKS
3 vs. Tennessee Tech (12/29/19)

**#11
MATTHEW MURRELL**

POINTS
13 vs. UT Martin (12/22/20)

REBOUNDS
5, 2x, MR: at Alabama (12/29/20)

FIELD GOALS
5 vs. UT Martin (12/22/20)

FREE THROWS
4 vs. Jackson State (12/10/20)

THREE-POINTERS
3 vs. UT Martin (12/22/20)

ASSISTS
3 vs. Missouri (2/10/21)

STEALS
3 vs. LSU (1/9/21)

BLOCKS
1, 3x, MR: at Georgia (1/30/21)

**#12
SHON ROBINSON**

POINTS
6 vs. UT Martin (12/22/20)

REBOUNDS
2 vs. UT Martin (12/22/20)

FIELD GOALS
2 vs. UT Martin (12/22/20)

FREE THROWS
2 vs. UT Martin (12/22/20)

THREE-POINTERS

ASSISTS

STEALS

BLOCKS
1 at Central Arkansas (12/14/20)

**#14
DIMENCIO VAUGHN**

POINTS
7 at Mississippi State (1/19/21)

REBOUNDS
5 vs. UT Martin (12/22/20)

FIELD GOALS
3 at Mississippi State (1/19/21)

FREE THROWS
3 vs. LSU (1/9/21)

THREE-POINTERS
1, 2x, MR: at MSU (1/19/21)

ASSISTS
2 vs. Jackson State (12/10/20)

STEALS
2 vs. Georgia (1/16/21)

BLOCKS
1 at Arkansas (1/27/21)

**#15
LUIS RODRIGUEZ**

POINTS
15 vs. Missouri (2/10/21)

REBOUNDS
14 at Dayton (12/19/20)

FIELD GOALS
6, 2x, MR: vs. Missouri (2/10/21)

FREE THROWS
7 vs. Central Arkansas (12/14/20)

THREE-POINTERS
2, 4x, MR: at Florida (1/12/21)

ASSISTS
4, 7x, MR: vs. Tennessee (2/2/21)

STEALS
4 vs. Wichita State (1/2/21)

BLOCKS
2, 3x, MR: at Dayton (12/19/20)

**#21
ROBERT ALLEN**

POINTS
12, 2x, MR: at Auburn (2/6/21)

REBOUNDS
6, 4x, MR: at Missouri (2/23/21)

FIELD GOALS
5, 2x, MR: at Georgia (1/30/21)

FREE THROWS
5, 2x, MR: vs. Missouri (2/10/21)

THREE-POINTERS
1, 2x, MR: at Auburn (2/6/21)

ASSISTS
4 vs. Missouri (2/10/21)

STEALS
3 vs. Texas A&M (1/23/21)

BLOCKS
3 vs. Mississippi St. (2/20/21)

**#23
SAMMY HUNTER**

POINTS
8 vs. Western Michigan (11/15/19)

REBOUNDS
4, 2x, MR: vs. Seattle (11/19/19)

FIELD GOALS
4 vs. Western Michigan (11/15/19)

FREE THROWS
4 vs. Seattle (11/19/19)

THREE-POINTERS
1, 3x, MR: vs. LSU (1/9/21)

ASSISTS
2, 5x, MR: at Auburn (2/6/21)

STEALS
3 vs. Missouri (3/4/20)

BLOCKS
3 vs. Vanderbilt (2/29/20)

**#24
JARKEL JOINER**

POINTS
22 vs. Georgia (1/16/21)

REBOUNDS
7 vs. Texas A&M (1/23/21)

FIELD GOALS
9 vs. Georgia (1/16/21)

FREE THROWS
8 at Missouri (2/23/21)

THREE-POINTERS
2, 3x, MR: vs. Georgia (1/16/21)

ASSISTS
3, 2x, MR: vs. Missouri (2/10/21)

STEALS
6 at Georgia (1/30/21)

BLOCKS
2 at Mississippi State (1/19/21)

**#33
JOHN MCBRIDE**

POINTS
3 vs. Tennessee Tech (12/29/19)

REBOUNDS
2 vs. Western Michigan (11/15/19)

FIELD GOALS
1 vs. Tennessee Tech (12/29/19)

FREE THROWS

THREE-POINTERS
1 vs. Tennessee Tech (12/29/19)

ASSISTS

STEALS

BLOCKS
1 at Tennessee (1/21/20)

SEASON HIGHS

<p>#0 ROMELLO WHITE</p> <p>POINTS 30 at Auburn (2/6/21)</p> <p>REBOUNDS 11 at Alabama (12/29/20)</p> <p>FIELD GOALS 14 at Auburn (2/6/21)</p> <p>FREE THROWS 8 at Alabama (12/29/20)</p> <p>THREE-POINTERS ---</p> <p>ASSISTS 3, 2x, MR: vs. UT Martin (12/22/20)</p> <p>STEALS 2, 2x, MR: vs. Tennessee (2/2/21)</p> <p>BLOCKS 4 at Auburn (2/6/21)</p>	<p>#1 AUSTIN CROWLEY</p> <p>POINTS 11 vs. UT Martin (12/22/20)</p> <p>REBOUNDS 10 vs. Auburn (1/6/21)</p> <p>FIELD GOALS 4, 2x, MR: vs. Auburn (1/6/21)</p> <p>FREE THROWS 2, 3x, MR: at South Carolina (2/13/21)</p> <p>THREE-POINTERS 3 vs. UT Martin (12/22/20)</p> <p>ASSISTS 3, 2x, MR: vs. Wichita St. (1/2/21)</p> <p>STEALS 4 vs. Auburn (1/6/21)</p> <p>BLOCKS 2 vs. Central Arkansas (12/14/20)</p>	<p>#2 DEVONTAE SHULER</p> <p>POINTS 31 at South Carolina (2/13/21)</p> <p>REBOUNDS 7, 2x, MR: at South Carolina (2/13/21)</p> <p>FIELD GOALS 10, 2x, MR: at Vanderbilt (2/27/21)</p> <p>FREE THROWS 13 at South Carolina (2/13/21)</p> <p>THREE-POINTERS 6 vs. Wichita State (1/2/21)</p> <p>ASSISTS 10 vs. Auburn (1/6/21)</p> <p>STEALS 3, 4x, MR: at MSU (1/19/21)</p> <p>BLOCKS 2 at South Carolina (2/13/21)</p>	<p>#3 KHADIM SY</p> <p>POINTS 13 vs. Auburn (1/6/21)</p> <p>REBOUNDS 5 at Mississippi State (1/19/21)</p> <p>FIELD GOALS 5, 2x, MR: vs. Auburn (1/6/21)</p> <p>FREE THROWS 2 vs. LSU (1/9/21)</p> <p>THREE-POINTERS 3 vs. Auburn (1/6/21)</p> <p>ASSISTS 1, 4x, MR: at MSU (1/19/21)</p> <p>STEALS 2, 2x, MR: vs. Texas A&M (1/23/21)</p> <p>BLOCKS 2 at Arkansas (1/27/21)</p>	<p>#4 ANTAVION COLLUM</p> <p>POINTS 2, 3x, MR: vs. UT Martin (12/22/20)</p> <p>REBOUNDS 4 vs. Jackson State (12/10/20)</p> <p>FIELD GOALS 1, 3, MR: vs. UT Martin (12/22/20)</p> <p>FREE THROWS ---</p> <p>THREE-POINTERS ---</p> <p>ASSISTS 2 vs. Jackson State (12/10/20)</p> <p>STEALS 1, 2x, MR: vs. UT Martin (12/22/20)</p> <p>BLOCKS ---</p>
<p>#5 KJ BUFFEN</p> <p>POINTS 18 vs. Wichita State (1/21/20)</p> <p>REBOUNDS 8 at Alabama (12/29/20)</p> <p>FIELD GOALS 7 vs. UT Martin (12/22/20)</p> <p>FREE THROWS 5, 2x, MR: at South Carolina (2/13/21)</p> <p>THREE-POINTERS 1, 6x, MR: at Vanderbilt (2/27/21)</p> <p>ASSISTS 5 at Mississippi St. (1/19/21)</p> <p>STEALS 3 vs. Missouri (2/10/21)</p> <p>BLOCKS 2, 3x, MR: vs. Missouri (2/10/21)</p>	<p>#11 MATTHEW MURRELL</p> <p>POINTS 13 vs. UT Martin (12/22/20)</p> <p>REBOUNDS 5, 2x, MR: at Alabama (12/29/20)</p> <p>FIELD GOALS 5 vs. UT Martin (12/22/20)</p> <p>FREE THROWS 4 vs. Jackson State (12/10/20)</p> <p>THREE-POINTERS 3 vs. UT Martin (12/22/20)</p> <p>ASSISTS 3 vs. Missouri (2/10/21)</p> <p>STEALS 3 vs. LSU (1/9/21)</p> <p>BLOCKS 1, 3x, MR: at Georgia (1/30/21)</p>	<p>#12 SHON ROBINSON</p> <p>POINTS 6 vs. UT Martin (12/22/20)</p> <p>REBOUNDS 2 vs. UT Martin (12/22/20)</p> <p>FIELD GOALS 2 vs. UT Martin (12/22/20)</p> <p>FREE THROWS 2 vs. UT Martin (12/22/20)</p> <p>THREE-POINTERS ---</p> <p>ASSISTS ---</p> <p>STEALS ---</p> <p>BLOCKS 1 at Central Arkansas (12/14/20)</p>	<p>#14 DIMENCIO VAUGHN</p> <p>POINTS 7 at Mississippi State (1/19/21)</p> <p>REBOUNDS 5 vs. UT Martin (12/22/20)</p> <p>FIELD GOALS 3 at Mississippi State (1/19/21)</p> <p>FREE THROWS 3 vs. LSU (1/9/21)</p> <p>THREE-POINTERS 1, 2x, MR: at MSU (1/19/21)</p> <p>ASSISTS 2 vs. Jackson State (12/10/20)</p> <p>STEALS 2 vs. Georgia (1/16/21)</p> <p>BLOCKS 1 at Arkansas (1/27/21)</p>	<p>#15 LUIS RODRIGUEZ</p> <p>POINTS 15 vs. Missouri (2/10/21)</p> <p>REBOUNDS 14 at Dayton (12/19/20)</p> <p>FIELD GOALS 6, 2x, MR: vs. Missouri (2/10/21)</p> <p>FREE THROWS 7 vs. Central Arkansas (12/14/20)</p> <p>THREE-POINTERS 2, 4x, MR: at Florida (1/12/21)</p> <p>ASSISTS 4, 6x, MR: vs. Tennessee (2/2/21)</p> <p>STEALS 4 vs. Wichita State (1/2/21)</p> <p>BLOCKS 2, 2x, MR: at Dayton (12/19/20)</p>
<p>#21 ROBERT ALLEN</p> <p>POINTS 12, 2x, MR: at Auburn (2/6/21)</p> <p>REBOUNDS 6, 4x, MR: at Missouri (2/23/21)</p> <p>FIELD GOALS 5, 2x, MR: at Georgia (1/30/21)</p> <p>FREE THROWS 5, 2x, MR: vs. Missouri (2/10/21)</p> <p>THREE-POINTERS 1, 2x, MR: at Auburn (2/6/21)</p> <p>ASSISTS 4 vs. Missouri (2/10/21)</p> <p>STEALS 3 vs. Texas A&M (1/23/21)</p> <p>BLOCKS 3 vs. Mississippi St. (2/20/21)</p>	<p>#23 SAMMY HUNTER</p> <p>POINTS 5, 2x, MR: at Auburn (2/6/21)</p> <p>REBOUNDS 3 vs. Missouri (2/10/21)</p> <p>FIELD GOALS 2 vs. Missouri (2/10/21)</p> <p>FREE THROWS 3, 2x, MR: at Auburn (2/6/21)</p> <p>THREE-POINTERS 1, 2x, MR: vs. LSU (1/9/21)</p> <p>ASSISTS 2 at Auburn (2/6/21)</p> <p>STEALS 1, 2x, MR: vs. Missouri (2/10/21)</p> <p>BLOCKS 1, 3x, MR: vs. Missouri (2/10/21)</p>	<p>#24 JARKEL JOINER</p> <p>POINTS 22 vs. Georgia (1/16/21)</p> <p>REBOUNDS 7 vs. Texas A&M (1/23/21)</p> <p>FIELD GOALS 9 vs. Georgia (1/16/21)</p> <p>FREE THROWS 8 at Missouri (2/23/21)</p> <p>THREE-POINTERS 2, 3x, MR: vs. Georgia (1/16/21)</p> <p>ASSISTS 3, 2x, MR: vs. Missouri (2/10/21)</p> <p>STEALS 6 at Georgia (1/30/21)</p> <p>BLOCKS 2 at Mississippi State (1/19/21)</p>	<p>#33 JOHN MCBRIDE</p> <p>POINTS 1 vs. Jackson State (12/10/20)</p> <p>REBOUNDS 1 vs. Jackson State (12/10/20)</p> <p>FIELD GOALS ---</p> <p>FREE THROWS 1 vs. Jackson State (12/10/20)</p> <p>THREE-POINTERS ---</p> <p>ASSISTS ---</p> <p>STEALS ---</p> <p>BLOCKS ---</p>	

THE LAST TIME ...

AN OLE MISS TEAM...

Scored 100+ points at home	105 vs. Oregon (Dec. 8, 2013)
Scored 100+ points on the road	104 at Mississippi St. (4ot) (Jan. 24, 1990)
Scored 100+ points and lost	105 vs. Oregon (Dec. 8, 2013)
Scored 110+ points	111 vs. Mississippi Valley St. (Nov. 22, 2013)
Scored 50 points or less	44 at Mississippi St. (March 7, 2020)
Scored 40 points or less	37 vs. Oklahoma St. (Nov. 29, 2019)
Scored 50 or less and won	50-48 vs. SMU (Jan. 3, 2012)
Held opponent to 50 or less	50 vs. #10 Tennessee (Feb. 2, 2021)
Won an overtime game	86-84 at Auburn (Feb. 6, 2021)
Lost an overtime game	83-82 vs. #16 Auburn (Jan. 28, 2020)
Won a double overtime game	90-87 vs. Texas Tech (Mar. 23, 2010)
Lost a double overtime game	83-82 vs. #16 Auburn (Jan. 28, 2020)
Played a triple overtime game	Never Happened
Played a four-overtime game	104-102 at Mississippi St. (Jan. 24, 1990)
Made 10+ three-point field goals	14 vs. Middle Tennessee (Dec. 14, 2019)
Made 12+ three-point field goals	14 vs. Middle Tennessee (Dec. 14, 2019)
Made 15+ three-point field goals	15 at Syracuse (March 18, 2017)
Allowed 10+ three-point field goals	11, Vanderbilt (Feb. 27, 2021)
Had 15+ rebound margin	15 vs. #10 Missouri (Feb. 10, 2021)
Had 20+ rebound margin	24 vs. UT Martin (Dec. 22, 2020)
Had 25+ rebound margin	24 vs. UT Martin (Dec. 22, 2020)
Had 50+ rebounds	50 vs. Tennessee (Jan. 17, 2017)
Had 60+ rebounds	64 vs. Troy (Nov. 27, 2007)
Had two players with 10+ rebounds	vs. Arkansas (Jan. 11, 2020)
Had three players with 10+ rebounds	Devontae Shuler (11), KJ Buffen (10) vs. Georgia (Jan. 9, 2016)
Had two players with 20+ points	Sebastian Saiz (10), Martavious Newby (10), and Rasheed Brooks (10) vs. Georgia (Jan. 16, 2021)
Had two players with a double-double	Devontae Shuler (24), Jarkel Joiner (22) vs. Arkansas (Jan. 11, 2020)
Attempted 30+ free throws	44 at South Carolina (Feb. 13, 2021)
Attempted 40+ free throws	44 at South Carolina (Feb. 13, 2021)
Attempted 50+ free throws	55 vs. Missouri (March 9, 2017)
Made 25+ free throws	34 at South Carolina (Feb. 13, 2021)
Made 30+ free throws	34 at South Carolina (Feb. 13, 2021)
Made 35+ free throws	40 vs. Georgia Southern (Nov. 17, 2015)
Made 40+ free throws	40 vs. Georgia Southern (Nov. 17, 2015)
Shot 90% or better from FT line	90.0% (9-10) vs. Florida (Feb. 8, 2020)
Had 20+ assists	21 vs. #10 Missouri (Feb. 10, 2021)
Had 25+ assists	25 vs. UT Martin (Dec. 22, 2020)
Had 30+ assists	32 vs. Centenary (Dec. 19, 2009)
Had 20+ turnovers	20 at South Carolina (Feb. 13, 2021)
Had 25+ turnovers	26 vs. Southern Utah (Nov. 18, 2005)
Forced 20+ turnovers	20 vs. UT Martin (Dec. 22, 2020)
Forced 25+ turnovers	26 vs. Jackson St. (Dec. 10, 2020)
Forced 30+ turnovers	31 vs. Louisiana-Monroe (Nov. 24, 2007)
Had 10+ steals	11 at South Carolina (Feb. 13, 2021)
Had 15+ steals	15 vs. Western Michigan (Nov. 10, 2018)
Had 20+ steals	20 vs. Lipscomb (Nov. 23, 2012)
Blocked 5+ shots	5 vs. Mississippi State (Feb. 20, 2021)
Blocked 10+ shots	10 vs. Texas A&M-Corpus Christi (Dec. 19, 2017)
Blocked 12+ shots	13 vs. Bradley (Dec. 19, 2016)
Beat a ranked team	60-53 vs. #24 Missouri (Feb. 23, 2021)
Beat a ranked team on the road	60-53 vs. #24 Missouri (Feb. 23, 2021)
Beat a ranked team on a neutral floor	75-68 vs. #23 Creighton (Nov. 28, 2014)
Keep every opposing player out of double figures	vs. UT Martin (Dec. 22, 2020)
Had all five starters score in double figures	at Middle Tennessee (Dec. 16, 2020)
Had five players score in double figures	at Middle Tennessee (Dec. 16, 2020)
Had six players score in double figures	at Auburn (Jan. 7, 2017)
Had no players score in double figures	vs. Oklahoma State (Nov. 29, 2019)
Overcame a 5-point+ halftime deficit to win	6 at Auburn (Feb. 6, 2021)
Overcame a 5-point+ halftime deficit on the road to win	6 at Auburn (Feb. 6, 2021)
Overcame a 10-point+ halftime deficit to win	16 vs. Penn State (Nov. 27, 2019)
Overcame a 20-point+ halftime deficit to win	20 vs. Auburn (Feb. 11, 2017)
Overcame a 10-point+ second half deficit to win	14 at Auburn (Feb. 6, 2021)
Overcame a 15-point+ second half deficit to win	21 vs. Penn State (Nov. 27, 2019)
Overcame a 20-point+ second half deficit to win	21 vs. Penn State (Nov. 27, 2019)
Went on a 20-0 run	20 vs. Jackson St. (Dec. 10, 2020)
Went on a 25-0 run	28 vs. Chattanooga (Dec. 16, 2018)

AN OLE MISS PLAYER...

Scored 20+ points	25, Devontae Shuler at Vanderbilt (Feb. 27, 2021)
Scored 30+ points	31, Devontae Shuler at South Carolina (Feb. 13, 2021)
Scored 35+ points	40, Breein Tyree vs. Mississippi St. (Feb. 11, 2020)
Scored 40+ points	40, Breein Tyree vs. Mississippi St. (Feb. 11, 2020)
Scored 50+ points	53, Gerald Glass vs. LSU (Mar. 4, 1989)
Scored 20+ points in 5 straight games	Breein Tyree (Jan. 26-Feb. 14, 2019)
Scored 20+ points in 10 straight games	Stefan Moody (Nov. 25, 2015-Jan. 28, 2016)
Scored 20+ points in 14 straight games	Stefan Moody (Nov. 25, 2015-Jan. 28, 2016)
Scored 20+ points in 18 straight games	Joe Gibbon (Dec. 10, 1956-Feb. 28, 1957)
Scored 20+ points in 22 straight games	Johnny Neumann (Dec. 1, 1920-Feb. 22, 1971)
Made 5+ 3-pointers	5, Devontae Shuler vs. #10 Missouri (Feb. 10, 2021)
Made 7+ 3-pointers	8, Breein Tyree vs. Middle Tennessee (Dec. 14, 2019)
Made 8+ 3-pointers	8, Breein Tyree vs. Middle Tennessee (Dec. 14, 2019)
Made 9+ 3-pointers	9, Deandre Burnett vs. Oral Roberts (Nov. 18, 2016)
Made 10+ 3-pointers	10, Marshall Henderson vs. Oregon (Dec. 8, 2013)
Attempted 10+ 3-pointers	10, Devontae Shuler at Auburn (Feb. 6, 2021)
Attempted 15+ 3-pointers	17, Stefan Moody vs. Alabama (March 10, 2016)
Had a double-double	Romello White (30 points, 10 rebounds) at Auburn (Feb. 6, 2021)
Had a double-double in 2 straight games	Sebastian Saiz (3/4/17-3/9/17)
Had a double-double in 3 straight games	Sebastian Saiz (1/28/17-2/4/17)
Had a double-double in 4 straight games	Sebastian Saiz (1/28/17-2/8/17)
Had a double-double in 5 straight games	Sebastian Saiz (12/15/16-1/3/17)
Had a double-double in 6 straight games	Sebastian Saiz (12/15/16-1/7/17)
Had a double-double in 7 straight games	Rahim Lockhart (11/19/99-12/4/99)
Had 5+ double-doubles in a season	5, Terence Davis, - 2016-17 season
Had 10+ double-doubles in a season	23, Sebastian Saiz - 2016-17 season
Had 18+ double-doubles in a season	23, Sebastian Saiz - 2016-17 season
Had 20+ double-doubles in a season	23, Sebastian Saiz - 2016-17 season
Had 20+ points and 15+ rebounds	Sebastian Saiz, 21 pts/15 rebs vs. South Carolina (March 4, 2017)
Had 20+ points and 20+ rebounds	Walter Actwood, 22 pts/22 rebs vs. ISU-Evansville (Dec. 1, 1975)
Had 30+ points and 10+ rebounds	Romello White (30 points, 10 rebounds) at Auburn (Feb. 6, 2021)
Had 15+ rebounds	15, Sebastian Saiz vs. Georgia Tech (March 21, 2017)
Had 20+ rebounds	20, Murphy Holloway vs. Auburn (Feb. 24, 2010)
Had 10+ offensive rebounds	10, Dwayne Curtis vs. Auburn (Feb. 25, 2006)
Had 10+ defensive rebounds	10, Blake Hinson at Florida (Jan. 14, 2020)
Had 10+ assists	10, Devontae Shuler vs. Auburn (Jan. 6, 2021)
Had 15+ assists	15, Sean Tuohy vs. Auburn (Jan. 26, 1980)
Had 9+ assists and 0 turnovers	9, Cullen Neal vs. South Alabama (Dec. 22, 2016)
Had 8+ assists and 0 turnovers	8, Deandre Burnett at Texas A&M (Jan. 16, 2018)
Had 5+ blocks	6, Sebastian Saiz vs. Bradley (Dec. 19, 2016)
Had 8+ blocks	8, Reginald Buckner at Arkansas (Feb. 5, 2011)
Had 5+ steals	6, Jarkel Joiner at Georgia (Jan. 30, 2021)
Had 7+ steals	7, Terence Davis vs. Texas A&M (Feb. 6, 2019)
Had 8+ steals	8, Gerald Glass vs. Christian Bros. (Nov. 25, 1988)
Made 10+ free throws	13, Devontae Shuler at South Carolina (Feb. 13, 2021)
Made 15+ free throws	15, Stefan Moody vs. Mississippi St. (March 3, 2016)
Attempted 10+ free throws	13, Romello White at Alabama (Dec. 29, 2020)
Attempted 15+ free throws	16, Devontae Shuler at South Carolina (Feb. 13, 2021)
Attempted 20+ free throws	20, Ansu Sesay vs. Arkansas (Feb. 18, 1995)
Shot 100% from the line (min. 10)	12-12, Breein Tyree vs. Alabama (Feb. 22, 2020)
Shot 100% from the floor (min. 5)	Khadim Sy, 5-5 at Missouri (Feb. 18, 2020)
Shot 90% from the floor (min. 10)	Devontae Shuler, 9-10 vs. Jackson St. (Dec. 10, 2020)
Played 40+ minutes	41, Devontae Shuler at Auburn (Feb. 6, 2021)
	40, Romello White at Auburn (Feb. 6, 2021)
Played 45+ minutes	49, Blake Hinson vs. #16 Auburn (Jan. 28, 2020)
	48, Devontae Shuler vs. #16 Auburn (Jan. 28, 2020)
Fouled out	Luis Rodriguez at Vanderbilt (Feb. 27, 2021)

RADIO/TV ROSTER



0
ROMELLO WHITE
6-8 • 235 • F • Gr.
Atlanta, Ga.



1
AUSTIN CROWLEY
6-5 • 195 • G • So.
West Point, Miss.




2
DEVONTAE SHULER
6-2 • 185 • G • Sr.
Irmo, S.C.



3
KHADIM SY
6-10 • 238 • F • Sr.
Dakar, Senegal



4
ANTAVION COLLUM
6-7 • 230 • F • So.
Memphis, Tenn.



5
KJ BUFFEN
6-7 • 230 • F • Jr.
Gainesville, Ga.



11
MATTHEW MURRELL
6-4 • 200 • G • Fr.
Memphis, Tenn.




12
SHON ROBINSON
6-11 • 220 • F • R-Fr.
Chicago, Ill.



14
DIMENCIO VAUGHN
6-5 • 215 • F • Gr.
New York, N.Y.



15
LUIS RODRIGUEZ
6-6 • 210 • G/F • So.
Los Angeles, Calif.




21
ROBERT ALLEN
6-8 • 230 • F • Jr.
Orlando, Fla.



23
SAMMY HUNTER
6-9 • 225 • F • So.
Nassau, Bahamas



24
JARKEL JOINER
6-1 • 180 • G • Jr.
Oxford, Miss.




33
JOHN MCBRIDE
6-7 • 214 • G • So.
Memphis, Tenn.



KERMIT DAVIS
Head Coach
Third year at Ole Miss



WIN CASE
Assistant Coach
Third year at Ole Miss



RONNIE HAMILTON
Assistant Coach
Third year at Ole Miss



LEVI WATKINS
Assistant Coach
Third year at Ole Miss

BOX SCORES

GAME 1: OLE MISS 80, JACKSON STATE 45

Official Basketball Box Score - Final
Jackson St. at Ole Miss
12/10/20 The Pavilion at Ole Miss, Oxford
2020-21 Men's Basketball

Game Time: 7:00 PM
Game Duration: 1:48
Attendance: 1,904



Table with columns: NO. Name, Min, FG, 3P, FT, Rebounds, Fouls, TP, AS, TO, ST, Blocks, +/-

Shooting By Period
1st FG% 5-25 20.0%
3PT% 0-5 0.0%
FT% 2-4 50%

Technical Fouls: NONE

Table with columns: NO. Name, Min, FG, 3P, FT, Rebounds, Fouls, TP, AS, TO, ST, Blocks, +/-

Shooting By Period
1st FG% 14-28 50.0%
3PT% 3-6 50.0%
FT% 10-13 76.9%

Technical Fouls: NONE

Summary table with columns: JSU, OLE, Points from, Turnovers, Paint, Second Chance, Fast Breaks, Bench

GAME 2: OLE MISS 78, UNCW 58

Official Basketball Box Score - Final
UNCW at Ole Miss
12/12/20 The Pavilion at Ole Miss, Oxford, Miss.
2020-21 Ole Miss Men's Basketball

Game Time: 4:00 PM
Game Duration: 1:56
Attendance: 895



Table with columns: NO. Name, Min, FG, 3P, FT, Rebounds, Fouls, TP, AS, TO, ST, Blocks, +/-

Shooting By Period
1st FG% 7-23 30.4%
3PT% 2-8 25.0%
FT% 2-4 50%

Technical Fouls: NONE

Table with columns: NO. Name, Min, FG, 3P, FT, Rebounds, Fouls, TP, AS, TO, ST, Blocks, +/-

Shooting By Period
1st FG% 15-34 44.1%
3PT% 1-6 16.7%
FT% 1-8 87.5%

Technical Fouls: NONE

Summary table with columns: UNCW, OM, Points from, Turnovers, Paint, Second Chance, Fast Breaks, Bench

GAME 3: OLE MISS 68, CENTRAL ARKANSAS 54

Official Basketball Box Score - Final
Central Ark. at Ole Miss
12/14/20 The Pavilion at Ole Miss, Oxford
2020-21 Men's Basketball

Game Time: 7:00 PM
Game Duration: 1:59
Attendance: 895



Table with columns: NO. Name, Min, FG, 3P, FT, Rebounds, Fouls, TP, AS, TO, ST, Blocks, +/-

Shooting By Period
1st FG% 5-21 23.8%
3PT% 4-9 44.4%
FT% 9-10 90%

Technical Fouls: NONE

Table with columns: NO. Name, Min, FG, 3P, FT, Rebounds, Fouls, TP, AS, TO, ST, Blocks, +/-

Shooting By Period
1st FG% 14-32 43.8%
3PT% 3-11 27.3%
FT% 4-6 66.7%

Technical Fouls: NONE

Summary table with columns: UCA, OLE, Points from, Turnovers, Paint, Second Chance, Fast Breaks, Bench

GAME 4: OLE MISS 70, MIDDLE TENNESSEE 51

Official Basketball Box Score - Final
Ole Miss at Middle Tenn.
12/16/20 Murphy Center, Murfreesboro
2020-21 Men's Basketball

Game Time: 7:00 PM
Game Duration: 1:54
Attendance: 100



Table with columns: NO. Name, Min, FG, 3P, FT, Rebounds, Fouls, TP, AS, TO, ST, Blocks, +/-

Shooting By Period
1st FG% 14-26 53.8%
3PT% 2-7 28.6%
FT% 2-5 40%

Technical Fouls: NONE

Table with columns: NO. Name, Min, FG, 3P, FT, Rebounds, Fouls, TP, AS, TO, ST, Blocks, +/-

Shooting By Period
1st FG% 8-28 28.6%
3PT% 4-13 30.8%
FT% 2-2 100%

Technical Fouls: NONE

Summary table with columns: OLE, MTS, Points from, Turnovers, Paint, Second Chance, Fast Breaks, Bench

BOX SCORES

GAME 5: DAYTON 65, OLE MISS 62



Official Basketball Box Score - Final
Ole Miss at Dayton
12/19/20 University of Dayton Arena, Dayton, Ohio
2020-21 NCAA Men's Basketball

Game Time: 2:32 PM
Game Duration: 2:12

Officials: Lee Cassell, Don Daly, Lamar Simpson

Box score table for Game 5: Dayton 65, Ole Miss 62. Includes player stats for NO. Name, FG, 3P, FT, Rebounds, Fouls, TP, AS, TO, ST, Blocks, +/- and Shooting By Period.

Technical Fouls: White 1st 15:19
Shooting By Period
1st FG%: 9-22 40.9%
3PT%: 4-8 50.0%
FT%: 2-3 66.7%
2nd FG%: 14-23 60.9%
3PT%: 4-7 57.1%
FT%: 9-15 60%
GM FG%: 23-45 51.1%
3PT%: 8-15 53.3%
FT%: 11-18 61.1%
Dead Ball Rebounds: 1, 0

Points from Turnovers: OMS 17, DAY 11
Period by Period Scoring: 1st 2nd TOT
OMS 31 31 62
DAY 24 41 65

GAME 6: OLE MISS 90, UT MARTIN 43



Official Basketball Box Score - Final
Ut Martin at Ole Miss
12/22/20 The Pavilion at Ole Miss, Oxford
2020-21 Men's Basketball

Game Time: 4:00 PM
Game Duration: 1:45
Attendance: 875

Officials: Terry Oglesby, Hunter Allen, Wesley Ford

Box score table for Game 6: Ole Miss 90, UT Martin 43. Includes player stats for NO. Name, FG, 3P, FT, Rebounds, Fouls, TP, AS, TO, ST, Blocks, +/- and Shooting By Period.

Technical Fouls: NONE
Shooting By Period
1st FG%: 18-29 62.1%
3PT%: 6-11 54.5%
FT%: 5-8 62.5%
2nd FG%: 17-30 56.7%
3PT%: 3-11 27.3%
FT%: 6-8 75%
GM FG%: 35-59 59.3%
3PT%: 9-22 40.9%
FT%: 11-16 68.8%
Dead Ball Rebounds: 3, 0

Points from Turnovers: UTM 14, OLE 26
Period by Period Scoring: 1st 2nd TOT
UTM 19 24 43
OLE 47 43 90

GAME 7: ALABAMA 82, OLE MISS 64



Official Basketball Box Score - Final
Ole Miss at Alabama
12/29/20 Coleman Coliseum, Tuscaloosa
2020-21 Men's Basketball

Game Time: 8:00 PM
Game Duration: 2:19
Attendance: 2,655

Officials: Brian Shey, Joe Lindsay, Steven Anderson

Box score table for Game 7: Alabama 82, Ole Miss 64. Includes player stats for NO. Name, FG, 3P, FT, Rebounds, Fouls, TP, AS, TO, ST, Blocks, +/- and Shooting By Period.

Technical Fouls: NONE
Shooting By Period
1st FG%: 15-32 46.9%
3PT%: 7-17 41.2%
FT%: 6-10 60%
2nd FG%: 13-33 39.4%
3PT%: 5-20 25.0%
FT%: 8-14 57.1%
GM FG%: 28-65 43.1%
3PT%: 12-37 32.4%
FT%: 14-24 58.3%
Dead Ball Rebounds: 5, 0

Points from Turnovers: OLM 18, ALA 18
Period by Period Scoring: 1st 2nd TOT
OLM 34 30 64
ALA 43 39 82

GAME 8: WICHITA STATE 83, OLE MISS 79



Official Basketball Box Score - Final
Wichita St. at Ole Miss
01/02/21 The Pavilion at Ole Miss, Oxford
2020-21 Men's Basketball

Game Time: 5:00 PM
Game Duration: 2:09
Attendance: 860

Officials: Anthony Jordan, Vladimir Voyard-Tadai, K.B. Burdett Jr.

Box score table for Game 8: Wichita State 83, Ole Miss 79. Includes player stats for NO. Name, FG, 3P, FT, Rebounds, Fouls, TP, AS, TO, ST, Blocks, +/- and Shooting By Period.

Technical Fouls: NONE
Shooting By Period
1st FG%: 16-35 45.7%
3PT%: 7-13 53.8%
FT%: 2-2 100%
2nd FG%: 12-31 38.7%
3PT%: 2-13 15.4%
FT%: 12-18 66.7%
GM FG%: 28-66 42.4%
3PT%: 9-26 34.6%
FT%: 14-20 70%
Dead Ball Rebounds: 2, 0

Points from Turnovers: WSU 14, OLE 31
Period by Period Scoring: 1st 2nd TOT
WSU 39 44 83
OLE 41 38 79

BOX SCORES

GAME 9: OLE MISS 72, AUBURN 61



Official Basketball Box Score - Final
Auburn at Ole Miss
01/06/21 The Pavilion at Ole Miss, Oxford
2020-21 Men's Basketball

Game Time: 8:00 PM
Game Duration: 1:45
Attendance: 853

Officials: Don Daly, Todd Austin, Lee Cassel

Table with columns: NO., Name, Min, FG, 3P, FT, Rebounds, Fouls, TP, AS, TO, ST, Blocks, +/-

Shooting By Period table with columns: 1st FG%, 2nd FG%, 3PT%, GM FG%, FT%

Technical Fouls:NONE

Table with columns: NO., Name, Min, FG, 3P, FT, Rebounds, Fouls, TP, AS, TO, ST, Blocks, +/-

Shooting By Period table with columns: 1st FG%, 2nd FG%, 3PT%, GM FG%, FT%

Technical Fouls:NONE

Summary table with columns: Biggest lead, Best Scoring Run, Lead Changes, Times Tied, Time with Lead

GAME 10: LSU 75, OLE MISS 61



Official Basketball Box Score - Final
LSU at Ole Miss
01/09/21 The Pavilion at Ole Miss, Oxford
2020-21 Men's Basketball

Game Time: 7:30 PM
Game Duration: 1:56
Attendance: 895

Officials: Doug Shows, Patrick Evans, Will Howard

Table with columns: NO., Name, Min, FG, 3P, FT, Rebounds, Fouls, TP, AS, TO, ST, Blocks, +/-

Shooting By Period table with columns: 1st FG%, 2nd FG%, 3PT%, GM FG%, FT%

Technical Fouls:Watford 2nd:18;12

Table with columns: NO., Name, Min, FG, 3P, FT, Rebounds, Fouls, TP, AS, TO, ST, Blocks, +/-

Shooting By Period table with columns: 1st FG%, 2nd FG%, 3PT%, GM FG%, FT%

Technical Fouls:Buffen 2nd:18;12

Summary table with columns: Biggest lead, Best Scoring Run, Lead Changes, Times Tied, Time with Lead

GAME 11: FLORIDA 72, OLE MISS 63



Official Basketball Box Score - Final
Ole Miss at Florida
01/12/21 Exactech Arena at Stephen C. O'Connell Center, Gainesville
2020-21 Men's Basketball

Game Time: 7:00 PM
Game Duration: 1:54
Attendance: 2,254

Officials: Anthony Jordan, Owen Shortt, Byron Jarrett

Table with columns: NO., Name, Min, FG, 3P, FT, Rebounds, Fouls, TP, AS, TO, ST, Blocks, +/-

Shooting By Period table with columns: 1st FG%, 2nd FG%, 3PT%, GM FG%, FT%

Technical Fouls:Coach 2nd:0;48

Table with columns: NO., Name, Min, FG, 3P, FT, Rebounds, Fouls, TP, AS, TO, ST, Blocks, +/-

Shooting By Period table with columns: 1st FG%, 2nd FG%, 3PT%, GM FG%, FT%

Technical Fouls:Coach 2nd:18;55

Summary table with columns: Biggest lead, Best Scoring Run, Lead Changes, Times Tied, Time with Lead

GAME 12: GEORGIA 78, OLE MISS 74



Official Basketball Box Score - Final
Georgia at Ole Miss
01/16/21 The Pavilion at Ole Miss, Oxford
2020-21 Men's Basketball

Game Time: 11:00 AM
Game Duration: 2:04
Attendance: 670

Officials: Mike Narco, K.B. Burdett Jr., Robert Feder

Table with columns: NO., Name, Min, FG, 3P, FT, Rebounds, Fouls, TP, AS, TO, ST, Blocks, +/-

Shooting By Period table with columns: 1st FG%, 2nd FG%, 3PT%, GM FG%, FT%

Technical Fouls:NONE

Table with columns: NO., Name, Min, FG, 3P, FT, Rebounds, Fouls, TP, AS, TO, ST, Blocks, +/-

Shooting By Period table with columns: 1st FG%, 2nd FG%, 3PT%, GM FG%, FT%

Technical Fouls:NONE

Summary table with columns: Biggest lead, Best Scoring Run, Lead Changes, Times Tied, Time with Lead

BOX SCORES

GAME 13: OLE MISS 64, MISSISSIPPI STATE 46



Official Basketball Box Score - Final
Ole Miss at Mississippi State
01/19/21 Humphrey Coliseum, Clarksville, MS
2020-21 Men's Basketball

Game Time: 8:05 PM
Game Duration: 1:37
Attendance: 1,000

Officials: Byron Jarrett, Vladimir Voyard-Tadai, Doug Simons

Table with columns: NO. Name, Min, FG, 3P, FT, Rebounds, Fouls, TP, AS, TO, ST, Blocks, +/-

Shooting By Period table with columns: 1st FG%, 3PT%, 2nd FG%, 3PT%, GM FG%, 3PT%, FT%

Table with columns: NO. Name, Min, FG, 3P, FT, Rebounds, Fouls, TP, AS, TO, ST, Blocks, +/-

Shooting By Period table with columns: 1st FG%, 3PT%, 2nd FG%, 3PT%, GM FG%, 3PT%, FT%

Summary table with columns: UM, MSU, Points from Turnovers, Paint, Second Chance, Fast Breaks, Bench

Summary table with columns: TAMU, OLE, Points from Turnovers, Paint, Second Chance, Fast Breaks, Bench

GAME 14: OLE MISS 61, TEXAS A&M 50



Official Basketball Box Score - Final
Texas A&M at Ole Miss
01/23/21 The Pavilion at Ole Miss, Oxford
2020-21 Men's Basketball

Game Time: 2:20 PM
Game Duration: 1:53
Attendance: 895

Officials: Doug Shows, Steven Anderson, Bart Lenox

Table with columns: NO. Name, Min, FG, 3P, FT, Rebounds, Fouls, TP, AS, TO, ST, Blocks, +/-

Shooting By Period table with columns: 1st FG%, 3PT%, 2nd FG%, 3PT%, GM FG%, 3PT%, FT%

Table with columns: NO. Name, Min, FG, 3P, FT, Rebounds, Fouls, TP, AS, TO, ST, Blocks, +/-

Shooting By Period table with columns: 1st FG%, 3PT%, 2nd FG%, 3PT%, GM FG%, 3PT%, FT%

Summary table with columns: TAMU, OLE, Points from Turnovers, Paint, Second Chance, Fast Breaks, Bench

GAME 15: ARKANSAS 74, OLE MISS 59



Official Basketball Box Score - Final
Ole Miss at Arkansas
01/27/21 Bud Walton Arena, Fayetteville, Ark.
2020-21 Men's Basketball

Game Time: 7:30 PM
Game Duration: 1:53
Attendance: 4,400

Officials: Vladimir Voyard-Tadai, Ron Groover, Rob Rork

Table with columns: NO. Name, Min, FG, 3P, FT, Rebounds, Fouls, TP, AS, TO, ST, Blocks, +/-

Shooting By Period table with columns: 1st FG%, 3PT%, 2nd FG%, 3PT%, GM FG%, 3PT%, FT%

Table with columns: NO. Name, Min, FG, 3P, FT, Rebounds, Fouls, TP, AS, TO, ST, Blocks, +/-

Shooting By Period table with columns: 1st FG%, 3PT%, 2nd FG%, 3PT%, GM FG%, 3PT%, FT%

Summary table with columns: OM, ARK, Points from Turnovers, Paint, Second Chance, Fast Breaks, Bench

Summary table with columns: UM, UGA, Points from Turnovers, Paint, Second Chance, Fast Breaks, Bench

GAME 16: GEORGIA 71, OLE MISS 61



Official Basketball Box Score - Final
Ole Miss at Georgia
01/30/21 Stegeman Coliseum, Athens
2020-21 Men's Basketball

Game Time: 6:01 PM
Game Duration: 2:16
Attendance: 1,638

Officials: Anthony Jordan, Chuck Jones, Owen Shortt

Table with columns: NO. Name, Min, FG, 3P, FT, Rebounds, Fouls, TP, AS, TO, ST, Blocks, +/-

Shooting By Period table with columns: 1st FG%, 3PT%, 2nd FG%, 3PT%, GM FG%, 3PT%, FT%

Table with columns: NO. Name, Min, FG, 3P, FT, Rebounds, Fouls, TP, AS, TO, ST, Blocks, +/-

Shooting By Period table with columns: 1st FG%, 3PT%, 2nd FG%, 3PT%, GM FG%, 3PT%, FT%

Summary table with columns: UM, UGA, Points from Turnovers, Paint, Second Chance, Fast Breaks, Bench

Summary table with columns: TAMU, OLE, Points from Turnovers, Paint, Second Chance, Fast Breaks, Bench

BOX SCORES

GAME 17: OLE MISS 52, #10 TENNESSEE 50



Official Basketball Box Score - Final
Tennessee at Ole Miss
02/20/21 The Pavilion at Ole Miss, Oxford
2020-21 Men's Basketball

Game Time: 8:00 PM
Game Duration: 2:07
Attendance: 895

Officials: Don Daly, Steven Anderson, Bart Lenox

Table with columns: NO. Name, Min, FG, 3P, FT, Rebounds, Fouls, TP, AS, TO, ST, Blocks, +/-

Shooting By Period table with columns: 1st FG%, 3PT%, 2nd FG%, 3PT%, GM FG%, FT%, Dead Ball Rebounds

Technical Fouls: NONE

Table with columns: NO. Name, Min, FG, 3P, FT, Rebounds, Fouls, TP, AS, TO, ST, Blocks, +/-

Shooting By Period table with columns: 1st FG%, 3PT%, 2nd FG%, 3PT%, GM FG%, FT%, Dead Ball Rebounds

Technical Fouls: NONE

Summary table with columns: TEN, OLE, Points from Turnovers, Best Scoring Run, Lead Changes, Times Tied, Time with Lead

GAME 18: OLE MISS 86, AUBURN 84 (OT)



Official Basketball Box Score - Final
Ole Miss at Auburn
02/20/21 Auburn Arena, Auburn
2020-21 Men's Basketball

Game Time: 3:00 PM
Game Duration: 2:31
Attendance: 1,824

Officials: Pat Adams, Will Howard, Doug Simms

Table with columns: NO. Name, Min, FG, 3P, FT, Rebounds, Fouls, TP, AS, TO, ST, Blocks, +/-

Shooting By Period table with columns: 1st FG%, 3PT%, 2nd FG%, 3PT%, GM FG%, FT%, Dead Ball Rebounds

Technical Fouls: NONE

Table with columns: NO. Name, Min, FG, 3P, FT, Rebounds, Fouls, TP, AS, TO, ST, Blocks, +/-

Shooting By Period table with columns: 1st FG%, 3PT%, 2nd FG%, 3PT%, GM FG%, FT%, Dead Ball Rebounds

Technical Fouls: NONE

Summary table with columns: OM, AU, Points from Turnovers, Best Scoring Run, Lead Changes, Times Tied, Time with Lead

GAME 19: OLE MISS 80, #10 MISSOURI 59



Official Basketball Box Score - Final
Missouri at Ole Miss
02/19/21 The Pavilion at Ole Miss, Oxford
2020-21 Men's Basketball

Game Time: 8:05 PM
Game Duration: 1:46
Attendance: 895

Officials: Terry Oglesby, Owen Shortt, Ron Groover

Table with columns: NO. Name, Min, FG, 3P, FT, Rebounds, Fouls, TP, AS, TO, ST, Blocks, +/-

Shooting By Period table with columns: 1st FG%, 3PT%, 2nd FG%, 3PT%, GM FG%, FT%, Dead Ball Rebounds

Technical Fouls: NONE

Table with columns: NO. Name, Min, FG, 3P, FT, Rebounds, Fouls, TP, AS, TO, ST, Blocks, +/-

Shooting By Period table with columns: 1st FG%, 3PT%, 2nd FG%, 3PT%, GM FG%, FT%, Dead Ball Rebounds

Technical Fouls: NONE

Summary table with columns: MIZ, OLE, Points from Turnovers, Best Scoring Run, Lead Changes, Times Tied, Time with Lead

GAME 20: OLE MISS 81, SOUTH CAROLINA 74



Official Basketball Box Score - Final
Ole Miss at South Carolina
02/19/21 Colonial Life Arena, Columbia
2020-21 Men's Basketball

Game Time: 6:00 PM
Game Duration: 2:24
Attendance: 3,250

Officials: Anthony Jordan, Michael Roberts, Terry Wymer

Table with columns: NO. Name, Min, FG, 3P, FT, Rebounds, Fouls, TP, AS, TO, ST, Blocks, +/-

Shooting By Period table with columns: 1st FG%, 3PT%, 2nd FG%, 3PT%, GM FG%, FT%, Dead Ball Rebounds

Technical Fouls: Joiner 2nd 16:04

Table with columns: NO. Name, Min, FG, 3P, FT, Rebounds, Fouls, TP, AS, TO, ST, Blocks, +/-

Shooting By Period table with columns: 1st FG%, 3PT%, 2nd FG%, 3PT%, GM FG%, FT%, Dead Ball Rebounds

Technical Fouls: NONE

Summary table with columns: MIS, USC, Points from Turnovers, Best Scoring Run, Lead Changes, Times Tied, Time with Lead

BOX SCORES

GAME 21: MISSISSIPPI STATE 66, OLE MISS 56

Official Basketball Box Score - Final
Mississippi St. at Ole Miss
02/20/21 The Pavilion at Ole Miss, Oxford
2020-21 Men's Basketball

Game Time: 5:00 PM
Game Duration: 1:56
Attendance: 895



Mississippi St. - 66

Record: 12-11 (8-8)

Officials: Anthony Jordan, Bart Lenox, Todd Austin

Player performance table for Mississippi St. including columns for NO, Name, Min, FG, 3P, FT, Rebounds, Fouls, TP, AS, TO, ST, Blocks, +/-.

Shooting By Period summary table for Mississippi St. including 1st FG%, 3PT%, 2nd FG%, 3PT%, GM FG%, FT%, and Dead Ball Rebounds.

Technical Fouls:NONE

Ole Miss - 56

Record: 12-9 (7-7)

Shooting By Period summary table for Ole Miss including 1st FG%, 3PT%, 2nd FG%, 3PT%, GM FG%, FT%, and Dead Ball Rebounds.

Player performance table for Ole Miss including columns for NO, Name, Min, FG, 3P, FT, Rebounds, Fouls, TP, AS, TO, ST, Blocks, +/-.

Technical Fouls:NONE

Summary statistics table comparing MSU and OLE across categories like Biggest lead, Best Scoring Run, Lead Changes, Times Tied, Time with Lead, Points from Turnovers, Second Chance, Fast Breaks, Bench, and Period by Period Scoring.

GAME 22: OLE MISS 60, #24 MISSOURI 53

Official Basketball Box Score - Final
Ole Miss at Missouri
02/20/21 Mizou Arena, Columbia
2020-21 Men's Basketball

Game Time: 6:00 PM
Game Duration: 1:59
Attendance: 2,995



Ole Miss - 60

Record: 13-9 (8-7)

Officials: Doug Shows, Pat Adams, Will Howard

Player performance table for Ole Miss including columns for NO, Name, Min, FG, 3P, FT, Rebounds, Fouls, TP, AS, TO, ST, Blocks, +/-.

Shooting By Period summary table for Ole Miss including 1st FG%, 3PT%, 2nd FG%, 3PT%, GM FG%, FT%, and Dead Ball Rebounds.

Technical Fouls:Coach 1^9,2^6

Missouri - 53

Record: 14-7 (7-7)

Shooting By Period summary table for Missouri including 1st FG%, 3PT%, 2nd FG%, 3PT%, GM FG%, FT%, and Dead Ball Rebounds.

Player performance table for Missouri including columns for NO, Name, Min, FG, 3P, FT, Rebounds, Fouls, TP, AS, TO, ST, Blocks, +/-.

Technical Fouls:NONE

Summary statistics table comparing MISS and MIZ across categories like Biggest lead, Best Scoring Run, Lead Changes, Times Tied, Time with Lead, Points from Turnovers, Second Chance, Fast Breaks, Bench, and Period by Period Scoring.

GAME 23: VANDERBILT 75, OLE MISS 70

Official Basketball Box Score - Final
Ole Miss at Vanderbilt
02/21/21 Memorial Gymnasium, Nashville
2020-21 Men's Basketball

Game Time: 2:30 PM
Game Duration: 2:02
Attendance: 253



Ole Miss - 70

Record: 13-10 (8-8)

Officials: Don Daily, Steven Anderson, Todd Austin

Player performance table for Ole Miss including columns for NO, Name, Min, FG, 3P, FT, Rebounds, Fouls, TP, AS, TO, ST, Blocks, +/-.

Shooting By Period summary table for Ole Miss including 1st FG%, 3PT%, 2nd FG%, 3PT%, GM FG%, FT%, and Dead Ball Rebounds.

Technical Fouls:White 2^6,5,0,7

Vanderbilt - 75

Record: 7-13 (3-11)

Shooting By Period summary table for Vanderbilt including 1st FG%, 3PT%, 2nd FG%, 3PT%, GM FG%, FT%, and Dead Ball Rebounds.

Player performance table for Vanderbilt including columns for NO, Name, Min, FG, 3P, FT, Rebounds, Fouls, TP, AS, TO, ST, Blocks, +/-.

Technical Fouls:Evans 2^6,5,0,7

Summary statistics table comparing UM and Vandy across categories like Biggest lead, Best Scoring Run, Lead Changes, Times Tied, Time with Lead, Points from Turnovers, Second Chance, Fast Breaks, Bench, and Period by Period Scoring.

GAME 24: OLE MISS VS. KENTUCKY

21 robert ALLEN

JR.
F

Orlando, Fla. • Samford

6-8 • 230 • TR

Multi-Disciplinary Studies



Opponent	Date	GS	MIN	Total		3-Pointers		Free throws		Rebounds				PF	A	T/O	BLK	STL	PTS	AVG
				FG-FGA	PCT	3FG-3FGA	PCT	FT-FTA	PCT	OFF	DEF	TOT	AVG							
Jackson St.	12/10/2020		13:56	2-4	.500	1-1	1.000	0-0	.000	0	0	0	0.0	0	3	0	2	0	5	5.0
UNCW	12/12/2020		20:58	1-2	.500	0-0	.000	0-0	.000	0	4	4	2.0	3	1	1	0	1	2	3.5
Central Ark.	12/14/2020		19:55	5-8	.625	0-1	.000	2-2	1.000	4	2	6	3.3	0	1	1	0	0	12	6.3
at Middle Tenn.	12/16/2020		08:33	0-0	.000	0-0	.000	2-4	.500	0	1	1	2.8	2	0	2	0	1	2	5.3
at Dayton	12/19/2020		15:08	3-6	.500	0-1	.000	0-0	.000	3	1	4	3.0	0	1	2	1	0	6	5.4
UT Martin	12/22/2020	*	12:34	0-0	.000	0-0	.000	0-0	.000	0	3	3	3.0	1	0	1	0	1	0	4.5
at Alabama	12/29/2020		11:19	0-1	.000	0-0	.000	0-2	.000	3	1	4	3.1	2	0	2	0	1	0	3.9
Wichita St.	01/02/2021		09:32	0-2	.000	0-1	.000	2-2	1.000	1	0	1	2.9	0	2	0	0	0	2	3.6
Auburn	01/06/2021		12:30	1-2	.500	0-1	.000	2-2	1.000	0	1	1	2.7	0	0	0	1	0	4	3.7
LSU	01/09/2021		15:09	1-2	.500	0-0	.000	0-0	.000	1	2	3	2.7	1	0	0	0	0	2	3.5
at Florida	01/12/2021		12:23	1-2	.500	0-0	.000	2-2	1.000	3	0	3	2.7	4	1	0	1	0	4	3.5
Georgia	01/16/2021		12:10	1-2	.500	0-0	.000	1-5	.200	3	0	3	2.8	2	0	1	0	0	3	3.5
at Mississippi St.	01/19/2021		08:27	1-2	.500	0-0	.000	0-0	.000	1	0	1	2.6	1	0	0	0	0	2	3.4
Texas A&M	01/23/2021		07:42	0-1	.000	0-0	.000	2-2	1.000	0	1	1	2.5	0	2	0	0	3	2	3.3
at Arkansas	01/27/2021		07:11	0-1	.000	0-1	.000	2-2	1.000	0	2	2	2.5	0	1	0	0	2	2	3.2
at Georgia	01/30/2021	*	31:42	5-7	.714	0-1	.000	0-1	.000	2	4	6	2.7	1	1	2	1	2	10	3.6
Tennessee	02/02/2021	*	25:28	1-2	.500	0-0	.000	2-4	.500	3	1	4	2.8	4	1	5	0	2	4	3.6
at Auburn	02/06/2021	*	37:23	3-6	.500	1-3	.333	5-6	.833	2	3	5	2.9	3	1	0	1	0	12	4.1
Missouri	02/10/2021	*	27:10	0-1	.000	0-1	.000	5-6	.833	2	4	6	3.1	0	4	1	0	1	5	4.2
at South Carolina	02/13/2021	*	15:23	2-3	.667	0-0	.000	3-3	1.000	1	2	3	3.1	1	0	0	0	0	7	4.3
Mississippi St.	02/20/2021	*	15:55	1-2	.500	0-0	.000	1-2	.500	2	1	3	3.0	1	0	1	3	0	3	4.2
at Missouri	02/23/2021		09:58	2-2	1.000	0-0	.000	0-0	.000	5	1	6	3.2	3	0	2	0	0	4	4.2
at Vanderbilt	02/27/2021		11:16	0-2	.000	0-0	.000	0-0	.000	0	0	0	3.0	0	1	0	0	1	0	4.0
Totals		7	361:42	30-60	.500	2-11	.182	31-45	.689	36	34	70	3.0	29	20	21	10	15	93	4.0

Player Averages

Games Played	Minutes/game	Points/game	FG Pct	3FG Pct	FT Pct	Rebounds/game	Assists/game	Turnovers/game	Assist/Turnover ratio	Steals/game	Blocks/game
23	15.7	4.0	50.0	18.2	68.9	3.0	0.9	0.9	1.0	0.7	0.4

FOUR FASTBREAK FACTS

1. Granted immediate eligibility by the NCAA after transferring from Samford
2. Recorded 11 double-doubles in his first two seasons
3. Ranked third in the Southern Conference with 1.3 blocks per game in 2019-2020
4. Knocked down 32 threes as a sophomore

CAREER HIGHS *includes Samford

POINTS

28 at UNC Greensboro (2/9/20)

REBOUNDS

18 at The Citadel (2/7/20)

FIELD GOALS

10 vs. ETSU (2/22/20)

FREE THROWS

9 vs. VMI (2/29/20)

THREE-POINTERS

4, 2x, MR: vs. UNC Greensboro (2/9/20)

ASSISTS

5 vs. Morehead State (12/13/18)

STEALS

5 vs. Auburn Montgomery (12/3/19)

BLOCKS

5, 2x, MR: vs. ETSU (2/22/20)

CAREER STATISTICS

SEASON	TEAM	GP-GS	MIN/AVG	Field Goals		3-Point		F-Throws		Rebounds				Scoring						
				FG-FGA	FG%	3FG-FGA	3FG%	FT-FTA	FT%	OFF	DEF	TOT	AVG	PF-FO	AST	TO	BLK	STL	PTS	AVG
2018-19	SU	33-31	1058/32.0	124-261	.475	23-83	.277	57-87	.655	70	203	273	8.3	87-1	49	64	30	28	328	9.9
2019-20	SU	32-31	1056/33.0	171-398	.430	32-111	.288	78-120	.650	62	163	225	7.0	75-4	44	82	43	34	452	14.1
2020-21	OM	23-7	362/15.7	30-60	.500	2-11	.182	31-45	.689	36	34	70	3.0	29-0	20	21	10	15	93	4.0
TOTAL FOR OM		23-7	362/15.7	30-60	.500	2-11	.182	31-45	.689	36	34	70	3.0	29-0	20	21	10	15	93	4.0
TOTAL		88-69	2475/28.1	325-719	.452	57-205	.278	166-252	.659	168	400	568	6.5	191-5	113	167	83	77	873	9.9

5

kj

BUFFEN

JR.

F

Gainesville, Ga. • Gainesville HS

6-7 • 230 • 2L

Multi-Disciplinary Studies



Opponent	Date	GS	MIN	Total		3-Pointers		Free throws		Rebounds				PF	A	T/O	BLK	STL	PTS	AVG	
				FG-FGA	PCT	3FG-3FGA	PCT	FT-FTA	PCT	OFF	DEF	TOT	AVG								
Jackson St.	12/10/2020	*	13:32	3-4	.750	1-1	1.000	0-0	.000	3	2	5	5.0	3	3	2	0	0	7	7.0	
UNCW	12/12/2020	*	18:04	2-6	.333	0-1	.000	2-2	1.000	2	0	2	3.5	4	1	1	1	1	6	6.5	
Central Ark.	12/14/2020	*	17:22	2-6	.333	0-2	.000	2-2	1.000	1	2	3	3.3	3	0	0	0	1	6	6.3	
at Middle Tenn.	12/16/2020	*	21:42	4-4	1.000	0-0	.000	3-4	.750	0	7	7	4.3	1	2	0	1	2	11	7.5	
at Dayton	12/19/2020	*	20:56	5-8	.625	0-1	.000	2-4	.500	2	1	3	4.0	5	1	2	0	1	12	8.4	
UT Martin	12/22/2020	*	22:14	7-8	.875	1-1	1.000	1-4	.250	2	4	6	4.3	1	2	2	2	1	16	9.7	
at Alabama	12/29/2020	*	24:13	6-10	.600	0-0	.000	3-3	1.000	4	4	8	4.9	5	0	3	1	2	15	10.4	
Wichita St.	01/02/2021	*	34:57	6-13	.462	1-2	.500	5-6	.833	4	2	6	5.0	3	2	0	0	2	18	11.4	
Auburn	01/06/2021	*	25:16	3-7	.429	0-1	.000	1-1	1.000	1	2	3	4.8	4	0	1	1	1	7	10.9	
LSU	01/09/2021	*	14:31	0-1	.000	0-0	.000	3-4	.750	0	1	1	4.4	4	1	5	2	0	3	10.1	
at Florida	01/12/2021	*	36:38	4-9	.444	0-0	.000	0-2	.000	2	3	5	4.5	0	1	2	1	1	8	9.9	
Georgia	01/16/2021	*	30:16	4-6	.667	0-1	.000	0-1	.000	2	4	6	4.6	4	3	3	0	1	8	9.8	
at Mississippi St.	01/19/2021	*	32:36	4-10	.400	1-2	.500	0-0	.000	1	4	5	4.6	2	5	1	1	2	9	9.7	
Texas A&M	01/23/2021	*	30:29	3-6	.500	0-0	.000	0-2	.000	2	3	5	4.6	3	1	4	1	0	6	9.4	
at Arkansas	01/27/2021	*	23:09	2-7	.286	0-0	.000	1-2	.500	1	2	3	4.5	4	0	1	0	0	5	9.1	
at Georgia	01/30/2021		05:14	0-2	.000	0-0	.000	0-0	.000	0	0	0	4.3	0	0	0	0	0	0	8.6	
at Auburn	02/06/2021		06:41	0-0	.000	0-0	.000	0-0	.000	0	0	0	4.0	1	1	1	0	0	0	8.1	
Missouri	02/10/2021		25:40	3-4	.750	0-0	.000	3-5	.600	2	4	6	4.1	4	4	2	2	3	9	8.1	
at South Carolina	02/13/2021		24:49	3-3	1.000	1-1	1.000	5-8	.625	3	1	4	4.1	0	2	1	0	1	12	8.3	
Mississippi St.	02/20/2021		30:16	4-8	.500	1-2	.500	4-4	1.000	4	2	6	4.2	4	3	3	1	1	13	8.6	
at Missouri	02/23/2021	*	32:11	3-7	.429	0-1	.000	1-2	.500	1	4	5	4.2	1	1	1	0	0	7	8.5	
at Vanderbilt	02/27/2021	*	29:41	3-8	.375	1-2	.500	3-5	.600	1	4	5	4.3	3	2	0	1	1	10	8.5	
Totals			17	520:28	71-137	.518	7-18	.389	39-61	.639	38	56	94	4.3	59	35	35	15	21	188	8.5

Player Averages

Games Played	Minutes/game	Points/game	FG Pct	3FG Pct	FT Pct	Rebounds/game	Assists/game	Turnovers/game	Assist/Turnover ratio	Steals/game	Blocks/game
22	23.7	8.5	51.8	38.9	63.9	4.3	1.6	1.6	1.0	1.0	0.7

FOUR FASTBREAK FACTS

1. First recruit signed by Kermit Davis at Ole Miss
2. "KJ" stands for Kenyon Joseph
3. Played in all 33 games as a freshman and started all 32 games as a sophomore
4. Wore No. 14 as a freshman (2018-19) before switching to No. 5 as a sophomore

CAREER HIGHS

- POINTS**
23 vs. Norfolk State (11/12/19)
- REBOUNDS**
10, 2x, MR: vs. Missouri (3/4/20)
- FIELD GOALS**
9 vs. Norfolk State (11/12/19)
- FREE THROWS**
10 at Florida (1/14/20)
- THREE-POINTERS**
1, 16x, MR: at Vanderbilt (2/27/21)
- ASSISTS**
6 vs. Penn State (11/27/19)
- STEALS**
4 vs. Penn State (11/27/19)
- BLOCKS**
3 vs. Tennessee Tech (12/29/19)

CAREER STATISTICS

SEASON	TEAM	GP-GS	MIN/AVG	Field Goals		3-Point		F-Throws		Rebounds				Scoring						
				FG-FGA	FG%	3FG-FGA	3FG%	FT-FTA	FT%	OFF	DEF	TOT	AVG	PF-FO	AST	TO	BLK	STL	PTS	AVG
2018-19	OM	33-2	690/20.9	68-144	.472	4-16	.250	58-84	.690	51	94	145	4.4	82-3	38	55	16	26	198	6.0
2019-20	OM	32-32	920/28.8	122-242	.504	5-21	.238	74-109	.679	65	131	196	6.1	100-7	52	49	28	46	323	10.1
2020-21	OM	22-17	520/23.7	71-137	.518	7-18	.389	39-61	.639	38	56	94	4.3	59-2	35	35	15	21	188	8.5
TOTAL		87-51	2131/24.5	261-523	.499	16-55	.291	171-254	.673	154	281	435	5.0	241-12	125	139	59	93	709	8.1

4

antavion COLLUM

Memphis, Tenn. • Bartlett HS

6-7 • 230 • 1L

General Business



Opponent	Date	GS	MIN	Total		3-Pointers		Free throws		Rebounds				PF	A	T/O	BLK	STL	PTS	AVG
				FG-FGA	PCT	3FG-3FGA	PCT	FT-FTA	PCT	OFF	DEF	TOT	AVG							
Jackson St.	12/10/2020		08:34	0-2	.000	0-1	.000	0-0	.000	2	2	4	4.0	0	2	0	0	1	0	0.0
UNCW	12/12/2020		01:05	0-0	.000	0-0	.000	0-0	.000	0	0	0	2.0	0	1	0	0	0	0.0	
Central Ark.	12/14/2020		01:31	0-0	.000	0-0	.000	0-0	.000	0	0	0	1.3	0	0	0	0	0.0		
at Middle Tenn.	12/16/2020		03:07	1-2	.500	0-1	.000	0-0	.000	0	0	0	1.0	2	0	1	0	2	0.5	
at Dayton	12/19/2020		03:47	1-1	1.000	0-0	.000	0-1	.000	1	2	3	1.4	0	0	1	0	2	0.8	
UT Martin	12/22/2020		04:32	1-1	1.000	0-0	.000	0-0	.000	0	0	0	1.2	0	1	1	0	2	1.0	
Texas A&M	01/23/2021		02:20	0-0	.000	0-0	.000	0-2	.000	0	0	0	1.0	1	0	0	0	0	0.9	
Totals		0	24:56	3-6	.500	0-2	.000	0-3	.000	3	4	7	1.0	3	4	3	0	2	6	0.9

Player Averages

Games Played	Minutes/game	Points/game	FG Pct	3FG Pct	FT Pct	Rebounds/game	Assists/game	Turnovers/game	Assist/Turnover ratio	Steals/game	Blocks/game
7	3.6	0.9	50.0	0.0	0.0	1.0	0.6	0.4	1.3	0.3	0.0

FOUR FASTBREAK FACTS

- Nickname is "Dude"
- 2019 finalist for Tennessee's Mr. Basketball
- Played at three different high schools over four years (Memphis East, Tennessee Prep, Bartlett)
- A unique off the court talent is that he can draw

CAREER HIGHS

POINTS

7 vs. Oklahoma State (11/29/19)

REBOUNDS

7 at Kentucky (2/15/20)

FIELD GOALS

2, 2x, MR: vs. Alabama (2/22/20)

FREE THROWS

3 vs. Oklahoma State (11/29/19)

THREE-POINTERS

1, 2x, MR: at Wichita State (1/4/20)

ASSISTS

3 vs. South Carolina (2/5/20)

STEALS

2 vs. Western Michigan (11/15/19)

BLOCKS

--

CAREER STATISTICS

SEASON	TEAM	GP-GS	MIN/AVG	Field Goals		3-Point		F-Throws		Rebounds				Scoring						
				FG-FGA	FG%	3FG-FGA	3FG%	FT-FTA	FT%	OFF	DEF	TOT	AVG	PF	FO	AST	TO	BLK	STL	PTS
2019-20	OM	22-0	224/10.2	8-27	.296	2-13	.154	10-15	.667	6	30	36	1.6	24-0	8	10	0	9	28	1.3
2020-21	OM	7-0	25/3.6	3-6	.500	0-2	.000	0-3	.000	3	4	7	1.0	3-0	4	3	0	2	6	0.9
TOTAL		29-0	249/8.6	11-33	.333	2-15	.133	10-18	.556	9	34	43	1.5	27-0	12	13	0	11	34	1.2

1 austin CROWLEY

SO.
G

West Point, Miss. • Sunrise Christian Academy (Kan.)

6-5 • 195 • 1L

Sport and Recreation Administration



Opponent	Date	GS	MIN	Total		3-Pointers		Free throws		Rebounds				PF	A	T/O	BLK	STL	PTS	AVG
				FG-FGA	PCT	3FG-3FGA	PCT	FT-FTA	PCT	OFF	DEF	TOT	AVG							
Jackson St.	12/10/2020		16:10	2-3	.667	0-1	.000	0-0	.000	0	1	1	1.0	3	1	1	0	1	4	4.0
UNCW	12/12/2020		15:00	2-7	.286	0-3	.000	2-2	1.000	0	0	0	0.5	1	0	2	0	0	6	5.0
Central Ark.	12/14/2020		11:39	1-4	.250	0-2	.000	0-0	.000	0	3	3	1.3	3	1	1	2	1	2	4.0
at Middle Tenn.	12/16/2020		14:49	2-5	.400	0-1	.000	0-0	.000	0	2	2	1.5	2	1	3	0	0	4	4.0
at Dayton	12/19/2020		09:28	0-1	.000	0-1	.000	0-0	.000	0	0	0	1.2	1	2	1	0	0	0	3.2
UT Martin	12/22/2020		24:38	4-7	.571	3-5	.600	0-0	.000	0	2	2	1.3	0	3	4	1	1	11	4.5
at Alabama	12/29/2020	*	10:11	0-2	.000	0-0	.000	0-2	.000	0	2	2	1.4	2	0	0	0	0	0	3.9
Wichita St.	01/02/2021		11:55	0-2	.000	0-2	.000	0-0	.000	0	2	2	1.5	2	3	1	0	0	0	3.4
Auburn	01/06/2021		27:58	4-6	.667	0-1	.000	0-0	.000	2	8	10	2.4	1	1	1	0	4	8	3.9
LSU	01/09/2021		16:30	3-4	.750	2-2	1.000	2-2	1.000	0	3	3	2.5	0	0	3	0	1	10	4.5
at Florida	01/12/2021	*	26:09	1-5	.200	0-2	.000	0-0	.000	0	4	4	2.6	2	0	0	0	0	2	4.3
Georgia	01/16/2021		07:42	0-3	.000	0-2	.000	0-0	.000	0	0	0	2.4	1	2	0	0	0	0	3.9
Texas A&M	01/23/2021		05:30	0-0	.000	0-0	.000	0-0	.000	0	0	0	2.2	1	1	0	0	0	0	3.6
at Arkansas	01/27/2021		09:35	0-3	.000	0-1	.000	0-0	.000	0	2	2	2.2	0	1	0	0	0	0	3.4
at Georgia	01/30/2021		01:09	0-0	.000	0-0	.000	0-0	.000	0	0	0	2.1	1	0	0	0	0	0	3.1
Tennessee	02/02/2021		02:49	0-0	.000	0-0	.000	0-0	.000	0	0	0	1.9	0	0	0	0	0	0	2.9
at Auburn	02/06/2021		04:17	0-0	.000	0-0	.000	0-0	.000	0	0	0	1.8	0	0	1	0	0	0	2.8
Missouri	02/10/2021		01:38	0-0	.000	0-0	.000	0-0	.000	0	0	0	1.7	0	0	0	0	1	0	2.6
at South Carolina	02/13/2021		16:53	0-1	.000	0-1	.000	2-2	1.000	0	2	2	1.7	3	0	0	0	0	2	2.6
Mississippi St.	02/20/2021		16:01	3-6	.500	1-3	.333	0-0	.000	0	0	0	1.7	2	0	0	0	0	7	2.8
at Missouri	02/23/2021		04:35	0-2	.000	0-1	.000	0-0	.000	0	0	0	1.6	0	0	0	0	0	0	2.7
at Vanderbilt	02/27/2021		09:59	1-1	1.000	0-0	.000	0-0	.000	2	0	2	1.6	1	0	0	0	1	2	2.6
Totals		2	264:33	23-62	.371	6-28	.214	6-8	.750	4	31	35	1.6	26	16	18	3	10	58	2.6

Player Averages

Games Played	Minutes/game	Points/game	FG Pct	3FG Pct	FT Pct	Rebounds/game	Assists/game	Turnovers/game	Assist/Turnover ratio	Steals/game	Blocks/game
22	12.0	2.6	37.1	21.4	75.0	1.6	0.7	0.8	0.9	0.5	0.1

FOUR FASTBREAK FACTS

1. Kermit Davis' first Mississippi recruit as the Rebels' head coach
2. Winner of the 2020 Pavilion Madness Dunk Contest
3. Named to First Year SEC Academic Honor Roll
4. McDonald's All-American nominee in high school

CAREER HIGHS

POINTS

11, 2x, MR: vs. UT Martin (12/22/20)

REBOUNDS

10 vs. Auburn (1/6/21)

FIELD GOALS

4, 3x, MR: vs. Auburn (1/6/21)

FREE THROWS

3 at Mississippi St. (3/7/20)

THREE-POINTERS

3 vs. UT Martin (12/22/20)

ASSISTS

8 vs. Vanderbilt (2/29/20)

STEALS

4 vs. Auburn (1/6/21)

BLOCKS

2 vs. Central Arkansas (12/14/20)

CAREER STATISTICS

		Field Goals		3-Point		F-Throws		Rebounds				Scoring									
SEASON	TEAM	GP-GS	MIN/AVG	FG-FGA	FG%	3FG-FGA	3FG%	FT-FTA	FT%	OFF	DEF	TOT	AVG	PF	FO	AST	TO	BLK	STL	PTS	AVG
2019-20	OM	32-1	548/17.1	31-84	.369	11-39	.282	18-24	.750	13	37	50	1.6	38-1	53	26	2	12		91	2.8
2020-21	OM	22-2	265/12.0	23-62	.371	6-28	.214	6-8	.750	4	31	35	1.6	26-0	16	18	3	10		58	2.6
TOTAL		54-3	812/15.0	54-146	.370	17-67	.254	24-32	.750	17	68	85	1.6	64-1	69	44	5	22		149	2.8

23 sammy HUNTER

SO.
F

Nassau Bahamas • B.C. Christian Academy (Canada)

6-9 • 225 • 1L

Sport and Recreation Administration



Opponent	Date	GS	MIN	Total		3-Pointers		Free throws		Rebounds				PF	A	T/O	BLK	STL	PTS	AVG
				FG-FGA	PCT	3FG-3FGA	PCT	FT-FTA	PCT	OFF	DEF	TOT	AVG							
Jackson St.	12/10/2020		08:53	1-3	.333	0-2	.000	1-4	.250	1	1	2	2.0	1	0	1	1	0	3	3.0
UNCW	12/12/2020		03:49	0-0	.000	0-0	.000	0-0	.000	0	1	1	1.5	1	0	1	0	0	0	1.5
Central Ark.	12/14/2020		03:40	0-0	.000	0-0	.000	0-0	.000	0	0	0	1.0	1	0	1	0	0	0	1.0
at Middle Tenn.	12/16/2020		10:27	0-2	.000	0-2	.000	0-0	.000	0	1	1	1.0	1	0	0	0	0	0	0.8
at Dayton	12/19/2020		10:06	1-3	.333	1-1	1.000	0-0	.000	0	1	1	1.0	1	0	0	0	0	3	1.2
UT Martin	12/22/2020		11:25	1-1	1.000	0-0	.000	3-4	.750	1	0	1	1.0	3	1	0	0	0	5	1.8
at Alabama	12/29/2020		01:10	0-0	.000	0-0	.000	0-0	.000	0	0	0	0.9	1	0	0	0	0	0	1.6
Auburn	01/06/2021		02:14	0-0	.000	0-0	.000	0-0	.000	0	0	0	0.8	0	0	0	0	0	0	1.4
LSU	01/09/2021		09:57	1-1	1.000	1-1	1.000	0-0	.000	1	1	2	0.9	1	1	0	0	0	3	1.6
at Mississippi St.	01/19/2021		04:46	0-1	.000	0-1	.000	0-0	.000	1	0	1	0.9	0	0	0	0	0	0	1.4
Texas A&M	01/23/2021		01:21	0-1	.000	0-1	.000	0-0	.000	0	1	1	0.9	0	0	0	0	0	0	1.3
at Arkansas	01/27/2021		08:36	1-2	.500	0-1	.000	0-0	.000	1	0	1	0.9	1	0	0	1	0	2	1.3
at Georgia	01/30/2021		05:10	1-1	1.000	0-0	.000	0-0	.000	2	0	2	1.0	1	0	1	0	0	2	1.4
Tennessee	02/02/2021		05:01	0-0	.000	0-0	.000	0-0	.000	0	1	1	1.0	0	0	0	0	0	0	1.3
at Auburn	02/06/2021		10:04	1-2	.500	0-1	.000	3-4	.750	0	0	0	0.9	2	2	0	0	1	5	1.5
Missouri	02/10/2021		15:31	2-4	.500	0-2	.000	0-0	.000	1	2	3	1.1	2	1	0	1	1	4	1.7
at South Carolina	02/13/2021		08:43	1-1	1.000	0-0	.000	1-1	1.000	0	1	1	1.1	2	1	0	0	0	3	1.8
Mississippi St.	02/20/2021		03:48	0-0	.000	0-0	.000	0-0	.000	0	1	1	1.1	0	0	0	0	0	0	1.7
at Missouri	02/23/2021		06:06	1-3	.333	0-0	.000	0-0	.000	0	0	0	1.0	2	0	0	0	0	2	1.7
at Vanderbilt	02/27/2021		03:26	0-1	.000	0-0	.000	0-0	.000	0	0	0	1.0	0	0	0	0	0	0	1.6
Totals		0	134:13	11-26	.423	2-12	.167	8-13	.615	8	11	19	1.0	20	6	5	3	2	32	1.6

Player Averages

Games Played	Minutes/game	Points/game	FG Pct	3FG Pct	FT Pct	Rebounds/game	Assists/game	Turnovers/game	Assist/Turnover ratio	Steals/game	Blocks/game
20	6.7	1.6	42.3	16.7	61.5	1.0	0.3	0.3	1.2	0.1	0.2

FOUR FASTBREAK FACTS

1. Tied for the most blocks in a game by a Rebel last season (3)
2. Played his final year of high school basketball in Canada
3. Competed in the 2018 Central American and Caribbean Games for The Bahamas senior national team
4. Can play the snare drum

CAREER HIGHS

- POINTS**
8 vs. Western Michigan (11/15/19)
- REBOUNDS**
4, 2x, MR: vs. Seattle (11/19/19)
- FIELD GOALS**
4 vs. Western Michigan (11/15/19)
- FREE THROWS**
4 vs. Seattle (11/19/19)
- THREE-POINTERS**
1, 3x, MR: vs. LSU (1/9/21)
- ASSISTS**
2, 5x, MR: at Auburn (2/6/21)
- STEALS**
3 vs. Missouri (3/4/20)
- BLOCKS**
3 vs. Vanderbilt (2/29/20)

CAREER STATISTICS

SEASON	TEAM	GP-GS	MIN/AVG	Field Goals		3-Point		F-Throws		Rebounds				Scoring						
				FG-FGA	FG%	3FG-FGA	3FG%	FT-FTA	FT%	OFF	DEF	TOT	AVG	PF-FO	AST	TO	BLK	STL	PTS	AVG
2019-20	OM	27-1	309/11.4	29-71	.408	1-8	.125	19-27	.704	14	23	37	1.4	47-0	11	15	4	6	78	2.9
2020-21	OM	20-0	134/6.7	11-26	.423	2-12	.167	8-13	.615	8	11	19	1.0	20-0	6	5	3	2	32	1.6
TOTAL		47-1	443/9.4	40-97	.412	3-20	.150	27-40	.675	22	34	56	1.2	67-0	17	20	7	8	110	2.3

24 Jarkel JOINER

JR.
G



Oxford, Miss. • CSU Bakersfield

6-1 • 180 • TR

Multi-Disciplinary Studies



Opponent	Date	GS	MIN	Total		3-Pointers		Free throws		Rebounds				PF	A	T/O	BLK	STL	PTS	AVG	
				FG-FGA	PCT	3FG-3FGA	PCT	FT-FTA	PCT	OFF	DEF	TOT	AVG								
Jackson St.	12/10/2020	*	22:56	2-5	.400	0-2	.000	2-2	1.000	0	1	1	1.0	2	2	0	0	1	6	6.0	
UNCW	12/12/2020	*	26:55	2-5	.400	0-1	.000	2-2	1.000	2	2	4	2.5	0	2	2	0	0	6	6.0	
Central Ark.	12/14/2020	*	24:09	1-9	.111	0-4	.000	0-1	.000	0	0	0	1.7	1	1	1	0	1	2	4.7	
at Middle Tenn.	12/16/2020	*	29:41	4-8	.500	1-2	.500	1-1	1.000	0	1	1	1.5	1	1	0	0	1	10	6.0	
at Dayton	12/19/2020	*	27:11	3-9	.333	2-4	.500	2-2	1.000	0	2	2	1.6	1	0	2	0	0	10	6.8	
UT Martin	12/22/2020	*	22:14	7-10	.700	1-3	.333	1-2	.500	1	2	3	1.8	1	2	1	0	1	16	8.3	
at Alabama	12/29/2020		26:07	5-11	.455	0-1	.000	2-2	1.000	0	3	3	2.0	4	0	2	0	0	12	8.9	
Wichita St.	01/02/2021	*	25:32	3-11	.273	0-4	.000	2-2	1.000	0	2	2	2.0	3	0	2	0	0	8	8.8	
Auburn	01/06/2021		17:54	1-6	.167	1-3	.333	6-6	1.000	0	0	0	1.8	2	3	1	0	1	9	8.8	
LSU	01/09/2021		24:21	2-8	.250	2-5	.400	3-4	.750	0	1	1	1.7	2	1	1	0	1	9	8.8	
at Florida	01/12/2021		25:40	4-9	.444	1-3	.333	0-0	.000	0	3	3	1.8	3	2	0	0	0	9	8.8	
Georgia	01/16/2021	*	34:37	9-17	.529	2-6	.333	2-3	.667	0	2	2	1.8	2	2	1	0	2	22	9.9	
at Mississippi St.	01/19/2021	*	35:54	4-12	.333	0-3	.000	4-4	1.000	0	5	5	2.1	0	2	0	2	2	12	10.1	
Texas A&M	01/23/2021	*	33:33	7-11	.636	1-3	.333	6-7	.857	3	4	7	2.4	1	0	2	0	1	21	10.9	
at Arkansas	01/27/2021	*	33:47	5-12	.417	0-4	.000	1-2	.500	0	1	1	2.3	3	1	1	0	1	11	10.9	
at Georgia	01/30/2021	*	37:25	4-14	.286	0-1	.000	6-7	.857	1	4	5	2.5	4	1	3	0	6	14	11.1	
Tennessee	02/02/2021	*	26:18	2-7	.286	0-0	.000	3-4	.750	0	1	1	2.4	1	0	1	1	0	7	10.8	
at Auburn	02/06/2021	*	38:37	4-10	.400	0-2	.000	0-0	.000	0	0	0	2.3	2	1	4	0	4	8	10.7	
Missouri	02/10/2021	*	36:37	8-14	.571	1-4	.250	4-4	1.000	1	2	3	2.3	0	3	2	0	0	21	11.2	
at South Carolina	02/13/2021	*	35:38	1-8	.125	0-1	.000	4-6	.667	0	4	4	2.4	1	1	4	0	3	6	11.0	
Mississippi St.	02/20/2021	*	34:02	4-11	.364	0-2	.000	0-0	.000	0	4	4	2.5	0	2	2	0	0	8	10.8	
at Missouri	02/23/2021	*	33:33	1-7	.143	0-2	.000	8-8	1.000	1	3	4	2.5	0	3	3	0	0	10	10.8	
at Vanderbilt	02/27/2021	*	33:45	3-9	.333	0-1	.000	4-6	.667	0	4	4	2.6	2	2	1	0	1	10	10.7	
Totals			19	686:26	86-223	.386	12-61	.197	63-75	.840	9	51	60	2.6	36	32	36	3	26	247	10.7

FOUR FASTBREAK FACTS

- Sat out the 2019-20 season due to NCAA transfer rules
- Led the WAC in scoring with 18.6 ppg in 2018-2019
- Fourth in the nation in scoring as a senior in HS with 36.5 ppg
- High school teammates with current Seattle Seahawks wide receiver D.K. Metcalf

CAREER HIGHS *includes CSU Bakersfield

- POINTS**
34 at Cal Baptist (1/24/19)
- REBOUNDS**
11 vs. Cal Poly (12/18/2018)
- FIELD GOALS**
14 at Cal Baptist (1/24/19)
- FREE THROWS**
12 at Lamar (11/19/17)
- THREE-POINTERS**
5, 2x, MR: at Delaware (12/20/17)
- ASSISTS**
6 vs. Antelope Valley (11/9/18)
- STEALS**
6 at Georgia (1/30/21)
- BLOCKS**
2 at Mississippi State (1/19/21)

Player Averages

Games Played	Minutes/game	Points/game	FG Pct	3FG Pct	FT Pct	Rebounds/game	Assists/game	Turnovers/game	Assist/Turnover ratio	Steals/game	Blocks/game
23	29.8	10.7	38.6	19.7	84.0	2.6	1.4	1.6	0.9	1.1	0.1

CAREER STATISTICS

SEASON	TEAM	GP-GS	MIN/AVG	Field Goals		3-Point		F-Throws		Rebounds				Scoring						
				FG-FGA	FG%	3FG-FGA	3FG%	FT-FTA	FT%	OFF	DEF	TOT	AVG	Pf-FO	AST	TO	BLK	STL	PTS	AVG
2017-18	CSUB	30-27	841/28.0	106-280	.379	32-112	.286	69-77	.896	28	75	103	3.4	54-0	22	28	1	15	313	10.4
2018-19	CSUB	34-34	1094/32.2	208-461	.451	50-135	.370	66-93	.710	40	81	121	3.6	71-0	49	43	3	37	532	15.6
2020-21	OM	23-19	686/29.8	86-223	.386	12-61	.197	63-75	.840	9	51	60	2.6	36-0	32	36	3	26	247	10.7
TOTAL FOR OM		23-19	686/29.8	86-223	.386	12-61	.197	63-75	.840	9	51	60	2.6	36-0	32	36	3	26	247	10.7
TOTAL		87-80	2622/30.1	400-964	.415	94-308	.305	198-245	.808	77	207	284	3.3	161-0	103	107	7	78	1092	12.6

33 john MCBRIDE

SO.
G

Memphis, Tenn. • Memphis University School

6-7 • 211 • RS

Accountancy



Opponent	Date	GS	MIN	Total		3-Pointers		Free throws		Rebounds				PF	A	T/O	BLK	STL	PTS	AVG
				FG-FGA	PCT	3FG-3FGA	PCT	FT-FTA	PCT	OFF	DEF	TOT	AVG							
Jackson St.	12/10/2020		02:22	0-1	.000	0-0	.000	1-2	.500	1	0	1	1.0	0	0	0	0	0	1	1.0
UT Martin	12/22/2020		01:55	0-1	.000	0-0	.000	0-0	.000	0	0	0	0.5	0	0	0	0	0	0.5	
Texas A&M	01/23/2021		01:21	0-0	.000	0-0	.000	0-0	.000	0	0	0	0.3	0	0	0	0	0	0.3	
Totals		0	05:38	0-2	.000	0-0	.000	1-2	.500	1	0	1	0.3	0	0	0	0	0	1	0.3

Player Averages

Games Played	Minutes/game	Points/game	FG Pct	3FG Pct	FT Pct	Rebounds/game	Assists/game	Turnovers/game	Assist/Turnover ratio	Steals/game	Blocks/game
3	1.9	0.3	0.0	0.0	50.0	0.3	0.0	0.0	0.0	0.0	0.0

FOUR FASTBREAK FACTS

- Highest GPA on the team (3.94)
- Chose Ole Miss for its accounting school
- SEC Winter Academic Honor Roll
- Enjoys snow skiing

CAREER HIGHS

POINTS

3 vs. Tennessee Tech (12/29/19)

REBOUNDS

2 vs. Western Michigan (11/15/19)

FIELD GOALS

1 vs. Tennessee Tech (12/29/19)

FREE THROWS

1 Jackson State (12/10/20)

THREE-POINTERS

1 vs. Tennessee Tech (12/29/19)

ASSISTS

--

STEALS

--

BLOCKS

1 at Tennessee (1/21/20)

CAREER STATISTICS

SEASON	TEAM	GP-GS	MIN/AVG	Field Goals		3-Point		F-Throws		Rebounds				Scoring						
				FG-FGA	FG%	3FG-FGA	3FG%	FT-FTA	FT%	OFF	DEF	TOT	AVG	PF-FO	AST	T/O	BLK	STL	PTS	AVG
2019-20	OM	9-0	14/1.5	1-7	.143	1-4	.250	0-0	.000	2	1	3	0.3	0-0	0	1	1	0	3	0.3
2020-21	OM	3-0	6/1.9	0-2	.000	0-0	.000	1-2	.500	1	0	1	0.3	0-0	0	0	0	0	1	0.3
TOTAL		12-0	20/1.6	1-9	.111	1-4	.250	1-2	.500	3	1	4	0.3	0-0	0	1	1	0	4	0.3

11 matthew MURRELL

FR.
G

Memphis, Tenn. • IMG Academy (Fla.)

6-4 • 200 • HS

Exercise Science



Opponent	Date	GS	MIN	Total		3-Pointers		Free throws		Rebounds				PF	A	T/O	BLK	STL	PTS	AVG
				FG-FGA	PCT	3FG-3FGA	PCT	FT-FTA	PCT	OFF	DEF	TOT	AVG							
Jackson St.	12/10/2020		17:50	0-7	.000	0-2	.000	4-4	1.000	0	0	0	0.0	0	1	1	0	0	4	4.0
UNCW	12/12/2020		13:16	1-2	.500	0-1	.000	0-0	.000	0	1	1	0.5	2	0	0	0	0	2	3.0
Central Ark.	12/14/2020		15:01	1-6	.167	1-4	.250	0-0	.000	1	0	1	0.7	0	2	0	0	0	3	3.0
at Middle Tenn.	12/16/2020		14:30	2-4	.500	0-2	.000	1-2	.500	2	3	5	1.8	2	0	1	0	0	5	3.5
at Dayton	12/19/2020		09:34	0-1	.000	0-0	.000	0-0	.000	0	0	0	1.4	2	0	1	0	0	0	2.8
UT Martin	12/22/2020		24:02	5-7	.714	3-5	.600	0-0	.000	0	1	1	1.3	0	0	3	0	0	13	4.5
at Alabama	12/29/2020		28:17	2-8	.250	1-4	.250	2-3	.667	0	5	5	1.9	1	0	2	0	0	7	4.9
Wichita St.	01/02/2021		14:15	3-5	.600	1-2	.500	0-0	.000	0	0	0	1.6	4	0	2	0	0	7	5.1
Auburn	01/06/2021	*	20:36	0-6	.000	0-4	.000	0-0	.000	0	4	4	1.9	0	2	0	0	1	0	4.6
LSU	01/09/2021	*	25:15	2-7	.286	2-6	.333	2-2	1.000	1	1	2	1.9	1	2	3	1	3	8	4.9
at Florida	01/12/2021		02:27	0-1	.000	0-0	.000	0-0	.000	0	1	1	1.8	0	0	0	0	0	0	4.5
Georgia	01/16/2021		15:27	3-4	.750	1-2	.500	0-2	.000	2	1	3	1.9	1	1	2	0	0	7	4.7
at Mississippi St.	01/19/2021		10:41	1-2	.500	0-1	.000	0-0	.000	0	0	0	1.8	0	0	0	0	0	2	4.5
Texas A&M	01/23/2021		20:30	2-5	.400	1-3	.333	1-4	.250	0	0	0	1.6	1	1	1	0	2	6	4.6
at Arkansas	01/27/2021		18:10	1-4	.250	1-2	.500	0-0	.000	0	1	1	1.6	0	2	2	1	0	3	4.5
at Georgia	01/30/2021		16:30	1-5	.200	1-2	.500	2-4	.500	3	0	3	1.7	1	0	1	1	1	5	4.5
Tennessee	02/02/2021		26:03	1-7	.143	1-4	.250	0-0	.000	0	2	2	1.7	1	1	5	0	0	3	4.4
at Auburn	02/06/2021		13:03	0-1	.000	0-0	.000	0-0	.000	1	1	2	1.7	1	0	1	0	0	0	4.2
Missouri	02/10/2021		15:43	2-5	.400	1-2	.500	0-0	.000	0	3	3	1.8	0	3	1	0	0	5	4.2
at South Carolina	02/13/2021		09:49	0-1	.000	0-0	.000	0-0	.000	1	0	1	1.8	2	1	2	0	2	0	4.0
Mississippi St.	02/20/2021		11:44	2-3	.667	1-1	1.000	0-1	.000	1	2	3	1.8	0	0	1	0	1	5	4.0
at Missouri	02/23/2021		15:54	1-6	.167	0-1	.000	1-2	.500	1	3	4	1.9	0	1	0	0	0	3	4.0
at Vanderbilt	02/27/2021		14:49	1-3	.333	0-1	.000	0-0	.000	0	1	1	1.9	1	0	1	0	0	2	3.9
Totals		2	373:26	31-100	.310	15-49	.306	13-24	.542	13	30	43	1.9	20	17	30	3	10	90	3.9

Player Averages

Games Played	Minutes/game	Points/game	FG Pct	3FG Pct	FT Pct	Rebounds/game	Assists/game	Turnovers/game	Assist/Turnover ratio	Steals/game	Blocks/game
23	16.2	3.9	31.0	30.6	54.2	1.9	0.7	1.3	0.6	0.4	0.1

FOUR FASTBREAK FACTS

1. Highest ranked recruit under Kermit Davis
2. Spent his final high school season at IMG Academy
3. Ranked as the No. 39 player in the country by ESPN and 247Sports
4. No. 2 prospect out of Tennessee

CAREER HIGHS

POINTS

13 vs. UT Martin (12/22/20)

REBOUNDS

5 at Middle Tennessee (12/16/20)

FIELD GOALS

5, 2x, MR: at Alabama (12/29/20)

FREE THROWS

4 vs. Jackson State (12/10/20)

THREE-POINTERS

3 vs. UT Martin (12/22/20)

ASSISTS

3 vs. Missouri (2/10/21)

STEALS

3 vs. LSU (1/9/21)

BLOCKS

1, 3x, MR: at Georgia (1/30/21)

CAREER STATISTICS

SEASON	TEAM	GP-GS	MIN/AVG	Field Goals		3-Point		F-Throws		Rebounds				Scoring						
				FG-FGA	FG%	3FG-FGA	3FG%	FT-FTA	FT%	OFF	DEF	TOT	AVG	PF-FO	AST	TO	BLK	STL	PTS	AVG
2020-21	OM	23-2	373/16.2	31-100	.310	15-49	.306	13-24	.542	13	30	43	1.9	20-0	17	30	3	10	90	3.9
TOTAL		23-2	373/16.2	31-100	.310	15-49	.306	13-24	.542	13	30	43	1.9	20-0	17	30	3	10	90	3.9

12 shon ROBINSON

R-FR.
F

Chicago, Ill. • Eduprize (Ariz.)

6-11 • 220 • RS

Multi-Disciplinary Studies



Opponent	Date	GS	MIN	Total		3-Pointers		Free throws		Rebounds				PF	A	T/O	BLK	STL	PTS	AVG
				FG-FGA	PCT	3FG-3FGA	PCT	FT-FTA	PCT	OFF	DEF	TOT	AVG							
Jackson St.	12/10/2020		03:14	0-2	.000	0-1	.000	0-0	.000	0	0	0	0.0	1	0	0	0	0	0	0.0
Central Ark.	12/14/2020		03:11	1-1	1.000	0-0	.000	0-1	.000	1	0	1	0.5	0	0	0	1	0	2	1.0
at Middle Tenn.	12/16/2020		04:14	0-1	.000	0-1	.000	0-0	.000	0	1	1	0.7	0	0	0	0	0	0	0.7
UT Martin	12/22/2020		07:33	2-5	.400	0-2	.000	2-2	1.000	2	0	2	1.0	0	0	0	0	0	6	2.0
at Alabama	12/29/2020		01:00	0-1	.000	0-0	.000	0-0	.000	0	0	0	0.8	0	0	0	0	0	0	1.6
Texas A&M	01/23/2021		00:51	0-0	.000	0-0	.000	0-2	.000	0	1	1	0.8	0	0	0	0	0	0	1.3
Totals		0	20:02	3-10	.300	0-4	.000	2-5	.400	3	2	5	0.8	1	0	0	1	0	8	1.3

Player Averages

Games Played	Minutes/game	Points/game	FG Pct	3FG Pct	FT Pct	Rebounds/game	Assists/game	Turnovers/game	Assist/Turnover ratio	Steals/game	Blocks/game
6	3.3	1.3	30.0	0.0	40.0	0.8	0.0	0.0	0.0	0.0	0.2

FOUR FASTBREAK FACTS

1. Redshirted the 2019-2020 season
2. Finished high school early to reclassify and become part of the 2019 class
3. Averaged 22 ppg and 12 rpg his final high school season
4. Has seven siblings

CAREER HIGHS

- POINTS**
6 vs. UT Martin (12/22/20)
- REBOUNDS**
2 vs. UT Martin (12/22/20)
- FIELD GOALS**
2 vs. UT Martin (12/22/20)
- FREE THROWS**
2 vs. UT Martin (12/22/20)
- THREE-POINTERS**

- ASSISTS**

- STEALS**

- BLOCKS**
1 at Central Arkansas (12/14/20)

CAREER STATISTICS

SEASON TEAM	GP-GS	MIN/AVG	Field Goals		3-Point		F-Throws		Rebounds				Scoring						
			FG-FGA	FG%	3FG-FGA	3FG%	FT-FTA	FT%	OFF	DEF	TOT	AVG	PF	FO	AST	T/O	BLK	STL	PTS
2020-21 OM	6-0	20/3.3	3-10	.300	0-4	.000	2-5	.400	3	2	5	0.8	1-0	0	0	1	0	8	1.3
TOTAL	6-0	20/3.3	3-10	.300	0-4	.000	2-5	.400	3	2	5	0.8	1-0	0	0	1	0	8	1.3

15 Luis RODRIGUEZ

SO.
G/F

Los Angeles, Calif. • Woodstock Academy (Conn.)

6-6 • 210 • 2L

Sport and Recreation Administration



Opponent	Date	GS	MIN	Total		3-Pointers		Free throws		Rebounds				PF	A	T/O	BLK	STL	PTS	AVG	
				FG-FGA	PCT	3FG-3FGA	PCT	FT-FTA	PCT	OFF	DEF	TOT	AVG								
Jackson St.	12/10/2020	*	22:10	2-7	.286	0-2	.000	0-0	.000	1	2	3	3.0	4	4	0	0	2	4	4.0	
UNCW	12/12/2020	*	30:04	6-10	.600	2-3	.667	0-4	.000	4	8	12	7.5	1	4	1	2	1	14	9.0	
Central Ark.	12/14/2020	*	28:07	2-11	.182	1-6	.167	7-8	.875	2	6	8	7.7	4	4	1	0	2	12	10.0	
at Middle Tenn.	12/16/2020	*	23:28	5-7	.714	0-0	.000	0-0	.000	0	5	5	7.0	2	1	2	1	3	10	10.0	
at Dayton	12/19/2020	*	37:28	3-7	.429	2-4	.500	1-2	.500	2	12	14	8.4	3	1	2	2	2	9	9.8	
UT Martin	12/22/2020	*	12:59	2-3	.667	1-1	1.000	0-0	.000	1	8	9	8.5	2	4	1	0	1	5	9.0	
at Alabama	12/29/2020	*	31:39	1-7	.143	0-3	.000	0-2	.000	5	3	8	8.4	4	3	1	1	2	2	8.0	
Wichita St.	01/02/2021	*	26:08	4-8	.500	1-3	.333	4-7	.571	3	0	3	7.8	5	4	0	0	4	13	8.6	
Auburn	01/06/2021	*	18:39	5-8	.625	2-4	.500	0-0	.000	2	5	7	7.7	5	1	2	0	2	12	9.0	
LSU	01/09/2021	*	21:03	3-5	.600	1-3	.333	2-4	.500	2	3	5	7.4	2	1	4	1	1	9	9.0	
at Florida	01/12/2021	*	20:40	2-8	.250	2-2	1.000	0-0	.000	1	3	4	7.1	4	1	0	1	2	6	8.7	
Georgia	01/16/2021	*	21:06	1-4	.250	0-2	.000	0-0	.000	3	2	5	6.9	2	0	1	1	0	2	8.2	
at Mississippi St.	01/19/2021	*	26:08	3-6	.500	0-2	.000	0-0	.000	2	6	8	7.0	2	1	0	1	2	6	8.0	
Texas A&M	01/23/2021	*	19:19	0-1	.000	0-1	.000	0-0	.000	0	4	4	6.8	1	1	2	1	0	0	7.4	
at Arkansas	01/27/2021	*	23:51	4-6	.667	0-1	.000	2-2	1.000	2	1	3	6.5	2	2	2	0	2	10	7.6	
at Georgia	01/30/2021	*	28:33	3-9	.333	1-4	.250	2-2	1.000	1	4	5	6.4	2	0	1	1	2	9	7.7	
Tennessee	02/02/2021	*	30:05	3-7	.429	1-2	.500	0-0	.000	0	6	6	6.4	4	4	2	0	2	7	7.6	
at Auburn	02/06/2021	*	34:04	1-4	.250	1-2	.500	2-2	1.000	2	7	9	6.6	3	3	3	0	1	5	7.5	
Missouri	02/10/2021	*	30:21	6-7	.857	1-2	.500	2-2	1.000	1	5	6	6.5	3	1	0	0	1	15	7.9	
at South Carolina	02/13/2021	*	21:13	2-5	.400	0-2	.000	2-2	1.000	0	3	3	6.4	5	1	2	1	3	6	7.8	
Mississippi St.	02/20/2021	*	17:47	2-4	.500	1-3	.333	2-2	1.000	1	0	1	6.1	4	2	2	0	1	7	7.8	
at Missouri	02/23/2021	*	28:11	3-5	.600	1-1	1.000	3-4	.750	1	2	3	6.0	3	3	0	0	3	10	7.9	
at Vanderbilt	02/27/2021	*	24:50	1-3	.333	1-2	.500	1-2	.500	0	6	6	6.0	5	1	2	0	0	4	7.7	
Totals			23	577:54	64-142	.451	19-55	.345	30-45	.667	36	101	137	6.0	72	47	31	13	39	177	7.7

FOUR FASTBREAK FACTS

- Moved across the country for his final year of high school
- Earned a medical hardship last season
- Has five siblings
- Favorite TV show is Stranger Things

CAREER HIGHS

- POINTS**
15 vs. Missouri (2/10/21)
- REBOUNDS**
14 at Dayton (12/19/20)
- FIELD GOALS**
6, 2x, MR: vs. Missouri (2/10/21)
- FREE THROWS**
7 vs. Central Arkansas (12/14/20)
- THREE-POINTERS**
2, 4x, MR: at Florida (1/12/21)
- ASSISTS**
4, 7x, MR: vs. Tennessee (2/2/21)
- STEALS**
4 vs. Wichita State (1/2/21)
- BLOCKS**
2, 3x, MR: at Dayton (12/19/20)

Player Averages

Games Played	Minutes/game	Points/game	FG Pct	3FG Pct	FT Pct	Rebounds/game	Assists/game	Turnovers/game	Assist/Turnover ratio	Steals/game	Blocks/game
23	25.1	7.7	45.1	34.5	66.7	6.0	2.0	1.3	1.5	1.7	0.6

CAREER STATISTICS

SEASON	TEAM	GP-GS	MIN/AVG	Field Goals		3-Point		F-Throws		Rebounds				Scoring						
				FG-FGA	FG%	3FG-FGA	3FG%	FT-FTA	FT%	OFF	DEF	TOT	AVG	PF-FO	AST	TO	BLK	STL	PTS	AVG
2018-19	OM	25-0	152/6.1	10-22	.455	0-2	.000	7-8	.875	10	17	27	1.1	15-0	15	7	7	5	27	1.1
2019-20	OM	5-5	112/22.5	9-24	.375	0-7	.000	11-16	.688	11	15	26	5.2	5-0	13	3	2	5	29	5.8
2020-21	OM	23-23	578/25.1	64-142	.451	19-55	.345	30-45	.667	36	101	137	6.0	72-4	47	31	13	39	177	7.7
TOTAL		53-28	843/15.9	83-188	.441	19-64	.297	48-69	.696	57	133	190	3.6	92-4	75	41	22	49	233	4.4


2 devontae SHULER

SR. G

Irmo, S.C. • Oak Hill Academy

6-2 • 185 • 3L

Multi-Disciplinary Studies




Opponent	Date	GS	MIN	Total		3-Pointers		Free throws		Rebounds				PF	A	T/O	BLK	STL	PTS	AVG	
				FG-FGA	PCT	3FG-3FGA	PCT	FT-FTA	PCT	OFF	DEF	TOT	AVG								
Jackson St.	12/10/2020	*	22:42	9-10	.900	5-5	1.000	0-0	.000	1	0	1	1.0	0	2	1	0	3	23	23.0	
UNCW	12/12/2020	*	29:40	7-15	.467	2-6	.333	2-2	1.000	0	0	0	0.5	2	6	5	0	3	18	20.5	
Central Ark.	12/14/2020	*	37:01	5-14	.357	2-5	.400	8-9	.889	0	4	4	1.7	1	4	0	0	2	20	20.3	
at Middle Tenn.	12/16/2020	*	31:28	3-9	.333	1-5	.200	3-3	1.000	0	3	3	2.0	1	2	5	0	2	10	17.8	
at Dayton	12/19/2020	*	35:23	4-16	.250	2-9	.222	2-3	.667	1	1	2	2.0	2	1	3	0	1	12	16.6	
UT Martin	12/22/2020	*	21:48	2-5	.400	0-0	.000	2-2	1.000	1	3	4	2.3	2	8	1	0	1	6	14.8	
at Alabama	12/29/2020	*	27:21	2-11	.182	0-4	.000	4-6	.667	0	0	0	2.0	1	0	3	0	1	8	13.9	
Wichita St.	01/02/2021	*	39:25	7-19	.368	6-12	.500	0-0	.000	1	2	3	2.1	0	4	1	0	3	20	14.6	
Auburn	01/06/2021	*	34:53	3-10	.300	1-6	.167	0-0	.000	1	2	3	2.2	0	10	2	1	2	7	13.8	
LSU	01/09/2021	*	25:57	0-9	.000	0-6	.000	2-2	1.000	1	1	2	2.2	1	4	2	0	1	2	12.6	
at Florida	01/12/2021	*	33:57	7-14	.500	2-5	.400	3-3	1.000	0	1	1	2.1	1	3	0	0	1	19	13.2	
Georgia	01/16/2021	*	35:11	9-19	.474	4-8	.500	2-3	.667	1	3	4	2.3	2	8	2	0	1	24	14.1	
at Mississippi St.	01/19/2021	*	33:25	8-13	.615	3-5	.600	3-4	.750	0	3	3	2.3	0	1	4	0	3	22	14.7	
Texas A&M	01/23/2021	*	34:00	6-15	.400	3-8	.375	2-2	1.000	0	4	4	2.4	1	4	3	0	2	17	14.9	
at Arkansas	01/27/2021	*	29:41	9-12	.750	0-3	.000	1-2	.500	0	3	3	2.5	3	1	1	0	1	19	15.1	
at Georgia	01/30/2021	*	34:56	4-14	.286	0-4	.000	3-5	.600	2	2	4	2.6	2	2	4	0	0	11	14.9	
Tennessee	02/02/2021	*	37:33	7-17	.412	1-6	.167	0-1	.000	1	6	7	2.8	0	0	1	0	2	15	14.9	
at Auburn	02/06/2021	*	40:55	10-25	.400	4-10	.400	2-2	1.000	0	6	6	3.0	2	4	3	0	2	26	15.5	
Missouri	02/10/2021	*	35:41	5-12	.417	5-9	.556	0-0	.000	0	2	2	2.9	3	3	3	0	1	15	15.5	
at South Carolina	02/13/2021	*	34:24	8-13	.615	2-5	.400	13-16	.813	0	7	7	3.2	3	4	7	2	2	31	16.3	
Mississippi St.	02/20/2021	*	37:40	1-15	.067	0-6	.000	2-2	1.000	1	2	3	3.1	2	2	3	0	1	4	15.7	
at Missouri	02/23/2021	*	37:40	6-17	.353	2-5	.400	0-0	.000	0	3	3	3.1	2	0	2	0	1	14	15.6	
at Vanderbilt	02/27/2021	*	36:42	10-20	.500	2-7	.286	3-6	.500	2	1	3	3.1	0	2	1	0	1	25	16.0	
Totals			23	767:23	132-324	.407	47-139	.338	57-73	.781	13	59	72	3.1	31	75	57	3	37	368	16.0

FOUR FASTBREAK FACTS

1. AAU teammates with the top two picks in the 2019 NBA Draft - Zion Williamson and Ja Morant
2. Teammates with fellow Rebel Khadim Sy at Oak Hill Academy
3. Has 5 brothers, 1 who plays at Middle Tennessee, and 2 sisters
4. Holds Ole Miss record for steals by a sophomore (56)

CAREER HIGHS

- POINTS**
31 at South Carolina (2/13/21)
- REBOUNDS**
11 vs. Arkansas (1/11/20)
- FIELD GOALS**
10, 2x, MR: at Vanderbilt (2/27/21)
- FREE THROWS**
13, 2x, MR: at South Carolina (2/13/21)
- THREE-POINTERS**
6 vs. Wichita State (1/2/21)
- ASSISTS**
10 vs. Auburn (1/6/21)
- STEALS**
5 vs. Missouri (2/16/19)
- BLOCKS**
3 vs. Western Michigan (11/15/19)

Player Averages

Games Played	Minutes/game	Points/game	FG Pct	3FG Pct	FT Pct	Rebounds/game	Assists/game	Turnovers/game	Assist/Turnover ratio	Steals/game	Blocks/game
23	33.4	16.0	40.7	33.8	78.1	3.1	3.3	2.5	1.3	1.6	0.1

CAREER STATISTICS

SEASON	TEAM	GP-GS	MIN/AVG	Field Goals		3-Point		F-Throws		Rebounds				Scoring						
				FG-FGA	FG%	3FG-FGA	3FG%	FT-FTA	FT%	OFF	DEF	TOT	AVG	PF-FO	AST	TO	BLK	STL	PTS	AVG
2017-18	OM	32-9	603/18.8	74-210	.352	30-116	.259	15-20	.750	26	61	87	2.7	33-0	34	25	3	32	193	6.0
2018-19	OM	33-31	1063/32.2	119-260	.458	51-127	.402	51-62	.823	25	112	137	4.2	50-0	100	59	7	56	340	10.3
2019-20	OM	32-32	1057/33.0	134-316	.424	44-124	.355	62-99	.626	22	123	145	4.5	61-1	105	61	9	54	374	11.7
2020-21	OM	23-23	767/33.4	132-324	.407	47-139	.338	57-73	.781	13	59	72	3.1	31-0	75	57	3	37	368	16.0
TOTAL		120-95	3491/29.1	459-1110	.414	172-506	.340	185-254	.728	86	355	441	3.7	175-1	314	202	22	179	1275	10.6

3 khadim SY

SR. / F

Dakar, Senegal • Daytona State

6-10 • 238 • 1L

Multi-Disciplinary Studies



Opponent	Date	GS	MIN	Total		3-Pointers		Free throws		Rebounds				PF	A	T/O	BLK	STL	PTS	AVG	
				FG-FGA	PCT	3FG-3FGA	PCT	FT-FTA	PCT	OFF	DEF	TOT	AVG								
Jackson St.	12/10/2020	*	13:09	5-6	.833	1-2	.500	0-0	.000	0	2	2	2.0	0	1	2	0	1	11	11.0	
UNCW	12/12/2020		03:23	1-2	.500	0-0	.000	0-0	.000	0	1	1	1.5	0	0	0	0	0	2	6.5	
at Alabama	12/29/2020		05:22	0-2	.000	0-1	.000	0-0	.000	1	1	2	1.7	0	0	0	0	1	0	4.3	
Wichita St.	01/02/2021		07:44	0-0	.000	0-0	.000	0-0	.000	1	1	2	1.8	2	0	1	0	0	0	3.3	
Auburn	01/06/2021		12:15	5-6	.833	3-3	1.000	0-0	.000	0	2	2	1.8	1	0	1	1	0	13	5.2	
LSU	01/09/2021		17:04	2-5	.400	0-3	.000	2-2	1.000	1	0	1	1.7	0	1	0	0	2	6	5.3	
at Florida	01/12/2021	*	09:18	0-4	.000	0-1	.000	0-0	.000	1	1	2	1.7	1	0	2	0	0	0	4.6	
Georgia	01/16/2021		14:19	0-0	.000	0-0	.000	0-0	.000	0	1	1	1.6	4	1	1	0	0	0	4.0	
at Mississippi St.	01/19/2021		16:19	1-6	.167	0-2	.000	0-0	.000	3	2	5	2.0	3	1	0	0	0	2	3.8	
Texas A&M	01/23/2021		13:46	0-1	.000	0-0	.000	0-0	.000	1	3	4	2.2	0	0	0	0	2	0	3.4	
at Arkansas	01/27/2021		09:09	1-3	.333	0-2	.000	0-0	.000	0	1	1	2.1	1	0	0	2	0	2	3.3	
at Georgia	01/30/2021		12:54	1-5	.200	0-1	.000	0-0	.000	1	0	1	2.0	0	0	0	0	0	2	3.2	
Tennessee	02/02/2021		13:14	1-2	.500	0-0	.000	0-0	.000	1	0	1	1.9	3	0	1	1	0	2	3.1	
Mississippi St.	02/20/2021		07:15	1-2	.500	1-2	.500	0-0	.000	0	1	1	1.9	1	0	0	0	0	3	3.1	
Totals			2	155:11	18-44	.409	5-17	.294	2-2	1.000	10	16	26	1.9	16	4	8	4	6	43	3.1

Player Averages

Games Played	Minutes/game	Points/game	FG Pct	3FG Pct	FT Pct	Rebounds/game	Assists/game	Turnovers/game	Assist/Turnover ratio	Steals/game	Blocks/game
14	11.1	3.1	40.9	29.4	100.0	1.9	0.3	0.6	0.5	0.4	0.3

FOUR FASTBREAK FACTS

1. Began his college career at Virginia Tech
2. High school teammates with fellow Rebel Devontae Shuler at Oak Hill Academy
3. Led Oak Hill to 42-1 record, making the game-winning bucket in the national title game
4. Favorite TV show is Family Guy

CAREER HIGHS

- POINTS**
20 vs. Southeastern Louisiana (11/21/19)
- REBOUNDS**
8, 5x, MR: vs. Alabama (2/22/20)
- FIELD GOALS**
7, 2x, MR: vs. Mississippi St. (2/11/20)
- FREE THROWS**
6 vs. Arkansas (1/11/20)
- THREE-POINTERS**
3 vs. Auburn (1/6/21)
- ASSISTS**
3 vs. Butler (12/3/19)
- STEALS**
2, 5x, MR: vs. Texas A&M (1/23/21)
- BLOCKS**
3, 2x, MR: at Mississippi State (3/7/20)

CAREER STATISTICS

SEASON	TEAM	GP-GS	MIN/AVG	Field Goals		3-Point		F-Throws		Rebounds				Scoring						
				FG-FGA	FG%	3FG-FGA	3FG%	FT-FTA	FT%	OFF	DEF	TOT	AVG	PF-FO	AST	TO	BLK	STL	PTS	AVG
2019-20	OM	31-29	732/23.6	106-202	.525	7-26	.269	61-84	.726	47	123	170	5.5	112-9	23	52	25	21	280	9.0
2020-21	OM	14-2	155/11.1	18-44	.409	5-17	.294	2-2	1.000	10	16	26	1.9	16-0	4	8	4	6	43	3.1
TOTAL		45-31	887/19.7	124-246	.504	12-43	.279	63-86	.733	57	139	196	4.4	128-9	27	60	29	27	323	7.2

14 dimencio VAUGHN

New York, N.Y. • Rider

6-5 • 215 • TR

Master of Arts

GR.
G/F



Opponent	Date	GS	MIN	Total			3-Pointers		Free throws		Rebounds				PF	A	T/O	BLK	STL	PTS	AVG
				FG-FGA	PCT	3FG-3FGA	PCT	FT-FTA	PCT	OFF	DEF	TOT	AVG								
Jackson St.	12/10/2020		14:58	1-3	.333	0-1	.000	2-2	1.000	0	3	3	3.0	0	2	2	0	0	4	4.0	
UNCW	12/12/2020		05:05	1-1	1.000	0-0	.000	0-2	.000	1	1	2	2.5	2	0	1	0	1	2	3.0	
Central Ark.	12/14/2020		07:50	0-1	.000	0-1	.000	0-0	.000	0	2	2	2.3	4	0	0	0	0	2.0		
at Middle Tenn.	12/16/2020		05:26	0-1	.000	0-0	.000	0-0	.000	0	1	1	2.0	3	0	2	0	0	1.5		
at Dayton	12/19/2020		01:06	0-0	.000	0-0	.000	0-0	.000	0	0	0	1.6	1	0	0	0	0	1.2		
UT Martin	12/22/2020		14:19	1-6	.167	0-4	.000	0-0	.000	1	4	5	2.2	2	1	1	0	0	2.1		
at Alabama	12/29/2020		01:45	0-0	.000	0-0	.000	0-2	.000	1	0	1	2.0	0	0	0	0	0	1.1		
Wichita St.	01/02/2021		03:17	0-0	.000	0-0	.000	0-0	.000	0	0	0	1.8	1	0	0	0	0	1.0		
LSU	01/09/2021		07:16	1-3	.333	0-0	.000	3-6	.500	1	3	4	2.0	1	0	0	0	1	5.1		
at Florida	01/12/2021		11:56	2-3	.667	1-1	1.000	0-0	.000	0	2	2	2.0	0	0	1	0	0	5.1		
Georgia	01/16/2021		06:15	0-1	.000	0-1	.000	0-0	.000	0	0	0	1.8	1	0	1	0	2	1.6		
at Mississippi St.	01/19/2021		13:52	3-4	.750	1-2	.500	0-0	.000	1	2	3	1.9	0	0	3	0	1	7.2		
Texas A&M	01/23/2021		04:27	0-1	.000	0-1	.000	0-0	.000	0	0	0	1.8	1	1	1	0	0	1.9		
at Arkansas	01/27/2021		08:20	1-2	.500	0-1	.000	0-1	.000	0	0	0	1.6	2	0	2	1	1	2.1		
at Georgia	01/30/2021		02:20	0-2	.000	0-0	.000	0-0	.000	1	0	1	1.6	0	0	0	0	0	1.8		
Tennessee	02/02/2021		01:04	0-0	.000	0-0	.000	0-0	.000	0	0	0	1.5	1	0	1	0	0	1.7		
Totals		0	109:15	10-28	.357	2-12	.167	5-13	.385	6	18	24	1.5	19	4	15	1	6	27	1.7	

FOUR FASTBREAK FACTS

1. Ranked as the No. 4 grad transfer in the country by 247Sports
2. Earned First Team All-MAAC honors twice at Rider
3. Nine career double-doubles
4. Averaged a team-high 14.8 ppg as a redshirt junior

Player Averages

Games Played	Minutes/game	Points/game	FG Pct	3FG Pct	FT Pct	Rebounds/game	Assists/game	Turnovers/game	Assist/Turnover ratio	Steals/game	Blocks/game
16	6.8	1.7	35.7	16.7	38.5	1.5	0.3	0.9	0.3	0.4	0.1

CAREER HIGHS *includes Rider

- POINTS**
34 at St. Peter's (1/18/18)
- REBOUNDS**
13, 3x, MR: at Marist (1/12/20)
- FIELD GOALS**
13 at St. Peter's (1/18/18)
- FREE THROWS**
14 vs. Wagner (12/16/17)
- THREE-POINTERS**
5 at St. Peter's (1/18/18)
- ASSISTS**
9 vs. Quinnipiac (2/16/20)
- STEALS**
5, 4x, MR: vs. St. Peter's (1/24/20)
- BLOCKS**
3, 6x, MR: at St. Peter's (2/23/20)

CAREER STATISTICS

SEASON	TEAM	GP-GS	MIN/AVG	Field Goals		3-Point		F-Throws		Rebounds				Scoring						
				FG-FGA	FG%	3FG-FGA	3FG%	FT-FTA	FT%	OFF	DEF	TOT	AVG	PF-FO	AST	TO	BLK	STL	PTS	AVG
2016-17	Rider	9-0	128/14.2	16-39	.410	2-7	.286	9-14	.643	13	22	35	3.9	13-0	1	15	1	9	43	4.8
2017-18	Rider	29-22	804/27.7	164-323	.508	27-77	.351	113-148	.764	74	119	193	6.7	83-3	31	69	21	53	468	16.1
2018-19	Rider	27-17	690/25.6	95-226	.420	29-91	.319	66-96	.688	30	110	140	5.2	64-0	39	50	17	49	285	10.6
2019-20	Rider	30-29	946/31.5	156-322	.484	35-89	.393	96-142	.676	49	148	197	6.6	76-2	57	66	24	54	443	14.8
2020-21	OM	16-0	109/6.8	10-28	.357	2-12	.167	5-13	.385	6	18	24	1.5	19-0	4	15	1	6	27	1.7
TOTAL FOR OM		16-0	109/6.8	10-28	.357	2-12	.167	5-13	.385	6	18	24	1.5	19-0	4	15	1	6	27	1.7
TOTAL		111-68	2678/24.1	441-938	.470	95-276	.344	289-413	.700	172	417	589	5.3	255-5	132	215	64	171	1266	11.4

Oromello WHITE

GR.
F

Atlanta, Ga. • Arizona State

6-8 • 235 • TR

Master of Arts



FOUR FASTBREAK FACTS

1. Ranked as the No. 4 grad transfer in the country according to ESPN
2. His 60.5 career field goal percentage ranks second at ASU
3. Has recorded 18 career double-doubles
4. Led ASU in offensive rebounds each of his three seasons

CAREER HIGHS *includes Arizona State

POINTS

30 at Auburn (2/6/21)

REBOUNDS

17 vs. Georgia (12/14/19)

FIELD GOALS

14 at Auburn (2/6/21)

FREE THROWS

11 at Stanford (1/17/18)

THREE-POINTERS

--

ASSISTS

4, 2x, MR: vs. Washington (3/5/20)

STEALS

3 vs. USC (2/8/20)

BLOCKS

4, 2x, MR: at Auburn (2/6/21)

Opponent	Date	GS	MIN	Total		3-Pointers		Free throws		Rebounds				PF	A	T/O	BLK	STL	PTS	AVG
				FG-FGA	PCT	3FG-3FGA	PCT	FT-FTA	PCT	OFF	DEF	TOT	AVG							
Jackson St.	12/10/2020		19:34	2-4	.500	0-0	.000	4-5	.800	1	5	6	6.0	3	0	2	2	0	8	8.0
UNCW	12/12/2020	*	32:41	7-8	.875	0-0	.000	6-7	.857	1	5	6	6.0	0	2	0	2	1	20	14.0
Central Ark.	12/14/2020	*	30:34	4-5	.800	0-0	.000	1-3	.333	3	6	9	7.0	3	1	5	3	1	9	12.3
at Middle Tenn.	12/16/2020	*	32:35	7-8	.875	0-0	.000	2-5	.400	2	4	6	6.8	2	0	1	0	2	16	13.3
at Dayton	12/19/2020	*	29:53	4-7	.571	0-0	.000	0-0	.000	3	5	8	7.0	4	3	3	1	0	8	12.2
UT Martin	12/22/2020		19:47	3-5	.600	0-1	.000	2-2	1.000	2	3	5	6.7	1	3	1	2	0	8	11.5
at Alabama	12/29/2020	*	31:36	6-12	.500	0-0	.000	8-13	.615	3	8	11	7.3	3	0	3	1	0	20	12.7
Wichita St.	01/02/2021	*	27:15	5-6	.833	0-0	.000	1-3	.333	2	5	7	7.3	4	2	1	1	0	11	12.5
Auburn	01/06/2021	*	27:45	5-8	.625	0-0	.000	2-4	.500	2	1	3	6.8	2	0	2	1	0	12	12.4
LSU	01/09/2021	*	22:56	2-3	.667	0-0	.000	0-2	.000	1	2	3	6.4	1	0	1	0	1	4	11.6
at Florida	01/12/2021		20:52	2-5	.400	0-0	.000	6-8	.750	1	1	2	6.0	5	0	3	0	0	10	11.5
Georgia	01/16/2021	*	22:57	4-5	.800	0-0	.000	0-1	.000	2	1	3	5.8	0	2	3	0	0	8	11.2
at Mississippi St.	01/19/2021	*	17:52	1-1	1.000	0-0	.000	0-0	.000	0	3	3	5.5	4	0	1	1	0	2	10.5
Texas A&M	01/23/2021	*	24:53	1-1	1.000	0-0	.000	7-8	.875	1	2	3	5.4	0	1	2	3	0	9	10.4
at Arkansas	01/27/2021	*	28:31	1-5	.200	0-0	.000	1-1	1.000	3	5	8	5.5	3	1	0	1	1	3	9.9
at Georgia	01/30/2021	*	24:07	4-5	.800	0-0	.000	0-0	.000	3	1	4	5.4	4	2	3	1	1	8	9.8
Tennessee	02/02/2021	*	32:24	5-9	.556	0-0	.000	4-5	.800	1	5	6	5.5	4	1	1	0	2	14	10.0
at Auburn	02/06/2021	*	39:56	14-18	.778	0-1	.000	2-3	.667	6	4	10	5.7	4	1	1	4	1	30	11.1
Missouri	02/10/2021	*	11:39	3-4	.750	0-0	.000	0-0	.000	0	2	2	5.5	4	2	2	0	1	6	10.8
at South Carolina	02/13/2021	*	33:08	5-9	.556	0-0	.000	4-6	.667	2	3	5	5.5	4	1	2	0	0	14	11.0
Mississippi St.	02/20/2021	*	25:32	3-4	.750	0-0	.000	0-0	.000	2	1	3	5.4	3	1	2	1	0	6	10.8
at Missouri	02/23/2021	*	31:52	4-6	.667	0-0	.000	2-3	.667	2	7	9	5.5	2	0	5	1	1	10	10.7
at Vanderbilt	02/27/2021	*	35:32	6-10	.600	0-0	.000	5-7	.714	5	3	8	5.7	3	0	4	3	0	17	11.0
Totals		20	623:51	98-148	.662	0-2	.000	57-86	.663	48	82	130	5.7	63	23	48	28	12	253	11.0

Player Averages

Games Played	Minutes/game	Points/game	FG Pct	3FG Pct	FT Pct	Rebounds/game	Assists/game	Turnovers/game	Assist/Turnover ratio	Steals/game	Blocks/game
23	27.1	11.0	66.2	0.0	66.3	5.7	1.0	2.1	0.5	0.5	1.2

CAREER STATISTICS

SEASON	TEAM	GP-GS	MIN/AVG	Field Goals		3-Point		F-Throws		Rebounds				Scoring						
				FG-FGA	FG%	3FG-FGA	3FG%	FT-FTA	FT%	OFF	DEF	TOT	AVG	PF-FO	AST	TO	BLK	STL	PTS	AVG
2017-18	ASU	31-31	752/24.3	120-184	.652	0-0	.000	85-154	.552	79	141	220	7.1	100-6	13	44	23	8	325	10.5
2018-19	ASU	34-32	851/25.0	113-189	.598	0-0	.000	70-121	.579	77	100	177	5.2	106-4	11	45	24	13	296	8.7
2019-20	ASU	30-29	854/28.5	112-197	.569	0-0	.000	82-120	.683	81	184	265	8.8	75-2	31	63	35	14	306	10.2
2020-21	OM	23-20	624/27.1	98-148	.662	0-2	.000	57-86	.663	48	82	130	5.7	63-1	23	48	28	12	253	11.0
TOTAL FOR OM		23-20	624/27.1	98-148	.662	0-2	.000	57-86	.663	48	82	130	5.7	63-1	23	48	28	12	253	11.0
TOTAL		118-112	3082/26.1	443-718	.617	0-2	.000	294-481	.611	285	507	792	6.7	344-13	78	200	110	47	1180	10.0



2020-21 Ole Miss Men's Basketball Combined Team Statistics All games

Game Records

Record	Overall	Home	Away	Neutral
ALL GAMES	13-10	8-4	5-6	0-0
CONFERENCE	8-8	4-3	4-5	0-0
NON-CONFERENCE	5-2	4-1	1-1	0-0

Score by Periods

Team	1st	2nd	OT	TOT
Ole Miss	766	811	14	1591
Opponents	675	782	12	1469

Team Box Score

No.	Player				Total		3-Point		F-Throw		Rebounds											
		GP-GS	MIN	AVG	FG-FGA	FG%	3FG-FGA	3FG%	FT-FTA	FT%	OFF	DEF	TOT	AVG	PF	DQ	A	TO	BLK	STL	PTS	AVG
2	SHULER, Devontae	23-23	767:23	33.4	132-324	.407	47-139	.338	57-73	.781	13	59	72	3.1	31	0	75	57	3	37	368	16.0
0	WHITE, Romello	23-20	623:51	27.1	98-148	.662	0-2	.000	57-86	.663	48	82	130	5.7	63	1	23	48	28	12	253	11.0
24	JOINER, Jarkel	23-19	686:26	29.8	86-223	.386	12-61	.197	63-75	.840	9	51	60	2.6	36	0	32	36	3	26	247	10.7
5	BUFFEN, KJ	22-17	520:28	23.7	71-137	.518	7-18	.389	39-61	.639	38	56	94	4.3	59	2	35	35	15	21	188	8.5
15	RODRIGUEZ, Luis	23-23	577:54	25.1	64-142	.451	19-55	.345	30-45	.667	36	101	137	6.0	72	4	47	31	13	39	177	7.7
21	ALLEN, Robert	23-7	361:42	15.7	30-60	.500	2-11	.182	31-45	.689	36	34	70	3.0	29	0	20	21	10	15	93	4.0
11	MURRELL, Matthew	23-2	373:26	16.2	31-100	.310	15-49	.306	13-24	.542	13	30	43	1.9	20	0	17	30	3	10	90	3.9
3	SY, Khadim	14-2	155:11	11.1	18-44	.409	5-17	.294	2-2	1.000	10	16	26	1.9	16	0	4	8	4	6	43	3.1
1	CROWLEY, Austin	22-2	264:33	12.0	23-62	.371	6-28	.214	6-8	.750	4	31	35	1.6	26	0	16	18	3	10	58	2.6
14	VAUGHN, Dimencio	16-0	109:15	6.8	10-28	.357	2-12	.167	5-13	.385	6	18	24	1.5	19	0	4	15	1	6	27	1.7
23	HUNTER, Sammy	20-0	134:13	6.7	11-26	.423	2-12	.167	8-13	.615	8	11	19	1.0	20	0	6	5	3	2	32	1.6
12	ROBINSON, Shon	6-0	20:02	3.3	3-10	.300	0-4	.000	2-5	.400	3	2	5	0.8	1	0	0	0	1	0	8	1.3
4	COLLUM, Antavion	7-0	24:56	3.6	3-6	.500	0-2	.000	0-3	.000	3	4	7	1.0	3	0	4	3	0	2	6	0.9
33	MCBRIDE, John	3-0	05:38	1.9	0-2	.000	0-0	.000	1-2	.500	1	0	1	0.3	0	0	0	0	0	0	1	0.3
Team											50	55	105					9				
Total		23	4625		580-1312	.442	117-410	.285	314-455	.690	278	550	828	36.0	395	7	283	316	87	186	1591	69.2
Opponents		23	4625		515-1209	.426	167-451	.370	272-393	.692	209	532	741	32.2	398	8	300	376	76	154	1469	63.9

Team Statistics

	OM	OPP
Scoring	1591	1469
Points per game	69.2	63.9
Scoring margin	+5.3	-
Field goals-att	580-1312	515-1209
Field goal pct	.442	.426
3 point fg-att	117-410	167-451
3-point FG pct	.285	.370
3-pt FG made per game	5.1	7.3
Free throws-att	314-455	272-393
Free throw pct	.690	.692
F-Throws made per game	13.7	11.8
Rebounds	828	741
Rebounds per game	36.0	32.2
Rebounding margin	+3.8	-
Assists	283	300
Assists per game	12.3	13.0
Turnovers	316	376
Turnovers per game	13.7	16.3
Turnover margin	+2.6	-
Assist/turnover ratio	0.9	0.8
Steals	186	154
Steals per game	8.1	6.7
Blocks	87	76
Blocks per game	3.8	3.3
Winning streak	0	-
Home win streak	0	-
Attendance	11527	19769
Home games-Avg/Game	12-961	11-1797
Neutral site-Avg/Game	-	0-0

Team Results

Date	Opponent		Score	Att.
12/10/2020	Jackson St.	W	80-45	1804
12/12/2020	UNCW	W	78-58	895
12/14/2020	Central Ark.	W	68-54	895
12/16/2020	at Middle Tenn.	W	70-51	100
12/19/2020	at Dayton	L	62-65	0
12/22/2020	UT Martin	W	90-43	875
12/29/2020	at Alabama	L	64-82	2055
01/02/2021	Wichita St.	L	79-83	860
01/06/2021	Auburn	W	72-61	853
01/09/2021	LSU	L	61-75	895
01/12/2021	at Florida	L	63-72	2254
01/16/2021	Georgia	L	74-78	870
01/19/2021	at Mississippi St.	W	64-46	1000
01/23/2021	Texas A&M	W	61-50	895
01/27/2021	at Arkansas	L	59-74	4400
01/30/2021	at Georgia	L	61-71	1638
02/02/2021	Tennessee	W	52-50	895
02/06/2021	at Auburn	Wot	86-84	1824
02/10/2021	Missouri	W	80-59	895
02/13/2021	at South Carolina	W	81-74	3250
02/20/2021	Mississippi St.	L	56-66	895
02/23/2021	at Missouri	W	60-53	2995
02/27/2021	at Vanderbilt	L	70-75	253



**2020-21 Ole Miss Men's Basketball
Combined Team Statistics
In Conference games**

Game Records

Record	Overall	Home	Away	Neutral
ALL GAMES	8-8	4-3	4-5	0-0
CONFERENCE	8-8	4-3	4-5	0-0
NON-CONFERENCE	0-0	0-0	0-0	0-0

Score by Periods

Team	1st	2nd	OT	TOT
Ole Miss	501	549	14	1064
Opponents	518	540	12	1070

Team Box Score

No.	Player				Total		3-Point		F-Throw		Rebounds								PTS	AVG		
		GP-GS	MIN	AVG	FG-FGA	FG%	3FG-FGA	3FG%	FT-FTA	FT%	OFF	DEF	TOT	AVG	PF	DQ	A	TO			BLK	STL
2	SHULER, Devontae	16-16	549:56	34.4	95-236	.403	29-97	.299	40-54	.741	9	46	55	3.4	23	0	48	41	3	22	259	16.2
24	JOINER, Jarkel	16-12	507:49	31.7	64-166	.386	8-41	.195	53-63	.841	6	41	47	2.9	27	0	24	28	3	22	189	11.8
0	WHITE, Romello	16-15	431:32	27.0	66-105	.629	0-1	.000	41-61	.672	34	49	83	5.2	46	1	12	35	17	8	173	10.8
5	BUFFEN, KJ	15-10	371:40	24.8	42-88	.477	4-10	.400	24-39	.615	24	38	62	4.1	39	1	24	28	11	13	112	7.5
15	RODRIGUEZ, Luis	16-16	397:30	24.8	40-89	.449	12-36	.333	18-24	.750	23	60	83	5.2	51	3	25	24	8	24	110	6.9
21	ALLEN, Robert	16-6	261:06	16.3	19-38	.500	1-7	.143	25-37	.676	28	23	51	3.2	23	0	12	14	7	12	64	4.0
11	MURRELL, Matthew	16-2	264:58	16.6	19-68	.279	10-33	.303	8-18	.444	10	25	35	2.2	10	0	14	22	3	10	56	3.5
3	SY, Khadim	11-1	130:55	11.9	12-36	.333	4-15	.267	2-2	1.000	9	12	21	1.9	14	0	3	5	4	5	30	2.7
14	VAUGHN, Dimencio	9-0	57:15	6.4	7-16	.438	2-6	.333	3-9	.333	4	7	11	1.2	6	0	1	9	1	5	19	2.1
1	CROWLEY, Austin	15-2	160:55	10.7	12-33	.364	3-13	.231	4-6	.667	4	21	25	1.7	14	0	5	5	0	7	31	2.1
23	HUNTER, Sammy	14-0	85:53	6.1	8-17	.471	1-7	.143	4-5	.800	6	7	13	0.9	12	0	5	2	2	2	21	1.5
4	COLLUM, Antavion	1-0	02:20	2.3	0-0	.000	0-0	.000	0-2	.000	0	0	0	0.0	1	0	0	0	0	0	0	0.0
12	ROBINSON, Shon	2-0	01:51	0.9	0-1	.000	0-0	.000	0-2	.000	0	1	1	0.5	0	0	0	0	0	0	0	0.0
33	MCBRIDE, John	1-0	01:21	1.4	0-0	.000	0-0	.000	0-0	.000	0	0	0	0.0	0	0	0	0	0	0	0	0.0
Team											33	36	69				7					
Total		16	3225		384-893	.430	74-266	.278	222-322	.689	190	366	556	34.8	266	5	173	220	59	130	1064	66.5
Opponents		16	3225		379-850	.446	124-327	.379	188-276	.681	149	369	518	32.4	268	4	233	237	64	113	1070	66.9

Team Statistics

	OM	OPP
Scoring	1064	1070
Points per game	66.5	66.9
Scoring margin	-0.4	-
Field goals-att	384-893	379-850
Field goal pct	.430	.446
3 point fg-att	74-266	124-327
3-point FG pct	.278	.379
3-pt FG made per game	4.6	7.8
Free throws-att	222-322	188-276
Free throw pct	.689	.681
F-Throws made per game	13.9	11.8
Rebounds	556	518
Rebounds per game	34.8	32.4
Rebounding margin	+2.4	-
Assists	173	233
Assists per game	10.8	14.6
Turnovers	220	237
Turnovers per game	13.8	14.8
Turnover margin	+1.1	-
Assist/turnover ratio	0.8	1.0
Steals	130	113
Steals per game	8.1	7.1
Blocks	59	64
Blocks per game	3.7	4.0
Winning streak	0	-
Home win streak	0	-
Attendance	6198	19669
Home games-Avg/Game	7-885	9-2185
Neutral site-Avg/Game	-	0-0

Team Results

Date	Opponent		Score	Att.
12/29/2020	at Alabama	L	64-82	2055
01/06/2021	Auburn	W	72-61	853
01/09/2021	LSU	L	61-75	895
01/12/2021	at Florida	L	63-72	2254
01/16/2021	Georgia	L	74-78	870
01/19/2021	at Mississippi St.	W	64-46	1000
01/23/2021	Texas A&M	W	61-50	895
01/27/2021	at Arkansas	L	59-74	4400
01/30/2021	at Georgia	L	61-71	1638
02/02/2021	Tennessee	W	52-50	895
02/06/2021	at Auburn	Wot	86-84	1824
02/10/2021	Missouri	W	80-59	895
02/13/2021	at South Carolina	W	81-74	3250
02/20/2021	Mississippi St.	L	56-66	895
02/23/2021	at Missouri	W	60-53	2995
02/27/2021	at Vanderbilt	L	70-75	253