



MISSISSIPPI STATE 2020-21 BASKETBALL

NCAA TOURNAMENT APPEARANCES
1963 • 1991 • 1995 • 1996 • 2002 • 2003
2004 • 2005 • 2008 • 2009 • 2019

MEN'S BASKETBALL CONTACT
MATT DUNAWAY • MDUNAWAY@ATHLETICS.MSSTATE.EDU
OFFICE (662) 325-3595 • CELL (727) 215-3857

28



Mississippi State (14-13 • 8-10 SEC) vs. Kentucky (9-15 • 8-9 SEC)



GAME 28 • BRIDGESTONE ARENA • NASHVILLE, TENNESSEE • THURSDAY, MARCH 11 • 11:00 A.M. CT

TV: SEC NETWORK • WATCH ESPN APP • RADIO: 100.9 WKBB-FM • STARKVILLE • ONLINE: HAILSTATE.COM • TUNE-IN RADIO APP

MISSISSIPPI STATE (14-13 • 8-10 SEC)

H: 9-6 • A: 5-4 • N: 0-3 • OT: 0-2

NOVEMBER • 1-2

Space Coast Challenge • Melbourne, Florida • Nov. 25-26

Wed. 25 vs. Clemson • CBS-SN L • 53-42

Thur. 26 vs. Liberty • CBS-SN L • 84-73

Mon. 30 Texas State • SECN W • 68-51

DECEMBER • 5-1

Fri. 4 North Texas • SECN+ W • 69-63

Tue. 8 Jackson State • SECN W • 82-59

Holiday Hoopsgiving • Atlanta, Georgia • Dec. 12

Sat. 12 vs. Dayton • ESPN L • 85-82 • 20T

Wed. 16 Central Arkansas • SECN W • 81-65

Mon. 21 Mississippi Valley State • SECN W • 87-48

Wed. 30 at Georgia • SEC • SECN W • 83-73

JANUARY • 4-5

Sat. 2 Kentucky • SEC • SECN L • 78-73 • 20T

Tue. 5 No. 13 Missouri • SEC • SECN W • 78-63

Sat. 9 at Vanderbilt • SEC • SECN W • 84-81

Wed. 13 Texas A&M • SEC • SECN L • 56-55

Sat. 16 Florida • SEC • ESPN2 W • 72-69

Tue. 19 Ole Miss • SEC • SECN L • 64-46

Sat. 23 at No. 18 Alabama • SEC • SECN L • 81-73

Tue. 26 at No. 18 Tennessee • SEC • SECN L • 56-53

SEC/Big 12 Challenge • Starkville, Mississippi • Jan. 30

Sat. 30 Iowa State • ESPN2 W • 95-56

FEBRUARY • 3-4

Tue. 2 at Arkansas • SEC • SECN L • 61-45

Sat. 6 at South Carolina • SEC • SECN W • 75-59

Wed. 10 LSU • SEC • ESPN L • 94-80

Sat. 13 Vanderbilt • SEC • SECN L • 72-51

Sat. 20 at Ole Miss • SEC • SECN W • 66-56

Wed. 24 South Carolina • SEC • SECN W • 69-48

Sat. 27 No. 6 Alabama • SEC • SECN L • 64-59

MARCH • 1-1

Wed. 3 at Texas A&M • SEC • SECN W • 63-57

Sat. 6 at Auburn • SEC • SECN L • 78-71.

SEC Tournament • Nashville, Tennessee • March 10-14

Thur. 11 Kentucky • SECN 11 a.m.

NCAA First Four • March 18 TBA

NCAA 1st/2nd Rounds • March 19-22 TBA

NCAA Sweet 16/Elite 8 • March 27-30 TBA

NCAA Final 4 • April 3, 5 TBA

All Times Central; Rankings reflect AP Top 25 poll on gameday; RV - Receiving Votes; Home Games in Maroon and Bolded

WHAT'S INSIDE • TOC

Schedule & Results • Probable Starters • Matchup Breakdown	1
Off the Bench • Stats Comparison • On the Air	2
TV/Radio Chart • 2020-21 Roster/Coaching Staff/Pronunciation Guide	3
2020-21 Overall Stats • 2020-21 SEC Stats	4-5
SEC Tournament Results • Series History • Team/Individual Records	6-11
Series History • Kentucky • 2020-21 Kentucky	12-13
Notebook • Records Watch	14-20
Last Time Out • Mississippi State vs. Auburn	21
Mississippi State Record When • Miscellaneous Stats	22
Team Game-by-Game • Starting Lineups	23
Specialty Stats • Scoring Breakdown	24
SEC Standings/Schedule • SEC Rankings Team/Individual • NET Breakdown	25
Top 25 Polls • Votes Breakdown	26
2020-21 Box Scores	27-33
Coach Howland Era Overall/SEC Records • Team/Individual	34-41
Player Career Game-by-Game Stats • Player Season/Career Highs	42-47
Player Pages	48-60
Coach Howland	61

MISSISSIPPI STATE POSSIBLE STARTING LINEUP • BASED ON PREVIOUS GAMES

NO. 1 IVERSON MOLINAR • G • 6-3 • 190 • SO. • PANAMA CITY, PANAMA

2020-21 • 16.4 PPG • 146-311 FG • 33-74 3-PT FG • 68-84 FT • 4.0 RPG • 2.5 APG • 1.0 SPG

LAST GAME • AT AUBURN • 17 PTS • 6-14 FG • 1-3 3-PT FG • 4-4 FT • 5 REB • 2 ASST

• Molinar is an explosive combo guard who is a talented shooter, passer and slasher that can get to the rim • 16.4 PPG is 6th in the SEC (03/10)
• Dialed up career-high 24 PTS at UGA (12/30) and at VANDY (01/09) • Howland: Molinar's jump from FR/SOPH reminds him of Russell Westbrook at UCLA
• 10+ PTS in 21 of his 24 outings and 6 GMS of 20+ PTS in 2020-21 • His +10.5 PPG is 8th largest FR/SOPH scoring jump in SEC over last decade
• MSU is 17-9 when Molinar scores 10+ PTS • 10+ PTS in 25 of his 32 career starts • Most notable NBA player from Panama is Rolando Blackman (1982-94)
• Played AAU circuit for Team Why Not, Russell Westbrook's team coached by his brother, in the Nike EYB • Played for Panama at 2017 FIBA AmeriCup

NO. 3 • D.J. STEWART JR. • G • 6-6 • 205 • R-SO. • GRACE, MISSISSIPPI

2020-21 • 16.5 PPG • 161-374 FG • 42-119 3-PT FG • 82-103 FT • 3.2 RPG • 2.7 APG • 1.4 SPG

LAST GAME • AT AUBURN • 19 PTS • 8-15 FG • 1-4 3-PT FG • 2-2 FT • 5 REB • 1 ASST • 1 STL

• Stewart Jr. is All-SEC 2nd Team in 2020-21 • Named the No. 2 prospect in Mississippi for Class of 2018 behind former teammate Robert Woodard II
• Redshirted 2018-19 • Career-high 32 PTS versus DAY (12/12) • SEC career-high 29 PTS at SC (02/06) • 16.5 PPG is 5th in SEC (03/10)
• Stewart Jr. and Molinar are 2 of 12 SEC players to have at least 6 GMS of 20+ PTS in 2020-21 • 1 of 9 SEC players to have 30+ PTS this season
• 10+ PTS in 23 of 27 GMS during 2020-21 • He and Molinar's 32.9 PPG are 4th in the SEC in 2020-21 & MSU's highest scoring duo since Ravern Johnson and Dee Bost in 2010-11 • MSU is 10-2 when Molinar, Stewart Jr. and Tolu Smith score 10+ PTS during the same game this season.

NO. 20 • DEREK FOUNTAIN • F • 6-9 • 210 • FR. • HOLLY SPRINGS, MISSISSIPPI

2020-21 • 4.7 PPG • 24-52 FG • 10-26 3-PT FG • 3-6 FT • 2.5 RPG • 0.9 APG

LAST GAME • AT AUBURN • 0 PTS • 0-1 FG • 0-1 3-PT FG • 0-0 FT

• Fountain is a versatile wing man who is a strong shooter, passer, rebounder and defender • Posted 23.0 PPG and 13.0 RPG as a senior
• Holly Springs went 28-5 en route to the MHSAA Class 3A state semifinals in 2019-20 • Holly Springs were state runner-up in 2017-18 & 2018-19
• A 2-time All-State selection & Class 3A District 2 MVP honoree • Made 1st career MSU start vs. Vanderbilt (02/13) • Started 4 of last 6 (02/13-03/06)
• Piled up season's best of 20 PTS, 7 REB and 2 ASST versus LSU (02/10) • 176 of his 199 minutes of action has been in last 8 GMS (02/06-03/06)
• 1 of 4 MSU freshmen to score 20+ PTS off bench under Howland • Other 3 are 1,000 PTS scorers in Tyson Carter, Lamar Peters & Quindary Weatherspoon
• Played the AAU circuit for Team Thad out of Memphis, Tennessee founded by NBA player Thaddeus Young • AAU teammates with Matthews

NO. 35 • TOLU SMITH • F • 6-10 • 245 • R-SO. • BAY ST. LOUIS, MISSISSIPPI

2020-21 • 12.7 PPG • 131-227 FG • 0-0 3-PT FG • 81-140 FT • 8.6 RPG • 1.2 APG • 0.7 BPG

LAST GAME • AT AUBURN • 20 PTS • 7-17 FG • 0-0 3-PT FG • 6-14 FT • 9 REB • 2 STL

• Smith spent his freshman season (2018-19) at Western Kentucky under former MSU coach Rick Stansbury • Posted 3.3 PPG and 2.6 RPG in 34 GMS
• Amassed 20 PTS versus LIB (11/26) • 7th double-double with 12 PTS & 13 REB vs. #6 Bama (02/27) • Career-highs 27 PTS & 14 REB vs. UF (01/16)
• Redshirted 2019-20 • 10+ PTS in 18 GMS in 2020-21 after WKU-high was 9 PTS vs. West Virginia (11/16/2018) • Hit on 85-of-139 from the floor (61.1 percent) in last 17 GMS (01/05-03/06) • 7 double-doubles in 2020-21 are T-1st on the SEC leaderboard • 8.6 RPG is 1st, 3.4 O-RPG is 1st & 5.2 D-RPG is 4th in SEC (03/10) • Prepped at Kahuku Intermediate School in Hawaii where he registered 21.2 PPG, 10.3 RPG and 1.6 BPG as a senior

NO. 24 • ABDUL ADO • F • 6-11 • 255 • R-SR. • LAGOS, NIGERIA

2020-21 • 5.6 PPG • 58-109 FG • 0-0 3-PT FG • 34-50 FT • 6.3 RPG • 2.0 BPG • 0.7 SPG

LAST GAME • AT AUBURN • 5 PTS • 1-2 FG • 0-0 3-PT FG • 3-4 FT • 5 REB • 2 ASST • 1 BLK

• Ado tucked away 5.7 PPG, 6.7 RPG & 1.9 BPG in 2019-20 • 236 career BLK is 3rd at MSU • Started 124 of 125 GMS, which is 1st in MSU history
• 2020-21 SEC season-high is 11 PTS vs. UF (01/16) • 2019-20 SEC season-high was 14 PTS vs. SC (02/19) • Career-high is 19 PTS at A&M (02/20/2018)
• SEC's active leader in REBs & BLKs • His 1.9 BPG (6th • 2017-18) • 1.8 BPG (7th • 2018-19) • 1.9 BPG (4th • 2019-20) • 2.0 BPG (3rd • 2020-21)
• 1 of 5 named to All-SEC Defensive Team in 2020-21 • Career-high 9 BLK vs. #8 AU (01/07/2020) • 68 career GMS with 2+ BLKS & 15 in 2020-21
• 11th in MSU history with 750 REB • 4 REB away from passing Jack Houston (1952-53-54-55) • 6.7 RPG (9th • 2019-20) • 6.3 RPG (10th • 2020-21)
• SEC's top returning offensive rebounder • 2.5 O-RPG (6th • 2020-21) • 100+ O-REB in 2 of first 3 seasons • Has 20 career GMS with 5+ O-REB
• Ado was Tennessee's 2016 Player of the Year at Hamilton Heights HS • 4-star recruit • Ranked No. 76 by ESPN Top 100 for Class of 2016

MATCHUP BREAKDOWN

MISSISSIPPI STATE

Record	14-13 • 8-10 SEC
Ranking	NR • AP • USA Today
Last Game	L • 78-71 • at Auburn • 03/06
Head Coach	Ben Howland
MSU OC • OVR Record	112-80 • 95-80 • 6th Season
NCAA OC • OVR Record	513-286 • 496-286 • 25th Season
Howland vs. Kentucky	1-8 • 0-7 at MSU • 1-1 at UCLA
Leading Scorer	D.J. Stewart Jr. • 16.5 PPG
Leading Rebounder	Tolu Smith • 8.6 RPG
Leading Assists	Deivon Smith • 3.1 APG
Leading Blocks	Abdul Ado • 2.0 BPG
Leading Steals	D.J. Stewart Jr. • 1.4 SPG

KENTUCKY

Record	9-15 • 8-9 SEC
Ranking	NR • AP • USA Today
Last Game	W • 92-64 • South Carolina • 03/06
Head Coach	John Calipari
Kentucky Record	339-92 • 12th Season
NCAA OC • OVR Record	759-226 • 743-230 • 29th Season
Calipari vs. MSU	16-0 • 15-0 at Kentucky • 1-0 at Memphis
Leading Scorer	Brandon Boston Jr. • 12.0 PPG
Leading Rebounder	Isaiah Jackson • 6.8 RPG
Leading Assists	Devin Askew • 3.0 APG
Leading Blocks	Isaiah Jackson • 2.6 BPG
Leading Steals	Brandon Boston Jr. • 1.4 SPG

STATS COMPARISON

MISSISSIPPI STATE	CATEGORY	KENTUCKY
69.4	Points Per Game	70.3
65.7	Opponent Points Per Game	70.0
45.5	Field Goal Percentage	41.7
39.9	Opponent Field Goal Percentage	41.0
34.9	3-Pt. Field Goal Percentage	33.2
31.7	Opponent 3-Pt. Field Goal Percentage	31.3
5.4	3-Pts. Per Game	6.2
7.6	Opponent 3-Pts. Per Game	6.6
64.2	Free Throw Percentage	73.4
12.3	Free Throws Made Per Game	15.0
11.1	Opponent Free Throws Made Per Game	13.5
38.9	Rebounds Per Game	38.4
32.1	Opponent Rebounds Per Game	35.8
+6.8	Rebounding Margin	+2.6
13.0	Assists Per Game	12.3
14.9	Turnovers Per Game	14.3
12.3	Turnovers Forced Per Game	12.7
-2.6	Turnover Margin	-1.6
0.9	Assist/Turnover Ratio	0.9
6.7	Steals Per Game	6.3
4.7	Blocks Per Game	6.1

HALF TOTALS • HIGHS/LOWS

MOST FIRST HALF POINTS

Mississippi State	44	Iowa State • 01/30/2021
Opponent	45	Vanderbilt • 02/13/2021

FEWEST FIRST HALF POINTS

Mississippi State	19	vs. Clemson • 11/25/2020
Opponent	20	North Texas • 12/04/2020

MOST SECOND HALF POINTS

Mississippi State	51	Iowa State • 01/30/2021
	51	No. 13 Missouri • 01/05/2021
Opponent	46	at Auburn • 03/06/2021
	46	at Vanderbilt • 01/09/2021

FEWEST SECOND HALF POINTS

Mississippi State	21	Vanderbilt • 02/13/2021
Opponent	23	Mississippi Valley State • 12/21/2020

LARGEST HALFTIME LEAD

Mississippi State	17	Mississippi Valley State • 12/21/2020
Opponent	13	No. 6 Alabama • 02/27/2021

LARGEST MARGIN OF VICTORY

Mississippi State	39	Iowa State • 01/30/2021
	39	Mississippi Valley State • 12/21/2020
Opponent	21	Vanderbilt (02/13/2021)

ON THE AIR

TELEVISION

- SEC Network • Watch ESPN App
- Ch. 611 DirecTV • Ch. 1607 AT&T U-Verse • Ch. 220 C-Spire
- Ch. 404/408 Dish • Ch. 1026 MaxxSouth
- Karl Ravach • Play-by-Play • Jimmy Dykes • Analyst

RADIO

- WKBB-FM 100.9 • Starkville • West Point
- Online: Hail State Plus • www.HailState.com/Watch
- Neil Price • Play-by-Play

SOCIAL MEDIA

- Facebook
- www.Facebook.com/HailStateMBK
- Twitter • Instagram • Coach Howland
- @HailStateMBK • @Ben_Howland

MISSISSIPPI STATE OFF THE BENCH • NUMERICAL ORDER

NO. 0 • JALEN JOHNSON • G/F • 6-6 • 210 • R-SR. • BATON ROUGE, LOUISIANA

2020-21 • 5.2 PPG • 39-101 FG • 25-67 3-PT FG • 22-31 FT • 1.7 RPG

LAST GAME • AT AUBURN • 0 PTS • DNP • 0-0 FG • 0-0 3-PT FG • 0-0 FT

- Johnson has amassed 1,186 PTS and 536 REB in 123 GMS • Previous stops were Saint Louis (2016-17 • 2017-18) & Louisiana-Lafayette (2019-20)
- Career-high was 27 PTS versus Louisiana-Monroe (01/25/2020) • Ranked in Sun Belt's top 10 in PTS (15.5 – 7th), REB (6.6 – 7th) and FT % (82.9 – 4th)
- Played in 123 career games with 86 starts • Collected 58 outings of 10-plus points • 11 outings of 20-plus points • 9 career double-doubles
- Season-high 15 PTS vs. UCA (12/16), his 1st MSU start • SEC season's best 14 PTS against UK (01/02) • Hit a 3-PT FGM in 15 of 24 GMS • 6 GMS with 2+ treys
- Prepped at University Lab School in Baton Rouge • Won three straight Louisiana Class 3A Championships in 2013-14, 2014-15 and 2015-16
- Notable basketball U-High alumni include Glen Davis (LSU • 2005-06-07) and Garrett Temple (LSU • 2006-07-08-09) who played in the NBA

NO. 2 • JAVIAN DAVIS • F • 6-9 • 245 • R-SO. • CANTON, MISSISSIPPI

2020-21 • 2.6 PPG • 21-54 FG • 2-15 3-PT FG • 16-41 FT • 3.5 RPG • 0.7 APG

LAST GAME • AT AUBURN • 0 PTS • 0-0 FG • 0-0 3-PT FG • 0-0 FT

- Davis posted 6.0 PPG and 3.8 RPG per game over his 31 appearances as a redshirt freshman at Alabama during the 2019-20 season
- Alabama went 7-2 when Davis provided double figures in 2019-20 • Ripped off season-highs 20 PTS & 10 REB vs. SC (02/29/2020)
- MSU-high is 11 PTS versus JSU (12/08) • Tallied 9 PTS, 8 REB against UCA (12/16) • SEC season-highs are 5 PTS and 7 REB versus UK (01/02)
- Chose MSU over Georgetown, Wake Forest and Xavier in transfer process • Redshirted 2018-19 where he transformed his body dropping over 40 LBS
- Prepped at Canton HS where he secured 17.0 PPG, 12.0 RPG and 2.0 BPG as a senior • Team went 29-4 and appeared in state semis in 2017-18
- Rated Mississippi's No. 3 prospect for 2018 behind MSU's Robert Woodard II & D.J. Stewart Jr. • 2017-18 Jackson Clarion-Ledger "Dandy Dozen" list

NO. 4 • CAMERON MATTHEWS • G/F • 6-7 • 220 • FR. • OLIVE BRANCH, MISSISSIPPI

2020-21 • 2.2 PPG • 23-53 FG • 4-17 3-PT FG • 6-25 FT • 2.5 RPG • 1.2 APG • 0.8 SPG

LAST GAME • AT AUBURN • 4 PTS • 2-2 FG • 0-0 3-PT FG • 0-0 FT • 2 REB • 2 ASST • 1 STL

- Matthews is a versatile G/F who possesses great handles, can see the floor & attack the rim • Solid defender who is a strong rebounder & rim protector
- Tallied season's best 8 PTS & 3 STL vs. CLEM (11/25) • SEC season-high 6 PTS & career-best 7 REB at #18 BAMA (01/23) • Made 1st SEC start at #18 TENN (01/26)
- Secured game-clinching steal on Scotty Pippen Jr. during the closing seconds at VANDY (01/09) • Has a STL in 14 GMS with 6 GMS of 2+ STLs
- OBHS went 77-18 over his last three seasons • State champs (2017-18) • Notched 16.2 PPG, 14.5 RPG, 5.4 APG and 3.1 BPG as a senior
- Played the AAU circuit for Team Thad out of Memphis, Tennessee founded by NBA player Thaddeus Young • AAU teammates with Fountain

NO. 5 • DEIVON SMITH • G • 6-1 • 165 • FR. • LOGANVILLE, GEORGIA

2020-21 • 5.1 PPG • 52-155 FG • 16-54 3-PT FG • 17-28 FT • 3.7 RPG • 3.1 APG • 1.0 SPG

LAST GAME • AT AUBURN • 6 PTS • 3-9 FG • 0-2 3-PT FG • 0-0 FT • 7 REB • 2 ASST • 2 STL

- Smith is an explosive true point guard with dynamic court vision who excels in transition and is an exceptional finisher with both hands at the rim
- No. 69 nationally, 8th ESPN top 100 prospect to sign under Ben Howland, at MSU • Ripped off 13 PTS, 3 ASST, 2 STL in his home state at UGA (12/30)
- 5+ PTS in 12 of 18 SEC GMS • 3+ ASST in 12 of 18 SEC GMS • Collected 53 of 83 ASST in last 14 GMS (01/16-03/06) • Scored 12 PTS vs. LSU (02/10)
- Started opener with Cameron Matthews to give MSU 6 freshmen starters under Howland • Last time MSU started two true FR in opener was Tyson Carter and Mario Kegler (2016-17) • Secured 17.6 PPG, 8.3 APG, 8.1 RPG and 3.5 SPG as a senior at Grayson HS • Named 2020 Gwinnett Prep Sports POY
- Played the AAU circuit for the Atlanta Celtics where he and teammate Andersson Garcia won the 2019 Adidas Gauntlet U17 in Birmingham

NO. 32 • QUINTEN POST • F • 7-0 • 225 • FR. • AMSTERDAM, THE NETHERLANDS

2020-21 • 2.9 PPG • 30-69 FG • 9-33 3-PT FG • 3-8 FT • 2.3 RPG

LAST GAME • AT AUBURN • 0 PTS • 0-0 FG • 0-0 3-PT FG • 0-0 FT • 2 REB • 1 BLK

- Post is a skilled, athletic post who played for Alba Berlin Youth Club in Germany where he averaged 15.8 PPG and 6.8 RPG in 2018-19
- Piled up a career-best 10 PTS versus MVST (12/21) • SEC season's best 6 PTS at ARK (02/02) & at A&M (03/03) • Added 7 PTS & 6 REB vs. ISU (01/30)
- Career-best 10 REB, a career-high tying 2 BLK and a career-best 2 STL at #18 TENN (01/26) • Scored PTS in 19 of 33 career appearances
- Represented Dutch national team to 6th place finish at the FIBA European Division B U20 Championships in July 2019
- Secured 7.4 PPG, 4.1 RPG and 1.4 APG • Tallied 11 PTS, 10 REB and 5 ASST vs. Estonia • Added 9 PTS, 5 REB and 2 BLK against TXST (11/30)
- Most notable NBA players from the Netherlands include Rik Smits "The Dunking Dutchman" (1989-2000) and Swen Nater (1977-84)

NO. 11 • ANDERSSON GARCIA • G/F • 6-7 • 205 • FR. • MOCA, DOMINICAN REPUBLIC

2020-21 • 2.0 PPG • 7-11 FG • 2-3 3-PT FG • 0-2 FT • 0.9 RPG

LAST GAME • AT AUBURN • DNP • 0 PTS • 0-0 FG • 0-0 3-PT FG • 0-0 FT

- Garcia is an extremely athletic forward who is a strong driver, passer, shooter and ball-handler • Solid defender who can guard the 1-4 positions
- Posted 9.0 PPG, 9.6 RPG and 3.7 APG as a senior • Hamilton Heights is the same HS program that MSU rising senior Abdul Ado prepped at
- Hamilton Heights went 28-3 & won NACA National Championship in 2019-20 • Season-high 5 PTS against ISU (01/30) • SEC-best 4 PTS versus SC (02/24)
- Notable players from Hamilton Heights include NBA standouts Nickeil Alexander-Walker (Virginia Tech) & Shai Gilgeous-Alexander (Kentucky)
- Played the AAU circuit for the Atlanta Celtics where he and MSU teammate Deivon Smith won the 2019 Adidas Gauntlet U17 in Birmingham

NO. 55 • KEONDRE MONTGOMERY • G/F • 6-7 • 200 • FR. • JACKSON, MISSISSIPPI

2020-21 • 1.3 PPG • 4-14 FG • 1-4 3-PT FG • 0-0 FT • 0.4 APG









LAST GAME • AT AUBURN • DNP • 0 PTS • 0-0 FG • 0-0 3-PT FG • 0-0 FT







- Montgomery is an extremely gifted scorer who can score on all three levels • Outstanding 3-PT shooter and a strong finisher at the basket
- Poured in 28.1 PPG, 8.5 RPG, 4.0 APG, 2.1 BPG and 2.0 SPG as a senior • Forest Hill went 25-6 and advanced to state semifinals in 2019-20
- A two-time All-State First-Team and Jackson-Clarion Ledger "Dandy Dozen" selection • Scored 1st MSU basket against Texas State (11/30)
- Keondre Montgomery, Cameron Matthews and Derek Fountain were state of Mississippi's top 3 prospects for Class of 2020
- Played the AAU circuit for MEBO Team Hood • MEBO Team Hood alumni include MSU's D.J. Stewart Jr. and Robert Woodard II






TEAM NUGGETS

- A balanced offensive attack has been key as State has collected a 10-2 record when Molinar, Stewart Jr. and T. Smith each record double figures.
- Over the team's last five wins, the Bulldogs have held the opposition to 55.2 points per game on a collective 32.7 shooting percentage.
- MSU has outrebounded 21 of its 27 opponents, highlighted by a +10 rebounding margin in nine (9) games in 2020-21.
- The Bulldogs are third on the SEC leaderboard in paint points (884), only behind Georgia (1038) and Arkansas (954).
- State is 8-1 when knocking down at least 8 three-pointers and posted a 6-2 mark this season when committing 12 turnovers or less.

2020-21 MISSISSIPPI STATE TV/RADIO ROSTER

 Jalen Johnson G/F • 6-6 • 210 R SR • TR Baton Rouge Louisiana	 Iverson Molinar G • 6-3 • 190 SO • 1L Panama City Panama	 Javian Davis F • 6-9 • 245 R SO • TR Canton Mississippi	 D.J. Stewart Jr. G • 6-6 • 205 R SO • 1L Grace Mississippi	 Cameron Matthews G/F • 6-7 • 220 FR • HS Olive Branch Mississippi	 Deivon Smith G • 6-1 • 165 FR • HS Loganville Georgia	 Andersson Garcia G/F • 6-7 • 205 FR • HS Moca Dominican Republic	 Derek Fountain F • 6-9 • 210 FR • HS Holly Springs Mississippi
---	--	---	--	---	---	--	--

 Justin Rumph G • 6-5 • 215 R JR • SQ Birmingham Alabama	 Abdul Ado F • 6-11 • 255 R SR • 3L Lagos Nigeria	 Isaac Stansbury G • 6-1 • 160 SO • SQ Bowling Green Kentucky	 Andrew Junkin F • 6-11 • 240 R SO • 1L New Hope Mississippi	 Quinten Post F • 7-0 • 240 So • HS Amsterdam The Netherlands	 Reggie Morris G • 6-1 • 160 FR • HS Grandview Missouri	 Tolu Smith F • 6-11 • 245 R SO • 1L Bay St. Louis Mississippi	 Keondre Montgomery G/F • 6-7 • 200 FR • HS Jackson Mississippi
---	--	--	---	--	--	---	--

 Ben Howland Head Coach 6th Season	 George Brooks Assistant Coach 11th Season	 Korey McCray Assistant Coach 6th Season	 Ernie Zeigler Assistant Coach 6th Season	 Michael Moynihan Director of Operations 5th Season 4th as OPS	 Derrick Zimmerman Director of Scouting/Analytics 3rd Season 1st as S&A	 Collin Crane Strength & Conditioning Coach 4th Season	 Seth Tisdale Athletic Trainer 3rd Season
--	--	--	---	--	---	---	---

2020-21 ROSTER

NO.	NAME	POS	HT.	WT.	CL.-EXP	HOMETOWN [HIGH SCHOOL/PREVIOUS SCHOOL]
0	Jalen Johnson	G/F	6-6	210	R Sr.-TR	Baton Rouge, Louisiana [University Lab School/Louisiana-Lafayette]
1	Iverson Molinar	G	6-3	190	So.-1L	Panama City, Panama [Veritas Prep - California]
2	Javian Davis	F	6-9	245	R So.-TR	Canton, Mississippi [Canton HS/Alabama]
3	D.J. Stewart, Jr.	G	6-6	205	R So.-1L	Grace, Mississippi [Riverside HS]
4	Cameron Matthews	G/F	6-7	220	Fr.-HS	Olive Branch, Mississippi [Olive Branch HS]
5	Deivon Smith	G	6-1	165	Fr.-HS	Loganville, Georgia [Grayson HS]
11	Andersson Garcia	G/F	6-7	205	Fr.-HS	Moca, Dominican Republic [Hamilton Heights HS - Tennessee]
20	Derek Fountain	F	6-9	210	Fr.-HS	Holly Springs, Mississippi [Holly Springs HS]
21	Justin Rumph	G	6-5	215	R Jr.-SQ	Birmingham, Alabama [Hoover HS/Faulkner/Southern Union State CC]
24	Abdul Ado	F	6-11	255	R Sr.-3L	Lagos, Nigeria [Hamilton Heights HS - Tennessee]
25	Isaac Stansbury	G	6-1	160	So.-SQ	Bowling Green, Kentucky [Greenwood HS]
30	Andrew Junkin	F	6-11	240	R So.-1L	New Hope, Mississippi [New Hope HS]
32	Quinten Post	F	7-0	240	So.-1L	Amsterdam, The Netherlands [Cartesius Lyceum HS]
33	Reggie Morris	G	6-1	160	Fr.-HS	Grandview, Missouri [Grandview HS]
35	Tolu Smith	F	6-10	245	R So.-TR	Bay St. Louis, Mississippi [Kahuku HS - Hawaii/Western Kentucky]
55	Keondre Montgomery	G/F	6-7	200	Fr.-HS	Jackson, Mississippi [Forest Hill HS]

 Matt Dunaway Media Relations	 Emmanuel Ejeh Graduate Assistant	 Gerdarius Troutman Graduate Assistant
---	---	--

2020-21 COACHING/SUPPORT STAFF

Head Coach: Ben Howland (Weber State • 1979)
Assistant Coach: George Brooks (Mississippi St • 1997)
Assistant Coach: Korey McCray (Mercer • 2001)
Assistant Coach: Ernie Zeigler (Cleary College • 1994)

Director of Operations: Michael Moynihan (North Georgia • 2010)
Director of Scouting & Analytics: Derrick Zimmerman (Mississippi St • 2003)
Strength & Conditioning Coach: Collin Crane (Carson-Newman • 2013)
Athletic Trainer: Seth Tisdale (High Point • 2012)
Athletic Communications: Matt Dunaway (UCF • 2005)
Graduate Assistant: Emmanuel Ejeh (Mississippi Valley St • 2019)
Graduate Assistant: Gerdarius Troutman (Florida Atlantic • 2018)

PRONUNCIATION GUIDE

Abdul ADO	ab-DOOL ah-DO
JAVIAN Davis	JAY-vee-un
IVERSON Molinar	eye-VER-suhn
DEIVON Smith	DAY-vonn
TOLU Smith	TOE-loo



2020-21 Mississippi St. Men's Basketball
Combined Team Statistics
All games

Game Records

Record	Overall	Home	Away	Neutral
ALL GAMES	14-13	9-6	5-4	0-3
CONFERENCE	8-10	3-6	5-4	0-0
NON-CONFERENCE	6-3	6-0	0-0	0-3

Score by Periods

Team	1st	2nd	OT	TOT
Mississippi St.	870	975	30	1875
Opponents	822	914	38	1774

Team Box Score

No.	Player				Total		3-Point		F-Throw		Rebounds											
		GP-GS	MIN	AVG	FG-FGA	FG%	3FG-FGA	3FG%	FT-FTA	FT%	OFF	DEF	TOT	AVG	PF	DQ	A	TO	BLK	STL	PTS	AVG
3	STEWART JR., D.J.	27-27	945:55	35.0	161-374	.430	42-119	.353	82-103	.796	14	72	86	3.2	43	0	73	74	6	38	446	16.5
1	MOLINAR, Iverson	24-23	776:55	32.4	146-311	.469	33-74	.446	68-84	.810	8	87	95	4.0	42	0	61	58	3	25	393	16.4
35	SMITH, Tolu	27-27	843:17	31.2	131-227	.577	0-0	.000	81-140	.579	91	140	231	8.6	70	2	32	63	20	15	343	12.7
24	ADO, Abdul	27-27	742:03	27.5	58-109	.532	0-0	.000	34-50	.680	67	103	170	6.3	59	2	20	40	54	19	150	5.6
0	JOHNSON, Jalen	24-11	395:23	16.5	39-101	.386	25-67	.373	22-31	.710	7	34	41	1.7	18	0	10	14	4	7	125	5.2
5	SMITH, Deivon	27-8	596:06	22.1	52-155	.335	16-54	.296	17-28	.607	10	89	99	3.7	48	1	83	49	5	28	137	5.1
20	FOUNTAIN, Derek	13-4	198:46	15.3	24-52	.462	10-26	.385	3-6	.500	5	28	33	2.5	17	0	12	12	7	4	61	4.7
21	RUMPH, Justin	1-0	01:19	1.3	1-1	1.000	1-1	1.000	0-0	.000	0	1	1	1.0	0	0	0	0	0	0	3	3.0
32	POST, Quinten	25-0	226:51	9.1	30-69	.435	9-33	.273	3-8	.375	21	36	57	2.3	28	0	9	21	13	8	72	2.9
2	DAVIS, Javian	23-0	281:10	12.2	21-54	.389	2-15	.133	16-41	.390	30	50	80	3.5	46	1	15	24	5	9	60	2.6
4	MATTHEWS, Cameron	25-8	417:55	16.7	23-53	.434	4-17	.235	6-25	.240	30	32	62	2.5	43	1	29	25	8	21	56	2.2
11	GARCIA, Andersson	8-0	28:18	3.5	7-11	.636	2-3	.667	0-2	.000	4	3	7	0.9	2	0	3	3	1	3	16	2.0
30	JUNKIN, Andrew	3-0	10:15	3.4	2-2	1.000	0-0	.000	0-0	.000	0	0	0	0.0	2	0	0	1	1	0	4	1.3
55	MONTGOMERY, Keondre	7-0	20:46	3.0	4-14	.286	1-4	.250	0-0	.000	1	1	2	0.3	2	0	3	1	0	1	9	1.3
25	STANSBURY, Isaac	2-0	03:20	1.7	0-0	.000	0-0	.000	0-0	.000	0	0	0	0.0	0	0	1	1	0	2	0	0.0
33	MORRIS, Reggie	4-0	11:02	2.8	0-2	.000	0-2	.000	0-0	.000	0	1	1	0.3	1	0	1	1	0	0	0	0.0
Team											41	43	84					15				
Total		27	5499		699-1535	.455	145-415	.349	332-518	.641	329	720	1049	38.9	421	7	352	402	127	180	1875	69.4
Opponents		27	5496		635-1590	.399	205-646	.317	299-390	.767	273	593	866	32.1	436	9	367	333	98	182	1774	65.7

Team Statistics

	MSU	OPP
Scoring	1875	1774
Points per game	69.4	65.7
Scoring margin	+3.7	-
Field goals-att	699-1535	635-1590
Field goal pct	.455	.399
3 point fg-att	145-415	205-646
3-point FG pct	.349	.317
3-pt FG made per game	5.4	7.6
Free throws-att	332-518	299-390
Free throw pct	.641	.767
F-Throws made per game	12.3	11.1
Rebounds	1049	866
Rebounds per game	38.9	32.1
Rebounding margin	+6.8	-
Assists	352	367
Assists per game	13.0	13.6
Turnovers	402	333
Turnovers per game	14.9	12.3
Turnover margin	-2.6	-
Assist/turnover ratio	0.9	1.1
Steals	180	182
Steals per game	6.7	6.7
Blocks	127	98
Blocks per game	4.7	3.6
Winning streak	0	-
Home win streak	0	-
Attendance	17430	19213
Home games-Avg/Game	15-1162	9-2135
Neutral site-Avg/Game	-	3-0

Team Results

Date	Opponent	Score	Att.
11/25/2020	vs Clemson	L 42-53	0
11/26/2020	vs Liberty	L 73-84	0
11/30/2020	Texas St.	W 68-51	1664
12/04/2020	North Texas	W 69-63	1877
12/08/2020	Jackson St.	W 82-59	1889
12/12/2020	vs Dayton	Lot2 82-85	0
12/16/2020	Central Ark.	W 81-65	1000
12/21/2020	Mississippi Val.	W 87-48	1000
12/30/2020	at Georgia	W 83-73	1638
01/02/2021	Kentucky	Lot2 73-78	1000
01/05/2021	Missouri	W 78-63	1000
01/09/2021	at Vanderbilt	W 84-81	101
01/13/2021	Texas A&M	L 55-56	1000
01/16/2021	Florida	W 72-69	1000
01/19/2021	Ole Miss	L 46-64	1000
01/23/2021	at Alabama	L 73-81	2055
01/26/2021	at Tennessee	L 53-56	4191
01/30/2021	Iowa St.	W 95-56	1000
02/02/2021	at Arkansas	L 45-61	4400
02/06/2021	at South Carolina	W 75-59	3208
02/10/2021	LSU	L 80-94	1000
02/13/2021	Vanderbilt	L 51-72	1000
02/20/2021	at Ole Miss	W 66-56	895
02/24/2021	South Carolina	W 69-48	1000
02/27/2021	Alabama	L 59-64	1000
03/03/2021	at Texas A&M	W 63-57	901
03/06/2021	at Auburn	L 71-78	1824





2020-21 Mississippi St. Men's Basketball Combined Team Statistics In Conference games

Page 1/1
as of Mar 06, 2021

Game Records

Record	Overall	Home	Away	Neutral
ALL GAMES	8-10	3-6	5-4	0-0
CONFERENCE	8-10	3-6	5-4	0-0
NON-CONFERENCE	0-0	0-0	0-0	0-0

Score by Periods

Team	1st	2nd	OT	TOT
Mississippi St.	563	621	12	1196
Opponents	569	624	17	1210

Team Box Score

No.	Player				Total		3-Point		F-Throw		Rebounds								PTS	AVG		
		GP-GS	MIN	AVG	FG-FGA	FG%	3FG-FGA	3FG%	FT-FTA	FT%	OFF	DEF	TOT	AVG	PF	DQ	A	TO			BLK	STL
1	MOLINAR, Iverson	18-17	596:08	33.1	104-231	.450	21-50	.420	56-67	.836	4	67	71	3.9	31	0	41	48	1	17	285	15.8
3	STEWART JR., D.J.	18-18	645:06	35.8	100-242	.413	23-81	.284	60-69	.870	8	49	57	3.2	30	0	51	51	6	31	283	15.7
35	SMITH, Tolu	18-18	581:27	32.3	84-148	.568	0-0	.000	48-86	.558	55	98	153	8.5	45	1	24	49	13	13	216	12.0
24	ADO, Abdul	18-18	536:07	29.8	41-76	.539	0-0	.000	25-37	.676	46	68	114	6.3	31	0	14	23	42	14	107	5.9
20	FOUNTAIN, Derek	9-4	185:45	20.6	20-47	.426	9-24	.375	3-6	.500	4	26	30	3.3	17	0	12	12	7	4	52	5.8
5	SMITH, Deivon	18-5	399:48	22.2	39-111	.351	14-37	.378	9-18	.500	7	58	65	3.6	38	1	54	32	3	21	101	5.6
0	JOHNSON, Jalen	15-9	230:53	15.4	20-55	.364	14-38	.368	10-17	.588	5	16	21	1.4	11	0	6	9	2	6	64	4.3
11	GARCIA, Andersson	1-0	00:57	1.0	2-2	1.000	0-0	.000	0-0	.000	1	0	1	1.0	0	0	0	0	0	0	4	4.0
32	POST, Quinten	17-0	145:55	8.6	14-36	.389	5-20	.250	1-2	.500	12	27	39	2.3	17	0	5	16	10	6	34	2.0
4	MATTHEWS, Cameron	16-1	207:27	13.0	13-30	.433	1-9	.111	3-13	.231	17	20	37	2.3	23	0	10	15	4	10	30	1.9
2	DAVIS, Javian	14-0	118:50	8.5	9-18	.500	0-2	.000	2-8	.250	10	20	30	2.1	21	0	10	14	2	5	20	1.4
55	MONTGOMERY, Keondre	2-0	00:58	0.5	0-1	.000	0-0	.000	0-0	.000	0	0	0	0.0	1	0	0	0	0	1	0	0.0
Team											28	36	64					14				
Total		18	3649		446-997	.447	87-261	.333	217-323	.672	197	485	682	37.9	265	2	227	283	90	128	1196	66.4
Opponents		18	3646		445-1101	.404	131-417	.314	189-241	.784	199	402	601	33.4	269	2	251	213	77	139	1210	67.2

Team Statistics

	MSU	OPP
Scoring	1196	1210
Points per game	66.4	67.2
Scoring margin	-0.8	-
Field goals-att	446-997	445-1101
Field goal pct	.447	.404
3 point fg-att	87-261	131-417
3-point FG pct	.333	.314
3-pt FG made per game	4.8	7.3
Free throws-att	217-323	189-241
Free throw pct	.672	.784
F-Throws made per game	12.1	10.5
Rebounds	682	601
Rebounds per game	37.9	33.4
Rebounding margin	+4.5	-
Assists	227	251
Assists per game	12.6	13.9
Turnovers	283	213
Turnovers per game	15.7	11.8
Turnover margin	-3.9	-
Assist/turnover ratio	0.8	1.2
Steals	128	139
Steals per game	7.1	7.7
Blocks	90	77
Blocks per game	5.0	4.3
Winning streak	0	-
Home win streak	0	-
Attendance	9000	19213
Home games-Avg/Game	9-1000	9-2135
Neutral site-Avg/Game	-	0-0

Team Results

Date	Opponent	Score	Att.
12/30/2020	at Georgia	W 83-73	1638
01/02/2021	Kentucky	Lot2 73-78	1000
01/05/2021	Missouri	W 78-63	1000
01/09/2021	at Vanderbilt	W 84-81	101
01/13/2021	Texas A&M	L 55-56	1000
01/16/2021	Florida	W 72-69	1000
01/19/2021	Ole Miss	L 46-64	1000
01/23/2021	at Alabama	L 73-81	2055
01/26/2021	at Tennessee	L 53-56	4191
02/02/2021	at Arkansas	L 45-61	4400
02/06/2021	at South Carolina	W 75-59	3208
02/10/2021	LSU	L 80-94	1000
02/13/2021	Vanderbilt	L 51-72	1000
02/20/2021	at Ole Miss	W 66-56	895
02/24/2021	South Carolina	W 69-48	1000
02/27/2021	Alabama	L 59-64	1000
03/03/2021	at Texas A&M	W 63-57	901
03/06/2021	at Auburn	L 71-78	1824

SEC TOURNAMENT • RESULTS

MSU AT THE SEC TOURNAMENT

Appearances	59
Championships	3 • 1996 • 2002 • 2009
Runner Up	3 • 1933 • 2003 • 2010
Post Renewal • 1979-2019	28-38
Pre Renewal • 1933-52	4-18
TOTALS	32-56

MSU AT THE SEC TOURNAMENT • BY CITY

Atlanta	11-13
Baton Rouge	0-2
Birmingham	1-6
Knoxville	0-5
Lexington	2-3
Louisville	2-11
Memphis	1-2
Nashville	5-10
New Orleans	5-2
Orlando	0-1
St. Louis	1-1
Tampa	4-0
TOTALS	32-56

MSU AT THE SEC TOURNAMENT • BY COACH

Ray G. Dauber	2-1
Edwin Hale	0-1
Frank Carideo	0-4
Stanfield Hitt	1-7
Paul Gregory	1-5
Jim Hatfield	0-3
Bob Boyd	3-5
Richard Williams	4-11
Rick Stansbury	16-12
Rick Ray	2-3
Ben Howland	3-4
TOTALS	32-56

MSU AT THE SEC TOURNAMENT • BY SEED • SINCE 1979

No. 1	0-1
No. 2	0-0
No. 3	0-0
No. 4	0-0
No. 5	1-2
No. 6	1-4
No. 7	1-2
No. 8	0-1
No. 9	0-2
No. 10	2-4
No. 11	0-0
No. 12	2-4
No. 13	0-0
No. 14	1-1
West 1	9-5
West 2	3-2
West 3	6-2
West 4	2-4
West 5	0-4
West 6	0-0
TOTALS	28-38

1933 • ATLANTA ATHLETIC CLUB • ATLANTA, GEORGIA

02/25/1933	MSU 30, Alabama 25	2nd • QF
02/27/1933	MSU 48, Vanderbilt 36	3rd • SF
02/28/1933	Kentucky 46, MSU 27	Finals

1934 • ATLANTA ATHLETIC CLUB • ATLANTA, GEORGIA

02/24/1934	Alabama 37, MSU 25	2nd • QF
------------	--------------------	----------

1936 • ALUMNI MEMORIAL GYM • KNOXVILLE, TENNESSEE

02/28/1936	Kentucky 41, MSU 39	2nd • QF
------------	---------------------	----------

1937 • ALUMNI MEMORIAL GYM • KNOXVILLE, TENNESSEE

02/26/1937	Georgia Tech 43, MSU 30	1st • QF
------------	-------------------------	----------

1938 • HUEY LONG FIELDHOUSE • BATON ROUGE, LOUISIANA

03/03/1938	Tennessee 41, MSU 34	1st
------------	----------------------	-----

1939 • ALUMNI MEMORIAL GYM • KNOXVILLE, TENNESSEE

03/01/1939	Vanderbilt 73, MSU 40	1st
------------	-----------------------	-----

1940 • ALUMNI MEMORIAL GYM • KNOXVILLE, TENNESSEE

02/28/1940	Vanderbilt 46, MSU 36	1st
------------	-----------------------	-----

1941 • JEFFERSON COUNTY ARMORY • LOUISVILLE, KENTUCKY

02/27/1941	Tennessee 35, MSU 29	1st
------------	----------------------	-----

1942 • JEFFERSON COUNTY ARMORY • LOUISVILLE, KENTUCKY

02/27/1942	Tennessee 50, MSU 40	2nd • QF
------------	----------------------	----------

1943 • JEFFERSON COUNTY ARMORY • LOUISVILLE, KENTUCKY

02/26/1943	MSU 48, Georgia Tech 41	2nd • QF
02/27/1943	Kentucky 52, MSU 43	3rd • SF

1945 • JEFFERSON COUNTY ARMORY • LOUISVILLE, KENTUCKY

03/02/1945	Georgia Tech 60, MSU 43	2nd • QF
------------	-------------------------	----------

1946 • JEFFERSON COUNTY ARMORY • LOUISVILLE, KENTUCKY

03/01/1946	Georgia 45, MSU 44	2nd • QF
------------	--------------------	----------

1947 • JEFFERSON COUNTY ARMORY • LOUISVILLE, KENTUCKY

02/27/1947	Georgia Tech 65, MSU 52	1st
------------	-------------------------	-----

1948 • JEFFERSON COUNTY ARMORY • LOUISVILLE, KENTUCKY

03/04/1948	Tennessee 73, MSU 52	1st
------------	----------------------	-----

1949 • JEFFERSON COUNTY ARMORY • LOUISVILLE, KENTUCKY

03/03/1949	Tennessee 73, MSU 46	1st
------------	----------------------	-----

1950 • JEFFERSON COUNTY ARMORY • LOUISVILLE, KENTUCKY

03/02/1950	MSU 56, Tulane 47	1st
03/03/1950	Kentucky 56, MSU 46	2nd • QF

1951 • JEFFERSON COUNTY ARMORY • LOUISVILLE, KENTUCKY

03/01/1951	Kentucky 92, MSU 70	1st
------------	---------------------	-----

1952 • JEFFERSON COUNTY ARMORY • LOUISVILLE, KENTUCKY

02/28/1952	LSU 77, MSU 44	1st
------------	----------------	-----

NOTE: NO SEC TOURNAMENT IN 1935 • FROM 1953-1978 • 2020

1979 • BIRMINGHAM CIVIC CENTER • BIRMINGHAM, ALABAMA

02/28/1979	[7] Georgia 75, [5] MSU 72	1st
------------	----------------------------	-----

1980 • BIRMINGHAM CIVIC CENTER • BIRMINGHAM, ALABAMA

02/28/1980	[3] Alabama 76, [6] MSU 75	2nd • QF
------------	----------------------------	----------

1981 • BIRMINGHAM CIVIC CENTER • BIRMINGHAM, ALABAMA

03/04/1981	[7] Vanderbilt 71, [10] MSU 58	1st
------------	--------------------------------	-----

1982 • RUPP ARENA • LEXINGTON, KENTUCKY

03/03/1982	[8] Auburn 38, [9] MSU 36 • OT	1st
------------	--------------------------------	-----

1983 • BIRMINGHAM CIVIC CENTER • BIRMINGHAM, ALABAMA

03/11/1983	[5] MSU 76, [4] Vanderbilt 61	2nd • QF
03/12/1983	[9] Alabama 51, [5] MSU 50	3rd • SF

1984 • MEMORIAL GYMNASIUM • NASHVILLE, TENNESSEE

03/07/1984	[8] Georgia 52, [9] MSU 49	1st
------------	----------------------------	-----

1985 • BIRMINGHAM CIVIC CENTER • BIRMINGHAM, ALABAMA

03/07/1985	[3] Alabama 42, [6] MSU 31	2nd • QF
------------	----------------------------	----------

1986 • RUPP ARENA • LEXINGTON, KENTUCKY

03/05/1986	[10] MSU 62, [7] Vanderbilt 54	1st
03/06/1986	[10] MSU 65, [2] Auburn 63	2nd • QF
03/07/1986	[3] Alabama 77, [10] MSU 65	3rd • SF

1987 • THE OMNI • ATLANTA, GEORGIA

03/05/1987	[7] LSU 68, [10] MSU 54	1st
------------	-------------------------	-----

1988 • MARAVICH CENTER • BATON ROUGE, LOUISIANA

03/10/1988	[7] Georgia 64, [10] MSU 43	1st
------------	-----------------------------	-----

1989 • THOMPSON-BOLING ARENA • KNOXVILLE, TENNESSEE

03/09/1989	[9] Georgia 83, [8] MSU 68	1st
------------	----------------------------	-----

1990 • ORLANDO ARENA • ORLANDO, FLORIDA

03/09/1990	[2] Alabama 59, [7] MSU 44	2nd • QF
------------	----------------------------	----------

1991 • MEMORIAL GYMNASIUM • NASHVILLE, TENNESSEE

03/08/1991	[9] Tennessee 87, [1] MSU 70	2nd • QF
------------	------------------------------	----------

1992 • BIRMINGHAM CIVIC CENTER • BIRMINGHAM, ALABAMA

03/12/1992	[E5] Vanderbilt 77, [W4] MSU 55	1st
------------	---------------------------------	-----

1993 • RUPP ARENA • LEXINGTON, KENTUCKY

03/11/1993	[E4] Georgia 87, [W5] MSU 56	1st
------------	------------------------------	-----

1994 • THE PYRAMID • MEMPHIS, TENNESSEE

03/10/1994	[W3] MSU 73, [E6] Tennessee 69	1st
03/11/1994	[E2] Kentucky 95, [W3] MSU 76	2nd • QF

1995 • GEORGIA DOME • ATLANTA, GEORGIA

03/10/1995	[E3] Florida 80, [W2] MSU 64	1st
------------	------------------------------	-----

1996 • LOUISIANA SUPERDOME • NEW ORLEANS, LOUISIANA

03/08/1996	[W1] MSU 69, [W5] Auburn 58	2nd • QF
03/09/1996	[W1] MSU 86, [E2] Georgia 68	3rd • SF
03/10/1996	[W1] MSU 84, [E1] Kentucky 73	Finals

1997 • THE PYRAMID • MEMPHIS, TENNESSEE

03/06/1997	[E4] Vanderbilt 73, [W5] MSU 67 • OT	1st
------------	--------------------------------------	-----

1998 • GEORGIA DOME • ATLANTA, GEORGIA

03/05/1998	[E4] Georgia 79, [W5] MSU 76	1st
------------	------------------------------	-----

1999 • GEORGIA DOME • ATLANTA, GEORGIA

03/04/1999	[W4] MSU 76, [E5] Vanderbilt 58	1st
03/05/1999	[W4] MSU 62, [E1] Tennessee 56	2nd • QF
03/06/1999	[W2] Arkansas 84, [W4] MSU 79 • OT	3rd • SF

2000 • GEORGIA DOME • ATLANTA, GEORGIA

03/09/2000	[E4] Vanderbilt 76, [W5] MSU 53	1st
------------	---------------------------------	-----

2001 • GAYLORD ENTERTAINMENT CENTER • NASHVILLE, TENNESSEE

03/08/2001	[E5] South Carolina 69, [W4] MSU 62	1st
------------	-------------------------------------	-----

2002 • GEORGIA DOME • ATLANTA, GEORGIA

03/08/2002	[W2] MSU 62, [E3] Florida 52	2nd • QF
03/09/2002	[W2] MSU 57, [W4] LSU 51	3rd • SF
03/10/2002	[W2] MSU 61, [W1] Alabama 58	Finals

2003 • LOUISIANA SUPERDOME • NEW ORLEANS, LOUISIANA

03/14/2003	[W1] MSU 73, [W5] Ole Miss 64	2nd • QF
03/15/2003	[W1] MSU 76, [W3] LSU 61	3rd • SF
03/16/2003	[E1] Kentucky 64, [W1] MSU 57	Finals

2004 • GEORGIA DOME • ATLANTA, GEORGIA

03/12/2004	[E4] Vanderbilt 74, [W1] MSU 70 • OT	2nd • QF
------------	--------------------------------------	----------

2005 • GEORGIA DOME • ATLANTA, GEORGIA

03/10/2005	[W3] MSU 76, [E6] Georgia 65	1st
03/11/2005	[E2] Florida 80, [W3] MSU 64	2nd • QF

2006 • GAYLORD ENTERTAINMENT CENTER • NASHVILLE, TENNESSEE

03/09/2006	[E5] South Carolina 59, [W4] MSU 44	1st
------------	-------------------------------------	-----

2007 • GEORGIA DOME • ATLANTA, GEORGIA

03/09/2007	[W1] MSU 84, [E5] Kentucky 82 • OT	2nd • QF
03/10/2007	[W3] Arkansas 81, [W1] MSU 72	3rd • SF

SEC TOURNAMENT • RESULTS/SERIES HISTORY

2008 • GEORGIA DOME • ATLANTA, GEORGIA

03/14/2008 [W1] MSU 69, [W5] Alabama 67 • OT 2nd • QF

2008 • ALEXANDER MEMORIAL COLISEUM • ATLANTA, GEORGIA

03/15/2008 [E6] Georgia 64, [W1] MSU 60 3rd • SF

2009 • ST. PETE TIMES FORUM • TAMPA, FLORIDA

03/12/2009 [W3] MSU 79, [E6] Georgia 60 1st
 03/13/2009 [W3] MSU 82, [E2] South Carolina 68 2nd • QF
 03/14/2009 [W3] MSU 67, [W1] LSU 57 3rd • SF
 03/15/2009 [W3] MSU 64, [E1] Tennessee 61 Finals

2010 • BRIDGESTONE ARENA • NASHVILLE, TENNESSEE

03/12/2010 [W1] MSU 75, [E4] Florida 69 2nd • QF
 03/13/2010 [W1] MSU 62, [E2] Vanderbilt 52 3rd • SF
 03/14/2010 [E1] Kentucky 75, [W1] MSU 74 • OT Finals

2011 • GEORGIA DOME • ATLANTA, GEORGIA

03/11/2011 [E3] Vanderbilt 87, [W2] MSU 81 2nd • QF

2012 • NEW ORLEANS ARENA • NEW ORLEANS, LOUISIANA

03/08/2012 [11] Georgia 71, [6] MSU 61 2nd • QF

2013 • BRIDGESTONE ARENA • NASHVILLE, TENNESSEE

03/13/2013 [12] MSU 70, [13] South Carolina 59 1st
 03/14/2013 [5] Tennessee 69, [12] MSU 53 2nd

2014 • GEORGIA DOME • ATLANTA, GEORGIA

03/12/2014 [14] MSU 82, [11] Vanderbilt 68 1st
 03/13/2014 [6] Ole Miss 78, [14] MSU 66 2nd

2015 • BRIDGESTONE ARENA • NASHVILLE, TENNESSEE

03/11/2015 [13] Auburn 74, [12] MSU 68 1st

2016 • BRIDGESTONE ARENA • NASHVILLE, TENNESSEE

03/10/2016 [6] Georgia 79, [12] MSU 69 1st

2017 • BRIDGESTONE ARENA • NASHVILLE, TENNESSEE

03/08/2017 [12] MSU 79, [13] LSU 52 1st
 03/09/2017 [5] Alabama 75, [12] MSU 55 2nd

2018 • SCOTTRADE CENTER • ST. LOUIS, MISSOURI

03/08/2018 [7] MSU 80, [10] LSU 77 2nd
 03/09/2018 [2] Tennessee 62, [7] MSU 59 3rd • QF

2019 • BRIDGESTONE ARENA • NASHVILLE, TENNESSEE

03/14/2019 [6] MSU 80, [11] Texas A&M 54 2nd
 03/15/2019 [3] Tennessee 83, [6] MSU 76 3rd • QF

2021 • BRIDGESTONE ARENA • NASHVILLE, TENNESSEE

03/11/2021 [8] Kentucky vs. [9] Mississippi State 2nd

ALABAMA • BAMA LEADS 7-3

02/25/1933 MSU 30, Alabama 25 2nd • QF
 02/24/1934 Alabama 37, MSU 25 2nd • QF
 02/28/1980 [3] Alabama 76, [6] MSU 75 2nd • QF
 03/12/1983 [9] Alabama 51, [5] MSU 50 3rd • SF
 03/07/1985 [3] Alabama 42, [6] MSU 31 2nd • QF
 03/07/1986 [3] Alabama 77, [10] MSU 65 3rd • SF
 03/09/1990 [2] Alabama 59, [7] MSU 44 2nd • QF
 03/10/2002 [W2] MSU 61, [W1] Alabama 58 Finals
 03/14/2008 [W1] MSU 69, [W5] Alabama 67 • OT 2nd • QF
 03/09/2017 [5] Alabama 75, [12] MSU 55 2nd

ARKANSAS • ARK LEADS 2-0

03/06/1999 [W2] Arkansas 84, [W4] MSU 79 • OT 3rd • SF
 03/10/2007 [W3] Arkansas 81, [W1] MSU 72 3rd • SF

AUBURN • TIED AT 2-2

03/03/1982 [8] Auburn 38, [9] MSU 36 • OT 1st
 03/06/1986 [10] MSU 65, [2] Auburn 63 2nd • QF
 03/08/1996 [W1] MSU 69, [W5] Auburn 58 2nd • QF
 03/11/2015 [13] Auburn 74, [12] MSU 68 1st

FLORIDA • TIED AT 2-2

03/10/1995 [E3] Florida 80, [W2] MSU 64 1st
 03/08/2002 [W2] MSU 62, [E3] Florida 52 2nd • QF
 03/11/2005 [E2] Florida 80, [W3] MSU 64 2nd • QF
 03/12/2010 [W1] MSU 75, [E4] Florida 69 2nd • QF

GEORGIA • UGA LEADS 10-3

03/01/1946 Georgia 45, MSU 44 2nd • QF
 02/28/1979 [7] Georgia 75, [5] MSU 72 1st
 03/07/1984 [8] Georgia 52, [9] MSU 49 1st
 03/10/1988 [7] Georgia 64, [10] MSU 43 1st
 03/09/1989 [9] Georgia 83, [8] MSU 68 1st
 03/11/1993 [E4] Georgia 87, [W5] MSU 56 1st
 03/09/1996 [W1] MSU 86, [E2] Georgia 68 3rd • SF
 03/05/1998 [E4] Georgia 79, [W5] MSU 76 1st
 03/10/2005 [W3] MSU 76, [E6] Georgia 65 1st
 03/15/2008 [E6] Georgia 64, [W1] MSU 60 3rd • SF
 03/12/2009 [W3] MSU 79, [E6] Georgia 60 1st
 03/08/2012 [11] Georgia 71, [6] MSU 61 2nd • QF
 03/10/2016 [6] Georgia 79, [12] MSU 69 1st

KENTUCKY • UK LEADS 8-2

02/28/1933 Kentucky 46, MSU 27 Finals
 02/28/1936 Kentucky 41, MSU 39 2nd • QF
 02/27/1943 Kentucky 52, MSU 43 3rd • SF
 03/03/1950 Kentucky 56, MSU 46 2nd • QF
 03/01/1951 Kentucky 92, MSU 70 1st
 03/11/1994 [E2] Kentucky 95, [W3] MSU 76 2nd • QF
 03/10/1996 [W1] MSU 84, [E1] Kentucky 73 Finals
 03/16/2003 [E1] Kentucky 64, [W1] MSU 57 Finals
 03/09/2007 [W1] MSU 84, [E5] Kentucky 82 • OT 2nd • QF
 03/14/2010 [E1] Kentucky 75, [W1] MSU 74 • OT Finals

LSU • MSU LEADS 5-2

02/28/1952 LSU 77, MSU 44 1st
 03/05/1987 [7] LSU 68, [10] MSU 54 1st
 03/09/2002 [W2] MSU 57, [W4] LSU 51 3rd • SF
 03/15/2003 [W1] MSU 76, [W3] LSU 61 3rd • SF
 03/14/2009 [W3] MSU 67, [W1] LSU 57 3rd • SF
 03/08/2017 [12] MSU 79, [13] LSU 52 1st
 03/08/2018 [7] MSU 80, [10] LSU 77 2nd

OLE MISS • TIED AT 1-1

03/14/2003 [W1] MSU 73, [W5] Ole Miss 64 2nd • QF
 03/13/2014 [6] Ole Miss 78, [14] MSU 66 2nd

SOUTH CAROLINA • TIED AT 2-2

03/08/2001 [E5] South Carolina 69, [W4] MSU 62 1st
 03/09/2006 [E5] South Carolina 59, [W4] MSU 44 1st
 03/13/2009 [W3] MSU 82, [E2] South Carolina 68 2nd • QF
 03/13/2013 [12] MSU 70, [13] South Carolina 59 1st

TENNESSEE • UT LEADS 9-3

03/03/1938 Tennessee 41, MSU 34 1st
 02/27/1941 Tennessee 35, MSU 29 1st
 02/27/1942 Tennessee 50, MSU 40 2nd • QF
 03/04/1948 Tennessee 73, MSU 52 1st
 03/03/1949 Tennessee 73, MSU 46 1st
 03/08/1991 [9] Tennessee 87, [1] MSU 70 2nd • QF
 03/10/1994 [W3] MSU 73, [E6] Tennessee 69 1st
 03/05/1999 [W4] MSU 62, [E1] Tennessee 56 2nd • QF
 03/15/2009 [W3] MSU 64, [E1] Tennessee 61 Finals
 03/14/2013 [5] Tennessee 69, [12] MSU 53 2nd
 03/09/2018 [2] Tennessee 62, [7] MSU 59 3rd • QF
 03/15/2019 [3] Tennessee 83, [6] MSU 76 3rd • QF

TEXAS A&M • MSU LEADS 1-0

03/14/2019 [6] MSU 80, [11] Texas A&M 54 2nd

VANDERBILT • VANDY LEADS 8-6

02/27/1933 MSU 48, Vanderbilt 36 3rd • SF
 03/01/1939 Vanderbilt 73, MSU 40 1st
 02/28/1940 Vanderbilt 46, MSU 36 1st
 03/04/1981 [7] Vanderbilt 71, [10] MSU 58 1st
 03/11/1983 [5] MSU 76, [4] Vanderbilt 61 2nd • QF
 03/05/1986 [10] MSU 62, [7] Vanderbilt 54 1st
 03/12/1992 [E5] Vanderbilt 77, [W4] MSU 55 1st
 03/06/1997 [E4] Vanderbilt 73, [W5] MSU 67 • OT 1st
 03/04/1999 [W4] MSU 76, [E5] Vanderbilt 58 1st
 03/09/2000 [E4] Vanderbilt 76, [W5] MSU 53 1st
 03/12/2004 [E4] Vanderbilt 74, [W1] MSU 70 • OT 2nd • QF
 03/13/2010 [W1] MSU 62, [E2] Vanderbilt 52 3rd • SF
 03/11/2011 [E3] Vanderbilt 87, [W2] MSU 81 2nd • QF
 03/12/2014 [14] MSU 82, [11] Vanderbilt 68 1st

FORMER MEMBERS

GEORGIA TECH • GT LEADS 3-1

02/26/1937 Georgia Tech 43, MSU 30 1st • QF
 02/26/1943 MSU 48, Georgia Tech 41 2nd • QF
 03/02/1945 Georgia Tech 60, MSU 43 2nd • QF
 02/27/1947 Georgia Tech 65, MSU 52 1st

TULANE • MSU LEADS 1-0

03/02/1950 MSU 56, Tulane 47 1st

MSU VERSUS THE SEC TOURNAMENT FIELD

DATE	1ST	2ND	QF	SF	F	TOTALS
Alabama	0-0	0-1	2-4	0-2	1-0	3-7
Arkansas	0-0	0-0	0-0	0-2	0-0	0-2
Auburn	0-2	0-0	2-0	0-0	0-0	2-2
Florida	0-1	0-0	2-1	0-0	0-0	2-2
Georgia	2-7	0-0	0-2	1-1	0-0	3-10
Kentucky	0-1	0-0	1-3	0-1	1-3	2-8
LSU	1-2	1-0	0-0	3-0	0-0	5-2
Missouri	0-0	0-0	0-0	0-0	0-0	0-0
Ole Miss	0-0	0-1	1-0	0-0	0-0	1-1
South Carolina	1-2	0-0	1-0	0-0	0-0	2-2
Tennessee	1-4	0-1	1-4	0-0	1-0	3-9
Texas A&M	0-0	1-0	0-0	0-0	0-0	1-0
Vanderbilt	3-6	0-0	1-2	2-0	0-0	6-8
Former Members	1-1	0-0	1-2	0-0	0-0	1-3
TOTALS	9-26	2-3	12-18	6-6	3-3	32-56

SEC TOURNAMENT CHAMPIONSHIPS • BY SCHOOL

SCHOOL	TITLES	LAST TITLE
Kentucky	31	2018
Alabama	6	1991
Florida	4	2014
Tennessee	4	1979
Mississippi State	3	2009
Auburn	2	2019
Georgia	2	2008
Ole Miss	2	2013
Vanderbilt	2	2012
Arkansas	1	2000
LSU	1	1980
Georgia Tech	1	1938

SEC TOURNAMENT • TEAM GAME RECORDS • SINCE 1979

POINTS SCORED

RANK	PTS	OPPONENT	DATE
1	86	vs. Georgia	03/09/1996
2	84	vs. Kentucky	03/09/2007
	84	vs. [1] Kentucky	03/10/1996
4	82	vs. Vanderbilt	03/12/2014
	82	vs. South Carolina	03/13/2009
6	81	vs. Vanderbilt	03/11/2011
7	80	vs. Texas A&M	03/14/2019
	80	vs. LSU	03/08/2018
9	79	vs. LSU	03/08/2017
	79	vs. Georgia	03/12/2009
	79	vs. [22] Arkansas	03/06/1999
12	76	vs. [8] Tennessee	03/15/2019
	76	vs. Georgia	03/10/2005
	76	vs. LSU	03/15/2003
	76	vs. Vanderbilt	03/04/1999
	76	vs. Georgia	03/05/1998
	76	vs. [10] Kentucky	03/11/1994
	76	vs. Vanderbilt	03/11/1983
19	75	vs. Florida	03/12/2010
	75	vs. Alabama	02/28/1980

POINTS ALLOWED

RANK	PTS	OPPONENT	DATE
1	38	vs. Auburn	03/03/1982
2	42	vs. Alabama	03/07/1985
3	51	vs. LSU	03/09/2002
	51	vs. Alabama	03/12/1983
5	52	vs. LSU	03/08/2017
	52	vs. [20] Vanderbilt	03/13/2010
	52	vs. [11] Florida	03/08/2002
	52	vs. Georgia	03/07/1984
9	54	vs. Texas A&M	03/14/2019
	54	vs. Vanderbilt	03/05/1986
11	56	vs. [18] Tennessee	03/05/1999
12	57	vs. [20] LSU	03/14/2009
13	58	vs. [8] Alabama	03/10/2002
	58	vs. Vanderbilt	03/04/1999
	58	vs. Auburn	03/08/1996
16	59	vs. South Carolina	03/13/2013
	59	vs. South Carolina	03/09/2006
	59	vs. Alabama	03/09/1990

FIELD GOALS MADE

RANK	FGM	OPPONENT	DATE
1.	34	vs. Alabama	02/28/1980
	34	vs. Georgia	02/28/1979
3	32	vs. Vanderbilt	03/12/2014
	32	vs. Vanderbilt	03/11/2011
	32	vs. [22] Arkansas	03/06/1999
	32	vs. Georgia	03/09/1996
7	31	vs. Texas A&M	03/14/2019
	31	vs. Vanderbilt	03/04/1999
	31	vs. Georgia	03/05/1998
	31	vs. [1] Kentucky	03/10/1996

FIELD GOALS ATTEMPTED

RANK	FGA	OPPONENT	DATE
1	72	vs. [22] Arkansas	03/06/1999
	72	vs. Tennessee	03/08/1991
3	69	vs. [2] Kentucky	03/14/2010
	69	vs. Vanderbilt	03/04/1999
	69	vs. Vanderbilt	03/12/1992
	69	vs. Alabama	02/28/1980
7	64	vs. Alabama	03/09/2017
	64	vs. South Carolina	03/08/2001
	64	vs. Georgia	02/28/1979
10	63	vs. Vanderbilt	03/11/2011
	63	vs. Georgia	03/05/1998

FIELD GOAL PERCENTAGE

RANK	FG%	OPPONENT	DATE
1	63.6 [28-44]	vs. Vanderbilt	03/11/1983
2	60.4 [32-53]	vs. Georgia	03/09/1996
3	59.3 [32-54]	vs. Vanderbilt	03/12/2014
4	59.0 [23-39]	vs. Ole Miss	03/14/2003
5	58.3 [28-48]	vs. LSU	03/08/2018
6	57.1 [28-49]	vs. Florida	03/12/2010
7	54.4 [31-57]	vs. [1] Kentucky	03/10/1996
8	53.1 [31-58]	vs. Texas A&M	03/14/2019
	53.1 [34-64]	vs. Georgia	02/28/1979
10	52.0 [26-50]	vs. Alabama	03/07/1986
11	50.9 [28-55]	vs. Georgia	03/12/2009
12	50.8 [32-63]	vs. Vanderbilt	03/11/2011
13	50.0 [26-52]	vs. Auburn	03/11/2015

3-POINT FIELD GOALS MADE

RANK	3FGM	OPPONENT	DATE
1	11	vs. Texas A&M	03/14/2019
	11	vs. LSU	03/08/2017
3	10	vs. LSU	03/08/2018
	10	vs. [2] Kentucky	03/14/2010
	10	vs. Florida	03/12/2010
	10	vs. LSU	03/15/2003
7	9	vs. Vanderbilt	03/11/2011
	9	vs. Georgia	03/12/2009
	9	vs. Florida	03/11/2005
	9	vs. Vanderbilt	03/12/2004
	9	vs. [1] Kentucky	03/10/1996

3-POINT FIELD GOALS ATTEMPTS

RANK	3FGA	OPPONENT	DATE
1	30	vs. LSU	03/08/2017
2	29	vs. Tennessee	03/08/1991
3	28	vs. Tennessee	03/15/2009
	28	vs. Vanderbilt	03/09/2000
5	27	vs. [2] Kentucky	03/14/2010
6	25	vs. [8] Tennessee	03/15/2019
	25	vs. Texas A&M	03/14/2019
	25	vs. Arkansas	03/10/2007
	25	vs. Florida	03/11/2005
	25	vs. Vanderbilt	03/12/2004

3-POINT FIELD GOAL PERCENTAGE - MIN: 10 3-PT FGA

RANK	FG%	OPPONENT	DATE
1	60.0 [9-15]	vs. [1] Kentucky	03/10/1996
2	58.8 [10-17]	vs. LSU	03/08/2018
3	53.3 [8-15]	vs. South Carolina	03/13/2009
4	52.6 [10-19]	vs. LSU	03/15/2003
5	50.0 [10-20]	vs. Florida	03/12/2010

SEC TOURNAMENT • TEAM GAME RECORDS • SINCE 1979

FREE THROWS MADE

RANK	FTM	OPPONENT	DATE
1	29	vs. Tennessee	03/10/1994
2	24	vs. [20] LSU	03/14/2009
3	23	vs. Tennessee	03/15/2009
	23	vs. Ole Miss	03/14/2003
5	21	vs. Ole Miss	03/13/2014
	21	vs. Kentucky	03/09/2007
7	20	vs. South Carolina	03/13/2009
	20	vs. Vanderbilt	03/11/1983
9	19	vs. Alabama	03/14/2008
	19	vs. Vanderbilt	03/12/2004
	19	vs. [18] Tennessee	03/05/1999
	19	vs. Auburn	03/08/1996

FREE THROWS ATTEMPTS

RANK	FTA	OPPONENT	DATE
1	51	vs. Tennessee	03/10/1994
2	35	vs. [20] LSU	03/14/2009
3	33	vs. Ole Miss	03/13/2014
	33	vs. Ole Miss	03/14/2003
5	32	vs. Tennessee	03/15/2009
6	30	vs. Kentucky	03/09/2007
7	29	vs. [10] Kentucky	03/11/1994
8	28	vs. South Carolina	03/13/2009
9	27	vs. South Carolina	03/13/2013
	27	vs. Georgia	03/10/2005
	27	vs. [18] Tennessee	03/05/1999
	27	vs. Vanderbilt	03/11/1983

FREE THROW PERCENTAGE - MIN: 10 FTM

RANK	FT%	OPPONENT	DATE
1	92.3 [12-13]	vs. LSU	03/08/2017
2	87.5 [14-16]	vs. [13] Tennessee	03/09/2018
3	86.7 [13-15]	vs. Alabama	03/07/1986
4	84.2 [16-19]	vs. Georgia	03/09/1996
5	83.3 [15-18]	vs. Georgia	03/10/2016
6	80.0 [12-15]	vs. Georgia	03/08/2012
	80.0 [16-20]	vs. Georgia	03/15/2008

REBOUNDS

RANK	REB	OPPONENT	DATE
1	53	vs. [22] Arkansas	03/06/1999
2	51	vs. Vanderbilt	03/04/1999
3	50	vs. South Carolina	03/13/2009
4	48	vs. [20] LSU	03/14/2009
	48	vs. [18] Tennessee	03/05/1999
5	47	vs. Alabama	03/14/2008
6	43	vs. [2] Kentucky	03/14/2010
	43	vs. Georgia	03/10/2005
	43	vs. Vanderbilt	03/12/2004
9	42	vs. Vanderbilt	03/06/1997
	42	vs. [1] Kentucky	03/10/1996
	42	vs. Tennessee	03/10/1994
12	41	vs. [11] Florida	03/08/2002
13	40	vs. Kentucky	03/09/2007

REBOUNDING MARGIN

RANK	R-MAR	OPPONENT	DATE
1	+20 [51-31]	vs. Vanderbilt	03/04/1999
2	+16 [39-23]	vs. Georgia	03/09/1996
3	+15 [53-38]	vs. [22] Arkansas	03/06/1999
4	+14 [38-24]	vs. Texas A&M	03/14/2019
	+14 [50-36]	vs. South Carolina	03/13/2009
6	+12 [42-30]	vs. Vanderbilt	03/06/1997
7	+11 [36-25]	vs. Vanderbilt	03/04/1981
8	+10 [35-25]	vs. Vanderbilt	03/11/2011
	+10 [35-25]	vs. Vanderbilt	03/11/1983
	+10 [39-29]	vs. Alabama	02/28/1980

ASSISTS

RANK	ASST	OPPONENT	DATE
1	22	vs. Georgia	03/09/1996
2	21	vs. Vanderbilt	03/12/2014
3	20	vs. [1] Kentucky	03/10/1996
	20	vs. Auburn	03/06/1986
5	18	vs. LSU	03/15/2003
	18	vs. Vanderbilt	03/05/1986
7	17	vs. Texas A&M	03/14/2019
	17	vs. LSU	03/08/2018
	17	vs. Vanderbilt	03/11/2011
	17	vs. [10] Kentucky	03/11/1994

BLOCKS

RANK	BLK	OPPONENT	DATE
1	11	vs. Vanderbilt	03/11/1983
2	10	vs. Georgia	03/09/1996
3	9	vs. Tennessee	03/15/2009
	9	vs. [20] LSU	03/14/2009
	9	vs. Georgia	03/11/1993
6	8	vs. [13] Tennessee	03/09/2018
	8	vs. LSU	03/08/2018
	8	vs. [20] Vanderbilt	03/13/2010
	8	vs. South Carolina	03/13/2009

STEALS

RANK	STL	OPPONENT	DATE
1	12	vs. LSU	03/08/2017
	12	vs. South Carolina	03/13/2013
	12	vs. Tennessee	03/08/1991
4	11	vs. Tennessee	03/14/2013
	11	vs. [2] Kentucky	03/16/2003
	11	vs. Tennessee	03/10/1994
	11	vs. Georgia	03/11/1993

SEC TOURNAMENT • INDIVIDUAL GAME RECORDS • SINCE 1979

POINTS SCORED

RANK	PTS	PLAYER	OPPONENT	DATE
1	30	Jeff Malone	vs. Vanderbilt	03/11/1983
2	28	Dontae' Jones	vs. [1] Kentucky	03/10/1996
3	27	Detrick White	vs. [22] Arkansas	03/06/1999
	27	Terry Lewis	vs. Vanderbilt	03/11/1983
5	26	Timmy Bowers	vs. LSU	03/15/2003
6	25	Chauncey Robinson	vs. Alabama	03/07/1986
	25	Chauncey Robinson	vs. Auburn	03/06/1986
8	24	Lamar Peters	vs. LSU	03/08/2018
	24	Reginald Boykin	vs. Georgia	03/10/1988
	24	Wiley Peck	vs. Georgia	02/28/1979
11	23	Jamont Gordon	vs. Alabama	03/14/2008
12	22	Renardo Sidney	vs. Vanderbilt	03/11/2011
	22	Lamar Peters	vs. [13] Tennessee	03/09/2018
	22	Charles Rhodes	vs. Georgia	03/15/2008
	22	Darryl Wilson	vs. [1] Kentucky	03/10/1996
	22	Marcus Grant	vs. [10] Kentucky	03/11/1994
	22	Raymond Brown	vs. Auburn	03/06/1986
18	21	Craig Sword	vs. Auburn	03/11/2015
	21	Fred Thomas	vs. South Carolina	03/13/2013
	21	Barry Stewart	vs. South Carolina	03/13/2009
	21	Darryl Wilson	vs. Georgia	03/08/1996
	21	Darryl Wilson	vs. Florida	03/10/1995
	21	Darryl Wilson	vs. Tennessee	03/10/1994
	21	Ken Harvey	vs. Georgia	03/07/1984
	21	Jeff Malone	vs. Alabama	03/12/1983
26	20	Aric Holman	vs. [8] Tennessee	03/15/2019
	20	Craig Sword	vs. Vanderbilt	03/12/2014
	20	Ravern Johnson	vs. [2] Kentucky	03/14/2010
	20	Dontae' Jones	vs. Georgia	03/09/1996
	20	Raymond Brown	vs. Vanderbilt	03/05/1986

POINTS SCORED • BENCH

RANK	PTS	PLAYER	OPPONENT	DATE
1	20	Aric Holman	vs. [8] Tennessee	03/15/2019
2	19	Kody Augustus	vs. Georgia	03/12/2009
3	18	Tyson Carter	vs. LSU	03/08/2017
4	17	Fred Thomas	vs. Georgia	03/10/2016
	17	Timmy Bowers	vs. [11] Florida	03/08/2002
	17	Tony Watts	vs. Tennessee	03/08/1991
7	14	Jamall Edmonson	vs. Florida	03/11/2005
8	13	Xavian Stapleton	vs. LSU	03/08/2017
	13	Tyson Carter	vs. Alabama	03/09/2017

POINTS SCORED • OPPONENT

RANK	PTS	PLAYER • SCHOOL	DATE
1	30	Litterial Green • Georgia	03/09/1989
2	29	John Jenkins • Vanderbilt	03/11/2011
	29	Randolph Morris • Kentucky	03/09/2007
	29	Tony Delk • [10] Kentucky	03/11/1994
	29	Buck Johnson • Alabama	03/07/1986
6	28	Tremont Waters • LSU	03/08/2018
	28	J.J. Frazier • Georgia	03/10/2016
8	27	Dan Langhi • Vanderbilt	03/09/2000
	27	Pat Bradley • [22] Arkansas	03/05/1999
	27	Eddie Phillips • Alabama	02/28/1980
11	26	Katu Davis • Georgia	03/09/1996

POINTS SCORED • OPPONENT • BENCH

RANK	PTS	PLAYER • SCHOOL	DATE
1	24	Rick Jones • Vanderbilt	03/09/2000
2	22	Willie Anderson • Georgia	03/10/1988
3	17	Emmanuel Wade • Ole Miss	03/14/2003
4	16	Alex Thompson • Auburn	03/11/2014
	16	Julian Terrell • Vanderbilt	03/12/2004
6	15	Lamonte Turner • [13] Tennessee	03/09/2018
	15	Arlando Bennett • Georgia	03/11/1993

FIELD GOALS MADE

RANK	FGM	PLAYER	OPPONENT	DATE
1	12	Dontae' Jones	vs. [1] Kentucky	03/10/1996
	12	Jeff Malone	vs. Vanderbilt	03/11/1983
3	11	Terry Lewis	vs. Vanderbilt	03/11/1983
4	10	Renardo Sidney	vs. Vanderbilt	03/11/2011
	10	Detrick White	vs. [22] Arkansas	03/05/1999
	10	Reginald Boykin	vs. Georgia	03/10/1988
	10	Raymond Brown	vs. Auburn	03/06/1986
	10	Chauncey Robinson	vs. Auburn	03/06/1986
	10	Ken Harvey	vs. Georgia	03/07/1984
	10	Wiley Peck	vs. Georgia	02/28/1979

FIELD GOAL ATTEMPTS

RANK	FGA	PLAYER	OPPONENT	DATE
1	23	Jeff Malone	vs. Alabama	03/12/1983
2	21	Jeff Malone	vs. Vanderbilt	03/04/1981
3	20	Jeff Malone	vs. Vanderbilt	03/11/1983
4	19	Detrick White	vs. [22] Arkansas	03/05/1999
	19	Tony Watts	vs. Vanderbilt	03/12/1992
6	18	Charles Rhodes	vs. Georgia	03/15/2008
	18	Jamont Gordon	vs. Alabama	03/14/2008
	18	Detrick White	vs. [18] Tennessee	03/05/1999
	18	Dontae' Jones	vs. [1] Kentucky	03/10/1996
10	17 • 11x	Craig Sword	vs. Tennessee	03/14/2013

FIELD GOAL PERCENTAGE - MIN: 5 FGM

RANK	FG%	PLAYER	OPPONENT	DATE
1	90.0 [9-10]	Raymond Brown	vs. Vanderbilt	03/05/1986
2	83.3 [10-12]	Wiley Peck	vs. Georgia	02/28/1979
	83.3 [5-6]	Q Weatherspoon	vs. Texas A&M	03/14/2019
	83.3 [5-6]	Colin Borchert	vs. South Carolina	03/13/2013
	83.3 [5-6]	Derrick Zimmerman	vs. Ole Miss	03/14/2003
	83.3 [5-6]	Russell Walters	vs. Florida	03/10/1995

3-POINT FIELD GOALS MADE

RANK	3FGM	PLAYER	OPPONENT	DATE
1	6	Timmy Bowers	vs. LSU	03/15/2003
2	5	Aric Holman	vs. [8] Tennessee	03/15/2019
	5	Lamar Peters	vs. Texas A&M	03/14/2019
	5	Lamar Peters	vs. [13] Tennessee	03/09/2018
	5	Lamar Peters	vs. LSU	03/08/2018
	5	Marcus Grant	vs. [10] Kentucky	03/11/1994
7	4 • 13x	Tyson Carter	vs. LSU	03/08/2017

3-POINT FIELD GOAL ATTEMPTS

RANK	3FGA	PLAYER	OPPONENT	DATE
1	11	Bart Hyche	vs. Vanderbilt	03/06/1997
2	10	Tyson Carter	vs. LSU	03/08/2017
	10	Ravern Johnson	vs. Georgia	03/12/2009
	10	Bart Hyche	vs. Georgia	03/05/1998
	10	Marcus Grant	vs. [10] Kentucky	03/11/1994
6	9 • 8x	Lamar Peters	vs. [8] Tennessee	03/15/2019

3-POINT FIELD GOAL PERCENTAGE - MIN: 3 FGM

RANK	3FGM	PLAYER	OPPONENT	DATE
1	100.0 [5-5]	Aric Holman	vs. [8] Tennessee	03/15/2019
	100.0 [4-4]	Darryl Wilson	vs. [1] Kentucky	03/10/1996
3	75.0 [3-4]	Kodi Augustus	vs. Georgia	03/12/2009
	75.0 [3-4]	Greg Lockhart	vs. Georgia	03/09/1989

SEC TOURNAMENT • INDIVIDUAL GAME RECORDS • SINCE 1979

FREE THROWS MADE

RANK	FTM	PLAYER	OPPONENT	DATE
1	12	Darryl Wilson	vs. Tennessee	03/10/1994
2	10	Barry Stewart	vs. [20] LSU	03/14/2009
	10	Timmy Bowers	vs. Ole Miss	03/14/2003
4	9	Jamont Gordon	vs. Alabama	03/14/2008
	9	Mario Austin	vs. LSU	03/09/2002
6	8	Barry Stewart	vs. Tennessee	03/15/2009
	8	Charles Rhodes	vs. Arkansas	03/10/2007
	8	Darryl Wilson	vs. Auburn	03/08/1996

FREE THROW ATTEMPTS

RANK	FTA	PLAYER	OPPONENT	DATE
1	17	Darryl Wilson	vs. Tennessee	03/10/1994
2	12	Barry Stewart	vs. [20] LSU	03/14/2009
	12	Jarvis Varnado	vs. [20] LSU	03/14/2009
	12	Erick Dampier	vs. Tennessee	03/10/1994
5	11	Jamont Gordon	vs. Alabama	03/14/2008
	11	Cameron Burns	vs. Tennessee	03/08/1991
7	10 • 8x	Roquez Johnson	vs. South Carolina	03/13/2013
	10	Jarvis Varnado	vs. [20] Vanderbilt	03/13/2010
	10	Dee Bost	vs. South Carolina	03/13/2009
	10	Jamont Gordon	vs. Arkansas	03/10/2007
	10	Charles Rhodes	vs. Arkansas	03/10/2007
	10	Jamont Gordon	vs. Kentucky	03/09/2007
	10	Timmy Bowers	vs. Ole Miss	03/14/2003
	10	Mario Austin	vs. LSU	03/09/2002

FREE THROW PERCENTAGE • MIN: 5 FTM

RANK	FT%	PLAYER	OPPONENT	DATE
1	100.0 [10-10]	Timmy Bowers	vs. Ole Miss	03/14/2003
	100.0 [7-7]	Q. Weatherspoon	vs. LSU	03/08/2017
	100.0 [7-7]	Chauncey Robinson	vs. Alabama	03/07/1986
	100.0 [6-6]	Craig Sword	vs. Auburn	03/11/2015
	100.0 [6-6]	Ben Hansbrough	vs. Georgia	03/15/2008
	100.0 [5-5]	Lamar Peters	vs. [13] Tennessee	03/09/2018
	100.0 [5-5]	Fred Thomas	vs. Georgia	03/10/2016
	100.0 [5-5]	Jeff Malone	vs. Alabama	03/12/1983
9	90.0 [9-10]	Mario Austin	vs. LSU	03/09/2002

REBOUNDS

RANK	REB	PLAYER	OPPONENT	DATE
1	15	Tyrone Washington	vs. [22] Arkansas	03/06/1999
2	14	Rickey Brown	vs. Alabama	02/28/1980
3	12	Reggie Perry	vs. [8] Tennessee	03/15/2019
	12	Aric Holman	vs. LSU	03/08/2018
	12	Jarvis Varnado	vs. Georgia	03/12/2009
	12	Tyrone Washington	vs. Vanderbilt	03/04/1999
	12	Tyrone Washington	vs. Vanderbilt	03/06/1997
8	11	Phil Turner	vs. [20] LSU	03/14/2009
	11	Jarvis Varnado	vs. Alabama	03/14/2008
	11	Jamont Gordon	vs. Kentucky	03/09/2007
	11	Jamont Gordon	vs. South Carolina	03/09/2006
	11	Dontae' Jones	vs. [1] Kentucky	03/10/1996
	11	Kelvin Hildreth	vs. Georgia	03/07/1984
	11	Kalpatrick Wells	vs. Vanderbilt	03/04/1981
	11	Wiley Peck	vs. Georgia	02/28/1979
16	10	Gavin Ware	vs. Georgia	03/10/2016
	10	Gavin Ware	vs. Ole Miss	03/13/2014
	10	Barry Stewart	vs. [2] Kentucky	03/14/2010
	10	Dee Bost	vs. South Carolina	03/13/2009
	10	Phil Turner	vs. Tennessee	03/15/2009
	10	Branden Vincent	vs. Vanderbilt	03/12/2004
	10	Erick Dampier	vs. [1] Kentucky	03/10/1996
	10	Erick Dampier	vs. Auburn	03/08/1996
	10	Raymond Brown	vs. Auburn	03/06/1986

ASSISTS

RANK	ASST	PLAYER	OPPONENT	DATE
1	11	Dee Bost	vs. Vanderbilt	03/11/2011
	11	Derrick Zimmerman	vs. LSU	03/15/2003
3	10	Tracy Taylor	vs. Vanderbilt	03/05/1986
4	9	Quinnady Weatherspoon	vs. Texas A&M	03/14/2019
	9	Marcus Bullard	vs. [1] Kentucky	03/10/1996
6	8	Detrick White	vs. Vanderbilt	03/04/1999
	8	Marcus Bullard	vs. Auburn	03/08/1996
	8	Tracy Taylor	vs. Auburn	03/06/1986

STEALS

RANK	STL	PLAYER	OPPONENT	DATE
1	5	Fred Thomas	vs. South Carolina	03/13/2013
	5	Barry Stewart	vs. Alabama	03/14/2008
	5	Derrick Zimmerman	vs. LSU	03/09/2002
	5	Tony Watts	vs. Tennessee	03/08/1991
5	4 • 8x	Lamar Peters	vs. [8] Tennessee	03/15/2019
	4	Aric Holman	vs. [13] Tennessee	03/09/2018
	4	Craig Sword	vs. Tennessee	03/14/2013
	4	Ontario Harper	vs. Florida	03/11/2005
	4	David Domingue	vs. Tennessee	03/10/1994
	4	Chuck Evans	vs. Georgia	03/11/1993
	4	Terry Lewis	vs. Vanderbilt	03/04/1981
	4	Terry Lewis	vs. Alabama	02/28/1980

BLOCKS

RANK	BLK	PLAYER	OPPONENT	DATE
1	8	Kalpatrick Wells	vs. Vanderbilt	03/11/1983
2	7	Jarvis Varnado	vs. LSU	03/14/2009
3	6	Jarvis Varnado	vs. [20] Vanderbilt	03/13/2010
	6	Jarvis Varnado	vs. Tennessee	03/15/2009
	6	Jarvis Varnado	vs. South Carolina	03/13/2009
6	5	Jarvis Varnado	vs. [2] Kentucky	03/14/2010
	5	Dontae' Jones	vs. Georgia	03/09/1996

DOUBLE-DOUBLES • 16

PTS • REB	PLAYER	OPPONENT	DATE
15 • 12	Reggie Perry	vs. [8] Tennessee	03/15/2019
11 • 12	Aric Holman	vs. LSU	03/08/2018
11 • 10	Barry Stewart	vs. [2] Kentucky	03/14/2010
12 • 10	Phil Turner	vs. Tennessee	03/15/2009
14 • 10	Dee Bost	vs. South Carolina	03/13/2009
14 • 12	Jarvis Varnado	vs. Georgia	03/12/2009
10 • 11	Jarvis Varnado	vs. Alabama	03/14/2008
26 • 11	Jamont Gordon	vs. Kentucky	03/09/2007
11 • 11	Jamont Gordon	vs. South Carolina	03/09/2006
11 • 15	Tyrone Washington	vs. [22] Arkansas	03/05/1999
10 • 12	Tyrone Washington	vs. Vanderbilt	03/04/1999
28 • 11	Dontae' Jones	vs. [1] Kentucky	03/10/1996
10 • 10	Erick Dampier	vs. Auburn	03/08/1996
22 • 10	Raymond Brown	vs. Auburn	03/06/1986
18 • 14	Rickey Brown	vs. Alabama	02/28/1980
24 • 11	Wiley Peck	vs. Georgia	02/28/1979

DOUBLE-DOUBLES • 1

PTS • ASST	PLAYER	OPPONENT	DATE
16 • 11	Dee Bost	vs. Vanderbilt	03/11/2011

SERIES HISTORY - MISSISSIPPI STATE VS. KENTUCKY

OVERALL: UK • 99-20
LAST 10: UK 10-0

H: UK • 37-12 • A: UK • 50-5 • N: UK • 12-3
H: UK • 5-0 • A: UK 5-0 • N: 0-0

GAME-BY-GAME SINCE 1999-2000

SEASON • DATE	SCORE	LOCATION
1999-2000 • 02/29/2000	L • 73-61	Starkville
2000-01 • 02/10/2001	L • 76-57	Lexington
2001-02 • 01/05/2002	W • 74-69 • OT	Starkville
2002-03 • 02/23/2003	L • 70-62	Lexington
2002-03 • 03/16/2003	L • 64-57	New Orleans, LA
2003-04 • 01/13/2004	L • 67-66	Starkville
2004-05 • 02/19/2005	L • 94-78	Lexington
2005-06 • 02/01/2006	L • 81-66	Starkville
2006-07 • 01/13/2007	L • 64-60	Lexington
2006-07 • 03/09/2007	W • 84-82 • OT	Atlanta, GA
2007-08 • 01/15/2008	W • 69-64	Starkville
2008-09 • 02/03/2009	W • 66-57	Lexington
2009-10 • 02/16/2010	L • 81-75 • OT	Starkville
2009-10 • 03/14/2010	L • 75-74 • OT	Nashville, TN
2010-11 • 02/15/2011	L • 85-79	Lexington
2011-12 • 02/21/2012	L • 73-64	Starkville
2012-13 • 02/27/2013	L • 85-55	Lexington
2013-14 • 01/08/2014	L • 85-63	Lexington
2013-14 • 02/08/2014	L • 69-59	Starkville
2014-15 • 02/25/2015	L • 74-56	Starkville

UNDER BEN HOWLAND

OVERALL: UK • 7-0	H: UK • 3-0 • A: UK • 4-0 • N: 0-0	
DATE	SCORE	LOCATION
2015-16 • 01/12/2016	L • 80-74	Lexington
2016-17 • 01/17/2017	L • 88-81	Starkville
2017-18 • 01/23/2018	L • 78-65	Lexington
2018-19 • 01/22/2019	L • 76-55	Lexington
2018-19 • 02/09/2019	L • 71-67	Starkville
2019-20 • 02/04/2020	L • 80-72	Lexington
2020-21 • 01/02/2021	L • 78-73 • OT	Starkville
2020-21 • 03/11/2021		Nashville, TN

SEC TOURNAMENT • UK • 8-2

DATE	SCORE	LOCATION • ROUND
1932-33 • 02/28/1933	L • 46-27	Atlanta, GA • Finals
1935-36 • 02/28/1936	L • 41-36	Knoxville, TN • 2nd • QF
1942-43 • 02/27/1943	L • 52-43	Louisville, KY • 3rd • SF
1949-50 • 03/03/1950	L • 56-46	Louisville, KY • 2nd • QF
1950-51 • 03/01/1951	L • 92-70	Louisville, KY • 1st
1993-94 • 03/11/1994	L • 95-76	Memphis, TN • 2nd • QF
1995-96 • 03/10/1996	W • 84-73	New Orleans, LA • Finals
2002-03 • 03/16/2003	L • 64-57	New Orleans, LA • Finals
2006-07 • 03/09/2007	W • 84-82 • OT	Atlanta, GA • 2nd • QF
2009-10 • 03/14/2010	L • 75-74 • OT	Nashville, TN • Finals
2020-21 • 03/11/2021		Nashville, TN • 2nd

SERIES HISTORY DISCREPANCIES

GAME SCORES

SEASON • DATE	MSU	UK
1923-24 • 03/01/1924	W • 28-14	W • 28-13
1928-29 • 02/02/1929	L • 25-23	L • 25-23 • OT
1989-90 • 01/31/1990	W • 87-86 • OT	W • 87-86

GAME DATES

SEASON	MSU	UK
1920-21	03/01/1921	02/28/1921
1924-25	03/02/1925	02/27/1925
1928-29	02/02/1929	02/01/1929
1928-29	02/03/1929	02/02/1929
1935-36	02/28/1936	02/29/1936
1939-40	02/11/1940	02/13/1940

INSIDE THE KENTUCKY SERIES

Last MSU win • 66-57 • 02/03/2009
Last UK win • 78-73 • 2 OT • 01/02/2021
Current streak • UK • 15
Longest MSU streak • 3 • 03/09/2007-02/03/2009
Longest UK streak • 17 • 2x • 02/18/1967-03/08/1975 • 02/02/1929-02/13/1956
Most MSU points • 97 • 12/04/1989
Most UK points • 118 • 03/08/1975
Largest MSU win • +13 • 82-69 • 02/16/1985
Largest UK win • +44 • 110-66 • 02/11/1952

AT NEUTRAL SITES • UK LEADS 12-3

Last MSU win • 84-82 • 03/09/2007
Last UK win • 75-74 • 03/14/2010
Current streak • UK • 1
Longest MSU streak • 1 • 3x • Last: 03/09/2007
Longest UK streak • 8 • 02/03/1929-03/11/1994
Most MSU points • 84 • 2x • 03/09/2007 • 03/10/1996
Most UK points • 95 • 03/11/1994
Largest MSU win • +11 • 84-73 • 03/10/1996
Largest UK win • +32 • 87-55 • 01/04/1950

MSU POINTS

RANK	PTS	SCORE	DATE • LOCATION
1	97	102-97	12/04/1989 • Lexington
2	93	94-93	03/08/1976 • Lexington
3	89	89-81	02/11/1957 • Starkville
4	87	87-86	01/31/1990 • Starkville
	87	100-87	02/12/1973 • Lexington

KENTUCKY POINTS

RANK	PTS	SCORE	DATE • LOCATION
1	118	118-80	03/08/1975 • Starkville
2	112	112-79	02/01/1975 • Lexington
3	111	111-76	01/05/1970 • Lexington
4	110	110-66	02/11/1952 • Lexington
5	108	108-69	03/04/1974 • Lexington

MARGIN OF VICTORY

RANK	PTS	SCORE	DATE • LOCATION
1	13	82-69	02/16/1985 • Starkville
2	11	84-73	03/10/1996 • New Orleans, LA
3	9	66-57	02/03/2009 • Lexington
4	8	66-58	02/09/1959 • Starkville
	8	89-81	02/11/1957 • Starkville

MARGIN OF DEFEAT

RANK	PTS	SCORE	DATE • LOCATION
1	44	110-66	02/11/1952 • Lexington
2	41	93-52	01/06/1988 • Lexington
3	39	108-69	03/04/1974 • Lexington
4	38	118-80	03/08/1975 • Starkville
5	35	111-76	01/05/1970 • Lexington

• Iverson Molinar, D.J. Stewart Jr. and Jalen Johnson tallied a combined 50 points to nearly carry Mississippi State to a 2-0 conference start, but the Bulldogs were unable to close out defending SEC champion Kentucky who turned the tables to snatch a 78-73 double overtime decision during Saturday's SEC home opener.

• The Bulldogs (6-4, 1-1 SEC) had their SEC-leading active home game winning streak come to a close at 13 consecutive games.

• Kentucky (2-6, 1-0 SEC) erased a nine-point MSU advantage midway through the second half to force overtime and eventually would snap its own six-game losing streak.

• Stewart Jr. delivered a team-leading 19 points, coupled with five rebounds and four assists. He registered 13 of his 19 points in regulation and sank 8-of-10 at the free throw line. Stewart Jr. has amassed double figures in 10 consecutive games to start the season.

• Molinar tacked on another solid all-around effort with 17 points, five assists and five rebounds. Like Stewart Jr., he has provided 10-plus points in all seven of his appearances this season.

• Johnson fired in 14 points courtesy of an efficient 4-of-6 shooting clip. He drained a trio of three-pointers and has pieced together double figures in all four of his outings as a member of MSU's starting five.

• Tolu Smith chipped in seven points, tied his career-best 12 rebounds, swatted three blocks and dished out two assists followed by Abdul Ado and Javian Davis with five points each.

• Ado collected five rebounds, four blocks and a season's best three steals whereas Davis hauled down seven boards of his own.

• The four rejections for Ado enabled him to surpass Tyrone Washington (1996-97-98-99) and become the third player in MSU history to eclipse the 200 career blocks joining legendary shot blockers Jarvis Varnado (2007-08-09-10) and Erick Dampier (1994-95-96).

• Cameron Matthews, Deivon Smith and Quinten Post added two points apiece. Matthews grabbed four rebounds and two steals, while Post tucked away two rebounds.

• For the contest, MSU managed a 26-of-69 shooting performance from the field (37.7 percent), a 5-of-15 effort from three-point range (33.3 percent) and made 16-of-23 at the foul line (69.6 percent).

• Kentucky marked the first opponent to rebound the Bulldogs in 2020-21 and crept away with a 48-46 edge on the glass.

• The Bulldogs compiled 16 assists and 16 turnovers, while the Wildcats countered with 17 assists and 18 turnovers.

• Kentucky hit on 32-of-77 from the floor (41.6 percent), canned 11-of-21 on three-pointers (52.4 percent) and were 3-of-8 at the charity stripe (37.5 percent).

• The Wildcats had four players in double figures headed by Dontaie Allen's career-high 23 points aided by seven treys. Olivier Sarr worked his way to a double-double with 14 points and 12 rebounds.

FROM THE BENCH – COACH HOWLAND

"Our guys really competed. They played their hearts out. There's a lot of hurt right now after losing that one today with so many opportunities to win it. Give Kentucky credit, they battled. I thought their defense, especially their ball screen defense, really bothered us. We did not slip or attack with our bigs, rolling and getting anything to them. I thought they played really tough and hard."

"Obviously [Dontaie] Allen, coming into the game was 2-for-6 on the year [from the field]. All three's. Then, he goes 7-for-11 tonight against us [from three-point territory]. He was the difference maker for them offensively with seven three's."

"It's going to hurt, and it should hurt. It's going to hurt all of us very much, but that motivates you and pushes you to do better. If it doesn't hurt, then, it's a problem. Tomorrow is a new day. We'll bounce back

tomorrow. I don't know how much we'll be able to do because we've been going a lot of days in a row now without a break. We're going to do some walkthrough stuff tomorrow and start to prepare for Missouri."

FROM THE LOCKER ROOM – IVERSON MOLINAR

"It is going to make us grow as a team. It is going to unite us a little bit more than we are right now. Kentucky is a really tough team, so I feel like we will be fine in the SEC. I feel like we are coming together more. Having that advantage to play through tough times and knowing what it takes to win, will only help us in the long run."

FROM THE LOCKER ROOM – D.J. STEWART JR.

"This one was one of the toughest with going two overtimes and not being able to come out with the win. We played hard, and a lot of things didn't go our way. The end result was just not what we wanted. SEC play, games are back-to-back, so we can't hang our heads on a Kentucky loss. We got to get back to the drawing board and get ready for Missouri on Tuesday."

MOMENTS THAT MATTERED

• Mississippi State started on a strong note as an Abdul Ado jump hook, a pair of Tolu Smith free throws, a Jalen Johnson right wing triple and an emphatic D.J. Stewart Jr. one-handed dunk in transition gave the Bulldogs a 9-6 advantage with 14:42 left.

• Kentucky found its bearings and came away with 15 of the next 21 points over the next 5:21 off the clock to garner a 21-16 lead at 9:21 mark.

• The Bulldogs answered with six unanswered points of their own. Iverson Molinar connected on a floater in the lane followed by Stewart Jr. midrange jumper. Johnson turned defense into offense with a steal and layup to put the Maroon and White on-top 22-21 with 5:54 to go.

• Mississippi State closed the stanza with a Stewart Jr. turnaround jumper off an inbounds play, and Molinar stepback jumper during the final seconds to take a 35-30 edge into the locker room.

• The second 20 minutes saw the Bulldogs stretch the spread to nine points on two occasions, 50-41 on a Devion Smith fastbreak layup with 11:11 remaining.

• The second time made it 55-46 at the 9:04 mark as Johnson converted on three free throws following two technical fouls on UK coach John Calapari.

• The Wildcats used an 11-point flurry following the ejection and took advantage of three MSU turnovers during that span. Dontaie Allen heated up for Kentucky with a pair of treys, and the Wildcats took a 56-55 advantage with 5:08 left.

• Mississippi State regained the momentum off a Tolu Smith putback tipin, and a Molinar deep two-pointer from the left wing to go up 59-56 with 2:32 to go.

• However, Kentucky made the most of two second-chance chances. Allen tacked on another three-ball, and Olivier Sarr provided the equalizer on a layup in the paint to even at the tally at 61-61 at the end of regulation.

• After a Molinar late shot clock trifecta at the top of the key inside the final minute of the first overtime kept the score at 68-68, the Bulldogs got a defensive stop courtesy of a Tolu Smith blocked shot. MSU had a chance to the contest, but Molinar had another three-point attempt hit off the rim after the horn sounded.

• The Wildcats rode Sarr and Allen to the finish line as UK scored 10 of the contest's 15 points in the second overtime. The duo pumped home 29 of 37 points after halftime.

• Stewart Jr. knocked down a NBA range three-ball from the right wing for the final margin of 78-73.

Official Basketball Box Score - Final														Game Time: 5:05 PM	
Kentucky vs Mississippi State														Game Duration: 2:19	
01/02/21 Humphrey Coliseum, Starkville, MS															
Kentucky - 78 • 2-6 (1-0)															
##	Player		Total FG-FGA	3-Ptr FG-FGA	FT-FTA	Rebounds Off	Rebounds Def	Rebounds Tot	PF	TP	A	TO	Blk	Stl	Min
23	Isaiah Jackson	F	1-4	0-0	0-1	1	1	2	2	2	1	1	4	3	19:14
30	Olivier Sarr	F	6-16	2-2	0-0	6	6	12	2	14	1	3	2	1	37:03
2	Devin Askew	G	5-10	1-3	0-0	2	2	4	2	11	7	3	0	2	43:06
3	Brandon Boston Jr.	G	4-13	0-1	3-5	0	2	2	2	11	1	1	1	2	30:12
10	Davion Mintz	G	3-10	1-4	0-2	0	4	4	1	7	4	5	1	1	41:46
55	Lance Ware		2-4	0-0	0-0	5	8	13	2	4	4	3	1	1	35:16
0	Jacob Toppin		3-7	0-0	0-0	2	2	4	1	6	0	0	0	0	11:05
11	Dontaie Allen		8-13	7-11	0-0	0	4	4	3	23	0	0	1	0	32:18
Team						3	0	3				2			
Totals			32-77	11-21	3-8	19	29	48	17	78	18	18	10	10	250:00
FG %		1st:	12-30	40.0%	2nd:	13-36	36.1%	OT:	7-11	63.6%	Game: 32-77		41.6%		
3PT %		1st:	4-8	50.0%	2nd:	4-10	40.0%	OT:	3-3	100.0%	Game: 11-21		52.4%		DeadBall
FT %		1st:	2-6	33.3%	2nd:	1-2	50.0%	OT:	0-0	0.0%	Game: 3-8		37.5%		Rebounds
															1, 0
Mississippi State - 73 • 6-4 (1-1)															
##	Player		Total FG-FGA	3-Ptr FG-FGA	FT-FTA	Rebounds Off	Rebounds Def	Rebounds Tot	PF	TP	A	TO	Blk	Stl	Min
24	Abdul Ado	F	2-3	0-0	1-1	1	4	5	3	5	1	2	4	3	34:08
35	Tolu Smith	F	2-11	0-0	3-5	6	6	12	3	7	2	4	3	0	33:48
0	Jalen Johnson	G	4-6	3-5	3-4	1	1	2	1	14	2	0	0	0	37:41
1	Iverson Molinar	G	8-21	1-3	0-0	1	4	5	2	17	5	4	0	1	44:12
3	D.J. Stewart Jr.	G	5-16	1-5	8-10	0	5	5	1	19	4	3	0	2	46:32
2	Javian Davis		2-5	0-1	1-2	2	5	7	1	5	2	2	0	1	26:53
4	Cameron Matthews		1-2	0-0	0-1	2	2	4	1	2	1	0	0	2	12:19
5	Deivon Smith		1-3	0-1	0-0	0	0	0	1	2	0	0	0	1	09:16
32	Quinten Post		1-2	0-0	0-0	2	0	2	1	2	0	1	0	0	05:11
Team						2	2	4				0			
Totals			26-69	5-15	16-23	17	29	46	14	73	17	16	7	10	250:00
FG %		1st:	14-33	42.4%	2nd:	9-23	39.1%	OT:	3-13	23.1%	Game: 26-69		37.7%		
3PT %		1st:	2-8	25.0%	2nd:	1-3	33.3%	OT:	2-4	50.0%	Game: 5-15		33.3%		DeadBall
FT %		1st:	5-6	83.3%	2nd:	7-10	70.0%	OT:	4-7	57.1%	Game: 16-23		69.6%		Rebounds
															4, 1
Officials: Terry Oglesby, Byron Jarrett, Owen Shortt															
Technical fouls: Kentucky - Coach, Coach, Mississippi State - NONE															
Attendance: 1000															
Score by periods		1st	2nd	OT	Total										
Kentucky		30	31	17	78										
Mississippi State		35	26	12	73										
		In Off		2nd	Fast										
Points		Paint	T/O	Chance	Break										
UK		30	17	18	11										
MSU		24	19	10	11										
Score tied - 5 times.															
Lead changed - 9 times.															
Largest lead - UK by 8 OT2 - 133, MSU by 9 2nd - 11:11															
UK led for 13:04, MSU led for 31:06, Game was tied for 05:50															

BACK-TO-BACK-TO-BACK 20 PIECES

• Mississippi State secured three straight 20-win seasons for the 5th time in program history from 2017-18 to 2019-20 and for the first time since the 2007-08, 2008-09 and 2009-10 seasons.

• Those three seasons listed above also mark the last time the Bulldogs made the postseason in three straight seasons: 2007-08 (NCAA), 2008-09 (NCAA) and 2009-10 (NIT).

• Seven of MSU's 11 occurrences with consecutive 20-win seasons have come during the 2000s.

• The program record for wins in a two-year span is 49 set by the 2003-04 and 2004-05 squads. Howland's 2017-18 and 2018-19 teams secured 48 victories.

SEASON	RECORD	COACH	POSTSEASON
2001-02	27-8	Rick Stansbury	NCAA 32
2002-03	21-10	Rick Stansbury	NCAA 64
2003-04	26-4	Rick Stansbury	NCAA 32
2002-03	21-10	Rick Stansbury	NCAA 64
2003-04	26-4	Rick Stansbury	NCAA 32
2004-05	23-11	Rick Stansbury	NCAA 32
2006-07	21-14	Rick Stansbury	NIT 4
2007-08	23-11	Rick Stansbury	NCAA 32
2008-09	23-13	Rick Stansbury	NCAA 64
2007-08	23-11	Rick Stansbury	NCAA 32
2008-09	23-13	Rick Stansbury	NCAA 64
2009-10	24-12	Rick Stansbury	NIT 16
2017-18	25-12	Ben Howland	NIT 4
2018-19	23-11	Ben Howland	NCAA 64
2019-20	20-11	Ben Howland	Cancelled

• Mississippi State will attempt to pick up 20-plus wins in four straight seasons for the third time in program history during the 2020-21 season.

SEASON	RECORD	COACH	POSTSEASON
2001-02	27-8	Rick Stansbury	NCAA 32
2002-03	21-10	Rick Stansbury	NCAA 64
2003-04	26-4	Rick Stansbury	NCAA 32
2004-05	23-11	Rick Stansbury	NCAA 32
2006-07	21-14	Rick Stansbury	NIT 4
2007-08	23-11	Rick Stansbury	NCAA 32
2008-09	23-13	Rick Stansbury	NCAA 64
2009-10	24-12	Rick Stansbury	NIT 16
2017-18	25-12	Ben Howland	NIT 4
2018-19	23-11	Ben Howland	NCAA 64
2019-20	20-11	Ben Howland	Cancelled
2020-21	14-13	Ben Howland	

BULLDOGS MAKE 11TH NCAA TOURNAMENT TRIP

• Mississippi State made its 11th NCAA Tournament appearance in 2018-19 and captured the program's first bid since the 2008-09 season.

• In total, Mississippi State has secured seven of its 11 NCAA Tournament selections dating back to the 2001-02 season.

• The Bulldogs advanced to the 1996 NCAA Final Four under Richard Williams when Mississippi State defeated Virginia Commonwealth • VCU [Sonny Smith], Princeton [Pete Carril], Connecticut [Jim Calhoun] and Cincinnati [Bob Huggins].

TIED FOR FOURTH-MOST SEC WINS SINCE 2017-18

• Mississippi State has tucked away 83 victories dating back to the 2017-18 season which is tied for fifth-most in the SEC with Arkansas and is only behind Auburn, Kentucky, LSU and Tennessee (as of 03/10).

RANK	SCHOOL	WINS
1	Auburn	94
2	Tennessee	91
3	Kentucky	90
4	LSU	83
5	Mississippi State	82
	Arkansas	82

• The 68 combined wins during the 2017-18, 2018-19 and 2019-20 seasons were fourth-highest total in program history, and the most for Mississippi State over a three-year span since the 2007-08, 2008-09 and 2009-10 teams accounted for 70 victories.

MSU - 3-YEAR WIN TOTALS

RANK	TEAMS	WINS
1	2001-02 • 2002-03 • 2003-04	74
2	2007-08 • 2008-09 • 2009-10	70
	2002-03 • 2003-04 • 2004-05	70
4	2017-18 • 2018-19 • 2019-20	68
5	2006-07 • 2007-08 • 2008-09	67
6	2000-01 • 2001-02 • 2002-03	66
	1993-94 • 1994-95 • 1995-96	66

• Dating back to the 2001-02, Mississippi State has racked up 390 victories which is tied for fifth-most in the SEC with Alabama and only behind Florida, Kentucky and Tennessee (as of 03/10).

RANK	SCHOOL	WINS
1	Kentucky	543
2	Florida	486
3	Tennessee	406
4	Alabama	391
5	Mississippi State	390

DOUBLE DIGIT SEC VICTORIES AGAIN

• Mississippi State has captured 10+ SEC victories during back-to-back seasons in 2018-19 and 2019-20 for the 5th time in program history and for the first time since the 1994-95 and 1995-96 campaigns under Richard Williams.

SEASON	RECORD	COACH
1942-43	13-7	Stanfield Hitt
1958-59	13-1	Babe McCarthy
1960-61	11-3	Babe McCarthy
1961-62	13-1	Babe McCarthy
1962-63	12-2	Babe McCarthy
1965-66	10-6	Joe Dan Gold
1977-78	13-5	Ron Greene
1978-79	11-7	Jim Hatfield
1990-91	13-5	Richard Williams
1994-95	12-4	Richard Williams
1995-96	10-6	Richard Williams
2001-02	10-6	Rick Stansbury
2003-04	14-2	Rick Stansbury
2007-08	12-4	Rick Stansbury
2018-19	10-8	Ben Howland
2019-20	11-7	Ben Howland

• The Bulldogs amassed 30 SEC wins from 2017-18 to 2019-20 which is the program's best 3-year SEC total going back to the 2007-08, 2008-09 and 2009-10 seasons.

MSU - 3-YEAR SEC WIN TOTALS

RANK	TEAMS	WINS
1	1960-61 • 1961-62 • 1962-63	36
2	2001-02 • 2002-03 • 2003-04	33
3	2002-03 • 2003-04 • 2004-05	32
4	1993-94 • 1994-95 • 1995-96	31
	1977-78 • 1978-79 • 1979-80	31
	1956-57 • 1957-58 • 1958-59	31
7	2017-18 • 2018-19 • 2019-20	30
	2007-08 • 2008-09 • 2009-10	30
	1976-77 • 1977-78 • 1978-79	30
10	2006-07 • 2007-08 • 2008-09	29
	1959-60 • 1960-61 • 1961-62	29

WOODARD II AND PERRY SELECTED IN 2020 NBA DRAFT

• Mississippi State's Robert Woodard II and Reggie Perry had their childhood dreams become a reality during the NBA Draft on November 18.

• Woodard II was originally selected by the Memphis Grizzlies with the No. 40 overall pick during the second round before being traded to the Sacramento Kings.

• Perry was originally chosen with the No. 57 overall pick later that round by the Los Angeles Clippers before being dealt to the Brooklyn Nets.

• The Woodard II-Perry duo marked the sixth time that the Bulldogs had multiple players selected during the same NBA Draft. Mario Austin and Derrick Zimmerman were the last MSU pair to accomplish the feat in 2003.

• Mississippi State is the only school in the country to have multiple 2020 NBA, NFL and MLB Draft picks.

• Mississippi State is one of nine schools nationally and one of three SEC schools to have multiple players selected during the 2020 NBA Draft.

• The Bulldogs are joined by Kentucky and Vanderbilt among SEC schools. In fact, Mississippi State trails only Kentucky and is tied for the second-most SEC players chosen with Tennessee and Vanderbilt over the last two NBA Drafts.

• Quindary Weatherspoon made his NBA debut last season and went No. 49 overall to the San Antonio Spurs in the 2019 NBA Draft.

• Nationally, Mississippi State is in elite company with Arizona, Duke, Florida State, Kentucky, Memphis, Michigan State, Washington and Vanderbilt with multiple players in the 2020 NBA Draft.

WOODARD II/PERRY CONTINUE COACH HOWLAND'S NBA DRAFT LEGACY

• Mississippi State's Robert Woodard II and Reggie Perry mark the fourth time in Coach Howland's career that he has had multiple picks during the same NBA Draft.

• The three UCLA pairs include Russell Westbrook/Kevin Love (2008), Jrue Holiday/Darren Collison (2009) and Kyle Anderson/Jordan Adams (2014).

• Howland has now coached 21 NBA Draft selections. The group is headed by current pros, which include Westbrook (2008 – No. 4), Love (2008 – No. 5), Zach LaVine (2014 – No. 13), Holiday (2009 – No. 17), Anderson (2014 – No. 30), Trevor Ariza (2004 – No. 43), Norman Powell (2015 – No. 46) and Quinnndary Weatherspoon (2019 – No. 49).

• LaVine was recruited and signed by Howland at UCLA but played under Steve Alford.

KEYS TO THE LAST FIVE WINS

• Over the team's last five victories which include Iowa State (01/30), Ole Miss (02/20), South Carolina twice (02/06 and 02/24) and Texas A&M (03/03), the Bulldogs have limited their opponents to 55.2 points per game and a collective 32.7 shooting percentage.

• State bottled up South Carolina to a 29.0 percent shooting clip on 02/24, the lowest for a SEC opponent against the Bulldogs since Arkansas went 16-of-72 for 22 percent during Ben Howland's first season on 02/09/2016.

• The Bulldogs defeated South Carolina by 16 point on 02/09 in Columbia and by 21 points on 02/24 in Starkville.

• The last time MSU earned a two-game regular season sweep over a SEC opponent with both victories coming by 10-plus points was against LSU (95-78 and 88-76) during the 2016-17 season.

SOLID ALL-AROUND EFFORT AGAINST IOWA STATE

• Mississippi State used a total team effort on both sides of the floor to collect a 95-56 convincing victory over Iowa State during the SEC/Big 12 Challenge (01/30).

The 39-point margin of victory was the program's largest over a current Power 5 non-conference opponent. The previous mark was a 75-47 win (+28) over Florida State on 12/10/1951.

SCORCHING THE NETS AT VANDERBILT

• Mississippi State turned in a shooting performance for the ages as the Bulldogs hit 31-of-51 from the field (60.8 percent) at Vanderbilt (01/09).

• The 60.8 shooting clip for MSU is the program's best during a SEC road game since connecting for a 63.5 mark (33-for-52) at Auburn on 01/29/1992.

THE MISSOURI WIN WAS HISTORIC

• Mississippi State's 78-63 triumph over No. 13 Missouri marked the second-biggest (2nd) margin over of victory over at top 15 opponent and fifth (5th) largest margin of victory over a ranked opponent in program history.

MSU MARGIN OF VICTORY • RANKED OPPONENTS

RANK	MOV	OPPONENT	SCORE	SEASON	DATE
1	23	[25] Florida	70-47	1994-95	02/01/95
2	21	[8] Arkansas	83-62	1994-95	02/04/95
3	20	[17] Ole Miss	88-68	2007-08	01/26/08
4	17	[19] LSU	96-79	1988-89	02/04/89
5	15	[13] Missouri	78-63	2020-21	01/05/21

• The Bulldogs outscored Missouri by a 51-24 margin in the second half.

• It marked only the third time dating back to the 1986-87 season that MSU has outscored a SEC opponent by a +25 margin during the second 20 minutes.

• The last time was 16 years ago to the day, 01/05/2005, during a 90-53 rout of Auburn in 2004-05.

MSU MARGIN OF VICTORY • 2ND HALF • SEC OPPONENTS

RANK	MOV	OPPONENT	SCORE	SEASON	DATE
1	32	[25] Florida	51-19	1994-95	02/01/95
2	27	[13] Missouri	51-24	2020-21	01/05/21
3	25	Auburn	53-28	2004-05	01/05/05

• The Missouri win marked the program's first triumph over a top 15 foe since the Bulldogs toppled No. 15 Arizona, 67-57, on 11/18/2011 at Madison Square Garden in New York City.

• The win also gave State a top 25 win during three of the last four seasons under Ben Howland.

• MSU's last victory over a ranked foe was a 92-84 decision against No. 16 Auburn on Jan. 26, 2019 when Quinnndary Weatherspoon piled up 27 points during the 2nd half.

• D.J. Stewart Jr. scored 20 of his team-leading 24 points during the second half. The last player to score 20-plus points in the second half was Quinnndary Weatherspoon, who came away with 20 of 27 points versus No. 16 Auburn listed above.

• Mississippi State erased a 10-plus point halftime deficit for the third (3rd) time against a ranked opponent and for the 11th time overall versus a SEC school dating back to 1980-81.

• The 12-point halftime comeback against a SEC ranked opponent trails only a 16-point deficit that the Bulldogs erased versus No. 6 Kentucky (01/05/2002 over the last 40 seasons).

HALFTIME COMEBACKS • TOP 25 SEC OPPONENTS SINCE 1980-81

DATE	OPPONENT	HALFTIME	FINAL
01/05/2021	[13] Missouri	39-27 • -12	78-63
01/09/2010	at [14] Ole Miss	42-37 • -5	80-75
02/11/2004	at [25] South Carolina	34-32 • -2	79-75 • OT
03/08/2002	vs. [11] Florida	25-22 • -3	62-52
01/05/2002	[6] Kentucky	40-24 • -16	74-69 • OT
02/02/2000	[22] LSU	35-30 • -5	68-66
01/30/1999	[25] Florida	42-32 • -10	66-63
02/01/1995	[25] Florida	28-19 • -9	70-47
01/27/1993	[16] Arkansas	33-28 • -5	80-76 • OT
02/04/1989	[19] LSU	38-34 • -4	96-79
01/15/1983	at [18] Tennessee	37-36 • -1	75-74 • OT

ONE OF THE BEST SEC SCORING TRIOS IN 2020-21

• D.J. Stewart Jr., Iverson Molinar and Tolu Smith head into the SEC Tournament as one of the league's top offensive scoring trios.

• The trio has piled up a combined 62 games in double figures in addition to securing 10-plus points during the same game on 12 occasions where the Bulldogs are 10-2.

• The trio has amassed 45.6 points per game which ranks second only behind LSU's Cameron Thomas, Trendan Watford and Javonte Smart.

SEC TOP SCORING TRIOS • AS OF 03/10

MIN • ALL PLAYERS PLAYED IN 50% OF TEAM'S GAMES

RANK	PTS	PLAYERS	SCHOOL
1	55.1	Thomas/Watford/Smart	LSU
2	45.6	Stewart Jr./Molinar/T. Smith	MSU
3	44.7	Pippen Jr./Disu/Wright	Vanderbilt
4	42.9	Moody/Notae/Smith	Arkansas
5	41.4	Lawson/Bryant/Couisnard	South Carolina
6	40.6	Pinson/D. Smith/Tilmon	Missouri

THE BEST MSU SCORING TRIO SINCE 2010-11

• At Mississippi State, the Stewart Jr.-Molinar-T. Smith trio is the highest scoring duo since Ravern Johnson, Dee Bost and Renardo Sidney in 2010-11.

• The trio is one of two groups dating back to 1972-73 to have all three members as sophomores or younger. They are joined by Rich Knarr, Jerry Jenkins and Larry Fry in 1972-73.

MSU TOP SCORING TRIOS • SINCE 1972-73

RANK	PTS	PLAYERS	SEASON
1	50.3	Brown/White/Hooker	1976-77
2	50.1	Jenkins/Fry/Knarr	1974-75
3	49.4	White/Grim/Brown	1978-79
4	48.1	Knarr/Jenkins/Fry	1972-73
5	47.4	Jenkins/Fry/Knarr	1973-74
6	47.2	Wilson/Jones/Dampier	1995-96
7	47.1	Johnson/Bost/Sidney	2010-11
8	46.9	Brown/Grim/Malone	1979-80
9	46.1	Rhodes/Gordon/Stewart	2008-09
10	45.6	Stewart Jr./Molinar/T. Smith	2020-21

ONE OF THE BEST SEC SCORING DUOS IN 2020-21

• D.J. Stewart Jr. and Iverson Molinar head into the SEC Tournament as one of the league's top offensive duos.

• Stewart Jr. and Molinar have piled up 32.9 points per game, which sits fourth on the SEC leaderboard. The pair has accounted for 12 games of 20-plus points.

SEC TOP SCORING DUOS • AS OF 03/10

MIN • ALL PLAYERS PLAYED IN 50% OF TEAM'S GAMES

RANK	PTS	PLAYERS	SCHOOL
1	39.3	Thomas/Watford	LSU
2	38.9	Thomas/Smart	LSU
3	35.6	Pippen Jr./Disu	Vanderbilt
4	32.9	Stewart Jr./Molinar	MSU
5	31.3	Lawson/Bryant	South Carolina

THE BEST MSU SCORING DUO SINCE 2010-11

• At Mississippi State, the Stewart Jr.-Molinar combo is the highest scoring duo since Johnson and Bost during the 2010-11 season.

• The pair is one of three combos dating back to 1972-73 to have both members as sophomores or younger. They are joined by Rich Knarr and Jerry Jenkins in 1972-73 along with Ray White and Gary Hooker in 1975-76.

MSU TOP SCORING DUOS • SINCE 1972-73

RANK	PTS	PLAYERS	SEASON
1	42.0	Malone/Lewis	1982-83
2	37.6	Jenkins/Fry	1974-75
3	36.0	White/Hooker	1975-76
4	35.6	Knarr/Jenkins	1972-73
5	35.5	Brown/White	1976-77
6	35.0	Brown/Grim	1979-80
7	34.6	Rhodes/Gordon	2007-08
8	34.0	White/Grim	1978-79
9	33.9	Jenkins/Knarr	1973-74
10	32.9	Johnson/Bost	2010-11
	32.9	Stewart Jr./Molinar	2020-21

ABDUL'S BLOCK PARTY

• Abdul Ado has been ranked among the SEC's top 10 in blocks per game during all four of his seasons at MSU with 1.9 BPG (6th • 2017-18), 1.8 BPG (7th • 2018-19), 1.9 BPG (T-3rd • 2019-20) and 2.0 BPG (3rd • 2020-21).

• Ado has posted 236 total blocks at a 1.89 per game rate over 125 career games. His 1.89 average is only behind Jarvis Varnado (4.00) and Erick Dampier (2.68).

CAREER BLOCKS • AS OF 03/10

RANK	BLK	PLAYER	SEASONS
1	564	Jarvis Varnado	2007-08-09-10
2	249	Erick Dampier	1994-95-96
3	236	Abdul Ado	2018-19-20-21
4	198	Tyrone Washington	1996-97-98-99
5	195	Aric Holman	2016-17-18-19

• Ado's 236 blocks also are 1st among active Power 5 players and 3rd overall among NCAA active players.

NCAA ACTIVE BLOCKS LEADERS • AS OF 03/07

RANK	BLK	PLAYER	SCHOOL
1	333	Hayden Koval	UNC Greensboro
2	253	Matt Haarms	Brigham Young • BYU
3	236	Abdul Ado	MSU
4	224	Hasahn French	Saint Louis
5	212	A.J. Wilson	George Mason
6	208	K.C. Ndefo	Saint Peter's

ABDUL MOVING UP THE REBOUNDING LIST

• Abdul Ado became the 13th player in program history to reach 700 career rebounds during the Iowa State game on 01/30.

• Ado moved past Jerry Graves (1959-60-61) against LSU on 02/10 and enters the Auburn game 9 rebounds away from moving into sole possession of 10th place in program history.

CAREER REBOUNDS • AS OF 03/10

RANK	REB	PLAYER	SEASONS
8	830	Kalpatrick Wells	1980-81-82-83
9	772	Dave Williams	1966-67-68
10	753	Jack Houston	1952-53-54-55
11	750	Abdul Ado	2018-19-20-21
12	713	Jerry Graves	1959-60-61

• Ado's 750 rebounds also 10th among active Power 5 players and 26th overall among NCAA active players.

NCAA ACTIVE REBOUNDS LEADERS • AS OF 03/07

RANK	REB	PLAYER	SCHOOL
1	879	Luka Garza	Iowa
	879	Steffon Mitchell	Boston College
3	806	Romello White	Ole Miss
4	799	E.J. Anosike	Tennessee
5	782	Marcus Santos-Silva	Texas Tech
6	780	Derek Culver	West Virginia
7	777	Garrison Brooks	North Carolina
8	760	Brandon Johnson	Minnesota
	760	Sam Hauser	Virginia
10	750	Abdul Ado	MSU
10	734	Mark Vital	Baylor
11	730	Jordan Bruner	Alabama

• Ado is listed as SEC's active rebounding leader below because Anosike played at Sacred Heart before Tennessee, Marfo played at Quinnipiac and George Washington before Texas A&M, Bruner played at Yale before Alabama and White played at Arizona State before Ole Miss.

ABDUL IS THE SEC'S ACTIVE LEADER IN RBS & BLKS

• Abdul Ado heads into the Auburn game as the SEC's active leader in rebounds and block shots by a healthy margin.

REBOUNDS • AS OF 03/10

RANK	REB	PLAYER	SCHOOL
1	750	Abdul Ado	MSU
2	578	Herbert Jones	Alabama
3	574	Savion Flagg	Texas A&M
4	560	John Petty Jr.	Alabama
5	551	Jeremiah Tilmon	Missouri

BLOCKS • AS OF 03/10

RANK	BLK	PLAYER	SCHOOL
1	236	Abdul Ado	MSU
2	126	Yves Pons	Tennessee
3	125	Clevon Brown	Vanderbilt
4	108	Jeremiah Tilmon	Missouri
5	88	Herbert Jones	Alabama
6	84	John Fulkerson	Tennessee

ABDUL SITS ON TOP OF MSU'S ALL TIME FG% LIST

• Abdul Ado holds a share of the top spot on Mississippi State's all-time field goal percentage list heading into the SEC Tournament among players with at least 275 baskets made.

CAREER FG PERCENTAGE • AS OF 03/10

RANK	FG%	PLAYER	FGM-FGA	SEASONS
1	59.2	Abdul Ado	290-490	2018-19-20-21
2	58.9	Jarvis Varnado	548-930	2007-08-09-10
3	58.7	Erick Dampier	481-819	1994-95-96
	58.7	Cameron Burns	563-959	1989-90-91
5	57.8	Wiley Pick	439-759	1976-77-78-79

ABDUL SETS MSU'S ALL-TIME STARTS RECORD

• Abdul Ado became the 8th player in MSU history to make his 100th career start against Texas State on 11/30 since the 1986-87 season.

• The last MSU player to accomplish the feat was his former teammate Quindary Weatherspoon, who made his 100th start at Kentucky on 01/22/2019.

• Ado made his 123rd career start at Texas A&M on 03/03 which allowed to pass Dee Bost for the program's all-time lead.

CAREER STARTS • AS OF 03/10

RANK	GS	PLAYER	SEASONS
1	124	Abdul Ado	2018-19-20-21
2	122	Dee Bost	2009-10-11-12
3	119	Jarvis Varnado	2007-08-09-10
4	117	Quindary Weatherspoon	2016-17-18-19
5	115	Craig Sword	2013-14-15-16

THE FRESHMAN-SOPHOMORE JUMP

• Iverson Molinar, Tolu Smith and D.J. Stewart Jr. are etching their names on the notable freshman-sophomore jumps at Mississippi State, under Ben Howland, and among SEC players over the last decade.

COACH HOWLAND • MSU • FRESHMAN TO SOPHOMORE

PLAYER	SEASONS	FR • PPG	SO • PPG
D.J. Stewart Jr.	2020-21	8.5	16.5
Iverson Molinar	2020-21	5.9	16.4
Tolu Smith	2020-21	3.3 • WKU	12.7
Reggie Perry	2019-20	9.7	17.4
Robert Woodard II	2019-20	5.5	11.4
Quindary Weatherspoon	2016-17	12.0	16.5
Aric Holman	2016-17	1.9	8.4

MSU • FRESHMAN TO SOPHOMORE • SINCE 1986-87

PLAYER	SEASONS	FR • PPG	SO • PPG
Ravern Johnson	2008-09	2.5	12.1
Charles Rhodes	2005-06	2.9	13.8
Mario Austin	2001-02	7.9	16.1
Timmy Bowers	2001-02	2.5	10.6
Robert Jackson	1999-2000	5.8	12.3
Tang Hamilton	1998-99	4.3	11.3
Bart Hyche	1996-97	3.5	12.8
Marcus Bullard	1995-96	5.4	12.1
Marcus Grant	1992-93	4.7	10.8
Anthony Blakeney	1986-87	6.1	11.7

COACH HOWLAND • UCLA • FRESHMAN TO SOPHOMORE

PLAYER	SEASONS	FR • PPG	SO • PPG
Travis Wear	2010-12	3.5 • UNC	11.5
David Wear	2010-12	2.9 • UNC	10.2
Tyler Honeycutt	2010-11	7.2	12.8
Malcolm Lee	2009-10	3.2	12.1
Russell Westbrook	2007-08	3.4	12.7
Darren Collison	2006-07	5.5	12.7
Arron Afflalo	2005-06	10.8	15.8
Josh Shipp	2005-2007	9.3	13.3

COACH HOWLAND • PITT • FRESHMAN TO SOPHOMORE

PLAYER	SEASONS	FR • PPG	SO • PPG
Chevon Troutman	2002-03	5.0	11.0
Julius Page	2001-02	9.1	12.2
Jaron Brown	2001-02	4.8	9.3

• The trio of Molinar-Smith-Stewart Jr. account for three of the SEC's top 9 freshman-sophomore jumps this season in addition to three of MSU's top 8 freshmen-sophomore jumps since 1986-87 and three of the top 6 freshmen-sophomore scoring jumps during Ben Howland's coaching career.

• Molinar's jump of 10.5 PPG is second in 2020-21 only behind Auburn's Allen Flanigan +11.1 PPG and is eighth-highest among SEC players over the last decade. The leader over the last 10 years is current Toronto Raptors guard Terence Davis +13.1 PPG jump from 2015-16 to 2016-17 when he played at Ole Miss.

• Coach Howland has stated that Molinar's jump reminds of the freshman-sophomore jump that Russell Westbrook had at UCLA listed on the previous page.

SEC - FRESHMAN TO SOPHOMORE • +7.0 PPG JUMP 2020-21

PLAYER	SCHOOL	FR • PPG	SO • PPG	JUMP
Allen Flanigan	AU	3.2	14.3	+11.1
Iverson Molinar	MSU	5.9	16.4	+10.5
Tre Mann	UF	5.3	15.0	+9.7
Emanuel Miller	A&M	6.4	15.9	+9.5
Tolu Smith	MSU	3.3 • WKU	12.7	+9.4
Jahvon Quinerly	BAMA	3.2 • NOVA	12.3	+9.1
Scotty Pippen Jr.	VANDY	12.0	20.6	+8.6
Jaylin Williams	AU	2.4	10.9	+8.5
D.J. Stewart Jr.	MSU	8.5	16.5	+8.0

2019-20

PLAYER	SCHOOL	FR • PPG	SO • PPG	JUMP
Aaron Nesmith	VU	11.0	23.0	+12.0
Immanuel Quickley	UK	5.2	16.1	+10.9
Reggie Perry	MSU	9.7	17.4	+7.7

2018-19

PLAYER	SCHOOL	FR • PPG	SO • PPG	JUMP
Savian Flagg	A&M	4.1	13.9	+9.8
Nicolas Claxton	UGA	3.9	13.0	+9.1

2016-17

PLAYER	SCHOOL	FR • PPG	SO • PPG	JUMP
Terence Davis	OM	1.8	14.9	+13.1
Brandon Sampson	LSU	4.0	11.6	+7.6
PJ Dozier	SC	6.7	13.9	+7.2

2015-16

PLAYER	SCHOOL	FR • PPG	SO • PPG	JUMP
Tyler Ulis	UK	5.6	17.3	+11.7
Yante Maten	UGA	5.0	16.5	+11.5

2014-15

PLAYER	SCHOOL	FR • PPG	SO • PPG	JUMP
Tim Quarterman	LSU	2.5	11.5	+9.0

2013-14

PLAYER	SCHOOL	FR • PPG	SO • PPG	JUMP
Kenny Gaines	UGA	3.7	13.0	+9.3
Charles Mann	UGA	6.7	13.9	+7.2
Michael Qualls	ARK	4.6	11.6	+7.0

2012-13

PLAYER	SCHOOL	FR • PPG	SO • PPG	JUMP
Kedren Johnson	VU	3.1	13.5	+10.4

2011-12

PLAYER	SCHOOL	FR • PPG	SO • PPG	JUMP
Trae Golden	UT	3.0	13.6	+10.6

2010-11

PLAYER	SCHOOL	FR • PPG	SO • PPG	JUMP
Earnest Ross	AU	2.8	13.1	+10.3
John Jenkins	VU	10.9	19.5	+8.6

TOLU'S 7 DOUBLE-DOUBLES ARE T-1ST IN THE SEC

• Tolu Smith has secured seven (7) double-doubles which is tied for first place in the SEC heading into the SEC Tournament.

• Smith's most recent double-double was a 12-point, 13-rebound versus No. 6 Alabama on 02/27. He also has pair of 20-10 performances which includes career-highs of 27 points and 14 rebounds against Florida on 01/16.

• Mississippi State is 4-3 on the season when Smith provides a double-double.

SEC DOUBLE-DOUBLES • AS OF 03/10

RANK	D-D'S	PLAYER	SCHOOL
1	7	Tolu Smith	MSU
	7	Toumani Camara	Georgia
	7	Jeremiah Tilmon	Missouri
	7	Sahvir Wheeler	Georgia
5	6	Darius Days	LSU
	6	Dylan Disu	Vanderbilt
	6	Emanuel Miller	Texas A&M
8	5	Trendon Watford	LSU

20+ PTS FOR DEREK OFF THE BENCH

• Derek Fountain became the fourth (4th) MSU freshmen during Ben Howland era to score 20+ PTS off the bench. He joins a trio of 1,000+ PTS scorers in Tyson Carter, Lamar Peters and Quindary Weatherspoon to accomplish the feat.

PLAYER SEASON OPP • DATE PTS

Derek Fountain	2020-21	LSU • 02/10	20
Tyson Carter	2016-17	South Carolina • 02/11	22
Lamar Peters	2016-17	Georgia St • 12/04	24
Quindary Weatherspoon	2015-16	Tennessee • 01/16	23

• Fountain is one (1) of seven (7) freshmen going back to 1988-89 to score 20+ PTS during a SEC game off the bench.

PLAYER SEASON OPP • DATE PTS

Derek Fountain	2020-21	LSU • 02/10	20
Tyson Carter	2016-17	South Carolina • 02/11	22
Quindary Weatherspoon	2015-16	Tennessee • 01/16	23
DeVillie Smith	2011-12	at Arkansas • 01/07	25
Barry Stewart	2006-07	Auburn • 01/20	22
Brad Smith	1989-90	Tennessee • 02/07	20
Brad Smith	1989-90	at Tennessee • 01/06	22
Tony Watts	1988-89	at Alabama • 01/14	24

10+ PTS STREAKS FOR D.J. & IVERSON TO START 2020-21

• D.J. Stewart Jr. and Iverson Molinar were the only sophomores or younger along with the 8th and 9th MSU players since 1982-83 to begin a season with 10+ consecutive games in double figures.

• The duo joined Gavin Ware (2015-16) as the only players to accomplish the feat during the 2000s.

PLAYER	SEASON	10+ PTS GMS
Jeff Malone	1982-83	29
Tony Watts	1991-92	28
Gavin Ware	2015-16	16
Cameron Burns	1989-90	15
Terry Lewis	1982-83	14
Erick Dampier	1995-96	13
Greg Carter	1989-90	12
D.J. Stewart Jr.	2020-21	12
Iverson Molinar	2020-21	11

ELITE COMPANY FOR D.J., IVERSON AND TOLU

• Iverson Molinar and D.J. Stewart Jr. started the 2020-21 season with double figures in their first nine (9) appearances after Stewart Jr. and Tolu Smith began the season with 10-plus points during MSU's first eight (8) games.

• After missing State's first three games of the season, Molinar and Stewart Jr. are the 4th set of teammates to be sophomores or younger and the 9th set of teammates overall to accomplish the feat dating back to the 1958-59 season.

• The previous two duos to be sophomores or younger were Gary Hooker (Fr.) and Ray White (Fr.) in 1975-76 coupled with Rickey Brown (Fr.) and White (So.) in 1976-77.

• Prior to this season, the last State duo to start a season with nine straight games with double-digit points were Cameron Burns and Greg Carter during MSU's 1990-91 SEC championship season.

PLAYERS SEASON 10+ PTS GMS

Terry Lewis	1982-83	14
Jeff Malone		
Gary Hooker	1975-76	14
Ray White		
Cameron Burns	1990-91	12
Greg Carter		
Iverson Molinar	2020-21	9
D.J. Stewart Jr.		
Rickey Brown	1976-77	9
Ray White		
Tolu Smith	2020-21	8
D.J. Stewart Jr.		
Rickey Brown	1979-80	8
Kent Looney		
Rickey Brown	1978-79	8
Ray White		
Jack Bouldin	1971-72	8
Jeff Watkins		

20 PIECES IN MULTIPLE GAMES FOR THE SOPHOMORES

• D.J. Stewart Jr. and Iverson Molinar are one (1) of seven (7) Mississippi State combos to be sophomores or younger to have multiple 20-plus point games together since 1972-73 when freshmen became eligible to play college basketball.

RANK 20+ PTS GMS PLAYERS SEASON

1	5	White/Hooker	1975-76
2	4	Knarr/Jenkins	1972-73
3	2	Stewart Jr./Molinar	2020-21
	2	Q. Weatherspoon/Peters	2016-17
	2	Brown/Hooker	1976-77
	2	White/Brown	1976-77
	2	Knarr/Fry	1972-73

PLAYER	SEASON	OPP - DATE	PTS
D.J. Stewart Jr.	2020-21	Missouri • 01/05	24
Iverson Molinar	2020-21	Missouri • 01/05	20
D.J. Stewart Jr.	2020-21	Dayton • 12/12	32
Iverson Molinar	2020-21	Dayton • 12/12	20
Quinnndary Weatherspoon	2016-17	at Auburn • 02/07	25
Lamar Peters	2016-17	at Auburn • 02/07	23
Quinnndary Weatherspoon	2016-17	Missouri • 01/25	29
Lamar Peters	2016-17	Missouri • 01/25	23
Rickey Brown	1976-77	Georgia • 02/19	28
Gary Hooker	1976-77	Georgia • 02/19	24
Rickey Brown	1976-77	Truman St • 12/09	29
Gary Hooker	1976-77	Truman St • 12/09	24
Ray White	1976-77	at Georgia • 01/22	21
Rickey Brown	1976-77	at Georgia • 01/22	20
Ray White	1976-77	Texas • 12/11	28
Rickey Brown	1976-77	Texas • 12/11	21
Ray White	1975-76	at Kentucky • 03/08	24
Gary Hooker	1975-76	at Kentucky • 03/08	23
Ray White	1975-76	Georgia • 02/28	26
Gary Hooker	1975-76	Georgia • 02/28	22
Gary Hooker	1975-76	Auburn • 02/09	28
Ray White	1975-76	Auburn • 02/09	23
Gary Hooker	1975-76	LSU • 01/19	31
Ray White	1975-76	LSU • 01/19	20
Gary Hooker	1975-76	at Evansville • 12/17	20
Ray White	1975-76	at Evansville • 12/17	20
Rich Knarr	1972-73	Alabama • 03/03	22
Larry Fry	1972-73	Alabama • 03/03	21
Rich Knarr	1972-73	Auburn • 02/19	30
Larry Fry	1972-73	Auburn • 02/19	30
Jerry Jenkins	1972-73	Florida • 02/24	21
Rich Knarr	1972-73	Florida • 02/24	20
Jerry Jenkins	1972-73	Kentucky • 01/08	20
Rich Knarr	1972-73	Kentucky • 01/08	31
Jerry Jenkins	1972-73	vs. Hawaii • 01/03	29
Rich Knarr	1972-73	vs. Hawaii • 01/03	27
Jerry Jenkins	1972-73	vs. Michigan St • 01/02	22
Rich Knarr	1972-73	vs. Michigan St • 01/02	20

• The pair of redshirt sophomores (Molinar-Stewart Jr. and Smith-Stewart Jr.) along with Tolu Smith and Derek Fountain are three (3) of 11 MSU combos to score 20 points in a game as freshmen or sophomores since 1986-87, which was Richard Williams' first season.

• Six (6) of the 11 combos listed below have come under sixth-year coach Ben Howland.

PLAYER	SEASON	OPP - DATE	PTS
Tolu Smith	2020-21	LSU • 02/10	24
Derek Fountain	2020-21	LSU • 02/10	20
D.J. Stewart Jr.	2020-21	Missouri • 01/05	24
Iverson Molinar	2020-21	Missouri • 01/05	20
D.J. Stewart Jr.	2020-21	Dayton • 12/12	32
Iverson Molinar	2020-21	Dayton • 12/12	20
Tolu Smith	2020-21	Liberty • 11/26	20
D.J. Stewart Jr.	2020-21	Liberty • 11/26	20
Reggie Perry	2019-20	Tennessee • 02/01	24
D.J. Stewart Jr.	2019-20	Tennessee • 02/01	20
Quinnndary Weatherspoon	2016-17	at Auburn • 02/07	25
Lamar Peters	2016-17	at Auburn • 02/07	23
Quinnndary Weatherspoon	2016-17	Missouri • 01/25	29
Lamar Peters	2016-17	Missouri • 01/25	23
Craig Sword	2013-14	Texas A&M • 01/18	23
Gavin Ware	2013-14	Texas A&M • 01/18	22

PLAYER	SEASON	OPP - DATE	PTS
Barry Stewart	2006-07	Auburn • 01/20	22
Reginald Delk	2006-07	Auburn • 01/20	20
Jamont Gordon	2006-07	Texas A&M-CC • 12/02	24
Ben Hansbrough	2006-07	Texas A&M-CC • 12/02	23
Darryl Wilson	1993-94	at Auburn • 01/12	24
Erick Dampier	1993-94	at Auburn • 01/12	22
Tony Watts	1988-89	at Alabama • 01/14	24
Cameron Burns	1988-89	at Alabama • 01/14	22

30 & 20 IN THE SAME GAME

• D.J. Stewart Jr. and Iverson Molinar are the 5th combo during the 2000s and the 4th combo to be sophomores or younger (bolded) to secure 30+ PTS and 20+ PTS during the same game since the 1972-73 season.

• The last time Mississippi State had a duo accomplish the feat in a neutral site game was when Darryl Wilson scored 32 PTS and Erick Dampier tacked on 21 PTS versus No. 19 Utah during the 1995 NCAA Tournament Second Round.

PLAYERS	SEASON	OPP - DATE	PTS
D.J. Stewart Jr.	2020-21	vs. Dayton • 12/12	32
Iverson Molinar	2020-21	vs. Dayton • 12/12	20
Arnett Moultrie	2011-12	UMass • 03/13	34
Dee Bost	2011-12	UMass • 03/13	20
Jarvis Varnado	2008-09	LSU • 02/11	31
Dee Bost	2008-09	LSU • 02/11	20
Charles Rhodes	2007-08	Auburn • 02/27	30
Jamont Gordon	2008-09	Auburn • 02/27	20
Mario Austin	2001-02	Arkansas • 02/27	30
Marckell Patterson	2001-02	Arkansas • 02/27	21
Darryl Wilson	1994-95	vs. [19] Utah • 03/19	32
Erick Dampier	1994-95	vs. [19] Utah • 03/19	21
Gary Hooker	1975-76	LSU • 01/19	31
Ray White	1975-76	LSU • 01/19	20
Larry Fry	1972-73	Auburn • 02/19	30
Rich Knarr	1972-73	Auburn • 02/19	30
Jerry Jenkins	1972-73	Auburn • 02/19	20
Rich Knarr	1972-73	Kentucky • 01/08	31
Jerry Jenkins	1972-73	Kentucky • 01/08	20

WHAT'S GONE • MSU'S BEST SCORING QUARTET SINCE 2010-11

• Reggie Perry (17.4 PPG), Tyson Carter (13.9), Nick Weatherspoon (11.6 PPG) and Robert Woodard II (11.4 PPG) were the 8th quartet to average double figures at Mississippi State during the 2000s.

• The 54.3 combined points per game the most for a MSU quartet with all four members averaging double figures since Ravern Johnson (17.6 PPG), Dee Bost (15.3 PPG), Renardo Sidney (14.2 PPG) and Kodi Augustus (12.2 PPG) during the 2010-11 season.

• The 54.3 points for Perry-Carter-Weatherspoon-Woodard II quartet also is the fifth at MSU with all four members averaging double figures going back to the 1979-80 season.

MSU SCORING QUARTETS • SINCE 1979-80

RANK	PPG	SEASON	PLAYERS
1	59.4	1995-96	Darryl Wilson • Dontae' Jones • Erick Dampier • Marcus Bullard
2	59.3	2010-11	Ravern Johnson • Dee Bost • Renardo Sidney • Kodi Augustus
3	56.6	2007-08	Charles Rhodes • Jamont Gordon • Barry Stewart • Ben Hansbrough
4	54.4	1989-90	Cameron Burns • Greg Carter • Tony Watts • Doug Hartsfield
5	54.3	2019-20	Perry • Carter • Weatherspoon • Woodard II

LOYALTY UNDER COACH HOWLAND

• Mississippi State's coaching staff led by Ben Howland along with assistant coaches George Brooks, Korey McCray and Ernie Zeigler are entering their 6th season together at Mississippi State in 2020-21.

• The quartet is one of eight current coaching staffs in the country to remain together at the same school for at least the six seasons.

RANK	YEAR	SCHOOL	HEAD COACH	ASSISTANT COACHES
1	11th	Michigan State	Tom Izzo	Dwayne Stephens • Dane Fife • Mike Garland
2	9th	West Virginia	Bob Huggins	Larry Harrison • Ron Everhart • Erik Martin
2	9th	UAlbany	Will Brown	John Iati • Josh Pelletier • Jerrad Knotts
4	7th	Kansas	Bill Self	Kurtis Townsend • Norm Roberts • Jerrance Howard
4	7th	Oregon	Dana Altman	Tony Stubblefield • Kevin McKenna • Mike Mennenga
4	7th	Vermont	John Becker	Kyle Cleplicki • Ryan Schneider • Hamlet Tibbs
7	6th	Mississippi State	Ben Howland	George Brooks • Korey McCray • Ernie Zeigler
7	6th	Bradley	Brian Wardle	Drew Adams • Mike Bargen • Jimmie Foster

COACH HOWLAND: ONE OF 15 WITH FOUR TEAMS DANCING

• Ben Howland became the 15th coach in history to lead four programs to the NCAA Tournament in 2018-19. The 15 coaches are listed alphabetically below.

• Howland is one (1) of eight (8) coaches on the list that has one of his four schools being a SEC program (Rick Barnes • Cliff Ellis • Jim Harrick • Lon Kruger • Rick Pitino • Tubby Smith • Eddie Sutton) and one (1) of three (3) coaches to have UCLA be one of the four programs (Steve Alford • Jim Harrick).

COACH • SCHOOLS

Steve Alford	Missouri State • Iowa • New Mexico • UCLA
Rick Barnes	Providence • Clemson • Texas • Tennessee
John Beilein	Canisius • Richmond • West Virginia • Michigan
Lefty Driesell	Davidson • Maryland • James Madison • Georgia State
Cliff Ellis	South Alabama • Clemson • Auburn • Coastal Carolina

COACH • SCHOOLS

Larry Eustachy
Utah State • Iowa State • Southern Miss • Colorado State

Jim Harrick
Pepperdine • UCLA • Rhode Island • Georgia

Ben Howland
Northern Arizona • Pittsburgh • UCLA • Mississippi State

Lon Kruger
Kansas State • Florida • Illinois • UNLV • Oklahoma

Fran McCaffery
Lehigh • UNC-Greensboro • Siena • Iowa

Tom Penders
Rhode Island • Texas • George Washington • Houston

Rick Pitino
Boston • Providence • Kentucky • Louisville

Kelvin Sampson
Washington State • Oklahoma • Indiana • Houston

Tubby Smith
Tulsa • Georgia • Kentucky • Minnesota • Texas Tech

Eddie Sutton
Creighton • Arkansas • Kentucky • Oklahoma State

HALFTIME COMEBACKS UNDER COACH HOWLAND

• Mississippi State earned its 22nd halftime comeback victory and second of 2020-21 under Coach Howland when the Bulldogs knocked off Texas A&M, 63-57, on 03/03.

• The Bulldogs have won at least three games during five of Howland's six seasons when trailing at the half.

• Below are the halftime comebacks under Coach Howland, 13 of the 22 have come against SEC opponents.

HALFTIME COMEBACKS • COACH HOWLAND

DATE	OPPONENT	HALFTIME	FINAL
01/05/2021	[13] Missouri	39-27 • -12	78-63
03/03/2021	at Texas A&M	33-29 • -4	63-57
11/08/2019	Sam Houston State	34-27 • -7	67-58
12/18/2019	Radford	42-38 • -4	77-68
01/28/2020	at Florida [SEC]	45-35 • -10	78-71
02/01/2020	Tennessee [SEC]	34-28 • -6	86-73
02/08/2020	Vanderbilt [SEC]	35-31 • -4	80-70
11/30/2018	at Dayton	29-26 • -3	65-58
12/04/2018	McNeese State	42-39 • -3	90-77
12/19/2018	Wofford	50-41 • -9	98-87
02/02/2019	at Ole Miss [SEC]	43-39 • -4	81-75
02/16/2019	at Arkansas [SEC]	38-32 • -6	77-67
02/23/2019	South Carolina [SEC]	36-29 • -7	76-61
11/22/2017	Stephen F. Austin	40-32 • -8	80-75
11/26/2017	Jacksonville State	29-25 • -4	59-56
02/24/2018	South Carolina [SEC]	32-25 • -7	72-68
12/22/2016	Morehead State	41-31 • -10	85-76
01/25/2017	Missouri [SEC]	43-39 • -4	89-74
02/04/2017	Tennessee [SEC]	33-21 • -12	64-59
11/13/2015	Eastern Washington	51-48 • -3	106-88
01/23/2016	Ole Miss [SEC]	38-36 • -2	83-77
02/16/2016	Vanderbilt [SEC]	41-32 • -9	75-74

• The Florida comeback on 01/28/2020 marks the first time that Mississippi State has won a SEC road game when trailing by 10-plus points at the half since turning a 39-28 deficit into a 78-77 overtime victory at Vanderbilt on 01/21/2012.

• The Bulldogs have rallied from a 10-plus point deficit six times in SEC road games dating back to the 1980-81 season.

10+ PT SEC HALFTIME ROAD COMEBACKS

DATE	OPPONENT	HALFTIME	FINAL
01/28/2020	at Florida [SEC]	45-35 • -10	78-71
01/21/2012	at Vanderbilt [SEC]	39-28 • -11	78-77 • OT
03/06/2004	at Alabama [SEC]	47-31 • -16	82-81 • OT
01/07/2004	at Ole Miss [SEC]	29-19 • -10	61-54
01/07/1995	at Georgia [SEC]	36-26 • -10	60-59
02/13/1991	at Ole Miss [SEC]	42-27 • -15	84-77

• Early in 2019-20, Mississippi State wiped away an 18-point deficit (52-34) with 13:02 left against Sam Houston State on the strength of a 33-6 run to close the game.

• It marked the fifth time that the Bulldogs have overcome at least a 15-point margin during any point of the game under Coach Howland.

15+ PT COMEBACKS • COACH HOWLAND

DATE	OPPONENT	SCORE • TIME	FINAL
01/28/2020	at Florida [SEC]	36-20 • 6:00 1st	78-71
11/08/2019	Sam Houston St	52-34 • 13:02 2nd	67-58
02/23/2019	South Carolina [SEC]	30-14 • 4:04 1st	76-61
02/04/2017	Tennessee [SEC]	41-23 • 17:50 2nd 29-10 • 4:50 1st	64-59
02/16/2016	Vanderbilt [SEC]	61-44 • 13:38 2nd	75-74

LESS THAN 60 POINTS LEADS TO W'S

• Mississippi State has won 44 of 49 games when holding the opposition to under 60 points under Coach Howland with 35 of those 49 outings coming inside Humphrey Coliseum.

• The Bulldogs have won 31 of their last 35 games when accomplishing the feat since 03/08/2017. Three of the four set-backs have come during the 2020-21 season, most recently a 56-53 decision to No. 18 Tennessee on 01/26/2021

• Mississippi State limited Ole Miss on 03/07/2020 to 44 points which tied the lowest point total allowed under Howland. The 44 points are the lowest versus a SEC opponent during the Howland era.

2015-16 • 5-0

DATE	OPPONENT	RESULT
11/28/2015	UT-Martin	W • 76-51
12/19/2015	Tulane	W • 69-59
12/31/2015	North Carolina Central	W • 71-48
02/09/2016	Arkansas [SEC]	W • 78-46
02/27/2016	South Carolina [SEC]	W • 68-58

2016-17 • 8-1

DATE	OPPONENT	RESULT
11/20/2016	vs. UTEP	W • 61-54
11/28/2016	Northwestern State	W • 65-59
12/01/2016	Oregon State	W • 74-57
12/19/2016	vs. Southern Miss	W • 86-44
12/29/2016	Missouri-Kansas City	W • 77-54
01/14/2017	Texas A&M [SEC]	W • 67-59
02/04/2017	Tennessee [SEC]	W • 64-59
02/18/2017	Florida [SEC]	L • 57-52
03/08/2017	vs. LSU [SEC-T]	W • 79-52

2017-18 • 8-0

DATE	OPPONENT	RESULT
11/18/2017	Florida A&M	W • 79-48
11/26/2017	Jacksonville State	W • 59-56
11/30/2017	North Dakota State	W • 83-59
12/03/2017	Dayton	W • 61-59
12/20/2017	Little Rock	W • 64-48
02/03/2018	Georgia [SEC]	W • 72-57
03/14/2018	Nebraska [NIT]	W • 66-59
03/20/2018	at Louisville [NIT]	W • 79-56

2018-19 • 8-0

DATE	OPPONENT	RESULT
11/11/2018	Hartford	W • 77-59
11/16/2018	Long Beach State	W • 79-51
11/21/2018	vs. Saint Mary's	W • 61-57
11/30/2018	at Dayton	W • 65-58
12/15/2018	Cincinnati	W • 70-59
01/19/2019	at Vanderbilt [SEC]	W • 71-55
02/26/2019	Missouri [SEC]	W • 68-49
03/14/2019	vs. Texas A&M [SEC-T]	W • 80-54

2019-20 • 7-1

DATE	OPPONENT	RESULT
11/08/2019	Sam Houston State	W • 67-58
11/14/2019	Louisiana-Monroe	W • 62-45
11/17/2019	New Orleans	W • 82-59
11/24/2019	at Coastal Carolina	W • 81-56
12/22/2019	vs. New Mexico State	L • 58-52
01/14/2020	Missouri	W • 72-45
01/18/2020	Georgia	W • 91-59
03/07/2020	Ole Miss	W • 69-44

2020-21 • 7-3

DATE	OPPONENT	RESULT
11/25/2020	vs. Clemson	L • 53-42
12/08/2020	Jackson State	W • 82-59
12/21/2020	Mississippi Valley State	W • 87-48
01/13/2021	Texas A&M	L • 56-55
01/26/2021	at No. 18 Tennessee	L • 56-53
01/30/2021	Iowa State	W • 95-56
02/06/2021	at South Carolina	W • 75-59
02/20/2021	at Ole Miss	W • 66-56
02/24/2021	South Carolina	W • 69-48
03/03/2021	at Texas A&M	W • 63-57

WHAT'S NEXT: KESHAWN MURPHY

• Mississippi State and head coach Ben Howland started its 2021 signing class on a strong note as ESPN top 100 recruit KeShawn Murphy inked his National Letter of Intent (NLI) on Nov. 13 during the fall signing period.

• Murphy, a 6-10 forward from Birmingham, Alabama, will start his freshman season for the Bulldogs during the 2021-22 season.

Murphy is rated No. 89 in ESPN's top 100 rankings and is the state of Alabama's No. 2 prospect for the Class of 2021. It marks back-to-back seasons that Howland has reeled in an ESPN top 100 commitment as Deivon Smith ranked No. 69 in the 2020 class.

• Mississippi State also has a pair of ESPN top 50 recruits from the Class of 2018 in Reggie Perry and Robert Woodard II, who were selected in the 2nd round of the 2020 NBA Draft.

- Murphy amassed 18.6 points, 7.5 rebounds, 3.7 assists and 2.0 blocks per game in 2019-20 as a junior. He was a finalist for the Alabama Sport Writers Association [ASWA] Class 5A Player of the Year award and was a consensus ASWA All-State First-Team selection.

- Ramsay has combined for a 45-22 record over the last two seasons, fueled by a 25-9 mark in 2019-20. The program has made back-to-back trips to the Alabama Class 5A Final Four.

- Murphy has been nominated to participate in the 2021 McDonald's High School All-America game. He began his senior campaign with a 21-point, 13-rebound, 3-block performance in an 82-76 win over Auburn High School and is closing in on becoming a 1,000-point scorer at Ramsay.

#STATETOTHELEAGUE & MSU'S PRO DAWGS

- Mississippi State had four former 1,000 point scorers who all played under head coach Ben Howland in the NBA and NBA G-League during the 2019-20 season.

- Aric Holman (Texas Legends • Dallas Mavericks), Lamar Peters (Westchester Knicks • New York Knicks), Craig Sword (Grand Rapids Drive • Detroit Pistons) and Quinndary Weatherspoon (Austin Spurs • San Antonio Spurs).

- Weatherspoon made his NBA debut with the San Antonio Spurs at Sacramento on 02/08. He scored his first career points as part of the NBA restart over the summer.

- Currently, former MSU alums playing pro basketball overseas are Dee Bost (France), Tyson Carter (Greece), Travis Daniels (Cyprus), Holman (Germany), Arnett Moultrie (China), Peters (Turkey), Sword (Mexico), Fred Thomas (Norway) and Gavin Ware (France).

COACH HOWLAND'S NBA PLAYERS

- Russell Westbrook, Kevin Love and Jrue Holiday spearhead a list of 26 NBA players who played college basketball under Howland.

- The trio has combined for 14 nods to the NBA All-Star Game headed by six consecutive selections (2015-16-17-18-19-20) for Westbrook who also was the NBA All-Star game MVP in 2015 and 2016.

- Westbrook, a five-time All-NBA First-Team honoree and two-time NBA scoring champion, was the 2017 NBA MVP. He was the first player in league history to average a triple-double for a season since Oscar Robertson during the 1960s.

- Love (Cleveland Cavaliers • 2016) along with Trevor Ariza (Los Angeles Lakers • 2009), Jordan Farmar (Los Angeles Lakers • 2009-10) and Normal Powell (Toronto Raptors • 2019) have each won NBA Championships.

- Woodard II (Sacramento Kings) signed a 4-year contract with 3.3 million guaranteed over his first three seasons, highlighted by 1.5 million for the 2020-21 season.

DAMPIER GARNERS MISSISSIPPI SPORTS HOF SELECTION

- Former Mississippi State and NBA standout Erick Dampier can add Mississippi Sports Hall of Fame and Museum inductee to his impressive list of career accolades as the organization announced its class of 2021 on 10/27/2020.

- Dampier is joined by Debbie Brock (Delta State), Lindsey Hunter, Jr. (Jackson State/NBA), Terrence Metcalf (Ole Miss/NFL), Dave Randall (Ole Miss/ATP) and Randy Watkins (Ole Miss/PGA) in the six-person class.

- Mississippi State amassed 66 victories and earned three postseason appearances during Dampier's career, highlighted by 1996 NCAA Final Four and 1995 NCAA Sweet 16 trips under head coach and fellow Mississippi Sports Hall of Famer Richard Williams. He was named MSU's SEC Basketball Legend in 2014.

- Dampier was a two-time Associated Press (AP) All-America Honorable Mention pick and two-time All-Southeastern Conference (SEC) First-Team selection during his junior and senior seasons.

- Dampier ranks among Mississippi State's top 10 in total blocks (249 – 2nd), blocks per game (2.68 – 2nd), field goal percentage (58.7 – tied 3rd), rebounds (859 – 6th) and rebounds per game (9.2 – 8th).

- Dampier piled up 1,231 career points which ranks eighth among three-year players and 25th overall at Mississippi State. He registered double figures in 74 of his 93 career appearances, fueled by nine efforts of 20-plus points.

- Dampier was a lottery pick and chosen 10th by the Indiana Pacers in the 1996 NBA Draft. His NBA career spanned 16 seasons with stops in Indiana, Golden State, Dallas, Miami and Atlanta. He scored 7,309 points, 7,005 rebounds and 1,398 blocks in 987 games.

ON THE HORIZON: A NEW LOOK TO THE HUMPHREY

- Humphrey Coliseum will become one of the premier arenas in the nation as major renovation plans were announced on Oct. 30, 2018.

- Mississippi State has joined with Dale Partners Architects and AECOM Sports to design a comprehensive plan that will see the Hump revamped with modern amenities and the arena's first premium ticket options.

- One of those new options will be a new club level that offers premium ticket holders a dedicated entrance and lobby that leads down to a 6,000-square foot sideline club that offers nearly 580 club seats and 80 loge seats.

- The new-look Hump also will include nearly 160 terrace seats at the concourse level in addition to an expanded and updated concourse.

- The renovation plan includes two grand lobbies at the entrances on the east and west sides that feature direct views into the seating bowl.

- Iverson Molinar, Tolu Smith and D.J. Stewart Jr. combined for 56 points, but Mississippi State was handed a 78-71 setback by Auburn during the regular season finale for both teams at Auburn Arena.
- The Bulldogs (14-13, 8-10 SEC) will turn their attention to next week's SEC Tournament where State will meet Kentucky (9-15, 8-9 SEC) during Thursday's 8-9 matchup at 11 a.m. CT televised by SEC Network.
- Tolu Smith nearly compiled his SEC-leading eighth double-double and his third 20-10 performance of the season. He scored 13 of his team-leading 20 points before halftime, coupled with nine rebounds and two steals. The 20-point effort marked his fourth of the season and his third against SEC opponents.
- Stewart Jr. put together his fifth straight and 23rd overall contest in double figures. He pumped in 12 of his 19 points during the second half and was one point shy of his seventh 20-point outing.
- Molinar piled up 17 points to reach double-digit points for the 10th time in his last 12 games and in 25 of his 32 career starts. He also grabbed five rebounds and dished out a pair of assists.
- State dropped to 10-2 this season when each member of the Molinar-Tolu Smith-Stewart Jr. trio reaches 10-plus points in the same game.
- Deivon Smith filled the stats sheet with six points, seven rebounds, two assists and tied a season's best with two steals. It marked Smith's ninth game with multiple steals.
- Abdul Ado and Cameron Matthews rounded out the scoring for State. Ado chipped in five points, five rebounds, two assists and a block, while Matthews added four points, a pair of boards and a steal.
- Quinten Post added two rebounds to the Bulldogs total as State worked its way to a 40-34 edge in the battle of the boards. The Maroon and White have outrebounded 21 of its 27 opponents this season.

- The Bulldogs distributed nine assists and committed a season-low nine turnovers, while Auburn countered with 15 assists and nine turnovers of its own.
 - Mississippi State drained 20 of its 27 field goals in the paint en route to a 40-32 advantage in paint points.
 - For the contest, MSU came away with a 27-of-60 shooting effort from the field (45.0 percent), a 2-of-10 clip from three-point range (20.0 percent) and a 15-of-24 mark at the foul line (62.5 percent).
 - Auburn knocked down 27-of-62 from the floor (43.5 percent), converted on 11-of-33 on its triples (33.3 percent) and sank 13-of-15 from the charity stripe (86.7 percent).
 - The Tigers received a balanced scoring attack with four players in double figures, highlighted by Allen Flanigan who notched 17 of his 22 points after intermission. He sank 7-of-13 from the floor.
 - Auburn also had Jalyn Williams dial up 18 points followed by 14 points and seven assists courtesy of Jamal Johnson. JT Thor garnered 10 points, nine rebounds and three points for the Tigers.
- FROM THE BENCH WITH COACH HOWLAND**
- "I thought D.J. [Stewart Jr.] had a very good second half for us. We fought hard and did a good job competing. We've got to make our free throws. Obviously, Tolu [Smith] is better than 6-for-14 from the foul line. That was something that he's got to continue to work at in his career moving forward. It looks like, correct me if I'm wrong, but I think we're locked in to the nine seed playing at 11 a.m. against Kentucky on Thursday. That's what I told our guys. We'll take the next day off [Sunday]. Monday, we won't practice either. We'll lift and watch film. Try to get two days off in a row to try to deal with aches and bodies to get ready to. Hopefully, get a nice opportunity to get a run here at the SEC Tournament."

"We really wanted to get it to him [Tolu Smith]. He had a size advantage with whoever he is matching up with. The first half, I thought he was rushed. They tried to block everything. So, he was doing shot fakes and got off to a little bit of a shaky start. Then, he slowed down in the second half versus the first half. I thought he did a good job using shot fakes and scoring around the rim. He ends up being 7-for-17 [from the field] and 6-for-14 at the line. He had nine boards, got five of them on offense."

"He [Auburn's Allen Flanigan] made some big shots, there's no question. But just overall, our team defense was really subpar compared to the first half. In the first half, they shot 32 percent from the field. In the second half, they shot 57 percent. Obviously, they had a couple of three's that went their way and kind of turned the tide... Too many offensive rebounds. Looking at it, they had 33 attempts at the three and made 11 for 33 percent. But in the second half, they shot better than in the first half. Second half, they were 5-for-10 from the three. They didn't take quite as many. I thought Jaylin Williams was good for them today, and obviously Flanigan was great. He made big shots, took it at us."

MOMENTS THAT MATTERED

- Auburn led for a majority of the opening half and lived from three-point territory. The Tigers had five players knock down treys and six of their first nine field goals were from three-point territory to build a 27-18 lead with 6:02 left.
- After a Mississippi State timeout, the Bulldogs closed the half on a 16-5 spurt and hit six of their nine shot attempts of the stanza. Tolu Smith kickstarted the flurry with a left-handed layup as he tallied 10 of State's opening 20 points.
- D.J. Stewart Jr. connected on a midrange jumper and a driving layup sandwiched between a Tolu Smith putback layup to make it 30-26 with 2:37 remaining.
- The Bulldogs kept pushing as Iverson Molinar pulled State within one point, 32-31, on a floater in the lane inside the final 30 seconds.

Official Basketball Box Score - Final													Game Time: 12:00 PM		
Mississippi St. vs Auburn													Game Duration: 2:02		
03/06/21 Auburn Arena, Auburn															
Mississippi St. - 71 • 14-13 (8-10)															
##	Player		Total FGS/FGA	3-Ptr FGS/FGA	FT-FTA	Rebounds Off	Rebounds Def	Rebounds Tot	PF	TP	A	TO	Blk	Stl	Min
24	Abdul Ado	F	1-2	0-0	3-4	3	2	5	2	5	2	2	1	0	33:04
35	Tolu Smith	F	7-17	0-0	6-14	5	4	9	2	20	0	2	0	2	36:23
1	Iverson Molinar	G	6-14	1-3	4-4	1	4	5	2	17	2	0	0	0	37:48
3	D.J. Stewart Jr.	G	8-15	1-4	2-2	2	3	5	0	19	1	1	0	1	37:23
5	Deivon Smith	G	3-9	0-2	0-0	2	5	7	3	6	2	3	0	2	21:28
20	Derek Fountain		0-1	0-1	0-0	0	0	0	0	0	0	0	0	0	05:30
32	Quinten Post		0-0	0-0	0-0	0	2	2	0	0	0	0	1	0	07:44
2	Javian Davis		0-0	0-0	0-0	0	0	0	2	0	0	1	0	0	02:09
4	Cameron Matthews		2-2	0-0	0-0	2	0	2	4	4	2	0	0	1	17:51
Team						1	4	5							
Totals			27-60	2-10	15-24	16	24	40	15	71	9	9	2	6	199:20
FG %		1st:	14-31	45.2%	2nd:	13-29	44.8%	Game:	27-60	45.0%					
3PT %		1st:	1-4	25.0%	2nd:	1-6	16.7%	Game:	2-10	20.0%	DeadBall Rebounds 5,0				
FT %		1st:	5-9	55.6%	2nd:	10-15	66.7%	Game:	15-24	62.5%					
Auburn - 78 • 13-14 (7-11)															
##	Player		Total FGS/FGA	3-Ptr FGS/FGA	FT-FTA	Rebounds Off	Rebounds Def	Rebounds Tot	PF	TP	A	TO	Blk	Stl	Min
10	JT Thor	F	3-8	1-3	3-3	4	5	9	2	10	2	2	3	1	27:31
23	Jaylin Williams	F	7-14	1-5	3-4	2	3	5	3	18	1	0	1	0	29:23
1	Jamal Johnson	G	4-9	4-8	2-2	0	1	1	2	14	7	2	1	2	38:20
22	Allen Flanigan	G	7-13	3-7	5-6	0	4	4	2	22	2	0	0	0	28:11
35	Devan Cambridge	G	1-7	1-7	0-0	0	1	1	1	3	1	2	1	0	35:35
44	Dylan Cardwell		2-3	1-1	0-0	3	2	5	2	5	1	2	0	0	16:36
5	Chris Moore		2-5	0-1	0-0	2	1	3	1	4	1	0	0	0	14:19
13	Babatunde Akingbola		1-2	0-0	0-0	0	1	1	1	2	0	0	0	0	04:53
4	Javon Franklin		0-1	0-1	0-0	1	2	3	0	0	0	0	0	0	01:37
12	Lior Berman		0-0	0-0	0-0	0	0	0	0	0	0	0	0	0	01:09
14	Preston Cook		0-0	0-0	0-0	0	0	0	0	0	0	1	0	0	02:26
Team						1	1	2							
Totals			27-62	11-33	13-15	13	21	34	14	78	15	9	6	3	200:00
FG %		1st:	11-34	32.4%	2nd:	16-28	57.1%	Game:	27-62	43.5%					
3PT %		1st:	6-23	26.1%	2nd:	5-10	50.0%	Game:	11-33	33.3%	DeadBall Rebounds 0,0				
FT %		1st:	4-4	100.0%	2nd:	9-11	81.8%	Game:	13-15	86.7%					
Officials: Anthony Jordan, Bart Lenox, Byron Jarrett															
Technical fouls: Mississippi St. - NONE Auburn - NONE															
Attendance: 1824															
Score by periods			1st	2nd	Total										
Mississippi St.			34	37	71										
Auburn			32	46	78										
						In	Off	2nd	Fast						
						Points	Paint	T/O	Chance	Break	Bench				
						MS	40	12	19	7	4				
						AU	32	17	20	11	11				
Last FG - MS 2nd-0:01, AU 2nd-0:16, Largest lead - MS by 5 2nd - 18:42, AU by 9 1st-6:02 MS led for 5:35, AU led for 29:43, Game was tied for 04:42															
Score tied - 8 times, Lead changed - 10 times.															

- Mississippi State capped its run in style as Cameron Matthews provided a steal and delivered a bounce pass to Stewart Jr. who drained a left wing three-pointer in rhythm to give the Bulldogs a 34-32 advantage heading into halftime.
- State would stretch its lead to as many as five points, 44-39, when an Abdul Ado offensive rebound was sent back out to Molinar for a trey at the 16:42 mark.
- Up 46-42 at the 14:57 mark, Dylan Cardwell buried a late shot clock three-pointer to slice the Bulldogs advantage down to one.
- The two teams would play within one possession over the next 10 minutes tying on six occasions and trading the lead seven times.
- Mississippi State's last lead was at 55-54 when Stewart Jr. utilized the shot fake and hit a runner in the paint.
- Auburn's Allen Flanigan hit a critical three-pointer to double the Tigers lead from 64-61 to 67-61 at the 4:00 mark.
- Mississippi State had a chance to draw back to within a single possession, but Tolu Smith misfired on a pair of free throws. The Tigers converted on their next three possessions keyed by a Jaylin Williams hook shot and a Flanigan dunk to jump ahead 72-65 with 1:16 to go.
- Auburn connected on all four of its foul shots inside the last 40 seconds to close out the seven-point decision and win its third consecutive decision over the Bulldogs on The Plains.

MISSISSIPPI STATE • RECORD WHEN - MISCELLANEOUS STATISTICS

MISSISSIPPI STATE RECORD BREAKDOWN

	OVR	SEC	BH
At Home	9-6	3-6	76-25
On Road	5-4	5-4	22-40
At Neutral Sites	0-3	0-0	14-15
Day Games	3-3	3-2	34-25
Night Games (At/After 5 p.m. local time)	11-10	5-8	78-55
Overtime Games	0-2	0-1	1-7
Games Decided by 10 Pts or Less	6-7	5-6	49-51
Games Decided by 5 Pts or Less	2-5	2-4	22-30
Games Following a Loss	8-4	5-3	49-31
Games Following a Win	5-9	2-6	62-49
In November	1-2	0-0	26-9
In December	5-1	1-0	29-7
In January	4-5	3-5	21-29
In February	3-4	3-4	25-23
In March	1-1	1-1	11-12

SCORING

	OVR	SEC	BH
Mississippi State Leads at Halftime	12-5	6-3	85-14
Mississippi State Trails at Halftime	2-8	2-7	22-65
Tied at Halftime	0-0	0-0	5-1
Mississippi State Scores Less Than 60	0-7	0-6	1-24
Mississippi State Scores 60-69	5-0	3-0	26-20
Mississippi State Scores 70-79	3-4	3-3	37-26
Mississippi State Scores 80-89	5-2	2-1	31-9
Mississippi State Scores 90+	1-0	0-0	17-1
Opponent Scores Less Than 60	8-3	4-2	44-5
Opponent Scores 60-69	4-3	2-3	34-15
Opponent Scores 70-79	1-3	1-3	26-23
Opponent Scores 80-89	1-3	1-1	8-30
Opponent Scores 90+	0-1	0-1	0-7

REBOUNDING

	OVR	SEC	BH
Mississippi State Out-Rebounds Opponent	14-7	8-4	82-33
Opponent Out-Rebounds Mississippi State	0-5	0-5	24-46
Equal Rebounds	0-1	0-1	6-1
Mississippi State Has 40+	9-5	4-4	42-19
Mississippi State Has Fewer Than 40	5-8	4-6	70-61

FIELD GOALS

	OVR	SEC	BH
Mississippi State Has Higher FG%	14-3	8-2	98-21
Mississippi State Has Lower FG%	0-10	0-8	13-58
Equal Field Goal Percentage	0-0	0-0	1-1
Mississippi State Shoots Higher Than 40%	14-8	8-6	107-44
Mississippi State Shoots Lower Than 40%	0-5	0-4	5-36
Opponent Shoots Higher Than 40%	3-9	3-7	57-66
Opponent Shoots Lower Than 40%	11-4	5-3	55-14
Mississippi State Shoots Higher Than 50%	5-2	3-1	57-8
Opponent Shoots Higher Than 50%	0-2	0-0	8-21

FREE THROWS

	OVR	SEC	BH
Mississippi State Attempts More FTs	10-10	6-8	78-25
Mississippi State Attempts Fewer FTs	3-2	1-1	30-54
Equal Free Throw Attempts	1-1	1-1	4-1
Mississippi State Makes More FTs	8-6	5-5	72-21
Mississippi State Makes Fewer FTs	5-7	3-5	37-57
Equal Free Throw Makes	1-0	0-0	3-2
Mississippi State Makes 15 or more FTs	5-5	3-4	53-24
Mississippi State Makes 20 or more FTs	1-0	0-0	18-3
Mississippi State Makes 25 or more FTs	0-0	0-0	8-1

O - OVERALL SEC - SEC BH - BEN HOWLAND ERA

ALL GAMES

SCORE BY PERIOD	1	2	OT	OT2	TOTAL
Mississippi State	870	975	15	15	1875
Opponents	822	914	15	23	1774

SEC GAMES

SCORE BY PERIOD	1	2	OT	OT2	TOTAL
Mississippi State	563	621	7	5	1196
Opponents	569	624	7	10	1210

MISSISSIPPI STATE PERFORMANCE LIST

DOUBLE-FIGURE SCORING	20-21	MSU CAREER
D.J. Stewart Jr.	23 • 14-9	37 • 25-12
Iverson Molinar	21 • 12-9	26 • 17-9
Abdul Ado	3 • 2-1	23 • 14-9
Tolu Smith	18 • 10-8	18 • 10-8
Jalen Johnson	6 • 5-1	6 • 5-1
Deivon Smith	4 • 2-2	4 • 2-2
Javian Davis	1 • 1-0	1 • 1-0
Derek Fountain	1 • 0-1	1 • 0-1
Quinten Post	1 • 1-0	1 • 1-0

10+ REBOUNDS

20-21	MSU CAREER
Abdul Ado	1 • 0-1
Tolu Smith	9 • 5-4
Quinten Post	1 • 0-1

DOUBLE-DOUBLES

20-21	MSU CAREER
Tolu Smith	7 • 4-3
Abdul Ado	-

30+ SCORING

20-21	CAREER
D.J. Stewart Jr.	1 • 0-1

20+ SCORING

20-21	CAREER
Iverson Molinar	6 • 5-1
D.J. Stewart Jr.	6 • 3-3
Tolu Smith	4 • 1-3
Derek Fountain	1 • 0-1

5+ ASSISTS

20-21	CAREER
Deivon Smith	6 • 3-3
Iverson Molinar	3 • 1-2
D.J. Stewart Jr.	4 • 4-0
Cameron Matthews	1 • 1-0
Tolu Smith	1 • 1-0

5+ BLOCKS

20-21	CAREER
Abdul Ado	2 • 2-0

5+ STEALS

20-21	CAREER
D.J. Stewart Jr.	1 • 0-1

MISSISSIPPI STATE RECORD BY STARTING LINEUP

- Molinar • Stewart Jr. • Johnson • T. Smith • Ado 6-5
- Molinar • Stewart Jr. • Matthews • T. Smith • Ado 3-2
- Molinar • Stewart Jr. • Fountain • T. Smith • Ado 2-1
- D. Smith • Molinar • Stewart Jr. • T. Smith • Ado 1-3
- D. Smith • Stewart Jr. • Matthews • T. Smith • Ado 1-2
- D. Smith • Stewart Jr. • Fountain • T. Smith • Ado 2-0

GAMES AS LEADING SCORER

20-21	CAREER
D.J. Stewart Jr.	13 • 6-7
Iverson Molinar	10 • 7-3
Tolu Smith	6 • 1-5
Abdul Ado	-

• Stewart Jr. and T. Smith each had 12 PTS vs. Clemson • Stewart Jr. and T. Smith 20 PTS vs. Liberty

GAMES AS LEADING REBOUNDER

20-21	CAREER
Abdul Ado	8 • 5-3
Tolu Smith	20 • 9-11
Javian Davis	2 • 1-1
Iverson Molinar	2 • 1-1
Deivon Smith	2 • 1-1
D.J. Stewart Jr.	-

• Ado, Davis and Tolu Smith each had 7 REB vs. Dayton • Ado, Molinar and Tolu Smith each had 8 REB at Vanderbilt • Ado and Tolu Smith each had 7 REB vs. Iowa State • Molinar, Deivon Smith and Tolu Smith each had 6 REB vs. Vanderbilt •

LARGEST LEADS • DEFICITS • RUNS

	MSU LEAD	OPP LEAD	LARGEST MSU RUN
vs. Clemson	7	16	7-0 • 2x
vs. Liberty	4	13	7-0
Texas State	23	5	8-0
North Texas	13	-	11-0
Jackson State	30	5	16-0
vs. Dayton	8	6	7-0
Central Arkansas	19	-	8-0
Mississippi Valley State	39	2	11-0
at Georgia [SEC]	20	-	10-0
Kentucky [SEC]	9	8	8-0
No. 13 Missouri [SEC]	15	14	15-0
at Vanderbilt [SEC]	11	7	8-0
Texas A&M [SEC]	13	4	7-0
Florida [SEC]	11	4	12-0
Ole Miss [SEC]	4	20	7-0
at No. 18 Alabama [SEC]	6	11	7-0
at No. 18 Tennessee [SEC]	5	11	8-0
Iowa State	39	3	11-0
at Arkansas [SEC]	13	19	14-0
at South Carolina [SEC]	18	6	13-0
LSU [SEC]	6	17	8-0
Vanderbilt [SEC]	2	21	7-0
at Ole Miss [SEC]	15	-	7-0
South Carolina [SEC]	21	1	9-0
No. 6 Alabama [SEC]	3	13	6-0
at Texas A&M [SEC]	10	10	11-0
at Auburn [SEC]	5	9	6-0 • 3x

GAME-BY-GAME COMPARISON • MISSISSIPPI STATE/OPPONENT

DATE • OPPONENT	1ST	2ND • OT	SCORE • MARGIN	FGM-FGA	FG PCT	3PT	FT	REB • MARGIN	ASST	TO	BLK	STL	FOULS
11/25 • vs. Clemson	19-26	23-27	53-42 • -11	15-50 • 19-54	30.0 • 35.2	4-13 • 5-25	8-27 • 10-15	42-37 • +5	6/13	19/14	2/2	7/5	20/21
11/26 • vs. Liberty	41-40	32-44	84-73 • -11	27-47 • 28-53	57.4 • 52.8	4-10 • 19-39	15-19 • 9-14	29-19 • +10	17/22	13/7	4/3	3/3	16/17
11/30 • Texas State	26-24	42-27	68-51 • +17	25-58 • 17-53	43.1 • 32.1	9-23 • 4-15	9-12 • 13-18	46-27 • +19	17/7	15/7	7/2	2/6	20/14
12/04 • North Texas	29-20	40-43	69-63 • +6	26-54 • 20-56	48.1 • 35.7	1-10 • 7-23	16-22 • 16-20	38-34 • +4	6/11	10/9	7/0	4/2	21/18
12/08 • Jackson State	34-30	48-29	82-59 • +23	27-61 • 19-52	44.3 • 36.5	8-18 • 10-24	20-33 • 11-14	50-25 • +25	15/12	14/18	4/3	6/6	15/27
12/12 • vs. Dayton	33-25	31-39 • 18-21	85-82 • 2 OT • -3	34-75 • 29-55	45.3 • 52.7	5-17 • 8-22	9-22 • 19-26	33-32 • +1	13/18	14/17	2/4	8/5	21/16
12/16 • Central Arkansas	39-35	42-30	81-65 • +16	29-61 • 24-61	47.5 • 39.3	10-21 • 7-18	13-19 • 10-12	41-33 • +8	11/14	11/11	5/3	4/6	13/16
12/21 • Mississippi Valley State	42-25	45-23	87-48 • +39	33-59 • 17-55	55.9 • 30.9	9-23 • 10-39	12-22 • 4-5	47-24 • +23	19/11	13/16	2/1	9/5	13/19
12/30 • at Georgia [SEC]	41-27	42-46	83-73 • +10	29-66 • 26-65	43.9 • 40.0	12-27 • 9-25	13-18 • 12-18	42-41 • +1	16/16	12/15	7/2	8/4	17/17
01/02 • Kentucky [SEC]	35-30	26-31 • 12-17	78-73 • -5	26-69 • 32-77	37.7 • 41.6	5-15 • 11-21	16-23 • 3-8	48-46 • -2	17/18	16/18	7/10	10/10	14/17
01/05 • No. 13 Missouri [SEC]	27-39	51-24	78-63 • +15	28-54 • 26-58	51.9 • 44.8	3-6 • 5-18	19-21 • 6-6	37-22 • +15	11/15	11/8	5/3	6/6	10/19
01/09 • at Vanderbilt [SEC]	36-35	48-46	84-81 • +3	31-51 • 25-60	60.8 • 41.7	4-7 • 15-33	18-28 • 16-21	34-30 • +4	9/19	12/10	3/2	7/4	19/19
01/13 • Texas A&M [SEC]	33-23	22-33	56-55 • -1	22-51 • 23-53	43.1 • 43.4	5-14 • 3-10	6-10 • 7-9	32-27 • +5	11/8	15/11	6/3	6/7	13/11
01/16 • Florida [SEC]	32-29	40-40	72-69 • +3	29-60 • 25-61	48.3 • 41.0	1-8 • 5-19	13-24 • 14-16	47-26 • +21	14/11	15/11	6/7	6/5	15/17
01/19 • Ole Miss [SEC]	21-29	25-35	64-46 • -16	18-52 • 26-57	34.6 • 45.6	4-14 • 5-18	6-10 • 7-8	37-31 • -6	12/10	12/10	5/5	6/10	9/12
01/23 • at No. 18 Alabama [SEC]	35-40	38-41	81-73 • -8	27-61 • 28-61	44.3 • 45.9	4-14 • 14-34	15-17 • 11-13	36-32 • +4	7/21	16/15	5/6	13/13	12/12
01/26 • at No. 18 Tennessee [SEC]	23-26	30-30	56-53 • -3	17-52 • 20-54	32.7 • 37.0	3-13 • 3-19	16-23 • 13-18	42-30 • +12	7/15	18/11	4/6	9/8	20/18
01/30 • Iowa State	44-28	51-28	95-56 • +39	37-73 • 17-50	50.7 • 34.0	8-19 • 4-24	13-19 • 18-25	41-34 • +7	21/8	10/21	4/3	9/5	17/19
02/02 • at Arkansas [SEC]	22-28	23-33	61-45 • -16	15-49 • 23-64	30.6 • 35.9	5-19 • 2-17	10-18 • 13-14	45-34 • -11	10/13	26/17	4/6	9/10	18/16
02/06 • at South Carolina [SEC]	36-30	39-29	75-59 • +16	26-56 • 19-61	46.4 • 31.1	10-19 • 5-25	13-18 • 16-23	46-30 • +16	14/11	21/14	6/5	7/9	22/16
02/10 • LSU [SEC]	39-41	41-53	94-80 • -14	30-56 • 38-62	53.6 • 61.3	9-24 • 10-22	11-16 • 8-11	28-28 • EVEN	18/22	15/7	2/1	3/6	13/15
02/13 • Vanderbilt [SEC]	30-45	21-27	72-51 • -21	22-52 • 25-55	42.3 • 45.5	5-19 • 13-30	2-4 • 9-12	36-27 • -9	14/16	17/13	5/1	8/13	13/9
02/20 • at Ole Miss [SEC]	31-25	35-31	66-56 • +10	25-49 • 21-55	51.0 • 38.2	2-9 • 5-19	14-18 • 9-11	32-30 • +2	15/10	14/14	2/5	8/4	15/17
02/24 • South Carolina [SEC]	38-23	31-25	69-48 • +21	24-51 • 18-62	47.1 • 29.0	4-12 • 4-21	17-22 • 8-11	49-24 • +25	16/9	21/11	6/5	8/7	15/14
02/27 • No. 6 Alabama [SEC]	21-34	38-30	64-59 • -5	24-59 • 21-65	40.7 • 32.3	1-12 • 7-28	10-17 • 15-17	45-40 • -5	10/9	16/14	7/3	5/11	17/17
03/03 • at Texas A&M [SEC]	29-33	34-24	63-57 • +6	26-49 • 22-69	53.1 • 31.9	8-19 • 4-25	3-12 • 9-10	39-36 • +3	18/13	17/5	8/1	3/9	8/13
03/06 • at Auburn [SEC]	34-32	37-46	78-71 • -7	27-60 • 27-62	45.0 • 43.5	2-10 • 11-33	15-24 • 13-15	40-34 • +6	9/15	9/9	2/6	6/3	15/14

BREAKDOWN • LINEUP COMBOS • MARGIN OF VICTORY • FG PERCENTAGE • LEADING/TRAILING/TIED AT HALFTIME

LINEUP COMBINATIONS

GAMES	RECORD	STARTING FIVE • G-G-F-F-F • G-G-F-F-F • G-G-F-F-F	GAMES	RECORD	STARTING FIVE • G-G-F-F-F • G-G-F-F-F • G-G-F-F-F
1-3	1-2	D. Smith • Stewart Jr. • Matthews • T. Smith • Ado	7-16 • 25	6-5	Molinar • Stewart Jr. • Johnson • T. Smith • Ado
4-6 • 17-18	3-2	Molinar • Stewart Jr. • Matthews • T. Smith • Ado	19-21 • 27	1-3	D. Smith • Molinar • Stewart Jr. • T. Smith • Ado
22-23 • 26	2-1	Molinar • Stewart Jr. • Fountain • T. Smith • Ado	24	1-0	D. Smith • Stewart Jr. • Fountain • T. Smith • Ado

WINS • 14

+3 (2x • at VANDY • UF) • +6 (2x • UNT • at A&M) • +10 (2 • at UGA • at OM) • +15 (#13 MIZZOU) • +16 (2x • UCA • at SC) • +17 (TXST) • +21 (SC) • +23 (JSU) • +39 (2x • MVST • ISU) •

LOSSES • 13

-1 (A&M) • -3 (2x • vs. DAY • at #18 UT) • -5 (2x • #6 BAMA • UK) • -7 (at AU) • -8 (at #18 BAMA) • -11 (2x • vs. Clem • vs. LIB) • -14 (LSU) • -16 (2x • OM • at ARK) • -21 (VANDY)

MISSISSIPPI STATE FROM THE FIELD

30-39% FG: vs. CLEM (30.0) • UK (37.7) • OM (34.6) • at #18 UT (32.7) • at ARK (30.6) •
 40-49% FG: TXST (43.1) • UNT (48.1) • JSU (44.3) • vs. DAY (45.3) • UCA (47.5) • at UGA (43.9) • A&M (43.1) • UF (48.3) • at #18 BAMA (44.3) • at SC (46.4) • VANDY (42.3) • SC (47.1) • #6 BAMA (40.7) • at AU (45.0) •
 50-59% FG: vs. LIB (57.4) • MVST (55.9) • #13 MIZZOU (51.9) • ISU (50.7) • LSU (53.6) • at OM (51.0) • at A&M (53.1) •
 60% + FG: at VANDY (60.8) •

OPPONENTS FROM THE FIELD

30% - FG: SC (29.0) •
 30-39% FG: vs. CLEM (35.2) • TXST (32.1) • UNT (35.7) • JSU (36.5) • UCA (39.3) • MVST (30.9) • at #18 UT (37.0) • ISU (34.0) • at ARK (35.9) • at SC (31.1) • at OM (38.2) • #6 BAMA (32.3) • at A&M (31.9) •
 40-49% FG: at UGA (40.0) • UK (41.6) • #13 MIZZOU (44.8) • at VANDY (41.7) • A&M (43.4) • UF (41.0) • OM (45.6) • at #18 BAMA (45.9) • VANDY (45.5) • at AU (43.5) •
 50-59% FG: vs. LIB (52.8) • vs. DAY (52.7) •
 60% + FG: LSU (61.3) •

LEADING AT THE BREAK • 17 • 12-5

vs. LIB (+1 • L) • TXST (+2 • W) • UNT (+9 • W) • JSU (+4 • W) • vs. DAY (-3 • L) • UCA (+4 • W) • MVST (+17 • W) • UK (+5 • L) • at VANDY (+1 • W) • A&M (+10 • L) • UF (+3 • W) • ISU (+16 • W) • at SC (+6 • W) • at OM (+6 • W) • SC (+15 • W) • at AU (+2 • L) •

TRAILING AT THE BREAK • 10 • 2-8

vs. CLEM (-7 • L) • #13 MIZZOU (-12 • W) • OM (-8 • L) • at #18 BAMA (-5 • L) • at #18 TENN (-3 • L) • at ARK (-6 • L) • LSU (-2 • L) • VANDY (-15 • L) • #6 BAMA (-13 • L) • at A&M (-4 • W) •

TIED AT THE BREAK • 0 • 0-0

SPECIALITY STATISTICS • MISSISSIPPI STATE-OPPONENT

OPPONENT	POINTS IN THE PAINT	POINTS OFF TURNOVERS	SECOND CHANCE POINTS	FAST BREAK POINTS	BENCH POINTS
11/25 • vs. Clemson	20-16	14-22	12-4	7-4	8-26
11/26 • vs. Liberty	42-18	8-13	8-4	12-0	7-23
11/30 • Texas State	30-18	17-14	15-6	6-12	24-18
12/04 • North Texas	44-22	10-10	12-13	13-1	20-18
12/08 • Jackson State	32-12	19-19	17-0	12-10	25-16
12/12 • vs. Dayton	46-34	18-20	13-2	14-13	10-5
12/16 • Central Arkansas	32-32	11-16	19-8	15-15	19-30
12/21 • Mississippi Valley State	38-6	19-3	17-2	28-7	27-3
12/30 • at Georgia [SEC]	26-30	22-9	13-5	13-9	17-21
01/02 • Kentucky [SEC]	24-30	19-17	10-18	11-11	11-33
01/05 • No. 13 Missouri [SEC]	36-38	19-15	17-4	9-14	10-11
01/09 • at Vanderbilt [SEC]	42-18	13-16	8-0	10-5	8-24
01/13 • Texas A&M [SEC]	26-36	12-19	16-9	7-8	12-24
01/16 • Florida [SEC]	52-30	10-11	18-4	11-11	7-7
01/19 • Ole Miss [SEC]	22-30	4-11	4-13	3-9	4-13
01/23 • at No. 18 Alabama [SEC]	38-26	18-18	8-7	8-16	13-13
01/26 • at No. 18 Tennessee [SEC]	18-32	15-23	10-9	5-4	11-18
01/30 • Iowa State	48-14	34-8	20-5	27-10	40-16
02/02 • at Arkansas [SEC]	12-34	4-25	8-14	4-16	19-9
02/06 • at South Carolina [SEC]	22-24	22-17	9-11	15-6	11-25
02/10 • LSU [SEC]	34-48	3-26	13-9	8-24	21-10
02/13 • Vanderbilt [SEC]	18-22	18-19	3-2	10-8	10-8
02/20 • at Ole Miss [SEC]	36-24	18-19	9-11	9-10	10-28
02/24 • South Carolina [SEC]	38-20	14-12	11-4	11-4	21-20
02/27 • No. 6 Alabama [SEC]	36-26	11-12	17-10	6-19	5-36
03/03 • at Texas A&M [SEC]	32-24	3-21	10-6	3-16	13-25
03/06 • at Auburn [SEC]	34-32	12-17	19-20	7-11	4-11
TOTALS	878-696	387-432	336-200	284-273	387-491

SCORING BREAKDOWN • PERCENTAGE IN PARENTHESES

OPPONENT	BACK COURT	FRONT COURT	STARTERS	BENCH
11/25 • vs. Clemson	19 • 45.2	23 • 54.8	34 • 81.0	8 • 19.0
11/26 • vs. Liberty	37 • 50.7	36 • 49.3	66 • 90.4	7 • 9.6
11/30 • Texas State	33 • 48.5	35 • 51.5	44 • 64.7	24 • 35.3
12/04 • North Texas	45 • 65.2	24 • 34.8	49 • 71.0	20 • 29.0
12/08 • Jackson State	40 • 48.8	42 • 51.2	57 • 68.5	25 • 30.5
12/12 • vs. Dayton	54 • 65.9	28 • 34.1	72 • 87.8	10 • 12.2
12/16 • Central Arkansas	49 • 60.5	32 • 39.5	62 • 76.5	19 • 23.5
12/21 • Mississippi Valley State	54 • 62.1	33 • 37.9	60 • 69.0	27 • 31.0
12/30 • at Georgia [SEC]	67 • 80.7	16 • 19.3	66 • 79.5	17 • 20.5
01/02 • Kentucky [SEC]	52 • 71.2	21 • 28.8	62 • 84.9	11 • 15.1
01/05 • No. 13 Missouri [SEC]	53 • 67.9	25 • 32.1	68 • 87.2	10 • 12.8
01/09 • at Vanderbilt	54 • 64.3	30 • 35.7	76 • 90.5	8 • 8.5
01/13 • Texas A&M [SEC]	33 • 60.0	22 • 40.0	43 • 78.2	12 • 21.8
01/16 • Florida [SEC]	32 • 44.4	40 • 55.6	65 • 90.3	7 • 9.7
01/19 • Ole Miss [SEC]	30 • 65.2	16 • 34.8	42 • 91.3	4 • 8.7
01/23 • at No. 18 Alabama [SEC]	51 • 69.9	22 • 30.1	60 • 82.2	13 • 17.8
01/26 • at No. 18 Tennessee [SEC]	33 • 62.3	20 • 37.7	42 • 79.2	11 • 20.8
01/30 • Iowa State	59 • 62.1	36 • 37.9	55 • 57.9	40 • 42.1
02/02 • at Arkansas [SEC]	20 • 44.4	25 • 55.6	26 • 57.8	19 • 42.2
02/06 • at South Carolina [SEC]	53 • 70.7	22 • 29.3	64 • 85.3	11 • 14.7
02/10 • LSU [SEC]	33 • 41.3	47 • 58.8	59 • 73.8	21 • 26.3
02/13 • Vanderbilt [SEC]	37 • 72.5	14 • 27.5	41 • 80.4	10 • 19.6
02/20 • at Ole Miss [SEC]	39 • 59.1	27 • 40.9	56 • 84.8	10 • 15.2
02/24 • South Carolina [SEC]	34 • 49.3	35 • 50.7	48 • 49.3	21 • 30.4
02/27 • No. 6 Alabama [SEC]	35 • 59.3	24 • 40.7	54 • 91.5	5 • 8.5
03/03 • at Texas A&M [SEC]	39 • 61.9	24 • 38.1	50 • 79.4	13 • 20.6
03/06 • at Auburn [SEC]	42 • 59.2	29 • 40.8	67 • 94.4	4 • 5.6
TOTALS	1129 • 60.2	746 • 39.8	1488 • 79.4	387 • 20.6

MISSISSIPPI STATE • SEC STANDINGS/LEADERS • NET RANKINGS/BREAKDOWN

2020-21 SEC STANDINGS • 03/10

TEAM	SEC	PCT.	OVERALL	PCT.
Alabama	16-2	.889	21-6	.778
Arkansas	13-4	.765	21-5	.808
LSU	11-6	.647	16-8	.667
Tennessee	10-7	.588	17-7	.708
Florida	9-7	.563	13-8	.619
Ole Miss	10-8	.556	15-10	.600
Missouri	8-8	.500	15-8	.652
Kentucky	8-9	.471	9-15	.375
Mississippi State	8-10	.444	14-13	.519
Georgia	7-11	.389	14-11	.560
Auburn	7-11	.389	13-14	.482
South Carolina	4-12	.250	6-14	.300
Texas A&M	2-8	.200	8-9	.471
Vanderbilt	3-13	.188	8-15	.348

TUESDAY, MARCH 2

No. 8 Alabama 70, Auburn 58
No. 12 Arkansas 101, South Carolina 73
LSU 83, Vanderbilt 68
Ole Miss 70, Kentucky 62

WEDNESDAY, MARCH 3

Mississippi State 63, Texas A&M 57
Missouri 72, Florida 70

THURSDAY, MARCH 4

Vanderbilt 78, Cincinnati 64

SATURDAY, MARCH 6

Auburn 78, Mississippi State 71
No. 8 Alabama 89, Georgia 79
No. 12 Arkansas 87, Texas A&M 80
Kentucky 92, South Carolina 64
LSU 86, Missouri 80
Ole Miss 56, Vanderbilt 46

SUNDAY, MARCH 7

Tennessee 65, Florida 54

WEDNESDAY, MARCH 10 • SEC TOURNAMENT 1ST ROUND

Game 1: Vanderbilt vs. Texas A&M [SECN]	6 p.m.
---	--------

THURSDAY, MARCH 11 • SEC TOURNAMENT 2ND ROUND

Game 2: Kentucky vs. Mississippi State [SECN]	11 a.m.
Game 3: Florida vs. Game 1 winner [SECN]	~1:30 p.m.
Game 4: Missouri vs. Georgia [SECN]	6 p.m.
Game 5: Ole Miss vs. South Carolina [SECN]	~8:30 p.m.

FRIDAY, MARCH 12 • SEC TOURNAMENT QUARTERFINALS

Game 6: Alabama vs. Game 2 winner [ESPN]	11 a.m.
Game 7: Tennessee vs. Game 3 winner [ESPN]	~1:30 p.m.
Game 8: Arkansas vs. Game 4 winner [SECN]	6 p.m.
Game 9: LSU vs. Game 5 winner [SECN]	~8:30 p.m.

SATURDAY, MARCH 13 • SEC TOURNAMENT SEMIFINALS

Game 10: Game 6 winner vs. Game 7 winner [ESPN]	12 p.m.
Game 11: Game 8 winner vs. Game 9 winner [ESPN]	~2:30 p.m.

SUNDAY, MARCH 14 • SEC TOURNAMENT CHAMPIONSHIP

Game 12: Game 10 winner vs. Game 11 winner [ESPN]	12 p.m.
---	---------

[ESPN/ESPN2/ESPNU/SECN] - ESPN Family • Watch ESPN App
[CBS] - CBS • CBS All-Access

NET RANKING • 2020-21

78 • 03/09/2021

NET WIN AVG • 152 **NET LOSS AVG • 54**

STRENGTH OF SCHEDULE • 66 **NON-CONFERENCE SOS • 219**

Record vs. NET 1-25	0-4
Home	0-1
Away	0-3
Neutral	0-0
Record vs. NET 26-50	2-2
Home	2-1
Away	0-0
Neutral	0-1
Record vs. NET 51-100	3-5
Home	1-2
Away	2-1
Neutral	0-2
Record vs. NET 101-200	5-2
Home	2-2
Away	3-0
Neutral	0-0
Record vs. NET 201 +	4-0
Home	4-0
Away	0-0
Neutral	0-0

OPPONENT NET

NON-CONFERENCE [SITE]	RANK	SCORE
11/25 • Clemson [N]	36	L • 53-42
11/26 • Liberty [N]	83	L • 84-73
11/30 • Texas State [H]	152	W • 68-51
12/04 • North Texas [H]	73	W • 69-63
12/08 • Jackson State [H]	258	W • 82-59
12/12 • Dayton [N]	80	L • 85-82 • 2 OT
12/16 • Central Arkansas [H]	321	W • 81-65
12/21 • Mississippi Valley State [H]	347	W • 87-48
01/30 • Iowa State [H]	233	W • 95-56

SEC TOURNAMENT **RANK** **SCORE**

03/11 • Kentucky [N]	59	Q2
----------------------	----	----

QUADRANT 1 • H (1-30) • N (1-50) • A (1-75)

Overall: 2-7 • Home: 1-1 • Away: 1-4 • Neutral: 0-2

Remaining Quad 1 Games: 0

QUADRANT 2 • H (31-75) • N (51-100) • A (76-135)

Overall: 5-4 • Home: 2-2 • Away: 3-0 • Neutral: 0-2

Remaining Quad 2 Games: 1 (1 Neutral)

QUADRANT 3 • H (76-160) • N (101-200) • A (136-240)

Overall: 3-2 • Home: 2-2 • Away: 1-0 • Neutral: 0-0

Remaining Quad 3 Games: 0

QUADRANT 4 • H (161+) • N (201+) • A (241+)

Overall: 4-0 • Home: 4-0 • Away: 0-0 • Neutral: 0-0

Remaining Quad 4 Games: 0

ADDITIONAL METRICS • 03/09/2021

ESPN.com BPI • ESPN Strength of Record	61 • 88
KenPom.com • Jeff Sagarin	70 • 70

OPPONENT NET

SEC	RANK	SCORE
12/30 • Georgia [A]	94	W • 83-73
01/02 • Kentucky [H]	59	L • 78-73 • 2 OT
01/05 • Missouri [H]	44	W • 78-63
01/09 • Vanderbilt [A]	109	W • 84-81
01/13 • Texas A&M [H]	143	L • 56-55
01/16 • Florida [H]	29	W • 72-69
01/19 • Ole Miss [H]	53	L • 66-48
01/23 • Alabama [A]	7	L • 81-73
01/26 • Tennessee [A]	18	L • 56-53
02/02 • Arkansas [A]	16	L • 61-45
02/06 • South Carolina [A]	134	W • 75-59
02/10 • LSU [H]	28	L • 94-80
02/13 • Vanderbilt [H]	109	L • 72-51
02/20 • Ole Miss [A]	53	W • 66-56
02/24 • South Carolina [H]	134	W • 68-49
02/27 • Alabama [H]	7	L • 64-59
03/03 • Texas A&M [A]	143	W • 63-57
03/06 • Auburn [A]	69	L • 78-71

SCHEDULE NOTE

Mississippi State had games originally scheduled at Minnesota [79] on 12/16 and versus Utah State [48] in Panama City Beach on 12/21.

MISSISSIPPI STATE • 2020-21 SEC RANKINGS & LEADERS • AS OF 03/10

CATEGORY	AVG	ALL • SEC
Points	69.4 • 66.4	12th • 12th
OPP Points	65.7 • 67.2	3rd • 3rd
Scoring Margin	+3.7 • -0.8	7th • 8th
FG Percentage	45.5 • 44.7	5th • 5th
OPP FG Percentage	39.9 • 40.4	1st • 2nd
3-PT Percentage	34.9 • 33.3	4th • 6th
OPP 3-PT Percentage	31.7 • 31.4	5th • 4th
3-PT FG Made	5.4 • 4.8	13th • T-13th
FT Percentage	64.1 • 67.2	14th • 13th
Rebounds	38.9 • 37.9	4th • 5th
OPP Rebounds	32.1 • 33.4	2nd • 2nd
Rebounding Margin	+6.8 • +4.5	1st • 1st
Offensive Rebounds	12.2 • 10.9	4th • 9th
Offensive Rebounds Percentage	35.7 • 32.9	1st • 3rd
Defensive Rebounds	26.7 • 26.9	4th • 2nd
Defensive Rebounds Percentage	72.5 • 70.9	3rd • 4th
Assists	13.1 • 12.6	8th • 9th
Assist/Turnover Ratio	0.9 • 0.8	11th • 13th
Turnover Margin	-2.6 • -3.9	T-13th • 14th
Steals	6.7 • 7.1	11th • 9th
Blocks	4.7 • 5.0	5th • 4th

ABDUL ADO

CATEGORY	ALL • SEC	ALL • SEC
Blocks	2.0 • 2.3	3rd • T-2nd
Offensive Rebounds	2.5 • 2.6	6th • 6th
Rebounds	6.3 • 6.3	10th • 9th

IVERSON MOLINAR

CATEGORY	ALL • SEC	ALL • SEC
Field Goal Percentage	46.9 • 45.0	5th • 6th
Points	16.4 • 15.8	6th • 6th
Free Throw Percentage	81.0 • 83.6	9th • 6th
Minutes	32.4 • 33.1	9th • 8th

D.J. STEWART JR.

CATEGORY	ALL • SEC	ALL • SEC
Minutes	35.0 • 35.8	2nd • 3rd
Points	16.5 • 15.7	5th • 8th
Field Goal Percentage	43.0 • 41.3	10th • 12th
Free Throw Percentage	79.6 • 87.0	12th • 2nd
Steals	1.4 • 1.7	14th • 5th
Assists	2.9	NR • T-14th

TOLU SMITH

CATEGORY	ALL • SEC	ALL • SEC
Rebounds	8.6 • 8.5	1st • 1st
Offensive Rebounds	3.4 • 3.1	1st • 1st
Defensive Rebounds	5.2 • 5.4	4th • 2nd
Minutes	31.2 • 32.3	14th • 11th

MISSISSIPPI STATE • TOP 25 BREAKDOWN

ASSOCIATED PRESS TOP 25 • WEEK 16 • 03/08/2021

RANK	TEAM	RECORD	PTS	PR
1	Gonzaga (61)	24-0	1573	1
2	Baylor (2)	21-1	1510	3
3	Illinois	20-6	1438	4
4	Michigan	19-3	1382	2
5	Iowa	20-7	1314	5
6	Alabama	21-6	1239	8
7	Houston	21-3	1173	9
8	Arkansas	21-5	1046	12
9	Ohio State	18-8	1032	7
10	West Virginia	18-8	919	6
11	Kansas	19-8	873	13
12	Oklahoma State	18-7	851	17
13	Texas	17-7	802	15
14	Villanova	16-5	729	10
15	Florida State	15-5	687	11
16	Virginia	17-6	531	21
17	Creighton	18-7	510	14
18	Loyola - Chicago	24-4	486	20
19	San Diego State	20-4	462	19
20	Texas Tech	17-9	389	18
	Purdue	18-8	389	23
22	Virginia Tech	15-5	266	22
23	Colorado	20-7	209	24
24	Southern Cal - USC	21-6	175	RV
25	Oklahoma	14-9	172	16

RECEIVING VOTES

Brigham Young • BYU 93, Oregon 67, Connecticut • UConn 53, **Clemson 25**, Wisconsin 24, **Tennessee 14**, Wichita State 13, St. Bonaventure 11, Winthrop 7, Virginia Commonwealth • VCU 4, **LSU 2**, UC Santa Barbara 1, San Diego 1, Michigan State 1.

DROPPED FROM RANKINGS

No. 25 Wisconsin

THE VOTERS

NR • Bob Ballou • KEYE-TV • Austin
 NR • Chris Basnett • Lincoln Journal Star
 NR • Mark Berman • Roanoke Times
 NR • Sam Blum • Dallas Morning News
 NR • Dave Borges • New Haven Register
 NR • Jeff Borzello • ESPN
 NR • Rick Bozich • WDRB-TV • Louisville
 NR • Kevin Brockway • Gainsville Sun
 NR • Lauren Brownlow • WRAL-TV • Durham
 NR • Joe Buettner • Norman Transcript
 NR • Jeff Call • Salt Lake City Deseret News
 NR • Jerry Carino • Gannett • New Jersey
 NR • David Cloninger • The State Columbia
 NR • Clayton Collier • WATN-TV • Memphis
 NR • James Crepea • The Oregonian
 NR • Seth Davis • CBS/Sports Illustrated
 NR • Luke DeCock • Raleigh News & Observer
 NR • Donna Ditota • Syracuse Post-Standard
 NR • Doug Doughty • Roanoke Times
 NR • Jack Ebling • WSYM-TV • Lansing
 NR • Wayne Epps • Richmond Times
 NR • John Feinstein • National Public Radio • Washington DC
 NR • Marcus Fuller • St. Paul Pioneer Press
 NR • Geoff Grammer • Albuquerque Journal
 NR • Adam Grosbard • Orange County Register
 NR • Jordan Hansen • Missoulian • Montana
 NR • Steve Hewitt • Boston Herald
 NR • Brian Holland • WVLA-TV • Baton Rouge
 NR • Bob Holt • Arkansas Democrat-Gazette
 NR • Donald Hunt • Philadelphia Tribune
 NR • Cecil Hurt • Tuscaloosa News
 NR • David Jablonski • Dayton Daily News
 NR • Justin Jackson • Morgantown Dominion Post
 NR • Ethan Joyce • Winston-Salem Journal
 NR • Joe Juliano • Philadelphia Inquirer
 NR • Lauren Kirschman • Seattle News Tribune

THE VOTERS

NR • Paul Klee • Denver Gazette
 NR • Zach Klein • WSB-TV • Atlanta
 NR • Chad Leistikow • Des Moines Register
 NR • Dave Matter • St. Louis Post-Dispatch
 NR • Brian McInnis • Honolulu Star-Advertiser
 NR • Kevin McNamara • Providence Journal
 NR • Stephen Means • Cleveland.com
 NR • Craig Meyer • Pittsburgh Post-Gazette
 NR • Sheldon Mickles • Baton Rouge Advocate
 NR • Chris Murray • Reno Gazette Journal
 NR • Matt Murschel • Orlando Sentinel
 NR • Jesse Newell • Kansas City Star
 NR • Bruce Pascoe • Arizona Daily Star
 NR • Dave Preston • WTOP-FM • Washington DC
 NR • Troy Provost-Heron • Knoxville Daily Times
 NR • Jeff Rabjohns • 247Sports • Indianapolis
 NR • B.J. Rains • Idaho Press-Tribune
 NR • Scott Richey • Champaign News-Gazette
 NR • Jon Rothstein • CBS & Sports Illustrated
 NR • Shannon Ryan • Chicago Tribune
 NR • Ben Steele • Milwaukee Journal Sentinel
 NR • Nick Suss • Jackson Clarion Ledger
 NR • Edgar Thompson • Orlando Sentinel
 NR • Dick Vitale • ESPN
 NR • Josh Vitale • Montgomery Advertiser
 NR • Ken Weinman • WJZ-FM • Baltimore
 NR • John Werner • Waco Tribune-Herald
 NR • Jon Wilner • San Jose Mercury News
 NR • Scott Wolf • Los Angeles Daily News

TRACKING THE BULLDOGS • ASSOCIATED PRESS TOP 25 POLL

WEEK	DATE	RANK	POINTS
PRE	11/09	-	0
2	11/30	-	0
3	12/07	-	0
4	12/14	-	0
5	12/21	-	0
6	12/28	-	0
7	01/04	-	0
8	01/11	-	0
9	01/18	-	0
10	01/25	-	0
11	02/01	-	0
12	02/08	-	0
13	02/15	-	0
14	02/22	-	0
15	03/01	-	0
16	03/08	-	0
FINAL	03/15	-	0

TRACKING THE BULLDOGS • USA TODAY COACHES TOP 25 POLL

WEEK	DATE	RANK	POINTS
PRE	11/12	-	0
2	11/30	No Poll	0
3	12/07	-	0
4	12/14	-	0
5	12/21	-	0
6	12/28	-	0
7	01/04	-	0
8	01/11	-	0
9	01/18	-	0
10	01/25	-	0
11	02/01	-	0
12	02/08	-	0
13	02/15	-	0
14	02/22	-	0
15	03/01	-	0
16	03/08	-	0
17	03/15	-	0
FINAL	04/06	-	0

USA TODAY/COACHES TOP 25 • WEEK 16 • 03/08/2021

RANK	TEAM	RECORD	PTS	PR
1	Gonzaga (31)	24-0	775	1
2	Baylor	21-1	740	3
3	Illinois	20-6	689	4
4	Michigan	19-3	687	2
5	Alabama	21-6	610	T-5
6	Iowa	20-7	584	8
7	Houston	21-3	572	7
8	Arkansas	21-5	489	13
9	West Virginia	18-8	483	T-5
10	Ohio State	18-8	395	10
11	Villanova	16-5	384	9
12	Kansas	19-8	383	14
13	Florida State	15-5	363	11
14	Oklahoma State	18-7	340	17
15	Virginia	17-6	313	20
16	Texas	17-7	312	16
17	Creighton	18-7	287	12
18	Loyola - Chicago	24-4	240	22
19	Purdue	18-8	227	23
	San Diego State	20-4	227	21
21	Virginia Tech	15-5	176	19
22	Texas Tech	17-9	174	18
23	Southern Cal - USC	21-6	155	24
24	Oklahoma	14-9	119	15
25	Oregon	19-5	116	25

RECEIVING VOTES

Colorado 68, Brigham Young • BYU 39, Wichita State 26, Connecticut • UConn 26, **Clemson 25**, **Tennessee 9**, Drake 8, Winthrop 7, St. Bonaventure 7, Michigan State 7, Toledo 3, UCLA 3, Wisconsin 2, North Carolina 2, **Florida 2**, Colorado State 1.

DROPPED FROM RANKINGS

None

THE VOTERS

Randy Bennett • Saint Mary's
 Jim Boeheim • Syracuse
 Glenn Braica • St. Francis Brooklyn
 Scott Drew • Baylor
 Matt Driscoll • North Florida
 Baker Dunleavy • Quinnipiac
 John Gallagher • Hartford
 Michael Huger • Bowling Green
 Ron Hunter • Tulane
 George Ivory • Arkansas-Pine Bluff
 Ben Jacobson • Northern Iowa
 Chris Jans • New Mexico State
 Rob Jeter • Western Illinois
 James Jones • Yale
 Greg Kampe • Oakland
 Shantay Legans • Eastern Washington
 Grant McCasland • North Texas
 Mike McConathy • Northwestern State
 Robert McCullum • Florida A&M
 Greg McDermott • Creighton
 Matt McMahon • Murray State
 Wes Miller • UNC Greensboro
 Dan Monson • Long Beach State
 Chris Mooney • Richmond
 Nate Oats • Alabama
 T.J. Otzelberger • UNLV
 Matt Painter • Purdue
 Brett Reed • Lehigh
 Tubby Smith • High Point
 Zach Spiker • Drexel
 Wayne Tinkle • Oregon State
 Darrell Walker • Little Rock • UALR

2020-21 BOX SCORES

Game 1 • Clemson 53, Mississippi State 42
11/25/2020 • Mebourne, Florida • Titan Field House

Official Basketball Box Score - Final
Mississippi St. vs Clemson
11/25/20 Titan Field House, Mebourne, FL

Table with columns: # Player, Total FG/FGA, 3-Ptr FG/FGA, FT-FTA, Rebounds, PF, TP, A, TO, Blk, Stl, Min. Includes player stats for Cameron Matthews, Abdul Ado, Tolu Smith, etc.

Totals table showing FG % 1st: 8.20 40.0%, 2nd: 7.30 23.3%, 3PT% 1st: 1.5 20.0%, 2nd: 3.6 37.5%. Game: 15-50 30.0%, 4-13 30.8%, 8-27 29.6%.

Clemson - 53 • 1-0 table with columns: # Player, Total FG/FGA, 3-Ptr FG/FGA, FT-FTA, Rebounds, PF, TP, A, TO, Blk, Stl, Min. Includes player stats for Hunter Tyson, Aamir Simms, Clyde Trapp, etc.

Totals table for Clemson showing FG % 1st: 10.31 32.3%, 2nd: 9.23 39.1%, 3PT% 1st: 3.18 18.2%, 2nd: 2.7 28.6%.

Officials: Jeff Spedakos, Landon Brandes, Kenny Clark
Technical fouls: Mississippi St. - NONE Clemson - NONE
Attendance: 0

Score by periods table and In Off 2nd Fast table showing Points, Paint, T/O, Chance, Break, Bench for Mississippi St. and Clemson.

Last FG - MSU 2nd-0:55, CLEM 2nd-0:47.
Largest lead - MSU by 7 1st-17:59, CLEM by 16 2nd-8:13.
MSU led for 9:37, CLEM led for 28:30. Game was tied for 01:53.

Game 3 • Mississippi State 68, Texas State 51
11/30/2020 • Starkville, Mississippi • Humphrey Coliseum

Official Basketball Box Score - Final
Texas St. vs Mississippi St.
11/30/20 Humphrey Coliseum, Starkville, MS

Table with columns: # Player, Total FG/FGA, 3-Ptr FG/FGA, FT-FTA, Rebounds, PF, TP, A, TO, Blk, Stl, Min. Includes player stats for Isiah Small, Abdul Sule, Shelby Adams, etc.

Totals table showing FG % 1st: 11.32 34.4%, 2nd: 6.21 26.6%, 3PT% 1st: 1.7 14.3%, 2nd: 3.6 37.5%.

Mississippi St. - 68 • 1-2 table with columns: # Player, Total FG/FGA, 3-Ptr FG/FGA, FT-FTA, Rebounds, PF, TP, A, TO, Blk, Stl, Min. Includes player stats for Cameron Matthews, Abdul Ado, Tolu Smith, etc.

Totals table for Mississippi St. showing FG % 1st: 10.27 37.0%, 2nd: 6.14 42.0%, 3PT% 1st: 3.9 33.3%, 2nd: 6.14 42.0%.

Officials: Clandis Poole, Garry Pollard, Robert Felder
Technical fouls: Texas St. - NONE Mississippi St. - NONE
Attendance: 0

Score by periods table and In Off 2nd Fast table showing Points, Paint, T/O, Chance, Break, Bench for Texas St. and Mississippi St.

Last FG - TST 2nd-0:44, MSU 2nd-1:02.
Largest lead - TST by 5 1st-18:26, MSU by 23 2nd-3:46.
TST led for 5:17, MSU led for 30:20. Game was tied for 04:23.

Game 2 • Liberty 84, Mississippi State 73
11/26/2020 • Mebourne, Florida • Titan Field House

Official Basketball Box Score - End of 2nd Period
Liberty vs Mississippi St.
11/26/20 Titan Field House, Mebourne, FL

Table with columns: # Player, Total FG/FGA, 3-Ptr FG/FGA, FT-FTA, Rebounds, PF, TP, A, TO, Blk, Stl, Min. Includes player stats for Kyle Rode, Mcaiah Abii, Chris Parker, etc.

Totals table showing FG % 1st: 15.27 55.6%, 2nd: 13.26 50.0%, 3PT% 1st: 9.17 52.0%, 2nd: 10.22 45.5%.

Mississippi St. - 73 table with columns: # Player, Total FG/FGA, 3-Ptr FG/FGA, FT-FTA, Rebounds, PF, TP, A, TO, Blk, Stl, Min. Includes player stats for Cameron Matthews, Abdul Ado, Tolu Smith, etc.

Totals table for Mississippi St. showing FG % 1st: 15.26 57.7%, 2nd: 12.21 57.1%, 3PT% 1st: 0.3 0.0%, 2nd: 4.7 57.1%.

Officials: Bret Wegienke, Chet Walker, Landon Brandes
Technical fouls: Liberty - NONE Mississippi St. - NONE
Attendance: 0

Score by periods table and In Off 2nd Fast table showing Points, Paint, T/O, Chance, Break, Bench for Liberty and Mississippi St.

Last FG - LIB 2nd-0:44, MSU 2nd-0:54.
Largest lead - LIB by 15 2nd-2:03, MSU by 1 1st-3:15.
LIB led for 32:20, MSU led for 3:54. Game was tied for 03:46.

Game 4 • Mississippi State 69, North Texas 63
12/04/2020 • Starkville, Mississippi • Humphrey Coliseum

Official Basketball Box Score - Final
North Texas vs Mississippi St.
12/04/20 Humphrey Coliseum, Starkville, MS

Table with columns: # Player, Total FG/FGA, 3-Ptr FG/FGA, FT-FTA, Rebounds, PF, TP, A, TO, Blk, Stl, Min. Includes player stats for Thomas Bell, Zachary Simmons, James Reese, etc.

Totals table showing FG % 1st: 8.30 26.7%, 2nd: 12.26 46.2%, 3PT% 1st: 1.12 8.3%, 2nd: 6.11 54.3%.

Mississippi St. - 69 • 2-2 table with columns: # Player, Total FG/FGA, 3-Ptr FG/FGA, FT-FTA, Rebounds, PF, TP, A, TO, Blk, Stl, Min. Includes player stats for Cameron Matthews, Abdul Ado, Tolu Smith, etc.

Totals table for Mississippi St. showing FG % 1st: 9.25 36.0%, 2nd: 17.29 58.6%, 3PT% 1st: 1.5 20.0%, 2nd: 0.6 0.0%.

Officials: Joe Lindsay, Pat Adams, Rob Rourke
Technical fouls: North Texas - NONE Mississippi St. - NONE
Attendance: 1877

Score by periods table and In Off 2nd Fast table showing Points, Paint, T/O, Chance, Break, Bench for North Texas and Mississippi St.

Last FG - UNT 2nd-0:18, MSU 2nd-0:18.
Largest lead - UNT by 0 1st-20:00, MSU by 13 1st-5:12.
UNT led for 0:00, MSU led for 39:28. Game was tied for 00:32.

2020-21 BOX SCORES

Game 5 • Mississippi State 82, Jackson State 59
12/08/2020 • Starkville, Mississippi • Humphrey Coliseum

Official Basketball Box Score - Final
Jackson St. vs Mississippi St.
 12/08/2020 Humphrey Coliseum, Starkville, MS
 Game Time: 8:05 PM
 Game Duration: 2:11

Jackson St. - 59 • 0-1

##	Player	Total FG/FGA	3-Ptr FG/FGA	FT-FTA	Rebounds		PF	TP	A	TO	Blk	Stl	Min	
					Off	Def								
1	Darius Hicks	F 2-5	0-0	2-2	0	3	4	10	1	1	1	1	23:37	
15	Hezekiah Quinlan	C 2-5	2-4	1-2	0	2	2	5	7	0	0	0	24:29	
3	Jonas James	G 2-5	1-3	4-4	0	6	6	2	9	3	3	0	27:58	
4	Tristan Jarrett	G 6-15	3-6	2-2	0	2	2	17	3	3	0	0	32:30	
10	Cainan McClelland	G 0-4	0-3	0-0	1	0	1	2	0	1	3	0	20:46	
5	Calvin Temple	3-7	2-3	0-0	2	1	3	2	8	3	1	2	21:38	
12	Darrian Wilson	1-2	1-2	0-0	0	2	2	4	3	1	0	0	20:51	
14	Wesley Taylor	0-2	0-0	0-0	0	0	0	5	0	1	2	0	07:46	
2	Ken Evans	1-5	1-2	1-2	0	3	3	2	4	1	1	0	15:18	
0	Demarion Baruffe-Smith	0-0	0-0	1-2	0	0	0	0	1	0	0	0	02:49	
24	Jalani Bell	0-1	0-1	0-0	0	0	0	0	0	0	0	0	01:09	
25	Darryl Jordan	0-0	0-0	0-0	0	0	0	0	0	0	0	0	01:09	
Team		19-52	10-24	11-14	5	20	25	27	59	12	18	3	6	200:00

FG % 1st: 10.23 43.5% 2nd: 9.29 31.0% 3rd: 3.10 30.0% 4th: 10.24 41.7%
 3PT % 1st: 7.14 50.0% 2nd: 3.10 30.0% 3rd: 11.4 78.6%
 FT % 1st: 3.4 75.0% 2nd: 8.10 80.0% 3rd: 11.4 78.6%

Mississippi St. - 82 • 3-2

##	Player	Total FG/FGA	3-Ptr FG/FGA	FT-FTA	Rebounds		PF	TP	A	TO	Blk	Stl	Min	
					Off	Def								
4	Cameron Matthews	F 1-4	0-0	0-2	2	2	4	0	2	2	2	1	1	20:28
24	Abdul Ado	F 1-3	0-0	2-2	3	5	8	3	4	2	1	1	0	21:29
35	Tolu Smith	F 8-12	0-0	3-5	0	5	7	2	19	1	1	0	0	24:17
1	Iverson Molinar	G 8-12	5-7	0-0	0	5	5	2	21	4	2	0	1	29:22
3	D.J. Stewart Jr.	G 3-8	1-2	4-4	0	0	0	2	11	2	1	0	0	27:58
5	Deivon Smith	1-8	0-2	3-4	0	5	5	0	5	2	2	0	2	17:16
2	Javian Davis	1-2	1-2	8-14	4	1	5	4	11	1	2	0	1	18:26
0	Jalen Johnson	1-4	1-2	0-0	0	2	2	0	3	0	0	1	0	12:39
32	Quinten Post	0-3	0-1	0-0	2	0	1	0	0	0	0	0	0	10:10
11	Anderson Garcia	1-2	0-1	0-2	1	1	2	0	2	0	1	1	0	03:11
55	Keondre Montgomery	0-0	0-0	0-0	0	1	1	0	0	0	0	0	0	04:17
20	Derek Fountain	1-2	0-1	0-0	1	0	1	0	2	0	0	0	0	02:49
30	Andrew Junkin	1-1	0-0	0-0	0	0	0	1	2	0	1	0	0	02:49
33	Reggie Morris	0-0	0-0	0-0	0	0	0	0	0	0	1	0	0	02:49
Team		27-61	8-18	20-33	2	30	50	15	82	15	14	4	6	200:00

FG % 1st: 11.32 34.4% 2nd: 16.29 52.2% 3rd: 27.61 44.3% 4th: 8.18 44.4%
 3PT % 1st: 5.9 56.6% 2nd: 3.9 33.3% 3rd: 8.18 44.4% 4th: 13.19 68.4%
 FT % 1st: 7.14 50.0% 2nd: 13.19 68.4% 3rd: 20.33 60.6%

Officials: Chuck Jones, Owen Shortt, Todd Austin
 Technical fouls: Jackson St. -NONE Mississippi St. -NONE
 Attendance: 1889

Score by periods				1st	2nd	OT	Total
Jackson St.	30	29	0	59			
Mississippi St.	34	48	0	82			

Last FG - JSU 2nd-0:11, MSU 2nd-0:04
 Largest lead - JSU by 5 1st - 11:22, MSU by 30 2nd - 8:53
 JSU led for 9:46, MSU led for 26:56, Game was tied for 03:18

Score tied - 2 times.
 Lead changed - 8 times.

Game 7 • Mississippi State 81, Central Arkansas 65
12/16/2020 • Starkville, Mississippi • Humphrey Coliseum

Official Basketball Box Score - Final
Central Arkansas vs Mississippi State
 12/16/2020 Humphrey Coliseum, Starkville, MS
 Game Time: 8:01 PM
 Game Duration: 2:00

Central Arkansas - 65 • 0-6

##	Player	Total FG/FGA	3-Ptr FG/FGA	FT-FTA	Rebounds		PF	TP	A	TO	Blk	Stl	Min	
					Off	Def								
23	Samsun George	F 2-8	0-0	2-2	1	3	4	2	6	2	0	1	1	26:00
24	Jared Chatham	F 1-7	0-2	0-0	1	2	3	1	2	0	0	0	1	16:51
1	Ryan Bergersen	G 5-12	1-1	4-6	1	1	2	2	3	15	5	0	3	36:43
4	Khaleem Bennett	G 1-3	0-0	0-0	0	0	0	0	4	2	1	1	0	22:36
55	Deandre Jones	G 4-9	2-5	0-0	0	3	3	2	10	4	6	0	1	32:01
13	Eddy Kayoukoud	8-11	2-3	2-2	1	5	6	2	20	1	2	0	1	26:03
34	Jaxson Baker	1-4	1-4	0-0	0	1	1	0	3	0	0	0	0	13:58
0	SK Shittu	1-4	0-1	2-2	2	4	6	2	4	1	2	0	0	12:13
5	Masai Olowokere	1-3	1-2	0-0	2	0	2	0	3	0	1	0	0	09:15
32	Churchill Boudens	0-0	0-0	0-0	0	0	0	0	0	0	0	0	0	01:47
20	Brendan Simmons	0-0	0-0	0-0	0	0	0	0	0	0	0	0	0	01:24
21	Jonas Munson	0-0	0-0	0-0	0	0	0	0	0	0	0	0	0	01:09
Team		24-61	7-18	10-12	11	22	33	16	65	14	11	3	6	200:00

FG % 1st: 13.28 45.4% 2nd: 11.33 33.3% 3rd: 24.61 39.3% 4th: 10.21 47.6%
 3PT % 1st: 4.9 44.4% 2nd: 3.9 33.3% 3rd: 7.18 38.9% 4th: 10.12 83.3%
 FT % 1st: 5.5 100.0% 2nd: 5.7 71.4% 3rd: 10.12 83.3%

Mississippi State - 81 • 4-3

##	Player	Total FG/FGA	3-Ptr FG/FGA	FT-FTA	Rebounds		PF	TP	A	TO	Blk	Stl	Min	
					Off	Def								
24	Abdul Ado	F 3-5	0-0	0-1	2	3	5	2	6	0	2	2	1	23:31
35	Tolu Smith	F 4-7	0-0	2-4	4	6	10	3	10	0	1	1	0	28:07
0	Jalen Johnson	G 3-8	3-5	6-6	0	3	3	1	15	0	0	1	0	28:55
1	Iverson Molinar	G 5-13	2-4	2-4	1	2	3	3	14	1	3	0	2	25:38
3	D.J. Stewart Jr.	G 7-13	3-7	0-0	0	6	6	2	17	5	2	0	1	35:17
2	Javian Davis	3-6	0-0	3-4	3	5	8	1	9	0	0	0	0	21:34
5	Deivon Smith	0-3	0-2	0-0	0	1	1	0	0	2	2	0	0	14:58
4	Cameron Matthews	2-2	1-1	0-0	0	2	2	1	5	2	1	1	0	13:48
32	Quinten Post	1-2	0-0	0-0	1	0	1	0	2	0	0	0	0	04:24
11	Anderson Garcia	1-1	1-1	0-0	0	0	0	0	3	0	0	0	0	01:24
55	Keondre Montgomery	0-1	0-0	0-0	0	0	0	0	0	1	0	0	0	01:24
Team		29-61	10-21	13-19	13	28	41	13	81	11	11	5	4	200:00

FG % 1st: 15.33 45.5% 2nd: 14.28 50.0% 3rd: 29.61 47.5% 4th: 10.21 47.6%
 3PT % 1st: 4.9 44.4% 2nd: 6.12 50.0% 3rd: 10.21 47.6% 4th: 13.19 68.4%
 FT % 1st: 5.6 83.3% 2nd: 8.13 61.5% 3rd: 13.19 68.4%

Officials: Todd Austin, Patrick Evans, Hunter Allen
 Technical fouls: Central Arkansas -NONE Mississippi State -NONE
 Attendance: 1000

Score by periods				1st	2nd	Total
Central Arkansas	35	30	0	65		
Mississippi State	39	42	0	81		

Last FG - UCA 2nd-0:41, MSU 2nd-0:27
 Largest lead - UCA by 0 1st - 20:00, MSU by 19 2nd - 2:15
 UCA led for 0:00, MSU led for 35:56, Game was tied for 03:02

Score tied - 4 times.
 Lead changed - 0 times.

Game 6 • Dayton 85, Mississippi State 82 • 20T
12/12/2020 • Atlanta, Georgia • State Farm Arena

Official Basketball Box Score - Final
Mississippi St. vs Dayton
 12/12/2020 State Farm Arena, Atlanta
 Game Time: 2:00 PM
 Game Duration: 2:46

Mississippi St. - 82 • 3-3

##	Player	Total FG/FGA	3-Ptr FG/FGA	FT-FTA	Rebounds		PF	TP	A	TO	Blk	Stl	Min	
					Off	Def								
4	Cameron Matthews	F 2-5	0-0	1-4	2	0	2	5	1	0	1	2	35:55	
24	Abdul Ado	F 1-3	0-0	0-0	2	5	7	5	2	0	1	0	1	30:59
35	Tolu Smith	F 5-10	0-0	3-7	4	3	7	5	13	0	3	0	0	31:29
1	Iverson Molinar	G 10-23	0-5	0-0	1	2	3	3	20	7	2	1	2	43:12
3	D.J. Stewart Jr.	G 13-22	3-5	3-5	0	2	2	0	32	2	3	0	0	46:45
2	Javian Davis	1-7	0-2	0-4	4	3	7	1	2	0	2	1	0	26:14
0	Jalen Johnson	0-0	0-0	0-0	0	0	0	0	0	0	0	0	0	05:33
5	Deivon Smith	0-0	0-0	2-2	0	1	1	1	2	3	3	0	1	18:52
32	Quinten Post	2-5	2-4	0-0	1	0	1	1	6	0	0	0	1	11:01
Team		34-75	5-17	9-22	16	17	33	21	82	13	14	2	8	250:00

FG % 1st: 13.30 43.3% 2nd: 13.29 44.8% 3rd: 18.16 50.0% 4th: 34.75 45.3%
 3PT % 1st: 2.7 28.6% 2nd: 2.6 33.3% 3rd: 1.4 25.0% 4th: 5.17 29.4%
 FT % 1st: 5.11 45.5% 2nd: 3.7 42.9% 3rd: 1.4 25.0% 4th: 9.22 40.9%

Dayton - 85 • 3-1

##	Player	Total FG/FGA	3-Ptr FG/FGA	FT-FTA	Rebounds		PF	TP	A	TO	Blk	Stl	Min	
					Off	Def								
40	Chase Johnson	F 6-8	1-1	2-2	1	6	7	1	15	3	2	0	0	47:55
32	Jordy Tshimanga	C 2-3	0-1	2-5	1	5	6	3	6	0	1			

2020-21 BOX SCORES

Game 9 • Mississippi State 83, Georgia 72
12/30/2020 • Athens, Georgia • Stegeman Coliseum

Official Basketball Box Score - Final
Mississippi St. vs Georgia
12/30/20 Stegeman Coliseum, Athens

Game Time: 6:01 PM
Game Duration: 1:55

Mississippi St. - 83 • 6-3 (1-0)

#	Player	F	Total FG/FGA	3-Ptr FG/FGA	FT-FTA	Rebounds			PF	TP	A	TO	Blk	Stl	Min
						Off	Def	Tot							
0	Jalen Johnson	F	3-11	3-9	3-4	1	4	5	1	12	0	0	0	0	31:25
24	Abdul Ado	F	1-3	0-0	3-5	4	4	8	4	5	2	2	3	2	32:05
35	Tolu Smith	F	3-7	0-0	1-1	1	5	6	3	7	3	3	1	2	36:06
1	Iverson Molinar	G	8-14	4-6	4-4	0	3	3	3	24	3	3	0	0	26:23
3	D.J. Stewart Jr.	G	8-20	2-7	0-1	2	5	7	1	18	2	1	0	0	34:30
5	Deivon Smith	G	4-8	3-4	2-3	0	3	3	1	13	3	2	1	2	20:12
2	Javian Davis	G	1-1	0-0	0-0	2	2	4	3	2	1	1	0	0	09:03
4	Cameron Matthews	G	1-2	0-1	0-0	1	1	2	1	2	1	0	0	2	07:32
32	Quinten Post	G	0-0	0-0	0-0	0	0	0	0	0	0	0	0	0	02:44
Team						2	2	4							
Totals			29-66	12-27	13-18	13	29	42	17	83	15	12	7	8	200:00
FG % 1st:			14-38	36.8%	2nd:	15-28	53.6%	Game:	29-66	43.9%					DeadBall Rebounds 1.0
3PT % 1st:			8-17	47.1%	2nd:	4-10	40.0%	Game:	12-27	44.4%					
FT % 1st:			5-8	62.5%	2nd:	8-10	80.0%	Game:	13-18	72.2%					

Georgia - 73 • 7-1 (0-1)

#	Player	F	Total FG/FGA	3-Ptr FG/FGA	FT-FTA	Rebounds			PF	TP	A	TO	Blk	Stl	Min
						Off	Def	Tot							
24	P.J. Horne	F	7-13	5-10	2-2	1	0	1	3	21	0	1	0	0	28:27
5	Justin Kier	G	2-8	0-2	0-0	1	2	3	1	4	5	3	0	1	26:37
14	Tye Fagan	G	4-6	2-3	0-2	0	4	4	0	10	1	0	0	0	22:59
2	Sahvir Wheeler	G	2-10	0-3	2-2	1	3	4	3	6	8	5	0	0	39:05
10	Toumani Camara	G	4-13	1-4	2-4	4	7	11	4	11	0	2	1	2	29:29
4	Andrew Garcia	G	3-7	0-1	2-2	4	5	9	2	8	2	4	0	1	22:33
3	Christian Brown	G	3-5	1-2	3-4	0	3	3	0	10	0	0	0	0	15:01
25	Tyron McMillan	G	1-3	0-0	1-2	0	2	2	2	3	0	0	0	0	07:43
13	Jonathan Ned	G	0-0	0-0	0-0	0	1	1	1	0	0	0	0	0	04:19
11	Jaxon Etter	G	0-0	0-0	0-0	0	0	0	1	0	0	0	0	0	03:47
Team						2	1	3							
Totals			26-65	9-25	12-18	13	28	41	17	73	16	15	2	4	200:00
FG % 1st:			9-38	23.7%	2nd:	17-27	63.0%	Game:	26-65	40.0%					DeadBall Rebounds 3.0
3PT % 1st:			3-15	20.0%	2nd:	6-10	60.0%	Game:	9-25	36.0%					
FT % 1st:			6-11	54.5%	2nd:	6-7	85.7%	Game:	12-18	66.7%					

Officials: Mike Nance, Steven Anderson, Jason Baker
Technical fouls: Mississippi St. - NONE Georgia - NONE
Attendance: 1638

Score by periods	1st	2nd	Total
Mississippi St.	41	42	83
Georgia	27	46	73

	In	Off	2nd	Fast	
Points	Paint	T/O	Chance	Break	Bench
MSU	26	22	13	13	17
UGA	30	9	5	9	21

Last FG - MSU 2nd-1:03, UGA 2nd - 1:08
Largest lead - MSU by 20 1st - 3:10, UGA by 0 1st - 20:00
MSU led for 38:55, UGA led for 0:00. Game was tied for 01:05

Game 11 • Mississippi State 78, No. 13 Missouri 63
01/05/2021 • Starkville, Mississippi • Humphrey Coliseum

Official Basketball Box Score - Final
Missouri vs Mississippi State
01/05/21 Humphrey Coliseum, Starkville, MS

Game Time: 8:05 PM
Game Duration: 1:57

Missouri - 63 • 7-2 (1-2)

#	Player	F	Total FG/FGA	3-Ptr FG/FGA	FT-FTA	Rebounds			PF	TP	A	TO	Blk	Stl	Min
						Off	Def	Tot							
23	Jeremiah Tilmon	F	8-10	0-0	0-0	3	3	6	4	16	0	1	0	1	28:31
24	Kobe Brown	F	2-6	1-3	0-0	1	1	2	2	5	0	0	0	0	16:47
1	Xavier Pinson	G	4-13	1-3	4-4	0	3	3	3	13	8	2	0	0	28:28
12	Dru Smith	G	5-9	1-2	0-0	0	2	2	3	11	3	2	0	1	37:13
13	Mark Smith	G	2-7	1-5	2-2	0	0	0	2	7	2	0	0	1	32:09
5	Mitchell Smith	G	2-7	0-4	0-0	0	3	3	2	4	0	1	2	21:33	
2	Drew Buggs	G	0-1	0-0	0-0	0	0	0	0	0	2	0	0	1	10:11
4	Javon Pickett	G	3-5	1-1	0-0	0	1	1	2	7	0	1	1	0	15:33
42	Parker Braun	G	0-0	0-0	0-0	0	0	0	0	0	0	0	1	0	09:35
Team						1	3	4							
Totals			26-58	5-18	6-6	5	17	22	19	63	15	8	3	6	200:00
FG % 1st:			15-30	50.0%	2nd:	11-28	39.3%	Game:	26-58	44.8%					DeadBall Rebounds 0.0
3PT % 1st:			3-9	33.3%	2nd:	2-8	22.2%	Game:	5-18	27.8%					
FT % 1st:			6-6	100.0%	2nd:	0-0	0.0%	Game:	6-6	100.0%					

Mississippi State - 78 • 7-4 (2-1)

#	Player	F	Total FG/FGA	3-Ptr FG/FGA	FT-FTA	Rebounds			PF	TP	A	TO	Blk	Stl	Min
						Off	Def	Tot							
24	Abdul Ado	F	1-4	0-0	4-4	2	5	7	1	6	1	0	3	0	33:09
35	Tolu Smith	F	5-7	0-0	5-6	4	5	9	2	15	1	1	1	1	32:22
0	Jalen Johnson	G	1-2	1-2	0-0	1	1	2	0	3	0	0	0	0	21:54
1	Iverson Molinar	G	7-16	1-1	5-5	0	3	3	1	20	2	2	0	0	33:43
3	D.J. Stewart Jr.	G	10-14	0-1	4-4	0	3	3	0	24	4	4	0	3	36:55
5	Deivon Smith	G	2-7	1-1	1-2	0	4	4	2	6	3	0	0	2	24:07
32	Quinten Post	G	0-2	0-1	0-0	0	1	1	0	3	0	2	0	0	05:43
4	Cameron Matthews	G	2-2	0-0	0-0	1	2	3	1	4	0	0	1	0	12:07
Team						2	3	5							
Totals			28-54	3-6	19-21	10	27	37	10	78	11	11	5	6	200:00
FG % 1st:			9-26	34.6%	2nd:	19-28	67.9%	Game:	28-54	51.9%					DeadBall Rebounds 0.0
3PT % 1st:			2-4	50.0%	2nd:	1-2	50.0%	Game:	3-6	50.0%					
FT % 1st:			7-8	87.5%	2nd:	12-13	92.3%	Game:	19-21	90.5%					

Officials: Joe Lindsay, Chuck Jones, Lee Cassell
Technical fouls: Missouri - NONE Mississippi State - NONE
Attendance: 1000

Score by periods	1st	2nd	Total
Missouri	39	24	63
Mississippi State	27	51	78

	In	Off	2nd	Fast	
Points	Paint	T/O	Chance	Break	Bench
MSU	38	15	4	14	11
MZ	36	19	17	9	10

Last FG - MZ 2nd-1:11, MSU 2nd - 0:47
Largest lead - MZ by 14 1st - 5:49, MSU by 15 2nd - 3:14
MZ led for 22:20, MSU led for 5:42. Game was tied for 01:58

Game 10 • Kentucky 78, Mississippi State 73 • 20T
01/02/2021 • Starkville, Mississippi • Humphrey Coliseum

Official Basketball Box Score - Final
Kentucky vs Mississippi State
01/02/21 Humphrey Coliseum, Starkville, MS

Game Time: 5:05 PM
Game Duration: 2:19

Kentucky - 78 • 2-6 (1-0)

#	Player	F	Total FG/FGA	3-Ptr FG/FGA	FT-FTA	Rebounds			PF	TP	A	TO	Blk	Stl	Min	
						Off	Def	Tot								
23	Isaiah Jackson	F	1-4	0-0	0-1	1	1	2	2	2	1	1	4	3	19:14	
30	Oliverarr	F	6-16	2-2	0-0	6	6	12	2	14	1	3	2	1	37:03	
2	Devin Askew	G	5-10	1-3	0-0	2	2	4	2	11	7	3	0	2	43:06	
3	Brandon Boston Jr.	G	4-13	0-1	3-5	0	2	2	11	1	1	1	2	30:12		
10	Davion Mintz	G	3-10	1-4	0-2	0	4	4	1	7	4	5	1	1	41:46	
55	Lance Ware	G	2-4	0-0	0-0	5	8	13	2	4	4	3	1	1	35:16	
0	Jacob Toppin	G	3-7	0-0	0-0	2	2	4	1	6	0	0	0	0	11:05	
11	Dontaie Allen	G	8-13	7-11	0-0	0	4	4	3	23	0	0	1	0	32:18	
Team						3	0	3								
Totals			32-77	11-21	3-8	19	29	48	17	78	18	18	10	10	250:00	
FG % 1st:			12-30	40.0%	2nd:	13-36	36.1%	OT:	7-11	63.6%	Game:	32-77	41.6%			DeadBall Rebounds 1.0
3PT % 1st:			4-8	50.0%	2nd:	4-10	40.0%	OT:	3-3	100.0%	Game:	11-21	52.4%			
FT % 1st:			2-6	33.3%	2nd:	1-2	50.0%	OT:	0-0	0.0%	Game:	3-8	37.5%			

Mississippi State - 73 • 6-4 (1-1)

#	Player	F	Total FG/FGA	3-Ptr FG/FGA	FT-FTA	Rebounds			PF	TP	A	TO	Blk	Stl	Min
						Off	Def	Tot							
24	Abdul Ado	F	2-3	0-0	1-										

2020-21 BOX SCORES

Game 13 - Texas A&M 56, Mississippi State 55 01/13/2021 - Starkville, Mississippi - Humphrey Coliseum

Official Basketball Box Score - Final
Texas A&M vs Mississippi State
01/13/21 Humphrey Coliseum Starkville, MS

Game Time: 8:05 PM
Game Duration: 1:54

Texas A&M - 56 • 74 (2-3)

##	Player	Total FGS/FGA	3-Ptr FGS/FGA	FT-FTA	Rebounds Off Def Tot	PF	TP	A	TO	Blk	Stl	Min	
5	Emanuel Miller	F 3-8	0-0	4-5	4	4	8	2	10	0	5	0	30:20
15	Jonathan Aku	F 2-5	0-0	1-2	0	4	4	3	5	0	2	0	26:27
2	Hayden Heffner	G 0-1	0-0	0-0	0	0	0	0	0	0	0	10:02	
11	Hassan Diarra	G 3-7	0-2	0-0	2	1	3	3	6	5	0	1	23:41
20	Andre Gordon	G 5-8	1-2	0-0	0	2	2	1	11	0	1	2	27:02
0	Jay Jay Chandler	5-13	2-4	0-0	0	3	3	1	12	0	1	0	24:17
21	Zach Walker	0-0	0-0	0-0	0	0	0	0	0	0	0	0	00:48
1	Savion Flag	1-6	0-1	0-0	2	1	3	1	2	3	1	0	26:05
31	Luke McShee	1-1	0-0	0-0	1	1	2	0	2	0	0	1	06:46
4	Jaxson Robinson	0-0	0-0	0-0	0	0	0	0	0	0	0	0	03:29
45	Kevin Marfo	1-2	0-0	0-0	0	0	0	0	2	0	0	0	08:39
3	Quenton Jackson	2-2	0-0	2-2	0	0	0	0	6	0	2	0	11:55
24	LaDamien Bradford	0-0	0-0	0-0	1	0	1	0	0	0	0	0	02:29
Totals		23-53	3-10	7-9	10	17	27	11	56	8	11	3	200:00
FG %		1st: 9.2%	37.5%	2nd: 14.29%	48.3%	Game: 23-53	43.4%					DeadBall	
3PT %		1st: 0%	0%	2nd: 0%	0%	Game: 3-10	30.0%					Rebounds	1.0
FT %		1st: 4.6%	66.7%	2nd: 3.3%	100.0%	Game: 7-9	77.8%						

Mississippi State - 55 • 8-5 (3-2)

##	Player	Total FGS/FGA	3-Ptr FGS/FGA	FT-FTA	Rebounds Off Def Tot	PF	TP	A	TO	Blk	Stl	Min	
24	Abdul Ado	F 2-3	0-0	0-0	1	4	5	2	4	0	2	1	30:28
35	Tolu Smith	F 4-7	0-0	0-0	3	3	6	1	8	1	1	1	37:35
0	Jalen Johnson	G 2-6	1-3	1-2	1	1	2	2	6	1	1	0	19:30
1	Iverson Molinar	G 6-11	1-1	3-4	0	2	2	2	16	4	3	0	37:35
3	D.J. Stewart Jr.	G 3-14	1-6	2-2	2	2	4	3	9	4	5	2	36:30
4	Cameron Matthews	2-5	1-2	0-2	2	1	3	1	5	1	0	1	13:49
5	Deivon Smith	1-2	0-0	0-0	0	2	2	1	2	0	1	0	15:01
32	Quinten Post	2-3	1-2	0-0	1	2	3	1	5	0	0	1	09:32
Totals		22-51	5-14	6-10	13	19	32	13	55	11	5	6	200:00
FG %		1st: 14.28%	50.0%	2nd: 8.23%	34.8%	Game: 22-51	43.1%					DeadBall	
3PT %		1st: 4.9%	44.4%	2nd: 1.5%	20.0%	Game: 5-14	35.7%					Rebounds	3.2
FT %		1st: 1.4%	25.0%	2nd: 5.6%	63.3%	Game: 6-10	60.0%						

Officials: Pat Adams, Owen Shortt, Byron Jarrett
Technical fouls: Texas A&M - NONE Mississippi State - NONE
Attendance: 1000

Score by periods	1st	2nd	Total
Texas A&M	29	33	56
Mississippi State	33	22	55

Last FG - TAM 2nd-1:52, MSU 2nd-0:57.
Largest lead - TAM by 4 1st-16:23, MSU by 13 2nd-19:42
TAM led for 5:51, MSU led for 29:20. Game was tied for 04:49

	In	Off	2nd	Fast	
Points	Paint	T/O	Chance	Break	Bench
TAM	36	19	9	8	24
MSU	26	12	16	7	12

Score tied - 6 times.
Lead changed - 4 times.

Game 15 - Ole Miss 64, Mississippi State 46 01/19/2021 - Starkville, Mississippi - Humphrey Coliseum

Official Basketball Box Score - Final
Ole Miss vs Mississippi State
01/19/21 Humphrey Coliseum Starkville, MS

Game Time: 8:05 PM
Game Duration: 1:47

Ole Miss - 64 • 7-6 (2-4)

##	Player	Total FGS/FGA	3-Ptr FGS/FGA	FT-FTA	Rebounds Off Def Tot	PF	TP	A	TO	Blk	Stl	Min	
0	Romello White	F 1-1	0-0	0-0	0	3	3	4	2	0	1	1	0
5	KJ Buffen	F 4-10	1-2	0-0	1	4	5	2	9	5	1	1	2
2	Devontae Shuler	G 8-13	3-5	3-4	0	3	3	0	22	1	4	0	3
15	Luis Rodriguez	G 3-6	0-2	0-0	2	6	8	2	6	1	0	1	2
24	Jarke Joiner	G 4-12	0-3	4-4	0	5	5	0	12	2	0	2	2
3	Khadim Joy	1-6	0-2	0-0	3	2	5	3	2	1	0	0	16:19
11	Matthew Murrell	1-2	0-1	0-0	0	0	0	0	2	0	0	0	10:41
14	Dimencio Vaughn	3-4	1-2	0-0	1	2	3	0	7	0	3	0	1
21	Robert Allen	1-2	0-0	0-0	1	0	1	1	2	0	0	0	0
23	Sammy Hunter	0-1	0-1	0-0	1	0	1	0	0	0	0	0	0
Totals		26-57	5-18	7-8	9	28	37	12	64	10	10	5	200:00
FG %		1st: 13.3%	40.0%	2nd: 13.25%	52.0%	Game: 26-57	45.8%					DeadBall	
3PT %		1st: 3.1%	22.3%	2nd: 2.7%	28.6%	Game: 5-18	27.8%					Rebounds	0.0
FT %		1st: 0.0%	0.0%	2nd: 7.8%	87.5%	Game: 7-8	87.5%						

Mississippi State - 46 • 9-6 (4-3)

##	Player	Total FGS/FGA	3-Ptr FGS/FGA	FT-FTA	Rebounds Off Def Tot	PF	TP	A	TO	Blk	Stl	Min	
24	Abdul Ado	F 1-5	0-0	2-2	4	5	9	0	4	1	1	3	1
35	Tolu Smith	F 4-10	0-0	2-2	1	5	6	4	10	2	2	0	0
0	Jalen Johnson	G 1-5	1-3	0-0	0	3	3	0	3	0	1	1	1
1	Iverson Molinar	G 3-10	0-2	1-2	0	2	2	1	7	3	2	0	1
3	D.J. Stewart Jr.	G 7-16	3-5	1-2	1	2	3	0	18	0	3	0	0
2	Javian Davis	1-1	0-0	0-2	1	1	2	0	2	1	0	1	2
4	Cameron Matthews	0-0	0-0	0-0	0	0	0	0	2	2	2	0	1
5	Deivon Smith	1-5	0-1	0-0	0	1	1	2	3	1	0	0	0
Totals		18-52	4-14	6-10	8	23	31	9	46	12	12	5	200:00
FG %		1st: 9.2%	36.0%	2nd: 9.27%	33.3%	Game: 18-52	34.6%					DeadBall	
3PT %		1st: 1.7%	14.3%	2nd: 3.7%	42.9%	Game: 4-14	28.6%					Rebounds	2.0
FT %		1st: 2.4%	50.0%	2nd: 4.6%	66.7%	Game: 6-10	60.0%						

Officials: Byron Jarrett, Vladimir Vovrad-Tadai, Doug Simmons
Technical fouls: Ole Miss - NONE Mississippi State - NONE
Attendance: 1000

Score by periods	1st	2nd	Total
Ole Miss	29	35	64
Mississippi State	21	25	46

Last FG - UM 2nd-0:49, MSU 2nd-0:39.
Largest lead - UM by 20 2nd-0:49, MSU by 4 1st-15:48
UM led for 30:25, MSU led for 9:05. Game was tied for 00:30

	In	Off	2nd	Fast	
Points	Paint	T/O	Chance	Break	Bench
UM	30	11	13	9	13
MSU	22	4	4	3	4

Score tied - 0 times.
Lead changed - 3 times.

Game 14 - Mississippi State 72, Florida 69 01/16/2021 - Starkville, Mississippi - Humphrey Coliseum

Official Basketball Box Score - Final
Florida vs Mississippi State
01/16/21 Humphrey Coliseum Starkville, MS

Game Time: 3:05 PM
Game Duration: 2:08

Florida - 69 • 6-4 (3-3)

##	Player	Total FGS/FGA	3-Ptr FGS/FGA	FT-FTA	Rebounds Off Def Tot	PF	TP	A	TO	Blk	Stl	Min	
4	Anthony Duruji	F 2-4	0-2	0-0	0	3	3	4	4	0	1	0	16:52
12	Colin Castleton	F 7-13	0-0	2-3	2	5	7	3	16	2	3	6	0
1	Tre Mann	G 6-17	1-5	1-2	0	2	2	4	14	6	4	0	3
10	Noah Locke	G 3-10	2-6	0-0	1	1	2	1	8	1	0	2	38:49
22	Tyree Appleby	G 4-7	1-3	11-11	0	2	2	2	20	2	2	0	36:38
15	Osayo Osifo	0-2	0-0	0-0	0	1	1	0	0	0	0	0	03:53
5	Omar Payne	2-3	0-0	0-0	2	1	3	3	4	0	1	1	0
0	Ques Glover	0-1	0-0	0-0	0	0	0	0	0	0	0	0	07:59
2	Samson Ruzhentsev	1-4	1-3	0-0	1	1	2	0	3	0	0	0	16:12
33	Jason Jiloboh	0-0	0-0	0-0	0	0	0	0	0	0	0	0	01:40
Totals		25-61	5-19	14-16	6	20	26	17	69	11	11	7	200:00
FG %		1st: 11.29%	37.9%	2nd: 14.32%	43.8%	Game: 25-61	41.0%					DeadBall	
3PT %		1st: 3-10	30.0%	2nd: 2-9	22.2%	Game: 5-19	26.3%					Rebounds	0.2
FT %		1st: 4.5	80.0%	2nd: 10-11	90.9%	Game: 14-16	87.5%						

Mississippi State - 72 • 9-5 (4-2)

##	Player	Total FGS/FGA	3-Ptr FGS/FGA	FT-FTA	Rebounds Off Def Tot	PF	TP	A	TO	Blk	Stl	Min	
24	Abdul Ado	F 5-5	0-0	1-2	3	6	9	3	11	1	0	3	1
35	Tolu Smith	F 11-13	0-0	5-10	7	7	14	1	27	0	1	3	0
0	Jalen Johnson	G 1-4	0-2	1-2	0	0	0	3	2	1	1	2	19:19
1	Iverson Molinar	G 5-13	1-1	2-2	0	6	6	2	13	3	5	0	0
3	D.J. Stewart Jr.	G 4-15	0-3	3-4	0	4	4	2	11	3	4	0	2
5	Deivon Smith	2-6	0-1	1-2	1	5	6	4	5	4			

2020-21 BOX SCORES

**Game 17 - No. 18 Tennessee 56, Mississippi State 53
01/26/2021 - Knoxville, Tennessee - Thompson-Boling Arena**

Official Basketball Box Score - Final
Mississippi State vs Tennessee
01/26/21 Thompson-Boling Arena, Knoxville, Tenn.

Game Time: 7:01 PM
Game Duration: 2:10

Mississippi State - 53 • 9-8 (4-5)

##	Player	Total FGS/FGA	3-Ptr FGS/FGA	FT-FTA	Rebounds Off Def Tot	PF	TP	A	TO	Blk	Stl	Min
4	Cameron Matthews	F 1-3	0-1	2-5	0 2 2	2	4	0	2	1	1	31:02
24	Abdul Ado	F 2-5	0-0	2-5	7 5 12	1	6	0	4	1	1	32:17
35	Tolu Smith	F 0-3	0-0	5-6	2 4 6	5	5	0	5	0	1	23:54
1	Iverson Molinar	G 6-12	2-3	2-2	0 3 3	3	16	1	2	0	1	24:18
3	D.J. Stewart Jr.	G 4-13	2-3	3-3	0 0 0	3	11	1	1	1	0	36:06
5	Deivon Smith	G 2-9	0-3	2-2	1 3 4	3	6	5	2	0	1	22:46
2	Javian Davis	G 0-1	0-0	0-0	0 1 1	2	0	0	1	0	0	04:50
0	Jalen Johnson	G 0-2	0-0	0-0	0 1 1	0	0	0	0	0	1	08:23
32	Quinten Post	G 2-4	1-2	0-0	3 7 10	1	5	0	1	2	2	16:24
Team					2 1 3							
Totals		17-52	3-13	16-23	15 27 42	20	53	7	18	4	9	200:00

FG % 1st: 9-27 33.3% 2nd: 8-25 32.0% Game: 17-52 32.7%
3PT % 1st: 1-8 12.5% 2nd: 2-6 40.0% Game: 3-13 23.1%
FT % 1st: 4-6 66.7% 2nd: 12-17 70.6% Game: 16-23 69.6%

DeadBall Rebounds 5, 1

Tennessee - 56 • 11-3 (5-3)

##	Player	Total FGS/FGA	3-Ptr FGS/FGA	FT-FTA	Rebounds Off Def Tot	PF	TP	A	TO	Blk	Stl	Min
10	John Fulkerson	F 1-3	0-1	2-3	2 2 4	2	4	2	1	1	0	29:09
35	Ves Pons	F 6-9	0-2	1-1	1 1 2	5	13	0	0	1	0	21:39
5	Josiah-Jordan James	G 2-7	1-6	0-0	1 2 3	2	5	1	0	0	1	27:59
25	Santiago Vescovi	G 2-8	2-7	2-2	1 6 7	2	8	2	3	0	4	31:35
45	Keon Johnson	G 3-6	0-0	2-4	0 1 1	0	8	2	2	2	3	24:29
13	Oliver Nkamhoua	G 2-4	0-0	1-2	3 1 4	2	5	1	0	0	0	12:19
11	Jaden Springer	G 3-7	0-0	3-4	2 2 4	3	9	5	4	1	0	25:10
12	Victor Bailey Jr.	G 0-5	0-3	2-2	0 0 0	0	2	2	1	0	0	14:57
55	E.J. Anosike	G 1-5	0-0	0-0	0 3 3	2	2	0	0	0	0	12:43
Team					0 2 2							
Totals		20-54	3-19	13-18	10 20 30	18	56	15	11	6	8	200:00

FG % 1st: 8-26 30.8% 2nd: 12-28 42.9% Game: 20-54 37.0%
3PT % 1st: 1-11 9.1% 2nd: 2-8 25.0% Game: 3-19 15.8%
FT % 1st: 9-12 75.0% 2nd: 4-6 66.7% Game: 13-18 72.2%

DeadBall Rebounds 1, 2

Officials: Chuck Jones, Michael Stephens, Bart Lemox
Technical fouls: Mississippi State - NONE Tennessee - NONE
Attendance: 4191

Score by periods	1st	2nd	Total
Mississippi State	23	30	53
Tennessee	26	30	56

Points	In	Off	2nd	Fast	Bench
Paint	T/O	Chance	Break	Bench	
MSU	18	15	10	5	11
TENN	32	23	9	4	18

Last FG - MSU 2nd-0:02, TENN 2nd-0:12
Largest lead - MSU by 5 2nd-13:31, TENN by 11 1st-13:04
MSU led for 10:06, TENN led for 23:55, Game was tied for 05:59

Score tied - 6 times, Last changed - 2 times.

**Game 19 - Arkansas 61, Mississippi State 45
02/02/2021 - Fayetteville, Arkansas - Bud Walton Arena**

Official Basketball Box Score - Final
Mississippi State vs Arkansas
02/02/21 Bud Walton Arena, Fayetteville, Ark.

Game Time: 8:00 PM
Game Duration: 1:57

Mississippi State - 45 • 10-9 (4-6)

##	Player	Total FGS/FGA	3-Ptr FGS/FGA	FT-FTA	Rebounds Off Def Tot	PF	TP	A	TO	Blk	Stl	Min
24	Abdul Ado	F 1-4	0-0	0-0	0 1 1	0	2	0	0	2	0	22:53
35	Tolu Smith	F 3-8	0-0	4-8	2 3 5	1	10	1	5	0	1	34:17
1	Iverson Molinar	G 1-4	0-1	4-4	0 3 3	3	6	3	4	0	0	31:41
3	D.J. Stewart Jr.	G 4-10	0-2	0-0	0 3 3	3	8	3	8	4	0	36:30
5	Deivon Smith	G 0-3	0-1	0-1	0 4 4	5	0	1	3	1	1	17:35
4	Cameron Matthews	G 0-2	0-1	0-0	1 1 2	0	2	0	0	2	0	13:30
32	Quinten Post	G 2-6	2-6	0-0	1 1 2	0	6	1	2	0	2	14:52
0	Jalen Johnson	G 2-5	1-3	1-2	0 1 1	1	2	0	6	1	0	14:14
2	Javian Davis	G 0-0	0-0	0-0	1 2 3	1	0	1	2	0	0	04:51
20	Derek Fountain	G 2-7	2-5	1-3	1 3 4	1	7	0	2	1	0	09:37
Team					2 4 6							
Totals		15-49	5-19	10-18	8 26 34	18	45	10	26	4	9	200:00

FG % 1st: 6-22 27.3% 2nd: 9-27 33.3% Game: 15-49 30.6%
3PT % 1st: 2-7 28.6% 2nd: 3-12 25.0% Game: 5-19 26.3%
FT % 1st: 8-12 66.7% 2nd: 2-6 33.3% Game: 10-18 55.6%

DeadBall Rebounds 4, 1

Arkansas - 61 • 14-5 (6-4)

##	Player	Total FGS/FGA	3-Ptr FGS/FGA	FT-FTA	Rebounds Off Def Tot	PF	TP	A	TO	Blk	Stl	Min
0	Justin Smith	F 5-8	0-1	0-0	3 7 10	1	10	1	1	0	0	36:22
23	Connor Vanover	F 6-11	1-4	0-0	3 5 8	4	13	2	3	3	2	28:49
4	Davonte Davis	G 4-12	0-0	2-2	2 6 8	2	10	2	3	0	0	35:46
5	Moses Moody	G 4-12	1-4	4-4	3 4 7	4	13	1	3	0	2	37:35
11	Jalen Tate	G 2-9	0-2	2-2	1 2 3	2	6	5	2	1	3	28:08
3	Desi Sills	G 0-3	0-1	0-0	0 1 1	0	0	0	0	2	0	04:06
1	JD Notae	G 2-6	0-2	5-6	0 3 3	0	9	2	3	0	1	17:29
2	Vance Jackson	G 0-1	0-1	0-0	0 0 0	0	0	0	0	1	0	01:57
10	Jaylin Williams	G 0-2	0-0	0-0	0 0 0	0	2	0	0	0	2	09:21
24	Ethan Henderson	G 0-0	0-0	0-0	0 0 0	0	0	0	0	0	0	00:27
Team					3 2 5							
Totals		23-64	2-17	13-14	15 30 45	16	61	13	17	6	10	200:00

FG % 1st: 10-31 32.3% 2nd: 13-33 39.4% Game: 23-64 35.9%
3PT % 1st: 1-10 10.0% 2nd: 1-7 14.3% Game: 2-17 11.8%
FT % 1st: 7-8 87.5% 2nd: 6-6 100.0% Game: 13-14 92.9%

DeadBall Rebounds 0, 0

Officials: Pat Adams, Todd Austin, Doug Simons
Technical fouls: Mississippi State - NONE Arkansas - Coach
Attendance: 4400

Score by periods	1st	2nd	Total
Mississippi State	22	23	45
Arkansas	28	33	61

Points	In	Off	2nd	Fast	Bench
Paint	T/O	Chance	Break	Bench	
MSU	12	4	8	4	19
ARK	34	25	14	16	9

Last FG - MSU 2nd-0:48, ARK 2nd-1:06
Largest lead - MSU by 13 1st-9:09, ARK by 19 2nd-1:06
MSU led for 12:46, ARK led for 22:30, Game was tied for 04:44

Score tied - 2 times, Last changed - 2 times.

**Game 18 - Mississippi State 95, Iowa State 56
01/30/2021 - Starkville, Mississippi - Humphrey Coliseum**

Official Basketball Box Score - Final
Iowa State vs Mississippi State
01/30/21 Humphrey Coliseum, Starkville, MS

Game Time: 5:05 PM
Game Duration: 1:57

Iowa State - 56 • 2-9

##	Player	Total FGS/FGA	3-Ptr FGS/FGA	FT-FTA	Rebounds Off Def Tot	PF	TP	A	TO	Blk	Stl	Min
4	George Condit	F 0-0	0-0	1-2	3 7 10	2	1	0	4	0	0	30:32
1	Tyler Harris	G 4-9	2-7	1-2	0 1 1	2	11	2	3	0	0	24:36
21	Jaden Walker	G 1-6	1-3	2-2	2 3 5	5	5	0	4	0	1	29:46
45	Rasir Bolton	G 4-11	0-3	10-13	1 6 7	2	18	1	4	1	0	30:38
55	Darlington Dubar	G 2-5	1-3	0-0	0 2 2	5	5	1	2	0	0	18:35
11	Dudley Blackwell	G 2-7	0-4	1-2	0 0 0	0	5	1	1	0	1	18:49
5	Jalen Coleman-Lands	G 3-8	0-2	1-2	1 2 3	1	7	0	4	2	2	23:01
2	Nate Jenkins	G 1-4	0-2	2-2	2 2 4	2	4	2	0	0	1	22:02
25	Eric Steyer	G 0-0	0-0	0-0	0 0 0	0	1	0	0	0	0	02:01
Team					1 1 2							
Totals		17-50	4-24	18-25	10 24 34	19	56	8	21	3	5	200:00

FG % 1st: 10-24 41.7% 2nd: 7-26 26.9% Game: 17-50 34.0%
3PT % 1st: 3-11 27.3% 2nd: 1-13 7.7% Game: 4-24 16.7%
FT % 1st: 5-7 71.4% 2nd: 13-18 72.2% Game: 18-25 72.0%

DeadBall Rebounds 5, 0

Mississippi State - 95 • 10-3

##	Player	Total FGS/FGA	3-Ptr FGS/FGA	FT-FTA	Rebounds Off Def Tot	PF	TP	A	TO	Blk	Stl	Min
4	Cameron Matthews	F 0-1	0-1	2-2	0 2 2	2	2	1	0	1	1	12:37
24	Abdul Ado	F 0-1	0-0	0-0	3 4 7	1	0	1	3	0	0	16:12
35	Tolu Smith	F 6-9	0-0	4-4	4 3 7	1	16	2	0	0	2	23:52
1	Iverson Molinar	G 8-13	2-3	2-3	0 3 3	1	20	1	2	0	2	26:07
3	D.J. Stewart Jr.	G 5-16	2-5	5-6	2 1 3	2	17	5	0	0	2	24:35
0	Jalen Johnson	G 2-5	1-3	0-1	0 0 0	3	5	0	1	0	0	16:50
5	Deivon Smith	G 5-8	0-2	0-0	0 3 3	1	10	9	1	0	1	22:56
32	Quinten Post	G 3-5	1-1	0-2	2 4 6	2	7	0	1	1	1	16:04
2	Javian Davis	G 1-3	0-0	0-1	1 5 6	3	2	0	0	1	0	12:41
20	Derek Fountain	G 3-3	1-1	0-0	0 0 0	0	7	0	0	0	0	05:26
11	Anderson Garcia	G 2-2	1-1	0-0	0 0 0</							

2020-21 BOX SCORES

Game 21 • LSU 94, Mississippi State 80
02/10/2021 • Starkville, Mississippi • Humphrey Coliseum

Official Basketball Box Score - Final
LSU vs Mississippi State
02/10/21 Humphrey Coliseum, Starkville, Miss.

Game Time: 8:05 PM
Game Duration: 1:57

LSU - 94 • 12-6 (7-4)

##	Player	Total FG-FGA	3-Pr FG-FGA	FT-FTA	Rebounds Off Def Tot	PF	TP	A	TO	Blk	Stl	Min
2	Trendon Watford	F 7-14	0-2	0-0	1 0 1	3	14	3	2	0	2	36:19
4	Darius Days	F 6-10	4-6	0-1	4 7 11	4	16	0	0	1	1	28:48
1	Javonte Smart	G 8-10	2-3	4-4	0 4 4	2	22	11	2	0	1	35:57
15	Aundre Hyatt	G 3-5	1-3	0-1	1 2 3	1	7	0	0	0	0	18:20
24	Cameron Thomas	G 9-16	3-7	4-5	1 3 4	0	25	4	0	0	0	38:44
34	Josh Gray	0-0	0-0	0-0	0 0 0	1	0	0	0	0	0	05:51
11	Josh LeBlanc	4-4	0-0	0-0	0 2 2	2	8	0	2	0	1	19:03
25	Eric Gaines	1-3	0-1	0-0	0 0 0	1	2	4	0	0	0	12:58
Team					2 1 3							
Totals		38-62	10-22	8-11	9 19 28	15	94	22	7	1	6	200:00
FG % 1st: 17.30 56.7% 2nd: 21.32 65.6% Game: 38.62 61.3% 3PT % 1st: 5-11 45.5% 2nd: 5-11 45.5% Game: 10-22 45.5% FT % 1st: 2-3 66.7% 2nd: 6-8 75.0% Game: 8-11 72.7%												

Mississippi State - 80 • 11-10 (5-7)

##	Player	Total FG-FGA	3-Pr FG-FGA	FT-FTA	Rebounds Off Def Tot	PF	TP	A	TO	Blk	Stl	Min
24	Abdul Ado	F 0-0	0-0	2-2	3 3 6	3	2	3	2	0	0	24:39
35	Tolu Smith	F 10-11	0-0	4-5	5 6 11	3	24	2	2	1	0	35:57
1	Iverson Molinar	G 5-14	2-6	4-6	0 0 0	0	16	4	3	0	0	32:59
3	D.J. Stewart Jr.	G 2-8	1-5	0-0	0 1 1	2	5	4	1	0	1	37:01
5	Deivon Smith	G 5-8	2-4	0-1	0 1 1	0	12	1	3	0	1	29:24
2	Javian Davis	G 0-1	0-0	0-0	1 1 1	1	0	1	0	0	0	05:23
20	Derek Fountain	8-12	4-7	0-0	2 5 7	3	20	2	2	1	1	27:23
32	Quinten Post	0-2	0-2	1-2	0 0 0	1	1	1	0	0	0	07:14
Team					0 1 1							
Totals		30-56	10-24	11-16	10 18 28	13	80	18	15	2	3	200:00
FG % 1st: 16.28 57.1% 2nd: 14.28 50.0% Game: 30.56 53.6% 3PT % 1st: 5-13 38.5% 2nd: 4-11 36.4% Game: 9-24 37.5% FT % 1st: 2-2 100.0% 2nd: 9-14 64.3% Game: 11-16 68.8%												

Officials: Joe Lindsay, Byron Jarrett, Grandis Poole
 Technical fouls: LSU - T.Watford, Coach J.LeBlanc, Mississippi State - NONE
 Attendance: 1000

Score by periods	1st	2nd	Total
LSU	41	53	94
Mississippi State	39	41	80

Last FG - LSU 2nd-0:35, MSU 2nd - 0:23.
 Largest lead - LSU by 17 2nd - 1:00, MSU by 6 1st - 14:50
 LSU led for 27:46, MSU led for 9:43, Game was tied for 02:31

	In	Off	2nd	Fast	
Points	Paint	T/O	Chance	Break	Bench
LSU	48	26	9	24	10
MSU	34	3	13	8	21

Score tied - 2 times.
 Lead changed - 5 times.

Game 23 • Mississippi State 66, Ole Miss 56
02/20/2021 • Oxford, Mississippi • The Pavilion at Ole Miss

Official Basketball Box Score - Final
Mississippi St vs Ole Miss
02/20/21 The Pavilion at Ole Miss, Oxford

Game Time: 5:00 PM
Game Duration: 1:56

Mississippi St - 66 • 12-11 (6-8)

##	Player	Total FG-FGA	3-Pr FG-FGA	FT-FTA	Rebounds Off Def Tot	PF	TP	A	TO	Blk	Stl	Min
20	Derek Fountain	F 1-2	0-1	0-0	0 3 3	4	2	3	2	0	1	30:41
24	Abdul Ado	F 4-9	0-0	1-1	4 3 7	3	9	0	0	1	0	30:30
35	Tolu Smith	F 4-6	0-0	4-6	2 4 6	1	12	2	2	0	1	29:47
1	Iverson Molinar	G 6-13	2-3	3-3	0 3 3	0	17	0	2	0	2	31:21
3	D.J. Stewart Jr.	G 6-12	0-4	4-4	0 3 3	1	16	6	3	1	2	33:55
2	Javian Davis	G 2-3	0-0	0-0	0 0 0	3	4	1	4	0	0	10:14
5	Deivon Smith	G 2-3	0-0	2-3	0 2 2	3	6	2	1	0	2	20:59
4	Cameron Matthews	0-0	0-0	1-2	0 3 0	0	0	0	0	0	0	04:07
32	Quinten Post	0-1	0-1	0-0	0 0 0	0	0	0	0	0	0	06:09
0	Jalen Johnson	0-0	0-0	1-1	0 0 0	0	0	0	0	0	0	02:17
Team					2 3 5							
Totals		25-49	2-9	14-18	9 23 32	15	66	15	14	2	8	200:00
FG % 1st: 13.27 48.1% 2nd: 12.22 54.5% Game: 25-49 51.0% 3PT % 1st: 0-3 0.0% 2nd: 2-6 33.3% Game: 2-9 22.2% FT % 1st: 5-6 83.3% 2nd: 9-12 75.0% Game: 14-18 77.8%												

Ole Miss - 56 • 12-9 (7-7)

##	Player	Total FG-FGA	3-Pr FG-FGA	FT-FTA	Rebounds Off Def Tot	PF	TP	A	TO	Blk	Stl	Min
0	Romello White	F 3-4	0-0	0-0	2 1 3	3	6	1	2	1	0	25:32
21	Robert Allen	F 1-2	0-0	1-2	2 1 3	1	3	0	1	3	0	15:55
2	Devontae Shuler	G 1-15	0-6	2-2	1 2 3	4	2	3	0	1	3	37:40
15	Luis Rodriguez	G 2-4	1-3	2-2	1 1 2	1	4	7	2	2	0	17:47
24	Jarrel Joiner	G 4-11	0-2	0-0	0 4 4	0	8	2	2	0	0	34:02
5	KJ Buffen	4-8	1-2	4-4	4 2 6	4	13	3	3	1	1	30:16
1	Austin Crowley	3-6	1-3	0-0	0 0 0	2	7	0	0	0	0	16:01
11	Matthew Murrell	2-3	1-1	0-1	1 2 3	0	5	0	1	0	1	11:44
23	Sammy Hunter	0-0	0-0	0-0	0 1 1	0	0	0	0	0	0	03:48
3	Khadim Sy	1-2	1-2	0-0	0 1 1	1	3	0	0	0	0	07:15
Team					1 4 5							
Totals		21-55	5-19	9-11	12 18 30	17	56	10	14	5	4	200:00
FG % 1st: 9.23 39.1% 2nd: 12.32 37.5% Game: 21-55 38.2% 3PT % 1st: 3-5 60.0% 2nd: 2-14 14.3% Game: 5-19 26.3% FT % 1st: 4-4 100.0% 2nd: 5-7 71.4% Game: 9-11 81.8%												

Officials: Anthony Jordan, Bart Lenox, Todd Austin
 Technical fouls: Mississippi St - NONE, Ole Miss - NONE
 Attendance: 895

Score by periods	1st	2nd	Total
Mississippi St	31	35	66
Ole Miss	25	31	56

Last FG - MSU 2nd-0:35, OLE 2nd - 0:38.
 Largest lead - MSU by 15 2nd - 6:39, OLE by 0 1st - 20:00
 MSU led for 38:54, OLE led for 0:00, Game was tied for 01:06

	In	Off	2nd	Fast	
Points	Paint	T/O	Chance	Break	Bench
MSU	36	18	9	9	10
OLE	24	19	11	10	28

Score tied - 0 times.
 Lead changed - 0 times.

Game 22 • Vanderbilt 72, Mississippi State 51
02/13/2021 • Starkville, Mississippi • Humphrey Coliseum

Official Basketball Box Score - Final
Vanderbilt vs Mississippi State
02/13/21 Humphrey Coliseum, Starkville, Miss.

Game Time: 12:05 PM
Game Duration: 1:44

Vanderbilt - 72 • 6-10 (2-8)

##	Player	Total FG-FGA	3-Pr FG-FGA	FT-FTA	Rebounds Off Def Tot	PF	TP	A	TO	Blk	Stl	Min
1	Dylan Disu	F 2-7	2-4	2-2	3 7 10	3	8	1	0	0	0	31:40
15	Clevon Brown	F 0-0	0-0	3-3	0 2 2	0	15	0	2	0	5	31:10
2	Scotty Pippen Jr.	G 7-15	4-8	0-0	0 3 3	0	18	9	4	0	3	32:37
3	Maxwell Evans	G 6-11	4-8	4-5	1 3 4	0	20	1	3	1	1	31:21
4	Jordan Wright	G 1-2	1-1	0-0	1 4 5	3	3	1	2	0	1	24:45
5	D.J. Harvey	1-4	0-2	0-0	1 3 4	2	2	1	1	0	1	15:15
42	Quentin Millora-Brown	0-1	0-0	0-2	0 2 2	0	0	1	0	0	1	10:07
10	Nyles State	1-2	1-2	0-0	1 1 2	0	3	0	1	0	0	07:03
12	Trey Thomas	1-4	1-3	0-0	0 1 1	1	3	0	0	0	0	05:47
13	Issac McBride	0-2	0-2	0-0	0 0 0	0	2	0	0	0	1	07:23
Team					1 2 3							
Totals		25-55	13-30	9-12	8 28 36	9	72	16	13	1	13	200:00
FG % 1st: 15.29 51.7% 2nd: 10.26 38.5% Game: 25-55 45.5% 3PT % 1st: 10-17 58.8% 2nd: 3-13 23.1% Game: 13-30 43.3% FT % 1st: 5-7 71.4% 2nd: 4-5 80.0% Game: 9-12 75.0%												

Mississippi State - 51 • 11-11 (5-8)

##	Player	Total FG-FGA	3-Pr FG-FGA	FT-FTA	Rebounds Off Def Tot	PF	TP	A	TO	Blk	Stl	Min
20	Derek Fountain	F 1-5	0-0	0-0	0 2 2	1	2	0	1	0	1	17:06
24	Abdul Ado	F 2-3	0-0	0-0	0 1 1	2	4	0	1	2	1	20:48
35	Tolu Smith	F 3-5	0-0	1-1	1 5 6	2	7	0	4	1	0	29:13
1	Iverson Molinar	G 9-13	1-3	0-0	0 6 6	1	19	1	4	0	2	36:04
3	D.J. Stewart Jr.	G 3-10	3-8	0-0	0 1 1	2	9	3	0	2	3	33:50
5	Deivon Smith	4-11	1-3	0-1	0 6 6	2	9	6	2	0	1	28:55
32	Quinten Post	0-5	0-3	0-0	1 2 3	1	0	1	1	1	1	14:58
2	Javian Davis	0-0	0-0	1-2	1 1 2	1	1	1	0	0	0	10:16
4	Cameron Matthews	0-0	0-0	0-0	0 0 0	1	0	2	1	1	0	07:27
0	Jalen Johnson	0-0	0-0	0-0	0 0 0	0	0	0	0	0	0	01:23
Team					0 0 0							
Totals		22-52	5-19	2-4	3 24 27	13	51	14	17	5	8	200:00
FG % 1st: 14.27 51.9% 2nd: 8-25 32.0% Game: 22-52 42.3% 3PT % 1st: 2-9 22.2% 2nd: 3-10 30.0% Game: 5-19 26.3% FT % 1st: 0-1 0.0% 2nd: 2-3 66.7% Game: 2-4 50.0%												

Officials: Terry Oglesby, Jason Baker, Owen Shortt

2020-21 BOX SCORES

Game 25 • No. 6 Alabama 64, Mississippi State 59
02/27/2021 • Starkville, Mississippi • Humphrey Coliseum

Official Basketball Box Score - Final
Alabama vs Mississippi State
02/27/21 Humphrey Coliseum Starkville, Miss.

Game Time: 5:01 PM
Game Duration: 2:02

Alabama - 64 • 19-6 (14-2)

##	Player	Total FGS/FGA	3-Ptr FGS/FGA	FT-FTA	Rebounds Off Def Tot	PF	TP	A	TO	Blk	Stl	Min	
2	Jordan Bruner	F 0-3	0-2	0-0	2	0	2	1	0	2	0	1	2
1	Herbert Jones	G 1-9	0-3	0-0	6	8	14	3	2	2	0	2	33:34
5	Jaden Shackelford	G 5-14	1-5	4-5	0	6	6	1	15	0	0	0	31:28
14	Keon Ellis	G 0-3	0-2	2-2	2	2	4	0	2	1	2	0	20:40
23	John Petty Jr.	G 2-9	1-6	4-4	1	4	5	2	9	2	2	1	32:52
3	Alex Resse	G 1-5	1-2	0-0	1	3	4	2	3	0	0	1	08:58
11	Joshua Primo	1-1	0-0	0-0	1	1	2	2	2	0	1	0	08:16
13	Jahvon Quinerly	8-16	3-6	0-0	1	0	1	2	19	2	3	0	26:45
4	Jwan Gary	1-1	0-0	1-2	0	0	0	2	3	0	0	2	06:26
33	James Rojas	2-4	1-2	4-4	3	3	6	2	9	0	1	1	14:27
Team					1	0	1						
Totals		21-65	7-28	15-17	17	28	45	17	64	9	14	3	200:00
FG % 1st: 12.30		40.0%	2nd: 9.35	25.7%	Game: 21-65		32.3%	DeadBall					
3PT % 1st: 5-12		41.7%	2nd: 2-16	12.5%	Game: 7-28		25.0%	Rebounds					
FT % 1st: 5-6		83.3%	2nd: 10-11	90.9%	Game: 15-17		88.2%	0, 0					

Mississippi State - 59 • 13-12 (7-9)

##	Player	Total FGS/FGA	3-Ptr FGS/FGA	FT-FTA	Rebounds Off Def Tot	PF	TP	A	TO	Blk	Stl	Min	
24	Abdul Ado	F 4-6	0-0	1-2	2	7	9	0	9	1	1	4	1
35	Tolu Smith	F 6-9	0-0	0-2	5	8	13	3	12	0	4	0	1
0	Jalen Johnson	G 3-7	1-4	0-0	1	2	3	1	7	0	1	0	19:39
1	Iverson Molnar	G 5-15	0-1	1-2	1	5	6	4	11	0	4	1	0
3	D.J. Stewart Jr.	G 4-12	0-3	7-9	0	1	1	15	4	4	1	1	34:23
5	Deivon Smith	1-6	0-1	0-0	0	3	3	2	2	4	0	2	19:51
20	Derek Fountain	1-3	0-2	1-2	1	1	2	2	3	1	1	0	0
32	Quinten Post	0-1	0-1	0-0	0	1	1	2	0	0	0	1	0
2	Javian Davis	0-0	0-0	0-0	0	0	0	1	0	0	0	0	0
4	Cameron Matthews	0-0	0-0	0-0	0	0	0	1	0	0	0	0	0
Team					1	1	2						
Totals		24-59	1-12	10-17	11	29	40	17	59	10	16	7	200:00
FG % 1st: 9-31		29.0%	2nd: 15-28	53.6%	Game: 24-59		40.7%	DeadBall					
3PT % 1st: 1-6		16.7%	2nd: 0-6	0.0%	Game: 1-12		8.3%	Rebounds					
FT % 1st: 2-6		33.3%	2nd: 8-11	72.7%	Game: 10-17		58.8%	3, 0					

Officials: Mike Nanno, Chuck Jones, Robert Fisher
Technical fouls: Alabama - NONE; Mississippi State - NONE
Attendance: 1000

Score by periods	1st	2nd	Total
Alabama	34	30	64
Mississippi State	21	38	59

Last FG - UA 2nd Q 12; MSU 2nd - 0:03
Largest lead - UA by 13 1st - 0:33; MSU by 3 1st - 12:44
UA led for 33:17; MSU led for 4:43; Game was tied for 02:00

Score tied - 1 time.
Lead changed - 3 times.

Game 27 • Mississippi State at Auburn
03/06/2021 • Auburn, Alabama • Auburn Arena

Official Basketball Box Score - Final
Mississippi St. vs Auburn
03/06/21 Auburn Arena Auburn

Game Time: 12:00 PM
Game Duration: 2:02

Mississippi St. - 71 • 14-13 (8-10)

##	Player	Total FGS/FGA	3-Ptr FGS/FGA	FT-FTA	Rebounds Off Def Tot	PF	TP	A	TO	Blk	Stl	Min	
24	Abdul Ado	F 1-2	0-0	3-4	3	2	5	2	2	5	2	2	1
35	Tolu Smith	F 7-17	0-0	6-14	5	4	9	2	20	0	2	0	36:23
1	Iverson Molnar	G 6-14	1-3	4-4	1	4	5	2	17	2	0	0	37:48
3	D.J. Stewart Jr.	G 8-15	1-4	2-2	2	3	5	0	19	1	1	0	37:23
5	Deivon Smith	G 3-9	0-2	0-0	2	5	7	3	6	2	3	0	21:28
20	Derek Fountain	0-1	0-1	0-0	0	0	0	0	0	0	0	0	05:30
32	Quinten Post	0-0	0-0	0-0	0	2	2	0	0	0	1	0	07:44
4	Javian Davis	0-0	0-0	0-0	0	0	0	0	2	0	1	0	02:09
4	Cameron Matthews	2-2	0-0	0-0	2	0	2	4	4	2	0	1	17:51
Team					1	4	5						
Totals		27-60	2-10	15-24	16	24	40	15	71	9	9	2	199:20
FG % 1st: 14-31		45.2%	2nd: 13-29	44.8%	Game: 27-60		45.0%	DeadBall					
3PT % 1st: 1-4		25.0%	2nd: 1-6	16.7%	Game: 2-10		20.0%	Rebounds					
FT % 1st: 5-9		55.6%	2nd: 10-15	66.7%	Game: 15-24		62.5%	5, 0					

Auburn - 78 • 13-14 (7-11)

##	Player	Total FGS/FGA	3-Ptr FGS/FGA	FT-FTA	Rebounds Off Def Tot	PF	TP	A	TO	Blk	Stl	Min	
10	JT Thor	F 3-8	1-3	3-3	4	5	9	2	10	2	2	3	1
23	Jaylin Williams	F 7-14	1-5	3-4	2	3	5	3	18	1	0	1	0
1	Jamal Johnson	G 4-9	4-8	2-2	0	1	1	2	14	7	2	1	2
22	Allen Flangan	G 7-13	3-7	5-6	0	4	4	2	22	2	0	0	28:11
35	Devan Cambridge	G 1-7	1-7	0-0	0	1	1	1	3	1	2	1	0
44	Dylan Cardwell	2-3	1-1	0-0	3	2	5	2	5	1	2	0	16:36
5	Chris Moore	2-5	0-1	0-0	2	1	3	1	4	1	0	0	14:19
13	Babatunde Akingbola	1-2	0-0	0-0	0	1	1	1	2	0	0	0	04:53
4	Javon Frank	0-1	0-1	0-0	1	2	3	0	0	0	0	0	01:37
12	Lior Berman	0-0	0-0	0-0	0	0	0	0	0	0	0	0	01:09
14	Preston Cook	0-0	0-0	0-0	0	0	0	0	0	0	1	0	02:26
Team					1	1	2						
Totals		27-62	11-33	13-15	13	21	34	14	78	15	9	6	200:00
FG % 1st: 11-34		32.4%	2nd: 16-28	57.1%	Game: 27-62		43.5%	DeadBall					
3PT % 1st: 6-23		26.1%	2nd: 5-10	50.0%	Game: 11-33		33.3%	Rebounds					
FT % 1st: 4-4		100.0%	2nd: 9-11	81.8%	Game: 13-15		86.7%	0, 0					

Officials: Anthony Jordan, Bart Lenox, Byron Jarnet
Technical fouls: Mississippi St. - NONE; Auburn - NONE
Attendance: 1824

Score by periods	1st	2nd	Total
Mississippi St.	34	37	71
Auburn	32	46	78

Last FG - MS 2nd Q 01; AU 2nd - 0:16
Largest lead - MS by 5 2nd - 16:42; AU by 9 1st - 6:02
MS led for 5:35; AU led for 29:43; Game was tied for 04:42

Score tied - 8 times.
Lead changed - 10 times.

Game 26 • Mississippi State 63, Texas A&M 57
03/03/2021 • College Station, Texas • Reed Arena

Official Basketball Box Score - Final
Mississippi St. vs Texas A&M
03/03/21 Reed Arena, College Station

Game Time: 7:30 PM
Game Duration: 2:13

Mississippi St. - 63 • 14-12 (8-9)

##	Player	Total FGS/FGA	3-Ptr FGS/FGA	FT-FTA	Rebounds Off Def Tot	PF	TP	A	TO	Blk	Stl	Min	
20	Derek Fountain	F 1-4	0-1	0-0	0	5	5	1	2	2	0	1	0
24	Abdul Ado	F 4-5	0-0	0-3	3	3	6	1	8	1	2	5	0
35	Tolu Smith	F 4-7	0-0	0-3	2	4	6	1	8	5	3	1	1
1	Iverson Molnar	G 7-12	2-5	2-4	1	4	5	1	18	3	1	0	1
3	D.J. Stewart Jr.	G 5-13	4-9	0-0	1	4	5	1	14	1	3	1	1
0	Jalen Johnson	0-0	0-0	0-0	0	0	0	0	0	0	0	0	02:55
2	Javian Davis	0-0	0-0	0-0	0	0	0	1	1	0	0	0	02:55
5	Deivon Smith	2-5	2-4	1-2	0	8	8	1	7	6	2	0	0
32	Quinten Post	3-3	0-0	0-0	1	1	2	0	6	0	2	0	0
Team					0	2	2						
Totals		26-49	8-19	3-12	8	31	39	8	63	18	17	8	3
FG % 1st: 13-23		56.5%	2nd: 13-26	50.0%	Game: 26-49		53.1%	DeadBall					
3PT % 1st: 5-9		55.6%	2nd: 5-10	50.0%	Game: 8-19		42.1%	Rebounds					
FT % 1st: 0-4		0.0%	2nd: 3-8	37.5%	Game: 3-12		25.0%	4, 0					

Texas A&M - 57 • 8-8 (2-7)

##	Player	Total FGS/FGA	3-Ptr FGS/FGA	FT-FTA	Rebounds Off Def Tot	PF	TP	A	TO	Blk	Stl	Min	
45	Kevin Marfo	F 0-1	0-1	0-0	0	0	0	0	0	0	0	0	08:54
0	Jay Jay Chandler	G 3-13	1-9	0-0	2	0	2	1	7	3	1	0	1
1	Savion Flagg	G 5-11	2-5	0-0	1	1	2	0	12	1	0	0	2
3	Quenton Jackson	G 5-11	1-2	2-2	2	2	4	2	13	0	1	1	2
20	Andre Gordon	0-11	0-5	0-0	2	3	5	1	0	5	1	0	0
5	Emanuel Miller	0-17	0-0	6-6	4	9	13	0	24	1	1	0	2
15	Jonathan Aku	0-0	0-0	1-2	0	1	1	3	1	0	1	0	0
11	Hassan Diarra	0-3	0-3										

BEN HOWLAND ERA RECORDS • TEAM • ALL GAMES
POINTS SCORED • ALL GAMES

RANK	PTS	OPPONENT	DATE
1	109	North Florida • UNF	12/30/2017
2	106	Eastern Washington	11/13/2015
3	103	BYU	12/29/2018
4	98	Wofford	12/19/2018
5	96	Kent State	12/30/2019
	96	Alabama State	11/10/2017
7	95	Iowa State	01/30/2021
	95	Austin Peay	11/09/2018
	95	North Georgia	12/09/2017
	95	at LSU	01/07/2017

POINTS ALLOWED LOW • ALL GAMES

RANK	PTS	OPPONENT	DATE
1	44	Ole Miss	03/09/2020
	44	vs. Southern Miss • USM	12/19/2016
3	45	Missouri	01/14/2020
	45	Louisiana-Monroe • ULM	11/14/2019
5	46	Arkansas	02/09/2016
6	48	South Carolina	02/24/2021
	48	Mississippi Valley State	12/21/2020
	48	Little Rock	12/20/2017
	48	Florida A&M	11/18/2017
	48	North Carolina Central	12/31/2015
11	49	Missouri	02/26/2019

MARGIN OF VICTORY • ALL GAMES

RANK	MOV	OPPONENT	DATE
1	+42 • 86-44	vs. Southern Miss • USM	12/19/2016
2	+39 • 95-56	Iowa State	01/30/2021
	+39 • 87-48	Mississippi Valley State	12/21/2020
4	+33 • 95-62	North Georgia	12/09/2017
5	+32 • 91-59	Georgia	01/18/2020
	+32 • 78-46	Arkansas	02/09/2016
7	+31 • 92-61	UT Martin	12/16/2017
	+31 • 79-48	Florida A&M	11/18/2017
9	+28 • 96-68	Kent State	12/30/2019
	+28 • 79-51	Long Beach State	11/16/2018
	+28 • 95-67	Austin Peay	11/09/2018
	+28 • 109-81	North Florida • UNF	12/30/2017
	+28 • 96-68	Alabama State	11/10/2017

POINTS SCORED LOW • ALL GAMES

RANK	PTS	OPPONENT	DATE
1	42	vs. Clemson	11/25/2020
2	45	at Arkansas	02/02/2021
3	46	Ole Miss	01/19/2021
4	48	at Vanderbilt	02/25/2017
5	50	at [25] Cincinnati	12/12/2017

POINTS ALLOWED • ALL GAMES

RANK	PTS	OPPONENT	DATE
1	105	vs. Miami • Florida	11/19/2015
2	98	at Auburn	02/07/2017
3	94	LSU	02/10/2021
4	92	[21] LSU	02/06/2019
5	91	at Tennessee	01/21/2017
6	90	at Alabama	01/08/2020
	90	at Florida State • FSU	12/16/2015

MARGIN OF DEFEAT • ALL GAMES

RANK	MOD	OPPONENT	DATE
1	-29 • 77-48	at Vanderbilt	02/25/2017
2	-27 • 88-61	at Ole Miss	01/31/2017
3	-26 • 105-79	vs. Miami • Florida	11/19/2015
4	-25 • 83-58	at Ole Miss	02/11/2020
	-25 • 86-61	vs. Central Florida • UCF	11/17/2016

POINTS SCORED • 1ST HALF • ALL GAMES

RANK	PTS	OPPONENT	DATE
1	58	Alabama State	11/10/2017
2	53	North Georgia	12/09/2017
3	52	at LSU	01/07/2017
4	50	Austin Peay	11/09/2018
5	49	vs. Northern Colorado	12/23/2015
6	48	BYU	12/29/2018
	48	LSU	03/04/2017
	48	Eastern Washington	11/13/2015
9	47	[16] Auburn	01/26/2019
	47	at Baylor • NIT	03/18/2018
	47	North Florida • UNF	12/30/2017

POINTS ALLOWED LOW • 1ST HALF • ALL GAMES

RANK	PTS	OPPONENT	DATE
1	17	Florida A&M • FAMU	11/18/2017
	17	North Carolina Central	12/31/2015
3	19	Oregon State	12/01/2016
4	20	North Texas	12/04/2020
	20	Missouri	01/14/2020
	20	Dayton	12/03/2017
	20	Auburn	03/05/2016
	20	Arkansas	02/09/2016
	20	at Missouri	01/30/2016

HALFTIME LEAD • ALL GAMES

RANK	HL	OPPONENT	DATE
1	+27 • 53-26	North Georgia	12/09/2017
	+27 • 58-31	Alabama State	11/10/2017
3	+26 • 45-19	Oregon State	12/01/2016
4	+22 • 42-20	Arkansas	02/09/2016
5	+21 • 44-23	Ole Miss	02/17/2018

POINTS SCORED LOW • 1ST HALF • ALL GAMES

RANK	PTS	OPPONENT	DATE
1	19	vs. Clemson	11/25/2020
2	20	Alabama	01/03/2017
3	21	No. 6 Alabama	02/27/2021
	21	Ole Miss	01/19/2021
	21	vs. New Mexico State	12/22/2019
	21	Tennessee	02/04/2017
	21	Georgia	02/13/2016

POINTS ALLOWED • 1ST HALF • ALL GAMES

RANK	PTS	OPPONENT	DATE
1	59	vs. Miami • Florida	11/19/2015
2	53	vs. Central Florida • UCF	11/17/2016
3	51	at Ole Miss	01/31/2017
	51	Eastern Washington	11/13/2015
5	50	Wofford	12/19/2018

HALFTIME DEFICIT • ALL GAMES

RANK	MOD	OPPONENT	DATE
1	-24 • 59-35	vs. Miami • Florida	11/19/2015
2	-20 • 48-28	at Auburn	02/07/2017
	-20 • 53-33	vs. Central Florida • UCF	11/17/2016
4	-19 • 42-23	vs. Penn State • NIT	03/27/2018
	-19 • 41-22	at Alabama	01/20/2018

POINTS SCORED • 2ND HALF • ALL GAMES

RANK	PTS	OPPONENT	DATE
1	64	at Auburn	02/07/2017
2	62	North Florida • UNF	12/30/2017
3	58	Tennessee	02/01/2020
	58	Eastern Washington	11/13/2015
5	57	Wofford	12/19/2018
6	55	BYU	12/29/2018
7	54	North Dakota State	11/30/2017
	54	Morehead State	12/22/2016
9	53	UT Martin	12/16/2017
10	52	at Texas A&M	02/20/2018

POINTS ALLOWED LOW • 2ND HALF • ALL GAMES

RANK	PTS	OPPONENT	DATE
1	19	Ole Miss	03/07/2020
	19	vs. Southern Miss • USM	12/19/2016
3	21	Louisiana-Monroe • ULM	11/14/2019
	21	vs. Texas El Paso • UTEP	11/20/2016
5	22	UT Martin	11/28/2015

2ND HALF MARGIN OF VICTORY • ALL GAMES

RANK	MOV	OPPONENT	DATE
1	+28 • 47-19	vs. Southern Miss • USM	12/19/2016
2	+27 • 51-24	[13] Missouri	01/05/2021
3	+25 • 53-28	UT Martin	12/16/2017
4	+24 • 62-38	North Florida • UNF	12/30/2017
5	+23 • 51-28	Iowa State	01/30/2021
6	+22 • 45-23	Mississippi Valley State	12/21/2020
	+22 • 51-29	Kent State	12/30/2019
	+22 • 47-25	South Carolina	02/23/2019
9	+21 • 49-28	Georgia	01/18/2020
	+21 • 58-37	Eastern Washington	11/13/2015
11	+20 • 57-37	Wofford	12/19/2018
	+20 • 43-23	Long Beach State	11/16/2018
	+20 • 51-31	Florida A&M • FAMU	11/18/2017

POINTS SCORED LOW • 2ND HALF • ALL GAMES

RANK	PTS	OPPONENT	DATE
1	20	[16] Tennessee	02/27/2018
2	21	Vanderbilt	02/13/2021
3	22	Texas A&M	01/13/2021
4	23	at Arkansas	02/02/2021
	23	vs. Clemson	11/25/2020
	23	Louisiana-Monroe • ULM	11/14/2019

POINTS ALLOWED • 2ND HALF • ALL GAMES

RANK	PTS	OPPONENT	DATE
1	54	at Tennessee	01/21/2017
2	53	LSU	02/10/2021
	53	at Florida State • FSU	12/16/2015
4	52	[22] Auburn	01/13/2018
5	51	at Texas A&M	02/22/2020
	51	[8] Auburn	01/04/2020
	51	at Georgia	02/14/2017
8	50	at Ole Miss	02/11/2020
	50	at Auburn	02/07/2017

2ND HALF MARGIN OF DEFEAT • ALL GAMES

RANK	MOD	OPPONENT	DATE
1	-26 • 50-24	at Ole Miss	02/11/2020
2	-19 • 52-33	[22] Auburn	01/13/2018
3	-16 • 41-25	at LSU	03/03/2018
	-16 • 36-20	[16] Tennessee	02/27/2018
5	-15 • 40-25	at Vanderbilt	02/25/2017
	-15 • 53-38	at Florida State • FSU	12/16/2015

BEN HOWLAND ERA RECORDS • TEAM • ALL GAMES

FIELD GOALS MADE • ALL GAMES

RANK	FGM	OPPONENT	DATE
1	44	North Florida • UNF	12/30/2017
2	41	Eastern Washington	11/13/2015
3	38	BYU	12/29/2018
4	37	Iowa State	01/30/2021
	37	Georgia	01/18/2020
	37	Austin Peay	11/09/2018
	37	North Georgia	12/09/2017
8	36	LSU	03/04/2017
9	35	Texas Southern	12/02/2015
	35	vs. Missouri State	11/22/2015

FIELD GOALS ATTEMPTS • ALL GAMES

RANK	FGA	OPPONENT	DATE
1	75	vs. Dayton	12/12/2020
2	74	Long Beach State	11/16/2018
	74	North Georgia	12/09/2017
	74	Ole Miss	02/21/2017
5	73	Iowa State	01/30/2021
6	71	at Alabama	01/29/2019
	71	North Florida • UNF	12/30/2017
	71	Alabama	02/02/2016

FIELD GOAL PERCENTAGE • ALL GAMES

RANK	FG%	OPPONENT	DATE
1	62.1 • 41-66	Eastern Washington	11/13/2015
2	62.0 • 44-71	North Florida • UNF	12/30/2017
3	61.7 • 37-60	Georgia	01/18/2020
4	61.1 • 33-54	Alcorn State	11/26/2018
5	60.8 • 31-51	at Vanderbilt	01/09/2021
6	60.5 • 26-43	vs. Tulane	11/21/2019
7	59.3 • 35-59	vs. Missouri State	11/22/2015
8	58.8 • 30-51	at Arkansas	02/15/2020
9	58.5 • 31-53	at Vanderbilt	02/14/2018
10	58.3 • 28-48	vs. LSU • SEC-T	03/08/2018

FIELD GOALS MADE • 1ST HALF • ALL GAMES

RANK	FGM	OPPONENT	DATE
1	21	North Florida • UNF	12/30/2017
	21	North Georgia	12/09/2017
3	20	at LSU	01/07/2017
4	19	BYU	12/29/2018
	19	Austin Peay	11/09/2018
	19	LSU	03/04/2017
	19	Texas Southern	12/02/2015
	19	vs. Missouri State	11/22/2015

FIELD GOAL PERCENTAGE • 1ST HALF • ALL GAMES

RANK	FG%	OPPONENT	DATE
1	70.4 • 19-27	vs. Missouri State	11/22/2015
2	68.0 • 17-25	Alcorn State	11/26/2018
3	64.0 • 16-25	vs. LSU • SEC-T	03/08/2018
4	62.5 • 15-24	at Vanderbilt	01/09/2021
5	62.1 • 18-29	at Arkansas	02/15/2020
	62.1 • 18-29	vs. Northern Colorado	12/23/2015
7	60.7 • 17-28	Missouri	01/14/2020
8	60.0 • 18-30	Kent State	12/30/2019
	60.0 • 15-25	[21] LSU	02/06/2019
	60.0 • 18-30	Arkansas	02/09/2016

FIELD GOALS MADE • 2ND HALF • ALL GAMES

RANK	FGM	OPPONENT	DATE
1	23	North Florida • UNF	12/30/2017
	23	Eastern Washington	11/13/2015
3	21	Iowa State	01/30/2021
	21	at Alabama	01/29/2019
	21	UT Martin	12/16/2017
	21	Florida A&M	11/18/2017

FIELD GOAL PERCENTAGE • 2ND HALF • ALL GAMES

RANK	FG%	OPPONENT	DATE
1	69.7 • 23-33	North Florida • UNF	12/30/2017
2	69.2 • 18-26	Tennessee	02/01/2020
3	68.4 • 13-19	vs. Tulane	11/21/2019
	68.4 • 13-19	Texas A&M	01/14/2017
5	67.9 • 19-28	[13] Missouri	01/05/2021
	67.9 • 19-28	Georgia	01/18/2020
7	67.7 • 21-31	UT Martin	12/16/2017
	67.7 • 21-31	Florida A&M	11/18/2017

3-POINT FIELD GOALS MADE • ALL GAMES

RANK	3FGM	OPPONENT	DATE
1	19	vs. Clemson	12/08/2018
2	17	vs. Southern Miss • USM	12/19/2016
3	16	Texas A&M	03/09/2019
4	14	Wofford	12/19/2018
	14	McNeese State	12/04/2018
6	13	[16] Auburn	01/26/2019
	13	at Baylor • NIT	03/18/2018
	13	North Georgia	12/09/2017
	13	Georgia State	12/04/2016
10	12	at Georgia	12/30/2020
	12	Cincinnati	12/15/2018
	12	Ole Miss	02/17/2018
	12	Missouri	01/25/2017
	12	at Arkansas	01/10/2017
	12	Ole Miss	01/23/2016

3-POINT FIELD GOAL ATTEMPTS • ALL GAMES

RANK	3FGA	OPPONENT	DATE
1	34	Texas A&M	03/09/2019
	34	Georgia State	12/04/2016
2	33	UT Martin	12/16/2017
3	31	McNeese State	12/04/2018
	31	at Missouri	02/10/2018
	31	Southern	11/16/2015

3-POINT FIELD GOAL PERCENTAGE • ALL GAMES

RANK	3FG%	OPPONENT	DATE
1	63.3 • 19-30	vs. Clemson	12/08/2018
2	59.1 • 13-22	at Baylor • NIT	03/18/2018
3	58.8 • 10-17	Florida	01/15/2019
	58.8 • 10-17	vs. LSU • SEC-T	03/08/2018
	58.8 • 10-17	at Vanderbilt	02/14/2018
6	58.6 • 17-29	vs. Southern Miss • USM	12/19/2016
7	57.9 • 11-19	Oregon State	12/01/2016
8	55.0 • 11-20	vs. Tulane	11/21/2019
9	52.6 • 10-19	at South Carolina	02/06/2021
10	52.2 • 12-23	Cincinnati	12/15/2018
	52.2 • 12-23	Ole Miss	02/17/2018
	52.2 • 12-23	Missouri	01/25/2017

FREE THROWS MADE • ALL GAMES

RANK	FTM	OPPONENT	DATE
1	29	Kent State	12/30/2019
2	28	South Carolina	02/19/2020
	28	Wofford	12/19/2018
4	27	Arkansas	01/22/2020
	27	Alabama State	11/10/2017
	27	at Auburn	02/07/2017
7	26	Stephen F. Austin	11/22/2017
8	25	Tennessee	02/01/2020
	25	Radford	12/18/2019
10	24	[22] Arkansas	01/02/2018
	24	Texas A&M	01/14/2017

FREE THROW ATTEMPTS • ALL GAMES

RANK	FTA	OPPONENT	DATE
1	40	[22] Arkansas	01/02/2018
2	38	Kent State	12/30/2019
3	36	South Carolina	02/19/2020
	36	Wofford	12/19/2018
5	35	Stephen F. Austin	11/22/2017
	35	Alabama State	11/10/2017

FREE THROW PERCENTAGE • ALL GAMES

RANK	FT%	OPPONENT	DATE
1	93.3 • 14-15	at South Carolina	01/31/2018
2	92.3 • 12-13	vs. No. 17 Villanova	11/22/2019
	92.3 • 12-13	vs. LSU • SEC-T	03/08/2017
4	90.9 • 20-22	BYU	12/29/2018
5	90.5 • 19-21	[13] Missouri	01/05/2021
6	90.0 • 18-20	South Carolina	02/23/2019
7	88.2 • 15-17	at [18] Alabama	01/23/2021
	88.2 • 15-17	at Florida	01/28/2020
	88.2 • 15-17	Ole Miss	01/23/2016
10	87.5 • 14-16	vs. [13] Tennessee • SEC-T	03/09/2018
	87.5 • 14-16	at [14] Kentucky	01/12/2016
12	87.1 • 27-31	Arkansas	01/22/2020
13	85.7 • 18-21	at LSU	01/11/2020
	85.7 • 12-14	at Vanderbilt	01/19/2019
	85.7 • 12-14	vs. UTEP	11/20/2016

REBOUNDS • ALL GAMES

RANK	REB	OPPONENT	DATE
1	55	Tennessee	02/04/2017
2	53	UT Martin	12/16/2017
3	52	Long Beach State	11/16/2018
4	50	Jackson State	12/08/2020
	50	Arkansas	02/09/2016
6	49	South Carolina	02/24/2021
	49	at LSU	01/11/2020
	49	Ole Miss	02/21/2017
9	47	Florida	01/16/2021
	47	Mississippi Valley State	12/21/2020
	47	Nebraska • NIT	03/14/2018
	47	Alabama State	11/10/2017

BEN HOWLAND ERA RECORDS • TEAM • ALL GAMES

REBOUNDING MARGIN • ALL GAMES

RANK	RM	OPPONENT	DATE
1	+25 • 49-24	South Carolina	02/24/2020
	+25 • 50-25	Jackson State	12/08/2020
	+25 • 41-16	vs. Tulane	11/21/2019
	+25 • 46-21	North Florida • UNF	12/30/2017
5	+24 • 53-29	UT Martin	12/16/2017
6	+23 • 47-27	Mississippi Valley State	12/21/2020
7	+21 • 47-26	Florida	01/16/2021
8	+20 • 41-21	at Auburn	03/02/2019
9	+19 • 46-27	Texas State	11/30/2020
10	+18 • 40-22	Georgia	01/18/2020
	+18 • 49-31	at LSU	01/11/2020
	+18 • 45-27	New Orleans	11/17/2019
	+18 • 52-34	Long Beach State	11/16/2018

REBOUNDING DEFICIT • ALL GAMES

RANK	RD	OPPONENT	DATE
1	-25 • 51-26	at South Carolina	01/26/2016
2	-17 • 50-33	vs. [13] Tennessee • SEC-T	03/09/2018
	-17 • 43-26	Alabama	01/03/2017
4	-15 • 38-23	Texas A&M	01/14/2017
5	-14 • 49-35	at Tennessee	01/21/2017
	-14 • 49-35	vs. Central Florida • UCF	11/17/2016
	-14 • 46-32	at Florida State • FSU	12/16/2015
	-14 • 41-27	vs. Miami • Florida	11/19/2015

ASSISTS • ALL GAMES

RANK	ASST	OPPONENT	DATE
1	24	Alcorn State	11/26/2018
	24	at Baylor • NIT	03/18/2018
	24	North Florida • UNF	12/30/2017
4	22	Texas A&M	03/09/2019
	22	vs. Clemson	12/08/2018
6	21	Iowa State	01/30/2021
	21	Georgia	01/18/2020
	21	at Coastal Carolina	11/24/2019
	21	UT Martin	12/16/2017
	21	LSU	03/04/2017
	21	vs. Southern Miss • USM	12/19/2016
	21	vs. Northern Colorado	12/23/2015
13	20	New Orleans	11/17/2019
	20	[16] Auburn	01/26/2019
	20	Vanderbilt	01/16/2018
	20	South Carolina	02/27/2016
	20	vs. Missouri State	11/22/2015

STEALS • ALL GAMES

RANK	STL	OPPONENT	DATE
1	17	Oregon State	12/01/2016
2	15	Alabama	02/12/2019
	15	Hartford	11/11/2018
4	14	at Arkansas	02/16/2019
5	13	at [18] Alabama	01/23/2021
	13	South Carolina	02/24/2018
	13	Dayton	12/03/2017
	13	Ole Miss	02/21/2017
	13	vs. Boise State	11/18/2016
	13	South Carolina	02/27/2016

BLOCKS • ALL GAMES

RANK	BLK	OPPONENT	DATE
1	13	Florida A&M	11/18/2017
2	12	[8] Auburn	01/04/2020
	12	at South Carolina	01/26/2016
3	11	vs. Southern Miss • USM	12/19/2016
4	10	South Carolina	02/23/2019
	10	Long Beach State	11/16/2018
	10	Stephen F. Austin	11/22/2017
	10	Texas Southern	12/02/2015

TURNOVERS • ALL GAMES

RANK	TO	OPPONENT	DATE
1	26	at Arkansas	02/02/2021
2	25	vs. Tulane	11/21/2019
3	24	Dayton	12/03/2017
4	23	Sam Houston State	11/08/2019
5	22	South Carolina	02/19/2020
	22	Ole Miss	02/21/2017
6	21	South Carolina	02/24/2021
	21	at South Carolina	02/06/2021
8	20	at South Carolina	02/28/2017

BEN HOWLAND ERA RECORDS • TEAM • SEC OPPONENTS

POINTS SCORED • SEC OPPONENTS

RANK	PTS	OPPONENT	DATE
1	95	at LSU	01/07/2017
2	93	at Texas A&M	02/20/2018
3	92	Texas A&M	03/09/2019
	92	[16] Auburn	01/26/2019
	92	at Auburn	02/07/2017
6	91	Georgia	01/18/2020
7	89	Missouri	01/25/2017
8	88	[21] LSU	02/06/2019
	88	LSU	03/04/2017
10	86	Tennessee	02/01/2020

POINTS ALLOWED LOW • SEC OPPONENTS

RANK	PTS	OPPONENT	DATE
1	44	Ole Miss	03/07/2020
2	45	Missouri	01/14/2020
3	46	Arkansas	02/09/2016
4	48	South Carolina	02/24/2021
5	49	Missouri	02/26/2019
6	52	vs. LSU • SEC-T	03/08/2017
7	54	vs. Texas A&M • SEC-T	03/14/2019
8	55	at Vanderbilt	01/19/2019
9	56	at Ole Miss	02/20/2021
	56	[18] Tennessee	01/26/2021
	56	Texas A&M	01/13/2021

MARGIN OF VICTORY • SEC OPPONENTS

RANK	MOV	OPPONENT	DATE
1	+32 • 91-59	Georgia	01/18/2020
	+32 • 78-46	Arkansas	02/09/2016
3	+27 • 72-45	Missouri	01/14/2020
	+27 • 79-52	vs. LSU • SEC-T	03/08/2017
5	+26 • 70-54	vs. Texas A&M • SEC-T	03/14/2019
6	+25 • 69-44	Ole Miss	03/07/2020
7	+21 • 69-48	South Carolina	02/24/2021
8	+19 • 68-49	Missouri	02/26/2019
	+19 • 81-62	Alabama	02/12/2019
10	+18 • 80-62	Vanderbilt	01/16/2018
11	+17 • 79-62	Ole Miss	02/17/2018
	+17 • 95-78	at LSU	01/07/2017
13	+16 • 75-59	at South Carolina	02/06/2021
	+16 • 71-55	at Vanderbilt	01/19/2019
15	+15 • 78-63	[13] Missouri	01/05/2021
	+15 • 76-61	South Carolina	02/23/2019
	+15 • 72-57	Georgia	02/03/2018
	+15 • 89-74	Missouri	01/25/2017

POINTS SCORED LOW • SEC OPPONENTS

RANK	PTS	OPPONENT	DATE
1	45	at Arkansas	02/02/2021
2	46	Ole Miss	01/19/2021
3	48	at Vanderbilt	02/25/2017
4	51	Vanderbilt	02/13/2021
5	52	[15] Florida	02/18/2017

POINTS ALLOWED • SEC OPPONENTS

RANK	PTS	OPPONENT	DATE
1	98	at Auburn	02/07/2017
2	94	LSU	02/10/2021
3	92	[21] LSU	02/06/2019
4	91	at Tennessee	01/21/2017
5	90	at Alabama	01/08/2020

MARGIN OF DEFEAT • SEC OPPONENTS

RANK	MOD	OPPONENT	DATE
1	-29 • 77-48	at Vanderbilt	02/25/2017
2	-27 • 88-61	at Ole Miss	01/31/2017
3	-25 • 83-58	at Ole Miss	02/11/2020
4	-22 • 76-54	[16] Tennessee	02/27/2018
5	-21 • 72-51	Vanderbilt	02/13/2021
	-21 • 90-69	at Alabama	01/08/2020
	-21 • 76-55	at [8] Kentucky	01/22/2019
	-21 • 78-57	at LSU	03/03/2018
9	-20 • 75-55	vs. Alabama • SEC-T	03/09/2017

POINTS SCORED • 1ST HALF • SEC OPPONENTS

RANK	PTS	OPPONENT	DATE
1	52	at LSU	01/07/2017
2	48	LSU	03/04/2017
3	47	[16] Auburn	01/26/2019
4	46	Texas A&M	03/09/2019
5	45	vs. LSU • SEC-T	03/08/2018
6	44	Ole Miss	02/17/2018
7	43	Alabama	02/12/2019
8	42	Georgia	01/18/2020
	42	[21] LSU	02/06/2019
	42	Arkansas	02/09/2016
	42	at Florida	01/19/2016

POINTS ALLOWED LOW • 1ST HALF • SEC OPPONENTS

RANK	PTS	OPPONENT	DATE
1	20	Missouri	01/14/2020
	20	Auburn	03/05/2016
	20	Arkansas	02/09/2016
	20	at Missouri	01/30/2016
5	21	Georgia	02/03/2018

HALFTIME LEAD • SEC OPPONENTS

RANK	HL	OPPONENT	DATE
1	+22 • 42-20	Arkansas	02/09/2016
2	+21 • 44-23	Ole Miss	02/17/2018
3	+20 • 40-20	Missouri	01/14/2020
4	+19 • 52-33	at LSU	01/07/2017
	+19 • 39-20	Auburn	03/05/2016

POINTS SCORED LOW • 1ST HALF • SEC OPPONENTS

RANK	PTS	OPPONENT	DATE
1	20	Alabama	01/03/2017
2	21	No. 6 Alabama	02/27/2021
	21	Ole Miss	01/19/2021
	21	Tennessee	02/04/2017
	21	Georgia	02/13/2016

POINTS ALLOWED • 1ST HALF • SEC OPPONENTS

RANK	PTS	OPPONENT	DATE
1	51	at Ole Miss	01/31/2017
2	48	at Auburn	02/07/2017
3	46	[5] Kentucky	01/17/2017
4	45	Vanderbilt	02/13/2021
	45	at Florida	01/28/2020
	45	[16] Auburn	01/26/2019

HALFTIME DEFICIT • SEC OPPONENTS

RANK	MOD	OPPONENT	DATE
1	-20 • 48-28	at Auburn	02/07/2017
2	-19 • 41-22	at Alabama	01/20/2018
3	-18 • 51-33	at Ole Miss	01/31/2017
4	-15 • 45-30	Vanderbilt	02/13/2021
	-15 • 40-25	[5] Kentucky	02/09/2019

POINTS SCORED • 2ND HALF • SEC OPPONENTS

RANK	PTS	OPPONENT	DATE
1	64	at Auburn	02/07/2017
2	58	Tennessee	02/01/2020
3	52	at Texas A&M	02/20/2018
4	51	[13] Missouri	01/05/2021
5	50	at Auburn	03/02/2019
	50	at Alabama	01/29/2019
	50	Missouri	01/25/2017
8	49	Vanderbilt	02/08/2020
	49	at [15] Kentucky	02/04/2020
	49	Georgia	01/18/2020
	49	at Vanderbilt	02/14/2018

POINTS ALLOWED LOW • 2ND HALF • SEC OPPONENTS

RANK	PTS	OPPONENT	DATE
1	19	Ole Miss	03/07/2020
2	23	Missouri	02/26/2019
3	24	at Texas A&M	03/03/2021
	24	[13] Missouri	01/05/2021
5	25	Missouri	01/14/2020
	25	South Carolina	02/23/2019
	25	[15] Florida	02/18/2017

2ND HALF MARGIN OF VICTORY • SEC OPPONENTS

RANK	MOV	OPPONENT	DATE
1	+27 • 51-24	[13] Missouri	01/05/2021
2	+22 • 47-25	South Carolina	02/23/2019
3	+21 • 49-28	Georgia	01/18/2020
4	+19 • 58-39	Tennessee	02/01/2020
	+19 • 50-31	Missouri	01/25/2017
6	+17 • 43-26	at Florida	01/28/2020
	+17 • 43-26	Tennessee	02/04/2017
8	+16 • 45-29	at Arkansas	02/16/2019
9	+15 • 42-27	vs. LSU • SEC-T	03/08/2017

POINTS SCORED LOW • 2ND HALF • SEC OPPONENTS

RANK	PTS	OPPONENT	DATE
1	20	[16] Tennessee	02/27/2018
2	21	Vanderbilt	02/13/2021
3	22	Texas A&M	01/13/2021
4	23	at Arkansas	02/02/2021
5	24	at Ole Miss	02/11/2020
	24	at Ole Miss	01/06/2018

POINTS ALLOWED • 2ND HALF • SEC OPPONENTS

RANK	PTS	OPPONENT	DATE
1	54	at Tennessee	01/21/2017
2	53	LSU	02/10/2021
3	52	[22] Auburn	01/13/2018
4	51	at Texas A&M	02/22/2020
	51	[8] Auburn	01/04/2020
	51	at Georgia	02/14/2017
7	50	at Ole Miss	02/11/2020
	50	at Auburn	02/07/2017

2ND HALF MARGIN OF DEFEAT • SEC OPPONENTS

RANK	MOD	OPPONENT	DATE
1	-26 • 50-24	at Ole Miss	02/11/2020
2	-19 • 52-33	[22] Auburn	01/13/2018
3	-16 • 41-25	at LSU	03/03/2018
4	-16 • 36-20	[16] Tennessee	02/27/2018
5	-15 • 40-25	at Vanderbilt	02/25/2017

BEN HOWLAND ERA RECORDS • TEAM • SEC OPPONENTS

FIELD GOALS MADE • SEC OPPONENTS

RANK	FGM	OPPONENT	DATE
1	37	Georgia	01/18/2020
2	36	LSU	03/04/2017
3	33	Texas A&M	03/09/2019
	33	at LSU	01/07/2017
	33	Alabama	02/02/2016

FIELD GOALS ATTEMPTS • SEC OPPONENTS

RANK	FGA	OPPONENT	DATE
1	74	Ole Miss	02/21/2017
2	71	at Alabama	01/29/2019
	71	Alabama	02/02/2016
4	69	Kentucky	01/02/2021
	69	at Alabama	01/08/2020
	69	at Missouri	02/10/2018

FIELD GOAL PERCENTAGE • SEC OPPONENTS

RANK	FG%	OPPONENT	DATE
1	61.7 • 37-60	Georgia	01/18/2020
2	60.8 • 31-51	at Vanderbilt	01/09/2021
3	58.8 • 30-51	at Arkansas	02/15/2020
4	58.5 • 31-53	at Vanderbilt	02/14/2018
5	58.3 • 28-48	vs. LSU • SEC-T	03/08/2018
6	57.1 • 28-49	Tennessee	02/01/2020
	57.1 • 32-56	Missouri	01/25/2017
8	56.4 • 31-55	Ole Miss	02/17/2018
9	54.7 • 29-53	Missouri	01/27/2018
10	54.5 • 30-55	Missouri	01/14/2020
	54.5 • 36-66	LSU	03/04/2017

FIELD GOALS MADE • 1ST HALF • SEC OPPONENTS

RANK	FGM	OPPONENT	DATE
1	20	at LSU	01/07/2017
2	19	LSU	03/04/2017
3	18	at Arkansas	02/15/2020
	18	Georgia	01/18/2020
	18	Arkansas	02/09/2016
6	17	Alabama	02/25/2020
	17	Missouri	01/14/2020

FIELD GOAL PERCENTAGE • 1ST HALF • SEC OPPONENTS

RANK	FG%	OPPONENT	DATE
1	64.0 • 16-25	vs. LSU • SEC-T	03/08/2018
2	62.5 • 15-24	at Vanderbilt	01/09/2021
3	62.1 • 18-29	at Arkansas	02/15/2020
4	60.7 • 17-28	Missouri	01/14/2020
5	60.0 • 15-25	[21] LSU	02/06/2019
	60.0 • 18-30	Arkansas	02/09/2016

FIELD GOALS MADE • 2ND HALF • SEC OPPONENTS

RANK	FGM	OPPONENT	DATE
1	21	at Alabama	01/29/2019
2	19	[13] Missouri	01/05/2021
	19	Georgia	01/18/2020
4	18	Tennessee	02/01/2020
	18	vs. [8] Tennessee • SEC-T	03/15/2019
	18	at Vanderbilt	02/14/2018
	18	at Missouri	02/10/2018
	18	Missouri	01/27/2018
	18	at Auburn	02/07/2017
	18	Missouri	01/25/2017
	18	[5] Kentucky	01/17/2017
	18	Tennessee	01/16/2016

FIELD GOAL PERCENTAGE • 2ND HALF • SEC OPPONENTS

RANK	FG%	OPPONENT	DATE
1	69.2 • 18-26	Tennessee	02/01/2020
2	68.4 • 13-19	Texas A&M	01/14/2017
3	67.9 • 19-28	[13] Missouri	01/05/2021
	67.9 • 19-28	Georgia	01/18/2020
5	66.7 • 18-27	at Vanderbilt	02/14/2018
	66.7 • 18-27	Missouri	01/27/2018
7	65.4 • 17-26	South Carolina	02/23/2019

3-POINT FIELD GOALS MADE • SEC OPPONENTS

RANK	3FGM	OPPONENT	DATE
1	16	Texas A&M	03/09/2019
2	13	[16] Auburn	01/26/2019
3	12	at Georgia	12/30/2020
	12	Ole Miss	02/17/2018
	12	Missouri	01/25/2017
	12	at Arkansas	01/10/2017
	12	Ole Miss	01/23/2016
8	11	vs. Texas A&M • SEC-T	03/14/2019
	11	at South Carolina	01/08/2019
	11	at Missouri	02/10/2018
	11	vs. LSU • SEC-T	03/08/2017
	11	[19] South Carolina	02/11/2017
	11	at Auburn	02/07/2017
	11	at LSU	01/07/2017
	11	Auburn	03/05/2016
	11	at South Carolina	01/26/2016

3-POINT FIELD GOAL ATTEMPTS • SEC OPPONENTS

RANK	3FGA	OPPONENT	DATE
1	34	Texas A&M	03/09/2019
2	31	at Missouri	02/10/2018
3	30	at Auburn	03/20/2019
	30	[16] Auburn	01/26/2019
	30	vs. LSU • SEC-T	03/08/2017

3-POINT FIELD GOAL PERCENTAGE • SEC OPPONENTS

RANK	3FG%	OPPONENT	DATE
1	58.8 • 10-17	Florida	01/15/2019
	58.8 • 10-17	vs. LSU • SEC-T	03/08/2018
	58.8 • 10-17	at Vanderbilt	02/14/2018
3	52.6 • 10-19	at South Carolina	02/06/2021
4	52.2 • 12-23	Ole Miss	02/17/2018
	52.2 • 12-23	Missouri	01/25/2017
6	50.0 • 11-22	at LSU	01/07/2017
	50.0 • 12-24	Ole Miss	01/23/2016

FREE THROWS MADE • SEC OPPONENTS

RANK	FTM	OPPONENT	DATE
1	28	South Carolina	02/19/2020
2	27	Arkansas	01/22/2020
	27	at Auburn	02/07/2017
4	25	Tennessee	02/01/2020
5	24	[22] Arkansas	01/02/2018
	24	Texas A&M	01/14/2017
7	23	[16] Auburn	01/26/2019
	23	at Texas A&M	02/20/2018
9	22	at South Carolina	03/03/2020
	22	at Arkansas	01/10/2017
10	20	at Ole Miss	02/11/2020
	20	Arkansas	02/09/2016

FREE THROW ATTEMPTS • SEC OPPONENTS

RANK	FTA	OPPONENT	DATE
1	40	[22] Arkansas	01/02/2018
2	36	South Carolina	02/19/2020
3	34	[16] Auburn	01/26/2019
	34	at Auburn	02/07/2017
5	32	at Arkansas	01/10/2017
6	31	Arkansas	01/22/2020
	31	Tennessee	02/04/2017
8	30	Tennessee	02/01/2020
	30	Texas A&M	01/14/2017

FREE THROW PERCENTAGE • SEC OPPONENTS

RANK	FT%	OPPONENT	DATE
1	93.3 • 14-15	at South Carolina	01/31/2018
2	92.3 • 12-13	vs. LSU • SEC-T	03/08/2017
3	90.5 • 19-21	[13] Missouri	01/05/2021
4	90.0 • 18-20	South Carolina	02/23/2019
5	88.2 • 15-17	at [18] Alabama	01/23/2021
	88.2 • 15-17	at Auburn	01/28/2020
	88.2 • 15-17	Ole Miss	01/23/2016
8	87.5 • 14-16	vs. [13] Tennessee • SEC-T	03/09/2018
	87.5 • 14-16	at [14] Kentucky	01/12/2016
10	87.1 • 27-31	Arkansas	01/22/2020
11	85.7 • 18-21	at LSU	01/11/2020
	85.7 • 12-14	at Vanderbilt	01/19/2019

REBOUNDS • SEC OPPONENTS

RANK	REB	OPPONENT	DATE
1	55	Tennessee	02/04/2017
2	50	Arkansas	02/09/2016
3	49	South Carolina	02/24/2021
	49	at LSU	01/11/2020
	49	Ole Miss	02/21/2017
6	47	Florida	01/16/2021
7	46	at South Carolina	02/06/2021
	46	Kentucky	01/02/2021
	46	[8] Auburn	01/04/2020
9	45	at Ole Miss	01/06/2018
10	44	at Texas A&M	02/20/2018

REBOUNDING MARGIN • SEC OPPONENTS

RANK	RM	OPPONENT	DATE
1	+25 • 49-24	South Carolina	02/24/2021
2	+21 • 47-26	Florida	01/16/2021
3	+20 • 41-21	at Auburn	03/02/2019
4	+18 • 40-22	Georgia	01/18/2020
	+18 • 49-31	at LSU	01/11/2020
6	+17 • 37-20	Georgia	02/03/2018
7	+16 • 46-30	at South Carolina	02/06/2021
8	+15 • 37-22	[13] Missouri	01/05/2021

REBOUNDING DEFICIT • SEC OPPONENTS

RANK	RD	OPPONENT	DATE
1	-25 • 51-26	at South Carolina	01/26/2016
2	-17 • 50-33	vs. [13] Tennessee • SEC-T	03/09/2018
	-17 • 43-26	Alabama	01/03/2017
4	-15 • 38-23	Texas A&M	01/14/2017
5	-14 • 49-35	at Tennessee	01/21/2017

ASSISTS • SEC OPPONENTS

RANK	ASST	OPPONENT	DATE
1	22	Texas A&M	03/09/2019
2	21	Georgia	01/18/2020
	21	LSU	03/04/2017
4	20	[16] Auburn	01/26/2019
	20	Vanderbilt	01/16/2018
	20	South Carolina	02/27/2016
7	19	at Texas A&M	02/22/2020
	19	Florida	01/15/2019
	19	at Texas A&M	02/20/2018
10	18	at Texas A&M	03/03/2021
	18	LSU	02/10/2021
	18	at Vanderbilt	02/14/2018
	18	Tennessee	01/16/2016

STEALS • SEC OPPONENTS

RANK	STL	OPPONENT	DATE
1	15	Alabama	02/12/2019
2	14	at Arkansas	02/16/2019
3	13	at [18] Alabama	01/23/2021
	13	South Carolina	02/24/2018
	13	Ole Miss	02/21/2017
	13	South Carolina	02/27/2016
7	12	vs. LSU • SEC-T	03/08/2017
	12	at Ole Miss	03/02/2016
9	11	[21] LSU	02/06/2019
	11	[16] Auburn	01/26/2019
	11	Texas A&M	01/14/2017
	11	at Florida	01/19/2016

BLOCKS • SEC OPPONENTS

RANK	BLK	OPPONENT	DATE
1	12	[8] Auburn	01/04/2020
	12	at South Carolina	01/26/2016
3	10	South Carolina	02/23/2019
4	9	at South Carolina	01/08/2019
	9	Arkansas	02/09/2016
6	8	at Texas A&M	03/03/2021
	8	Alabama	02/25/2020
	8	Vanderbilt	02/08/2020
	8	Missouri	02/26/2019
	8	vs. [13] Tennessee • SEC-T	03/09/2018
	8	vs. LSU • SEC-T	03/08/2018
	8	[22] Auburn	01/13/2018
	8	[22] Arkansas	01/02/2018

TURNOVERS • SEC OPPONENTS

RANK	TO	OPPONENT	DATE
1	26	at Arkansas	02/02/2021
2	22	South Carolina	02/19/2020
	22	Ole Miss	02/21/2017
4	21	South Carolina	02/24/2021
	21	at South Carolina	02/06/2021
6	20	at South Carolina	02/28/2017

BEN HOWLAND ERA RECORDS - INDIVIDUAL

POINTS SCORED - ALL GAMES

RANK	PTS	PLAYER	OPPONENT	DATE
1	35	Tyson Carter	North Dakota State	11/30/2017
2	32	D.J. Stewart Jr.	vs. Dayton	12/12/2020
3	31	Quinnndary Weatherspoon	at Georgia	02/20/2019
4	29	D.J. Stewart Jr.	at South Carolina	02/06/2021
	29	Quinnndary Weatherspoon	Missouri	01/25/2017
6	28	Tyson Carter	Sam Houston State	11/08/2019
	28	Aric Holman	BYU	12/29/2018
	28	Lamar Peters	vs. Clemson	12/08/2018
	28	Gavin Ware	at Ole Miss	03/02/2016
	28	Gavin Ware	Alabama	02/02/2016
11	27	D.J. Stewart Jr.	at [18] Alabama	01/23/2021
	27	Tolu Smith	Florida	01/16/2021
	27	Reggie Perry	at Florida	01/28/2020
	27	Quinnndary Weatherspoon	vs. Liberty • NCAA-T	03/22/2019
	27	Quinnndary Weatherspoon	LSU	02/06/2019
	27	Quinnndary Weatherspoon	at Ole Miss	02/02/2019
	27	Quinnndary Weatherspoon	[16] Auburn	01/26/2019
	27	Quinnndary Weatherspoon	BYU	12/29/2018
	27	Lamar Peters	McNeese State	12/04/2018
	27	Quinnndary Weatherspoon	Morehead State	12/22/2016
21	26	Tyson Carter	at Arkansas	02/15/2020
	26	Reggie Perry	Arkansas	01/22/2020
	26	Reggie Perry	Kent State	12/30/2019
	26	Gavin Ware	Eastern Washington	11/13/2015
25	25	Reggie Perry	Vanderbilt	02/08/2020
	25	Quinnndary Weatherspoon	at Auburn	03/02/2019
	25	Tyson Carter	Stephen F. Austin • SFA	11/22/2017
	25	Quinnndary Weatherspoon	at Auburn	02/07/2017
	25	Lamar Peters	[5] Kentucky	01/17/2017
	25	Quinnndary Weatherspoon	at Arkansas	01/10/2017
	25	Quinnndary Weatherspoon	Missouri-Kansas City • UMKC	12/29/2016
	25	Quinnndary Weatherspoon	vs. Boise State	11/18/2016
	25	Malik Newman	Ole Miss	01/23/2016
	25	Gavin Ware	vs. Missouri State	11/22/2015
	25	I.J. Ready	Eastern Washington	11/13/2015
36	24	Tolu Smith	LSU	02/10/2021
	24	Iverson Molinar	at Vanderbilt	01/09/2021
	24	D.J. Stewart	[13] Missouri	01/05/2021
	24	Iverson Molinar	at Georgia	12/30/2020
	24	Tyson Carter	at South Carolina	03/03/2020
	24	Reggie Perry	at Ole Miss	02/11/2020
	24	Reggie Perry	Tennessee	02/01/2020
	24	Lamar Peters	vs. LSU • SEC-T	03/08/2018
	24	Lamar Peters	Georgia State	12/04/2016
	24	Quinnndary Weatherspoon	Vanderbilt	02/16/2016
	24	Craig Sword	at [21] Texas A&M	02/24/2016
47	23	D.J. Stewart Jr.	Texas State	11/30/2020
	23	Reggie Perry	Missouri	01/14/2020
	23	Tyson Carter	Florida International	11/05/2019
	23	Aric Holman	North Florida • UNF	12/30/2017
	23	Lamar Peters	at Auburn	02/07/2017
	23	Lamar Peters	Missouri	01/25/2017
	23	Quinnndary Weatherspoon	Tennessee	01/16/2016
54	22	Reggie Perry	Ole Miss	03/07/2020
	22	Reggie Perry	Georgia	01/18/2020
	22	Tyson Carter	vs. [17] Villanova	11/22/2019
	22	Tyson Carter	Missouri	02/26/2019
	22	Quinnndary Weatherspoon	at Arkansas	02/16/2019
	22	Lamar Peters	Alabama	02/12/2019
	22	Aric Holman	vs. Arizona State	11/19/2018
	22	Quinnndary Weatherspoon	Hartford	11/11/2018
	22	Lamar Peters	vs. [13] Tennessee • SEC-T	03/09/2018
	22	Lamar Peters	at Missouri	02/10/2018
	22	Nick Weatherspoon	[22] Arkansas	01/02/2018
	22	Quinnndary Weatherspoon	[22] Arkansas	01/02/2018
	22	Quinnndary Weatherspoon	North Georgia	12/09/2017
	22	Tyson Carter	[19] South Carolina	02/11/2017
	22	Quinnndary Weatherspoon	Norfolk State	11/11/2016
	22	Gavin Ware	UT Martin	11/28/2015
70	21	Iverson Molinar	Jackson State	12/08/2020
	21	Reggie Perry	Alabama	02/25/2020
	21	Nick Weatherspoon	Vanderbilt	02/08/2020

RANK	PTS	PLAYER	OPPONENT	DATE
	21	Reggie Perry	[8] Auburn	01/04/2020
	21	Iverson Molinar	vs. Tulane	11/21/2019
	21	Robert Woodard II	New Orleans	11/17/2019
	21	Lamar Peters	vs. Liberty • NCAA-T	03/22/2019
	21	Lamar Peters	Texas A&M	03/09/2019
	21	Tyson Carter	at Auburn	03/02/2019
	21	Reggie Perry	South Carolina	02/23/2019
	21	Reggie Perry	at Ole Miss	02/02/2019
	21	Quinnndary Weatherspoon	at Dayton	11/30/2018
	21	Quinnndary Weatherspoon	Long Beach State	11/16/2018
	21	Quinnndary Weatherspoon	Austin Peay	11/09/2018
	21	Quinnndary Weatherspoon	Little Rock	12/20/2017
	21	Aric Holman	UT Martin	12/16/2017
	21	Quinnndary Weatherspoon	UT Martin	12/16/2017
	21	Quinnndary Weatherspoon	Oregon State	12/01/2016
	21	Gavin Ware	Arkansas	02/09/2016
	21	Gavin Ware	Tennessee	01/16/2016
	21	Craig Sword	at Arkansas	01/09/2016
93	20	Tolu Smith	at Auburn	03/06/2021
	20	Derek Fountain	LSU	02/10/2021
	20	Iverson Molinar	Iowa State	01/30/2021
	20	Iverson Molinar	[13] Missouri	01/05/2021
	20	Iverson Molinar	vs. Dayton	12/12/2020
	20	Tolu Smith	vs. Liberty	11/26/2020
	20	D.J. Stewart Jr.	vs. Liberty	11/26/2020
	20	D.J. Stewart Jr.	Tennessee	02/01/2020
	20	Nick Weatherspoon	at Alabama	01/08/2020
	20	Tyson Carter	Louisiana Tech	12/05/2019
	20	Aric Holman	vs. [8] Tennessee • SEC-T	03/15/2019
	20	Quinnndary Weatherspoon	Texas A&M	03/09/2019
	20	Quinnndary Weatherspoon	Missouri	02/26/2019
	20	Quinnndary Weatherspoon	Alabama	02/12/2019
	20	Aric Holman	at South Carolina	01/08/2019
	20	Quinnndary Weatherspoon	vs. Clemson	12/08/2018
	20	Lamar Peters	Georgia	02/03/2018
	20	Quinnndary Weatherspoon	Missouri	01/27/2018
	20	Tyson Carter	Dayton	12/03/2017
	20	Quinnndary Weatherspoon	Stephen F. Austin • SFA	11/22/2017
	20	I.J. Ready	Ole Miss	02/21/2017
	20	I.J. Ready	Lehigh	11/25/2016
	20	I.J. Ready	at South Carolina	01/26/2016
	20	I.J. Ready	at Florida	01/19/2016
	20	Craig Sword	at Kentucky	01/12/2016
	20	Malik Newman	vs Northern Colorado	12/23/2015
	20	Craig Sword	at Florida State • FSU	12/16/2015
	20	Craig Sword	vs Miami • Florida	11/19/2015

FIELD GOALS MADE - ALL GAMES

RANK	FGM	PLAYER	OPPONENT	DATE
1	13	D.J. Stewart Jr.	vs. Dayton	12/12/2020
2	12	Tyson Carter	North Dakota State	11/30/2017
	12	Gavin Ware	Alabama	02/02/2016
	12	Gavin Ware	vs Missouri State	11/22/2015
5	11	Tolu Smith	Florida	01/16/2021
	11	Quinnndary Weatherspoon	at Georgia	02/20/2019
	11	Quinnndary Weatherspoon	LSU	02/06/2019
	11	Aric Holman	BYU	12/29/2018
	11	Quinnndary Weatherspoon	Missouri	01/25/2017
	11	Gavin Ware	at Ole Miss	03/02/2016
	11	Gavin Ware	Eastern Washington	11/13/2015
12	10	Tolu Smith	LSU	02/10/2021
	10	D.J. Stewart Jr.	at South Carolina	02/06/2021
	10	D.J. Stewart Jr.	[13] Missouri	01/05/2021
	10	Iverson Molinar	vs. Dayton	12/12/2020
	10	Quinnndary Weatherspoon	Austin Peay	11/09/2018
	10	Aric Holman	North Florida • UNF	12/30/2017
	10	Quinnndary Weatherspoon	Morehead State	12/22/2016
	10	Gavin Ware	vs Miami • Florida	11/19/2015

BEN HOWLAND ERA RECORDS - INDIVIDUAL

FIELD GOAL ATTEMPTS - ALL GAMES

RANK	FGA	PLAYER	OPPONENT	DATE
1	23	Iverson Molinar	vs. Dayton	12/12/2020
2	22	D.J. Stewart Jr.	vs. Dayton	12/12/2020
3	21	D.J. Stewart Jr.	at [18] Alabama	01/23/2021
	21	Iverson Molinar	Kentucky	01/02/2021
5	20	D.J. Stewart Jr.	at Georgia	12/30/2020
	20	Quinnndary Weatherspoon	[15] Florida	02/18/2017

FIELD GOAL PERCENTAGE - ALL GAMES - MIN - 5 FGM

RANK	FG%	PLAYER	OPPONENT	DATE
1	100.0 - 7-7	Nick Weatherspoon	Ole Miss	02/17/2018
	100.0 - 6-6	Abdul Ado	at Vanderbilt	02/14/2018
	100.0 - 6-6	Quinnndary Weatherspoon	UT Martin	11/28/2015
	100.0 - 5-5	Abdul Ado	Florida	01/16/2021
	100.0 - 5-5	Abdul Ado	vs. Liberty	11/26/2020
	100.0 - 5-5	Iverson Molinar	Kent State	12/30/2019
	100.0 - 5-5	KeyShawn Feazell	North Georgia	12/09/2017
	100.0 - 5-5	Aric Holman	North Georgia	12/09/2017
	100.0 - 5-5	Schnider Herard	at Alabama	01/28/2017
10	90.9 - 10-11	Tolu Smith	LSU	02/10/2021

3-POINT FIELD GOALS MADE - ALL GAMES

RANK	3FGM	PLAYER	OPPONENT	DATE
1	8	Lamar Peters	vs. Clemson	12/08/2018
	8	Lamar Peters	McNeese State	12/04/2018
3	7	Lamar Peters	Missouri	01/25/2017
	7	Malik Newman	Ole Miss	01/23/2016
5	6	Tyson Carter	Texas A&M	03/09/2019
	6	Tyson Carter	at Auburn	03/02/2019
	6	Tyson Carter	Dayton	12/03/2017
	6	Tyson Carter	North Dakota State	11/30/2017
	6	Quinnndary Weatherspoon	at Arkansas	01/10/2017
	6	Lamar Peters	Georgia State	12/04/2016

3-POINT FIELD GOAL ATTEMPTS - ALL GAMES

RANK	3FGA	PLAYER	OPPONENT	DATE
1	14	Tyson Carter	at Auburn	03/02/2019
2	13	Tyson Carter	Louisiana Tech	12/05/2019
	13	Lamar Peters	McNeese State	12/04/2018
4	11	Lamar Peters	vs. Clemson	12/08/2018
	11	Lamar Peters	Missouri	01/25/2017

3-POINT FIELD GOAL PERCENTAGE - ALL GAMES - MIN - 4 FGM

RANK	3FG%	PLAYER	OPPONENT	DATE
1	100.0 - 5-5	Aric Holman	vs. [8] Tennessee - SEC-T	03/15/2019
	100.0 - 5-5	Xavian Stapleton	at Vanderbilt	02/14/2018
	100.0 - 4-4	Quinnndary Weatherspoon	North Georgia	12/09/2017
	100.0 - 4-4	Quinnndary Weatherspoon	vs. Southern Miss - USM	12/19/2016
5	85.7 - 6-7	Quinnndary Weatherspoon	at Arkansas	01/10/2017

FREE THROWS MADE - ALL GAMES

RANK	FTM	PLAYER	OPPONENT	DATE
1	14	Reggie Perry	Arkansas	01/22/2020
	14	Quinnndary Weatherspoon	Wofford	12/19/2018
3	13	Quinnndary Weatherspoon	vs. Liberty - NCAA-T	03/22/2019
4	12	Reggie Perry	Tennessee	02/01/2020
5	11	Quinnndary Weatherspoon	[16] Auburn	01/26/2019
	11	Quinnndary Weatherspoon	Stephen F. Austin - SFA	11/22/2017
	11	Lamar Peters	Texas A&M	01/14/2017
8	10	Reggie Perry	Kent State	12/30/2019
	10	Lamar Peters	at Auburn	02/07/2017

FREE THROW ATTEMPTS - ALL GAMES

RANK	FTA	PLAYER	OPPONENT	DATE
1	16	Quinnndary Weatherspoon	vs. Liberty - NCAA-T	03/22/2019
	16	Reggie Perry	LSU	02/06/2019
3	15	Reggie Perry	Tennessee	02/01/2020
	15	Reggie Perry	Arkansas	01/22/2020
	15	Quinnndary Weatherspoon	Wofford	12/19/2018

FREE THROW PERCENTAGE - ALL GAMES - MIN - 7 FTM

RANK	FT%	PLAYER	OPPONENT	DATE
1	100.0 - 11-11	Quinnndary Weatherspoon	[16] Auburn	01/26/2019
	100.0 - 11-11	Lamar Peters	Texas A&M	01/14/2017
	100.0 - 9-9	E.J. Datcher	Alabama State	11/10/2017
	100.0 - 9-9	Gavin Ware	Arkansas	02/09/2016
	100.0 - 8-8	Iverson Molinar	at [18] Alabama	01/23/2021
	100.0 - 7-7	D.J. Stewart Jr.	at [18] Alabama	01/23/2021
	100.0 - 7-7	Tyson Carter	Radford	12/18/2019
	100.0 - 7-7	Reggie Perry	Missouri	02/26/2019
	100.0 - 7-7	Reggie Perry	South Carolina	02/23/2019
	100.0 - 7-7	Quinnndary Weatherspoon	BYU	12/29/2018
	100.0 - 7-7	Quinnndary Weatherspoon	vs. LSU - SEC-T	03/08/2017
12	93.3 - 14-15	Reggie Perry	Arkansas	01/22/2020
	93.3 - 14-15	Quinnndary Weatherspoon	Wofford	12/19/2018

REBOUNDS - ALL GAMES

RANK	REB	PLAYER	OPPONENT	DATE
1	17	Reggie Perry	Kent State	12/30/2019
2	16	Reggie Perry	at South Carolina	03/03/2020
	16	Robert Woodard II	New Orleans	11/17/2019
4	15	Reggie Perry	at LSU	01/11/2020
	15	Schnider Herard	Tennessee	02/04/2017
6	14	Tolu Smith	Florida	01/16/2021
	14	Reggie Perry	Ole Miss	03/07/2020
	14	Reggie Perry	Louisiana Tech	12/05/2019
	14	Reggie Perry	Louisiana-Monroe - ULM	11/14/2019
	14	Reggie Perry	Sam Houston State	11/08/2019
	14	Reggie Perry	at Auburn	03/02/2019
	14	Reggie Perry	Long Beach State	11/16/2018
	14	Quinnndary Weatherspoon	at Louisville - NIT	03/20/2018
	14	Aric Holman	Vanderbilt	01/16/2018
	14	Quinnndary Weatherspoon	at Missouri	01/30/2016

ASSISTS - ALL GAMES

RANK	ASST	PLAYER	OPPONENT	DATE
1	14	Lamar Peters	Nebraska - NIT	03/14/2018
2	13	I.J. Ready	at South Carolina	02/28/2017
3	11	I.J. Ready	vs Northern Colorado	12/23/2015
	11	I.J. Ready	vs Missouri State	11/22/2015
5	10	Tyson Carter	vs. Coastal Carolina	11/24/2019
	10	Lamar Peters	[16] Auburn	01/26/2019
	10	Lamar Peters	at Baylor - NIT	03/18/2018
	10	Quinnndary Weatherspoon	North Dakota State	11/30/2017

STEALS - ALL GAMES

RANK	STL	PLAYER	OPPONENT	DATE
1	6	Tyson Carter	Florida International	11/06/2019
	6	Lamar Peters	Missouri	02/26/2019
	6	Quinnndary Weatherspoon	at Arkansas	02/16/2019
	6	Quinnndary Weatherspoon	Hartford	11/11/2018
4	5	D.J. Stewart Jr.	at Arkansas	02/02/2021
	5	Lamar Peters	Texas A&M	01/14/2017
	5	I.J. Ready	at Arkansas	01/10/2017
	5	I.J. Ready	Oregon State	12/01/2016
	5	I.J. Ready	Northwestern State	11/28/2016
	5	I.J. Ready	South Carolina	02/27/2016

BLOCKS - ALL GAMES

RANK	BLK	PLAYER	OPPONENT	DATE
1	9	Abdul Ado	[8] Auburn	01/04/2020
2	6	Abdul Ado	South Carolina	02/23/2019
3	5	Abdul Ado	at Texas A&M	03/03/2021
	5	Abdul Ado	North Texas	12/04/2020
	5	Abdul Ado	Sam Houston State	11/08/2019
	5	Abdul Ado	Missouri	02/26/2019
	5	Aric Holman	at South Carolina	01/08/2019
	5	Abdul Ado	Stephen F. Austin - SFA	11/22/2017
	5	Aric Holman	Northwestern State	11/28/2016
	5	Aric Holman	Norfolk State	11/11/2016

PLAYER CAREER STATS

NO. 0 JALEN JOHNSON - 2016-17 - FRESHMAN - SAINT LOUIS

OPPONENT	GS	PTS	REB	ASST	BLK	STL
Ball State	10	3	1	0	0	1
Southern Utah	4	2	0	0	0	1
Eastern Illinois	5	3	0	2	1	1
vs. Brigham Young • BYU	3	1	0	0	0	0
vs. Alabama	8	2	1	0	0	0
Samford	7	4	0	1	0	0
Kansas State	4	2	0	0	0	1
at Wichita State	5	5	0	0	0	0
Chicago State	4	3	1	0	0	1
at SIU • Carbondale	3	0	0	0	0	0
SIU • Edwardsville	2	2	1	0	0	0
Winthrop	13	4	1	1	1	1
Rhode Island • URI	4	5	0	0	1	1
at La Salle	0	2	2	0	0	0
Davidson	9	4	1	0	0	0
at Duquesne	• 9	3	1	0	0	0
at George Mason	• 17	10	2	0	1	1
St. Bonaventure	• 8	3	1	0	0	0
at Dayton	• 6	5	0	0	0	0
Massachusetts • UMass	• 14	9	0	1	2	2
at George Washington • GW	• 6	4	1	0	2	2
George Mason	• 8	8	0	1	0	0
North Carolina A&T	• 6	4	2	0	3	3
at St. Bonaventure	• 5	6	0	0	2	2
Duquesne	• 15	7	3	4	0	0
Dayton	• 3	4	2	0	2	2
at Fordham	• 8	3	2	0	2	2
at Va. Commonwealth • VCU	• 17	7	0	2	1	1
Saint Joseph's	• 17	10	0	2	1	1
La Salle	• 4	10	1	1	0	0
at Richmond	• 0	6	1	0	0	0
vs. Duquesne	• 9	4	1	1	0	0
vs. George Washington • GW	• 16	4	0	1	0	0
TOTALS	18	249	149	25	17	23

NO. 0 JALEN JOHNSON - 2017-18 - SOPHOMORE - SAINT LOUIS

OPPONENT	GS	PTS	REB	ASST	BLK	STL
Seattle	• 4	3	1	1	1	1
Rockhurst	• 14	2	2	1	1	1
vs. Virginia Tech	• 7	5	1	0	0	0
vs. Providence	• 2	2	0	0	0	1
Detroit	• 24	3	1	0	0	0
Western Michigan	• 10	4	1	1	0	0
at Butler	• 3	3	0	0	0	0
SIU • Carbondale	• 12	4	0	1	0	0
Houston	• 5	1	1	1	0	0
Murray State	• 10	14	2	1	1	1
at Oregon State [PDX]	• 8	7	0	1	0	0
Campbell	• 17	3	2	1	0	0
Southeast Missouri State	• 3	3	2	0	0	0
at La Salle	• 10	5	0	3	2	2
at Davidson	• 9	4	1	0	0	2
Richmond	• 9	2	1	1	0	0
Rhode Island • URI	• 10	7	0	0	0	0
at George Mason	• 10	5	0	1	1	1
Duquesne	4	2	0	0	0	1
at Massachusetts • UMass	5	3	2	1	0	0
Va. Commonwealth • VCU	0	2	0	0	0	0
Dayton	16	1	0	1	0	0
at Saint Joseph's	11	4	0	0	0	0
Fordham	14	1	1	0	0	0
at St. Bonaventure	9	3	0	0	0	0
La Salle	0	1	0	0	0	0
at Richmond	• 7	3	0	0	0	0
at Dayton	• 2	8	0	0	0	0
George Washington • GW	• 20	6	0	2	0	0
at Duquesne	• 18	3	0	2	1	1
St. Bonaventure	0	6	1	0	0	0
vs. George Washington • GW	• 18	3	1	2	1	1
vs. Davidson	• 10	4	2	0	0	0
TOTALS	24	301	127	22	21	12

NO. 0 JALEN JOHNSON - 2019-20 - RS JUNIOR - LOUISIANA-LAFAYETTE

OPPONENT	GS	PTS	REB	ASST	BLK	STL
Loyola • New Orleans	• 22	9	0	1	1	1
McNeese State	• 21	7	0	5	3	3
at Texas Christian • TCU	• 21	4	1	0	0	0
Youngstown State	• 16	10	1	0	2	2
at Wyoming	• 8	4	0	0	0	0
vs. Detroit	• 18	6	1	0	0	0
vs. UC Irvine • UCI	• 10	5	1	0	0	0
Southeastern Louisiana	• 26	10	2	0	0	0
at Arizona State	• 8	5	0	0	1	1
at Louisiana Tech	• 13	9	0	0	1	1
at Arkansas State	• 10	6	0	0	1	1
Little Rock • UALR	• 26	9	1	0	0	0
UC Santa Barbara	• 12	3	0	1	1	1
South Alabama	• 4	4	0	1	0	0
Troy	• 0	4	1	0	1	1
at Appalachian State	• 13	10	1	0	0	0
at Georgia State	• 12	7	0	0	0	0
at Georgia Southern	• 15	6	2	0	1	1
Texas-Arlington • UTA	• 23	8	1	0	0	0
Texas State	• 18	7	0	1	2	2
Louisiana-Monroe • ULM	• 27	7	2	3	2	2
at Texas-Arlington • UTA	• 15	13	1	0	0	0
at Texas State	• 12	6	0	2	1	1
Georgia State	• 17	10	1	1	0	0
Georgia Southern	• 14	3	2	0	0	0
at South Alabama	• 19	6	0	1	1	1
at Troy	• 20	5	2	2	2	2
at Louisiana-Monroe • ULM	• 15	9	2	0	1	1
Arkansas State	• 12	4	0	0	1	1
at Little Rock • UALR	• 8	3	1	0	0	0
Coastal Carolina	• 19	5	1	2	1	1
Arkansas State [SBT]	• 16	10	0	1	0	0
at Georgia Southern [SBT]	• 21	5	1	0	2	2
TOTALS	33	511	219	25	21	25

NO. 0 JALEN JOHNSON - 2020-21 - RS SENIOR - MSU

OPPONENT	GS	PTS	REB	ASST	BLK	STL
vs. Clemson	5	2	1	0	0	0
vs. Liberty	7	4	2	0	0	0
Texas State	6	4	1	0	0	0
North Texas	10	2	0	0	0	0
Jackson State	3	2	0	1	0	0
vs. Dayton	0	0	0	0	0	0
Central Arkansas	• 15	3	0	1	0	0
Mississippi Valley State	• 10	3	0	0	1	1
at Georgia	• 12	5	0	0	0	0
Kentucky	• 14	2	2	0	0	0
No. 13 Missouri	• 3	2	0	0	0	0
at Vanderbilt	• 10	2	0	1	1	1
Texas A&M	• 6	2	1	0	1	1
Florida	• 3	0	2	0	2	2
Ole Miss	• 3	3	0	1	1	1
at No. 18 Alabama	• 0	0	0	0	0	0
at No. 18 Tennessee	0	1	0	0	1	1
Iowa State	5	0	0	0	0	0
at Arkansas	6	1	0	0	0	0
at South Carolina	DNP					
LSU	DNP					
Vanderbilt	0	0	0	0	0	0
at Ole Miss	0	0	1	0	0	0
South Carolina	0	0	0	0	0	0
No. 6 Alabama	• 7	3	0	0	0	0
at Texas A&M	0	0	0	0	0	0
at Auburn	DNP					
vs. Kentucky						
TOTALS	11	125	41	10	4	7

NO. 5 IVERSON MOLINAR - 2019-20 - FRESHMAN

OPPONENT	GS	PTS	REB	ASST	BLK	STL
Florida International	• 14	2	2	0	0	0
Sam Houston State	• 2	1	5	1	0	0
Louisiana-Monroe	• 10	2	1	0	0	0
New Orleans	• 10	1	3	1	0	0
vs. Tulane	• 21	2	5	0	0	0
vs. No. 17 Villanova	• 9	1	3	0	1	1
at Coastal Carolina	• 6	2	2	0	0	0
Louisiana Tech	• 7	0	4	0	0	0
vs. Kansas State	8	0	0	0	0	0
Radford	3	0	2	2	0	0
vs. New Mexico State	3	0	0	0	0	0
Kent State	16	3	4	0	0	0
No. 8 Auburn	4	1	0	0	1	1
at Alabama	7	1	1	0	0	0
at LSU	3	1	0	0	0	0
Missouri	4	1	1	0	1	1
Georgia	6	2	1	0	0	0
Arkansas	8	0	0	0	0	0
at Oklahoma [OKC]	4	2	1	0	0	0
at Florida	0	0	0	0	0	0
Tennessee	2	0	0	0	0	0
at No. 15 Kentucky	0	0	0	0	0	0
Vanderbilt	2	2	1	0	0	0
at Ole Miss	0	0	0	0	0	0
at Arkansas	8	1	1	0	0	0
South Carolina	3	1	0	0	0	0
at Texas A&M	5	1	1	0	0	3
Alabama	7	1	0	0	0	0
at Missouri	5	1	0	0	0	1
at South Carolina	3	2	2	0	1	1
Ole Miss	4	1	0	0	0	0
TOTALS	8	184	32	40	4	8

NO. 1 IVERSON MOLINAR - 2020-21 - SOPHOMORE

OPPONENT	GS	PTS	REB	ASST	BLK	STL
vs. Clemson	DNP					
vs. Liberty	DNP					
Texas State	DNP					
North Texas	• 15	5	2	0	1	1
Jackson State	• 21	5	4	0	1	1
vs. Dayton	• 20	3	7	1	2	2
Central Arkansas	• 14	3	1	0	2	2
Mississippi Valley State	• 18	5	5	1	2	2
at Georgia	• 24	3	3	0	0	0
Kentucky	• 17	5	5	0	1	1
No. 13 Missouri	• 20	3	2	0	0	0
at Vanderbilt	• 24	8	1	0	4	4
Texas A&M	• 16	2	4	0	1	1
Florida	• 13	6	3	0	0	0
Ole Miss	• 7	6	3	0	1	1
at No. 18 Alabama	• 19	2	1	0	3	3
at No. 18 Tennessee	• 16	3	1	0	1	1
Iowa State	• 20	3	1	0	0	0
at Arkansas	• 6	3	3	0	0	0
at South Carolina	• 16	4	4	0	0	0
LSU	• 16	0	4	0	0	0
Vanderbilt	• 19	6	1	0	2	2
at Ole Miss	• 17	3	0	0	2	2
South Carolina	9	1	1	0	1	1
No. 6 Alabama	• 11	6	0	1	0	0
at Texas A&M	• 18	5	3	0	1	1
at Auburn	• 17	5	2	0	0	0
vs. Kentucky						
TOTALS	23	393	95	61	3	25

PLAYER CAREER STATS

NO. 2 JAVIAN DAVIS • 2019-20 • RS FRESHMAN • ALABAMA

OPPONENT	GS	PTS	REB	ASST	BLK	STL
Pennsylvania • Penn	2	2	0	0	0	0
Florida Atlantic • FAU	• 19	9	2	0	1	1
at Rhode Island • URI	• 11	7	1	0	0	0
Furman	• 10	5	0	1	1	1
vs. No. 6 North Carolina	• 5	5	1	0	2	2
vs. Iowa State	7	5	2	0	0	0
vs. Southern Miss • USM	• 6	4	1	0	3	3
Stephen F. Austin • SFA	• 11	2	0	0	2	2
at No. 21 Penn State	• 8	4	0	0	0	0
at Samford	• 6	5	1	2	2	2
vs. Belmont	12	6	0	0	0	0
Richmond	• 2	2	1	0	0	0
at Florida	0	4	0	0	0	0
Mississippi State	4	4	1	1	0	0
at No. 14 Kentucky	4	3	0	1	1	1
No. 4 Auburn	1	3	1	0	0	0
Missouri	2	1	0	0	0	0
at Vanderbilt	2	7	0	3	1	1
Kansas State	0	0	0	0	1	1
at No. 22 LSU	5	1	0	1	0	0
Arkansas	• 11	2	1	3	0	0
Tennessee	• 8	3	0	1	1	1
at Georgia	• 13	8	0	0	1	1
at No. 11 Auburn	• 0	3	0	0	0	0
No. 25 LSU	0	1	0	0	0	0
Texas A&M	0	0	0	0	1	1
at Ole Miss	10	4	1	0	0	0
at Mississippi State	2	3	0	0	0	0
South Carolina	• 20	10	1	0	1	1
Vanderbilt	3	3	0	0	1	1
at Missouri	2	2	0	0	0	0
TOTALS	14	186	118	14	13	19

NO. 2 JAVIAN DAVIS • 2020-21 • RS SOPHOMORE • MSU

OPPONENT	GS	PTS	REB	ASST	BLK	STL
vs. Clemson	3	7	0	0	0	1
vs. Liberty	0	3	2	0	0	0
Texas State	7	8	0	1	0	0
North Texas	2	3	1	1	0	0
Jackson State	11	5	1	0	1	1
vs. Dayton	2	7	0	0	1	1
Central Arkansas	9	8	0	0	0	0
Mississippi Valley State	4	3	1	0	1	1
at Georgia	2	4	1	0	0	0
Kentucky	5	7	2	0	1	1
No. 13 Missouri	DNP					
at Vanderbilt	DNP					
Texas A&M	DNP					
Florida	DNP					
Ole Miss	2	2	1	1	1	2
at No. 18 Alabama	2	4	0	1	0	0
at No. 18 Tennessee	0	1	0	0	0	0
Iowa State	2	6	0	1	0	0
at Arkansas	0	3	1	0	0	0
at South Carolina	0	1	0	0	0	0
LSU	0	1	1	0	0	0
Vanderbilt	1	2	1	0	0	0
at Ole Miss	4	0	1	0	0	0
South Carolina	4	5	2	0	2	2
No. 6 Alabama	0	0	0	0	0	0
at Texas A&M	0	0	0	0	0	0
at Auburn	0	0	0	0	0	0
vs. Kentucky						
TOTALS	0	60	80	15	5	9

NO. 3 D.J. STEWART JR. • 2019-20 • RS FRESHMAN

OPPONENT	GS	PTS	REB	ASST	BLK	STL
Florida International • FIU	8	2	2	0	3	3
Sam Houston State	15	1	2	0	1	1
Louisiana-Monroe • ULM	10	5	0	0	1	1
New Orleans	13	0	1	0	0	0
vs. Tulane	5	3	3	0	1	1
vs. No. 17 Villanova	8	4	0	0	1	1
at Coastal Carolina	11	2	2	2	0	1
Louisiana Tech	7	1	3	0	1	1
vs. Kansas State	• 10	1	2	1	2	2
Radford	• 10	3	3	0	0	0
vs. New Mexico State	0	0	4	0	1	1
Kent State	12	2	2	0	1	1
No. 8 Auburn	3	2	0	0	0	0
at Alabama	2	3	1	0	0	0
at LSU	9	1	0	0	1	1
Missouri	• 0	1	2	0	1	1
Georgia	• 2	1	1	1	2	2
Arkansas	• 14	4	0	2	1	1
at Oklahoma • OU [OKC]	• 12	8	2	0	0	0
at Florida	• 4	3	0	0	1	1
Tennessee	• 20	4	1	0	0	0
at No. 15 Kentucky	• 15	1	0	0	1	1
Vanderbilt	• 7	4	1	0	1	1
at Ole Miss	• 16	4	1	0	1	1
at Arkansas	• 10	3	0	0	2	2
South Carolina	• 16	2	3	0	1	1
at Texas A&M	• 2	4	5	0	2	2
Alabama	• 6	3	2	1	3	3
at Missouri	• 8	3	1	0	0	0
at South Carolina	• 2	2	3	0	2	2
Ole Miss	7	5	2	0	0	0
TOTALS	17	264	79	49	7	31

NO. 3 D.J. STEWART JR. • 2020-21 • RS SOPHOMORE

OPPONENT	GS	PTS	REB	ASST	BLK	STL
vs. Clemson	• 12	6	2	0	2	2
vs. Liberty	• 20	3	4	0	0	0
Texas State	• 23	3	2	0	0	0
North Texas	• 16	3	0	0	1	1
Jackson State	• 11	0	2	0	0	0
vs. Dayton	• 32	2	2	0	0	0
Central Arkansas	• 17	6	5	0	1	1
Mississippi Valley State	• 15	3	0	0	1	1
at Georgia	• 18	7	2	0	0	0
Kentucky	• 19	5	3	0	2	2
No. 13 Missouri	• 24	3	4	0	3	3
at Vanderbilt	• 16	2	3	0	1	1
Texas A&M	• 9	4	4	2	1	1
Florida	• 11	4	3	0	2	2
Ole Miss	• 18	3	0	0	0	0
at No. 18 Alabama	• 27	3	2	1	4	4
at No. 18 Tennessee	• 11	0	1	0	1	1
Iowa State	• 17	3	5	0	2	2
at Arkansas	• 8	3	3	0	5	5
at South Carolina	• 29	3	1	0	3	3
LSU	• 5	1	4	0	1	1
Vanderbilt	• 9	1	3	0	2	2
at Ole Miss	• 16	4	6	1	2	2
South Carolina	• 15	4	5	0	1	1
No. 6 Alabama	• 15	1	4	1	1	1
at Texas A&M	• 14	5	1	1	1	1
at Auburn	• 19	5	1	0	1	1
vs. Kentucky						
TOTALS	27	446	86	73	6	38

NO. 4 CAMERON MATTHEWS • FRESHMAN

OPPONENT	GS	PTS	REB	ASST	BLK	STL
vs. Clemson	• 8	5	0	0	0	3
vs. Liberty	• 2	2	2	0	1	1
Texas State	• 0	3	5	0	2	2
North Texas	• 0	2	3	0	0	0
Jackson State	• 2	4	2	1	1	1
vs. Dayton	• 5	2	1	1	1	2
Central Arkansas	5	2	2	1	0	0
Mississippi Valley State	2	3	3	0	1	1
at Georgia	2	2	1	0	2	2
Kentucky	2	4	1	0	2	2
No. 13 Missouri	4	3	0	1	0	0
at Vanderbilt	1	0	0	0	1	1
Texas A&M	5	3	1	1	0	0
Florida	2	4	1	0	0	0
Ole Miss	0	0	2	0	1	1
at No. 18 Alabama	6	7	0	0	2	2
at No. 18 Tennessee	• 4	2	0	1	1	1
Iowa State	• 2	2	1	1	1	1
at Arkansas	0	2	0	0	0	0
at South Carolina	0	2	0	0	0	0
LSU	DNP					
Vanderbilt	0	0	2	1	0	0
at Ole Miss	0	3	0	0	0	0
South Carolina	0	3	0	0	0	0
No. 6 Alabama	0	0	0	0	0	0
at Texas A&M	DNP					
at Auburn	4	2	2	0	1	1
vs. Kentucky						
TOTALS	8	56	62	29	8	21

NO. 5 DEIVON SMITH • FRESHMAN

OPPONENT	GS	PTS	REB	ASST	BLK	STL
vs. Clemson	• 2	4	1	0	1	1
vs. Liberty	• 10	5	5	1	2	2
Texas State	• 2	5	3	1	0	0
North Texas	4	3	0	0	0	0
Jackson State	5	5	2	0	2	2
vs. Dayton	2	1	3	0	1	1
Central Arkansas	0	1	2	0	0	0
Mississippi Valley State	1	7	4	0	0	0
at Georgia	13	3	3	1	2	2
Kentucky	2	0	0	0	1	1
No. 13 Missouri	6	4	3	0	2	2
at Vanderbilt	4	3	4	0	0	0
Texas A&M	2	2	0	0	2	2
Florida	5	6	4	0	1	1
Ole Miss	2	1	3	0	0	0
at No. 18 Alabama	5	2	2	0	0	0
at No. 18 Tennessee	6	4	5	0	1	1
Iowa State	10	3	9	0	1	1
at Arkansas	• 0	4	1	1	1	1
at South Carolina	• 8	6	5	1	1	1
LSU	• 12	1	1	0	1	1
Vanderbilt	9	6	6	0	1	1
at Ole Miss	6	2	2	0	2	2
South Carolina	• 6	3	3	0	2	2
No. 6 Alabama	2	3	4	0	2	2
at Texas A&M	7	8	6	0	0	0
at Auburn	• 6	7	2	0	2	2
vs. Kentucky						
TOTALS	8	137	99	83	5	28

PLAYER CAREER STATS

NO. 11 ANDERSSON GARCIA - FRESHMAN

OPPONENT	GS	PTS	REB	ASST	BLK	STL
vs. Clemson	0	0	0	0	0	0
vs. Liberty	0	0	0	0	0	0
Texas State	0	3	0	0	0	0
North Texas	DNP					
Jackson State	2	2	0	1	1	1
vs. Dayton	DNP					
Central Arkansas	3	0	0	0	0	0
Mississippi Valley State	2	1	1	0	0	1
at Georgia	DNP					
Kentucky	DNP					
No. 13 Missouri	DNP					
at Vanderbilt	DNP					
Texas A&M	DNP					
Florida	DNP					
Ole Miss	DNP					
at No. 18 Alabama	DNP					
at No. 18 Tennessee	DNP					
Iowa State	5	0	2	0	0	1
at Arkansas	DNP					
at South Carolina	DNP					
LSU	DNP					
Vanderbilt	DNP					
at Ole Miss	DNP					
South Carolina	4	1	0	0	0	0
No. 6 Alabama	DNP					
at Texas A&M	DNP					
at Auburn	DNP					
vs. Kentucky						
TOTALS	0	16	7	3	1	3

NO. 20 DEREK FOUNTAIN - FRESHMAN

OPPONENT	GS	PTS	REB	ASST	BLK	STL
vs. Clemson	DNP					
vs. Liberty	DNP					
Texas State	0	0	0	0	0	0
North Texas	DNP					
Jackson State	2	1	0	0	0	0
vs. Dayton	DNP					
Central Arkansas	DNP					
Mississippi Valley State	0	2	0	0	0	0
at Georgia	DNP					
Kentucky	DNP					
No. 13 Missouri	DNP					
at Vanderbilt	DNP					
Texas A&M	DNP					
Florida	DNP					
Ole Miss	DNP					
at No. 18 Alabama	DNP					
at No. 18 Tennessee	DNP					
Iowa State	7	0	0	0	0	0
at Arkansas	7	4	0	1	0	0
at South Carolina	9	4	2	2	1	1
LSU	20	7	2	1	1	1
Vanderbilt	2	2	0	0	0	1
at Ole Miss	2	3	3	0	1	1
South Carolina	7	3	2	2	0	0
No. 6 Alabama	3	2	1	0	0	0
at Texas A&M	2	5	2	1	0	0
at Auburn	0	0	0	0	0	0
vs. Kentucky						
TOTALS	4	61	33	12	7	4

NO. 24 ABDUL ADO - 2017-18 - RS FRESHMAN

OPPONENT	GS	PTS	REB	ASST	BLK	STL
Alabama State	DNP					
Florida A&M • FAMU	12	7	0	3	1	1
Green Bay	12	11	1	2	1	1
Stephen F. Austin • SFA	4	4	0	5	1	1
Jacksonville State	9	8	0	3	1	1
North Dakota State	5	4	0	0	2	2
Dayton	5	3	0	0	0	0
North Georgia	4	3	0	4	1	1
at No. 25 Cincinnati	0	4	0	3	4	4
UT Martin	6	12	0	3	1	1
Little Rock • UALR	6	13	1	3	2	2
vs. Southern Miss • USM	8	5	3	0	1	1
North Florida • UNF	5	9	0	2	1	1
No. 22 Arkansas	8	9	0	4	1	1
at Ole Miss	5	4	0	1	1	1
at Florida	12	10	1	1	0	0
No. 22 Auburn	10	11	0	2	2	2
Vanderbilt	9	6	1	1	1	1
at Alabama	11	4	0	1	0	0
at Kentucky	2	5	0	1	0	0
Missouri	12	7	0	0	1	1
at South Carolina	16	9	0	4	0	0
Georgia	7	6	1	2	0	0
Alabama	8	5	0	3	0	0
at Missouri	11	7	0	1	0	0
at Vanderbilt	15	7	2	1	2	2
Ole Miss	5	4	0	1	0	0
at Texas A&M	19	9	0	2	0	0
South Carolina	2	3	0	3	0	0
No. 16 Tennessee	3	1	1	1	2	2
at LSU	6	5	0	2	0	0
vs. LSU	3	3	0	3	1	1
vs. No. 13 Tennessee	4	8	0	0	0	0
Nebraska	15	9	1	1	0	0
at Baylor	3	1	0	1	0	0
at Louisville	7	7	1	3	1	1
vs. Penn State	13	8	0	0	0	0
TOTALS	36	282	231	13	67	28

NO. 24 ABDUL ADO - 2018-19 - RS SOPHOMORE

OPPONENT	GS	PTS	REB	ASST	BLK	STL
Austin Peay	11	4	0	3	0	0
Hartford	2	10	1	0	2	2
Long Beach State	2	8	0	2	2	2
vs. Arizona State	2	5	2	3	0	0
vs. Saint Mary's	DNP					
Alcorn State	DNP					
at Dayton	10	4	0	0	0	0
McNeese State	7	2	1	1	0	0
vs. Clemson	4	3	0	0	0	0
Cincinnati	3	4	0	0	1	1
Wofford	3	6	0	2	1	1
vs. Wright State	DNP					
Brigham Young • BYU	7	3	2	4	0	0
at South Carolina	12	5	0	3	2	2
Ole Miss	6	11	0	2	2	2
Florida	4	5	0	2	1	1
at Vanderbilt	4	3	0	2	1	1
at No. 8 Kentucky	0	3	0	3	0	0
No. 16 Auburn	8	3	0	1	1	1
at Alabama	3	7	0	3	0	0
at Ole Miss	4	3	0	1	1	1
No. 21 LSU	2	3	0	1	0	0
No. 5 Kentucky	6	4	0	2	0	0
Alabama	10	1	0	2	2	2
at Arkansas	5	7	1	0	1	1
at Georgia	7	6	0	1	1	1
South Carolina	7	4	1	6	0	0
Missouri	2	2	2	5	1	1
at Auburn	0	4	0	0	0	0
at No. 5 Tennessee	2	2	1	0	0	0
Texas A&M	3	6	0	3	0	0

OPPONENT	GS	PTS	REB	ASST	BLK	STL
vs. Texas A&M	7	4	1	0	0	0
vs. No. 8 Tennessee	2	4	1	2	0	0
vs. Liberty	0	4	0	3	1	1
TOTALS	30	145	140	13	57	20

NO. 24 ABDUL ADO - 2019-20 - RS JUNIOR

OPPONENT	GS	PTS	REB	ASST	BLK	STL
Florida International • FIU	6	4	1	2	0	0
Sam Houston State	0	6	0	5	1	0
Louisiana-Monroe • ULM	6	7	1	4	0	0
New Orleans	1	2	2	0	2	2
vs. Tulane	2	9	2	0	0	0
vs. No. 17 Villanova	2	2	1	0	0	0
at Coastal Carolina	4	4	0	1	0	0
Louisiana Tech	9	8	0	0	0	0
vs. Kansas State	13	9	0	3	0	0
Radford	17	12	1	0	1	1
vs. New Mexico State	4	7	0	0	0	0
Kent State	4	7	0	1	1	1
No. 8 Auburn	6	11	0	9	2	2
at Alabama	3	8	0	2	0	0
at LSU	12	12	0	0	0	0
Missouri	6	4	1	1	0	0
Georgia	4	6	1	4	0	0
Arkansas	2	5	0	0	0	0
at Oklahoma • OU [OKC]	4	5	1	1	1	1
at Florida	6	9	0	3	1	1
Tennessee	6	6	2	0	0	0
at No. 15 Kentucky	7	11	0	4	0	0
Vanderbilt	4	3	2	0	1	1
at Ole Miss	3	6	2	2	0	0
at Arkansas	2	7	0	2	0	0
South Carolina	14	7	0	1	0	0
at Texas A&M	6	6	0	2	1	1
Alabama	8	5	0	2	3	3
at Missouri	6	7	0	2	0	0
at South Carolina	5	5	1	3	1	1
Ole Miss	5	9	2	4	1	1
TOTALS	31	177	209	20	58	16

NO. 24 ABDUL ADO - RS SENIOR

OPPONENT	GS	PTS	REB	ASST	BLK	STL
vs. Clemson	0	7	1	0	0	0
vs. Liberty	14	5	1	1	0	0
Texas State	7	5	1	2	0	0
North Texas	6	9	0	5	2	2
Jackson State	4	8	2	1	0	0
vs. Dayton	2	7	0	0	1	1
Central Arkansas	6	5	0	2	1	1
Mississippi Valley State	4	3	0	1	1	1
at Georgia	5	8	2	3	2	2
Kentucky	5	5	1	4	3	3
No. 13 Missouri	6	7	1	3	0	0
at Vanderbilt	8	8	1	1	0	0
Texas A&M	4	5	0	1	1	1
Florida	11	9	1	3	1	1
Ole Miss	4	9	1	3	1	1
at No. 18 Alabama	6	1	0	3	1	1
at No. 18 Tennessee	6	12	0	1	1	1
Iowa State	0	7	1	0	0	0
at Arkansas	2	1	0	2	0	0
at South Carolina	2	7	0	2	1	1
LSU	2	6	3	0	0	0
Vanderbilt	4	1	0	2	1	1
at Ole Miss	9	7	0	1	0	0
South Carolina	11	8	0	3	1	1
No. 6 Alabama	9	9	1	4	1	1
at Texas A&M	8	6	1	5	0	0
at Auburn	5	5	2	1	0	0
vs. Kentucky						
TOTALS	27	150	170	20	54	19

PLAYER CAREER STATS

NO. 32 QUINTEN POST - 2019-20 - FRESHMAN

OPPONENT	GS	PTS	REB	ASST	BLK	STL
Florida International • FIU	DNP					
Sam Houston State	DNP					
Louisiana-Monroe • ULM		0	0	0	0	0
New Orleans		2	3	0	0	0
vs. Tulane	DNP					
vs. No. 17 Villanova	DNP					
at Coastal Carolina		2	2	0	0	0
Louisiana Tech	DNP					
vs. Kansas State	DNP					
Radford	DNP					
vs. New Mexico State	DNP					
Kent State		3	0	0	1	0
No. 8 Auburn	DNP					
at Alabama	DNP					
at LSU	DNP					
Missouri		0	3	1	0	0
Georgia		2	2	0	0	0
Arkansas	DNP					
at Oklahoma • OU [OKC]	DNP					
at Florida	DNP					
Tennessee		0	0	0	0	0
at No. 15 Kentucky	DNP					
Vanderbilt	DNP					
at Ole Miss	DNP					
at Arkansas	DNP					
South Carolina	DNP					
at Texas A&M	DNP					
Alabama	DNP					
at Missouri	DNP					
at South Carolina	DNP					
Ole Miss		0	2	0	0	0
TOTALS	0	9	12	1	1	0

NO. 32 QUINTEN POST - 2020-21 - SOPHOMORE

OPPONENT	GS	PTS	REB	ASST	BLK	STL
vs. Clemson		0	0	0	0	0
vs. Liberty	DNP					
Texas State		9	5	3	2	0
North Texas		4	2	0	0	0
Jackson State		0	2	0	0	0
vs. Dayton		6	1	0	0	1
Central Arkansas		2	1	0	0	0
Mississippi Valley State		10	1	1	0	0
at Georgia		0	0	0	2	0
Kentucky		2	2	0	0	0
No. 13 Missouri		0	1	0	0	0
at Vanderbilt		3	3	0	0	0
Texas A&M		5	3	0	1	0
Florida		0	0	0	0	0
Ole Miss	DNP					
at No. 18 Alabama		0	1	0	0	0
at No. 18 Tennessee		5	10	0	2	2
Iowa State		7	6	0	1	1
at Arkansas		6	2	1	0	2
at South Carolina		2	4	1	1	1
LSU		1	0	1	0	0
Vanderbilt		0	3	1	1	1
at Ole Miss		0	0	0	0	0
South Carolina		4	5	1	1	0
No. 6 Alabama		0	1	0	1	0
at Texas A&M		6	2	0	0	0
at Auburn		0	2	0	1	0
vs. Kentucky						
TOTALS	0	72	57	9	13	8

NO. 35 TOLU SMITH - 2018-19 - FRESHMAN - WESTERN KENTUCKY

OPPONENT	GS	PTS	REB	ASST	BLK	STL
at No. 25 Washington		3	0	0	0	0
UT Martin		6	7	0	0	0
vs. Valparaiso • Valpo		4	2	0	0	0
vs. West Virginia		9	2	1	0	0
vs. Central Florida • UCF		0	2	0	0	0
at Indiana State		0	1	0	0	0
Tennessee State		6	2	1	1	0
at Missouri State		2	0	0	0	0
at Arkansas		6	4	0	0	0
Troy		0	2	0	0	0
at Belmont		6	3	1	0	0
Saint Mary's		4	2	0	2	0
No. 15 Wisconsin		0	0	0	1	0
at Charlotte		4	3	0	2	0
at Old Dominion • ODU		2	1	0	0	0
at Marshall		6	3	0	1	0
Florida International • FIU		6	3	1	0	0
Florida Atlantic • FAU		1	1	1	0	0
Marshall [C-USA]		0	1	0	0	0
at Southern Miss • USM		0	1	0	0	0
at Louisiana Tech		5	9	1	2	0
Texas-San Antonio • UTSA		5	5	0	0	1
Texas-El Paso • UTEP		4	2	0	0	0
at Rice		4	3	0	0	0
at North Texas		4	3	0	0	0
Middle Tennessee		2	1	0	0	0
Alabama-Birmingham • UAB		4	5	0	0	1
at Old Dominion • ODU		4	1	0	0	0
at Alabama-Birmingham • UAB		4	2	0	0	0
Southern Miss • USM		4	3	0	0	0
Texas-San Antonio • UTSA		2	1	1	0	0
vs. North Texas		5	5	1	1	0
vs. Southern Miss • USM		0	4	0	0	1
vs. Old Dominion • ODU		0	0	0	0	0
TOTALS	0	112	89	8	10	3

NO. 35 TOLU SMITH - 2020-21 - RS SOPHOMORE - MSU

OPPONENT	GS	PTS	REB	ASST	BLK	STL
vs. Clemson	•	12	10	1	2	0
vs. Liberty	•	20	7	1	2	0
Texas State	•	12	5	1	1	0
North Texas	•	12	8	0	1	0
Jackson State	•	19	12	1	0	0
vs. Dayton	•	13	7	0	0	0
Central Arkansas	•	10	10	0	1	0
Mississippi Valley State	•	13	12	2	0	0
at Georgia	•	7	6	3	1	2
Kentucky	•	7	12	2	3	0
No. 13 Missouri	•	15	9	1	1	1
at Vanderbilt	•	18	8	0	1	0
Texas A&M	•	8	6	1	1	0
Florida	•	27	14	0	3	0
Ole Miss	•	10	6	2	0	0
at No. 18 Alabama	•	8	9	2	0	3
at No. 18 Tennessee	•	5	6	0	0	1
Iowa State	•	16	7	2	0	2
at Arkansas	•	10	5	1	0	1
at South Carolina	•	9	8	1	0	0
LSU	•	24	11	2	1	0
Vanderbilt	•	7	6	0	1	0
at Ole Miss	•	12	6	2	0	1
South Carolina	•	9	13	2	0	0
No. 6 Alabama	•	12	13	0	0	1
at Texas A&M	•	8	6	5	1	1
at Auburn	•	20	9	0	0	2
vs. Kentucky						
TOTALS	27	343	231	32	20	15

NO. 55 KEONDRE MONTGOMERY - FRESHMAN

OPPONENT	GS	PTS	REB	ASST	BLK	STL
vs. Clemson	DNP					
vs. Liberty	DNP					
Texas State		2	0	1	0	0
North Texas	DNP					
Jackson State		0	1	1	0	0
vs. Dayton	DNP					
Central Arkansas		0	0	1	0	0
Mississippi Valley State		5	0	0	0	0
at Georgia	DNP					
Kentucky	DNP					
No. 13 Missouri	DNP					
at Vanderbilt	DNP					
Texas A&M	DNP					
Florida	DNP					
Ole Miss	DNP					
at No. 18 Alabama	DNP					
at No. 18 Tennessee	DNP					
Iowa State		2	1	0	0	0
at Arkansas	DNP					
at South Carolina	DNP					
LSU	DNP					
Vanderbilt	DNP					
at Ole Miss	DNP					
South Carolina		0	0	0	0	1
No. 6 Alabama	DNP					
at Texas A&M	DNP					
at Auburn						
vs. Kentucky						
TOTALS	0	9	2	3	0	1

NO. 21 JUSTIN RUMPH - 2019-20 - JUNIOR

OPPONENT	GS	PTS	REB	ASST	BLK	STL
Florida International • FIU	DNP					
Sam Houston State	DNP					
Louisiana-Monroe • ULM	DNP					
New Orleans	DNP					
vs. Tulane	DNP					
vs. No. 17 Villanova	DNP					
at Coastal Carolina	DNP					
Louisiana Tech	DNP					
vs. Kansas State	DNP					
Radford	DNP					
vs. New Mexico State	DNP					
Kent State	DNP					
No. 8 Auburn	DNP					
at Alabama	DNP					
at LSU	DNP					
Missouri	DNP					
Georgia	DNP					
Arkansas	DNP					
at Oklahoma • OU [OKC]	DNP					
at Florida	DNP					
Tennessee	DNP					
at No. 15 Kentucky	DNP					
Vanderbilt	DNP					
at Ole Miss	DNP					
at Arkansas	DNP					
South Carolina	DNP					
at Texas A&M	DNP					
Alabama	DNP					
at Missouri	DNP					
at South Carolina	DNP					
Ole Miss	DNP					
TOTALS	0	0	0	0	0	0

PLAYER CAREER STATS

NO. 21 JUSTIN RUMPH - RS JUNIOR

OPPONENT	GS	PTS	REB	ASST	BLK	STL
vs. Clemson	DNP					
vs. Liberty	DNP					
Texas State	DNP					
North Texas	DNP					
Jackson State	DNP					
vs. Dayton	DNP					
Central Arkansas	DNP					
Mississippi Valley State	3	1	0	0	0	0
at Georgia	DNP					
Kentucky	DNP					
No. 13 Missouri	DNP					
at Vanderbilt	DNP					
Texas A&M	DNP					
Florida	DNP					
Ole Miss	DNP					
at No. 18 Alabama	DNP					
at No. 18 Tennessee	DNP					
Iowa State	DNP					
at Arkansas	DNP					
at South Carolina	DNP					
LSU	DNP					
Vanderbilt	DNP					
at Ole Miss	DNP					
South Carolina	DNP					
No. 6 Alabama	DNP					
at Texas A&M	DNP					
at Auburn	DNP					
vs. Kentucky						
TOTALS	0	3	0	0	0	0

NO. 25 ISAAC STANSBURY - 2019-20 - FRESHMAN

OPPONENT	GS	PTS	REB	ASST	BLK	STL
Florida International - FIU	DNP					
Sam Houston State	DNP					
Louisiana-Monroe - ULM	DNP					
New Orleans	DNP					
vs. Tulane	DNP					
vs. No. 17 Villanova	DNP					
at Coastal Carolina	DNP					
Louisiana Tech	DNP					
vs. Kansas State	DNP					
Radford	DNP					
vs. New Mexico State	DNP					
Kent State	DNP					
No. 8 Auburn	DNP					
at Alabama	DNP					
at LSU	DNP					
Missouri	DNP					
Georgia	DNP					
Arkansas	DNP					
at Oklahoma - OU [OKC]	DNP					
at Florida	DNP					
Tennessee	DNP					
at No. 15 Kentucky	DNP					
Vanderbilt	DNP					
at Ole Miss	DNP					
at Arkansas	DNP					
South Carolina	DNP					
at Texas A&M	DNP					
Alabama	DNP					
at Missouri	DNP					
at South Carolina	DNP					
Ole Miss	DNP					
TOTALS	0	0	0	0	0	0

NO. 25 ISAAC STANSBURY - 2020-21 - SOPHOMORE

OPPONENT	GS	PTS	REB	ASST	BLK	STL
vs. Clemson	DNP					
vs. Liberty	DNP					
Texas State	DNP					
North Texas	DNP					
Jackson State	DNP					
vs. Dayton	DNP					
Central Arkansas	DNP					
Mississippi Valley State	0	0	1	0	1	
at Georgia	DNP					
Kentucky	DNP					
No. 13 Missouri	DNP					
at Vanderbilt	DNP					
Texas A&M	DNP					
Florida	DNP					
Ole Miss	DNP					
at No. 18 Alabama	DNP					
at No. 18 Tennessee	DNP					
Iowa State	0	0	0	0	0	1
at Arkansas	DNP					
at South Carolina	DNP					
LSU	DNP					
Vanderbilt	DNP					
at Ole Miss	DNP					
South Carolina	DNP					
No. 6 Alabama	DNP					
at Texas A&M	DNP					
at Auburn	DNP					
vs. Kentucky						
TOTALS	0	0	0	1	0	2

NO. 30 ANDREW JUNKIN - 2019-20 - RS FRESHMAN

OPPONENT	GS	PTS	REB	ASST	BLK	STL
Florida International - FIU	DNP					
Sam Houston State	DNP					
Louisiana-Monroe - ULM	DNP					
New Orleans	0	0	0	0	0	0
vs. Tulane	DNP					
vs. No. 17 Villanova	DNP					
at Coastal Carolina	0	0	0	1	0	
Louisiana Tech	DNP					
vs. Kansas State	DNP					
Radford	DNP					
vs. New Mexico State	DNP					
Kent State	DNP					
No. 8 Auburn	DNP					
at Alabama	DNP					
at LSU	DNP					
Missouri	0	0	0	0	0	0
Georgia	DNP					
Arkansas	DNP					
at Oklahoma - OU [OKC]	DNP					
at Florida	DNP					
Tennessee	DNP					
at No. 15 Kentucky	DNP					
Vanderbilt	DNP					
at Ole Miss	DNP					
at Arkansas	DNP					
South Carolina	DNP					
at Texas A&M	DNP					
Alabama	DNP					
at Missouri	DNP					
at South Carolina	DNP					
Ole Miss	DNP					
TOTALS	0	0	0	0	1	0

NO. 30 ANDREW JUNKIN - 2020-21 - RS SOPHOMORE

OPPONENT	GS	PTS	REB	ASST	BLK	STL
vs. Clemson	DNP					
vs. Liberty	DNP					
Texas State	DNP					
North Texas	DNP					
Jackson State	2	0	0	0	0	0
vs. Dayton	DNP					
Central Arkansas	DNP					
Mississippi Valley State	0	0	0	0	0	0
at Georgia	DNP					
Kentucky	DNP					
No. 13 Missouri	DNP					
at Vanderbilt	DNP					
Texas A&M	DNP					
Florida	DNP					
Ole Miss	DNP					
at No. 18 Alabama	DNP					
at No. 18 Tennessee	DNP					
Iowa State	2	0	0	1	0	0
at Arkansas	DNP					
at South Carolina	DNP					
LSU	DNP					
Vanderbilt	DNP					
at Ole Miss	DNP					
South Carolina	DNP					
No. 6 Alabama	DNP					
at Texas A&M	DNP					
at Auburn	DNP					
vs. Kentucky						
TOTALS	0	4	0	0	1	0

NO. 33 REGGIE MORRIS - 2020-21 - FRESHMAN

OPPONENT	GS	PTS	REB	ASST	BLK	STL
vs. Clemson	DNP					
vs. Liberty	DNP					
Texas State	0	1	0	0	0	0
North Texas	DNP					
Jackson State	0	0	0	0	0	0
vs. Dayton	DNP					
Central Arkansas	DNP					
Mississippi Valley State	0	0	1	0	0	0
at Georgia	DNP					
Kentucky	DNP					
No. 13 Missouri	DNP					
at Vanderbilt	DNP					
Texas A&M	DNP					
Florida	DNP					
Ole Miss	DNP					
at No. 18 Alabama	DNP					
at No. 18 Tennessee	DNP					
Iowa State	0	0	0	0	0	0
at Arkansas	DNP					
at South Carolina	DNP					
LSU	DNP					
Vanderbilt	DNP					
at Ole Miss	DNP					
South Carolina	DNP					
Alabama	DNP					
at Texas A&M	DNP					
at Auburn	DNP					
vs. Kentucky						
TOTALS	0	0	1	1	0	0

PLAYER SEASON & CAREER HIGHS

NO. 0 JALEN JOHNSON

2020-21 SEASON		CAREER
15 • Central Arkansas • 12/16/20	PTS	27 • Louisiana-Monroe • ULM • 01/25/20 • ULL
5 • at Georgia • 12/30/20	REB	14 • Murray State • 12/12/17 • SLU
4 • 2x • Last: Kentucky • 01/02/21	FGM	10 • Southeastern Louisiana • 12/03/19 • ULL
3 • 4x • Last: at Vanderbilt • 01/09/21	3-PT FGM	5 • 2x • Last: at Duquesne • 02/28/18 • SLU
6 • 2x • Last: Central Arkansas • 12/16/20	FTM	10 • Louisiana-Monroe • ULM • 01/25/20 • ULL
2 • 3x • Last: Florida • 01/16/21	ASST	3 • Duquesne • 02/11/17 • SLU
1 • 4x • Last: Ole Miss • 01/19/21	BLK	5 • McNeese State • 11/09/19 • ULL
2 • Florida • 01/16/21	STL	3 • 2x • Last: McNeese State • 11/09/19 • ULL
38 • Kentucky • 01/02/21	MIN	40 • 6x • Last: at Texas-Arlington • UTA • 01/30/20 • ULL

NO. 1 IVERSON MOLINAR

2020-21 SEASON		CAREER
24 • 2x • Last: at Vanderbilt • 01/09/21	PTS	24 • 2x • Last: at Vanderbilt • 01/09/21
8 • at Vanderbilt • 01/09/21	REB	8 • at Vanderbilt • 01/09/21
10 • vs. Dayton • 12/12/20	FGM	10 • vs. Dayton • 12/12/20
5 • Jackson State • 12/08/20	3-PT FGM	5 • Jackson State • 12/08/20
8 • at No. 18 Alabama • 01/23/21	FTM	8 • at No. 18 Alabama • 01/23/21
7 • vs. Dayton • 12/12/20	ASST	7 • vs. Dayton • 12/12/20
1 • 3x • Last: No. 6 Alabama • 02/27/21	BLK	2 • Radford • 12/18/19
4 • at Vanderbilt • 01/09/21	STL	4 • at Vanderbilt • 01/09/21
44 • Kentucky • 01/02/21	MIN	44 • Kentucky • 01/02/21

NO. 2 JAVIAN DAVIS

2020-21 SEASON		CAREER
11 • Jackson State • 12/08/20	PTS	20 • South Carolina • 02/29/20 • BAMA
8 • 2x • Last: Central Arkansas • 12/16/20	REB	10 • South Carolina • 02/29/20 • BAMA
3 • 2x • Last: Central Arkansas • 12/16/20	FGM	6 • Florida Atlantic • FAU • 11/11/19 • BAMA
1 • 2x • Last: Jackson State • 12/08/20	3-PT FGM	1 • 4x • Last: Jackson State • 12/08/20 • MSU
8 • Jackson State • 12/08/20	FTM	11 • South Carolina • 02/29/20 • BAMA
2 • 3x • Last: South Carolina • 02/24/21	ASST	2 • 5x • Last: South Carolina • 02/24/21 • MSU
1 • 5x • Last: Iowa State • 01/30/21	BLK	3 • 2x • Last: Arkansas • 02/01/20 • BAMA
2 • 3x • Last: South Carolina • 02/24/21	STL	3 • vs. Southern Miss • USM • 11/29/19 • BAMA
27 • Kentucky • 01/02/21	MIN	31 • South Carolina • 02/29/20 • BAMA

NO. 3 D.J. STEWART JR.

2020-21 SEASON		CAREER
32 • vs. Dayton • 12/12/20	PTS	32 • vs. Dayton • 12/12/20
7 • at Georgia • 12/30/20	REB	8 • at Oklahoma • 01/25/20
13 • vs. Dayton • 12/12/20	FGM	13 • vs. Dayton • 12/12/20
5 • Texas State • 11/30/20	3-PT FGM	5 • Texas State • 11/30/20
8 • 2x • Last: South Carolina • 02/24/21	FTM	8 • 2x • Last: South Carolina • 02/24/21
6 • at Ole Miss • 02/20/21	ASST	6 • at Ole Miss • 02/20/21
2 • Texas A&M • 01/13/21	BLK	2 • 3x • Last: Texas A&M • 01/13/21
5 • at Arkansas • 02/02/21	STL	5 • at Arkansas • 02/02/21
47 • 2x • Last: Kentucky • 01/02/21	MIN	47 • 2x • Last: Kentucky • 01/02/21

NO. 4 CAMERON MATTHEWS

2020-21 SEASON		CAREER
8 • vs. Clemson • 11/25/20	PTS	8 • vs. Clemson • 11/25/20
7 • at No. 18 Alabama • 01/23/21	REB	7 • at No. 18 Alabama • 01/23/21
3 • 2x • Last: at No. 18 Alabama • 01/23/21	FGM	3 • 2x • Last: at No. 18 Alabama • 01/23/21
2 • vs. Clemson • 11/25/20	3-PT FGM	2 • vs. Clemson • 11/25/20
2 • 2x • Last: Iowa State • 01/30/21	FTM	2 • 2x • Last: Iowa State • 01/30/21
5 • Texas State • 11/30/20	ASST	5 • Texas State • 11/30/20
1 • 8x • Last: Vanderbilt • 02/13/21	BLK	1 • 8x • Last: Vanderbilt • 02/13/21
3 • vs. Clemson • 11/25/20	STL	3 • vs. Clemson • 11/25/20
36 • vs. Dayton • 12/12/20	MIN	36 • vs. Dayton • 12/12/20

NO. 5 DEIVON SMITH

2020-21 SEASON		CAREER
13 • at Georgia • 12/30/20	PTS	13 • at Georgia • 12/30/20
8 • at Texas A&M • 03/03/21	REB	8 • at Texas A&M • 03/03/21
5 • 2x • Last: LSU • 02/10/21	FGM	5 • 2x • Last: LSU • 02/10/21
3 • at Georgia • 12/30/20	3-PT FGM	3 • at Georgia • 12/30/20
3 • Jackson State • 12/08/20	FTM	3 • Jackson State • 12/08/20
9 • Iowa State • 01/30/21	ASST	9 • Iowa State • 01/30/21
1 • 5x • Last: at South Carolina • 02/06/21	BLK	1 • 5x • Last: at South Carolina • 02/06/21
2 • 9x • Last: at Auburn • 03/06/21	STL	2 • 9x • Last: at Auburn • 03/06/21
32 • South Carolina • 02/24/21	MIN	32 • South Carolina • 02/24/21

NO. 11 ANDERSSON GARCIA

2020-21 SEASON		CAREER
5 • Iowa State • 01/30/21	PTS	5 • Iowa State • 01/30/21
3 • Texas State • 11/30/20	REB	3 • Texas State • 11/30/20
2 • 2x • Last: South Carolina • 02/24/21	FGM	2 • 2x • Last: South Carolina • 02/24/21
1 • 2x • Last: Iowa State • 01/30/21	3-PT FGM	1 • 2x • Last: Iowa State • 01/30/21
	FTM	
2 • Iowa State • 01/30/21	ASST	2 • Iowa State • 01/30/21
1 • Jackson State • 12/08/20	BLK	1 • Jackson State • 12/08/20
1 • 3x • Last: Iowa State • 01/30/21	STL	1 • 3x • Last: Iowa State • 01/30/21
7 • 2x • Last: Iowa State • 01/30/21	MIN	7 • 2x • Last: Iowa State • 01/30/21

NO. 20 DEREK FOUNTAIN

2020-21 SEASON		CAREER
20 • LSU • 02/10/21	PTS	20 • LSU • 02/10/21
7 • LSU • 02/10/21	REB	7 • LSU • 02/10/21
8 • LSU • 02/10/21	FGM	8 • LSU • 02/10/21
4 • LSU • 02/10/21	3-PT FGM	4 • LSU • 02/10/21
1 • 3x • Last: No. 6 Alabama • 02/27/21	FTM	1 • 3x • Last: No. 6 Alabama • 02/27/21
3 • at Ole Miss • 02/20/21	ASST	3 • at Ole Miss • 02/20/21
2 • 2x • Last: South Carolina • 02/24/21	BLK	2 • 2x • Last: South Carolina • 02/24/21
1 • 4x • Last: at Ole Miss • 02/20/21	STL	1 • 4x • Last: at Ole Miss • 02/20/21
31 • at Ole Miss • 02/20/21	MIN	31 • at Ole Miss • 02/20/21

NO. 24 ABDUL ADO

2020-21 SEASON		CAREER
14 • vs. Liberty • 11/26/20	PTS	19 • at Texas A&M • 02/20/18
12 • at No. 18 Tennessee • 01/26/21	REB	13 • Little Rock • 12/20/17
5 • 2x • Last: Florida • 01/16/21	FGM	8 • at Texas A&M • 02/20/18
	3-PT FGM	
5 • South Carolina • 02/24/21	FTM	7 • Radford • 12/18/19
3 • LSU • 02/10/21	ASST	3 • 2x • Last: LSU • 02/10/21
5 • 2x • Last: at Texas A&M • 03/03/21	BLK	9 • No. 8 Auburn • 01/04/20
3 • Kentucky • 01/02/21	STL	4 • at No. 25 Cincinnati • 12/12/17
36 • Ole Miss • 01/19/21	MIN	37 • 2x • Last: at South Carolina • 03/03/20

NO. 32 QUINTEN POST

2020-21 SEASON		CAREER
10 • Mississippi Valley State • 12/21/20	PTS	10 • Mississippi Valley State • 12/21/20
10 • at No. 18 Tennessee • 01/26/21	REB	10 • at No. 18 Tennessee • 01/26/21
4 • 2x • Last: Mississippi Valley State • 12/21/20	FGM	4 • 2x • Last: Mississippi Valley State • 12/21/20
2 • 2x • Last: at Arkansas • 02/02/21	3-PT FGM	2 • 2x • Last: at Arkansas • 02/02/21
2 • Mississippi Valley State • 12/21/20	FTM	2 • 2x • Last: Mississippi Valley State • 12/21/20
3 • Texas State • 11/30/20	ASST	3 • Texas State • 11/30/20
2 • 3x • Last: at No. 18 Tennessee • 01/26/21	BLK	2 • 3x • Last: at No. 18 Tennessee • 01/26/21
2 • 2x • Last: at Arkansas • 02/02/21	STL	2 • 2x • Last: at Arkansas • 02/02/21
16 • 3x • Last: Iowa State • 01/30/21	MIN	16 • 3x • Last: Iowa State • 01/30/21

NO. 35 TOLU SMITH

2020-21 SEASON		CAREER
27 • Florida • 01/16/21	PTS	27 • Florida • 01/16/21
14 • Florida • 01/16/21	REB	14 • Florida • 01/16/21
11 • Florida • 01/16/21	FGM	11 • Florida • 01/16/21
	3-PT FGM	
6 • 4x • Last: at Auburn • 03/06/21	FTM	6 • 4x • Last: at Auburn • 03/06/21
5 • at Texas A&M • 03/03/21	ASST	5 • at Texas A&M • 03/03/21
3 • 2x • Last: Florida • 01/16/21	BLK	3 • 2x • Last: Florida • 01/16/21
3 • at No. 18 Alabama • 01/23/21	STL	3 • at No. 18 Alabama • 01/23/21
38 • Texas A&M • 01/13/21	MIN	38 • Texas A&M • 01/13/21

NO. 55 KEONDRE MONTGOMERY

2020-21 SEASON		CAREER
5 • Mississippi Valley State • 12/21/20	PTS	5 • Mississippi Valley State • 12/21/20
1 • 2x • Last: Iowa State • 01/30/21	REB	1 • 2x • Last: Iowa State • 01/30/21
2 • Mississippi Valley State • 12/21/20	FGM	2 • Mississippi Valley State • 12/21/20
1 • Mississippi Valley State • 12/21/20	3-PT FGM	1 • Mississippi Valley State • 12/21/20
	FTM	
1 • 3x • Last: Central Arkansas • 12/16/20	ASST	1 • 3x • Last: Central Arkansas • 12/16/20
	BLK	
1 • South Carolina • 02/24/21	STL	1 • South Carolina • 02/24/21
7 • Iowa State • 01/30/21	MIN	7 • Iowa State • 01/30/21



#0 Jalen Johnson

Guard/Forward • 6-6 • 210 • R SR • TR • Baton Rouge, Louisiana • University Lab School • Louisiana-Lafayette

2020-21 OVERALL

PPG	RPG	APG	SPG	BPG
5.2	1.7	0.4	0.3	0.2

2020-21 SEC GAMES

PPG	RPG	APG	SPG	BPG
4.3	1.4	0.4	0.4	0.1

J. JOHNSON'S SEASON/CAREER HIGHS

POINTS	
Season	15 • Central Arkansas • 12/16/2020
Career	27 • Louisiana-Monroe • ULM • 01/25/2020 ULL

REBOUNDS

Season	5 • at Georgia • 12/30/2020
Career	14 • Murray State • 12/12/2017 SLU

FIELD GOALS MADE

Season	4 • Kentucky • 01/02/2021
	4 • Mississippi Valley State • 12/21/2020
Career	10 • Southeastern Louisiana • 12/03/2019 ULL

3-POINT FIELD GOALS MADE

Season	3 • at Vanderbilt • 01/09/2021
	3 • Kentucky • 01/02/2021
	3 • at Georgia • 12/30/2020
	3 • Central Arkansas • 12/16/2020
Career	5 • at Duquesne • 02/28/2018 SLU
	5 • at George Mason • 01/14/2017 SLU

FREE THROWS MADE

Season	6 • Central Arkansas • 12/16/2020
	6 • North Texas • 12/04/2020
Career	10 • Louisiana-Monroe • ULM • 01/25/2020 ULL

ASSISTS

Season	2 • Florida • 01/16/2021
	2 • Kentucky • 01/02/2021
	2 • vs. Liberty • 11/26/2020
Career	3 • Duquesne • 02/11/2017 SLU

BLOCKS

Season	1 • 4x • Last: Ole Miss • 01/19/2021
Career	5 • McNeese State • 11/09/2019 ULL

STEALS

Season	2 • Florida • 01/16/2021
Career	3 • McNeese State • 11/09/2019 ULL
	3 • North Carolina A&T • 02/04/2017 SLU

MINUTES

Season	38 • Kentucky • 01/02/2021
Career	40 • 6x • Last: at Texas-Arlington • UTA • 01/30/2020

J. JOHNSON'S TOP SCORING PERFORMANCES

RK	PTS	OPPONENT	DATE • SCHOOL
1	27	Louisiana-Monroe • ULM	01/25/2020 • ULL
2	26	Southeastern Louisiana	12/03/2019 • ULL
	26	Little Rock • UALR	12/21/2019 • ULL
4	24	Detroit	11/22/2017 • SLU
5	23	Texas-Arlington • UTA	01/16/2020 • ULL
6	22	Loyola • New Orleans	11/05/2019 • ULL
7	21	at Georgia Southern [SBC-T]	03/09/2020 • ULL
	21	at Texas Christian • TCU	11/12/2019 • ULL
	21	McNeese State	11/09/2019 • ULL
10	20	at Troy	02/15/2020 • ULL
	20	George Washington • GW	02/24/2018 • SLU

J. JOHNSON'S GAME-BY-GAME STATISTICS • 2020-21

DATE • OPPONENT	GS	MIN	FG	3FG	FT	REB • O-D-T	PF/D	AST	TO	BLK	STL	PTS
11/25 • vs. Clemson		19	2-4	1-2	0-0	1 • 1 • 2	0	1	1	0	0	5
11/26 • vs. Liberty		20	3-5	1-3	0-0	0 • 4 • 4	1	2	1	0	0	7
11/30 • Texas State		22	2-9	2-7	0-0	0 • 4 • 4	0	1	0	0	0	6
12/04 • North Texas		16	2-4	0-2	6-7	0 • 2 • 2	2	0	1	0	0	10
12/08 • Jackson State		13	1-4	1-2	0-0	0 • 2 • 2	0	0	0	1	0	3
12/12 • vs. Dayton		6	0-0	0-0	0-0	0 • 0 • 0	0	0	0	0	0	0
12/16 • Central Arkansas • UCA		29	3-8	3-5	6-6	0 • 3 • 3	1	0	0	1	0	15
12/21 • Mississippi Valley State		24	4-7	2-5	0-0	1 • 2 • 3	0	0	1	0	1	10
12/30 • at Georgia [SEC]		31	3-11	3-9	3-4	1 • 4 • 5	1	0	0	0	0	12
01/02 • Kentucky [SEC]		38	4-6	3-5	3-4	1 • 1 • 2	1	2	0	0	0	14
01/05 • No. 13/13 Missouri [SEC]		22	1-2	1-2	0-0	1 • 1 • 2	0	0	0	0	0	3
01/09 • at Vanderbilt [SEC]		26	3-5	3-4	1-2	0 • 2 • 2	3	0	2	1	1	10
01/13 • Texas A&M [SEC]		20	2-6	1-3	1-2	1 • 1 • 2	2	1	1	0	1	6
01/16 • Florida [SEC]		19	1-4	0-2	1-2	0 • 0 • 0	0	2	1	0	2	3
01/19 • Ole Miss [SEC]		17	1-5	1-3	0-0	0 • 3 • 3	0	0	1	1	1	3
01/23 • at No. 18/16 Alabama [SEC]		4	0-0	0-0	0-0	0 • 0 • 0	1	0	1	0	0	0
01/26 • at No. 18/17 Tennessee [SEC]		8	0-2	0-2	0-0	0 • 1 • 1	0	0	0	0	1	0
01/30 • Iowa State [SEC/Big 12]		17	2-5	1-3	0-1	0 • 0 • 0	3	0	1	0	0	5
02/02 • at Arkansas [SEC]		14	2-5	1-3	1-2	0 • 1 • 1	2	0	1	0	0	6
02/06 • at South Carolina [SEC]		DNP										
02/10 • LSU [SEC]		DNP										
02/13 • Vanderbilt [SEC]		1	0-0	0-0	0-0	0 • 0 • 0	0	0	0	0	0	0
02/20 • at Ole Miss [SEC]		2	0-0	0-0	0-1	0 • 0 • 0	0	1	0	0	0	0
02/24 • South Carolina [SEC]		5	0-2	0-1	0-0	0 • 0 • 0	0	0	0	0	0	0
02/27 • No. 6/7 Alabama [SEC]		20	3-7	1-4	0-0	1 • 2 • 3	1	0	1	0	0	7
03/03 • at Texas A&M [SEC]		3	0-0	0-0	0-0	0 • 0 • 0	0	0	1	0	0	0
03/06 • at Auburn [SEC]		DNP										
03/11 • vs. Kentucky [SEC-T]												

J. JOHNSON'S STANDOUT PERFORMANCES

	16-17 • FR • SLU	17-18 • SO • SLU	19-20 • JR • ULL	20-21 • SR • MSU	CAREER
10+ Points	8	16	28	6	58
20+ Points	-	2	9	-	11
Led MSU in Scoring	-	-	-	-	0
5+ Rebounds	12	9	25	1	47
10+ Rebounds	3	1	6	-	10
Double-Doubles	2	1	6	-	9
20+ PTS • 10+ REB	-	-	1	-	1
Led MSU in Rebounding	-	-	-	-	0
5+ Field Goals Made	4	6	21	-	31
10+ Field Goals Made	-	-	1	-	1
2+ 3-Point Field Goals Made	9	17	12	6	44
5+ 3-Point Field Goals Made	1	1	-	-	2
5+ Free Throws Made	4	4	11	2	21
10+ Free Throws Made	-	-	1	-	1
2+ Assists	6	6	6	3	21
5+ Assists	-	-	-	-	0
2+ Blocks	4	4	5	-	13
5+ Blocks	-	-	1	-	1
2+ Steals	6	2	6	1	15
5+ Steals	-	-	-	-	0

J. JOHNSON'S CAREER STATISTICS

YEAR	GP-GS	MIN • AVG	FG-FGA	PCT	THREE-POINT			REBOUND			PF-FO	AST	TO	BLK	STL	PTS • AVG	SCHOOL
					FG-FGA	PCT	FT-FTA	PCT	OFF-DEF-TOT	AVG							
2016-17	33-18	791 • 24.0	85-213	39.9	35-96	36.5	44-60	73.3	47-102-149	4.5	88-3	25	44	17	23	249 • 7.5	SAINT LOUIS
2017-18	33-24	896 • 27.2	91-217	41.9	52-132	39.4	67-86	77.9	30-97-127	3.8	76-1	22	42	21	12	301 • 9.1	SAINT LOUIS
2019-20	33-33	1119 • 33.9	172-402	42.8	46-159	28.9	121-146	82.9	73-146-219	6.6	83-0	25	62	21	25	511 • 15.5	LOUISIANA-LAFAYETTE
2020-21	24-11	395 • 16.5	39-101	38.6	25-67	37.3	22-31	71.0	7-34-41	1.7	18-0	10	14	4	7	125 • 5.2	MSU
TOTALS	123-86	3201 • 26.0	387-933	41.5	158-454	34.8	254-323	78.6	157-379-536	4.4	265-4	82	162	63	67	1186 • 9.6	



#1 Iverson Molinar

Guard • 6-3 • 190 • 50 • 1L • Panama City, Panama • Veritas Prep - California

2020-21 OVERALL

PPG	RPG	APG	SPG	BPG
16.4	4.0	2.5	1.0	0.1

2020-21 SEC GAMES

PPG	RPG	APG	SPG	BPG
15.8	3.9	2.3	0.9	0.1

I. MOLINAR'S SEASON/CAREER HIGHS

POINTS	
Season	24 • at Vanderbilt • 01/09/2021
	24 • at Georgia • 12/30/2020
Career	24 • 2x • Last: at Vanderbilt • 01/09/2021

REBOUNDS

Season	8 • at Vanderbilt • 01/09/2021
Career	8 • at Vanderbilt • 01/09/2021

FIELD GOALS MADE

Season	10 • vs. Dayton • 12/12/2020
Career	10 • vs. Dayton • 12/12/2020

3-POINT FIELD GOALS MADE

Season	5 • Jackson State • 12/08/2020
Career	5 • Jackson State • 12/08/2020

FREE THROWS MADE

Season	8 • at No. 18 Alabama • 01/23/2021
Career	8 • at No. 18 Alabama • 01/23/2021

ASSISTS

Season	7 • vs. Dayton • 12/12/2020
Career	7 • vs. Dayton • 12/12/2020

BLOCKS

Season	1 • No. 6 Alabama • 02/27/2021
	1 • Mississippi Valley State • 12/21/2020
	1 • vs. Dayton • 12/12/2020
Career	2 • Radford • 12/18/2019

STEALS

Season	4 • at Vanderbilt • 01/09/2021
Career	4 • at Vanderbilt • 01/09/2021

MINUTES

Season	44 • Kentucky • 01/02/2021
Career	44 • Kentucky • 01/02/2021

I. MOLINAR'S TOP SCORING PERFORMANCES

RK	PTS	OPPONENT	DATE
1	24	at Vanderbilt	01/09/2021
	24	at Georgia	12/30/2020
3	21	Jackson State	12/08/2020
	21	vs. Tulane	11/21/2019
5	20	Iowa State	01/30/2021
	20	No. 13 Missouri	01/05/2021
	20	vs. Dayton	12/12/2020
8	19	Vanderbilt	02/13/2021
	19	at No. 18 Alabama	01/23/2021
10	18	at Texas A&M	03/03/21
	18	Mississippi Valley State	12/21/2020

I. MOLINAR'S GAME-BY-GAME STATISTICS • 2020-21

DATE	OPPONENT	GS	MIN	FG	3FG	FT	REB	O-D-T	PF/D	AST	TO	BLK	STL	PTS
11/25	vs. Clemson													
11/26	vs. Liberty													
11/30	Texas State													
12/04	North Texas	•	29	5-9	1-2	4-6	1	4	5	2	2	1	0	1
12/08	Jackson State	•	29	8-12	5-7	0-0	0	5	5	2	4	2	0	1
12/12	vs. Dayton	•	43	10-23	0-5	0-0	1	2	3	3	7	2	1	2
12/16	Central Arkansas - UCA	•	26	5-13	2-4	2-4	1	2	3	3	1	3	0	2
12/21	Mississippi Valley State	•	27	6-10	2-3	4-4	1	4	5	0	5	0	1	2
12/30	at Georgia [SEC]	•	26	8-14	4-6	4-4	0	3	3	3	3	0	0	24
01/02	Kentucky [SEC]	•	44	8-21	1-3	0-0	1	4	5	2	5	4	0	1
01/05	No. 13/13 Missouri [SEC]	•	34	7-16	1-1	5-5	0	3	3	1	2	2	0	0
01/09	at Vanderbilt [SEC]	•	37	9-11	0-0	6-9	0	8	8	2	1	4	0	4
01/13	Texas A&M [SEC]	•	38	6-11	1-1	3-4	0	2	2	4	3	0	1	16
01/16	Florida [SEC]	•	35	5-13	1-1	2-2	0	6	6	2	3	5	0	0
01/19	Ole Miss [SEC]	•	34	3-10	0-2	1-2	0	6	6	1	3	2	0	1
01/23	at No. 18/16 Alabama [SEC]	•	35	5-19	1-4	8-8	0	2	2	0	1	1	0	3
01/26	at No. 18/17 Tennessee [SEC]	•	24	6-12	2-3	2-2	0	3	3	3	1	2	0	1
01/30	Iowa State [SEC/Big 12]	•	26	8-13	2-3	2-3	0	3	3	1	1	2	0	0
02/02	at Arkansas [SEC]	•	32	1-4	0-1	4-4	0	3	3	3	4	0	0	6
02/06	at South Carolina [SEC]	•	29	5-11	2-5	4-4	0	4	4	2	4	3	0	0
02/10	LSU [SEC]	•	33	5-14	2-6	4-6	0	0	0	0	4	3	0	0
02/13	Vanderbilt [SEC]	•	36	9-13	1-3	0-0	0	6	6	1	1	4	0	2
02/20	at Ole Miss [SEC]	•	31	6-13	2-3	3-3	0	3	3	0	0	2	0	2
02/24	South Carolina [SEC]	•	21	3-8	0-2	3-4	0	1	1	2	1	1	0	1
02/27	No. 6/7 Alabama [SEC]	•	35	5-15	0-1	1-2	1	5	6	4	0	4	1	0
03/03	at Texas A&M [SEC]	•	35	7-12	2-5	2-4	1	4	5	1	3	1	0	1
03/06	at Auburn [SEC]	•	38	6-14	1-3	4-4	1	4	5	2	2	0	0	0
03/11	vs. Kentucky [SEC-T]													

I. MOLINAR'S STANDOUT PERFORMANCES

	19-20 • FR	20-21 • SO	CAREER
10+ Points	5	21	26
20+ Points	1	6	7
Led MSU in Scoring	1	10	11
5+ Rebounds	-	11	11
10+ Rebounds	-	-	0
Double-Doubles	-	-	0
20+ PTS • 5+ REB	-	2	2
Led MSU in Rebounding	-	2	2
5+ Field Goals Made	3	21	24
10+ Field Goals Made	-	1	1
2+ 3-Point Field Goals Made	3	10	13
5+ 3-Point Field Goals Made	-	1	1
5+ Free Throws Made	1	3	4
10+ Free Throws Made	-	-	0
2+ Assists	10	15	25
5+ Assists	2	3	5
2+ Blocks	1	-	1
5+ Blocks	-	-	0
2+ Steals	1	7	8
5+ Steals	-	-	0

I. MOLINAR'S • SEC RANKINGS

	ALL • SEC	ALL • SEC
Field Goal Percentage	46.9 • 45.0	5th • 6th
Points	16.4 • 15.8	6th • 6th
20+ PTS Games	6 • 3	T-7th • T-12th
Free Throw Percentage	81.0 • 83.6	9th • 6th

I. MOLINAR'S CAREER STATISTICS

YEAR	GP-GS	MIN • AVG	FG-FGA	PCT	THREE-POINT		FT-FTA	PCT	REBOUND		PF-FO	AST	TO	BLK	STL	PTS • AVG
					FG-FGA	PCT			OFF-DEF-TOT	AVG						
2019-20	31-8	476 • 15.4	64-131	48.9	13-35	37.1	43-56	76.8	8-24-32	1.0	47-1	40	32	4	8	184 • 5.9
2020-21	24-23	777 • 32.4	146-311	46.9	33-74	44.6	68-84	81.0	8-87-95	4.0	42-0	61	58	3	25	393 • 16.4
TOTALS	55-31	1253 • 22.8	210-442	47.5	46-109	42.2	111-140	79.3	16-111-127	2.3	89-1	101	90	7	33	577 • 10.5



#2 Javian Davis

Forward • 6-9 • 245 • R SO • TR • Canton, Mississippi • Canton HS • Alabama

2020-21 OVERALL

PPG	RPG	APG	SPG	BPG
2.6	3.5	0.7	0.4	0.2

2020-21 SEC GAMES

PPG	RPG	APG	SPG	BPG
1.4	2.1	0.7	0.4	0.1

J. DAVIS' SEASON/CAREER HIGHS

POINTS		
Season	11 • Jackson State • 12/08/2020	
Career	20 • South Carolina • 02/29/2020	BAMA

REBOUNDS

Season	8 • Central Arkansas • 12/16/2020	
	8 • Texas State • 11/30/2020	
Career	10 • South Carolina • 02/29/2020	BAMA

FIELD GOALS MADE

Season	3 • Central Arkansas • 12/16/2020	
	3 • Texas State • 11/30/2020	
Career	6 • Florida Atlantic • FAU • 11/11/2019	BAMA

3-POINT FIELD GOALS MADE

Season	1 • 2x • Last: Jackson State • 12/08/2020	
Career	1 • Jackson State • 12/08/2020	MSU
	1 • Texas State • 11/30/2020	MSU
	1 • South Carolina • 02/29/2020	BAMA
	1 • at Ole Miss • 02/22/2020	BAMA
	2x BAMA • 2x MSU	

FREE THROWS MADE

Season	8 • Jackson State • 12/08/2020	
Career	11 • South Carolina • 02/29/2020	BAMA

ASSISTS

Season	2 • 3x • Last: South Carolina • 02/24/2021	
Career	2 • South Carolina • 02/24/2021	MSU
	2 • Kentucky • 01/02/2021	MSU
	2 • vs. Liberty • 11/26/2020	MSU
	2 • vs. Iowa State • 11/28/2019	BAMA
	2 • Florida Atlantic • FAU • 11/11/2019	BAMA

BLOCKS

Season	1 • 5x • Last: Iowa State • 01/30/2021	
Career	3 • Arkansas • 02/01/2020	BAMA
	3 • at Vanderbilt • 01/22/2020	BAMA

STEALS

Season	2 • South Carolina • 02/24/2021	
	2 • Ole Miss • 01/19/2021	
Career	3 • vs. Southern Miss • USM • 11/29/2019	BAMA

MINUTES

Season	27 • Kentucky • 01/02/2021	
Career	31 • South Carolina • 02/29/2020	BAMA

J. DAVIS' TOP SCORING PERFORMANCES

RK	PTS	OPPONENT	DATE • SCHOOL
1	20	South Carolina	02/29/2020 • BAMA
2	19	Florida Atlantic • FAU	11/11/2019 • BAMA
3	13	at Georgia	02/08/2020 • BAMA
4	12	vs. Belmont	12/21/2019 • BAMA
5	11	Jackson State	12/08/2020 • MSU
	11	Arkansas	02/01/2020 • BAMA
	11	Stephen F. Austin • SFA	12/06/2019 • BAMA
	11	at Rhode Island • URI	11/15/2019 • BAMA
9	10	at Ole Miss	02/22/2020 • BAMA
10		Furman	11/19/2019 • BAMA

J. DAVIS' GAME-BY-GAME STATISTICS • 2020-21

DATE • OPPONENT	GS	MIN	FG	3FG	FT	REB • O-D-T	PF/D	AST	TO	BLK	STL	PTS
11/25 • vs. Clemson		24	1-6	0-3	1-8	2 • 5 • 7	3	0	1	0	1	3
11/26 • vs. Liberty		12	0-2	0-1	0-0	1 • 2 • 3	2	2	0	0	0	0
11/30 • Texas State		19	3-5	1-2	0-0	3 • 5 • 8	5/D	0	1	1	1	7
12/04 • North Texas		15	1-2	0-1	0-0	1 • 2 • 3	3	1	1	1	0	2
12/08 • Jackson State		18	1-2	1-2	8-14	4 • 1 • 5	4	1	2	0	1	11
12/12 • vs. Dayton		26	1-7	0-2	0-4	4 • 3 • 7	1	0	2	0	1	2
12/16 • Central Arkansas • UCA		22	3-6	0-0	3-4	3 • 5 • 8	1	0	0	0	0	9
12/21 • Mississippi Valley State		13	1-3	0-2	2-2	1 • 2 • 3	3	1	3	0	1	4
12/30 • at Georgia [SEC]		9	1-1	0-0	0-0	2 • 2 • 4	3	1	1	0	0	2
01/02 • Kentucky [SEC]		27	2-5	0-1	1-2	2 • 5 • 7	1	2	2	0	1	5
01/05 • No. 13/13 Missouri [SEC]												DNP
01/09 • at Vanderbilt [SEC]												DNP
01/13 • Texas A&M [SEC]												DNP
01/16 • Florida [SEC]												DNP
01/19 • Ole Miss [SEC]		9	1-1	0-0	0-2	1 • 1 • 2	0	1	0	1	2	2
01/23 • at No. 18/16 Alabama [SEC]		13	1-2	0-0	0-2	2 • 2 • 4	1	0	0	1	0	2
01/26 • at No. 18/17 Tennessee [SEC]		5	0-1	0-0	0-0	0 • 1 • 1	2	0	1	0	0	0
01/30 • Iowa State [SEC/Big 12]		13	1-3	0-0	0-1	1 • 5 • 6	3	0	0	1	0	2
02/02 • at Arkansas [SEC]		5	0-0	0-0	0-0	1 • 2 • 3	1	1	2	0	0	0
02/06 • at South Carolina [SEC]		3	0-1	0-1	0-0	0 • 1 • 1	1	0	1	0	0	0
02/10 • LSU [SEC]		5	0-1	0-0	0-0	0 • 1 • 1	1	1	0	0	0	0
02/13 • Vanderbilt [SEC]		10	0-0	0-0	1-2	1 • 1 • 2	1	1	0	0	0	1
02/20 • at Ole Miss [SEC]		10	2-3	0-0	0-0	0 • 0 • 0	3	1	4	0	0	4
02/24 • South Carolina [SEC]		14	2-3	0-0	0-0	1 • 4 • 5	2	2	1	0	2	4
02/27 • No. 6/7 Alabama [SEC]		3	0-0	0-0	0-0	0 • 0 • 0	1	0	0	0	0	0
03/03 • at Texas A&M [SEC]		3	0-0	0-0	0-0	0 • 0 • 0	2	0	1	0	0	0
03/06 • at Auburn [SEC]		2	0-0	0-0	0-0	0 • 0 • 0	2	0	1	0	0	0
03/11 • vs. Kentucky [SEC-T]												

J. DAVIS' STANDOUT PERFORMANCES

	19-20 • FR • BAMA	20-21 • SO • MSU	CAREER
10+ Points	9	1	10
20+ Points	1	-	1
Led MSU in Scoring	-	-	0
5+ Rebounds	10	8	18
10+ Rebounds	1	-	1
Double-Doubles	1	-	1
20+ PTS • 10+ REB	1	-	1
Led MSU in Rebounding	-	2	2
5+ Field Goals Made	3	-	3
10+ Field Goals Made	-	-	0
2+ 3-Point Field Goals Made	-	-	0
5+ 3-Point Field Goals Made	-	-	0
5+ Free Throws Made	6	1	7
10+ Free Throws Made	1	-	1
2+ Assists	2	3	5
5+ Assists	-	-	0
2+ Blocks	3	-	3
5+ Blocks	-	-	0
2+ Steals	4	2	6
5+ Steals	-	-	0

J. DAVIS' CAREER STATISTICS

YEAR	GP-GS	MIN • AVG	FG-FGA	PCT	THREE-POINT		FT-FTA	PCT	REBOUND					PTS • AVG	SCHOOL		
					FG-FGA	PCT			OFF-DEF-TOT	AVG	PF-FO	AST	TO			BLK	STL
2019-20	31-14	494 • 15.9	60-101	59.4	2-8	25.0	64-104	61.5	46-72-118	3.8	76-5	14	34	13	19	186 • 6.0	ALABAMA
2020-21	23-0	281 • 12.2	21-54	38.9	2-15	13.3	16-41	39.0	30-50-80	3.5	46-1	15	24	5	9	60 • 2.6	MSU
TOTALS	54-14	775 • 14.3	81-155	52.3	4-23	17.4	80-145	55.2	76-122-198	3.7	122-6	29	58	18	28	246 • 4.6	



#3 D.J. Stewart Jr.

Guard • 6-6 • 205 • R SO • 1L • Grace, Mississippi • Riverside HS

2020-21 OVERALL

PPG	RPG	APG	SPG	BPG
16.5	3.2	2.7	1.4	0.2

2020-21 SEC GAMES

PPG	RPG	APG	SPG	BPG
15.7	3.2	2.8	1.7	0.3

D.J. STEWART JR'S SEASON/CAREER HIGHS

POINTS	
Season	32 • vs. Dayton • 12/12/2020
Career	32 • vs. Dayton • 12/12/2020

REBOUNDS

Season	7 • at Georgia • 12/30/2020
Career	8 • at Oklahoma • 01/25/2020

FIELD GOALS MADE

Season	13 • vs. Dayton • 12/12/2020
Career	13 • vs. Dayton • 12/12/2020

3-POINT FIELD GOALS MADE

Season	5 • Texas State • 11/30/2020
Career	5 • Texas State • 11/30/2020

FREE THROWS MADE

Season	8 • South Carolina • 02/24/2021
	8 • Kentucky • 01/02/2021
Career	8 • 2x • Last: South Carolina • 02/24/2021

ASSISTS

Season	6 • at Ole Miss • 02/20/2021
Career	6 • at Ole Miss • 02/20/2021

BLOCKS

Season	2 • Texas A&M • 01/13/2021
Career	2 • Texas A&M • 01/13/2021
	2 • Arkansas • 01/22/2020
	2 • at Coastal Carolina • 11/24/2019

STEALS

Season	5 • at Arkansas • 02/02/2021
Career	5 • at Arkansas • 02/02/2021

MINUTES

Season	47 • Kentucky • 01/02/2021
	47 • vs. Dayton • 12/12/2020
Career	47 • 2x • Last: Kentucky • 01/02/2021

D.J. STEWART JR'S TOP SCORING PERFORMANCES

RK	PTS	OPPONENT	DATE
1	32	vs. Dayton	12/12/2020
2	29	at South Carolina	02/06/2021
3	27	at No. 18 Alabama	01/23/2021
4	24	No. 13 Missouri	01/05/2021
5	23	Texas State	11/30/2020
6	20	vs. Liberty	11/26/2020
	20	Tennessee	02/01/2020
8	19	at Auburn	03/06/2021
	19	Kentucky	01/02/2021
10	18	Ole Miss	01/19/2021
	18	at Georgia	12/30/2020

D.J. STEWART JR'S GAME-BY-GAME STATISTICS • 2020-21

DATE • OPPONENT	GS	MIN	FG	3FG	FT	REB • O-D-T	PF/D	AST	TO	BLK	STL	PTS
11/25 • vs. Clemson	•	38	5-18	1-3	1-3	3 • 3 • 6	2	2	6	0	2	12
11/26 • vs. Liberty	•	37	8-15	1-3	3-4	1 • 2 • 3	2	4	4	0	0	20
11/30 • Texas State	•	30	9-14	5-6	0-0	0 • 3 • 3	2	2	5	0	0	23
12/04 • North Texas	•	34	6-18	0-3	4-6	0 • 3 • 3	0	0	0	0	1	16
12/08 • Jackson State	•	28	3-8	1-2	4-4	0 • 0 • 0	2	2	1	0	0	11
12/12 • vs. Dayton	•	47	13-22	3-5	3-5	0 • 2 • 2	0	2	3	0	0	32
12/16 • Central Arkansas • UCA	•	35	7-13	3-5	0-0	0 • 6 • 6	2	5	2	0	1	17
12/21 • Mississippi Valley State	•	28	5-8	3-4	2-6	0 • 3 • 3	1	0	2	0	1	15
12/30 • at Georgia [SEC]	•	34	8-20	2-7	0-1	2 • 5 • 7	1	2	1	0	0	18
01/02 • Kentucky [SEC]	•	47	5-16	1-5	8-10	0 • 5 • 5	1	4	3	0	2	19
01/05 • No. 13/13 Missouri [SEC]	•	37	10-14	0-1	4-4	0 • 3 • 3	0	4	4	0	3	24
01/09 • at Vanderbilt [SEC]	•	34	5-11	0-0	6-7	0 • 2 • 2	3	3	1	0	1	16
01/13 • Texas State [SEC]	•	37	3-14	1-6	2-2	2 • 2 • 4	3	4	5	2	1	9
01/16 • Florida [SEC]	•	32	4-15	0-3	3-4	0 • 4 • 4	2	3	4	0	2	11
01/19 • Ole Miss [SEC]	•	37	7-16	3-8	1-2	1 • 2 • 3	0	0	3	0	0	18
01/23 • at No. 18/16 Alabama [SEC]	•	33	9-21	2-6	7-7	0 • 3 • 3	2	2	3	1	4	27
01/26 • at No. 18/17 Tennessee [SEC]	•	36	4-13	0-2	3-3	0 • 0 • 0	3	1	1	0	1	11
01/30 • Iowa State [SEC/Big 12]	•	25	5-16	2-5	5-6	2 • 1 • 3	2	5	0	0	2	17
02/02 • at Arkansas [SEC]	•	37	4-10	0-2	0-0	0 • 3 • 3	3	3	4	0	5	8
02/06 • at South Carolina [SEC]	•	35	10-17	4-6	5-5	0 • 3 • 3	3	1	3	0	3	29
02/10 • LSU [SEC]	•	37	2-8	1-5	0-0	0 • 1 • 1	2	4	1	0	1	5
02/13 • Vanderbilt [SEC]	•	34	3-10	3-8	0-0	0 • 1 • 1	2	3	3	0	2	9
02/20 • at Ole Miss [SEC]	•	34	6-12	0-4	4-4	0 • 3 • 3	1	6	3	1	2	16
02/24 • South Carolina [SEC]	•	32	3-5	1-2	8-9	0 • 4 • 4	2	5	4	0	1	15
02/27 • No. 6/7 Alabama [SEC]	•	34	4-12	0-3	7-9	0 • 1 • 1	1	4	4	1	1	15
03/03 • at Texas A&M [SEC]	•	38	5-13	4-9	0-0	1 • 4 • 5	1	1	3	1	1	14
03/06 • at Auburn [SEC]	•	37	8-15	1-4	2-2	2 • 3 • 5	0	1	1	0	1	19
03/11 • vs. Kentucky [SEC-T]												

D.J. STEWART JR'S STANDOUT PERFORMANCES

	19-20 • FR	20-21 • SO	CAREER
10+ Points	14	23	37
20+ Points	1	6	7
Led MSU in Scoring	1	13	14
5+ Rebounds	2	6	8
10+ Rebounds	-	-	0
Double-Doubles	-	-	0
20+PTS • 5+ REB	-	-	0
Led MSU in Rebounding	1	-	1
5+ Field Goals Made	6	18	24
10+ Field Goals Made	-	3	3
2+ 3-Point Field Goals Made	5	11	16
5+ 3-Point Field Goals Made	-	1	1
5+ Free Throws Made	2	7	9
10+ Free Throws Made	-	-	0
2+ Assists	16	20	36
5+ Assists	1	4	5
2+ Blocks	2	1	3
5+ Blocks	-	-	0
2+ Steals	7	10	17
5+ Steals	-	1	1

D.J. STEWART JR'S • SEC RANKINGS

	ALL • SEC	ALL • SEC
Points	16.5 • 15.7	5th • 8th
20+ PTS Games	6 • 3	T-7th • T-12th
Field Goal Percentage	43.0 • 41.3	10th • 12th
Free Throw Percentage	79.6 • 87.0	12th • 2nd
Steals	1.4 • 1.7	14th • 4th

D.J. STEWART JR'S CAREER STATISTICS

YEAR	GP-GS	MIN • AVG	FG-FGA	PCT	THREE-POINT		FT-FTA	PCT	REBOUND					PTS • AVG		
					FG-FGA	PCT			OFF-DEF-TOT	AVG	PF-FO	AST	TO		BLK	STL
2019-20	31-17	919 • 29.6	98-215	45.6	26-79	32.9	42-60	70.0	9-70-79	2.5	71-1	49	44	7	31	264 • 8.5
2020-21	27-27	946 • 35.0	161-374	43.0	42-119	35.3	82-103	79.6	14-72-86	3.2	43-0	73	74	6	38	446 • 16.5
TOTALS	58-44	1865 • 32.2	259-589	44.0	68-198	34.3	124-163	76.1	23-142-165	2.8	114-1	122	118	13	69	710 • 12.2



#4 Cameron Matthews

Guard/Forward • 6-7 • 220 • FR • HS • Olive Branch, Mississippi • Olive Branch HS

2020-21 OVERALL

PPG	RPG	APG	SPG	BPG
2.2	2.5	1.2	0.8	0.3

2020-21 SEC GAMES

PPG	RPG	APG	SPG	BPG
1.9	2.3	0.6	0.6	0.3

C. MATTHEWS' SEASON/CAREER HIGHS

POINTS

Season	8 • vs. Clemson • 11/25/2020
Career	8 • vs. Clemson • 11/25/2020

REBOUNDS

Season	7 • at No. 18 Alabama • 01/23/2021
Career	7 • at No. 18 Alabama • 01/23/2021

FIELD GOALS MADE

Season	3 • at No. 18 Alabama • 01/23/2021
Career	3 • vs. Clemson • 11/25/2020
Career	3 • 2x • Last: at No. 18 Alabama • 01/23/2021

3-POINT FIELD GOALS MADE

Season	2 • vs. Clemson • 11/25/2020
Career	2 • vs. Clemson • 11/25/2020

FREE THROWS MADE

Season	2 • Iowa State • 01/30/2021
Career	2 • at No. 18 Tennessee • 01/26/2021
Career	2 • 2x • Last: Iowa State • 01/30/2021

ASSISTS

Season	5 • Texas State • 11/30/2020
Career	5 • Texas State • 11/30/2020

BLOCKS

Season	1 • Vanderbilt • 02/13/2021
Season	1 • Iowa State • 01/30/2021
Season	1 • at No. 18 Tennessee • 01/26/2021
Season	1 • Texas A&M • 01/13/2021
Season	1 • No. 13 Missouri • 01/05/2021
Season	1 • Central Arkansas • 12/16/2020
Season	1 • vs. Dayton • 12/12/2020
Season	1 • Jackson State • 12/08/2020
Career	1 • 8x • Last: Vanderbilt • 02/13/2021

STEALS

Season	3 • vs. Clemson • 11/25/2020
Career	3 • vs. Clemson • 11/25/2020

MINUTES

Season	36 • vs. Dayton • 12/12/2020
Career	36 • vs. Dayton • 12/12/2020

C. MATTHEWS' TOP SCORING PERFORMANCES

RK	PTS	OPPONENT	DATE
1	8	vs. Clemson	11/25/2020
2	6	at No. 18 Alabama	01/23/2021
3	5	Texas A&M	01/13/2021
	5	Central Arkansas	12/16/2020
	5	vs. Dayton	12/12/2020

C. MATTHEWS' GAME-BY-GAME STATISTICS • 2020-21

DATE • OPPONENT	GS	MIN	FG	3FG	FT	REB • O-D-T	PF/D	AST	TO	BLK	STL	PTS
11/25 • vs. Clemson	•	34	3-4	2-2	0-4	3 • 2 • 5	4	0	2	0	3	8
11/26 • vs. Liberty	•	32	1-2	0-1	0-0	1 • 1 • 2	2	2	2	0	1	2
11/30 • Texas State	•	26	0-3	0-1	0-0	1 • 2 • 3	3	5	0	0	2	0
12/04 • North Texas	•	24	0-1	0-1	0-0	1 • 1 • 2	2	3	2	0	0	0
12/08 • Jackson State	•	20	1-4	0-0	0-2	2 • 2 • 4	0	2	2	1	1	2
12/12 • vs. Dayton	•	36	2-5	0-1	1-4	2 • 0 • 2	5/D	1	0	1	2	5
12/16 • Central Arkansas • UCA	14	2-2	1-1	0-0	0-0	0 • 2 • 2	1	2	1	1	0	5
12/21 • Mississippi Valley State	11	1-1	0-0	0-0	0-0	1 • 2 • 3	1	3	1	0	1	2
12/30 • at Georgia [SEC]	8	1-2	0-1	0-0	0-0	1 • 1 • 2	1	1	0	0	2	2
01/02 • Kentucky [SEC]	12	1-2	0-0	0-1	2-5	2 • 2 • 4	1	1	0	0	2	2
01/05 • No. 13/13 Missouri [SEC]	12	2-2	0-0	0-0	0-0	1 • 2 • 3	1	0	0	1	0	4
01/09 • at Vanderbilt [SEC]	11	0-1	0-1	1-2	0-0-0	3	0	2	0	1	1	1
01/13 • Texas A&M [SEC]	14	2-5	1-2	0-2	2 • 1 • 3	1	1	0	2	1	0	5
01/16 • Florida [SEC]	15	1-4	0-1	0-2	2 • 2 • 4	0	1	0	0	0	0	2
01/19 • Ole Miss [SEC]	14	0-0	0-0	0-0	0 • 0 • 0	2	2	2	0	1	0	0
01/23 • at No. 18/16 Alabama [SEC]	32	3-6	0-2	0-0	2 • 5 • 7	1	0	2	0	2	2	6
01/26 • at No. 18/17 Tennessee [SEC]	•	31	1-3	0-1	2-5	0 • 2 • 2	2	0	2	1	1	4
01/30 • Iowa State [SEC/Big 12]	•	13	0-1	0-1	2-2	2 • 0 • 2	2	1	0	1	1	2
02/02 • at Arkansas [SEC]	14	0-2	0-1	0-0	1 • 1 • 2	2	0	2	0	0	0	0
02/06 • at South Carolina [SEC]	9	0-1	0-0	0-0	1 • 1 • 2	3	0	0	0	0	0	0
02/10 • LSU [SEC]		DNP										
02/13 • Vanderbilt [SEC]	7	0-0	0-0	0-0	0 • 0 • 0	1	2	1	1	1	0	0
02/20 • at Ole Miss [SEC]	4	0-0	0-0	0-0	1 • 2 • 3	0	0	0	0	0	0	0
02/24 • South Carolina [SEC]	6	0-0	0-0	0-1	2 • 1 • 3	0	0	4	0	0	0	0
02/27 • No. 6/7 Alabama [SEC]	1	0-0	0-0	0-0	0 • 0 • 0	1	0	0	0	0	0	0
03/03 • at Texas A&M [SEC]		DNP										
03/06 • at Auburn [SEC]	18	2-2	0-0	0-0	2 • 0 • 2	4	2	0	0	1	4	
03/11 • vs. Kentucky [SEC-T]												

C. MATTHEWS' STANDOUT PERFORMANCES 20-21 • FR

	20-21 • FR	CAREER
5+ Points	5	5
10+ Points	-	0
Led MSU in Scoring	-	0
5+ Rebounds	2	2
10+ Rebounds	-	0
Double-Doubles	-	0
10+ PTS • 5+ REB	-	0
Led MSU in Rebounding	-	0
5+ Field Goals Made	-	0
10+ Field Goals Made	-	0
2+ 3-Point Field Goals Made	1	1
5+ 3-Point Field Goals Made	-	0
5+ Free Throws Made	-	0
10+ Free Throws Made	-	0
2+ Assists	9	9
5+ Assists	1	1
2+ Blocks	-	0
5+ Blocks	-	0
2+ Steals	6	6
5+ Steals	-	0

C. MATTHEWS' CAREER STATISTICS

YEAR	GP-GS	MIN • AVG	FG-FGA	PCT	THREE-POINT		FT-FTA	PCT	REBOUND	OFF-DEF-TOT	AVG	PF-FO	AST	TO	BLK	STL	PTS • AVG
					FG-FGA	PCT											
2020-21	25-8	418 • 16.7	25-53	43.4	4-17	23.5	6-25	24.0	30-32-62	2.5	43-1	29	25	8	21	56 • 2.2	
TOTALS	25-8	418 • 16.7	25-53	43.4	4-17	23.5	6-25	24.0	30-32-62	2.5	43-1	29	25	8	21	56 • 2.2	



#5 Deivon Smith

Guard • 6-1 • 165 • FR • HS • Loganville, Georgia • Grayson HS

2020-21 OVERALL

PPG 5.1 RPG 3.7 APG 3.1 SPG 1.0 BPG 0.2

2020-21 SEC GAMES

PPG 5.6 RPG 3.6 APG 3.0 SPG 1.2 BPG 0.2

D. SMITH'S SEASON/CAREER HIGHS

POINTS	DATE
Season	13 • at Georgia • 12/30/2020
Career	13 • at Georgia • 12/30/2020

REBOUNDS

Season	8 • at Texas A&M • 03/03/2021
Career	8 • at Texas A&M • 03/03/2021

FIELD GOALS MADE

Season	5 • LSU • 02/10/2021
Career	5 • Iowa State • 01/30/2021

3-POINT FIELD GOALS MADE

Season	3 • at Georgia • 12/30/2020
Career	3 • at Georgia • 12/30/2020

FREE THROWS MADE

Season	3 • Jackson State • 12/08/2020
Career	3 • Jackson State • 12/08/2020

ASSISTS

Season	9 • Iowa State • 01/30/2021
Career	9 • Iowa State • 01/30/2021

BLOCKS

Season • SEC	1 • at South Carolina • 02/06/2021
	1 • at Arkansas • 02/02/2021
	1 • at Georgia • 12/30/2020
Career	1 • 5x • Last: at South Carolina • 02/06/2021

STEALS

Season • SEC	2 • at Auburn • 03/06/2021
	2 • No. 6 Alabama • 02/27/2021
	2 • South Carolina • 02/24/2021
	2 • at Ole Miss • 02/20/2021
	2 • Texas A&M • 01/13/2021
	2 • No. 13 Missouri • 01/05/2021
	2 • at Georgia • 12/30/2020
Career	2 • 9x • Last: at Auburn • 03/06/2021

MINUTES

Season	32 • South Carolina • 02/24/2021
Career	32 • South Carolina • 02/24/2021

D. SMITH'S TOP SCORING PERFORMANCES

RK	PTS	OPPONENT	DATE
1	13	at Georgia	12/30/2020
2	12	LSU	02/10/2021
3	10	Iowa State	01/30/2021
	10	vs. Liberty	11/26/2020
5	9	Vanderbilt	02/13/2021
6	8	at South Carolina	02/06/2021
7	7	at Texas A&M	03/03/2021
8	6	at Auburn	03/06/2021
	6	South Carolina	02/24/2021
	6	at Ole Miss	02/20/2021
	6	at No. 18 Tennessee	01/26/2021
	6	No. 13 Missouri	01/05/2021

D. SMITH'S GAME-BY-GAME STATISTICS - 2020-21

DATE	OPPONENT	GS	MIN	FG	3FG	FT	REB	O-D-T	PF/D	AST	TO	BLK	STL	PTS
11/25	vs. Clemson	•	29	1-6	0-3	0-0	0	4	4	1	1	1	0	2
11/26	vs. Liberty	•	29	3-7	2-2	2-2	0	5	5	2	5	2	1	2
11/30	Texas State	•	29	1-4	0-2	0-0	0	5	5	2	3	3	1	0
12/04	North Texas		17	2-3	0-0	0-0	1	2	3	2	0	2	0	4
12/08	Jackson State		17	1-8	0-2	3-4	0	5	5	0	2	2	0	2
12/12	vs. Dayton		19	0-0	0-0	2-2	0	1	1	3	3	0	0	1
12/16	Central Arkansas - UCA		15	0-3	0-2	0-0	0	1	1	0	2	2	0	0
12/21	Mississippi Valley State		17	0-5	0-4	1-2	2	5	7	1	4	1	0	0
12/30	at Georgia [SEC]		20	4-8	3-4	2-3	0	3	3	1	3	2	1	2
01/02	Kentucky [SEC]		9	1-3	0-1	0-0	0	0	0	1	0	0	0	1
01/05	No. 13/13 Missouri [SEC]		24	2-7	1-1	1-2	0	4	4	2	3	0	0	2
01/09	at Vanderbilt [SEC]		18	2-5	0-0	0-0	0	3	3	1	4	1	0	0
01/13	Texas A&M [SEC]		15	1-2	0-0	0-0	0	2	2	1	0	1	0	2
01/16	Florida [SEC]		26	2-6	0-1	1-2	1	5	6	4	4	2	0	1
01/19	Ole Miss [SEC]		23	1-5	0-1	0-0	0	1	1	2	3	1	0	0
01/23	at No. 18/16 Alabama [SEC]		16	2-4	1-2	0-0	1	1	2	3	2	3	0	0
01/26	at No. 18/17 Tennessee [SEC]		23	2-9	0-3	2-2	1	3	4	3	5	2	0	1
01/30	Iowa State [SEC/Big 12]		23	5-8	0-2	0-0	0	3	3	1	9	1	0	1
02/02	at Arkansas [SEC]	•	18	0-3	0-1	0-1	0	4	4	5/D	1	3	1	1
02/06	at South Carolina [SEC]	•	29	3-12	2-5	0-1	2	4	6	2	5	4	1	1
02/10	LSU [SEC]	•	29	5-8	2-4	0-1	0	1	1	0	1	3	0	1
02/13	Vanderbilt [SEC]		29	4-11	1-3	0-1	0	6	6	2	6	2	0	1
02/20	at Ole Miss [SEC]		21	2-3	0-0	2-3	0	2	2	3	2	1	0	2
02/24	South Carolina [SEC]	•	32	2-5	2-4	0-0	0	3	3	2	3	2	0	2
02/27	No. 6/7 Alabama [SEC]		20	1-6	0-1	0-0	0	3	3	2	4	0	0	2
03/03	at Texas A&M [SEC]		26	2-5	2-4	1-2	0	8	8	1	6	2	0	0
03/06	at Auburn [SEC]	•	21	3-9	0-2	0-0	2	5	7	3	2	3	0	2
03/11	vs. Kentucky [SEC-T]													

D. SMITH'S STANDOUT PERFORMANCES

	20-21 • FR	CAREER
5+ Points	15	15
10+ Points	4	4
Led MSU in Scoring	-	0
5+ Rebounds	9	9
10+ Rebounds	-	0
Double-Doubles	-	0
10+PTS • 5+ ASST	2	2
Led MSU in Rebounding	2	2
5+ Field Goals Made	2	2
10+ Field Goals Made	-	0
2+ 3-Point Field Goals Made	6	6
5+ 3-Point Field Goals Made	-	0
5+ Free Throws Made	-	0
10+ Free Throws Made	-	0
2+ Assists	21	21
5+ Assists	6	6
2+ Blocks	-	0
5+ Blocks	-	0
2+ Steals	9	9
5+ Steals	-	0

D. SMITH'S CAREER STATISTICS

YEAR	GP-GS	MIN • AVG	FG-FGA	PCT	THREE-POINT		FT-FTA	PCT	REBOUND					PTS • AVG		
					FG-FGA	PCT			OFF-DEF-TOT	AVG	PF-FO	AST	TO		BLK	STL
2020-21	27-8	596 • 22.1	52-155	33.5	16-54	29.6	17-28	60.7	10-89-99	3.7	48-1	83	49	5	28	137 • 5.1
TOTALS	27-8	596 • 22.1	52-155	33.5	16-54	29.6	17-28	60.7	10-89-99	3.7	48-1	83	49	5	28	137 • 5.1



#11 Andersson Garcia

Guard/Forward • 6-7 • 205 • FR • HS • Moca, Dominican Republic • Hamilton Heights HS - Tennessee

2020-21 OVERALL

PPG	RPG	APG	SPG	BPG
2.0	0.9	0.4	0.4	0.1

2020-21 SEC GAMES

PPG	RPG	APG	SPG	BPG
4.0	1.0	0.0	0.0	0.0

A. GARCIA'S SEASON/CAREER HIGHS

POINTS

Season	5 • Iowa State • 01/30/2021
Career	5 • Iowa State • 01/30/2021

REBOUNDS

Season	3 • Texas State • 11/30/2020
Career	3 • Texas State • 11/30/2020

FIELD GOALS MADE

Season	2 • South Carolina • 02/24/2021
	2 • Iowa State • 01/30/2021
Career	2 • 2x • Last: South Carolina • 02/24/2021

3-POINT FIELD GOALS MADE

Season	1 • Iowa State • 01/30/2021
	1 • Central Arkansas • 12/16/2020
Career	1 • 2x • Last: Iowa State • 01/30/2021

FREE THROWS MADE

Season	
Career	

ASSISTS

Season	2 • Iowa State • 01/30/2021
Career	2 • Iowa State • 01/30/2021

BLOCKS

Season	1 • Jackson State • 12/08/2020
Career	1 • Jackson State • 12/08/2020

STEALS

Season	1 • Iowa State • 01/30/2021
	1 • Mississippi Valley State • 12/21/2020
	1 • Jackson State • 12/08/2020
Career	1 • 3x • Last: Iowa State • 01/30/2021

MINUTES

Season	7 • Iowa State • 01/30/2021
	7 • Texas State • 11/30/2020
Career	7 • 2x • Last: Iowa State • 01/30/2021

A. GARCIA'S TOP SCORING PERFORMANCES

RK	PTS	OPPONENT	DATE
1	5	Iowa State	01/30/2021
2	4	South Carolina	02/24/2021
3	3	Central Arkansas	12/16/2020
4	2	Mississippi Valley State	12/21/2020
	2	Jackson State	12/08/2020

A. GARCIA'S GAME-BY-GAME STATISTICS • 2020-21

DATE • OPPONENT	GS	MIN	FG	3FG	FT	REB • O-D-T	PF/D	AST	TO	BLK	STL	PTS
11/25 • vs. Clemson		2	0-0	0-0	0-0	0 • 0 • 0	1	0	1	0	0	0
11/26 • vs. Liberty		2	0-0	0-0	0-0	0 • 0 • 0	0	0	0	0	0	0
11/30 • Texas State		7	0-2	0-0	0-0	2 • 1 • 3	0	0	1	0	0	0
12/04 • North Texas	DNP											
12/08 • Jackson State		5	1-2	0-1	0-1	1 • 1 • 2	0	0	1	1	1	2
12/12 • vs. Dayton	DNP											
12/16 • Central Arkansas • UCA		1	1-1	1-1	0-0	0 • 0 • 0	0	0	0	0	0	3
12/21 • Mississippi Valley State		4	1-2	0-0	0-0	0 • 1 • 1	1	1	0	0	1	2
12/30 • at Georgia [SEC]	DNP											
01/02 • Kentucky [SEC]	DNP											
01/05 • No. 13/13 Missouri [SEC]	DNP											
01/09 • at Vanderbilt [SEC]	DNP											
01/13 • Texas A&M [SEC]	DNP											
01/16 • Florida [SEC]	DNP											
01/19 • Ole Miss [SEC]	DNP											
01/23 • at No. 18/16 Alabama [SEC]	DNP											
01/26 • at No. 18/17 Tennessee [SEC]	DNP											
01/30 • Iowa State [SEC/Big 12]		7	2-2	1-1	0-0	0 • 0 • 0	0	2	0	0	1	5
02/02 • at Arkansas [SEC]	DNP											
02/06 • at South Carolina [SEC]	DNP											
02/10 • LSU [SEC]	DNP											
02/13 • Vanderbilt [SEC]	DNP											
02/20 • at Ole Miss [SEC]	DNP											
02/24 • South Carolina [SEC]		1	2-2	0-0	0-0	1 • 0 • 1	0	0	0	0	0	4
02/27 • No. 6/7 Alabama [SEC]	DNP											
03/03 • at Texas A&M [SEC]	DNP											
03/06 • at Auburn [SEC]	DNP											
03/11 • vs. Kentucky [SEC-T]												

A. GARCIA'S CAREER STATISTICS

YEAR	GP-GS	MIN • AVG	FG-FGA	PCT	THREE-POINT				REBOUND				PTS • AVG			
					FG-FGA	PCT	FT-FTA	PCT	OFF-DEF-TOT	AVG	PF-FO	AST		TO	BLK	STL
2020-21	8-0	28 • 3.5	7-11	63.6	2-3	66.7	0-2	0.0	4-3-7	0.9	2-0	3	3	1	3	16 • 2.0
TOTALS	8-0	28 • 3.5	7-11	63.6	2-3	66.7	0-2	0.0	4-3-7	0.9	2-0	3	3	1	3	16 • 2.0



#20 Derek Fountain

Forward • 6-9 • 210 • FR • HS • Holly Springs, Mississippi • Holly Springs HS

2020-21 OVERALL

PPG 4.7 RPG 2.5 APG 0.9 SPG 0.3 BPG 0.5

2020-21 SEC GAMES

PPG 5.8 RPG 3.3 APG 1.3 SPG 0.4 BPG 0.8

D. FOUNTAIN'S SEASON/CAREER HIGHS

POINTS

Season 20 • LSU • 02/10/2021
 Career 20 • LSU • 02/10/2021

REBOUNDS

Season 7 • LSU • 02/10/2021
 Career 7 • LSU • 02/10/2021

FIELD GOALS MADE

Season 8 • LSU • 02/10/2021
 Career 8 • LSU • 02/10/2021

3-POINT FIELD GOALS MADE

Season 4 • LSU • 02/10/2021
 Career 4 • LSU • 02/10/2021

FREE THROWS MADE

Season 1 • No. 6 Alabama • 02/27/2021
 1 • at South Carolina • 02/06/2021
 1 • at Arkansas • 02/02/2021
 Career 1 • 3x • Last: No. 6 Alabama • 02/27/2021

ASSISTS

Season 3 • at Ole Miss • 02/20/2021
 Career 3 • at Ole Miss • 02/20/2021

BLOCKS

Season 2 • South Carolina • 02/24/2021
 2 • at South Carolina • 02/06/2021
 Career 2 • 2x • Last: South Carolina • 02/24/2021

STEALS

Season 1 • at Ole Miss • 02/20/2021
 1 • Vanderbilt • 02/13/2021
 1 • LSU • 02/10/2021
 1 • at South Carolina • 02/06/2021
 Career 1 • 4x • Last: at Ole Miss • 02/20/2021

MINUTES

Season 31 • at Ole Miss • 02/20/2021
 Career 31 • at Ole Miss • 02/20/2021

D. FOUNTAIN'S TOP SCORING PERFORMANCES

RK	PTS	OPPONENT	DATE
1	20	LSU	02/10/2021
2	9	at South Carolina	02/06/2021
3	7	South Carolina	02/24/2021
	7	at Arkansas	02/02/2021
	7	Iowa State	01/30/2021

D. FOUNTAIN'S GAME-BY-GAME STATISTICS • 2020-21

DATE	OPPONENT	GS	MIN	FG	3FG	FT	REB	O-D-T	PF/D	AST	TO	BLK	STL	PTS
11/25	vs. Clemson	DNP												
11/26	vs. Liberty	DNP												
11/30	• Texas State		2	0-0	0-0	0-0	0	0-0-0	0	0	0	0	0	0
12/04	• North Texas	DNP												
12/08	• Jackson State		3	1-2	0-1	0-0	1	0-0-1	0	0	0	0	0	2
12/12	• vs. Dayton	DNP												
12/16	• Central Arkansas • UCA	DNP												
12/21	• Mississippi Valley State		3	0-0	0-0	0-0	0	0-2-2	0	0	0	0	0	0
12/30	• at Georgia [SEC]	DNP												
01/02	• Kentucky [SEC]	DNP												
01/05	• No. 13/13 Missouri [SEC]	DNP												
01/09	• at Vanderbilt [SEC]	DNP												
01/13	• Texas A&M [SEC]	DNP												
01/16	• Florida [SEC]	DNP												
01/19	• Ole Miss [SEC]	DNP												
01/23	• at No. 18/16 Alabama [SEC]	DNP												
01/26	• at No. 18/17 Tennessee [SEC]	DNP												
01/30	• Iowa State [SEC/Big 12]		5	3-3	1-1	0-0	0	0-0-0	0	0	0	0	0	7
02/02	• at Arkansas [SEC]		10	2-7	2-5	1-3	1	1-3-4	1	0	2	1	0	7
02/06	• at South Carolina [SEC]		29	3-4	2-2	1-1	0	0-4-4	2	2	2	2	1	9
02/10	• LSU [SEC]		27	8-12	4-7	0-0	2	2-5-7	3	2	2	1	1	20
02/13	• Vanderbilt [SEC]		17	1-5	0-2	0-0	0	0-2-2	1	0	1	0	1	2
02/20	• at Ole Miss [SEC]		31	1-2	0-1	0-0	0	0-3-3	4	3	2	0	1	2
02/24	• South Carolina [SEC]		26	3-9	1-3	0-0	0	0-3-3	3	2	2	2	0	7
02/27	• No. 6/7 Alabama [SEC]		19	1-3	0-2	1-2	1	1-1-2	2	1	1	0	0	3
03/03	• at Texas A&M [SEC]		21	1-4	0-1	0-0	0	0-5-5	1	2	0	1	0	2
03/06	• at Auburn [SEC]		6	0-1	0-1	0-0	0	0-0-0	0	0	0	0	0	0
03/11	• vs. Kentucky [SEC-T]													

D. FOUNTAIN'S STANDOUT PERFORMANCES

	20-21 • FR	CAREER
5+ Points	5	5
10+ Points	1	1
20+ Points	1	1
Led MSU in Scoring	-	0
5+ Rebounds	2	2
10+ Rebounds	-	0
Double-Doubles	-	0
10+PTS • 5+ REB	1	1
20+ PTS • 5+ REB	1	1
Led MSU in Rebounding	-	0
5+ Field Goals Made	1	1
10+ Field Goals Made	-	0
2+ 3-Point Field Goals Made	3	3
5+ 3-Point Field Goals Made	-	0
5+ Free Throws Made	-	0
10+ Free Throws Made	-	0
2+ Assists	5	5
5+ Assists	-	0
2+ Blocks	2	2
5+ Blocks	-	0
2+ Steals	-	0
5+ Steals	-	0

D. FOUNTAIN'S CAREER STATISTICS

YEAR	GP-GS	MIN • AVG	FG-FGA	PCT	THREE-POINT		FT-FTA	PCT	REBOUND	OFF-DEF-TOT	AVG	PF-FO	AST	TO	BLK	STL	PTS • AVG
					FG-FGA	PCT											
2020-21	13-4	199 • 15.3	24-52	46.2	10-26	38.5	3-6	50.0	5-28-33	2.5	17-0	12	12	7	4	4	61 • 4.7
TOTALS	13-4	199 • 15.3	24-52	46.2	10-26	38.5	3-6	50.0	5-28-33	2.5	17-0	12	12	7	4	4	61 • 4.7



#24 Abdul Ado

Forward • 6-11 • 255 • R SR • 3L • Lagos, Nigeria • Hamilton Heights HS - Tennessee

2019-20 OVERALL

PPG	RPG	APG	SPG	BPG
5.6	6.3	0.7	0.7	2.0

2020-21 SEC GAMES

PPG	RPG	APG	SPG	BPG
5.9	6.3	0.8	0.8	2.3

A. ADO'S SEASON/CAREER HIGHS

POINTS	
Season	14 • vs. Liberty • 11/26/2020
Career	19 • at Texas A&M • 02/20/2018

REBOUNDS

Season	12 • at No. 18 Tennessee • 01/26/2021
Career	13 • Little Rock • 12/20/2017

FIELD GOALS MADE

Season	5 • Florida • 01/16/2021
Career	8 • at Texas A&M • 02/20/2018

3-POINT FIELD GOALS MADE

Season	0
Career	0

FREE THROWS MADE

Season	5 • South Carolina • 02/24/2021
Career	7 • Radford • 12/18/2019

ASSISTS

Season	3 • LSU • 02/10/2021
Career	3 • LSU • 02/10/2021 3 • vs. Southern Miss • 12/23/2017

BLOCKS

Season	5 • at Texas A&M • 03/03/2021 5 • North Texas • 12/04/2020
Career	9 • No. 8 Auburn • 01/04/2020

STEALS

Season	3 • Kentucky • 01/02/2021
Career	4 • at No. 25 Cincinnati • 12/12/2017

MINUTES

Season	36 • Ole Miss • 01/19/2021
Career	37 • at South Carolina • 03/03/2020 37 • South Carolina • 02/24/2018

A. ADO'S TOP SCORING PERFORMANCES

RK	PTS	OPPONENT	DATE
1	19	at Texas A&M	02/20/2018
2	17	Radford	12/18/2019
3	16	at South Carolina	01/31/2018
4	15	Nebraska • NIT	03/04/2018
4	15	at Vanderbilt	02/14/2018
6	14	vs. Liberty	11/26/2020
14		South Carolina	02/19/2020
8	13	vs. Kansas State	12/14/2019
13		vs. Penn State • NIT	03/27/2018
10	12	at LSU	01/11/2020
12		at South Carolina	01/08/2019
12		Missouri	01/27/2018
12		at Florida	01/10/2018
12		Green Bay	11/20/2017
12		Florida A&M • FAMU	11/18/2017

A. ADO'S GAME-BY-GAME STATISTICS • 2020-21

DATE • OPPONENT	GS	MIN	FG	3FG	FT	REB • O-D-T	PF/D	AST	TO	BLK	STL	PTS
11/25 • vs. Clemson	•	16	0-4	0-0	0-0	3 • 4 • 7	5/D	1	3	0	0	0
11/26 • vs. Liberty	•	34	5-5	0-0	4-5	1 • 4 • 5	3	1	2	1	0	14
11/30 • Texas State	•	14	2-2	0-0	3-4	2 • 3 • 5	3	1	2	2	0	7
12/04 • North Texas	•	27	3-6	0-0	0-0	4 • 5 • 9	4	0	1	5	2	6
12/08 • Jackson State	•	21	1-3	0-0	2-2	3 • 5 • 8	3	2	1	1	0	4
12/12 • vs. Dayton	•	31	1-3	0-0	0-0	2 • 5 • 7	5/D	0	1	0	1	2
12/16 • Central Arkansas • UCA	•	24	3-5	0-0	0-1	2 • 3 • 5	2	0	2	2	1	6
12/21 • Mississippi Valley State	•	23	2-4	0-0	0-1	1 • 2 • 3	2	0	2	1	1	4
12/30 • at Georgia [SEC]	•	32	1-3	0-0	3-5	4 • 4 • 8	4	2	2	3	2	5
01/02 • Kentucky [SEC]	•	34	2-3	0-0	1-1	1 • 4 • 5	3	1	2	4	3	5
01/05 • No. 13/13 Missouri [SEC]	•	33	1-4	0-0	4-4	2 • 5 • 7	1	1	0	3	0	6
01/09 • at Vanderbilt [SEC]	•	33	4-8	0-0	0-0	3 • 5 • 8	4	1	0	1	0	8
01/13 • Texas A&M [SEC]	•	30	2-3	0-0	0-0	1 • 4 • 5	2	0	2	1	1	4
01/16 • Florida [SEC]	•	34	5-5	0-0	1-2	3 • 6 • 9	3	1	0	3	1	11
01/19 • Ole Miss [SEC]	•	36	1-5	0-0	2-2	4 • 5 • 9	0	1	1	3	1	4
01/23 • at No. 18/16 Alabama [SEC]	•	32	3-3	0-0	0-0	0 • 1 • 1	0	0	0	3	1	6
01/26 • at No. 18/17 Tennessee [SEC]	•	32	2-5	0-0	2-5	7 • 5 • 12	1	0	4	1	1	6
01/30 • Iowa State [SEC/Big 12]	•	16	0-1	0-0	0-0	3 • 4 • 7	1	1	3	0	0	0
02/02 • at Arkansas [SEC]	•	23	1-4	0-0	0-0	0 • 1 • 1	0	0	0	2	0	2
02/06 • at South Carolina [SEC]	•	28	1-3	0-0	0-0	3 • 4 • 7	2	0	2	2	1	2
02/10 • LSU [SEC]	•	25	0-0	0-0	2-2	3 • 3 • 6	3	3	2	0	0	2
02/13 • Vanderbilt [SEC]	•	21	2-3	0-0	0-0	0 • 1 • 1	2	0	1	2	1	4
02/20 • at Ole Miss [SEC]	•	31	4-9	0-0	1-1	4 • 3 • 7	3	0	0	1	0	9
02/24 • South Carolina [SEC]	•	23	3-5	0-0	5-6	3 • 5 • 8	0	0	2	3	1	11
02/27 • No. 6/7 Alabama [SEC]	•	29	4-6	0-0	1-2	2 • 7 • 9	0	1	1	4	1	9
03/03 • at Texas A&M [SEC]	•	27	4-5	0-0	0-3	3 • 3 • 6	1	1	2	5	0	8
03/06 • at Auburn [SEC]	•	33	1-2	0-0	3-4	3 • 2 • 5	2	2	2	1	0	5
03/11 • vs. Kentucky [SEC-T]												

A. ADO'S STANDOUT PERFORMANCES

	17-18 • FR	18-19 • SO	19-20 • JR	20-21 • SR	CAREER
10+ Points	12	4	4	3	23
20+ Points	-	-	-	-	0
Led MSU in Scoring	2	-	-	-	2
5+ Rebounds	25	11	25	23	84
10+ Rebounds	5	2	4	1	12
Double-Doubles	3	-	2	-	5
20+PTS • 10+ REB	-	-	-	-	0
Led MSU in Rebounding	15	3	4	8	30
5+ Field Goals Made	9	1	3	2	15
10+ Field Goals Made	-	-	-	-	0
2+ 3-Point Field Goals Made	-	-	-	-	0
5+ 3-Point Field Goals Made	-	-	-	-	0
5+ Free Throws Made	-	-	2	1	3
10+ Free Throws Made	-	-	-	-	0
2+ Assists	2	3	6	5	16
5+ Assists	-	-	-	-	0
2+ Blocks	19	18	16	15	68
5+ Blocks	1	2	2	2	7
2+ Steals	6	5	3	3	17
5+ Steals	-	-	-	-	0

A. ADO'S • SEC RANKINGS

	ALL • SEC	ALL • SEC
Blocks	2.0 • 2.3	3rd • T-2nd
Offensive Rebounds	2.5 • 2.6	6th • 6th
Rebounds	6.3 • 6.3	10th • 9th

A. ADO'S CAREER STATISTICS

YEAR	GP-GS	MIN • AVG	FG-FGA	PCT	THREE-POINT			REBOUND			PF-FO	AST	TO	BLK	STL	PTS • AVG
					FG-FGA	PCT	FT-FTA	PCT	OFF-DEF-TOT	AVG						
2017-18	36-36	953 • 26.5	112-182	61.5	0-0	0.0	58-113	51.3	103-128-231	6.4	93-2	13	71	67	28	282 • 7.8
2018-19	31-30	746 • 24.1	51-83	61.4	0-0	0.0	43-69	62.3	54-86-140	4.5	87-1	13	35	57	20	145 • 4.7
2019-20	31-31	878 • 28.3	69-116	59.5	0-0	0.0	39-64	60.9	100-109-209	6.7	82-2	20	42	58	16	177 • 5.7
2020-21	27-27	742 • 27.5	58-109	53.2	0-0	0.0	34-50	68.0	67-103-170	6.3	59-2	20	40	54	19	150 • 5.6
TOTALS	125-124	3318 • 26.5	290-490	59.2	0-0	0.0	174-296	58.8	324-426-750	6.0	321-7	66	188	236	83	754 • 6.0



#30 Andrew Junkin

Forward • 6-11 • 240 • R SO • 1L • New Hope, Mississippi • New Hope HS

2020-21 OVERALL

PPG **1.3** RPG **0.0** APG **0.0** SPG **0.0** BPG **0.3**

2020-21 SEC GAMES

PPG **0.0** RPG **0.0** APG **0.0** SPG **0.0** BPG **0.3**

A. JUNKIN'S SEASON/CAREER HIGHS

POINTS

Season 2 • Iowa State • 01/30/2021
 2 • Jackson State • 12/08/2020
 Career 2 • Iowa State • 01/30/2021
 2 • Jackson State • 12/08/2020

REBOUNDS

Season
 Career

FIELD GOALS MADE

Season 1 • Iowa State • 01/30/2021
 1 • Jackson State • 12/08/2020
 Career 1 • Iowa State • 01/30/2021
 1 • Jackson State • 12/08/2020

3-POINT FIELD GOALS MADE

Season
 Career

FREE THROWS MADE

Season
 Career

ASSISTS

Season
 Career

BLOCKS

Season 1 • Iowa State • 01/30/2021
 Career 1 • Iowa State • 01/30/2021
 1 • at Coastal Carolina • 11/24/2019

STEALS

Season
 Career

MINUTES

Season 5 • Iowa State • 01/30/2021
 Career 5 • Iowa State • 01/30/2021

A. JUNKIN'S TOP SCORING PERFORMANCES

RK	PTS	OPPONENT	DATE
1	2	Iowa State	01/30/2021
2	2	Jackson State	12/08/2020

A. JUNKIN'S GAME-BY-GAME STATISTICS • 2020-21

DATE	OPPONENT	GS	MIN	FG	3FG	FT	REB	O-D-T	PF/D	AST	TO	BLK	STL	PTS
11/25	vs. Clemson	DNP												
11/26	vs. Liberty	DNP												
11/30	Texas State	DNP												
12/04	North Texas	DNP												
12/08	Jackson State		3	1-1	0-0	0-0	0	0-0-0	1	0	1	0	0	2
12/12	vs. Dayton	DNP												
12/16	Central Arkansas • UCA	DNP												
12/21	Mississippi Valley State		3	0-0	0-0	0-0	0	0-0-0	0	0	0	0	0	0
12/30	at Georgia [SEC]	DNP												
01/02	Kentucky [SEC]	DNP												
01/05	No. 13/13 Missouri [SEC]	DNP												
01/09	at Vanderbilt [SEC]	DNP												
01/13	Texas A&M [SEC]	DNP												
01/16	Florida [SEC]	DNP												
01/19	Ole Miss [SEC]	DNP												
01/23	at No. 18/16 Alabama [SEC]	DNP												
01/26	at No. 18/17 Tennessee [SEC]	DNP												
01/30	Iowa State [SEC/Big 12]		5	1-1	0-0	0-0	0	0-0-0	1	0	0	1	0	2
02/02	at Arkansas [SEC]	DNP												
02/06	at South Carolina [SEC]	DNP												
02/10	LSU [SEC]	DNP												
02/13	Vanderbilt [SEC]	DNP												
02/20	at Ole Miss [SEC]	DNP												
02/24	South Carolina [SEC]	DNP												
02/27	No. 6/7 Alabama [SEC]	DNP												
03/03	at Texas A&M [SEC]	DNP												
03/06	at Auburn [SEC]	DNP												
03/11	vs. Kentucky [SEC-T]													

A. JUNKIN'S CAREER STATISTICS

YEAR	GP-GS	MIN - AVG	FG-FGA	PCT	THREE-POINT		FT-FTA	PCT	REBOUND		PF-FO	AST	TO	BLK	STL	PTS - AVG
					FG-FGA	PCT			OFF-DEF-TOT	AVG						
2019-20	3-0	5 • 1.8	0-1	0.0	0-0	0-0	0-0	0.0	0-0-0	0.0	0-0	0	0	1	0	0 • 0.0
2020-21	3-0	10 • 3.4	2-2	100.0	0-0	0-0	0-0	0.0	0-0-0	0.0	2-0	0	1	1	0	4 • 1.3
TOTALS	6-0	16 • 2.6	2-3	66.7	0-0	0-0	0-0	0.0	0-0-0	0.0	2-0	0	1	2	0	4 • 0.7



#32 Quinten Post

Forward • 7-0 • 240 • 50 • 1L • Amsterdam, The Netherlands • Cartesius Lyceum HS

2020-21 OVERALL

PPG	RPG	APG	SPG	BPG
2.9	2.3	0.4	0.3	0.5

2020-21 SEC GAMES

PPG	RPG	APG	SPG	BPG
2.0	2.3	0.3	0.4	0.6

Q. POST'S SEASON/CAREER HIGHS

POINTS

Season	10 • Mississippi Valley State • 12/21/2020
Career	10 • Mississippi Valley State • 12/21/2020

REBOUNDS

Season	10 • at No. 18 Tennessee • 01/26/2021
Career	10 • at No. 18 Tennessee • 01/26/2021

FIELD GOALS MADE

Season	4 • Mississippi Valley State • 12/21/2020
	4 • Texas State • 11/30/2020
Career	4 • 2x • Last: Mississippi Valley State • 12/21/2020

3-POINT FIELD GOALS MADE

Season	2 • at Arkansas • 02/02/2021
	2 • vs. Dayton • 12/12/2020
Career	2 • 2x • Last: at Arkansas • 02/02/2021

FREE THROWS MADE

Season	2 • Mississippi Valley State • 12/21/2020
Career	2 • Mississippi Valley State • 12/21/2020
	2 • at Coastal Carolina • 11/24/2019

ASSISTS

Season	3 • Texas State • 11/30/2020
Career	3 • Texas State • 11/30/2020

BLOCKS

Season	2 • at No. 18 Tennessee • 01/26/2021
	2 • at Georgia • 12/30/2020
	2 • Texas State • 11/30/2020
Career	2 • 3x • Last: at No. 18 Tennessee • 01/26/2021

STEALS

Season	2 • at Arkansas • 02/02/2021
	2 • at No. 18 Tennessee • 01/26/2021
Career	2 • 2x • Last: at Arkansas • 02/02/2021

MINUTES

Season	16 • Iowa State • 01/30/2021
	16 • at No. 18 Tennessee • 01/26/2021
	16 • Texas State • 11/30/2020
Career	16 • 3x • Last: Iowa State • 01/30/2021

Q. POST'S TOP SCORING PERFORMANCES

RK	PTS	OPPONENT	DATE
1	10	Mississippi Valley State	12/21/2020
2	9	Texas State	11/30/2020
3	7	Iowa State	01/30/2021
4	6	at Texas A&M	03/03/2021
	6	at Arkansas	02/02/2021
	6	vs. Dayton	12/12/2020
7	5	at No. 18 Tennessee	01/26/2021
	5	Texas A&M	01/13/2021

Q. POST'S GAME-BY-GAME STATISTICS • 2020-21

DATE • OPPONENT	GS	MIN	FG	3FG	FT	REB • O-D-T	PF/D	AST	TO	BLK	STL	PTS
11/25 • vs. Clemson		2	0-0	0-0	0-0	0 • 0 • 0	1	0	1	0	0	0
11/26 • vs. Liberty		DNP										
11/30 • Texas State		16	4-9	1-4	0-1	2 • 3 • 5	4	3	1	2	0	9
12/04 • North Texas		7	2-3	0-1	0-0	1 • 1 • 2	2	0	0	0	0	4
12/08 • Jackson State		10	0-3	0-1	0-0	2 • 0 • 2	1	0	0	0	0	0
12/12 • vs. Dayton		11	2-5	2-4	0-0	1 • 0 • 1	1	0	0	0	1	6
12/16 • Central Arkansas • UCA		4	1-2	0-0	0-0	1 • 0 • 1	0	0	0	0	0	2
12/21 • Mississippi Valley State		14	4-6	0-2	2-3	0 • 1 • 1	0	1	1	0	0	10
12/30 • at Georgia [SEC]		3	0-0	0-0	0-0	0 • 0 • 0	0	0	0	2	0	0
01/02 • Kentucky [SEC]		5	1-2	0-0	0-0	2 • 0 • 2	1	0	1	0	0	2
01/05 • No. 13/13 Missouri [SEC]		6	0-2	0-1	0-0	0 • 1 • 1	3	0	2	0	0	0
01/09 • at Vanderbilt [SEC]		9	1-2	1-2	0-0	0 • 3 • 3	0	0	0	0	0	3
01/13 • Texas A&M [SEC]		10	2-3	1-2	0-0	1 • 2 • 3	1	0	0	1	0	5
01/16 • Florida [SEC]		4	0-0	0-0	0-0	0 • 0 • 0	3	0	2	0	0	0
01/19 • Ole Miss [SEC]		DNP										
01/23 • at No. 18/16 Alabama [SEC]		3	0-0	0-0	0-0	0 • 1 • 1	1	0	1	0	0	0
01/26 • at No. 18/17 Tennessee [SEC]		16	2-4	1-2	0-0	3 • 7 • 10	1	0	1	2	2	5
01/30 • Iowa State [SEC/Big 12]		16	3-5	1-1	0-2	2 • 4 • 6	2	0	1	1	1	7
02/02 • at Arkansas [SEC]		15	2-6	2-6	0-0	1 • 1 • 2	0	1	2	0	2	6
02/06 • at South Carolina [SEC]		12	1-1	0-0	0-0	1 • 3 • 4	2	1	2	1	1	2
02/10 • LSU [SEC]		7	0-2	0-2	1-2	0 • 0 • 0	1	1	0	0	0	1
02/13 • Vanderbilt [SEC]		15	0-5	0-3	0-0	1 • 2 • 3	1	1	1	1	1	0
02/20 • at Ole Miss [SEC]		6	0-1	0-1	0-0	0 • 0 • 0	0	0	0	0	0	0
02/24 • South Carolina [SEC]		12	2-4	0-0	0-0	2 • 3 • 5	1	1	2	1	0	4
02/27 • No. 6/7 Alabama [SEC]		6	0-1	0-1	0-0	0 • 1 • 1	2	0	0	1	0	0
03/03 • at Texas A&M [SEC]		10	3-3	0-0	0-0	1 • 1 • 2	0	0	2	0	0	6
03/06 • at Auburn [SEC]		8	0-0	0-0	0-0	0 • 2 • 2	0	0	0	1	0	0
03/11 • vs. Kentucky [SEC-T]												

Q. POST'S STANDOUT PERFORMANCES

	19-20 • FR	20-21 • SO	CAREER
5+ Points	-	8	8
10+ Points	-	1	1
Led MSU in Scoring	-	-	0
5+ Rebounds	-	4	4
10+ Rebounds	-	1	1
Double-Doubles	-	-	0
10+ PTS • 5+ REB	-	-	0
Led MSU in Rebounding	-	-	0
5+ Field Goals Made	-	-	0
10+ Field Goals Made	-	-	0
2+ 3-Point Field Goals Made	-	2	2
5+ 3-Point Field Goals Made	-	-	0
5+ Free Throws Made	-	-	0
10+ Free Throws Made	-	-	0
2+ Assists	-	1	1
5+ Assists	-	-	0
2+ Blocks	-	3	3
5+ Blocks	-	-	0
2+ Steals	-	2	2
5+ Steals	-	-	0

Q. POST'S CAREER STATISTICS

YEAR	GP-GS	MIN • AVG	FG-FGA	PCT	THREE-POINT		FT-FTA	PCT	REBOUND	OFF-DEF-TOT	AVG	PF-FO	AST	TO	BLK	STL	PTS • AVG
					FG-FGA	PCT											
2019-20	8-0	21 • 2.6	3-8	37.5	1-3	33.3	2-2	100.0	3-9-12	1.5	4-0	1	3	1	0	9 • 1.1	
2020-21	25-0	227 • 9.1	30-69	43.5	9-33	27.3	3-8	37.5	21-36-57	2.3	28-0	9	21	13	8	72 • 2.9	
TOTALS	33-0	248 • 7.5	33-77	42.9	10-36	27.8	5-10	50.0	24-45-69	2.1	32-0	10	24	14	8	81 • 2.5	



#35 Tolu Smith

Forward • 6-10 • 245 • R SO • TR • Bay St. Louis, Mississippi • Kahuku HS - Hawaii • Western Kentucky

2020-21 OVERALL

PPG	RPG	APG	SPG	BPG
12.7	8.6	1.2	0.6	0.7

2020-21 SEC GAMES

PPG	RPG	APG	SPG	BPG
12.0	8.5	1.3	0.7	0.7

T. SMITH'S SEASON/CAREER HIGHS

POINTS	
Season	27 • Florida • 01/16/2021
Career	27 • Florida • 01/16/2021

REBOUNDS

Season	14 • Florida • 01/16/2021
Career	14 • Florida • 01/16/2021

FIELD GOALS MADE

Season	11 • Florida • 01/16/2021
Career	11 • Florida • 01/16/2021

3-POINT FIELD GOALS MADE

Season	
Career	

FREE THROWS MADE

Season	6 • at Auburn • 03/06/2021
	6 • Texas State • 11/30/2020
	6 • vs. Liberty • 11/26/2020
	6 • vs. Clemson • 11/25/2020
Career	6 • 4x • Last: at Auburn • 03/06/2021

ASSISTS

Season	5 • at Texas A&M • 03/03/2021
Career	5 • at Texas A&M • 03/03/2021

BLOCKS

Season	3 • Florida • 01/16/2021
	3 • Kentucky • 01/02/2021
Career	3 • 2x • Last: Florida • 01/16/2021

STEALS

Season	3 • at No. 18 Alabama • 01/23/2021
Career	3 • at No. 18 Alabama • 01/23/2021

MINUTES

Season	38 • Texas A&M • 01/13/2021
Career	38 • Texas A&M • 01/13/2021

T. SMITH'S TOP SCORING PERFORMANCES

RK	PTS	OPPONENT	DATE
1	27	Florida	01/16/2021
2	24	LSU	02/10/2021
3	20	at Auburn	03/06/2021
	20	vs. Liberty	11/26/2020
5	19	Jackson State	12/08/2020
6	18	at Vanderbilt	01/09/2021
7	16	Iowa State	01/30/2021
8	15	No. 13 Missouri	01/05/2021
9	13	Mississippi Valley State	12/21/2020
	13	vs. Dayton	12/12/2020

T. SMITH'S GAME-BY-GAME STATISTICS - 2020-21

DATE • OPPONENT	GS	MIN	FG	3FG	FT	REB • O-D-T	PF/D	AST	TO	BLK	STL	PTS
11/25 • vs. Clemson	•	36	3-8	0-0	6-12	4 • 6 • 10	3	1	2	2	0	12
11/26 • vs. Liberty	•	34	7-11	0-0	6-8	4 • 3 • 7	4	1	2	2	0	20
11/30 • Texas State	•	30	3-6	0-0	6-7	2 • 3 • 5	0	1	2	1	0	12
12/04 • North Texas	•	31	5-8	0-0	2-3	2 • 6 • 8	4	0	2	1	0	12
12/08 • Jackson State	•	24	8-12	0-0	3-5	5 • 7 • 12	2	1	1	0	0	19
12/12 • vs. Dayton	•	31	5-10	0-0	3-7	4 • 3 • 7	5/D	0	3	0	0	13
12/16 • Central Arkansas • UCA	•	29	4-7	0-0	2-4	4 • 6 • 10	3	0	1	1	0	10
12/21 • Mississippi Valley State	•	23	6-8	0-0	1-4	7 • 5 • 12	3	2	1	0	0	13
12/30 • at Georgia [SEC]	•	36	3-7	0-0	1-1	1 • 5 • 6	3	3	3	1	2	7
01/02 • Kentucky [SEC]	•	34	2-11	0-0	3-5	6 • 6 • 12	3	2	4	3	0	7
01/05 • No. 13/13 Missouri [SEC]	•	32	5-7	0-0	5-6	4 • 5 • 9	2	1	1	1	1	15
01/09 • at Vanderbilt [SEC]	•	31	7-8	0-0	4-8	2 • 5 • 7	3	0	1	1	0	18
01/13 • Texas A&M [SEC]	•	38	4-7	0-0	0-0	3 • 3 • 6	1	1	1	1	0	8
01/16 • Florida [SEC]	•	35	11-13	0-0	5-10	7 • 7 • 14	1	0	1	3	0	27
01/19 • Ole Miss [SEC]	•	30	4-10	0-0	2-2	1 • 5 • 6	4	2	2	0	0	10
01/23 • at No. 18/16 Alabama [SEC]	•	32	4-6	0-0	0-0	4 • 5 • 9	3	2	4	0	3	8
01/26 • at No. 18/17 Tennessee [SEC]	•	24	0-3	0-0	5-6	2 • 4 • 6	5	0	5	0	1	5
01/30 • Iowa State [SEC/Big 12]	•	24	6-9	0-0	4-4	4 • 3 • 7	1	2	0	0	2	16
02/02 • at Arkansas [SEC]	•	34	3-8	0-0	4-8	2 • 3 • 5	1	1	5	0	1	10
02/06 • at South Carolina [SEC]	•	26	3-6	0-0	3-7	2 • 6 • 8	4	1	2	0	0	9
02/10 • LSU [SEC]	•	36	10-11	0-0	4-5	5 • 6 • 11	3	2	2	1	0	24
02/13 • Vanderbilt [SEC]	•	29	3-5	0-0	1-1	1 • 5 • 6	2	0	4	1	0	7
02/20 • at Ole Miss [SEC]	•	30	4-6	0-0	4-6	2 • 4 • 6	1	2	2	0	1	12
02/24 • South Carolina [SEC]	•	26	4-7	0-0	1-2	1 • 12 • 13	3	2	3	0	0	9
02/27 • No. 6/7 Alabama [SEC]	•	35	6-9	0-0	0-2	5 • 8 • 13	3	0	4	0	1	12
03/03 • at Texas A&M [SEC]	•	37	4-7	0-0	0-3	2 • 4 • 6	1	5	3	1	1	8
03/06 • at Auburn [SEC]	•	36	7-17	0-0	6-14	5 • 4 • 9	2	0	2	0	2	20
03/11 • vs. Kentucky [SEC-T]												

T. SMITH'S STANDOUT PERFORMANCES

	18-19 • FR • WKU	20-21 • SO • MSU	CAREER
10+ Points	-	18	18
20+ Points	-	4	4
Led MSU in Scoring	-	6	6
5+ Rebounds	6	28	34
10+ Rebounds	-	9	9
Double-Doubles	-	7	7
20+PTS • 10+ REB	-	2	2
Led MSU in Rebounding	-	20	20
5+ Field Goals Made	-	12	12
10+ Field Goals Made	-	2	2
2+ 3-Point Field Goals Made	-	-	0
5+ 3-Point Field Goals Made	-	-	0
5+ Free Throws Made	-	7	7
10+ Free Throws Made	-	-	0
2+ Assists	-	10	10
5+ Assists	-	1	1
2+ Blocks	3	4	7
5+ Blocks	-	-	0
2+ Steals	-	4	4
5+ Steals	-	-	0

T. SMITH'S • SEC RANKINGS

	ALL • SEC	ALL • SEC
Rebounds	8.6 • 8.5	1st • 1st
Offensive Rebounds	3.4 • 3.1	1st • 1st
Double-Doubles	7 • 3	T-1st • T-7th
10+ Rebounds Games	9 • 5	1st • T-1st
Defensive Rebounds	5.2 • 5.4	4th • 2nd

T. SMITH'S CAREER STATISTICS

YEAR	GP-GS	MIN • AVG	FG-FGA	PCT	THREE-POINT			REBOUND							PTS • AVG	SCHOOL	
					FG-FGA	PCT	FT-FTA	PCT	OFF-DEF-TOT	AVG	PF-FO	AST	TO	BLK			STL
2018-19	34-0	344 • 10.1	42-72	58.3	0-0	0.0	28-49	57.1	30-59-89	2.6	52-0	8	35	10	3	112 • 3.3	WESTERN KENTUCKY
2020-21	27-27	843 • 31.2	131-227	57.7	0-0	0.0	81-140	57.9	91-140-231	8.6	70-2	32	63	20	15	343 • 12.7	MSU
TOTALS	61-27	1187 • 19.5	173-299	57.9	0-0	0.0	109-189	57.7	121-199-320	5.2	122-2	40	98	30	18	455 • 7.5	



#55 Keondre Montgomery

Guard/Forward • 6-7 • 200 • FR • HS • Jackson, Mississippi • Forest Hill HS

2020-21 OVERALL

PPG	RPG	APG	SPG	BPG
1.3	0.3	0.4	0.1	0.0

2020-21 SEC GAMES

PPG	RPG	APG	SPG	BPG
0.0	0.0	0.0	0.5	0.0

K. MONTGOMERY'S SEASON/CAREER HIGHS

POINTS

Season	5 • Mississippi Valley State • 12/21/2020
Career	5 • Mississippi Valley State • 12/21/2020

REBOUNDS

Season	1 • Iowa State • 01/30/2021
	1 • Jackson State • 12/08/2020
Career	1 • 2x • Last: Iowa State • 01/30/2021

FIELD GOALS MADE

Season	2 • Mississippi Valley State • 12/21/2020
Career	2 • Mississippi Valley State • 12/21/2020

3-POINT FIELD GOALS MADE

Season	1 • Mississippi Valley State • 12/21/2020
Career	1 • Mississippi Valley State • 12/21/2020

FREE THROWS MADE

Season	
Career	

ASSISTS

Season	1 • Central Arkansas • 12/16/2020
	1 • Jackson State • 12/08/2020
	1 • Texas State • 11/30/2020
Career	1 • 3x • Last: Central Arkansas • 12/16/2020

BLOCKS

Season	
Career	

STEALS

Season	1 • South Carolina • 02/24/2021
Career	1 • South Carolina • 02/24/2021

MINUTES

Season	7 • Iowa State • 01/30/2021
Career	7 • Iowa State • 01/30/2021

K. MONTGOMERY'S TOP SCORING PERFORMANCES

RK	PTS	OPPONENT	DATE
1	5	Mississippi Valley State	12/21/2020
2	2	Iowa State	01/30/2021
	2	Texas State	11/30/2020

K. MONTGOMERY'S GAME-BY-GAME STATISTICS • 2020-21

DATE	OPPONENT	GS	MIN	FG	3FG	FT	REB • O-D-T	PF/D	AST	TO	BLK	STL	PTS
11/25	vs. Clemson	DNP											
11/26	vs. Liberty	DNP											
11/30	Texas State		4	1-3	0-0	0-0	0 • 0 • 0	0	1	0	0	0	2
12/04	North Texas	DNP											
12/08	Jackson State		4	0-0	0-0	0-0	0 • 1 • 1	0	1	0	0	0	0
12/12	vs. Dayton	DNP											
12/16	Central Arkansas • UCA		1	0-1	0-1	0-0	0 • 0 • 0	0	1	0	0	0	0
12/21	Mississippi Valley State		4	2-3	1-1	0-0	0 • 0 • 0	1	0	0	0	0	5
12/30	at Georgia [SEC]	DNP											
01/02	Kentucky [SEC]	DNP											
01/05	No. 13/13 Missouri [SEC]	DNP											
01/09	at Vanderbilt [SEC]	DNP											
01/13	Texas A&M [SEC]	DNP											
01/16	Florida [SEC]	DNP											
01/19	Ole Miss [SEC]	DNP											
01/23	at No. 18/16 Alabama [SEC]	DNP											
01/26	at No. 18/17 Tennessee [SEC]	DNP											
01/30	Iowa State [SEC/Big 12]		7	1-6	0-2	0-0	1 • 0 • 1	0	0	1	0	0	2
02/02	at Arkansas [SEC]	DNP											
02/06	at South Carolina [SEC]	DNP											
02/10	LSU [SEC]	DNP											
02/13	Vanderbilt [SEC]	DNP											
02/20	at Ole Miss [SEC]	DNP											
02/24	South Carolina [SEC]		1	0-1	0-0	0-0	0 • 0 • 0	0	0	0	0	1	0
02/27	No. 6/7 Alabama [SEC]	DNP											
03/03	at Texas A&M [SEC]	DNP											
03/06	at Auburn [SEC]	DNP											
03/11	vs. Kentucky [SEC-T]												

K. MONTGOMERY'S CAREER STATISTICS

YEAR	GP-GS	MIN • AVG	FG-FGA	PCT	THREE-POINT				REBOUND				PTS • AVG			
					FG-FGA	PCT	FT-FTA	PCT	OFF-DEF-TOT	AVG	PF-FO	AST		TO	BLK	STL
2020-21	7-0	21 • 3.0	4-14	28.6	1-4	25.0	0-0	0.0	1-1-2	0.3	2-0	3	1	0	1	9 • 1.3
TOTALS	7-0	21 • 3.0	4-14	28.6	1-4	25.0	0-0	0.0	1-1-2	0.3	2-0	3	1	0	1	9 • 1.3



Ben Howland

Weber State • 1979

6th Season • Mississippi State

NCAA On-Court Record • 513-286 • 25th Season

MSU On-Court Record • 112-80 • 6th Season

THE BEN HOWLAND FILE

Seasons • School • Position • Years at School

1982 • Gonzaga • Graduate Assistant • 1 Season
 1983-94 • UC Santa Barbara • Assistant Coach • 12 Seasons
 1995-99 • Northern Arizona • Head Coach • 5 Seasons
 2000-03 • Pittsburgh • Head Coach • 4 Seasons
 2004-13 • UCLA • Head Coach • 10 Seasons

2016-Present • Mississippi State • Head Coach • 6 Seasons

BEN HOWLAND'S YEAR-BY-YEAR ON-COURT RECORD

NORTHERN ARIZONA • 1995-99 • 79-59

SEASON	W-L	W-L	FINISH	POSTSEASON
1994-95	9-17	4-10	7th	
1995-96	7-19	3-11	7th	
1996-97	21-7	14-2	1st	NIT First Round
1997-98	21-8	13-3	1st	NCAA First Round
1998-99	21-8	12-4	2nd	

PITTSBURGH • 2000-03 • 89-40

SEASON	W-L	W-L	FINISH	POSTSEASON
1999-2000	13-15	5-11	11th	
2000-01	19-14	7-9	11th • 5th West	NIT Second Round
2001-02	29-6	13-3	T-1st • 1st West	NCAA Sweet 16
2002-03	28-5	13-3	T-1st • T-1st West	NCAA Sweet 16

UCLA • 2004-13 • 233-107

SEASON	W-L	W-L	FINISH	POSTSEASON
2003-04	11-17	7-11	T-7th	
2004-05	18-11	11-7	T-3rd	NCAA First Round
2005-06	32-7	14-4	1st	NCAA Runner-Up
2006-07	30-6	15-3	1st	NCAA Final Four
2007-08	35-4	16-2	1st	NCAA Final Four
2008-09	26-9	13-5	2nd	NCAA Second Round
2009-10	14-18	8-10	T-5th	
2010-11	23-11	13-5	2nd	NCAA Second Round
2011-12	19-14	11-7	T-5th	
2012-13	25-10	13-5	1st	NCAA First Round

MISSISSIPPI STATE • 2016-PRESENT • 112-80

SEASON	W-L	W-L	FINISH	POSTSEASON
2015-16	14-17	7-11	11th	
2016-17	16-16	6-12	12th	
2017-18	25-12	9-9	7th	NIT Final Four
2018-19	23-11	10-8	T-6th	NCAA First Round
2019-20	20-11	11-7	T-4th	
2020-21	14-13	8-10		

NCAA TOURNAMENTS • NCAA SWEET 16

11 • 5

NCAA FINAL FOUR • NATIONAL RUNNER-UP

3 • 1

CONFERENCE REGULAR SEASON TITLES

7

2013 • Pac-12
 2006 • 2007 • 2008 • Pac-10
 2002 • 2003 • BIG EAST
 1997 • 1998 • Big Sky

CONFERENCE TOURNAMENT TITLES

4

2006 • 2008 • Pac-10
 2003 • BIG EAST
 1998 • Big Sky

CONFERENCE COACH OF THE YEAR

3

2006 • Pac-10
 2002 • BIG EAST
 1997 • Big Sky

CAREER AND MISSISSIPPI STATE

Over the course of a storied 37-year coaching career, Ben Howland has established himself as a proven winner and ascended to one of college basketball's elite head coaches.

Howland, the most decorated and accomplished coach in school history, has built his career on the foundation of hard work, humility, integrity and service. He has brought stability and a calming influence to the Mississippi State program with three straight 20-win seasons for the fifth time in program history.

Mississippi State has piled up 68 victories since the start of 2017-18 which is fourth-most in program history for a three-year span. The Bulldogs also were in-line for its third consecutive postseason appearance in 2019-20 and logged back-to-back postseason appearances for the first time in nearly a decade highlighted by a 2019 NCAA Tournament trip under Howland's direction.

Mississippi State has captured 30 SEC wins over the last three seasons which is the program's best three-year total in a decade. The Bulldogs also secured 10-plus SEC victories during consecutive seasons for the first time since the 1994-95 and 1995-96 seasons under Richard Williams and earned the program's best SEC regular season finish in 2019-20 going back to the 2010-11 campaign.

The 2020-21 campaign marks Howland's sixth season with the Bulldogs and his 25th season as a head coach.

One of Howland's signature accomplishments has been the rebuilding stamp he has placed on teams throughout his career. He is a staple of March Madness and one of 15 coaches in NCAA history to lead four programs to the Big Dance.

Howland has enjoyed an unprecedented level of success and compiled an impressive list of accolades which include three straight NCAA Final Four runs in 2006-07-08 and a 2006 NCAA Runner-Up finish at UCLA. He is the only coach in NCAA history to appear in the NCAA Final Four and win at least 30 games during three consecutive seasons.

Howland is joined by Michigan State's Tom Izzo and Duke's Mike Krzyzewski as the only active coaches to secure three straight NCAA Final Four berths. He is one of 10 coaches to accomplish the prestigious feat in NCAA history headed by 10-time national champion John Wooden at UCLA.

Overall, Howland's teams have amassed 14 postseason appearances, 14 seasons of 20-plus wins, 11 NCAA Tournament bids, eight regular season conference championships and five NCAA Sweet 16 trips. He has garnered seven national coach of the year accolades and collected conference coach of the year honors in three leagues.

Howland's energetic approach and insatiable drive have helped numerous players achieve their professional dreams. Russell Westbrook, Kevin Love and Jrue Holiday spearhead a list of 24 NBA players who have combined for 14 nods to the NBA All-Star Game.

Westbrook, a five-time All-NBA First-Team honoree and two-time NBA scoring champion, was the 2017 NBA MVP. He was the first player in league history to average a triple-double for a season since Oscar Robertson during the 1960s. Love (Cleveland Cavaliers • 2016) along with Trevor Ariza (Los Angeles Lakers • 2009), Jordan Farmar (Los Angeles Lakers • 2009-10) and Norman Powell (Toronto Raptors • 2019) have each won NBA Championships.

Howland's coaching tree has seven former assistant coaches who have later become head coaches at the college level, headed by Jamie Dixon who succeeded him at Pittsburgh and is the current coach of his alma mater, TCU. He left the cupboard fully-stocked as Northern Arizona, Pitt and UCLA each made NCAA Tournament trips the next season following his departure. Pitt racked up a school-record 31 victories and captured an outright BIG EAST regular season crown, while the Panthers and Bruins made runs to the NCAA Sweet 16.

The foundation for Mississippi State's road back to the 2019 NCAA Tournament was laid by a trio of 1,000-point scorers in Quindary Weatherspoon, Aric Holman and Lamar Peters. Weatherspoon, a 2019 All-SEC First-Team pick, wrapped up his career as one of three MSU players to dial up over 2,000 career points. He scored his first career NBA points with the San Antonio Spurs during the 2020 season. Holman and Peters each put together successful 2019-20 seasons in the NBA G-League.

Reggie Perry, a top five finalist for the 2020 Karl Malone Award given to the nation's top forward, came away with All-SEC First-Team accolades. Before Perry, the last player in program history to average a season double-double was NBA First-Round pick Arnett Moultrie in 2011-12. Perry and Robert Woodard II became the first Mississippi State duo since Mario Austin and Derrick Zimmerman in 2003 to be selected in the same NBA Draft. The program also had two first-round picks in 1996 with Erick Dampier and Dontae' Jones.

Tyson Carter made program history as the first player to secure the SEC's Sixth-Man of the Year award and became the seventh MSU player to eclipse 1,000 career points under Howland in 2019-20.

The Bulldogs will look to punch their return ticket to March Madness in 2020-21 led by returnees Abdul Ado, Iverson Molinar and D.J. Stewart Jr. The trio will be joined by talented transfers in Javian Davis, Jalen Johnson and Tolu Smith along with a skillful freshmen class headed by Derek Fountain, Andersson Garcia, Cameron Matthews, Keondre Montgomery and Deivon Smith.

PLAYING CAREER • PERSONAL

Born in Lebanon, Oregon, Howland's prep career included stops at Dos Pueblos and Cerritos High Schools in California. He was a two-time all-state honoree by the California Interscholastic Federation (CIF) and a two-time Suburban League Most Valuable Player while at Cerritos.

Howland's college career began at Santa Barbara City College where he was an all-league performer, a team captain and led the Vaqueros to the California state finals in 1978.

A 1979 graduate of Weber State, Howland was named the team's Most Valuable Defensive Player in 1979 and 1980 as the Wildcats captured two Big Sky championships and a pair of NCAA Tournament berths. He played professionally for Club Bohemios in Uruguay's First Division.

Howland and his wife, Kim, a former Weber State cheerleader, have two children – Meredith and Adam – and three grandsons – Benjamin Clark Howland II, Eli and Asher who are the sons of Adam and his wife, Brittney.

Meredith Howland is a pediatric oncology nurse at Mattel Children's Hospital at UCLA, which is one of the nation's top five pediatric cancer centers. Adam Howland serves as the assistant district attorney in Santa Barbara county.