

<< 2020-21 GAMECOCK BASKETBALL >>

2020-21 SCHEDULE

OVERALL: 6-13 | SEC: 4-11

HOME: 3-6 | AWAY: 2-6 | NEUTRAL: 1-1 | NET: 123

NOVEMBER

25	-/-	Coker +	Canceled
28	-/-	vs. Liberty ^	L, 78-62
29	-/-	vs. Tulsa ^	W, 69-58

DECEMBER

5	10/18	at Houston	L, 77-67
10	-/-	Wofford	Canceled
14	-/-	at George Washington	Canceled
19	-/-	Clemson	Postponed
23	-/-	SC State	Canceled
29	-/-	at Kentucky*	Postponed

JANUARY

2	-/-	Florida A&M	W, 78-71
6	-/-	Texas A&M*	W, 78-54
9	-/-	at Ole Miss*	Postponed
12	-/-	Tennessee*	Postponed
16	RV/-	at LSU*	L, 85-80
19	19/19	at Missouri*	L, 81-70
23	-/-	Auburn*	L, 109-86
27	-/-	Georgia*	W, 83-59
30	-/-	at Vanderbilt*	L, 93-81

FEBRUARY

3	22/23	at Florida*	W, 72-66
6	-/-	Mississippi State*	L, 75-59
9	11/11	Alabama*	L, 81-78
13	-/-	Ole Miss*	L, 81-74
17	19/20	at Tennessee*	L, 93-73
20	20/19	Missouri*	L, 93-78
24	-/-	at Mississippi State*	L, 69-48
27	-/-	at Georgia*	W, 91-70

MARCH

2	12/13	Arkansas*	L, 101-73
6	-/-	at Kentucky*	Noon/ESPN
10-14	-/-	SEC Tournament (Nashville) &	TBD
18-21	-/-	NCAA Tournament 1st/2nd Rounds=	TBD
25-28	-/-	NCAA Regionals <	TBD

APRIL

3	-/-	Final Four %	Indianapolis
5	-/-	National Championship /	Indianapolis

All home games in bold | All times listed Eastern | SECN+ - SEC Network + | SECN - SEC Network | CBSSN - CBS Sports Network | * indicates SEC contest | + exhibition | ^ - Hall of Fame Classic (Kansas City) | & - SEC Tournament (Nashville, Tenn.) | = - NCAA Tournament First and Second Rounds (Various Sites) | < - NCAA Regionals (Various Sites) | % - Final Four (Indianapolis, Ind.) | / - National Championship (Indianapolis, Ind.) ** rank listed is at time of game

PROBABLE GAMECOCK STARTERS (BASED ON PREVIOUS GAME)

#	Name	Ht.	Wt.	Cl.	Hometown	PPG	RPG	Misc.
G 00	A. Lawson	6-6	177	Jr.	Toronto, Canada	17.4*	4.1	11 SEC games with 3+ makes from 3
G 1	T. Moss	6-4	175	R-So.	Memphis, Tenn.	4.2	0.9	Dished out a career high 7 assists vs. Arkansas
F 10	J. Minaya	6-6	215	R-Jr.	Harrington Park, N.J.	7.3	6.6*	2.92 offensive rebounds per game in SEC play
F 24	K. Bryant	6-6	195	Jr.	Winter Haven, Fla.	14.3	5.5	13 points, team high 9 rebounds vs. Arkansas
F 50	T. Minott	6-9	280	Fr.	Montreal, Quebec	2.3	2.3	4 points, season high 6 rebounds vs. Arkansas

* indicates team leader



6-13, 4-11 SEC

HEAD COACH: Frank Martin (FIU, '93)

AT CAROLINA: 153-132 (9th season)

CAREER: 270-186 (14th season)

VS. KENTUCKY: 3-7

TOP SCORER: Lawson (17.4 ppg)

TOP REBOUNDER: Minaya (6.6 rpg)

TOP ASSIST MAKER: Cousinard (3.2 apg)

TOP SHOT BLOCKER: Bryant/McCreary (1.0 bpg)

STEALS LEADER: Lawson (1.5 spg)

COMMUNICATIONS/PR: Emily Miles

TWITTER UPDATES: @GamecockMBB



8-15, 7-9 SEC

HEAD COACH: John Calipari

(Clarion State, '82)

AT KENTUCKY: 338-92 (12th season)

CAREER: 783-232 (29th season)

VS. CAROLINA: 14-4

TOP SCORER: Boston Jr. (11.6 ppg)

TOP REBOUNDER: Brooks Jr. (6.8 rpg)

TOP ASSIST MAKER: Mintz (2.7 apg)

TOP SHOT BLOCKER: Jackson (2.7 bpg)

TOP STEALS LEADER: Boston Jr. (1.4 spg)

COMMUNICATIONS/PR: Eric Lindsey/Deb Moore

TWITTER UPDATES: @KentuckyMBB

TIPOFF NOTABLES

> South Carolina travels to face Kentucky in the regular season finale for both schools on Saturday at Rupp Arena. The Gamecocks have won two of the last three meetings versus the Wildcats, but look for their first win at Rupp since 2009.

> The Gamecocks suffered a 101-73 loss to No. 12 Arkansas in their home finale on Tuesday at Colonial Life Arena. The Razorbacks hit 55.2 percent (37-67) from the field, and had three score 20+ led by freshman guard Moses Moody's 28. Junior guard AJ Lawson led the Gamecocks with 18 points, connecting on four attempts from 3-point range.

> South Carolina snapped its six-game losing streak with a 91-70 road win at Georgia last Saturday, marking the 10th straight Gamecock win over the Bulldogs, and Carolina's fifth consecutive in Athens. Four Gamecocks were in double figures, led by R-sophomore guard Jermaine Cousinard's season high 23.

> Sophomore guard Trae Hannibal continued his hot streak on the offensive end. The Hartsville, S.C., native was 6-of-8 from the field

DIRECTOR OF ATHLETICS COMMUNICATIONS & PUBLIC RELATIONS:

EMILY MILES // EFEENEY@MAILBOX.SC.EDU

CELL: 803-727-3284 // TWITTER: @EMILYMILES_SID

GAMECOCK MEN'S BASKETBALL SOCIAL MEDIA:

#GAMECOCKS

TWITTER AND INSTAGRAM: @GAMECOCKMBB

FACEBOOK: /GAMECOCKMBB

ON THE WEB: GAMECOCKSONLINE.COM

GAME 20

ARENA: Colonial Life Arena (18,000)

BROADCAST: ESPN

PLAY-BY-PLAY: Karl Ravech

ANALYST: Jimmy Dykes

RADIO: Gamecock Radio Network

IN COLUMBIA: 107.5 The Game

PLAY-BY-PLAY: Derek Scott

ANALYST: Casey Manning

SIRIUS: - | **XM:** 386 | **INTERNET:** 976

WATCH: WatchESPN/ESPN App

LIVE STATS: GamecocksOnline.com

SERIES: Kentucky leads 52-13

IN LEXINGTON: Kentucky leads 28-2

SERIES TREND: Carolina has won two of the last three meetings

LAST MEETING: 81-78 South Carolina win (buzzer beater), on Jan. 15, 2020, in Columbia

NUMBERS OF NOTE

33.9 - The South Carolina duo of AJ Lawson (18.1) and Keyshawn Bryant (15.8) average a combined 33.9 points per SEC game this season, which is the third-ranked tandem in league play behind LSU's Cameron Thomas and Trendon Watford (38.5) and Vanderbilt's Scotty Pippen Jr. and Dylan Disu (36.3).

3.3 - Junior guard AJ Lawson has made multiple 3s in 13 SEC contests this season, and has made three or more in 11 of those. He paces the SEC in league games with 3.3 made 3s per outing.

16.84 - The Gamecocks are forcing 16.84 opponent turnovers per game (overall games), which is an SEC best, and 12th nationally.











15 - South Carolina's 15 steals in the win at Georgia marked the first time the Gamecocks had 15 steals in a game since an 89-79 win over Vanderbilt in Columbia on Jan. 16, 2010, when Carolina also had 15.

COMING UP NEXT


> South Carolina travels to the 2021 SEC Men's Basketball Tournament in Nashville next week. The Gamecocks await the official bracket from the SEC, which will be released on Saturday night following the conclusion of the day's games.



2020-21 SOUTH CAROLINA BASKETBALL BROADCAST SPOT CHART

00		<p>AJ LAWSON JR. - F - 6-6 - 178 - TORONTO, CANADA/GTA PREP</p> <table border="1"> <thead> <tr> <th></th> <th>MIN</th> <th>PTS</th> <th>RBS</th> <th>AST</th> <th>FG%</th> <th>3FG%</th> <th>FT%</th> </tr> </thead> <tbody> <tr> <td>20-21</td> <td>31.2</td> <td>17.4</td> <td>4.1</td> <td>1.4</td> <td>40.7</td> <td>36.7</td> <td>68.1</td> </tr> <tr> <td>Career</td> <td>30.1</td> <td>14.4</td> <td>4.0</td> <td>2.1</td> <td>41.1</td> <td>35.4</td> <td>69.2</td> </tr> </tbody> </table> <p>Season Highs: 30 points 8 rebounds 5 assists 5 steals</p>		MIN	PTS	RBS	AST	FG%	3FG%	FT%	20-21	31.2	17.4	4.1	1.4	40.7	36.7	68.1	Career	30.1	14.4	4.0	2.1	41.1	35.4	69.2	<ul style="list-style-type: none"> - Named to the 2020 Preseason All-SEC First Team by the league coaches, and the Second Team by the media - Team high 22 points, along with team high 8 rebounds in upset win at No. 22/23 Florida (Feb. 3) - Scored 1,000th career point vs. Miss. State (Feb. 6); also a team high 13 points vs. the Bulldogs - 22 points, seven rebounds, two assists, two steals vs. Ole Miss (Feb. 13) - 20 points at No. 19/20 Tennessee (Feb. 17), marking his eighth game in league play with 20+ - Led the Gamecocks with 22 points vs. No. 20/19 Mizzou (Feb. 20)
	MIN	PTS	RBS	AST	FG%	3FG%	FT%																				
20-21	31.2	17.4	4.1	1.4	40.7	36.7	68.1																				
Career	30.1	14.4	4.0	2.1	41.1	35.4	69.2																				
1		<p>TJ MOSS R-SO. - G - 6-4 - 175 - MEMPHIS, TENN./FINDLAY PREP</p> <table border="1"> <thead> <tr> <th></th> <th>MIN</th> <th>PTS</th> <th>RBS</th> <th>AST</th> <th>FG%</th> <th>3FG%</th> <th>FT%</th> </tr> </thead> <tbody> <tr> <td>20-21</td> <td>16.8</td> <td>4.2</td> <td>0.9</td> <td>2.1</td> <td>39.3</td> <td>32.4</td> <td>80.0</td> </tr> <tr> <td>Career</td> <td>14.5</td> <td>3.2</td> <td>1.0</td> <td>1.7</td> <td>33.7</td> <td>29.0</td> <td>51.5</td> </tr> </tbody> </table> <p>Season Highs: 15 points 5 assists 4 steals</p>		MIN	PTS	RBS	AST	FG%	3FG%	FT%	20-21	16.8	4.2	0.9	2.1	39.3	32.4	80.0	Career	14.5	3.2	1.0	1.7	33.7	29.0	51.5	<ul style="list-style-type: none"> - Saw action in 30 games, averaging 2.0 points, 0.9 rebounds and 1.5 assists in 11.9 minutes per game in 2019-20; had seven games with 2+ assists and one double-figure scoring outing - Hit a pair of 3s at No. 10 Houston (Dec. 5) en route to eight points, along with two assists - Career high 15 points, hitting 6-of-8 from the field with a trio of 3s, at No. 19/20 Tennessee (Feb. 17) - Dished out a season high five assists in the win at Georgia (Feb. 27) - Posted a career high seven assists vs. Arkansas (March 2)
	MIN	PTS	RBS	AST	FG%	3FG%	FT%																				
20-21	16.8	4.2	0.9	2.1	39.3	32.4	80.0																				
Career	14.5	3.2	1.0	1.7	33.7	29.0	51.5																				
2		<p>TREY ANDERSON SO. - F - 6-6 - 205 - SAN DIEGO, CALIF./MATER DEI CATHOLIC</p> <table border="1"> <thead> <tr> <th></th> <th>MIN</th> <th>PTS</th> <th>RBS</th> <th>AST</th> <th>FG%</th> <th>3FG%</th> <th>FT%</th> </tr> </thead> <tbody> <tr> <td>20-21</td> <td>7.1</td> <td>2.5</td> <td>1.1</td> <td>0.4</td> <td>60.0</td> <td>28.6</td> <td>40.0</td> </tr> <tr> <td>Career</td> <td>5.3</td> <td>1.6</td> <td>0.6</td> <td>0.2</td> <td>44.4</td> <td>20.0</td> <td>57.1</td> </tr> </tbody> </table> <p>Season Highs: 17 points 5 rebounds 2 assists</p>		MIN	PTS	RBS	AST	FG%	3FG%	FT%	20-21	7.1	2.5	1.1	0.4	60.0	28.6	40.0	Career	5.3	1.6	0.6	0.2	44.4	20.0	57.1	<ul style="list-style-type: none"> - Saw action in eight games during rookie season, averaging 2.8 minutes per outing - Played 18 minutes vs. Florida A&M (Jan. 2), scoring a then-career best 4 points with 3 rebounds - Hit a pair of jumpers and pulled down two rebounds in home win vs. Texas A&M (Jan. 6) - Career night at Missouri (Jan. 19), hitting 7-of-9 attempts from the floor, including a pair of 3s, en route to a career high 17 points; also five rebounds and two assists vs. the Tigers - First start of career at No. 19/20 Tennessee (Feb. 17)
	MIN	PTS	RBS	AST	FG%	3FG%	FT%																				
20-21	7.1	2.5	1.1	0.4	60.0	28.6	40.0																				
Career	5.3	1.6	0.6	0.2	44.4	20.0	57.1																				
4		<p>JALYN MCCREARY SO. - F - 6-8 - 235 - MARIETTA, GA./LEGACY EARLY COLLEGE</p> <table border="1"> <thead> <tr> <th></th> <th>MIN</th> <th>PTS</th> <th>RBS</th> <th>BLK</th> <th>FG%</th> <th>3FG%</th> <th>FT%</th> </tr> </thead> <tbody> <tr> <td>20-21</td> <td>12.6</td> <td>3.9</td> <td>2.6</td> <td>1.0</td> <td>46.6</td> <td>0.0</td> <td>40.0</td> </tr> <tr> <td>Career</td> <td>11.9</td> <td>4.0</td> <td>2.6</td> <td>0.6</td> <td>52.9</td> <td>0.0</td> <td>38.2</td> </tr> </tbody> </table> <p>Season Highs: 8 points 9 rebounds 4 blocks</p>		MIN	PTS	RBS	BLK	FG%	3FG%	FT%	20-21	12.6	3.9	2.6	1.0	46.6	0.0	40.0	Career	11.9	4.0	2.6	0.6	52.9	0.0	38.2	<ul style="list-style-type: none"> - Saw action in 27 games, averaging 4.1 points, 2.7 rebounds and 0.4 blocks in 11.5 minutes per outing during rookie season - 6 points and a career high 9 rebounds in home win vs. Texas A&M (Jan. 6) - Six points, five rebounds and a career high four blocks vs. Georgia (Jan. 27) - 6 points, 4 rebounds in upset win at No. 22/23 Florida (Feb. 3) - Scored a season high 10 points, hitting 5-of-7 attempts from the field, vs. Arkansas (March 2)
	MIN	PTS	RBS	BLK	FG%	3FG%	FT%																				
20-21	12.6	3.9	2.6	1.0	46.6	0.0	40.0																				
Career	11.9	4.0	2.6	0.6	52.9	0.0	38.2																				
5		<p>JERMAINE COUISNARD (Coos-nard) R-SO. - G - 6-4 - 216 - EAST CHICAGO, IND./EAST CHICAGO CENTRAL</p> <table border="1"> <thead> <tr> <th></th> <th>MIN</th> <th>PTS</th> <th>RBS</th> <th>AST</th> <th>FG%</th> <th>3FG%</th> <th>FT%</th> </tr> </thead> <tbody> <tr> <td>20-21</td> <td>27.0</td> <td>10.1</td> <td>3.0</td> <td>3.2</td> <td>30.2</td> <td>28.9</td> <td>58.0</td> </tr> <tr> <td>Career</td> <td>26.4</td> <td>11.4</td> <td>2.9</td> <td>3.2</td> <td>35.8</td> <td>29.0</td> <td>64.3</td> </tr> </tbody> </table> <p>Season Highs: 23 points 6 rebounds 6 assists 4 steals</p>		MIN	PTS	RBS	AST	FG%	3FG%	FT%	20-21	27.0	10.1	3.0	3.2	30.2	28.9	58.0	Career	26.4	11.4	2.9	3.2	35.8	29.0	64.3	<ul style="list-style-type: none"> - Career high five makes from beyond the arc, also four assists, vs. Texas A&M (Jan. 6) - Solid in win vs. Georgia (Jan. 27), 18 points on seven makes from the floor, including a trio of 3s - 9 points, 2 assists and 3 steals in upset win at No. 22/23 Florida (Feb. 3) - Missed most of the Ole Miss (Feb. 13), the Tennessee (Feb. 17), and Mizzou (Feb. 21) contests due to an ankle injury - Tallied a season high 23 points to lead the Gamecocks in the road win at Georgia (Feb. 27)
	MIN	PTS	RBS	AST	FG%	3FG%	FT%																				
20-21	27.0	10.1	3.0	3.2	30.2	28.9	58.0																				
Career	26.4	11.4	2.9	3.2	35.8	29.0	64.3																				
10		<p>JUSTIN MINAYA R-JR. - F - 6-6 - HARRINGTON PARK, N.J./NORTH VALLEY AT OLD TAPPAN</p> <table border="1"> <thead> <tr> <th></th> <th>MIN</th> <th>PTS</th> <th>RBS</th> <th>AST</th> <th>FG%</th> <th>3FG%</th> <th>FT%</th> </tr> </thead> <tbody> <tr> <td>20-21</td> <td>30.4</td> <td>7.3</td> <td>6.6</td> <td>1.8</td> <td>39.1</td> <td>24.6</td> <td>62.5</td> </tr> <tr> <td>Career</td> <td>28.4</td> <td>7.7</td> <td>5.4</td> <td>1.7</td> <td>39.9</td> <td>29.3</td> <td>66.7</td> </tr> </tbody> </table> <p>Season Highs: 15 points 11 rebounds 5 assists 2 steals</p>		MIN	PTS	RBS	AST	FG%	3FG%	FT%	20-21	30.4	7.3	6.6	1.8	39.1	24.6	62.5	Career	28.4	7.7	5.4	1.7	39.9	29.3	66.7	<ul style="list-style-type: none"> - Second double-double of the season (4th career) with 12 points and 10 rebounds at LSU (Jan. 16) - Third double-double of the year with 10 points, game high 11 rebounds at Mizzou (Jan. 19) - 10 points, eight rebounds in home win over Georgia (Jan. 27) - 15 points, 7 rebounds, including four on the offensive glass, vs. No. 11 Alabama (Feb. 9) - Missed the Tennessee (Feb. 17) contest due to a head injury - Scored 9 points, and pulled down 6 rebounds with 2 assists in road win at Georgia (Feb. 27)
	MIN	PTS	RBS	AST	FG%	3FG%	FT%																				
20-21	30.4	7.3	6.6	1.8	39.1	24.6	62.5																				
Career	28.4	7.7	5.4	1.7	39.9	29.3	66.7																				
12		<p>TRAE HANNIBAL SO. - G - 6-3 - 220 - HARTSVILLE, S.C./HARTSVILLE</p> <table border="1"> <thead> <tr> <th></th> <th>MIN</th> <th>PTS</th> <th>RBS</th> <th>AST</th> <th>FG%</th> <th>3FG%</th> <th>FT%</th> </tr> </thead> <tbody> <tr> <td>20-21</td> <td>15.3</td> <td>6.2</td> <td>3.1</td> <td>1.8</td> <td>49.3</td> <td>58.3</td> <td>91.7</td> </tr> <tr> <td>Career</td> <td>13.7</td> <td>4.9</td> <td>2.5</td> <td>1.5</td> <td>45.5</td> <td>36.0</td> <td>75.0</td> </tr> </tbody> </table> <p>Season Highs: 15 points 8 rebounds 6 assists 4 steals</p>		MIN	PTS	RBS	AST	FG%	3FG%	FT%	20-21	15.3	6.2	3.1	1.8	49.3	58.3	91.7	Career	13.7	4.9	2.5	1.5	45.5	36.0	75.0	<ul style="list-style-type: none"> - Dished out two assists with two steals in home win vs. Texas A&M (Jan. 6) - Career high six assists in home win over Georgia (Jan. 27), also six points vs. the Bulldogs - Scored 10 points, on a perfect 4-of-4 from the floor, and 2-of-2 at the free throw line, at Vandy (Jan. 30) - 12 points, 8-of-8 at the free throw line, with four assists and two steals vs. Ole Miss (Feb. 13) - 6-of-6 from the floor en route to a career high 15 points vs. No. 20/19 Mizzou (Feb. 21) - Matched career high with 15 points, to go along with 5 assists and 4 steals in win at UGA (Feb. 27)
	MIN	PTS	RBS	AST	FG%	3FG%	FT%																				
20-21	15.3	6.2	3.1	1.8	49.3	58.3	91.7																				
Career	13.7	4.9	2.5	1.5	45.5	36.0	75.0																				
15		<p>WILDENS LEVEQUE (Will-dens La-veck) SO. - F - 6-10 - 242 - BROCKTON, MASS./GOULD ACADEMY</p> <table border="1"> <thead> <tr> <th></th> <th>MIN</th> <th>PTS</th> <th>RBS</th> <th>BLK</th> <th>FG%</th> <th>3FG%</th> <th>FT%</th> </tr> </thead> <tbody> <tr> <td>20-21</td> <td>18.5</td> <td>5.6</td> <td>4.9</td> <td>0.7</td> <td>54.7</td> <td>0.0</td> <td>64.1</td> </tr> <tr> <td>Career</td> <td>13.1</td> <td>3.7</td> <td>3.5</td> <td>0.6</td> <td>57.0</td> <td>0.0</td> <td>55.3</td> </tr> </tbody> </table> <p>Season Highs: 13 points 10 rebounds 3 assists 2 steals</p>		MIN	PTS	RBS	BLK	FG%	3FG%	FT%	20-21	18.5	5.6	4.9	0.7	54.7	0.0	64.1	Career	13.1	3.7	3.5	0.6	57.0	0.0	55.3	<ul style="list-style-type: none"> - First career double-figure scoring performance in SEC play with 10 points and six rebounds in home win over Texas A&M (Jan. 6) - Strong at LSU (Jan. 16), season high 12 points, 8 rebounds and a block in career high 31 minutes - Tallied seven points with a game high 10 rebounds vs. Miss. State (Feb. 6) - Scored a career high 13 points vs. Ole Miss (Feb. 13), also three blocks vs. the Rebels
	MIN	PTS	RBS	BLK	FG%	3FG%	FT%																				
20-21	18.5	5.6	4.9	0.7	54.7	0.0	64.1																				
Career	13.1	3.7	3.5	0.6	57.0	0.0	55.3																				
20		<p>ALANZO FRINK (Ah-LAN-zo) JR. - F - 6-8 - 264 - JERSEY CITY, N.J./ROSELLE CATHOLIC</p> <table border="1"> <thead> <tr> <th></th> <th>MIN</th> <th>PTS</th> <th>RBS</th> <th>BLK</th> <th>FG%</th> <th>3FG%</th> <th>FT%</th> </tr> </thead> <tbody> <tr> <td>20-21</td> <td>18.4</td> <td>3.3</td> <td>3.7</td> <td>0.3</td> <td>44.4</td> <td>0.0</td> <td>50.0</td> </tr> <tr> <td>Career</td> <td>12.2</td> <td>4.1</td> <td>2.9</td> <td>0.5</td> <td>53.3</td> <td>14.3</td> <td>53.5</td> </tr> </tbody> </table> <p>Season Highs: 4 points 9 rebounds</p>		MIN	PTS	RBS	BLK	FG%	3FG%	FT%	20-21	18.4	3.3	3.7	0.3	44.4	0.0	50.0	Career	12.2	4.1	2.9	0.5	53.3	14.3	53.5	<ul style="list-style-type: none"> - Will miss the remainder of the 2020-21 season due to medical reasons - Saw action in 30 games with 12 starts on the year, averaging 5.3 points, 3.7 rebounds and 0.7 blocks in 14.3 minutes per game in 2019-20 - Had seven double-figure scoring games during sophomore season and one double-double - Posted six games with 2+ blocks and led or shared the team lead in blocks seven times last season - Pulled down nine rebounds in win over Tulsa (Nov. 29)
	MIN	PTS	RBS	BLK	FG%	3FG%	FT%																				
20-21	18.4	3.3	3.7	0.3	44.4	0.0	50.0																				
Career	12.2	4.1	2.9	0.5	53.3	14.3	53.5																				
21		<p>JA'VON BENSON FR. - F - 6-7 - 253 - COLUMBIA, S.C./RIDGEVIEW</p> <table border="1"> <thead> <tr> <th></th> <th>MIN</th> <th>PTS</th> <th>RBS</th> <th>BLK</th> <th>FG%</th> <th>3FG%</th> <th>FT%</th> </tr> </thead> <tbody> <tr> <td>20-21</td> <td>10.5</td> <td>3.0</td> <td>2.5</td> <td>0.0</td> <td>33.3</td> <td>50.0</td> <td>25.0</td> </tr> </tbody> </table> <p>Season Highs: 6 points 4 rebounds 2 assists</p>		MIN	PTS	RBS	BLK	FG%	3FG%	FT%	20-21	10.5	3.0	2.5	0.0	33.3	50.0	25.0	<ul style="list-style-type: none"> - Helped high school team post back-to-back state championships during junior and senior seasons - Averaged 17.5 points and 11.2 rebounds per game as a senior en route to Class 4A Player of the Year honors - Scored first career points with a 3 vs. Florida A&M (Jan. 2), before finishing with six points, four rebounds and two assists in Gamecock debut 								
	MIN	PTS	RBS	BLK	FG%	3FG%	FT%																				
20-21	10.5	3.0	2.5	0.0	33.3	50.0	25.0																				
23		<p>SEVENTH WOODS R-SR. - G - 6-2 - 184 - COLUMBIA, S.C./HAMMOND SCHOOL/UNC</p> <table border="1"> <thead> <tr> <th></th> <th>MIN</th> <th>PTS</th> <th>RBS</th> <th>AST</th> <th>FG%</th> <th>3FG%</th> <th>FT%</th> </tr> </thead> <tbody> <tr> <td>20-21</td> <td>19.7</td> <td>5.7</td> <td>1.8</td> <td>2.1</td> <td>37.5</td> <td>18.5</td> <td>66.7</td> </tr> <tr> <td>Career</td> <td>10.4</td> <td>2.4</td> <td>1.2</td> <td>1.6</td> <td>35.9</td> <td>21.2</td> <td>64.0</td> </tr> </tbody> </table> <p>Season Highs: 12 points 4 assists 2 steals</p>		MIN	PTS	RBS	AST	FG%	3FG%	FT%	20-21	19.7	5.7	1.8	2.1	37.5	18.5	66.7	Career	10.4	2.4	1.2	1.6	35.9	21.2	64.0	<ul style="list-style-type: none"> - Saw action in 94 career games at North Carolina, averaging 1.8 points and 1.1 rebounds per game; a member of UNC's 2017 national championship team - Tallied 11 points, with three assists and three steals at Vanderbilt (Jan. 30) - 12 points, 6-of-10 from the floor, four rebounds, two steals in upset win at No. 22/23 Florida (Feb. 3) - Three straight games in double figures after scoring 10 vs. Miss. State (Feb. 6) - Fourth straight game in double figures with 11 points, also four assists, vs. No. 11 Alabama (Feb. 9)
	MIN	PTS	RBS	AST	FG%	3FG%	FT%																				
20-21	19.7	5.7	1.8	2.1	37.5	18.5	66.7																				
Career	10.4	2.4	1.2	1.6	35.9	21.2	64.0																				
24		<p>KEYSHAWN BRYANT JR. - F - 6-6 - 195 - WINTER HAVEN, FLA./WINTER HAVEN</p> <table border="1"> <thead> <tr> <th></th> <th>MIN</th> <th>PTS</th> <th>RBS</th> <th>AST</th> <th>FG%</th> <th>3FG%</th> <th>FT%</th> </tr> </thead> <tbody> <tr> <td>20-21</td> <td>26.7</td> <td>14.3</td> <td>5.5</td> <td>1.2</td> <td>48.2</td> <td>19.2</td> <td>63.9</td> </tr> <tr> <td>Career</td> <td>23.8</td> <td>10.3</td> <td>4.4</td> <td>1.3</td> <td>46.6</td> <td>17.1</td> <td>62.9</td> </tr> </tbody> </table> <p>Season Highs: 26 points 10 rebounds 4 assists 4 blocks 3 steals</p>		MIN	PTS	RBS	AST	FG%	3FG%	FT%	20-21	26.7	14.3	5.5	1.2	48.2	19.2	63.9	Career	23.8	10.3	4.4	1.3	46.6	17.1	62.9	<ul style="list-style-type: none"> - Career game at LSU (Jan. 16), scoring career high 26 points, behind career high 10 makes from the floor, including a 3; also 7 rebounds, two assists and a career high four blocks - First double-double of the season, team high 19 points, 10 rebounds in win vs. Georgia (Jan. 27) - 8 points, 7 rebounds and a team high two blocks in upset win at No. 22/23 Florida (Feb. 3) - 15 points, team high two assists vs. No. 20/19 Mizzou (Feb. 21) - 17 points, 7 rebounds, 4 assists and 3 steals in road win at Georgia (Feb. 27)
	MIN	PTS	RBS	AST	FG%	3FG%	FT%																				
20-21	26.7	14.3	5.5	1.2	48.2	19.2	63.9																				
Career	23.8	10.3	4.4	1.3	46.6	17.1	62.9																				
50		<p>TRE-VAUGHN MINOTT FR. - C - 6-9 - 280 - MONTREAL, QUEBEC/NBA ACADEMY</p> <table border="1"> <thead> <tr> <th></th> <th>MIN</th> <th>PTS</th> <th>RBS</th> <th>BLK</th> <th>FG%</th> <th>3FG%</th> <th>FT%</th> </tr> </thead> <tbody> <tr> <td>20-21</td> <td>8.4</td> <td>2.3</td> <td>2.3</td> <td>0.5</td> <td>53.8</td> <td>0.0</td> <td>0.0</td> </tr> </tbody> </table> <p>Season Highs: 6 points 6 rebounds 1 block</p>		MIN	PTS	RBS	BLK	FG%	3FG%	FT%	20-21	8.4	2.3	2.3	0.5	53.8	0.0	0.0	<ul style="list-style-type: none"> - Officially joined the Gamecocks on Jan. 8 and is immediately eligible - Has been at the NBA Academy Latin America in Mexico City since Sept. 2019 - Played a season high 9 minutes at No. 19/20 Tennessee, hitting a jumper for the first points of career - Started, began game 3-of-3 from the floor, en route to season high 6 points, 3 rebs., at UGA (Feb. 27) - Scored four points, and pulled down a season high six rebounds vs. Arkansas (March 2) 								
	MIN	PTS	RBS	BLK	FG%	3FG%	FT%																				
20-21	8.4	2.3	2.3	0.5	53.8	0.0	0.0																				


14



NATHAN NELSON
JR. - F - 6-7

- Saw action in 12 games last season
- 6-of-8 from 3-point range this season


23



MIKE GREEN
SO. - G - 6-2

- Saw action in eight games as a freshman

44



FORD COOPER JR.
SO. - G - 6-3

- Transfer from Missouri State

- projected starters shaded in gray
- projected starters based on previous game

STAT COMPARISON

	SC	UK	NCAA Rank
Record	6-13	8-15	284/268
Conference Record	4-11	7-9	-
Current Streak	L1	L2	-
Scoring Avg.	73.7	69.4	114/227
Opponent Scoring Avg.	78.6	70.3	318/178
Scoring Margin	-4.9	-0.9	277/222
Field Goal %	.420	.413	269/291
Opponent Field Goal %	.460	.411	280/61
3-Point Field Goal %	.315	.322	273/248
Opponent 3-Point Field Goal %	.362	.320	294/86
3-Point Field Goals Made PG	7.3	5.9	174/292
3-Point Field Goal Attempts PG	23.1	18.3	200/2209%
Free Throw %	.655	.734	313/91
Opponent Free Throw %	.761	.745	-
Rebounding Avg.	36.2	38.0	127/59
Opponent Rebounding Avg.	37.3	35.8	-
Rebounding Margin	-1.2	+2.3	234/113
Turnovers Avg.	15.1	14.2	288/241
Opponent Turnover Avg.	16.8	12.4	12/242
Assists Avg.	13.5	12.1	154/247
Blocks Avg.	3.7	6.1	98/1
Steals Avg.	8.8	6.3	15/184

% indicates total attempts

NCAA stats games through March 4

INTERVIEW POLICIES

All interview requests must be made in advance to SID Emily Miles in the South Carolina Athletics Communications and Public Relations Office. Beginning with the start of practice in October, Miles will release a weekly coach and student-athlete availability schedule to media.

Post-Game Interview Policy: After each home game, South Carolina student-athletes and head coach Frank Martin will be available via Zoom approximately 8-10 minutes following the conclusion of the game. SID Emily Miles will send the Zoom link information the evening before, or the morning of the game.

Road Interview Policy: Interviews with Coach Martin and Gamecock student-athletes while on the road will also be virtually via Zoom this season. SID Emily Miles will send the Zoom link information the evening before, or the morning of the game.

All interviews are to be coordinated through the Communications and Public Relations Office. This allows the staff to arrange the interview when it best suits the student-athlete's and the reporter's schedules. Please contact the Communications and Public Relations Office in advance to make your interview requests. Media are not permitted to contact student-athletes on their own at any time.

Dormitory, apartment and cell phone numbers for student-athletes will not be provided to the media. Should you need to conduct a telephone interview with a student-athlete, a call will be placed to you from the student-athlete at a mutually agreeable time.

SOUTH CAROLINA MEDIA RELATIONS

Emily Miles, primary contact

Associate Director

cell: 803-727-3284

e-mail: cfeeny@mailbox.sc.edu

Twitter: @EmilyMiles_SID

Website: www.GamecocksOnline.com

Facebook: www.Facebook.com/GamecockMBB

Twitter: @GamecockMBB

Instagram: @GamecockMBB

MORE ON THE NUMBERS

37

> Carolina's 37 made baskets in the road win at Georgia on Feb. 27 matched for the second-most under the direction of head coach Frank Martin, and the most since making 39 in the NIT win vs. High Point in March 2016.

6

> Rookie forward Tre-Vaughn Minott pulled down a season high six rebounds earlier this week vs. Arkansas, and the Montreal native also scored four points in his second career start.

3.05

> Junior guard AJ Lawson is averaging 3.05 made 3-pointers per game this season, which leads the SEC and is 16th nationally. He has hit multiple 3s in 13 conference games this season.

13.16

> The Gamecocks are leading the SEC and rank 13th nationally with 13.16 offensive rebounds per game this season. Carolina had a season high 23 on the offensive glass in the home win vs. Georgia (Jan. 27).

A SOUTH CAROLINA WIN WOULD ...

- Be Carolina's second in a row, and third overall, on the road this season
- Be Carolina's third all-time at Rupp Arena, and first since the 2009 season

at UGA, en route to matching his career high of 15 points. He also dished out a team high five assists, pulled down a team high eight rebounds and collected a career high four steals in the Carolina win.

> Rookie forward Tre-Vaughn Minott earned the first start of his career last Saturday at Georgia. The Montreal native began the game 3-of-3 from the floor, and finished with a season high six points and three rebounds in the Carolina win.

> The Gamecocks suffered a 69-48 road loss at Mississippi State on Feb. 23. Carolina hit a season low 29.0% from the field, and 19.0% from 3-point range, in the loss. Junior forward Keyshawn Bryant's 14 points marked a team high, and TJ Moss dished out a team best four assists.

> Junior guard AJ Lawson poured in another 20-point performance with a game high 22, and sophomore guard Trae Hannibal and junior forward Keyshawn Bryant each added 15, but the Gamecocks suffered a 93-78 loss to No. 20/19 Missouri at Colonial Life Arena (Feb. 20). The Tigers hit 57.6 percent from the field and held a 16-point halftime advantage in the win.

> Hannibal was a perfect 6-of-6 from the floor, with a pair of 3s, and also a 1-1 mark at the free throw line vs. the Tigers.

SCOUTING THE WILDCATS

> Kentucky is 8-15 overall this season and 7-9 in SEC contests.

> Head coach John Calipari is in his 12th season leading the Wildcats.

> In home games this season, UK is 4-6, including a 3-4 mark in SEC home games.

> Five average double-figure points for UK, led by Brandon Boston Jr.'s 11.6 points per game. Mintz (11.0), Clarke (10.7), Brooks Jr. (10.6) and Sarr (10.5) also average double figures.

> Brooks Jr. leads the team with 6.8 rebounds per game.

> As a team, UK leads the nation in blocked shots per game at 6.1 per outing.

> Isaiah Jackson paces the team with 2.70 blocks per game, which is an SEC best and ranks 12th nationally.

> The Wildcats are fourth in the SEC and 41st in the nation with 12.04 offensive rebounds per game.

GAMECOCK NOTES TO KNOW

> Head coach Frank Martin is in his ninth season leading the Gamecocks in 2020-21. He is joined by assistant coaches Will Bailey, Chuck Martin and Bruce Shingler, while Andy Assaley is the director of operations for the squad.

> Martin is 34-51 (.400) against ranked opponents as a head coach. His teams have four wins over opponents ranked in the top five, and two wins over opponents who are ranked No. 1.

> The Gamecocks have hit double-digit conference victories in four of the last five seasons (11 in 2016, 12 in 2017, 11 in 2019, and 10 in 2020).

> A pair of Gamecocks collected preseason honors from both the media and SEC coaches during the preseason. Junior guard AJ Lawson earned preseason All-SEC Second-Team accolades from the media, while Lawson (First Team) and Cousinard (Second Team) were honored by the SEC coaches on the pre-season teams.

> Junior guard AJ Lawson is Carolina's top returning scorer after pacing the team with 13.4 points per game last season.

> Five who started the majority of SEC games last season return to the court for Carolina. Lawson, sophomore guard Jermaine Cousinard, who paced the team in league play at 12.1 points per game, junior forward Keyshawn Bryant, junior forward Justin Minaya (missed nine SEC games due to injury last season) and junior forward Alanzo Frink.

> From last season, the biggest absence from the lineup will be graduated four-year starter Maik Kotsar. Kotsar had a career year, averaging 11.2 points and 6.3 rebounds per game, while also leading the

FOREVER TOGETHER

The Gamecocks will wear the Forever Together patch on their game uniforms this season as a show of unity against systemic racism and social injustice.



CAROLINA BENCH PRODUCTION

GAME	SC-OPP	DIFF.	SC HIGH BENCH SCORER
vs. Liberty	24-21	+3	Woods, 8
vs. Tulsa	15-19	-4	Moss, 8
at Houston	27-16	+11	McCreary/Moss, 8
Wofford		canceled	
at George Wash.		canceled	
Clemson		postponed	
SC State		canceled	
at Kentucky		postponed	
Florida A&M	15-15	-	Benson, 6
Texas A&M	15-4	+11	McCreary, 6
at Ole Miss		postponed	
Tennessee		postponed	
at LSU	29-6	+23	Bryant, 26
at Missouri	45-18	+27	Bryant, 19
Auburn	33-32	+1	Bryant, 24
Georgia	33-28	+5	Bryant, 19
at Vanderbilt	28-11	+17	Bryant, 13
at Florida	21-7	+14	Bryant, 8
Miss. State	25-11	+14	Bryant, 13
Alabama	10-34	-14	Bryant, 16
Ole Miss	30-17	+13	Hannibal, 12
at Tennessee	28-12	+16	Moss, 15
Missouri	29-35	-6	Hannibal, 15
at Miss. State	20-21	-1	Bryant, 14
at Georgia	46-20	+26	Couisnard, 23
Arkansas	42-32	-10	McCreary, 10
at Kentucky			

CAROLINA SPECIALTY STATS

(OT) points off turnovers; (PP) points in paint; (2nd) second chance points; (FB) fast break points

(South Carolina-Opponent)

GAME	OT	PP	2ND	FB
vs. Liberty	10-10	30-30	13-7	10-2
vs. Tulsa	19-21	26-26	10-4	15-6
at Houston	9-21	22-30	9-10	13-18
Wofford		canceled		
at George Wash.		canceled		
Clemson		postponed		
SC State		canceled		
at Kentucky		postponed		
Florida A&M	11-11	40-26	14-5	20-15
Texas A&M	21-15	34-22	20-8	11-7
at Ole Miss		postponed		
Tennessee		postponed		
at LSU	17-14	44-38	17-17	21-11
at Missouri	18-23	32-40	16-9	7-20
Auburn	11-15	30-46	9-21	16-16
Georgia	21-18	44-32	23-16	19-13
at Vanderbilt	19-26	30-32	14-15	13-21
at Florida	16-17	50-30	20-8	14-15
Miss. State	17-22	24-22	11-9	15-6
Alabama	17-17	38-26	11-19	7-13
Ole Miss	21-19	20-22	8-11	6-6
at Tennessee	13-25	30-36	18-12	8-16
Missouri	13-15	32-46	13-4	14-15
at Miss. State	12-14	20-38	4-11	4-11
at Georgia	15-15	48-30	12-7	12-21
Arkansas	17-19	34-26	12-6	28-15
at Kentucky				
SC Total	297	628	254	253
SC Average	15.6	33.1	13.4	13.3
Opp Total	337	598	199	247
Opp Average	17.7	31.5	10.5	13.0



SOUTHEASTERN CONFERENCE STANDINGS

As of March 4

Team	Conference	Overall
Alabama %	15-2	20-6
Arkansas	12-4	20-5
LSU	10-6	15-8
Florida	9-6	13-7
Tennessee	9-7	16-7
Missouri	8-7	15-7
Ole Miss	9-8	14-10
Mississippi State	8-9	14-12
Kentucky	7-9	8-15
Geworgia	7-10	14-10
Auburn	6-11	12-14
South Carolina	4-11	6-13
Texas A&M	2-7	8-8
Vanderbilt	3-12	8-14

% - SEC Champion

SCORES AND SCHEDULE IN THE SEC

Saturday, February 27

*at Auburn 77, #25 Tennessee 72
 ***South Carolina 91, at Georgia 70**
 *at #20 Arkansas 83, LSU 75
 *at Vanderbilt 75, Ole Miss 70
 *Florida 71, at Kentucky 67
 *#6 Alabama 64, at Mississippi State 59
 *Texas A&M at #24 Missouri postponed

Tuesday, March 2

***#12 Arkansas 101, at South Carolina 73**
 *at #8 Alabama 70, Auburn 58
 *at LSU 83, Vanderbilt 68
 *at Ole Miss 70, Kentucky 62

Wednesday, March 3

*Missouri 72, at Florida 70
 *Mississippi State 63, at Texas A&M 57

Thursday, March 4

Vanderbilt 78, at Cincinnati 64

Saturday, March 6

***South Carolina at Kentucky ESPN 12:00 pm**
 *Mississippi State at Auburn SEC Network 1:00 pm
 *Alabama at Georgia CBS 2:00 pm
 *LSU at Missouri SEC Network 3:00 pm
 *Texas A&M at Arkansas SEC Network 5:00 pm
 *Vanderbilt at Ole Miss SEC Network 7:00 pm

Sunday, March 7

*Florida at Tennessee ESPNU 12:00 pm

ASSOCIATED PRESS TOP 25

March 1, 2021

Rk.	Team	Record	Pts.
1	Gonzaga	24-0	1571
2	Michigan	18-1	1512
3	Baylor	18-1	1450
4	Illinois	18-6	1350
5	Iowa	18-7	1266
6	West Virginia	17-6	1210
7	Ohio State	18-7	1163
8	Alabama	19-6	1130
9	Houston	20-3	1109
10	Villanova	15-4	942
11	Florida State	14-4	897
12	Arkansas	19-5	847
13	Kansas	18-8	785
14	Creighton	17-6	669
15	Texas	14-7	650
16	Oklahoma	14-7	584
17	Oklahoma State	16-6	553
18	Texas Tech	15-8	494
19	San Diego State	19-4	406
20	Loyola Chicago	21-4	367
21	Virginia	15-6	362
22	Virginia Tech	15-5	335
23	Purdue	16-8	192
24	Colorado	19-7	150
25	Wisconsin	16-9	106

Others receiving votes: BYU 101, USC 88, Clemson 47, Florida 24, Tennessee 19, St. Bonaventure 16, Oregon 15, Missouri 13, Wichita State 11, Maryland 9, Toledo 8, Belmont 5, UConn 5, Winthrop 4, North Carolina 4, Louisville 2, UCLA 2, UC Santa Barbara 1, Drake 1

Dropped from rankings: USC 19, Missouri 24, Tennessee 25

ESPN/USA TODAY TOP 25

March 1, 2021

Rk.	Team	Record	Pts.
1	Gonzaga	24-0	799
2	Michigan	18-1	764
3	Baylor	18-1	733
4	Illinois	18-6	670
5	Alabama	19-6	576
	West Virginia	17-6	576
7	Houston	20-3	556
8	Iowa	19-7	554
9	Villanova	15-4	541
10	Ohio State	18-7	517
11	Florida State	14-4	485
12	Creighton	17-6	385
13	Arkansas	19-5	376
14	Kansas	18-8	359
15	Oklahoma	14-7	323
16	Texas	14-7	252
17	Oklahoma State	16-6	248
18	Texas Tech	15-8	240
19	Virginia Tech	15-5	224
20	Virginia	15-6	217
21	San Diego State	19-4	183
22	Loyola Chicago	21-4	179
23	Purdue	16-8	130
24	USC	19-6	119
25	Oregon	16-5	97

Others receiving votes: Wisconsin 43, Colorado 43, BYU 25, UCLA 25, Wichita State 21, Maryland 21, Drake 19, Clemson 18, Florida 14, UConn 14, Missouri 12, Belmont 11, Tennessee 9, Winthrop 6, North Carolina 6, Rutgers 3, Xavier 2, Louisville 2, Toledo 1, St. Bonaventure 1, Michigan State 1

Dropped from rankings: Wisconsin 24

SERIES BREAKDOWN

- > Kentucky holds a 52-13 advantage in the all-time series vs. South Carolina
- > The Gamecocks have two wins at Rupp Arena, a 72-66 OT win during the 1997 campaign, and most recently a 78-77 win on Jan. 31, 2009.
- > Below is a breakdown of the last 10 meetings:

KENTUCKY (13-52)

H: 9-20; A: 2-28; N: 2-4

F. 4, 2012	H	52-86		L
F. 5, 2013	A	55-77		L
M. 1, 2014	H	72-67	W	
J. 24, 2015	H	43-58		L
F. 14, 2015	A	43-77		L
F. 13, 2016	H	62-89		L
J. 21, 2017	A	69-85		L
J. 16, 2018	H	76-68	W	
F. 5, 2019	A	48-76		L
J. 15, 2020	H	81-78	W	

HONORS COURT

> JERMAINE COUISNARD

- Preseason All-SEC Second Team (coaches)

> AJ LAWSON

- Preseason All-SEC Second Team (media)
- Preseason All-SEC First Team (coaches)

FRANK MARTIN HONORS

2016-17, Recipient

Jim Phelan National Coach of the Year
CollegeInsider.com

2015-16, Recipient

Jim Phelan Award Mid-Season Honors
CollegeInsider.com

2009-10, Finalist

National Coach of the Year
Associated Press
Naismith Trophy Coach of the Year
Atlanta Tipoff Club

2009-10, Finalist

Jim Phelan National Coach of the Year
CollegeInsider.com

2009-10 District Coach of the Year

National Association of Basketball Coaches
U.S. Basketball Writers Association

2009-10 Big 12 Coach of the Year

League Coaches, Associated Press, The Sporting News, Kansas City Star

2007-08 Big 12 Coach of the Year

CollegeInsider.com

BREAKING DOWN THE DEFENSIVE NUMBERS

31.8%

> The Gamecocks held Georgia to a 2020-21 opponent season low of just 31.8 percent from the field (21-66) in the Carolina home win on Jan. 27. From the three point line, the Bulldogs hit just 4-of-26 attempts, 15.4 percent.

0-8

> In Carolina's win at No. 22/23 Florida on Feb. 3, the Gamecock defense held UF to just one point in the final 6:37 of the contest, outscoring the Gators 13-1 in the stretch. The Gamecocks held Florida scoreless on eight field goal attempts during that time.

8.8

> South Carolina is first in the SEC and 15th nationally with 8.8 steals per game this season after a season high 15 in the win at Georgia on Feb. 27. In league games, that number jumps to 9.1 per outing, also a league best.

Gamecocks in blocks (1.1 per game) and steals at 1.5 per outing in 2019-20. Kotsar, who was a starter during his rookie season on Carolina's 2017 Final Four squad, also played a team high 30.4 minutes per game a year ago.

> R-sophomore guard Jermaine Couisnard led Carolina with 20 points in the win vs. Tulsa (Nov. 29). It marked the third 20-point outing of his career.

> Junior guard AJ Lawson was named to the Hall of Fame Classic All-Tournament Team after a pair of double-figure scoring outings at the event. Lawson led the Gamecocks with 12 vs. Liberty (Jan. 28), before a 17-point outing behind four 3s in the win over Tulsa. On the weekend, Lawson was 6-of-13 (46.2%) from range, while also dishing out three assists and collecting three steals.

> The Gamecocks held a halftime lead on the road at No. 10 Houston (Dec. 5), however, the Cougars battled back in the second half and closed a 77-67 win. Junior forward Justin Minaya hit all three of his attempts from beyond the arc and led Carolina with 13 points in the loss. > South Carolina returned to the court for the first time since Dec. 5 when it hosted Florida A&M on Jan. 2. The contest marked the Gamecocks' first game in 28 days due to a combination of positive COVID-19 tests, contact tracing and subsequent quarantining of individuals within the South Carolina program.

> The Gamecocks posted a 78-71 win over Florida A&M on Jan. 2 in their home opener, using a 9-2 run over the final five minutes to secure the win. Junior guard AJ Lawson's then-career high nine made field goals saw him post a team best 25 points in the win, sophomore guard Jermaine Couisnard added 15, and junior forward Justin Minaya posted his first double-double of the season with 10 points and a team high 10 rebounds. The Gamecocks had nine players available for the contest.

> Carolina opened SEC play on Jan. 6 with a 78-54 win over visiting Texas A&M at Colonial Life Arena. Junior guard AJ Lawson scored a career high 30 points in the win, R-sophomore guard Jermaine Couisnard added 15 points and sophomore forward Wildens Leveque scored a season high 10 points for the Gamecocks.

> Carolina held a four-point lead at halftime of its matchup at LSU behind 18 first-half points from junior guard AJ Lawson, but, the Tigers out-scored the Gamecocks 51-42 in the second half to close the home win on Jan. 16. Lawson finished with 22, his third-straight game with 20+, and junior forward Keyshawn Bryant scored a career high 26 in the loss.

> Due to COVID-19 health and safety protocols, South Carolina head coach Frank Martin, assistant coach Chuck Martin, and Doug Edwards, who handles student-athlete development for the team, did not travel with the team to Baton Rouge on Jan. 16. Assistant coach Bruce Shingler was the acting head coach for the matchup vs. the Tigers, along with assistant coach Will Bailey, video coordinator Brian Steele, and special assistant to the head coach John Reynolds.

> Missouri jumped out to a 10-point lead in the first three minutes of the Jan. 19 contest, and the Gamecocks weren't able to overcome the early deficit in the 11-point

loss to the 19th-ranked Tigers. Missouri hit 58.3% from the field in the 81-70 win.

> Sophomore forward Trey Anderson had a breakout performance at Mizzou. The San Diego native played a career high 25 minutes off the bench, hitting 7-of-9 from the floor, including a pair of 3s, en route to a career high 17 points. His five rebounds were also a career best. > Carolina and Auburn traded points early in the matchup at Colonial Life Arena on Jan. 23, but Auburn used an 11-1 run to take a double-digit lead midway through the first half, and out-scored the Gamecocks the rest of the way in the win. Junior forward Keyshawn Bryant continued his hot streak on the offensive end, leading Carolina with 24 points on 9-of-17 shooting from the field. Classmate AJ Lawson matched his career high with six made 3-pointers vs. the Tigers, and r-sophomore guard Jermaine Couisnard dished out a season high six assists.

> Anchored by a 19 point, 10 rebound double-double from junior forward Keyshawn Bryant, Carolina snapped a three-game losing streak with an 83-59 win over Georgia at Colonial Life Arena on Jan. 27. Jermaine Couisnard added an SEC season high 18 points, and sophomore guard Trae Hannibal dished out a career best six assists in the win.

> The Gamecock defense was locked in from the start vs. Georgia, and held the Bulldogs to opponent season lows of 31.8 percent (21-66) from the floor, and 15.4 percent (4-26) from beyond the arc. The Gamecock defense also forced 20 Georgia turnovers.

> Vanderbilt jumped out to an early lead, and led for all but 57 seconds of the contest against South Carolina on Jan. 30 in Nashville in the 93-81 Commodore win. The Gamecocks hit 50% of their attempts from the field, including 10 from beyond the arc, but Vandy responded with 13 made 3s, and a 22-of-27 mark at the free throw line.

> Junior guard AJ Lawson led Carolina with 21 points at Vandy, his fifth game this season with 20+, and he was also 3-of-9 from 3-point range, marking his seventh contest this season with three or more makes from beyond the arc.

> South Carolina held Florida without a field goal for the final 6:37 of the contest, and used a 13-1 run during that final stretch to post a come-from-behind upset road win over the No. 22/23 ranked Gators on Feb. 3 in Gainesville. Junior guard AJ Lawson scored 22 to pace the Gamecocks, and his eight rebounds were also a team

KEY STAT

The Gamecocks are 62-7 (.898) when scoring 80 or more points under the direction of head coach Frank Martin. The losses have come against Alabama - in the four overtime thriller during SEC play in 2017 - vs. Stony Brook early in the 2019-20 season, vs. LSU on Feb. 22, 2020, at Alabama on Feb. 29, 2020, at LSU on Jan. 16, 2021, vs. Auburn on Jan. 23, 2021, and at Vanderbilt on Jan. 30, 2020.

best. It was Carolina's third-straight win in Gainesville.

> Carolina out-scored Florida 50-30 in the paint, marking its highest point in the paint total of the season. Senior guard Seventh Woods played a huge roll in that total, hitting 6-of-10 from the floor, with several of those made baskets in the lane. His 12 points marked a season high.

> South Carolina suffered a 75-59 loss to Mississippi State on Feb. 6 at Colonial Life Arena. The Gamecocks hit just 31.1 percent of their attempts from the floor (19-61), and the Bulldogs connected on 46.4 percent (26-56) in the win. Carolina was also out-rebounded, as MSU held a 46-30 advantage on the glass.

> South Carolina jumped out to an early lead on No. 11/11 Alabama (Feb. 9), but the Crimson Tide battled back to take a three-point lead into the halftime break. The contest featured five lead changes and seven ties, but the Crimson Tide clinched the win with a pair of free throws from James Rojas with two seconds to play.

> The Gamecock defense forced 22 Alabama turnovers, and held the Crimson Tide to just 38.2 percent from the field, but Alabama hit 12 3s, compared to Carolina's six, and UA added 17 at the free throw line.

> The Gamecocks pulled to within five of the Rebel lead with 17 seconds to play, but Ole Miss guard Devontae Shuler blocked a Gamecock shot attempt, and then sealed the win with a pair of free throws at the opposite end, as the Rebels posted an 81-74 win at Colonial Life Arena on Feb. 13.

> Junior guard AJ Lawson scored 22 vs. Ole Miss, his seventh 20-point performance in SEC play this season. He connected on four 3-pointers, his ninth game this season (overall games) with three or more makes from beyond the arc.

> Carolina suffered a 93-73 loss at No. 19/20 Tennessee in mid-week action on Feb. 17. Junior guard AJ Lawson posted his eighth 20-point performance of SEC play with a team high 20 points, and Keyshawn Bryant and TJ Moss each added 15, but the Vols hit 54.2 percent from the field, and were fueled by a 29-point effort by Victor Bailey Jr. in the home win.

ODDS AND ENDS

> A couple random notes and factoids ...

- Four Gamecocks have at least 120 career assists, led by Seventh Woods with 175, AJ Lawson (167), then Jermaine Couisnard (149) and Justin Minaya (132)

- Lawson has 17 double-figure scoring games this season with 10 of those 20+

- Prior to its contest vs. Mississippi State, in its previous three games, Carolina made at least 31 field goals in each, with a season high 33 in the home win vs. Georgia (Jan. 27)

- Among the SEC's active career leaders, Lawson is third in scoring (1,135) and fifth in steals (98)

MINAYA STRONG ON THE GLASS

> R-junior forward Justin Minaya paces the Gamecocks with 6.6 rebounds per contest, which is +1.2 rebounds per game over his career average. He has three double-doubles on the year, and also paces the Gamecocks with 2.67 offensive rebounds per game, which is fifth in the SEC and 81st nationally.

> In strictly SEC games, Minaya's 6.5 boards per game is ninth in the conference. He has two double-doubles in league games, and pulled down a season best 11 rebounds at No. 19 Mizzou (Jan. 19).

BY THE NUMBERS

10 - The Gamecocks hit a season high 10 3-pointers in the win vs. Texas A&M on Jan. 6, with half of those on the career high performance of five by Jermaine Couisnard. Lawson added three, and Minaya hit a pair as well. Carolina matched the mark with 10 at Vanderbilt on Jan. 30, and also 10 in the road win at Georgia (Feb. 27).

73.4% - South Carolina returns 73.4 percent of its scoring from last season, including leading scorer, junior guard AJ Lawson who averaged 13.4 points per game

13 - Redshirt-junior forward Justin Minaya led the Gamecocks with a season high 13 points in the Dec. 5 matchup at Houston. Minaya was a combined 1-of-8 from 3 in the first two games of the season, but he was perfect from range vs. the Cougars, hitting all three of his

attempts.

17 - The Gamecocks dished a then-season high 17 assists in the win vs. Texas A&M, led by five from R-junior forward Justin Minaya, which matched his career high.

+14 - The Gamecocks out-rebounded Texas A&M (Jan. 6) by 14, its highest margin on the glass this season. It was the highest margin in an SEC contest since a +13 margin over Ole Miss on Dec. 31, 2017 in the SEC opener.

5 - Junior guard AJ Lawson collected a career best five steals at LSU. It marked the first Gamecock with five takeaways in a game since Sindarius Thornwell also had five vs. Texas A&M on Jan. 7, 2017, in Columbia.

9+ - In the win over Tulsa on Nov. 29, Carolina held the Golden Hurricane scoreless for 9+ minutes in the second half. Tulsa missed 13 consecutive field goals in the stretch.

60.6% - Over the course of his four-game streak scoring in double figures earlier this season, senior guard Seventh Woods hit 60.6 percent of his attempts from the floor (20-33).

7 - Senior guard Seventh Woods dished out a season high seven assists at Tennessee (Feb. 17) against zero turnovers.

15 - R-sophomore guard TJ Moss hit a trio of 3-pointers, and six shots overall, all career highs, en route to a career best 15 points at No. 19/20 Tennessee last week.


159 - Lawson is now eighth in Carolina history with 159 made 3-point field goals in his career and he is 34th all-time with 1,117 career points.

1,000 - AJ Lawson became the 47th member of the Gamecock 1,000 point club vs. Mississippi State on Feb. 6. He is the sixth Gamecock to hit the mark under the direction of head coach Frank Martin. (Carrera, Thornwell, Notice, Silva, Kotsar).

GAMECOCKS ADD TRE-VAUGHN MINOTT

> Tre-Vaughn Minott, a freshman center from Montreal, has joined the Gamecocks and is immediately eligible for competition. Minott has been at the NBA Academy Latin America since Sept. 2019. During his time at the Academy, his squad competed at the National Prep School Invitational in Rhode Island and at The Skill Factory Tournament of Champions in Atlanta in 2020.

FRINK NAMED TO SEC COMMUNITY SERVICE TEAM



> South Carolina junior forward Alanzo Frink was named to the 2021 SEC Men's Basketball Community Service Team, the conference announced on Thursday, March 4, in advance of next week's SEC Tournament in Nashville. Frink has participated in numerous community outreach initiatives during his time in the Garnet and Black. He has joined his teammates for the 8K Community Outreach Campaign during the summer months, including participating in events at the Palmetto

Children's Hospital, with Curing Kids Cancer, and he has also visited the Ronald McDonald House. During the annual community outreach campaign, Alanzo spent time at Sowing Seeds, helping with a gardening project, and he also volunteered at a summer camp for kids at the YMCA. At the Ronald McDonald House, he and his teammates hosted a luau for families, while Alanzo also spent time visiting with veterans and their families at the Dorn VA Medical Center in Columbia. Trips to Meadowfield Elementary School and Transitions also highlight Alanzo's impact in the community. This marks the 23rd year for the SEC Community Service Team for men's basketball as well as for women's basketball. All 21 league-sponsored sports have had a Community Service Team since 2004, with at-large teams for men's and women's sports being chosen from 1999-2003. The SEC began this concept with a football Community Service Team in 1994.

LAST SEASON VS. KENTUCKY



81

GAME 16 (9-7, 1-2 SEC)

Columbia, S.C.
Colonial Life Arena
Jan. 15, 2020

Cousnard buzzer beater for win



78

COLUMBIA (AP) - Freshman Jermaine Cousnard hit a 3-pointer as the buzzer sounded and South Carolina rallied from 14 points down in the second half to stun No. 10 Kentucky 81-78 on Wednesday night.

Cousnard had a career-high 26 points, including his game-winner that banked in for the Gamecocks (9-7, 1-2 Southeastern Conference). When it went through the net, Cousnard and his teammates ran around the court in celebration as the fans erupted in cheers.

Moments earlier, Immanuel Quickly banked home a shot with 4.1 seconds to go that tied things at 78. Quickly led Kentucky (12-4, 3-1) with 20 points.

Keyshawn Bryant scored 15 points for the Gamecocks, who had four players in double figures.

Kentucky led by 14 less than five minutes into the second half and was still up 54-41 on EJ Montgomery's two foul shots with 11:41 left.

That's when Justin Minaya started a 27-14 run over the next seven minutes that ended with Cousnard's basket off the glass to tie things at 68-all.

After Ashton Hagans put Kentucky up again with two foul shots, Minaya answered with a 3-pointer that sent the crowd into pandemonium.

Minaya added two more baskets between a drive by A.J. Lawson and South Carolina was ahead 76-71 with 1:46 to go.

Kentucky tied it a final time on Quickly's jumper after Lawson missed two foul shots with a chance to seal the game.

South Carolina ended a three-game losing streak against Kentucky. The Gamecocks past five wins over the Wildcats since 2009 have all come at Colonial Life Arena.

It was impossible to imagine South Carolina winning after an awful first half where it missed its first 10 shots and was shooting less than 25 percent from the field.

GAME 16



Official Basketball Box Score - Game Totals - Final Statistics
Kentucky vs South Carolina
1/15/20 6:30 p.m. ET at Columbia, S.C. (Colonial Life Arena)

Kentucky 78 • 12-4, 3-1 SEC

#	Player	Total			3-Ptr			Rebounds		PF	TP	A	TO	Blk	Stl	Min
		FG	FGA	FT	FTA	Off	Def	Tot								
04	Richards, Nick	f	5-6	0-0	5-8	4	3	7	3	15	0	4	4	0	0	24
12	Brooks Jr., Keion	f	0-5	0-2	0-0	3	4	7	3	0	0	1	1	2	13	
23	Montgomery, EJ	f	1-4	0-0	4-5	0	5	5	5	6	0	1	1	0	26	
00	Hagans, Ashton	g	2-10	0-2	9-11	0	4	4	5	13	7	5	0	1	32	
03	Maxey, Tyrese	g	5-7	2-2	1-2	0	1	1	2	13	1	0	0	0	32	
01	Sestina, Nate	g	3-6	1-3	0-1	2	2	4	1	7	0	2	0	1	23	
02	Whitney, Kahil	g	1-4	0-1	0-2	0	1	1	2	2	0	0	0	0	10	
05	Quickley, Immanuel	g	6-9	2-4	6-7	0	6	6	4	20	2	2	0	1	34	
10	Juzang, Johnny	g	1-4	0-1	0-0	1	4	5	1	2	0	0	0	0	8	
	Team					0	1	1								
	Totals		24-55	5-15	25-36	10	31	41	26	78	10	15	6	5	200	

FG % 1st Half: 12-28 42.9% 2nd half: 12-27 44.4% Game: 24-55 43.6% Deathball
3FG % 1st Half: 2-7 28.6% 2nd half: 3-8 37.5% Game: 5-15 33.3% Rebounds
FT % 1st Half: 7-12 58.3% 2nd half: 18-24 75.0% Game: 25-36 69.4% 7

South Carolina 81 • 9-7, 1-2 SEC

#	Player	Total			3-Ptr			Rebounds		PF	TP	A	TO	Blk	Stl	Min
		FG	FGA	FT	FTA	Off	Def	Tot								
10	MINAYA, Justin	f	4-9	2-5	1-2	3	3	6	5	11	2	1	1	1	32	
21	KOTSAR, Malik	f	0-1	0-0	0-0	1	3	4	5	0	1	0	1	2	12	
24	BRYANT, Keyshawn	f	6-11	0-2	3-5	3	2	5	3	15	2	4	0	0	24	
00	LAWSON, AJ	g	1-9	0-5	3-6	0	3	3	3	5	0	2	0	1	31	
05	COUSNARD, Jermaine	g	9-22	4-5	4-7	1	2	3	2	26	3	1	0	1	34	
01	MOSS, TJ	g	4-9	1-2	1-1	0	3	3	2	10	3	0	0	0	23	
04	MCCREARY, Jalyn	g	3-4	0-0	0-1	1	2	3	4	6	0	0	0	0	12	
12	HANNIBAL, Trae	g	0-2	0-0	0-0	1	3	4	3	0	1	1	0	0	9	
15	LEVEQUE, Wildens	g	1-2	0-0	0-3	1	1	2	0	2	0	0	0	0	7	
20	FRINK, Alanzo	g	1-4	0-0	4-5	4	1	5	1	6	1	0	1	0	16	
	Team					5	0	5								
	Totals		29-73	7-19	16-30	20	23	43	28	81	13	9	3	5	200	

FG % 1st Half: 9-37 24.3% 2nd half: 20-36 55.6% Game: 29-73 39.7% Deathball
3FG % 1st Half: 2-10 20.0% 2nd half: 5-9 55.6% Game: 7-19 36.8% Rebounds
FT % 1st Half: 5-9 55.6% 2nd half: 11-21 52.4% Game: 16-30 53.3% 7,2

Officials: Pat Adams, Michael Roberts, Mike Nance
Technical fouls: Kentucky-Maxey, Tyrese. South Carolina-None.
Attendance: 18000

Score by periods	1st	2nd	Total
Kentucky	33	45	78
South Carolina	25	56	81

Last FG - UK 2nd-00:05, SC 2nd-00:00.
Largest lead - UK by 14 2nd-16:34, SC by 6 2nd-01:04.
UK led for 35:12, SC led for 03:41. Game was tied for 01:07.

	In	Off	2nd	Fast
Points	26	9	10	8
UK	34	19	16	10
SC	34	19	16	10

Score tied - 2 times.
Lead changed - 1 time.

GAME NOTES

> Redshirt freshman guard Jermaine Cousnard not only hit the game-winning shot on a buzzer beater, but he also scored a season best 26 points behind nine made field goals, including four 3-pointers.

> Redshirt freshman guard TJ Moss scored 10 points and dished out three assists in 23 minutes of action in the win over the Wildcats. His 10 points marked a season high.

> The Gamecocks committed just nine turnovers in the game, their fewest since also committing nine vs. Houston on Dec. 8 earlier this season.

> Sophomore forward Keyshawn Bryant hit six baskets for a season-high 15 points in tonight's win over the Wildcats.

> Carolina held the advantage in all specialty stats, outscoring UK 34-26 in points in the paint, 19-9 in points off of turnovers, 16-10 in second-chance points and 10-8 in fast-break points.

> The Gamecocks scored 56 points in the final 20 minutes, marking the team's first time scoring 50-plus in half since an 85-79 win vs. Coastal Carolina on Nov. 30, 2018.

> Tonight marked Carolina's first victory of the season when trailing at halftime.

> With tonight's win, head coach Frank Martin is now 33-44 (.429) against ranked teams as a head coach.

GAME NOTES (LAST THREE GAMES)

March 2 - vs. No. 12/13 Arkansas

> Junior guard AJ Lawson led South Carolina with 18 points, knocking down four 3s. The Toronto native has now scored in double figures 17 times in the 2020-21 season, including 14 of 15 league games.

> Junior forward Keyshawn Bryant had 13 points and a team-high nine rebounds.

> Sophomore big man Jalyn McCreary was 5-for-7 from the floor en route to scoring 10 points, his first game in double-figures this season (third career).

Feb. 27 - at Georgia

> R-sophomore guard Jermaine Cousnard was 8-of-16 from the field today, including a 4-of-8 mark from 3-point range en route to a season high 23 points. Cousnard also pulled down five rebounds, dished out two assists and collected two steals in the win.

> Sophomore guard Trae Hannibal matched a career high with 15 points at UGA, while dishing out five assists, and collecting a career high four steals.

> Rookie forward Tre-Vaughn Minott earned the first start of his career today at Georgia, and began the game 3-of-3 from the floor. He finished with a season high six points, three rebounds and a block.

> Junior forward Keyshawn Bryant was strong on both ends of the court today. He scored 17, connecting on seven makes from the field, including a 3, and he pulled down seven rebounds to go along with four assists, three steals and a block.

> Today's win over Georgia marked the 10th straight victory for the Gamecocks over the Bulldogs, and the fifth straight in Athens.

Feb. 24 - at Mississippi State

> Junior guard AJ Lawson had 10 points, snapping a four-game streak scoring 20-plus. He made just one 3-pointer after coming in averaging 3.6 per contest in league play.

> Junior Keyshawn Bryant led the team with 14 points off the bench, his 10th game in double figures in 12 SEC contests.

ROSTER BREAKDOWN

Returning Starters (4)

AJ Lawson
Jermaine Cousinard
Keyshawn Bryant
Justin Minaya
** based on starters for the bulk of the season*

Returning Letterwinners (12)

Trey Anderson
Keyshawn Bryant
Jermaine Cousinard
Alanzo Frink
Mike Green
Trae Hannibal
AJ Lawson
Wildens Leveque
Jalyn McCreary
Justin Minaya
TJ Moss
Nathan Nelson

Guards (7)

Ford Cooper Jr.
Jermaine Cousinard
Mike Green
Trae Hannibal
AJ Lawson
TJ Moss
Seventh Woods

Forwards/Center (9)

Trey Anderson
Ja'Von Benson
Keyshawn Bryant
Alanzo Frink
Wildens Leveque
Jalyn McCreary
Justin Minaya
Tre-Vaughn Minott
Nathan Nelson

By Height

Wildens Leveque (6-10)
Tre-Vaughn Minott (6-9)
Alanzo Frink (6-8)
Jalyn McCreary (6-8)
Ja'Von Benson (6-7)
Nathan Nelson (6-7)
Trey Anderson (6-6)
Keyshawn Bryant (6-6)
AJ Lawson (6-6)
Justin Minaya (6-6)
Jermaine Cousinard (6-4)
TJ Moss (6-4)
Ford Cooper Jr. (6-3)
Trae Hannibal (6-3)
Mike Green (6-2)
Seventh Woods (6-2)

2020-21 SOUTH CAROLINA MEN'S BASKETBALL ROSTER

Alphabetical Roster

No.	Name	Pos.	Ht.	Wt.	Cl.	Exp.	Hometown/High/Last School
2	Trey Anderson	F	6-6	205	SO	1VL	San Diego, Calif./Mater Dei Catholic
21	Ja'Von Benson	F	6-7	253	FR	HS	Columbia, S.C./Ridgeview
24	Keyshawn Bryant	F	6-6	195	JR	2VL	Winter Haven, Fla./Winter Haven
44	Ford Cooper Jr.	G	6-3	187	SO	1VL	Charlotte, N.C./United Faith Christian Academy/Missouri State
5	Jermaine Cousinard	G	6-4	216	R-SO	1VL	East Chicago, Ind./East Chicago Central/Montverde Academy
20	Alanzo Frink	F	6-8	264	JR	2VL	Jersey City, N.J./Roselle (N.J.) Catholic
13	Mike Green	G	6-2	185	SO	1VL	Myrtle Beach, S.C./Christian Academy of Myrtle Beach
12	Trae Hannibal	G	6-3	207	SO	1VL	Hartsville, S.C./Hartsville
00	AJ Lawson	G	6-6	177	JR	2VL	Toronto, Ontario, Canada/GTA Prep
15	Wildens Leveque	F	6-10	242	SO	1VL	Brockton, Mass./Gould Academy
4	Jalyn McCreary	F	6-8	235	SO	1VL	Marietta, Ga./Legacy Early College
10	Justin Minaya	F	6-6	215	R-JR	2VL	Harrington Park, N.J./Northern Valley at Old Tappan
50	Tre-Vaughn Minott	C	6-9	280	FR.	HS	Montreal, Quebec, Canada/NBA Academy Latin America (Mexico City)
1	TJ Moss	G	6-4	175	R-SO	1VL	Memphis, Tenn./Findlay Prep (Nevada)
14	Nathan Nelson	F	6-7	201	JR	2VL	Murfreesboro, Tenn./Blackman
23	Seventh Woods	G	6-2	184	R-SR	3VL	Columbia, S.C./Hammond School/North Carolina

Numerical Roster

No.	Name	Pos.	Ht.	Wt.	Cl.	Exp.	Hometown/High/Last School
00	AJ Lawson	G	6-6	177	JR	2VL	Toronto, Ontario, Canada/GTA Prep
1	TJ Moss	G	6-4	175	R-SO	1VL	Memphis, Tenn./Findlay Prep (Nevada)
2	Trey Anderson	F	6-6	205	SO	1VL	San Diego, Calif./Mater Dei Catholic
4	Jalyn McCreary	F	6-8	235	SO	1VL	Marietta, Ga./Legacy Early College
5	Jermaine Cousinard	G	6-4	216	R-SO	1VL	East Chicago, Ind./East Chicago Central/Montverde Academy
10	Justin Minaya	F	6-6	215	R-JR	2VL	Harrington Park, N.J./Northern Valley at Old Tappan
12	Trae Hannibal	G	6-3	220	SO	1VL	Hartsville, S.C./Hartsville
13	Mike Green	G	6-2	185	SO	1VL	Myrtle Beach, S.C./Christian Academy of Myrtle Beach
14	Nathan Nelson	F	6-7	201	JR	2VL	Murfreesboro, Tenn./Blackman
15	Wildens Leveque	F	6-10	242	SO	1VL	Brockton, Mass./Gould Academy
20	Alanzo Frink	F	6-8	264	JR	2VL	Jersey City, N.J./Roselle (N.J.) Catholic
21	Ja'Von Benson	F	6-7	253	FR	HS	Columbia, S.C./Ridgeview
23	Seventh Woods	G	6-2	184	R-SR	3VL	Columbia, S.C./Hammond School/North Carolina
24	Keyshawn Bryant	F	6-6	195	JR	2VL	Winter Haven, Fla./Winter Haven
44	Ford Cooper Jr.	G	6-3	187	SO	1VL	Charlotte, N.C./United Faith Christian Academy/Missouri State
50	Tre-Vaughn Minott	C	6-9	280	FR.	HS	Montreal, Quebec, Canada/NBA Academy Latin America (Mexico City)

Head Coach: Frank Martin (Florida International, '93)

Assistant Coach: Will Bailey (UAB, '97)

Assistant Coach: Chuck Martin (Monmouth, '93)

Assistant Coach: Bruce Shingler (St. Augustine's College, '05)

Strength & Conditioning Coach: Scott Greenawalt (Muskingum College, '98)

Director of Basketball Operations: Andy Assaley (Cincinnati, '96)

Athletic Trainer: Mark Rodger (Buffalo, '01)

Video Coordinator: Brian Steele (South Carolina, '17)

Student-Athlete Development: Doug Edwards (Florida State, '07)

Special Assistant to the Head Coach/Director of On Campus Recruiting: John Reynolds (Citadel, '11)

Administrative Assistant: John Ragin (South Carolina '19)

Director of Athletics Communications and Public Relations: Emily Miles (Ball State, '03)

TOP RETURNING ...

Scorer	Lawson (13.4 ppg)
Rebounder	Minaya (6.0 rpg)
Assist Maker	Cousinard (3.2 apg)
FG Shooter *	Bryant (46.4%)
3-Point FG Shooter \$	Lawson (33.9%)
FT Shooter \$	Lawson (72.4%)
Shot Blocker	Minaya (0.9 bpg)
Steal Maker	Lawson (1.2 spg)

* at least 100 attempts

\$ at least 50 attempts

PRONUNCIATION GUIDE

JUH-Von Benson
Jermaine Coos-nard
Wildens La-veck
Tre-Vaughn MY-KNOT

2020-21 SOUTH CAROLINA QUICK FACTS

UNIVERSITY INFORMATION

Location.....	Columbia, S.C.
Founded.....	1801
Enrollment.....	34,795
Nickname.....	Gamecocks
Colors.....	Garnet (PMS 202) and Black
National Affiliation.....	NCAA Division I
Conference.....	Southeastern (SEC)
Athletics Web Address.....	www.GamecocksOnline.com
University Web Address.....	www.sc.edu
President.....	Bob Caslen
NCAA Representative.....	Dr. Valinda Littlefield
Athletics Director.....	Ray Tanner
Basketball Administrator/.....	Steve Eigenbrot, Executive Associate AD

BASKETBALL STAFF/INFORMATION

Head Coach.....	Frank Martin (Florida International, '93) 153-132 (9th season at South Carolina) 270-186 (14th season overall)
Assistant Coach.....	Will Bailey (UAB, '97)
Assistant Coach.....	Chuck Martin (Monmouth, '93)
Assistant Coach.....	Bruce Shingler (St. Augustine's College, '05)
Strength & Conditioning Coach.....	Scott Greenawalt (Muskingum College, '98)
Director of Basketball Operations.....	Andy Assaley (Cincinnati, '96)
Athletic Trainer.....	Mark Rodger (Buffalo, '01)
Video Coordinator.....	Brian Steele (South Carolina, '17)
Student-Athlete Development.....	Doug Edwards (Florida State, '07)
Special Assistant to the Head Coach/ Director of On Campus Recruiting.....	John Reynolds (Citadel, '11)
Administrative Assistant.....	John Ragin (South Carolina '19)
Director of Athletics Communications and Public Relations:.....	Emily Miles (Ball State, '03)
Home Arena.....	Colonial Life Arena
Capacity.....	18,000
Arena General Manager.....	Sid Kenyon

BASKETBALL HISTORY

First Year of Basketball.....	1908
All-Time Record.....	1,450-1,281-1 (.530)
Overall Postseason Record.....	30-20 (.600)
NCAA Tournament Appearances.....	9 (1971, 1972, 1973, 1974, 1989, 1997, 1998, 2004, 2017)
NCAA Tournament Record.....	8-10
Last NCAA Tournament Appearance.....	2017, Final Four, 77-73 L to Gonzaga
NIT Appearances.....	12 (1969, 1975, 1978, 1983, 1991, 1996, 2001, 2002, 2005, 2006, 2009, 2016)
NIT Record.....	22-10
Last NIT Appearance.....	2016, L vs. Georgia Tech, 83-66
Conference Championships/Titles.....	SoCon Regular Season (1927, 1933, 1934, 1945); SoCon Tournament Champion (1933); ACC Regular Season (1970); ACC Champion (1971); SEC Regular Season (1997); SEC East Division Co-Champions (2009)

TEAM INFORMATION

2019-20 Record.....	18-13
Southeastern Conference Record/Finish.....	10-8/t-6th
SEC Tournament Record.....	0-0
(NOTE: 2020 SEC Tournament canceled due to COVID-19 pandemic)	
Postseason.....	N/A
Letterwinners Returning/Lost.....	12/3
Starters Returning/Lost.....	4/1
Newcomers.....	2
Roster Breakdown.....	2 seniors, 4 juniors, 8 sophomores, 1 freshman

RETURNING TEAM STATS

Percentage of Scoring.....	1672/2275 (73.4%)
Percentage of Field Goals Made.....	594/832 (71.3%)
Percentage of 3-Point Field Goals Made.....	127/174 (72.9%)
Percentage of Free Throws.....	357/437 (81.6%)
Percentage of Rebounding.....	884/1158 (76.3%)
Percentage of Offensive Rebounding.....	301/370 (81.3%)
Percentage of Assists.....	331/445 (74.3%)
Percentage of Steals.....	168/240 (70.0%)
Percentage of Blocks.....	97/134 (72.3%)
Percentage of Minutes.....	4602/6225 (73.9%)



TM



HEAD COACH FRANK MARTIN

HEAD COACH | 14TH SEASON OVERALL | 270-186 (.592) | NINTH SEASON AT SOUTH CAROLINA | 153-132 (.536)

THE MARTIN FILE

COACHING

Experience

36th year

College Experience

21st season

College Head Coach Experience

14th season

Hire Date At Carolina

March 27, 2012

PERSONAL

Hometown

Miami, Fla.

Alma Mater

Florida International, 1993 (B.A. Physical Ed.)

Family

Wife, Anya

Children, Brandon, Amalia and Christian

COACHING RESUME

High School

Miami Senior High, 1985-93

Varsity Boys' Assistant Coach

Junior Varsity Boys' Head Coach

North Miami High, Head Coach, 1993-95

Miami Senior High, Head Coach, 1995-98

B.T. Washington High, Head Coach, 1999-2000

College Assistant Coach

Northeastern, 2000-04

Cincinnati, 2004-06

Kansas State, 2006-07

College Head Coach

Kansas State, 2007-12

South Carolina, 2012-present

Frank Martin was named the head men's basketball coach at the University of South Carolina on March 27, 2012, becoming the 32nd head coach in the history of the South Carolina program, which enters its 112th season as a varsity sport in 2020-21. Martin owns a 264-173 (.604) overall record as a head coach, entering his 14th season overall, and a 147-119 (.552) record entering his ninth season at South Carolina. Martin was named the 2017 Jim Phelan National Coach of the Year after leading the Gamecocks to the best season in school history during the 2016-17 campaign, as the squad advanced to the program's first Final Four and recorded a school record 26 wins. The 2016-17 campaign would go on to be the best season in school history, as the Gamecocks advanced to the NCAA Tournament for the first time since 2004, posted the first program win in the NCAA Tournament since 1973, and advanced to the school's first Final Four, falling by just four points, 77-73, to Gonzaga in the national semifinals in Phoenix.

In its most recent campaign, Martin had his Gamecocks poised for another postseason run in 2019-20, however, due to the COVID-19 pandemic, the season ended early. South Carolina had posted an 18-13 overall record, and another impressive double-figure win total in league play, as the Gamecocks finished 10-8 in SEC action. Those 10 wins marked the fourth time in the last five seasons that the Gamecocks had double-figure wins in the league, amassing 51 SEC wins during the stretch, with only Kentucky (69) and Florida (54) having more during the timeframe.

Once again Martin had his team playing outstanding defense in 2019-20, as the Gamecocks held opponents to just 39.3 percent from the field, which led the SEC and ranked 18th nationally. Carolina also forced 16 opponents to 15 or more turnovers that season. The Gamecocks also led the SEC with an assist-to-turnover ratio of 1.09 and were second in the league with 7.7 steals per game.

Several Gamecocks would earn academic honors once again, collecting SEC Winter and First-Year Academic Honor Roll accolades, and as a team, Carolina earned the NABC Team Academic Excellence Award.

Prior to his appointment in Columbia, Martin spent the previous five seasons as the head coach at Kansas State University, leading the Wildcats to the NCAA Tournament four times, including a trip to the Elite Eight, during the 2009-10 campaign when the squad won a school record 29 contests.

A native of Miami, Fla., Martin earned his bachelor's degree in physical education from Florida International in 1993. He and his wife, Anya, have three children, Brandon, a junior on the men's basketball team at USC Upstate, Amalia and Christian.

MARTIN'S CAREER RECORD, YEAR-BY-YEAR

YEAR	RECORD	CONFERENCE (FINISH)	POSTSEASON
2007-08	21-12	10-6 (3rd)	1-1; NCAA Tournament 2nd Round
2008-09	22-12	9-7 (t4th)	1-1; NIT
2009-10	29-8	11-5 (t2nd)	3-1; NCAA Tournament Elite Eight
2010-11	23-11	10-6 (t3rd)	1-1; NCAA Tournament Third Round
2011-12	22-11	10-8 (5th)	1-1; NCAA Tournament Third Round
2012-13	14-18	4-14 (t12th)	-
2013-14	14-20	5-13 (13th)	-
2014-15	17-16	6-12 (t11th)	-
2015-16	25-9	11-7 (t3rd)	1-1; NIT
2016-17	26-11	12-6 (t3rd)	4-1; NCAA Final Four
2017-18	17-16	7-11 (t11th)	-
2018-19	16-16	11-7 (t4th)	-
2019-20	18-13	10-8	-
2020-21	6-13	4-10	-
Totals	270-186 (.592)	120-120 (.500)	12-7 (.631)/5 NCAA/2 NIT

GAMECOCK SUPERLATIVES UNDER MARTIN

Most Field Goals Made

1. 39, vs. High Point (March 15, 2016)
2. 37, at Georgia (Feb. 27, 2021)
37, vs. Hofstra (Nov. 22, 2015)
4. 35, vs. Marquette (March 17, 2017)
35, vs. Lander (Dec. 27, 2016)
6. 34, vs. Georgia (Feb. 26, 2020)
34, vs. George Washington (Nov. 18, 2018)
34, vs. Lipscomb (Nov. 27, 2015)
34, vs. Marshall (Dec. 30, 2013)

Most Field Goals Attempted

1. 88, vs. Alabama (Feb. 7, 2017)
2. 82, vs. Cleveland State (Nov. 15, 2019)
3. 81, vs. Miss. State (Jan. 8, 2019)
4. 75, vs. Georgia (Jan. 27, 2021)
75, vs. LSU (Feb. 22, 2020)

Highest Field Goal Percent

1. 60.0 (39-65) vs. High Point (March 15, 2016)
2. 58.7 (27-46) vs. Holy Cross (Nov. 13, 2016)
3. 58.3 (28-48) vs. Saint Mary's (Dec. 22, 2013)
4. 57.7 (30-52) vs. Arkansas (Jan. 26, 2013)
5. 56.9 (33-58) at Georgia (Feb. 2, 2019)

Most 3-Point Field Goals Made

1. 16, at Texas A&M (Jan. 18, 2020)
16, vs. Texas A&M (Feb. 16, 2019)
3. 15, vs. Auburn (Jan. 24, 2017)
4. 14, at Tennessee (Feb. 13, 2019)
5. 13, at Texas A&M (March 5, 2019)
13, vs. George Washington (Nov. 18, 2018)
13, vs. Georgia (Feb. 21, 2018)
13, vs. Rider (Nov. 19, 2012)

Most 3-Point Field Goals Attempted

1. 32, vs. Illinois State (Nov. 16, 2017)
2. 31, vs. Texas A&M (Feb. 16, 2019)
31, vs. Georgia (Feb. 21, 2018)
31, vs. Alabama (Feb. 7, 2017)
31, vs. Mississippi State (March 13, 2013)

Highest 3-Point Field Goal Percentage (min. 10 attempts)

1. 73.3 (11-15) vs. Auburn (March 12, 2014)
2. 68.8 (11-16) at Georgia (Feb. 2, 2019)
3. 66.7 (10-15) vs. Arkansas (Feb. 9, 2019)
4. 60.9 (14-23) at Tennessee (Feb. 13, 2019)
5. 58.3 (7-12) vs. Arkansas (Jan. 26, 2013)

Most Free Throws Made

1. 46, vs. Memphis (Jan. 2, 2016)
2. 35, vs. Alabama (Feb. 7, 2017)
3. 30, vs. Arkansas (March 13, 2014)
4. 29, vs. Missouri (Jan. 13, 2019)
29, vs. Norfolk State (Nov. 14, 2015)

Most Free Throws Attempted

1. 63, vs. Memphis (Jan. 2, 2016)
2. 50, vs. Alabama (Feb. 7, 2017)
46, vs. Alabama (Jan. 30, 2016)
4. 42, vs. Norfolk State (Nov. 14, 2015)
5. 41, vs. Mississippi State (Jan. 26, 2016)
41, vs. Arkansas (March 13, 2014)

Highest Free Throw Percentage (min. 10 attempts)

1. 93.8 (15-16) vs. Holy Cross (Nov. 13, 2016)
2. 93.3 (14-15) vs. Tennessee (Jan. 20, 2015)
3. 92.9 (13-14) at Georgia (Feb. 17, 2015)
4. 92.3 (12-13) at Tennessee (March 7, 2015)
5. 91.7 (11-12) at Tennessee (Feb. 17, 2021)

Most Offensive Rebounds

1. 26, vs. Cleveland State (Nov. 15, 2019)
26, vs. Vanderbilt (Feb. 13, 2014)
3. 24, at St. John's (Nov. 29, 2012)
4. 23, vs. Georgia (Jan. 27, 2021)
23, vs. Alabama (Feb. 7, 2017)
5. 22, at Texas A&M (Feb. 3, 2018)

Most Defensive Rebounds

1. 38, vs. Oklahoma State (Dec. 6, 2014)
38, vs. Longwood (Nov. 9, 2013)
3. 37, vs. Limestone (Dec. 27, 2017)
4. 35, vs. George Washington (Dec. 1, 2019)
35, vs. Memphis (Jan. 26, 2016)
6. 34, vs. Vanderbilt (Jan. 9, 2016)
34, vs. Western Carolina (Nov. 30, 2015)

Most Total Rebounds

1. 53, vs. Memphis (Jan. 2, 2016)
2. 52, vs. Limestone (Dec. 27, 2017)
52, vs. Alabama (Feb. 7, 2017)
4. 51, vs. Mississippi State (Jan. 26, 2016)
51, vs. Western Carolina (Nov. 30, 2015)

Most Personal Fouls

1. 33, at Arkansas (Jan. 29, 2020)
33, at Georgia (Feb. 22, 2014)
3. 32, vs. Illinois State (Nov. 16, 2017)
32, vs. Marshall (Dec. 30, 2013)
5. 31, at Texas A&M (Jan. 15, 2014)

Most Points

1. 98, vs. Auburn (Jan. 24, 2017)
2. 97, vs. North Greenville (Dec. 31, 2018)
3. 94, vs. Georgia (Feb. 26, 2020)
94, vs. LSU (Feb. 10, 2016)
94, vs. Hofstra (Nov. 22, 2015)

Fewest Points

1. 36, at Florida (Jan. 30, 2012)
2. 41, vs. Florida (Feb. 10, 2018)
43, at Kentucky (Feb. 14, 2015)
43, vs. Kentucky (Jan. 24, 2015)
4. 44, vs. Tennessee (March 14, 2014)

Most Assists

1. 25, vs. High Point (March 15, 2016)
2. 24, vs. Lipscomb (Nov. 27, 2015)
3. 23, vs. Auburn (Jan. 24, 2017)
4. 22, vs. Georgia (Feb. 26, 2020)
22 at Texas A&M (Jan. 18, 2020)
22 at UMass (Dec. 4, 2019)
22, at FIU (Nov. 27, 2017)
22, at Texas A&M (Feb. 6, 2015)
22, vs. Rider (Nov. 19, 2012)

Fewest Turnovers

1. 5, vs. Georgia (Feb. 21, 2018)
5, vs. Gonzaga (April 1, 2017)
3. 6, vs. Texas A&M (Jan. 7, 2017)
6, vs. Kentucky (March 1, 2014)
5. 7, vs. Mississippi State (March 3, 2020)
7, vs. Gardner-Webb (Nov. 22, 2019)
7, at Georgia (Jan. 13, 2018)
7, at USF (Dec. 17, 2016)
7, vs. Mississippi State (Feb. 28, 2015)
7, at Georgia (Feb. 17, 2015)
7, vs. Georgia (Feb. 22, 2014)
7, vs. Akron (Dec. 28, 2013)
7, at Kentucky (Feb. 5, 2013)
7, vs. Vanderbilt (Jan. 19, 2013)

Most Blocks

1. 12, vs. Coastal Carolina (Nov. 30, 2018)
2. 11, vs. North Greenville (Dec. 31, 2018)
11, at Texas A&M (Feb. 3, 2018)
4. 10, vs. Lander (Dec. 27, 2016)
10, vs. High Point (March 15, 2016)
10 vs. UNC Asheville (Nov. 26, 2014)

Most Steals

1. 15, at Georgia (Feb. 27, 2021)
2. 14, vs. Ole Miss (Feb. 13, 2021)
14, at Virginia (Dec. 22, 2019)
14, vs. Cleveland State (Nov. 15, 2019)
5. 13, vs. Tulsa (Nov. 29, 2020)
13, vs. FIU (Dec. 4, 2016)
13, vs. Francis Marion (Dec. 30, 2015)
13, at Marshall (Dec. 1, 2014)

Most Points By Opponent

1. 109, Auburn (Jan. 23, 2021)
2. 101, Arkansas (March 2, 2021)
3. 97, at Georgia (Jan. 22, 2014)
4. 93, vs. Missouri (Feb. 20, 2021)
93, at Tennessee (Feb. 17, 2021)
93, at Vanderbilt (Jan. 30, 2021)

Fewest Points By Opponent

1. 32, vs. Wyoming (Nov. 10, 2019)
2. 44, vs. Longwood (Nov. 9, 2013)
3. 45, vs. Limestone (Dec. 27, 2017)
45, vs. Akron (Dec. 28, 2013)
45, vs. Cornell (Nov. 20, 2014)
45, vs. Clemson (Dec. 19, 2014)

Most Field Goals Made By Opponent

1. 40, Auburn (Jan. 23, 2021)
2. 37, vs. Arkansas (March 2, 2021)
3. 36, vs. Tennessee (Jan. 29, 2019)
4. 34, vs. Missouri (Feb. 20, 2021)
34, at Tennessee (Feb. 13, 2019)

Fewest Field Goals Made By Opponent

1. 9, vs. Wyoming (Nov. 19, 2019)
2. 10, vs. Michigan (Nov. 23, 2016)
3. 11, vs. Georgia (March 9, 2019)
11, vs. Georgia (Jan. 31, 2015)
5. 13, vs. Limestone (Dec. 27, 2017)
13, vs. Akron (Dec. 28, 2013)
13, vs. Longwood (Nov. 9, 2013)

Highest Opponent Field Goal Percent

1. 69.6 (32-46) vs. Missouri (Feb. 28, 2013)
2. 61.4 (27-44) at Kentucky (Feb. 5, 2013)
3. 58.8 (30-51) at Alabama (Jan. 9, 2018)
4. 58.5 (24-41) vs. Auburn (Jan. 12, 2013)
5. 58.3 (28-48) at Missouri (Jan. 19, 2021)
58.3 (28-48) at Kentucky (Jan. 21, 2017)

Most Rebounds By Opponent

1. 62, vs. Alabama (Feb. 7, 2017)
2. 49, at Mississippi State (Feb. 24, 2021)
49, vs. LSU (Jan. 19, 2019)
49, vs. Stony Brook (Nov. 9, 2018)
49, vs. Seton Hall (Dec. 12, 2016)
49, vs. LSU (Feb. 14, 2013)

Fewest Rebounds By Opponent

1. 16, vs. Holy Cross (Nov. 13, 2016)
2. 20, vs. NC A&T (Dec. 30, 2014)
3. 21, vs. Wyoming (Nov. 10, 2019)
4. 22, vs. Drexel (Dec. 15, 2015)
22, vs. Morgan State (Nov. 16, 2012)
6. 23, vs. Hofstra (Nov. 22, 2015)
23, vs. Alabama (Jan. 13, 2015)
23, vs. Manhattan (Dec. 22, 2012)
23, vs. Rider (Nov. 19, 2012)

GAMECOCK BASKETBALL STAFF



> **WILL BAILEY, ASSISTANT COACH**

- > Is in his first season on staff with the Gamecocks
- > Prior to time at Carolina, was an assistant for four seasons at St. Louis
- > Played collegiately at Parkland College and UAB
- > Has over 15 years experience at the Division I level




> **CHUCK MARTIN, ASSISTANT COACH**

- > Is in his fourth season on staff at Carolina
- > Has over 15 years of coaching experience at the Division I level
- > Was the head coach at Marist for five years (2008-13)
- > Played collegiately at Champlain Junior College, before finishing his career at Monmouth



> **BRUCE SHINGLER, ASSISTANT COACH**

- > Is in his fifth season on staff with the Gamecocks
- > Prior to time at Carolina, was an assistant for four seasons at Towson
- > Played collegiately at St. Augustine's College
- > Prior to time in college, coached AAU, sending over 40 of his players to Division I institutions




> **ANDY ASSALEY, DIRECTOR OF OPERATIONS**

- > In his ninth season at Carolina, and his 12th season with Martin
- > Has over 20 years of experience working in college basketball
- > A graduate of Cincinnati



> **SCOTT GREENAWALT, STRENGTH AND CONDITIONING COACH**

- > Ninth season with the Gamecocks and his 12th with Martin
- > Has coached over 10 all-conference players, including Michael Beasley (Kansas State) and Sindarius Thornwell (Carolina)
- > Has helped train numerous professional athletes, such as Kevin Youkilis, former MLB player
- > Played football at Muskingum College in Ohio



> **MARK RODGER, ATHLETIC TRAINER**

- > In his 15th season with the Gamecocks
- > Native of Berlin, Germany, and a graduate of the University of Buffalo



> **DOUG EDWARDS, DIRECTOR OF PLAYER DEVELOPMENT**

- > Is in his ninth season on staff at Carolina
- > Former standout at Florida State, and was the 15th overall pick in the 1993 NBA Draft by the Atlanta Hawks
- > Brother, Allen, is the head coach at Wyoming




> **BRIAN STEELE, VIDEO COORDINATOR**

- > First season on staff with the Gamecocks
- > Prior to his time at Carolina, was an assistant coach at Queens University
- > Three-year letterwinners for the Gamecocks, and was a graduate student manager during historic 2017 Final Four run



**JOHN
REYNOLDS**

Director of On-Campus
Recruiting/Social Media



**JOHN
RAGIN**

Graduate
Student
Manager



**EMILY
MILES**

Director of
Communications and
Public Relations



**JULIAN
FRANKLIN**

Sports
Dietician



COLONIAL LIFE ARENA

HOME OF GAMECOCK BASKETBALL [COLONIAL LIFE ARENA RECORD: 213-105 (.669)]

FUN FACTS ABOUT COLONIAL LIFE ARENA

- > 16,880 cubic yards of earth moved, which is enough to fill 222 swimming pools
- > 3,848 tons of steel, which would weigh equal to 96,200 quarters, which would equal \$24,050
- > 125 miles of cable, which would stretch between Columbia and Folly Beach
- > 1,872 tons of cooling, which would cool an average of 12 grocery stores
- > 205,384 bricks and 60,137 concrete blocks, which would stretch the entire length of Lake Murray (41 miles)
- > 8,750 gallons of paint, which would paint approximately 115 average Columbia 2-story houses
- > 4,781 square yards of carpet, which would carpet approximately the field at Williams-Brice Stadium
- > 443 people working on building the arena at a given time, which would staff 44 fast food restaurants
- > 1,158,000 man-hours to complete Colonial Life Arena, which would equal two working hours from each person living in the Columbia Metro area



SOUTH CAROLINA VS. KENTUCKY, JAN. 16, 2018

KEY ARENA DATES/ MEMORABLE MOMENTS

- > April 2001 - Construction begins
- > Nov. 24, 2002 - Carolina defeats ETSU, 71-66, in its first contest in the building
- > Jan. 8, 2003 - The Gamecocks post a 55-49 win in the first SEC contest at the building over Ole Miss.
- > March 15, 2006 - Carolina defeats Western Kentucky, 74-55, in the first round of the Postseason NIT. The Gamecocks would go on to win their second straight NIT Championship later that month.
- > Jan. 21, 2009 - Zam Fredrick scores on a last second lay-in to propel the Gamecocks past Florida, 70-69, at the buzzer. Carolina would go on to capture the 2009 SEC Eastern Division Co-Championship.
- > Jan. 26, 2010 - Led by heralded senior Devan Downey, Carolina posted its first win over a No. 1 ranked opponent (AP poll) in school history when it defeated top-ranked Kentucky, 68-62.

> Feb. 7, 2017 - The Gamecocks would battle Alabama into a four-overtime contest, with the Crimson Tide eventually closing the 90-86 win. Senior guard Sindarius Thornwell scored 44 points and pulled down 21 rebounds in the game. Carolina would go on to its first Final Four in program history later that season.

> Nov. 15, 2019 - Carolina captures its 200th victory at Colonial Life Arena with a 90-63 win over Cleveland State.



CHRIS SILVA, 2018 AND 2019 FIRST TEAM ALL-SEC (COACHES)



DEVAN DOWNEY VS. KENTUCKY, JAN. 26, 2010



SINDARIUS THORNWELL, 2017 EAST REGIONAL ALL-TOURNAMENT MOST OUTSTANDING PLAYER

2020-21 GAMECOCK SUPERLATIVES

GAMECOCKS' RECORD WHEN ...

At home	3-6
On the road	2-6
At neutral sites	1-1
In overtime	0-0
vs. Top 25 team	1-4
vs. Top 10 team	0-2
vs. Top 3 team	0-0
Leading at half	5-2
Trailing at half	1-11
Tied at half	0-0
Shooting 50% or better	1-1
Shooting between 39-49.9%	5-8
Shooting less than 39%	0-4
Opp. shooting 50% or better	0-7
Opp. shooting between 39-49.9%	3-4
Opp. shooting less than 39%	3-2
Shooting better than opp.	5-2
Shooting worse than/equal to opp.	1-11
Starters out-score opp. starter	4-1
Opp. starters score/equal more	2-12
Bench out-scores opp. bench	4-9
Opp. bench scores/equals more	1-4
Having more FTs than opp.	1-5
Having equal/less FTs than opp.	5-8
Have more TOs than opp.	1-4
Having equal/less TOs than opp.	5-9
Having more rebounds than opp.	5-4
Having equal/less rebounds than opp.	1-8
Making 6 or more 3FGs	5-10
Having 15 or more assists	4-4
Score more points in paint than opp.	3-4
Scoring equal/less points in paint than opp.	3-9
Scoring more points off TOs than opp.	1-2
Scoring equal/less points off TOs than opp.	4-11
Scoring more 2nd-chance points than opp.	5-6
Scoring equal/less 2nd-chance points than opp.	2-7
Scoring more fast break points than opp.	2-3
Scoring equal/less fast break points than opp.	4-10
Wearing White uniforms	1-2
Wearing Garnet uniforms	0-4
Wearing Black uniforms	3-5
Wearing Throwback uniforms	2-2
Playing on live TV/live broadcast	6-13
Playing in November	1-1
Playing in December	0-1
Playing in January	3-4
Playing in February	2-6
Playing in March	0-1
Playing a day-game	3-4
Playing a night-game	3-9
Playing on Sunday	1-0
Playing on a Monday	0-0
Playing on a Tuesday	0-3
Playing on a Wednesday	3-2
Playing on a Thursday	0-0
Playing on a Friday	0-0
Playing on a Saturday	2-8
Scoring margin is 5 points or less	0-2
Margin is between 6-10	2-2
Margin is between 11-20	1-6
Margin is more than 20	3-3
Scoring 59 points or less	0-2
Scoring 60-69 points	1-2
Scoring 70-79 points	3-6
Scoring 80-89 points	1-3
Scoring 90-99 points	1-0
Scoring 100+ points	0-0

MISCELLANEOUS

Current streak	L1
Home court streak	L5
Away streak	W1
Neutral court streak	W1

Scoring Leaders	'20-21	Career
AJ Lawson	11	33
Keyshawn Bryant	6	11
Jermaine Cousnard	2	9
Justin Minaya	1	6
Alanzo Frink		1

Rebounding Leaders	'20-21	Career
Justin Minaya	7	18
Keyshawn Bryant	5	13
AJ Lawson	1	11
Alanzo Frink	1	6
Wildens Leveque	3	4
Jalyn McCreary	2	3
Trae Hannibal	2	2
Jermaine Cousnard		1

Assists Leaders	'20-21	Career
Jermaine Cousnard	10	24
AJ Lawson	2	21
Justin Minaya	4	13
TJ Moss	3	9
Trae Hannibal	5	6
Keyshawn Bryant	1	5
Seventh Woods	1	1*

Blocks Leaders	'20-21	Career
Keyshawn Bryant	9	22
Justin Minaya	7	18
Alanzo Frink	1	11
Jalyn McCreary	7	11
Wildens Leveque	5	9
AJ Lawson	2	6
Tre-Vaughn Minott	3	3
Trae Hannibal	1	2
Jermaine Cousnard		1
Seventh Woods	1	1*

Steals Leaders	'20-21	Career
AJ Lawson	4	19
Keyshawn Bryant	6	15
Justin Minaya	2	9
Jermaine Cousnard	4	8
Trae Hannibal	2	8
Seventh Woods	4	4*
TJ Moss	2	3
Wildens Leveque	1	2

Double-Figure Scoring	'20-21	Career
AJ Lawson	17	58
Keyshawn Bryant	14	38
Justin Minaya	8	29
Jermaine Cousnard	8	26
Trae Hannibal	4	6
Alanzo Frink		6
Seventh Woods	4	4*
TJ Moss	1	4
Wildens Leveque	3	4
Jalyn McCreary	1	3
Trey Anderson	1	1

20+ points	'20-21	Career
AJ Lawson	10	22
Keyshawn Bryant	2	4
Jermaine Cousnard	2	4
Alanzo Frink		1

30+ points	'20-21	Career
AJ Lawson	1	1

Double-Figure Rebounding	'20-21	Career
Justin Minaya	3	6
Keyshawn Bryant	1	4
Wildens Leveque	2	2
Alanzo Frink		1

5+ assists	'20-21	Career
Jermaine Cousnard	5	10
AJ Lawson	1	10
Justin Minaya	2	3
Trae Hannibal	2	3
TJ Moss	2	3
Seventh Woods	1	1*

Miscellaneous

Largest Halftime Lead	
SC	12, at Georgia (Feb. 27, 2021)
Opp	17, 2x, last vs. Arkansas (March 2, 2021)
Smallest Halftime Lead	
SC	1, vs. Tulsa (Nov. 29, 2020)
Opp	3, No. 11/11 Alabama (Feb. 9, 2021)
Fewest Points In First Half	
SC	23, at Mississippi State (Feb. 24, 2021)
Opp	31, Houston (Dec. 5, 2020)
Most Points In First Half	
SC	42, vs. Auburn (Jan. 23, 2021)
Opp	57, Auburn (Jan. 23, 2021)
Fewest Points In Second Half	
SC	25, at Mississippi State (Feb. 24, 2021)
Opp	25, Tulsa (Nov. 29, 2020)
Most Points In Second Half	
SC	50, at Georgia (Feb. 27, 2021)
Opp	52, 2x, last vs. Arkansas (March 2, 2021)
Most Points in Overtime	
SC	-
Opp	-
Largest Margin of Victory	
SC	24, 2x, last vs. Georgia (Jan. 27, 2021)
Opp	28, vs. Arkansas (March 2, 2021)
Smallest Margin of Victory	
SC	6, at No. 22/23 Florida (Feb. 3, 2021)
Opp	5, LSU (Jan. 16, 2021)

3+ steals	'20-21	Career
AJ Lawson	3	12
Trae Hannibal	1	6
Keyshawn Bryant	3	5
Jermaine Cousnard	2	5
TJ Moss	2	2
Justin Minaya	1	2
Seventh Woods	1	1*
Wildens Leveque		1

2+ blocks	'20-21	Career
Keyshawn Bryant	5	11
Justin Minaya	2	7
Alanzo Frink		7
Wildens Leveque	2	6
Jalyn McCreary	3	4
AJ Lawson		2

Double-Doubles	'20-21	Career
Justin Minaya	3	5
Keyshawn Bryant	1	4
Alanzo Frink		1

Dunks	'20-21	Career
Keyshawn Bryant	21	77
AJ Lawson	6	33
Wildens Leveque	16	24
Trae Hannibal	3	12
Jalyn McCreary	3	8
Alanzo Frink		2
Tre-Vaughn Minott	4	4
Justin Minaya	1	4
Jermaine Cousnard		1

tied for team lead also included

** indicates at Carolina*

2020-21 GAME-BY-GAME

	Date	Result	FG-A	Pct	3FG-A	Pct	FT-A	Pct	O-D-Total	PF	Pts	A	TO	Blk	Stl	Min	Half
Liberty &			27-48	.563	11-26	.426	13-18	.722	6-21-27	18	78	16	14	4	3	200	43
South Carolina	Nov. 28, 2020	L, 78-62	23-59	.390	3-17	.176	13-19	.684	16-17-33	16	62	7	13	2	7	200	26
Tulsa &			21-52	.404	4-17	.235	12-20	.600	9-20-29	12	58	10	24	1	8	200	33
South Carolina	Nov. 29, 2020	W, 69-58	26-54	.481	9-23	.391	8-13	.615	8-24-32	17	69	13	24	2	13	200	34
at No. 10 Houston			21-55	.382	4-19	.211	31-38	.816	12-25-37	25	77	10	9	8	11	200	31
South Carolina	Dec. 5, 2020	L, 77-67	22-50	.440	6-17	.353	17-29	.586	12-25-37	26	67	13	19	2	2	200	35
Florida A&M			26-57	.456	6-15	.400	13-19	.684	6-30-36	20	71	11	18	2	5	200	35
South Carolina	Jan. 2, 2021	W, 78-71	29-70	.414	8-27	.296	12-20	.600	14-29-43	18	78	16	11	2	8	200	38
Texas A&M*			17-50	.340	5-25	.200	15-19	.789	6-25-31	19	54	11	19	1	9	200	27
South Carolina	Jan. 6, 2021	W, 78-54	29-69	.420	10-30	.333	10-15	.667	17-28-45	16	78	17	15	5	7	200	33
at (RV/-) LSU*			27-59	.458	7-18	.389	24-32	.750	10-27-37	16	85	10	13	2	10	200	34
South Carolina	Jan. 16, 2021	L, 85-80	31-69	.449	8-29	.276	10-14	.714	13-26-39	22	80	18	15	6	9	200	38
at (19/19) Missouri*			28-48	.583	5-13	.385	20-30	.667	9-28-37	22	81	16	19	4	8	200	45
South Carolina	Jan. 19, 2021	L, 81-70	27-70	.386	8-28	.286	8-19	.421	20-15-35	23	70	15	13	3	5	200	34
Auburn*			40-77	.519	14-27	.519	15-16	.938	14-32-46	19	109	21	14	6	4	200	57
South Carolina	Jan. 23, 2021	L, 109-86	28-68	.412	9-24	.375	21-29	.724	12-22-34	16	86	14	13	4	9	200	42
Georgia*			21-66	.318	4-26	.154	13-17	.765	23-19-42	14	59	13	20	4	7	200	26
South Carolina	Jan. 27, 2021	W, 83-59	33-75	.440	9-19	.474	8-10	.800	23-22-45	19	83	16	16	7	9	200	36
at Vanderbilt*			29-59	.492	13-33	.394	22-27	.815	12-26-38	16	93	21	15	4	9	200	52
South Carolina	Jan. 30, 2021	L, 93-81	31-62	.500	10-23	.435	9-14	.643	9-22-31	22	81	13	16	1	8	200	37
at No. 22/23 Florida*			25-62	.403	7-25	.280	9-15	.600	8-27-35	15	66	13	12	12	8	200	40
South Carolina	Feb. 3, 2021	W, 77-62	31-68	.456	4-19	.211	6-10	.600	13-30-43	17	72	10	13	3	10	200	35
Mississippi State*			26-56	.464	10-19	.526	13-18	.722	13-33-46	22	75	14	21	6	7	200	36
South Carolina	Feb. 6, 2021	L, 75-59	19-61	.311	5-25	.200	16-23	.696	11-19-30	16	59	11	14	5	9	200	30
No. 11/11 Alabama*			26-68	.382	12-34	.353	17-20	.850	18-23-41	19	81	16	22	8	8	200	39
South Carolina	Feb. 9, 2021	L, 81-78	32-72	.444	6-25	.240	8-14	.571	15-24-39	22	78	15	19	7	12	200	36
Ole Miss*			22-44	.500	3-10	.300	34-44	.773	7-23-30	21	81	11	20	3	11	200	36
South Carolina	Feb. 13, 2021	L, 81-74	23-57	.404	6-18	.333	22-29	.759	11-20-31	25	74	12	19	3	14	200	28
at No. 19/20 Tennessee*			32-59	.542	9-19	.474	20-26	.769	11-26-37	14	93	26	16	2	8	200	50
South Carolina	Feb. 17, 2021	L, 93-73	26-65	.400	10-24	.417	11-12	.917	14-20-34	23	73	16	18	3	11	200	39
No. 20/19 Missouri*			34-59	.576	9-20	.450	16-19	.842	3-30-33	20	93	15	9	1	8	200	45
South Carolina	Feb. 20, 2021	L, 93-78	27-65	.415	7-23	.304	17-25	.680	12-23-35	18	78	8	9	4	3	200	29
at Mississippi State*			24-51	.471	4-12	.333	17-22	.773	12-37-49	15	69	16	21	6	8	200	38
South Carolina	Feb. 24, 2021	L, 69-48	18-62	.290	4-21	.190	8-11	.727	9-15-24	14	48	9	11	5	7	200	23
at Georgia*			22-60	.367	7-21	.333	19-27	.704	11-28-39	14	70	12	19	3	8	200	29
South Carolina	Feb. 27, 2021	W, 91-70	37-69	.536	10-23	.435	7-13	.538	8-30-38	23	91	20	14	4	15	200	41
No. 12/13 Arkansas*			37-67	.552	15-33	.455	12-13	.923	5-34-39	18	101	17	15	4	10	200	49
South Carolina	March 2, 2021	L, 101-73	27-72	.375	6-23	.261	13-23	.565	13-26-39	14	73	13	14	2	9	200	32



2020-21 SOUTH CAROLINA BASKETBALL

OVERALL: 6-13; SEC: 4-11; HOME: 3-6; AWAY: 2-6; NEUTRAL: 1-1

DATE	OPP.	W/L	SCORE	RECORD (SEC)	POINTS	REBOUNDS	ASSISTS	BLOCKS	STEALS	ATTENDANCE
11/28	vs. Liberty &	L	78-62	0-1 (-)	Lawson (12)	Bryant (5)	Minaya/Hannibal (2)	Minaya/McCreary (1)	Lawson (3)	0
11/29	vs. Tulsa &	W	69-58	1-1 (-)	Couisnard (20)	Minaya/Frink (9)	Couisnard (4)	Minaya/Frink (1)	Moss (4)	0
12/5	at No. 10 Houston	L	77-67	1-2 (-)	Minaya (13)	Hannibal (7)	3 with 3	McCreary/Woods (1)	Couisnard (2)	1,859
1/2	Florida A&M	W	78-71	2-2 (-)	Lawson (25)	Minaya (10)	Couisnard (5)	Minaya/Lawson (1)	Couisnard (4)	3,100 (paid)
1/6	Texas A&M*	W	78-54	3-2 (1-0)	Lawson (30)	McCreary (9)	Minaya (5)	Minaya/McCreary (2)	Lawson/Hannibal (2)	3,160 (paid)
1/16	at (RV/-) LSU*	L	85-80	3-3 (1-1)	Bryant (26)	Minaya (10)	Lawson/Couisnard (5)	Bryant (4)	Lawson (5)	2,143
1/19	at (19/19) Mizzou*	L	81-70	3-4 (1-2)	Bryant (19)	Minaya (11)	Lawson/Couisnard (5)	Bryant (2)	Woods (2)	0
1/23	Auburn*	L	109-86	3-5 (1-3)	Bryant (24)	Leveque (10)	Couisnard (6)	4 with 1	3 with 2	3,250 (paid)
1/27	Georgia*	W	83-59	4-5 (2-3)	Bryant (19)	Bryant (10)	Hannibal (6)	McCreary (4)	Bryant (3)	3,156 (paid)
1/30	at Vanderbilt*	L	93-81	4-6 (2-4)	Lawson (21)	Bryant (6)	Couisnard (4)	Leveque (1)	Woods (3)	78
2/3	at #22/23 Florida*	W	72-66	5-6 (3-4)	Lawson (22)	Lawson (8)	Minaya/Couisnard (2)	Bryant (2)	Couisnard (3)	2,282
2/6	Mississippi State*	L	75-59	5-7 (3-5)	Lawson/Bryant (13)	Leveque (10)	Couisnard (4)	Bryant (2)	Couisnard (2)	3,208 (paid)
2/9	#11/11 Alabama*	L	81-78	5-8 (3-6)	Lawson (21)	Minaya (7)	Couisnard (5)	McCreary (3)	Bryant (3)	3,089 (paid)
2/13	Ole Miss*	L	81-74	5-9 (3-7)	Lawson (22)	Minaya (9)	Hannibal (4)	Leveque (3)	Minaya (3)	3,250 (paid)
2/17	at #19/20 Tennessee*	L	93-73	5-10 (3-8)	Lawson (20)	Bryant (7)	Woods (7)	3 with 1	Bryant (3)	4,191
2/21	#20/19 Missouri*	L	93-78	5-11 (3-9)	Lawson (22)	Leveque/McCreary (6)	Bryant (2)	4 with 1	3 with 1	3,176 (paid)
2/24	at Mississippi State*	L	69-48	5-12 (3-10)	Bryant (14)	Minaya (8)	Moss (4)	Minaya/Leveque (2)	Minaya/Bryant (2)	1,000
2/27	at Georgia*	W	91-70	6-12 (4-10)	Couisnard (23)	Hannibal (8)	Moss/Hannibal (5)	4 with 1	Lawson/Hannibal (4)	1,638
3/2	#12/13 Arkansas*	L	101-73	6-13 (4-11)	Lawson (18)	Bryant (9)	Moss (7)	Bryant (2)	Moss (3)	3,193 (paid)

♣ - Hall of Fame Classic (Kansas City, Mo.) | * - indicates SEC contest




62

78

GAME 1 (0-1)

Kansas City, Mo.
T-Mobile Center
Nov. 28, 2020
Gamecocks fall in opener



69

58

GAME 2 (1-1)

Kansas City, Mo.
T-Mobile Center
Nov. 29, 2020
Cousinard scores 20 in win



67

77

GAME 3 (1-2)

Houston, Texas
Fertitta Center
Dec. 5, 2020
Minaya perfect from 3-point range

KANSAS CITY (AP) - Kyle Rode scored 18 points and Liberty knocked off its second Southeastern Conference team in three days with a 78-62 victory over South Carolina on Saturday at the Hall of Fame Classic.

The Flames (2-1) made a program-record 19 3-pointers in an 84-73 win over Mississippi State on Thursday and sank eight more in the first half against the Gamecocks on their way to a 43-26 halftime lead. The lead remained in double figures in the second half as Liberty went to 4-1 in their last five games against SEC teams.

Elijah Cuffee and Keegan McDowell added 13 points, Chris Parker had 12 with five assists and Darius McGhee scored 10 points for Liberty, which shot 56% overall. The Flames were 11 of 26 from the arc with five players hitting from long range.

AJ Lawson scored 12 points and Jermaine Cousinard and Keyshawn Bryant 10 each for the Gamecocks, who were playing their season opener after an exhibition against Coker was canceled on Wednesday after the Gamecocks' opponent had issues with its COVID-19 testing. Lawson, Cousinard and Bryant ranked among South Carolina's top five scorers last season.

KANSAS CITY (AP) - Jermaine Cousinard scored 20 points, AJ Lawson added 17 points, and South Carolina beat Tulsa 69-58 on Sunday in the Hall of Fame Classic.

South Carolina trailed 51-49 with 10:47 left after Tulsa's 11-3 run. But the Gamecocks answered with a 15-0 spurt -with five points from Lawson - to push their lead into double figures for the rest of the way.

Tulsa went scoreless for nine-plus minutes in the second half, missing 13 consecutive field goals.

Cousinard and Lawson, who led the Gamecocks last season with 13.4 points a game, each made four 3-pointers as South Carolina (1-1) was 9 of 23 from distance. Keyshawn Bryant had his streak of six straight games in double-figure scoring snapped as he finished with two points in 18 minutes.

The teams combined for 44 turnovers.

Brandon Rachal scored 14 points for Tulsa (0-2), and Keyshawn Embery-Simpson and Elijah Joiner each added 11 points. Joiner also grabbed seven rebounds and Embery-Simpson scored all of his points in the first half. Tulsa was just 4 of 17 from 3-point range.

South Carolina is scheduled to play at Houston on Saturday, while Tulsa opens its home schedule against UT Arlington on Friday.

HOUSTON (AP) - Quentin Grimes had 23 points and seven rebounds, Tramon Mark added 18 points and No. 10 Houston rallied for a 77-67 win over South Carolina on Saturday night.

Grimes scored 19 points in the second half, including 12 of 13 from the free throw line. Mark scored 11 points after the break, including 6 of 7 from the line.

DeJon Jarreau finished with 11 points and eight rebounds for Houston (4-0), which shot 38% and made 4 of 19 3-point attempts. Houston was helped by 31-for-38 shooting from the free throw line.

Houston coach Kelvin Sampson and his son, assistant coach Kellen Sampson, missed the game because of COVID-19 and contact tracing protocols. The school said the Sampsons were isolating at their homes and not showing symptoms.

Assistant coach Quannas White served as Houston's coach.

Justin Minaya scored 13 points and Jermaine Cousinard and Keyshawn Bryant added 10 points apiece for South Carolina (1-2), which shot 44%. The Gamecocks made 17 of 29 shots from the line.

Houston used a 14-2 run early in the second half and opened up a 48-42 lead on a jumper by Mark with 14 minutes remaining.

After South Carolina closed within 50-49 on a free throw by Wildens Leveque, Houston used a 12-3 spurt and opened a 10-point lead on three free throws by Grimes with eight minutes left.

South Carolina led 35-31 at halftime behind eight points each from TJ Moss and Minaya.

GAME 1



Official Basketball Box Score - Final
South Carolina at Liberty
11/28/20 T-Mobile Center, Kansas City
2020-21 Men's Basketball

Game Time: 13:00 PM
Game Duration: 2:00

Box score table for Game 1: South Carolina vs Liberty. Includes player stats for NO. Name, FG, SP, FT, Rebounds, Fouls, TP, AS, TO, ST, Blocks, and Shooting By Period.

Box score table for Game 1: Liberty vs South Carolina. Includes player stats for NO. Name, FG, SP, FT, Rebounds, Fouls, TP, AS, TO, ST, Blocks, and Shooting By Period.

Summary statistics for Game 1: Biggest lead, Best Scoring Run, Lead Changes, Times Tied, Time with Lead.

GAME 2



Official Basketball Box Score - Final
South Carolina at Tulsa
11/29/20 T-Mobile Center, Kansas City
2020-21 Men's Basketball

Game Time: 12:00 PM
Game Duration: 2:00

Box score table for Game 2: South Carolina vs Tulsa. Includes player stats for NO. Name, FG, SP, FT, Rebounds, Fouls, TP, AS, TO, ST, Blocks, and Shooting By Period.

Box score table for Game 2: Tulsa vs South Carolina. Includes player stats for NO. Name, FG, SP, FT, Rebounds, Fouls, TP, AS, TO, ST, Blocks, and Shooting By Period.

Summary statistics for Game 2: Biggest lead, Best Scoring Run, Lead Changes, Times Tied, Time with Lead.

GAME 3



Official Basketball Box Score - Final
South Carolina at Houston
12/05/20 Fertitta Center, Houston
2020-21 Houston Men's Basketball

Game Time: 8:00 PM
Game Duration: 2:17
Attendance: 1,659

Box score table for Game 3: South Carolina vs Houston. Includes player stats for NO. Name, FG, SP, FT, Rebounds, Fouls, TP, AS, TO, ST, Blocks, and Shooting By Period.

Box score table for Game 3: Houston vs South Carolina. Includes player stats for NO. Name, FG, SP, FT, Rebounds, Fouls, TP, AS, TO, ST, Blocks, and Shooting By Period.

Summary statistics for Game 3: Biggest lead, Best Scoring Run, Lead Changes, Times Tied, Time with Lead.





GAME 4 (2-2)
Columbia, S.C.
Colonial Life Arena
Jan. 2, 2021
Lawson scores 25 to lead Gamecocks



GAME 5 (3-2, 1-0 SEC)
Columbia, S.C.
Colonial Life Arena
Jan. 6, 2021
Lawson career high 30 points



GAME 6 (3-3, 1-1 SEC)
Baton Rouge, La.
Maravich Center
Jan. 16, 2021
Bryant erupts for career high 26

COLUMBIA (AP) - AJ Lawson scored 25 points and made two clinching free throws in the closing seconds as South Carolina held off Florida A&M 78-71 on Saturday, as the Gamecocks played for the first time in 28 days.

The COVID-19 issues that befell the South Carolina (2-2) program ever since Dec. 5 were still in evidence as the team had just nine players available. Jermaine Cousnard added 15 points, five assists and four steals, Justin Minaya picked up his first double-double of the season with 10 points and 10 rebounds.

Justin Speer scored 14 of his career-high 21 points in the second half, hitting four straight from the floor as Florida A&M (1-6) rallied from seven points down into a late lead. Kamron Reaves chipped in 11 points, M.J. Randolph added 10 and D.J. Jones 10. The Rattlers had been idle since Dec. 18.

Lawson scored seven points in the first nine minutes after halftime, including a pair of fast-break dunks off of his own steals, but South Carolina was unable to shake the Rattlers. There were five ties and four lead changes in the second half.

After the Gamecocks took their largest lead, 57-50, Speer scored eight unanswered points to put Florida A&M ahead for the first time since the 5:37 mark of the first half.

Lawson drained a 3-pointer off the break to muscle South Carolina back in front 68-66, and then blocked Randolph at 3:30 to protect a 71-69 lead.

The win was South Carolina's first at home this season and 20th straight win in a home opener. Florida A&M has not played a home game yet this season.

South Carolina opens Southeast Conference play hosting Texas A&M on Wednesday.

COLUMBIA (AP) - AJ Lawson scored 19 of his career-high 30 points in the second half as South Carolina pulled away and beat Texas A&M 78-54 on Wednesday night in the Gamecocks' Southeastern Conference opener.

South Carolina (3-2, 1-0), which had a 28-day layoff before an eight-point win over Florida A&M on Saturday, made 10 baskets from beyond the arc and shot 42% (29-of-69) overall.

Lawson was 10-of-22 shooting with three 3-pointers. Jermaine Cousnard made a career-best five 3s and finished with 15 points and four assists. Wildens Leveque added 10 points.

Emanuel Miller scored 17 of his career-best 28 points in the first half for Texas A&M (6-3, 1-2). He is one of eight players in the SEC this season who has scored in double figures in every game they have played. Quenton Jackson added 13 points.

Jackson's 3-pointer pulled the Aggies to 38-34 early in the second half. The Gamecocks answered with a 17-5 run and had a double-digit lead the rest of the way.

Six players had at least five rebounds for South Carolina, which outboarded the Aggies 45-31.

BATON ROUGE (AP) - Cameron Thomas scored 25 points, Trender Watford had 23 points, seven rebounds and five assists, and LSU rallied to beat South Carolina 85-80 on Saturday night.

The Tigers (10-2, 5-1 Southeastern Conference) trailed for nearly 34 minutes of game time but went on a 20-4 run during the final eight minutes with Thomas scoring the last six points to make it 84-76 with 34 seconds left. The Gamecocks (3-3, 1-1) missed 11 straight shots from the field while the game slipped away.

Javonte Smart added 15 points and Darius Days scored 11 for LSU.

Keyshawn Bryant had 26 points and seven rebounds, and AJ Lawson had 22 points, five rebounds and five assists, scoring 18 in the first half for South Carolina. Wildens Leveque and Justin Minaya added 12 points each, Minaya with 10 rebounds and Leveque with eight.

Due to COVID-19 protocols, South Carolina coach Frank Martin, assistant coach Chuck Martin, and Doug Edwards, who handles student-athlete development, were not in attendance. Assistant coach Bruce Shingler made his head coaching debut as the acting coach.

South Carolina has had eight games cancelled or postponed this season.

GAME 4

Official Basketball Box Score - Final														Game Time: 7:00 PM		
Florida A&M at South Carolina														Game Duration: 2:11		
01/02/21 Colonial Life Arena, Columbia, S.C.														Attendance: 1,130		
2020-21 Men's Basketball														Officials: Todd Austin, Connor George, Errol Lewis		
Florida A&M - 71														Record: 1-6		
NO. Name	Min	FG	SP	FT	Rebounds	Fouls	PF	AS	TO	ST	Blocks	BB	BA	+	-	Shooting By Period
25 D.J. Jones	16:39	4-6	0-0	2-3	1 2 3 4	2	0	1	0	0	0	0	0	0	0	1st FG% 12.8 42.9%
11 Jalen Speer	0:25:21	7-12	3-5	4-5	0 3 3 2	2	2	2	2	2	0	0	0	0	0	FT% 3.6 50.0%
2 Kamron Reaves	0:25:27	4-9	1-3	2-2	0 2 4 2	1	3	4	0	0	0	0	0	0	0	2nd FG% 14.2 48.3%
3 M.J. Randolph	0:25:37	4-12	0-0	2-5	0 4 4 3	6	10	3	3	2	0	1	0	0	0	3rd FG% 5.9 33.3%
23 Bryce Monrage	0:21:29	1-2	0-0	2-3	0 4 4 3	2	4	0	0	0	0	0	0	0	0	FT% 5.7 71.4%
5 Keith Liles	16:34	2-5	0-2	0-0	0 4 4 1	1	1	1	1	1	0	0	0	0	0	GM FG% 25.7 45.8%
21 Johnny Brown	25:11	2-4	2-4	0-0	0 7 7 2	1	6	1	1	0	0	0	0	0	0	3rd FG% 5.0 40.0%
34 Ennis Dear	19:04	2-6	0-0	1-1	2 2 4 1	1	5	1	3	0	0	0	0	0	0	FT% 13.9 68.4%
20 Jai Clark	06:13	0-1	0-0	0-0	0 0 0 0	0	0	0	0	0	0	0	0	0	0	Dead Ball Rebounds: 2
Team		3	2	5	0	0	0	0	0	0	0	0	0	0	0	
Totals	26:57	6-15	13-19	6	30	36	22	10	7	11	13	5	2	2	7	Technical Fouls: NONE

Official Basketball Box Score - Final														Game Time: 7:00 PM		
Texas A&M at South Carolina														Game Duration: 2:08		
01/02/21 Colonial Life Arena, Columbia, S.C.														Attendance: 1,160		
2020-21 Men's Basketball														Officials: Anthony Jordan, Rob Potts, Terry Opeyola		
Texas A&M - 54														Record: 6-3 (1-3)		
NO. Name	Min	FG	SP	FT	Rebounds	Fouls	PF	AS	TO	ST	Blocks	BB	BA	+	-	Shooting By Period
5 Emanuel Miller	34:02	10-15	0-0	8-9	1 5 6 0	5	28	1	1	1	0	4	2	3	0	1st FG% 11.8 39.3%
45 Kevin Marfo	0:26:44	0-0	0-0	0-0	0 0 2 4	0	0	0	1	1	0	0	0	0	0	FT% 2.1 15.4%
3 Quenton Jackson	0:28:43	4-10	3-7	2-2	2 1 3 5	5	13	5	1	0	0	0	0	0	0	2nd FG% 14.2 27.3%
4 Jaxson Roberson	0:16:02	2-5	2-5	0-0	0 2 2 1	0	6	0	0	0	0	0	0	0	0	3rd FG% 3.1 25.0%
20 Andre Gordon	0:28:34	1-10	0-6	1-2	0 0 2 0	2	3	1	3	1	0	0	0	0	0	FT% 12.6 75%
21 Zach Walker	0:44:00	0-0	0-0	0-0	0 0 2 0	0	0	0	0	0	0	0	0	0	0	GM FG% 17.50 34.6%
15 Jonathan Aku	0:26:45	0-0	0-0	0-0	1 2 1 1	1	1	1	1	0	0	0	0	0	0	3rd FG% 5.0 20.0%
0 Jay Jay Chandler	20:30	0-5	0-4	2-2	0 0 0 0	2	2	1	1	2	0	0	0	0	0	FT% 15.9 79.5%
1 Savion Pagg	18:32	0-1	0-1	0-0	0 3 3 0	0	0	0	2	2	0	0	0	0	0	Dead Ball Rebounds: 2
2 Hayden Hebler	15:47	0-1	0-1	0-0	0 5 5 2	0	0	0	0	0	0	0	0	0	0	
11 Hassan Darr	11:20	0-3	0-1	0-0	0 0 1 0	0	0	0	2	4	0	0	0	0	0	
31 Luke McChiee	01:54	0-0	0-0	1-2	0 0 1 1	1	1	0	0	0	0	0	0	0	0	
24 LaDamien Bradford	05:07	0-0	0-0	0-0	0 0 0 0	0	0	0	0	0	0	0	0	0	0	
Team		3	3	6	0	0	0	0	0	0	0	0	0	0	0	
Totals	17:50	5-25	15-19	8	25	31	19	54	11	13	8	1	5	24	0	Technical Fouls: NONE

Official Basketball Box Score - Final														Game Time: 7:00 PM		
South Carolina at LSU														Game Duration: 2:11		
01/16/21 Maravich Center, Baton Rouge, La.														Attendance: 2,143		
2020-21 Men's Basketball														Officials: Pat Adams, John Hampton, Randy Heaneman		
South Carolina - 80														Record: 3-3 (1-1)		
NO. Name	Min	FG	SP	FT	Rebounds	Fouls	PF	AS	TO	ST	Blocks	BB	BA	+	-	Shooting By Period
10 Justin Minaya	35:36	5-10	1-6	1-1	5 5 10 2	2	12	2	2	0	1	0	0	0	0	1st FG% 5.4 35.7%
15 Wildens Leveque	35:37	8-8	0-0	0-0	4 4 8 4	1	13	1	2	0	1	1	0	0	0	FT% 3.5 80%
00 AJ Lawson	0:40:00	8-19	4-14	2-3	1 4 5 3	2	22	5	3	0	0	0	0	0	0	2nd FG% 16.6 44.4%
5 Jermaine Cousnard	0:17:10	1-8	1-6	2-2	0 1 1 4	1	5	5	0	1	0	0	0	0	0	3rd FG% 3.1 25.0%
23 Seventh Woods	0:15:27	0-4	0-1	0-0	0 2 2 4	0	2	0	2	2	0	0	0	0	0	FT% 7.9 77.8%
24 Keyshawn Bryant	35:03	10-18	1-1	5-8	2 5 7 3	4	29	2	3	4	1	1	0	0	0	GM FG% 21.69 44.9%
12 Trae Hannibal	09:11	1-2	1-1	0-0	0 0 2 1	0	0	0	1	0	0	0	0	0	0	3rd FG% 2.29 27.0%
11 TJ Moss	10:40	0-0	0-0	0-0	2 2 1 0	0	0	0	2	0	0	0	0	0	0	FT% 10-14 71.4%
14 Nathan Nelson	02:16	0-0	0-0	0-0	0 1 1 0	0	0	0	0	0	0	0	0	0	0	Dead Ball Rebounds: 2
Team		1	2	3	0	0	0	0	0	0	0	0	0	0	0	
Totals	31:46	6-25	10-14	13	25	38	22	15	10	15	3	4	2	5	0	Technical Fouls: NONE

GAME 6

Official Basketball Box Score - Final														Game Time: 7:00 PM		
South Carolina at LSU														Game Duration: 2:11		
01/16/21 Maravich Center, Baton Rouge, La.														Attendance: 2,143		
2020-21 Men's Basketball														Officials: Pat Adams, John Hampton, Randy Heaneman		
South Carolina - 80														Record: 3-3 (1-1)		
NO. Name	Min	FG	SP	FT	Rebounds	Fouls	PF	AS	TO	ST	Blocks	BB	BA	+	-	Shooting By Period
10 Justin Minaya	35:36	5-10	1-6	1-1	5 5 10 2	2	12	2	2	0	1	0	0	0	0	1st FG% 5.4 35.7%
15 Wildens Leveque	35:37	8-8	0-0	0-0	4 4 8 4	1	13	1	2	0	1	1	0	0	0	FT% 3.5 80%
00 AJ Lawson	0:40:00	8-19	4-14	2-3	1 4 5 3	2	22	5	3	0	0	0	0	0	0	2nd FG% 16.6 44.4%
5 Jermaine Cousnard	0:17:10	1-8	1-6	2-2	0 1 1 4	1	5	5	0	1	0	0	0	0	0	3rd FG% 3.1 25.0%
23 Seventh Woods	0:15:27	0-4	0-1	0-0	0 2 2 4	0	2	0	2	2	0	0	0	0	0	FT% 7.9 77.8%
24 Keyshawn Bryant	35:03	10-18	1-1	5-8	2 5 7 3	4	29	2	3	4	1	1	0	0	0	GM FG% 21.69 44.9%
12 Trae Hannibal	09:11	1-2	1-1	0-0	0 0 2 1	0	0	0	1	0	0	0	0	0	0	3rd FG% 2.29 27.0%
11 TJ Moss	10:40	0-0	0-0	0-0	2 2 1 0	0	0	0	2	0	0	0	0	0	0	FT% 10-14 71.4%
14 Nathan Nelson	02:16	0-0	0-0	0-0	0 1 1 0	0	0	0	0	0	0	0	0	0	0	Dead Ball Rebounds: 2
Team		1	2	3	0	0	0	0	0	0	0	0	0	0	0	
Totals	31:46	6-25	10-14	13	25	38	22	15	10	15	3	4	2	5	0	Technical Fouls: NONE

Official Basketball Box Score - Final														Game Time: 7:00 PM		
LSU - 85														Game Duration: 2:11		
01/16/21 Maravich Center, Baton Rouge, La.														Attendance: 2,143		
2020-21 Men's Basketball														Officials: Pat Adams, John Hampton, Randy Heaneman		
LSU - 85														Record: 10-2 (5-1)		
NO. Name	Min	FG	SP	FT	Rebounds	Fouls	PF	AS	TO	ST	Blocks	BB	BA	+	-	Shooting By Period
0 Mearns Wilkinson	16:41	2-2	0-0	1-2	1 2 3 3	2	2	0	0	1	0	0	0	0	0	1st FG% 1.8 15.0%
2 Trender Watford	31:05	7-16	0-1	9-10	2 5 7 4	8	23	5	4	2	0	1	0	1	7	FT% 9.5 80%
4 Darius Days	30:47	5-11	4-4	4-4	4 4 5 3	2	11	0	0	0	0	0	0	0	0	2nd FG% 15.29 51.7%
1 Javonte Smart	0:35:21	5-11	4-6	1-2	0 5 5 1	1	15	5	2	0	0	0	0	0	0	3rd FG% 6.10 60.0%
24 Cameron Thomas	0:37:23	7-19	2-8	9-10	1 3 4 1	2	25	0								




GAME 7 (3-4, 1-2 SEC)

Columbia, Mo.
Mizzou Arena
Jan. 19, 2021
Anderson career high 17 points



GAME 8 (3-5, 1-3 SEC)

Columbia, S.C.
Colonial Life Arena
Jan. 23, 2021
Bryant scores team high 24



GAME 9 (4-5, 2-3)

Columbia, S.C.
Colonial Life Arena
Jan. 27, 2021
Bryant has 19 to lead Gamecocks

COLUMBIA, MO. (AP) - Jeremiah Tilmon had 19 points and 10 rebounds in another efficient performance, and No. 19 Missouri beat South Carolina 81-70 on Tuesday night.

Tilmon, who came in shooting a Southeastern Conference-leading 74% from the floor, improved on that mark by going 8 of 11. Missouri (9-2, 3-2 SEC) had its best shooting performance overall at 58.3%.

Mark Smith scored 18 points and went 3 for 5 from 3-point range for the Tigers. Dru Smith added 16 points on 5-of-6 shooting.

Reserve Keyshawn Bryant scored 19 points for South Carolina (3-4, 1-2) and Trey Anderson had 17, also off the bench, as 45 of the Gamecocks' points came from substitutes.

Missouri jumped out to a 10-0 lead and didn't allow South Carolina to get closer than five points the rest of the way.

The Tigers committed 19 turnovers, but the Gamecocks only scored 18 points off them. South Carolina tied its season high with 70 field goal attempts, but shot 38.6% from the field. The Gamecocks also struggled from the free-throw line, going 8 for 19 (42.1%).

COLUMBIA (AP) - Allen Flanagan scored a career-high 24 points with four 3-pointers, Sharife Cooper had a double-double by halftime and Auburn resoundingly thwacked South Carolina 109-86 on Saturday for its first win on the Gamecocks home floor since 2014.

Auburn put up its most points in a Southeastern Conference road win in program history.

Cooper, a freshman who was granted eligibility by the NCAA Jan. 9, scored 16 points and had 12 assists for his second career double-double. He already had 10 points and 11 assists in the books in the first 20 minutes.

Jaylin Williams scored 18 points with seven rebounds, JT Thor added 14 points and seven rebounds and Devan Cambridge scored 10 as the Tigers (9-7, 3-5) made 40 of 77 field goals (52%), including 14 of 27 from beyond the 3-point arc. The Tigers made 15 of 16 free throws to round out the dominating scoring effort.

Cooper's impact was felt in Auburn's breakaway 11-1 run taking a little over two minutes of the first half. Though he took only one shot, and missed, he had four assists and a blocked shot during the run.

The Auburn outburst included back-to-back dunks from Javon Franklin and Williams bracketed around Cooper's block of South Carolina's Trae Hannibal. The dunks pushed Auburn's lead into double digits, 25-14, where it stayed most of the way to halftime and all of the second half.

The Tigers opened the second half with six straight points. Keyshawn Bryant scored 24 points for South Carolina (3-5, 1-3), with AJ Lawson adding 23 and Jermaine Cousnard 16. Cousnard had six assists. The Gamecocks were outrebounded 46-34, outscored on second-chance points 21-9 and 46-30 in the paint.

COLUMBIA (AP) - Keyshawn Bryant had his first double-double of the season and South Carolina's defense smothered Georgia in the Gamecocks' 83-59 win on Wednesday night.

Bryant finished with 19 points, a season-high 10 rebounds and a career-best tying three steals. Jermaine Cousnard added 18 points, AJ Lawson scored 12 points and Justin Minaya 10.

Bryant scored all his 11 first-half points during a 21-4 run that gave South Carolina (4-5, 2-3 Southeastern Conference) the lead for good, and made it 32-19 when Lawson hit a 3-pointer with 3:17 left before the break. Andrew Garcia made a layup to trim Georgia's deficit to 41-35 with 16:38 to play. Cousnard answered with a 3-pointer before Bryant made two free throws and Minaya hit a 3 in an 8-2 spurt, and the Bulldogs trailed by double figures the rest of the way.

Freshman K.D. Johnson scored 13 points and Garcia finished with 10 for Georgia (9-6, 2-6).

The Bulldogs made six of their first 13 shot and led 14-8 after Sahvir Wheeler hit a jumper with 11:33 left in the first half, but shot just 28% (15-of-53) the rest of the way. The Gamecocks defense contested jumpers, challenged shots at the rim and forced three Georgia shot-clock violations. The Bulldogs made just 4-of-26 from 3-point range in their lowest scoring game of the season.

Bryant, a 6-foot-6 junior who missed most of December and half of January for undisclosed reasons, is averaging 22.0 points in four games since returning.

South Carolina snapped a three-game skid.

GAME 7

Official Basketball Box Score - Final
South Carolina at Missouri
2020-21 Mizzou Men's Basketball

Shooting By Period
Technical Fouls: NONE

Biggest lead
Points from Turnovers
Best Scoring Run
Lead Changes
Times Tied
Time with Lead



GAME 8

Official Basketball Box Score - Final
Auburn at South Carolina
2020-21 Mizzou Men's Basketball

Shooting By Period
Technical Fouls: NONE

Biggest lead
Points from Turnovers
Best Scoring Run
Lead Changes
Times Tied
Time with Lead



GAME 9

Official Basketball Box Score - Final
Georgia at South Carolina
2020-21 Mizzou Men's Basketball

Shooting By Period
Technical Fouls: McMillan 2, Miller 4

Biggest lead
Points from Turnovers
Best Scoring Run
Lead Changes
Times Tied
Time with Lead





81

GAME 10 (4-6, 2-4 SEC)

Nashville, Tenn.
Memorial Gym
Jan. 30, 2021
Lawson scores 21 to lead Gamecocks



77

GAME 11 (5-6, 3-4 SEC)

Gainesville, Fla.
Exactech Arena
Feb. 3, 2021
Gamecocks upset Gators



59

GAME 12 (5-7, 3-5 SEC)

Columbia, S.C.
Colonial Life Arena
Feb. 6, 2021
Lawson scores 1,000th point of career

NASHVILLE (AP) - Maxwell Evans hit five 3-pointers and finished with 29 points - both season highs - and Scotty Pippen Jr. had 23 points and seven assists to help Vanderbilt beat South Carolina 93-81 on Saturday night to snap a six-game losing streak.

Evans went into the game having scored 52 points this season.

It was the first time this season that two Vanderbilt players scored at least 20 points. Dylan Disu added 17 points, seven assists and a career-best tying five steals for the Commodores (5-8, 1-6 Southeastern Conference).

Vanderbilt used a 20-2 run in a span of three minutes, 36 seconds to take the lead for good and make it 23-8 after a dunk by Evans with 13:55 left in the first half. The Gamecocks went 1 for 4 from the field with five turnovers during that span.

AJ Lawson led South Carolina (4-6, 2-4) with 21 points. Keyshawn Bryant scored 13 points, Justin Minaya and Seventh Woods added 11 apiece, and Trae Hannibal had 10.

Vanderbilt, which had lost its first seven conference games in each of the previous two seasons, scored its most points in a game this season. The Commodores, who led by double figures throughout the second half, tied their season high with 21 assists. They also hit 13 3-pointers and outscored South Carolina 22-9 at the free-throw line.

GAINESVILLE (AP) - South Carolina coach Frank Martin was beside himself as he counted 10 consecutive first-half possessions in which the ball failed to touch the paint. Turnovers. Offensive fouls. Long-range shots. Martin made it a point of emphasis at the break, and his players responded better than anyone expected.

AJ Lawson scored 22 points, Seventh Woods added 12 and the Gamecocks beat No. 22 Florida 72-66 on Wednesday night, potentially making the Gators' return to the rankings a brief one.

Keyshawn Bryant added eight points for the Gamecocks, including six in a decisive 13-1 run over the final 6:37 to close the game. That spurt turned a six-point deficit into an unlikely road victory.

Bryant scored on two dunks and a putback, a microcosm of Florida's issues all night. South Carolina (5-6, 3-4 Southeastern Conference) dominated the Gators (10-5, 6-4) inside, outscoring them 50-30 in the paint and getting 13 offensive rebounds. Much of that damage came after halftime.

"You've got to make some 3s to win, but whoever wins the fight for the paint still wins the game," Martin said. "The 3s are for the fans and the stats and for all the people who sit around and say it's a pretty game when it's played that way. I don't disagree. I wish we would could make 15, 16 3s in a game."

"But at the end of the day, if you want to win, you better get that ball in the paint."

Florida was playing its first game as a ranked team in more than 14 months. The Gators snuck into the Top 25 after winning four in a row, including victories against No. 6 Tennessee and at No. 11 West Virginia.

But they looked nothing like the same team against Martin's tough and scrappy bunch that has dealt with COVID-19 issues much of the season.

"Every one hurts. This one hurts more because I feel like we laid down," said guard Tre Mann, who led Florida with 17 points and eight rebounds. "They came out and punched us in the mouth. We just laid down. So yeah, this one hurt a lot."

Mann wasn't done ripping his team's effort, which came hours after Florida forward Keyontae Johnson was ruled out for the season nearly two months after he collapsed on the court at Florida State. The Gators revamped their offense without the SEC's preseason player of the year and had finally started to find their footing.

"It's been tough for us this year. Every time we get a little bit of success, we tend to come out and play bad and lose focus," Mann said. "I feel like that's what happened again tonight. We just weren't focused. They came out hungry and they just punched us."

The Gamecocks pounded the ball in the lane early and often, so many times that Florida ended the game with 12 blocks. But the strategy worked as Lawson made 9 of 16 shots to go along with eight rebounds. Bryant added seven boards.

Noah Locke made three 3-pointers for Florida and finished with 15 points. Colin Castleton chipped in 11 points, seven rebounds and seven blocks, his fourth outing with at least five blocks in the last six games. But Castleton and fellow big man Omar Payne got schooled in and around the rim.

"It just proved we had fight in us," Lawson said.

COLUMBIA (AP) - D.J. Stewart Jr. scored 29 points on 4-for-6 shooting from 3-point range and Mississippi State pulled away from South Carolina in the second half for a 75-59 win on Saturday.

AJ Lawson's dunk with 13:44 remaining to brought the Gamecocks within 50-49. Mississippi State (11-9, 5-6 Southeastern Conference) responded with a 13-0 outburst over the next five minutes and South Carolina never recovered. The run started and ended with jump shots from Stewart.

Iverson Molinar scored 16 points for the Bulldogs who finished 26-for-56 (46%) including 10 for 19 (53%) from 3-point range.

South Carolina's (5-7, 3-5) shooting fortunes were just the opposite as the Gamecocks were 19 for 61 (31%) and missed 20 of 25 3-point attempts.

Keyshawn Bryant and Lawson each scored 13 for the Gamecocks and Seventh Woods scored 10.

With the win, the Bulldogs avoided a fifth-straight SEC loss, which previously has happened twice in head coach Ben Howland's six seasons at the Mississippi State helm.

Howland now is 4-3 against Gamecocks coach Frank Martin. Saturday's game was the first in the last seven between the two teams where the victor won by more than six points.

The Gamecocks will play their second of a three-game home stand on Tuesday taking on No. 10-ranked Alabama. The Bulldogs head home to face LSU on Wednesday.

GAME 10

Official Basketball Box Score - Final
South Carolina at Vanderbilt
03/20/21 Memorial Gymnasium, Nashville
2020-21 Men's Basketball
Game Time: 7:30 PM
Game Duration: 1:57
Attendance: 73
Officials: Mike Nance, Steven Anderson, Jason Baker

South Carolina - 81		Record: 4-6 (2-4)										Shooting By Period							
NO.	Name	Min	FG	3P	FT	Rebounds	Fouls	TP	AS	TS	Blocks	ST	1st	2nd	3rd	4th	FT%	3P%	
10	Justin Minaya	22:45	4-5	2-3	1-2	2	4	2	1	1	2	0	0	0	0	0	77%	41%	40%
15	Wilkins Leveque	22:12	1-2	0-0	2-4	2	3	5	4	2	4	1	0	1	0	0	25%	57%	71%
00	AJ Lawson	31:18	7-15	3-9	4-4	2	4	1	4	21	1	1	2	1	0	0	53%	17%	51%
5	Jermaine Cousland	31:32	2-15	2-6	0-0	2	2	0	0	6	4	0	3	0	20	0	0%	61%	46%
23	Seventh Woods	24:16	5-7	1-2	0-0	1	1	2	11	3	5	3	0	0	1	1	71%	47%	57%
4	Jalyn McCreary	13:48	1-2	0-0	0	0	0	0	0	2	0	0	0	0	0	0	0%	0%	50%
24	Keyshawn Bryant	20:09	6-8	1-1	0-0	6	4	0	4	13	2	1	0	0	0	0	75%	100%	43%
14	Nathan Nelson	08:36	1-2	1-2	0-0	0	1	0	0	0	0	0	0	0	0	0	50%	100%	64%
12	Trey Thomas	11:55	4-4	0-0	2-2	1	2	3	2	10	0	0	0	0	0	0	100%	0%	0%
2	Trey Anderson	02:58	0-0	0-0	0-0	0	0	0	0	0	0	0	0	0	0	0	0%	0%	0%
11	TJ Moss	11:31	0-0	0-0	0-1	1	2	2	1	0	1	0	0	0	0	0	0%	0%	0%
Team			1	2	3	0	0	0	0	0	0	0	0	0	0	0			
Totals		31:02	10-23	9-14	9	22	31	22	16	81	13	16	8	1	4	12			

Technical Fouls: NONE

Vanderbilt - 93		Record: 5-8 (1-6)										Shooting By Period							
NO.	Name	Min	FG	3P	FT	Rebounds	Fouls	TP	AS	TS	Blocks	ST	1st	2nd	3rd	4th	FT%	3P%	
1	Dylan Disu	27:33	5-10	2-7	5-6	4	3	2	4	17	3	3	5	2	0	26	77%	31%	36%
50	Ejike Okina	15:59	2-3	0-0	0-0	2	0	0	0	4	0	0	0	0	0	0	0%	0%	13%
2	Scotty Pippen Jr.	25:16	6-10	3-5	8-8	1	2	1	9	23	7	1	2	1	0	29	75%	100%	43%
31	Maveric Evans	03:54	9-9	5-8	6-6	0	4	1	7	28	2	1	0	0	0	27	100%	62%	27%
4	Jordan Wright	02:48	4-7	0-1	1-1	0	4	1	1	9	4	0	0	0	0	14	57%	25%	86%
5	D.J. Harvey	20:36	2-4	2-4	0-0	3	3	0	0	6	1	0	0	0	0	1	50%	29%	43%
10	Ylles Shate	15:16	0-3	0-3	2-2	2	1	1	0	3	1	2	0	0	0	3	0%	0%	39%
12	Trey Thomas	06:58	0-0	0-0	0-0	0	0	0	0	0	0	0	0	0	0	0	0%	0%	14%
15	Cleovon Brown	11:45	0-3	0-1	0-0	1	4	5	2	0	0	1	0	0	0	0	0%	0%	4%
13	Isaac McBride	10:56	1-4	1-4	0-0	1	1	0	1	0	3	1	1	0	0	0	25%	100%	7%
34	Akram Odupe	02:40	0-0	0-0	0-0	2	2	0	3	0	0	0	0	0	0	0	0%	0%	0%
14	Nathan Nelson	01:56	0-0	0-0	0-0	0	0	0	0	0	0	0	0	0	0	0	0%	0%	0%
20	Max Anderson	01:03	0-0	0-0	0-0	0	0	0	0	0	0	0	0	0	0	0	0%	0%	0%
Team			2	3	5	0	1	0	0	0	0	0	0	0	0	0			
Totals		29:59	13-33	22-27	12	26	38	16	22	93	21	15	9	4	1	12			

Technical Fouls: NONE

SC		Vandy		Points from Turnovers		Period by Period Scoring			
Biggest lead	3 (1st 18:04)	26 (2nd 3:56)	Points from Turnovers	19	26	1st	2nd	TOT	
Best Scoring Run	14 (1st 8:25)	14 (1st 13:55)	Points from Turnovers	30	32	SC	37	44	81
Lead Changes	2	Second Chance	14	15	Fast Breaks	15	15		
Times Tied	1	Fast Breaks	13	21	Bench	5	41	93	
Time with Lead	00:57	37:55	Bench	28	11	Vandy	52	41	



GAME 11

Official Basketball Box Score - Final
South Carolina at Florida
03/20/21 Exactech Arena, Gainesville
2020-21 Men's Basketball
Game Time: 7:30 PM
Game Duration: 1:59
Attendance: 2,382
Officials: Anthony Jordan, Owen Shortt, Ron Grover

South Carolina - 72		Record: 5-8 (3-6)										Shooting By Period							
NO.	Name	Min	FG	3P	FT	Rebounds	Fouls	TP	AS	TS	Blocks	ST	1st	2nd	3rd	4th	FT%	3P%	
10	Justin Minaya	27:18	1-6	0-4	0-0	1	2	0	0	2	2	1	1	0	1	9	0%	13%	39%
15	Wilkins Leveque	19:26	3-5	0-0	0-0	4	3	7	1	2	6	1	2	1	0	2	0%	58	83%
00	AJ Lawson	32:50	9-16	2-5	2-5	1	7	8	4	22	1	4	1	0	2	3	56%	18%	51%
5	Jermaine Cousland	32:11	4-12	1-5	0-1	0	4	4	3	9	2	2	3	0	0	1	0%	0%	0%
23	Seventh Woods	25:56	6-10	0-2	0-0	0	4	3	2	12	1	1	2	0	2	0	75%	14	25%
24	Keyshawn Bryant	19:02	4-9	0-1	0-0	5	7	3	1	8	0	1	0	2	3	1	44%	31%	45%
12	Trey Hannibal	15:05	0-3	0-0	4-4	1	2	1	3	4	1	1	1	0	0	0	0%	0%	0%
4	Jalyn McCreary	14:44	3-6	0-0	0-0	1	3	4	2	1	0	1	1	1	0	0	75%	61%	60%
14	Nathan Nelson	13:18	1-1	0-1	0-0	0	1	0	0	1	0	0	0	0	0	0	0%	0%	0%
Team			3	4	0	0	0	0	0	0	0	0	0	0	0	0			
Totals		31:08	41-91	6-10	13	30	42	17	14	72	10	13	10	3	12	15			

Technical Fouls: NONE

Florida - 66		Record: 10-5 (8-4)										Shooting By Period							
NO.	Name	Min	FG	3P	FT	Rebounds	Fouls	TP	AS	TS	Blocks	ST	1st	2nd	3rd	4th	FT%	3P%	
5	Omar Payne	27:55	5-5	0-0	0-2	3	4	4	1	0	0	0	2	0	0	1	100%	15%	48%
12	Colin Castleton	31:35	4-12	0-0	3-4	3	4	7	2	4	1	1	1	0	7	2	68%	7%	24%
1	Tre Mann	36:06	6-16	2-7	3-4	8	8	4	0	17	3	3	3	0	0	0	50%	10%	32%
22	Noah Locke	30:49	5-9	2-7	2-2	1	3	4	0	15	2	2	0	0	0	1	67%	31%	27%
22	Yonah Apply	37:09	2-9	2-5	0-1	0	4	1	5	6	4	2	3	0	1	6	22%	31%	42%
4	Anthony Dujail	13:29	3-4	0-1	0-0	2	0	2	1	1	1	1	2	1	1	0	75%	0%	0%
23	Scottie Lane	13:51	0-4	0-2	1-2	0	3	3	1	1	2	2	1	1	0	7	0%	7%	25%
33	Jason Jibboh	01:16	0-0	0-0	0-0	0	0	0	0	0	0	0	0	0	0	0	0%	0%	0%
44	Niles Lane	01:49																	



GAME 13 (5-8, 3-6 SEC)

Columbia, S.C.
Colonial Life Arena
Feb. 9, 2021
Carolina falls at home

78

81



GAME 14 (3-9, 3-7 SEC)

Columbia, S.C.
Colonial Life Arena
Feb. 13, 2021
Late Gamecock rally falls short

74

81



GAME 15 (5-10, 3-8)

Knoxville, Tenn.
Thompson-Boling Arena
Feb. 17, 2021
Lawson scores team high 20

73

93

COLUMBIA (AP) - John Petty Jr. wasn't going to let another one slip away for Alabama.

The 11th-ranked Crimson Tide were coming off their first Southeastern Conference loss of the season last Saturday and were locked in a tight game with pesky, determined South Carolina.

Behind Petty's 20 points and three 3-pointers, they came through, bouncing back from their loss to No. 10 Missouri with an 81-78 victory over the Gamecocks on Tuesday night.

"I was going to do whatever it took to get a win," Petty said.

It took about every point he could score as the Gamecocks (5-8, 3-6 SEC) rallied from 78-70 down in the final four minutes to cut it to 79-78 with 2 seconds left.

But James Rojas preserved the win with two foul shots to keep Alabama's best league season in more than six decades going. The Crimson Tide (16-5, 11-1) won their sixth straight over the Gamecocks.

"We've got a special thing going this year and we're real motivated," Petty said.

With South Carolina trailing 79-76, coach Frank Martin said he drew up a play with three options for a tying 3-pointer. Instead, Jermaine Couisnard connected with Justin Minaya for an uncontested layup.

The Gamecocks were forced to foul Rojas, who made his free throws.

"Instead of running what we asked to run, we just kind of ... no mental connection with the situation," Martin said.

AJ Lawson led South Carolina with 21 points, making five 3-pointers.

The Gamecocks had their chances. Wildens Leveque tied it at 59 with 11:11 left before Alabama went ahead for good on Jaden Shackelford's layup on the following possession. Jahvon Quinerly extended the lead with a jumper.

The Gamecocks scratched back within 65-64 on Lawson's 3-pointer and a foul shot by Bryant. But Petty, the team leader in made 3s, hit another from behind the arc and South Carolina could not rally, losing for the third time in its past four games.

Alabama, which fell behind by 22 points to Missouri before losing 68-65, trailed South Carolina 16-5 with less than five minutes elapsed.

That's when the long-range shooting of Petty and Joshua Primo got Alabama back in contention. Primo, a 6-foot-6 freshman, had totaled seven points combined in his last three games with only one 3-pointer. This time, he hit three of his team's six 3s in the first 20 minutes and had 10 points at the break.

Quinerly finished with 13 points for the Tide while Petty added eight rebounds, two blocks and a steal.

COLUMBIA (AP) - Devontae Shuler scored a career-high 31 points in a return to his native South Carolina and his shot block and resulting pair of free throws with nine seconds left helped Ole Miss stave off the Gamecocks 81-74 on Saturday.

Shuler, the reigning Southeastern Conference Player of the Week, was 8-for-13 shooting with 13 points by halftime to notch his 10th straight game in double figures. He added 13 of 16 at the free throw line, seven rebounds four assists and two blocks.

Ole Miss (12-8, 6-6) had been cruising with a double digit lead for almost all of the second half until back-to-back steals by AJ Lawson and Trae Hannibal helped South Carolina (5-9, 3-7) spark a 6-0 run and cut the Ole Miss lead down to 76-69 with 1:28 remaining.

TJ Moss hit a 3-pointer with 17 seconds left and South Carolina trailed by five and got the ball back on a Lawson steal. He missed a 3-pointer and Hannibal's putback attempt was blocked by Shuler, who was fouled and made both to ice the win.

Romello White added 14 points and KJ Buffen 12 for Ole Miss, which shot 50% for the game (22 of 44), but made 34 of 44 free throws.

Lawson led South Carolina with 22 points, making 4 of 12 3-pointers. Wildens Leveque added 13 points with three blocked shots and Hannibal scored six of his 12 points in the final 3:23.

Ole Miss led 36-28 at the half, closing on a 17-9 run from from a 19-19 tie at 6:08 as the Gamecocks missed five of their last seven shots with three turnovers. South Carolina shot 40% in the game.

The Rebels' Luis Rodriguez, fifth in the SEC in steals at 1.7 per game, swiped three and had six points before fouling out. Ole Miss had five steals in the first half and 11 on the game. South Carolina had 14 steals, Justin Minaya with three.

KNOXVILLE (AP) - Victor Bailey drilled 7 of 10 3-pointers and scored a career-high 29 points to lead No. 19 Tennessee to a 93-73 victory over South Carolina on Wednesday night.

The game was originally scheduled for Tuesday, but what turned out to be a false positive COVID-19 test for a Tennessee player led to a one-day postponement.

John Fulkerson scored 15 of his 19 points in the second half, Jaden Springer added 16 points and Yves Pons had 10 for the Volunteers (15-5, 8-5 Southeastern Conference).

AJ Lawson led the Gamecocks (5-10, 3-8) with 20 points. Keyshawn Bryant and TJ Moss each scored 15.

Tennessee expanded its 11-point halftime lead to 89-69 late in the second half thanks to a 17-7 run. Fulkerson had eight points in that burst.

Bailey hit 4 of 7 3-pointers and had 14 points to lead Tennessee to a 50-39 halftime advantage. Springer connected on a buzzer-beater jumper to score 10 in the opening half. The Vols were good on 6 of 13 3-pointers in the first 20 minutes.

GAME 13

Official Basketball Box Score - Final
Alabama at South Carolina
2020-21 Men's Basketball
Game Date: 2/9/21
Game Duration: 2:15
Attendance: 1,589
Officials: Joe Lindsey, Terry Okabay, Ted Watters

NO. Name	Min	FG	3P	FT	Rebounds		Fouls	TP	AS	TO	ST	Blocks	BA	+/-	pts	fg%	3pt%	ft%	gmFG%	gm3pt%	gmft%	gmTP%	gmTP%	gmST%	gmBL%	gmBA%	gm+/-	Shooting By Period																				
					OR	DR																							PF	FF	AS	TO	ST	BL	BA	gmFG%	gm3pt%	gmft%	gmTP%	gmTP%	gmST%	gmBL%	gmBA%	gm+/-				
4 Jwan Gary	22:27	1/2	0/0	0/0	1	0	1	0	2	0	1	0	0	0	4	3PT%	61.5	40.0%	FT%	5.6	85.3%	gmFG%	12.02	37.0%	gm3pt%	1.33	33.3%	gmft%	2.94	50.0%	gmTP%	1.11	11.1%	gmTP%	1.11	11.1%	gmST%	0.33	33.3%	gmBL%	0.33	33.3%	gmBA%	0.33	33.3%	gm+/-	14.36	38.9%
11 Herbert Jones	29:18	1/7	0/1	0/0	1	4	5	2	6	1	4	1	2	2	3	FT%	5.6	85.3%	gmFG%	12.02	37.0%	gm3pt%	1.33	33.3%	gmft%	2.94	50.0%	gmTP%	1.11	11.1%	gmTP%	1.11	11.1%	gmST%	0.33	33.3%	gmBL%	0.33	33.3%	gmBA%	0.33	33.3%	gm+/-	12.14	85.7%			
5 Jaden Shackelford	32:40	3/10	0/4	4/4	1	3	4	1	4	0	1	1	1	0	0	FT%	12.14	85.7%	gmFG%	26.68	38.2%	gm3pt%	3.11	27.3%	gmft%	2.94	50.0%	gmTP%	1.11	11.1%	gmTP%	1.11	11.1%	gmST%	0.33	33.3%	gmBL%	0.33	33.3%	gmBA%	0.33	33.3%	gm+/-	12.14	85.7%			
23 John Petty Jr.	35:55	7/15	3/10	3/3	4	4	8	2	4	20	1	4	1	2	0	FT%	12.14	85.7%	gmFG%	26.68	38.2%	gm3pt%	3.11	27.3%	gmft%	2.94	50.0%	gmTP%	1.11	11.1%	gmTP%	1.11	11.1%	gmST%	0.33	33.3%	gmBL%	0.33	33.3%	gmBA%	0.33	33.3%	gm+/-	12.14	85.7%			
3 Alex Reese	19:14	3/7	1/3	2/2	3	1	4	0	1	6	1	1	1	1	1	FT%	12.14	85.7%	gmFG%	26.68	38.2%	gm3pt%	3.11	27.3%	gmft%	2.94	50.0%	gmTP%	1.11	11.1%	gmTP%	1.11	11.1%	gmST%	0.33	33.3%	gmBL%	0.33	33.3%	gmBA%	0.33	33.3%	gm+/-	12.14	85.7%			
13 Jahvon Quinerly	22:40	5/8	5/5	0/1	1	0	1	3	1	13	1	4	1	1	1	FT%	12.14	85.7%	gmFG%	26.68	38.2%	gm3pt%	3.11	27.3%	gmft%	2.94	50.0%	gmTP%	1.11	11.1%	gmTP%	1.11	11.1%	gmST%	0.33	33.3%	gmBL%	0.33	33.3%	gmBA%	0.33	33.3%	gm+/-	12.14	85.7%			
14 Keon Ellis	15:39	2/5	1/3	1/2	0	3	3	2	2	6	0	3	1	0	6	FT%	12.14	85.7%	gmFG%	26.68	38.2%	gm3pt%	3.11	27.3%	gmft%	2.94	50.0%	gmTP%	1.11	11.1%	gmTP%	1.11	11.1%	gmST%	0.33	33.3%	gmBL%	0.33	33.3%	gmBA%	0.33	33.3%	gm+/-	12.14	85.7%			
33 James Rojas	18:19	1/4	0/0	4/4	1	3	3	5	6	0	3	1	1	1	8	FT%	12.14	85.7%	gmFG%	26.68	38.2%	gm3pt%	3.11	27.3%	gmft%	2.94	50.0%	gmTP%	1.11	11.1%	gmTP%	1.11	11.1%	gmST%	0.33	33.3%	gmBL%	0.33	33.3%	gmBA%	0.33	33.3%	gm+/-	12.14	85.7%			
12 Darious Miles	00:38	0/0	0/0	0/0	0	0	0	1	0	0	0	0	0	0	2	FT%	12.14	85.7%	gmFG%	26.68	38.2%	gm3pt%	3.11	27.3%	gmft%	2.94	50.0%	gmTP%	1.11	11.1%	gmTP%	1.11	11.1%	gmST%	0.33	33.3%	gmBL%	0.33	33.3%	gmBA%	0.33	33.3%	gm+/-	12.14	85.7%			
Team					4	4	9		0	0	0	0	0	0	2	FT%	12.14	85.7%	gmFG%	26.68	38.2%	gm3pt%	3.11	27.3%	gmft%	2.94	50.0%	gmTP%	1.11	11.1%	gmTP%	1.11	11.1%	gmST%	0.33	33.3%	gmBL%	0.33	33.3%	gmBA%	0.33	33.3%	gm+/-	12.14	85.7%			
Totals		26:48	12:34	17:20	18	23	41	19	22	81	16	22	8	7	3	FT%	12.14	85.7%	gmFG%	26.68	38.2%	gm3pt%	3.11	27.3%	gmft%	2.94	50.0%	gmTP%	1.11	11.1%	gmTP%	1.11	11.1%	gmST%	0.33	33.3%	gmBL%	0.33	33.3%	gmBA%	0.33	33.3%	gm+/-	12.14	85.7%			


GAME 14

Official Basketball Box Score - Final
Ole Miss at South Carolina
2020-21 Men's Basketball
Game Date: 2/13/21
Game Duration: 2:14
Attendance: 1,250
Officials: Anthony Jordan, Michael Roberts, Terry Wynn

NO. Name	Min	FG	3P	FT	Rebounds		Fouls	TP	AS	TO	ST	Blocks	BA	+/-	pts	fg%	3pt%	ft%	gmFG%	gm3pt%	gmft%	gmTP%	gmTP%	gmST%	gmBL%	gmBA%	gm+/-	Shooting By Period																	
					OR	DR																							PF	FF	AS	TO	ST	BL	BA	gmFG%	gm3pt%	gmft%	gmTP%	gmTP%	gmST%	gmBL%	gmBA%	gm+/-	
0 Romello White	33:58	5/9	0/0	4/6	2	3	3	4	14	1	2	0	0	2	27	FT%	5.6	85.3%	gmFG%	12.02	37.0%	gm3pt%	1.33	33.3%	gmft%	2.94	50.0%	gmTP%	1.11	11.1%	gmTP%	1.11	11.1%	gmST%	0.33	33.3%	gmBL%	0.33	33.3%	gmBA%	0.33	33.3%	gm+/-	14.36	38.9%
21 Robert Allen	15:22	2/3	0/0	0/0	3	0	3	2	7	0	0	0	0	0	0	FT%	5.6	85.3%	gmFG%	12.02	37.0%	gm3pt%	1.33	33.3%	gmft%	2.94	50.0%	gmTP%	1.11	11.1%	gmTP%	1.11	11.1%	gmST%	0.33	33.3%	gmBL%	0.33	33.3%	gmBA%	0.33	33.3%	gm+/-	12.14	85.7%
2 Devontae Shuler	34:24	8/13	2/5	13/16	0	7	3	9	4	7	2	2	0	8	gmFG%	12.02	37.0%	gm3pt%	1.33	33.3%	gmft%	2.94	50.0%	gmTP%	1.11	11.1%	gmTP%	1.11	11.1%	gmST%	0.33	33.3%	gmBL%	0.33	33.3%	gmBA%	0.33	33.3%	gm+/-	12.14	85.7%				
15 Luis Rodriguez	21:13	2/5	0/2	2/2	0	3	3	1	6	1	2	3	1	1	11	FT%	12.14	85.7%	gmFG%	26.68	38.2%	gm3pt%	3.11	27.3%	gmft%	2.94	50.0%	gmTP%	1.11	11.1%	gmTP%	1.11	11.1%	gmST%	0.33	33.3%	gmBL%	0.33	33.3%	gmBA%	0.33	33.3%	gm+/-	12.14	85.7%
24 Jaxiel Joiner	35:38	1/8	0/1	4/6	0	4	4	1	4	6	1	4	0	0	9	FT%	12.14	85.7%	gmFG%	26.68	38.2%	gm3pt%	3.11	27.3%	gmft%	2.94	50.0%	gmTP%	1.11	11.1%	gmTP%	1.11	11.1%	gmST%	0.33	33.3%	gmBL%	0.33	33.3%	gmBA%	0.33	33.3%	gm+/-	12.14	85.7%
5 KJ Buffen	24:49	5/9	1/1	5/5	3	1	4	0	12	2	1	1	0	0	9	FT%	12.14	85.7%	gmFG%	26.68	38.2%	gm3pt%	3.11	27.3%	gmft%	2.94	50.0%	gmTP%	1.11	11.1%	gmTP%	1.11	11.1%	gmST%	0.33	33.3%	gmBL%	0.33	33.3%	gmBA%	0.33	33.3%	gm+/-	12.14	85.7%
11 Matthew Murrill	19:48	0/1	0/0	0/0	1	0	1	2	0	1	2	0	0	0	2	FT%	12.14	85.7%	gmFG%	26.68	38.2%	gm3pt%	3.11	27.3%	gmft%	2.94	50.0%	gmTP%	1.11	11.1%	gmTP%	1.11	11.1%	gmST%	0.33	33.3%	gmBL%	0.33	33.3%	gmBA%	0.33	33.3%	gm+/-	12.14	85.7%
23 Sammy Hunter	06:43	1/1	0/0	1/1	0	1	1	1	2	1	1	0	0	0	2	FT%	12.14	85.7%	gmFG%	26.68	38.2%	gm3pt%	3.11	27.3%	gmft%	2.94	50.0%	gmTP%	1.11	11.1%	gmTP%	1.11	11.1%	gmST%	0.33	33.3%	gmBL%	0.33	33.3%	gmBA%	0.33	33.3%	gm+/-	12.14	85.7%
1 Austin Crowley	16:53	0/1	0/1	2/2	0	2	2	3	1	2	0	0	0	0	5	FT%	12.14	85.7%	gmFG%	26.68	38.2%	gm3pt%	3.11	27.3%	gmft%	2.94	50.0%	gmTP%	1.11	11.1%	gmTP%	1.11	11.1%	gmST%	0.33	33.3%	gmBL%	0.33	33.3%	gmBA%	0.33	33.3%	gm+/-	12.14	85.7%
Team					0	0	0	0	0	0	0	0	0	0	0	FT%	12.14	85.7%	gmFG%	26.68	38.2%	gm3pt%	3.11	27.3%	gmft%	2.94	50.0%	gmTP%	1.11	11.1%	gmTP%	1.11	11.1%	gmST%	0.33	33.3%	gmBL%	0.33	33.3%	gmBA%	0.33	33.3%	gm+/-	12.14	85.7%
Totals		22:44	3:10	34:44	17	23	30	21	29	81	11	20	11	3	7	FT%	12.14	85.7%	gmFG%	26.68	38.2%	gm3pt%	3.11	27.3%	gmft%	2.94	50.0%	gmTP%	1.11	11.1%	gmTP%	1.11	11.1%	gmST%	0.33	33.3%	gmBL%	0.33	33.3%	gmBA%	0.33	33.3%	gm+/-	12.14	85.7%

GAME 15

Official Basketball Box Score - Final
South Carolina at Tennessee
2020-21 Men's Basketball
Game Date: 2/17/21
Game Duration: 1:55
Attendance: 1,191
Officials: Joe Lindsey, Patrick Evans, Will Howard



GAME 16 (5-11, 3-9 SEC)

Columbia, S.C.
Colonial Life Arena
Feb. 20, 2021

Lawson scores 22 to lead Gamecocks



GAME 17 (5-12, 3-10 SEC)

Starkville, Miss.
Humphrey Coliseum
Feb. 23, 2021

Gamecocks fall on the road to MSU



GAME 18 (6-12, 4-10 SEC)

Athens, Ga.
Stegeman Coliseum
Feb. 27, 2021

Cousinard leads the way with 23

COLUMBIA, S.C. (AP) - Dru Smith scored 17 and Mark Smith 13 as No. 20 Missouri snapped a three-game losing streak with a 93-78 victory over struggling South Carolina on Saturday.

The Tigers (14-6, 7-6 Southeastern Conference) opened up a 19-point lead in the first half and stayed comfortably in front the rest of the way to sweep the Gamecocks (5-11, 3-9), who lost their fifth consecutive game.

The Smiths, unrelated senior starters, powered Missouri's game-changing 25-12 run in the opening half.

After Trae Hannibal's second straight 3-pointer drew South Carolina to within 20-17 with 11 minutes left in the half, Mark Smith started the surge with 3 and Dru Smith followed with another from long distance.

By the time Dru Smith hit another 3 six minutes later, the Tigers were up 38-23 and cruising.

South Carolina rallied in the second half to slice its deficit to 59-52 on Justin Minaya's basket with 10 minutes left.

Then the Smiths got going once more, with Mark scoring seven points and Dru four as the Tigers stretched the margin back to 73-56.

The Gamecocks could not respond.

Missouri finished with five players in double figures. Jeremiah Tilmon had 17 points, Xavier Pinson had 16 points and Kobe Brown 12, all in the opening half.

AJ Lawson had a game-high 22 points to lead South Carolina.

Missouri was contending for one of the top seeds - and the double-bye that comes with it - in the SEC Tournament before its three-game losing streak.

The Tigers' defense played a big role early on as South Carolina, 12th in league shooting percentage, went 1 of 12 during one stretch. The Gamecocks had missed seven straight when Lawson nailed a 30-footer at the buzzer to give Missouri a 45-29 lead at the half.

STARKVILLE (AP) - D.J. Stewart Jr. scored 15 points, Abdul Ado had 11 and Mississippi State jumped out early and cruised to a 69-48 victory over South Carolina on Wednesday night.

Tolu Smith added nine points and 13 rebounds for Mississippi State (13-11, 7-8 Southeastern Conference). Iverson Molinar also chipped in nine points. Stewart added five assists and Ado had eight rebounds and three blocks.

Keyshawn Bryant scored 14 points for South Carolina (5-12, 3-10), which has lost six straight. AJ Lawson had 10 points. The duo entered averaging a combined 35.5 points per SEC game, which is the third-ranked tandem in league play.

Mississippi State opened on a 21-7 run and led 38-23 at the break. Stewart had 12 points and five assists in the half, and the Bulldogs made all 11 of its free throws.

South Carolina cut the deficit to 12 points early in the second half but didn't get closer. The Gamecocks shot 18 of 62 (29%) overall from the field. It was their lowest scoring output since a 75-59 loss to the Bulldogs on Feb. 6.

The Gamecocks last win at Humphrey Coliseum was during the 2017 SEC regular season.

South Carolina plays at Georgia on Saturday. Mississippi State, which has won consecutive games, hosts sixth-ranked Alabama on Saturday.

ATHENS (AP) - Jermaine Cousinard scored a season-high 23 points and South Carolina snapped a six-game losing streak with a 91-70 victory over Georgia on Saturday.

Cousinard came in averaging 9.3 points per game but made 8 of 16 shots, including 4 of 8 from the arc, in leading the Gamecocks (6-12, 4-10 Southeastern Conference) to a season sweep of Georgia (14-10, 7-10), who they also beat 83-59 on Jan. 17. The Gamecocks have defeated the Bulldogs 10 straight times.

Keyshawn Bryant added 17 points, Trae Hannibal 15 points and AJ Lawson 11. Hannibal and Lawson had four steals each with the Gamecocks making 15 thefts. South Carolina shot 54%, including 10 of 23 from the arc, in reaching their highest point total this season.

P.J. Horne scored 17 points, including four 3-pointers, Justin Kier added 16 and Toumani Camara and Andrew Garcia 10 each for Georgia. Sahvir Wheeler, who posted the first triple-double in program history in a Tuesday victory over LSU, scored just seven points on 2-of-13 shooting with seven turnovers. He did have five assists giving him a program-record 170 this season, passing Perth Robinson's 169 in 1994-95.

The Gamecocks led the entire second half with a 12-2 run giving them a 19-point lead with eight minutes to go. The lead reached 25 points late in the game.

South Carolina trailed briefly midway through the first half before a 13-0 run put them ahead for good. The Gamecocks led at halftime 41-29.

GAME 16



Table with columns: NO., Name, Min, FG, SP, FT, Rebounds, Fouls, TP, AS, TO, ST, Blocks, BB, BA, +/-, Shooting By Period, %FG, %FT, %3PT, GMFG, FT%

Table with columns: NO., Name, Min, FG, SP, FT, Rebounds, Fouls, TP, AS, TO, ST, Blocks, BB, BA, +/-, Shooting By Period, %FG, %FT, %3PT, GMFG, FT%

Summary table with columns: Biggest lead, Best Scoring Run, Lead Changes, Times Tied, Time with Lead

GAME 17



Table with columns: NO., Name, Min, FG, SP, FT, Rebounds, Fouls, TP, AS, TO, ST, Blocks, BB, BA, +/-, Shooting By Period, %FG, %FT, %3PT, GMFG, FT%

Table with columns: NO., Name, Min, FG, SP, FT, Rebounds, Fouls, TP, AS, TO, ST, Blocks, BB, BA, +/-, Shooting By Period, %FG, %FT, %3PT, GMFG, FT%

Summary table with columns: Biggest lead, Best Scoring Run, Lead Changes, Times Tied, Time with Lead

GAME 18



Table with columns: NO., Name, Min, FG, SP, FT, Rebounds, Fouls, TP, AS, TO, ST, Blocks, BB, BA, +/-, Shooting By Period, %FG, %FT, %3PT, GMFG, FT%

Table with columns: NO., Name, Min, FG, SP, FT, Rebounds, Fouls, TP, AS, TO, ST, Blocks, BB, BA, +/-, Shooting By Period, %FG, %FT, %3PT, GMFG, FT%

Summary table with columns: Biggest lead, Best Scoring Run, Lead Changes, Times Tied, Time with Lead





GAME 19 (6-13, 4-11 SEC)

Columbia, S.C.

Colonial Life Arena

March 2, 2021

Gamecocks fall to Razorbacks

COLUMBIA (AP) - Moses Moody tied his career high with 28 points and No. 12 Arkansas won its 10th straight in the Southeastern Conference with a 101-73 victory over South Carolina on Tuesday night.

The Razorbacks (20-5, 12-4 SEC) did it with the long ball, hitting 15 3-pointers to continue its longest league win streak to match the 1994 national champions who won their last 10 SEC regular-season games that year.

Moody had four 3-pointers as Arkansas reached 20 victories for a second straight year under coach Eric Musselman.

The Razorbacks got going from way outside in the first half to open a double-digit lead that South Carolina (6-13, 4-11) could not overcome.

Justin Smith had had 22 points, JD Notae 21 and Desi Sills 15, tying his career high with five 3-pointers.

Arkansas, a middle of the SEC pack team in three-point shooting percentage, couldn't miss in a first half that looked more like practice than an SEC game.

The Razorbacks made 10 of 20 from behind the arc on the way to a 49-32 halftime lead.

Leading scorer Moody hit three 3-pointers while Sills made his first four before he bounced a long one off the rim.

Arkansas made 20 3-pointers in its opening win over Mississippi Valley in November. It's previous high in SEC play this season was 12 in a 99-69 drubbing of Georgia in January. And they used the long ball to pull away early.

Sills' first 3-point put Arkansas up for good at 17-14. Moody made it 26-18 with his second three of the half. Even 7-foot-3 Connor Vanover got into the act, nailing an open shot from the right corner. By the time Sills made back-to-back threes, the Razorbacks were up 32-22 and wouldn't be caught.

It didn't help that South Carolina's top two scorers in AJ Lawson and Keyshawn Bryant were a combined 4-of-20 shooting for 10 points the first 20 minutes.

Lawson led the Gamecocks with 18 points.

Moody, the smooth, 6-foot-6 freshman, finished 10-of-15 shooting with seven rebounds.

GAME 19

Official Basketball Box Score - Final															Game Time: 2:30 PM		
Arkansas at South Carolina															Game Duration: 1:53		
2020-21 Colonial Life Arena, Columbia															Attendance: 1,193		
2020-21 Men's Basketball															Officials: Tony Greene, Chuck Jones, Michael Roberts		
Arkansas - 101															Record: 20-4 (12-4)		
NO.	Name	Min	FG	3P	FT	Rebounds	Fouls	TP	AS	TO	ST	Blocks	SB	BA	+	Shooting By Period	
			1	2	3	OR	DR	PF	TS	TS	TS	TS	TS	TS	TS	1st	
0	Justin Smith	33:45	8-12	0-0	6-7	1	7	8	1	6	22	2	1	1	0	1	30%
23	Connor Vanover	20:28	1-5	1-3	0-0	0	6	6	1	3	1	0	4	0	0	17%	
4	Davon Davis	0:25	1-2	0-0	2-2	2	6	8	2	2	4	2	2	0	0	16%	
5	Moses Moody	34:03	10-15	4-9	4-4	0	7	7	3	3	28	2	0	2	0	31%	
11	Jalen Tate	0:17	1-5	0-2	0-0	1	0	1	2	0	2	1	3	0	0	10%	
1	JD Notae	29:57	9-16	3-8	0-0	0	5	5	1	2	21	5	3	5	0	28%	
24	Ethan Henderson	05:04	0-0	0-0	0-0	0	0	0	0	0	0	0	0	0	0	7%	
3	Desi Sills	26:05	5-8	5-7	0-0	0	1	1	5	0	15	2	2	0	0	27%	
2	Vance Jackson	08:40	2-4	2-4	0-0	0	0	0	1	0	6	2	0	0	0	0%	
22	Abayomi Iyola	01:35	0-0	0-0	0-0	0	1	1	0	0	0	0	0	0	0	0%	
13	Emeka Okafor	11:00	0-0	0-0	0-0	0	0	0	0	0	0	0	0	0	0	0%	
Team			1	1	2												
Totals		37:47	15-33	12-13	5	34	39	18	14	10	17	15	10	4	2	28%	
															Technical Fouls: NONE		
South Carolina - 73															Record: 6-13 (6-11)		
NO.	Name	Min	FG	3P	FT	Rebounds	Fouls	TP	AS	TO	ST	Blocks	SB	BA	+	Shooting By Period	
			1	2	3	OR	DR	PF	TS	TS	TS	TS	TS	TS	TS	1st	
10	Justin Minaya	28:47	1-5	0-3	0-2	2	2	4	2	2	2	0	0	0	0	-9%	
24	Keyshawn Bryant	30:28	5-18	0-2	3-9	3	6	9	1	5	13	0	2	3	3	30%	
50	Tre Vaughn Minott	0:32	2-4	0-0	0-0	2	4	6	3	0	4	0	1	0	0	8%	
00	AJ Lawson	28:10	6-17	4-9	2-2	0	3	3	0	2	18	0	0	0	0	16%	
1	TJ Moss	0:23	1-3	0-1	2-2	0	1	1	0	2	4	7	5	3	0	-10%	
5	Jermaine Cousnard	23:10	2-6	1-4	3-4	1	2	3	2	2	8	1	1	0	0	-17%	
12	Tae Hamball	15:40	3-6	0-0	2-2	1	6	7	0	4	9	2	3	1	0	-11%	
15	Wilton Lavigne	04:24	0-0	0-0	0-0	0	1	1	0	0	0	0	0	0	0	-3%	
23	Severth Woods	11:32	2-7	1-3	1-2	0	0	0	2	1	6	1	0	0	0	-16%	
4	Jalyn McCreary	15:00	5-7	0-0	0-0	2	2	2	4	0	10	0	1	0	0	-14%	
14	Nathan Nelson	03:26	0-0	0-0	0-0	0	0	0	0	0	0	0	0	0	0	0%	
13	Max Green	01:25	0-1	0-1	0-0	0	0	0	0	0	0	0	0	0	0	0%	
Team			2	1	3												
Totals		27:72	6-23	13-23	13	26	39	14	18	73	13	14	9	2	4	28%	
															Technical Fouls: NONE		
Biggest lead		ARK		USC		Points from		ARK		USC		Period by Period Scoring					
		32 (2 nd 4:07)		3 (1 st 17:36)		Turnovers		19		17		1st		2nd		TOT	
Best Scoring Run		7 (1 st 1:11)		6 (2 nd 13:49)		Paint		26		34		ARK		49		52	
Lead Changes		8				Second Chance		6		12							
Times Tied		3				Fast Breaks		15		28							
Time with Lead		34:48		04:01		Bench		42		32		USC		32		41	



TREY ANDERSON

SOPHOMORE - F - 6-6 - 205 - SAN DIEGO, CALIF./MATER DEI CATHOLIC/WOODSTOCK ACADEMY


CAREER HIGHS

Points	17	at Missouri (Jan. 19, 2021)
FG	7	at Missouri (Jan. 19, 2021)
FGA	9	at Missouri (Jan. 19, 2021)
3FG	2	at Missouri (Jan. 19, 2021)
3FGA	3	at Missouri (Jan. 19, 2021)
FT Made	2	vs. Wichita State (Nov. 26, 2019)
FT Attempts	3	at Missouri (Jan. 19, 2021)
Rebounds	5	at Missouri (Jan. 19, 2021)
Assists	2	at Missouri (Jan. 19, 2021)
Blocks	-	-
Steals	1	vs. Cleveland State (Nov. 15, 2019)
Minutes	25	at Missouri (Jan. 19, 2021)

SUPERLATIVES

	'20-21	Career
Double-figure scoring	1	1
Double-figure rebounding	-	-
Double-double	-	-
2+ blocks	-	-
Team high scoring	-	-
Team high rebounding	-	-
Team high blocks	-	-

includes led, or shared team high



2020-21 GAME-BY-GAME

Opponent	Date	GS	MIN	Total		3-Pointers		Free throws		Rebounds				PF	A	T/O	BLK	STL	PTS	AVG
				FG-FGA	PCT	3FG-3FGA	PCT	FT-FTA	PCT	OFF	DEF	TOT	AVG							
vs Liberty	11/28/2020		02:22	0-0	.000	0-0	.000	0-0	.000	0	0	0	0	0	0	0	0	0	0	0.0
at Houston	12/05/2020		02:02	0-0	.000	0-0	.000	0-0	.000	0	0	0	0	0	0	0	0	0	0	0.0
Florida A&M	01/02/2021		18:06	2-4	.500	0-1	.000	0-0	.000	1	2	3	1.0	3	1	1	0	0	4	1.3
Texas A&M	01/06/2021		08:40	2-3	.667	0-1	.000	0-0	.000	2	0	2	1.3	1	0	0	0	0	4	2.0
at Missouri	01/19/2021		24:14	7-9	.778	2-3	.667	1-3	.333	3	2	5	2.0	4	2	0	0	0	17	5.0
Auburn	01/23/2021		03:46	0-1	.000	0-1	.000	0-0	.000	0	0	0	1.7	0	0	0	0	0	0	4.2
Georgia	01/27/2021		03:56	0-1	.000	0-1	.000	0-0	.000	1	0	1	1.6	0	1	0	0	0	0	3.6
at Vanderbilt	01/30/2021		02:58	0-0	.000	0-0	.000	0-0	.000	0	0	0	1.4	0	0	0	0	0	0	3.1
Mississippi St.	02/06/2021		04:06	1-1	1.000	0-0	.000	0-0	.000	0	0	0	1.2	0	0	0	0	1	2	3.0
Ole Miss	02/13/2021		02:04	0-1	.000	0-0	.000	0-0	.000	0	0	0	1.1	0	0	0	0	0	0	2.7
at Tennessee	02/17/2021 *		05:32	0-0	.000	0-0	.000	1-2	.500	1	0	1	1.1	0	0	0	0	0	1	2.5
Totals		1	77:46	12-20	.600	2-7	.286	2-5	.400	8	4	12	1.1	8	4	1	0	1	28	2.5

Player Averages

Games Played	Minutes/game	Points/game	FG Pct	3FG Pct	FT Pct	Rebounds/game	Assists/game	Turnovers/game	Assist/Turnover ratio	Steals/game	Blocks/game
11	7.1	2.5	60.0	28.6	40.0	1.1	0.4	0.1	4.0	0.1	0.0

PLAYER BIO

2020-21

- > Saw action in the season opener vs. Liberty (Nov. 28)
- > Played a career high 18 minutes vs. Florida A&M (Jan. 2), scoring four points and three rebounds, both career highs
- > Breakout performance at No. 19 Mizzou (Jan. 19), scoring a career high 17 behind seven makes from the floor, including a pair of 3s; also career best five rebounds vs. the Tigers

Career Highlights

- > Scored first points of his career vs. Wichita State (Nov. 26, 2019) during rookie season

Personal

- > Following prep career, spent a post-grad season at Woodstock Academy, averaging 10 points and seven rebounds per game
- > Averaged 16.7 points and a team-best 7.4 rebounds per game to help lead Mater Dei Catholic squad to a league championship title and a berth in the San Diego Section Open Division semifinal playoffs as a senior
- > Named the 2017-18 Mesa League Player of the Year (The Star News) as a senior
- > Labeled as a strong shooter, who is a competitor with great length
- > A sociology major
- > Son of Lisa and Curtis Anderson
- > Has a brother, Dominick, and a sister, Taisha
- > Brother, Dominick, played tight end on the University of Tennessee football team
- > Credits LeBron James as his favorite NBA player

CAREER STATS

SEASON	TEAM	GP-GS	MIN/AVG	Field Goals		3-Point		F-Throws		Rebounds				Scoring						
				FG-FGA	FG%	3FG-FGA	3FG%	FT-FTA	FT%	OFF	DEF	TOT	AVG	PF-FO	AST	TO	BLK	STL	PTS	AVG
2019-20	USC	8-0	22/2.8	0-7	.000	0-3	.000	2-2	1.000	0	0	0	0.0	2-0	0	0	0	1	2	0.3
2020-21	USC	11-1	78/7.1	12-20	.600	2-7	.286	2-5	.400	8	4	12	1.1	8-0	4	1	0	1	28	2.5
TOTAL		19-1	100/5.3	12-27	.444	2-10	.200	4-7	.571	8	4	12	0.6	10-0	4	1	0	2	30	1.6

21 | JA'VON BENSON

FRESHMAN - F - 6-7 - 253 - COLUMBIA, S.C./RIDGEVIEW


CAREER HIGHS

Points	6	vs. Florida A&M (Jan. 2, 2021)
FG	2	vs. Florida A&M (Jan. 2, 2021)
FGA	4	vs. Florida A&M (Jan. 2, 2021)
3FG	1	vs. Florida A&M (Jan. 2, 2021)
3FGA	1	vs. Florida A&M (Jan. 2, 2021)
FT Made	1	vs. Florida A&M (Jan. 2, 2021)
FT Attempts	4	vs. Florida A&M (Jan. 2, 2021)
Rebounds	4	vs. Florida A&M (Jan. 2, 2021)
Assists	2	vs. Florida A&M (Jan. 2, 2021)
Blocks	-	-
Steals	-	-
Minutes	16	vs. Florida A&M (Jan. 2, 2021)

SUPERLATIVES

Double-figure scoring	'20-21
Double-figure rebounding	-
Double-double	-
2+ blocks	-
Team high scoring	-
Team high rebounding	-
Team high blocks	-
Team high steals	-

includes led, or shared team high



2020-21 GAME-BY-GAME

Opponent	Date	GS	MIN	Total		3-Pointers		Free throws		Rebounds				PF	A	T/O	BLK	STL	PTS	AVG
				FG-FGA	PCT	3FG-3FGA	PCT	FT-FTA	PCT	OFF	DEF	TOT	AVG							
Florida A&M	01/02/2021		15:48	2-4	.500	1-1	1.000	1-4	.250	2	2	4	4.0	0	2	0	0	0	6	6.0
Texas A&M	01/06/2021		05:08	0-2	.000	0-1	.000	0-0	.000	0	1	1	2.5	1	0	0	0	0	3.0	3.0
Totals		0	20:56	2-6	.333	1-2	.500	1-4	.250	2	3	5	2.5	1	2	0	0	0	6	3.0

Player Averages

Games Played	Minutes/ game	Points/ game	FG Pct	3FG Pct	FT Pct	Rebounds/ game	Assists/ game	Turnovers/ game	Assist/Turnover ratio	Steals/ game	Blocks/ game
2	10.5	3.0	33.3	50.0	25.0	2.5	1.0	0.0	2.0	0.0	0.0

PLAYER BIO

2020-21

> Tallied six points with a pair of baskets, including the first of his college career - a 3-pointer - in home win vs. Florida A&M (Jan. 2)

Personal

- > Helped high school team post back-to-back state championships during junior and senior seasons
- > Averaged 17.5 points and 11.2 rebounds per game as a senior en route to Class 4A Player of the Year honors
- > As a junior, averaged 10 points, 8.7 rebounds and 2.2 blocks per game
- > Scored 14 points and collected 10 rebounds in state championship win during junior season
- > Son of James Benson and Rennè Outen-Pinckney
- > Has four brothers, Kwali, Michael, Miles and Mali, and a sister, La'La
- > Credits Michael Jordan as his inspiration in his basketball career

CAREER STATS

SEASON	TEAM	GP-GS	MIN/AVG	Field Goals		3-Point		F-Throws		Rebounds				Scoring						
				FG-FGA	FG%	3FG-FGA	3FG%	FT-FTA	FT%	OFF	DEF	TOT	AVG	PF-FO	AST	TO	BLK	STL	PTS	AVG
2020-21	USC	2-0	21/10.5	2-6	.333	1-2	.500	1-4	.250	2	3	5	2.5	1-0	2	0	0	0	6	3.0
TOTAL		2-0	21/10.5	2-6	.333	1-2	.500	1-4	.250	2	3	5	2.5	1-0	2	0	0	0	6	3.0

24 | KEYSAWN BRYANT

JUNIOR - F - 6-6 - 195 - WINTER HAVEN, FLA./WINTER HAVEN

CAREER HIGHS

Points	26	at LSU (Jan. 16, 2021)
FG	10	at LSU (Jan. 16, 2021)
FGA	18	at LSU (Jan. 16, 2021)
3FG	1	9x, last vs. Auburn (Jan. 23, 2021)
3FGA	3	vs. Stetson (Dec. 30, 2019)
FT Made	5	5x, last vs. Auburn (Jan. 23, 2021)
FT Attempts	9	vs. LSU (Feb. 22, 2020)
Rebounds	13	at Alabama (Feb. 29, 2020)
Assists	5	2x, last at Oklahoma State (Jan. 26, 2019)
Blocks	4	at LSU (Jan. 16, 2021)
Steals	3	5x, last at Tennessee (Feb. 17, 2021)
Minutes	39	at Missouri (March 2, 2019)

SUPERLATIVES

	'20-21	Career
Double-figure scoring	14	38
Double-figure rebounding	-	3
Double-double	-	3
2+ blocks	1	7
Team high scoring	5	10
Team high rebounding	4	12
Team high blocks	4	17
Team high steals	4	13

includes led, or shared team high



2020-21 GAME-BY-GAME

Opponent	Date	GS	MIN	Total		3-Pointers		Free throws		Rebounds				PF	A	T/O	BLK	STL	PTS	AVG
				FG-FGA	PCT	3FG-3FGA	PCT	FT-FTA	PCT	OFF	DEF	TOT	AVG							
vs Liberty	11/28/2020	*	29:36	3-8	.375	0-2	.000	4-6	.667	4	3	7	7.0	3	0	3	0	0	10	10.0
vs Tulsa	11/29/2020	*	17:30	1-7	.143	0-1	.000	0-0	.000	0	1	1	4.0	0	1	5	0	1	2	6.0
at Houston	12/05/2020	*	16:10	5-7	.714	0-1	.000	0-0	.000	1	1	2	3.3	4	0	1	0	0	10	7.3
at LSU	01/16/2021		35:03	10-18	.556	1-1	1.000	5-8	.625	2	5	7	4.3	3	2	3	4	0	26	12.0
at Missouri	01/19/2021		27:57	8-12	.667	0-1	.000	3-6	.500	3	2	5	4.4	1	1	2	2	0	19	13.4
Auburn	01/23/2021		27:55	9-17	.529	1-2	.500	5-6	.833	1	4	5	4.5	3	0	3	1	2	24	15.2
Georgia	01/27/2021		26:20	8-15	.533	0-1	.000	3-3	1.000	4	6	10	5.3	2	1	2	1	3	19	15.7
at Vanderbilt	01/30/2021		20:09	6-9	.667	1-1	1.000	0-0	.000	0	6	6	5.4	4	2	1	0	0	13	15.4
at Florida	02/03/2021		19:02	4-9	.444	0-1	.000	0-0	.000	2	5	7	5.6	3	0	1	2	0	8	14.6
Mississippi St.	02/06/2021		26:28	4-13	.308	0-3	.000	5-7	.714	0	2	2	5.2	2	1	1	2	1	13	14.4
Alabama	02/09/2021		26:57	7-11	.636	0-0	.000	2-6	.333	3	3	6	5.3	2	1	5	0	3	16	14.5
Ole Miss	02/13/2021		29:35	3-6	.500	0-1	.000	3-3	1.000	1	4	5	5.3	5	3	3	0	2	9	14.1
at Tennessee	02/17/2021	*	33:13	4-12	.333	1-3	.333	6-6	1.000	1	6	7	5.4	3	2	7	1	3	15	14.2
Missouri	02/20/2021	*	36:25	6-15	.400	0-2	.000	3-7	.429	2	3	5	5.4	1	2	2	1	1	15	14.2
at Mississippi St.	02/24/2021		24:10	6-15	.400	0-2	.000	2-2	1.000	0	2	2	5.1	3	1	2	0	2	14	14.2
at Georgia	02/27/2021	*	27:41	7-10	.700	1-2	.500	2-3	.667	0	7	7	5.3	2	4	3	1	3	17	14.4
Arkansas	03/02/2021	*	30:28	5-15	.333	0-2	.000	3-9	.333	3	6	9	5.5	1	0	2	2	3	13	14.3
Totals			7 454:39	96-199	.482	5-26	.192	46-72	.639	27	66	93	5.5	42	21	46	17	24	243	14.3

Player Averages

Games Played	Minutes/game	Points/game	FG Pct	3FG Pct	FT Pct	Rebounds/game	Assists/game	Turnovers/game	Assist/Turnover ratio	Steals/game	Blocks/game
17	26.7	14.3	48.2	19.2	63.9	5.5	1.2	2.7	0.5	1.4	1.0

PLAYER BIO

2020-21

- > 17 points, four assists and three steals in road win at Georgia (Feb. 27)
- > Scored 16 and matched career high with three steals vs. No. 11/11 Alabama (Feb. 9)
- > Another strong performance in home win vs. Georgia (Jan. 27), scoring a team high 19, along with a team high 10 rebounds, for his first double-double of the season.
- > Led the Gamecocks with 24 points in loss vs. Auburn (Jan. 23)
- > Scored a team high 19 points at Mizzou (Jan. 19)
- > Scored a career high 26 points, behind a career high 10 makes from the floor at LSU (Jan. 16); also blocked a career high four shots vs. the Tigers
- > Added 10 points at No. 10 Houston (Dec. 5)
- > Scored 10 points with a team high seven rebounds in the season opener vs. Liberty (Nov. 28)

Career Highlights

- > Saw action in 22 games during sophomore campaign, with 20 starts on the year, averaging 9.1 points, 4.4 rebounds, 1.3 assists, 0.8 blocks and 0.8 steals in 21.5 minutes per game
- > Posted 10 double-figure scoring games, three double-figure rebounding contests and three double-doubles as a sophomore
- > Had five games with 2+ blocks, and led or shared the team lead in scoring three times and in rebounding five times
- > Finished sophomore season with five-straight double-figure scoring games, including a career high 22 points at Alabama (Feb. 29, 2020)

Personal

- > A four-star prospect according to ESPN.com, and a three-star prospect according to 247sports.com
- > Averaged 22.5 points and 8.2 rebounds per game during senior season at Winter Haven, helping his squad to the state tournament
- > Scored over 1,000 points during high school career at Winter Haven
- > Named The Ledger's (Lakeland, Fla.), All-County Player of the Year following senior campaign
- > Spent junior season at Huntington Prep in West Virginia
- > Son of Adrian Bryant III and Shana Edwards
- > Has a brother, Adrian Bryant, and two sisters, Dashanque and Deondria Henry
- > An African American studies major
- > Favorite athlete is Andrew Wiggins and his favorite NBA team is the Minnesota Timberwolves

CAREER STATS

SEASON	TEAM	GP-GS	MIN/AVG	Field Goals		3-Point		F-Throws		Rebounds				Scoring						
				FG-FGA	FG%	3FG-FGA	3FG%	FT-FTA	FT%	OFF	DEF	TOT	AVG	PF-FO	AST	TO	BLK	STL	PTS	AVG
2018-19	USC	32-26	762/23.8	119-262	.454	6-29	.207	43-75	.573	36	86	122	3.8	75-1	46	64	17	22	287	9.0
2019-20	USC	22-20	475/21.6	77-166	.464	1-15	.067	45-66	.682	28	68	96	4.4	65-1	28	42	18	18	200	9.1
2020-21	USC	17-7	455/26.7	96-199	.482	5-26	.192	46-72	.639	27	66	93	5.5	42-1	21	46	17	24	243	14.3
TOTAL		71-53	1691/23.8	292-627	.466	12-70	.171	134-213	.629	91	220	311	4.4	182-3	95	152	52	64	730	10.3

JERMAINE COUISNARD

R-SOPHOMORE - 6 - 6-4 - 215 - EAST CHICAGO, IND./EAST CHICAGO CENTRAL/MONTVERDE ACADEMY (FLA.)


CAREER HIGHS

Points	28	at Ole Miss (Feb. 5, 2020)
FG	9	vs. Kentucky (Jan. 15, 2020)
FGA	22	vs. Kentucky (Jan. 15, 2020)
3FG	5	vs. Texas A&M (Jan. 6, 2021)
3FGA	11	vs. Texas A&M (Jan. 6, 2021)
FT Made	9	2x, last at Mississippi State (Feb. 19, 2020)
FT Attempts	13	at Ole Miss (Feb. 5, 2020)
Rebounds	6	2x, last vs. Texas A&M (Jan. 6, 2021)
Assists	10	vs. Mississippi State (March 3, 2020)
Blocks	1	4x, last vs. LSU (Feb. 22, 2020)
Steals	4	vs. Florida A&M (Jan. 2, 2021)
Minutes	38	at Ole Miss (Feb. 5, 2020)

SUPERLATIVES

	'20-21	Career
Double-figure scoring	8	26
Double-figure rebounding	-	-
Double-double	-	-
3+ assists	10	28
Team high scoring	2	9
Team high rebounding	-	1
Team high assists	9	23

includes led, or shared team high



2020-21 GAME-BY-GAME

Opponent	Date	GS	MIN	Total		3-Pointers		Free throws		Rebounds				PF	A	T/O	BLK	STL	PTS	AVG	
				FG-FGA	PCT	3FG-3FGA	PCT	FT-FTA	PCT	OFF	DEF	TOT	AVG								
vs Liberty	11/28/2020	*	25:50	4-13	.308	0-3	.000	2-4	.500	0	0	0	0.0	2	1	2	0	1	10	10.0	
vs Tulsa	11/29/2020	*	30:21	7-15	.467	4-8	.500	2-3	.667	1	1	2	1.0	2	4	2	0	2	20	15.0	
at Houston	12/05/2020	*	24:49	3-9	.333	1-4	.250	3-7	.429	0	1	1	1.0	3	3	5	0	2	10	13.3	
Florida A&M	01/02/2021	*	36:05	6-17	.353	2-8	.250	1-3	.333	2	4	6	2.3	1	5	1	0	4	15	13.8	
Texas A&M	01/06/2021	*	34:00	5-15	.333	5-11	.455	0-2	.000	0	6	6	3.0	0	4	1	0	1	15	14.0	
at LSU	01/16/2021	*	17:10	1-8	.125	1-6	.167	2-2	1.000	0	1	1	2.7	4	5	0	0	1	5	12.5	
at Missouri	01/19/2021	*	31:50	2-12	.167	1-6	.167	1-3	.333	1	2	3	2.7	1	5	5	0	0	6	11.6	
Auburn	01/23/2021	*	32:14	4-16	.250	1-5	.200	7-10	.700	1	4	5	3.0	3	6	4	0	0	16	12.1	
Georgia	01/27/2021	*	30:03	7-16	.438	3-8	.375	1-2	.500	2	1	3	3.0	1	2	0	0	1	18	12.8	
at Vanderbilt	01/30/2021	*	31:32	2-15	.133	2-6	.333	0-0	.000	0	2	2	2.9	0	4	4	0	0	6	12.1	
at Florida	02/03/2021	*	32:11	4-12	.333	1-5	.200	0-1	.000	0	4	4	3.0	3	2	2	0	3	9	11.8	
Mississippi St.	02/06/2021	*	25:32	1-8	.125	0-3	.000	2-3	.667	3	0	3	3.0	2	4	5	1	2	4	11.2	
Alabama	02/09/2021	*	27:46	1-5	.200	0-3	.000	0-0	.000	1	2	3	3.0	3	5	4	1	2	2	10.5	
Ole Miss	02/13/2021	*	08:24	0-1	.000	0-1	.000	0-0	.000	0	3	3	3.0	0	0	3	0	1	0	9.7	
at Mississippi St.	02/24/2021		20:19	1-8	.125	0-1	.000	2-2	1.000	0	1	1	2.9	2	1	0	0	0	4	9.3	
at Georgia	02/27/2021		28:30	8-16	.500	4-8	.500	3-4	.750	1	4	5	3.0	4	2	5	0	2	23	10.2	
Arkansas	03/02/2021		23:10	2-6	.333	1-4	.250	3-4	.750	1	2	3	3.0	2	1	1	0	0	8	10.1	
Totals			14	459:46	58-192	.302	26-90	.289	29-50	.580	13	38	51	3.0	33	54	44	2	22	171	10.1

Player Averages

Games Played	Minutes/game	Points/game	FG Pct	3FG Pct	FT Pct	Rebounds/game	Assists/game	Turnovers/game	Assist/Turnover ratio	Steals/game	Blocks/game
17	27.0	10.1	30.2	28.9	58.0	3.0	3.2	2.6	1.2	1.3	0.1

PLAYER BIO

2020-21

- > Led the Gamecocks with a season high 23 points behind eight made field goals, including four 3s, in road win at Georgia (Feb. 27)
- > Not available for Feb. 17 Tennessee and Feb. 20 Missouri contests due to an ankle injury
- > 18 points behind seven made baskets, including a trio of 3s, in home win vs. Georgia (Jan. 27)
- > Scored 16 points and dished out a season high six assists vs. Auburn (Jan. 23)
- > Hit a career high five 3-point field goals in win vs. Texas A&M (Jan. 6)
- > 15 points, career high six rebounds and season best five assists in home win vs. Florida A&M (Jan. 2)
- > Scored 10 points, dished out three assists and collects two steals at No. 10 Houston (Dec. 5)
- > Named to the Preseason All-SEC Second Team (coaches)

Career Highlights

- > Saw action in 30 games with 16 starts during rookie season, averaging 12.1 points, 2.8 rebounds, a team high 3.2 assists and 0.8 steals in 26.0 minutes per game
- > In SEC contests, started the final 16 contests of the season, averaging a team high 14.8 points per game; also 2.6 rebounds, a team high 3.6 assists and 0.9 steals per contest
- > Tallied 18 double-figure scoring games and 18 games with 3+ assists
- > Hit the buzzer beater game winner in breakout performance in home upset win over No. 10/12 Kentucky (Jan. 15, 2020), also the first start of his career
- > Tallied a career high 28 points, hitting 8-of-18 from the floor with three 3-pointers and nine makes at the foul line at Ole Miss (Feb. 5, 2020)
- > Dished out a career high 10 assists, with no turnovers, in home win over Mississippi State (March 3, 2020), becoming the first Gamecock since March 2008 to hit the double-figure assist mark

Personal

- > A three-star prospect according to 247sports.com
- > Spent 2017-18 season at Montverde Academy
- > Averaged 29.2 points, 4.3 rebounds and 3.1 assists per game during senior campaign at East Chicago Central High School
- > Named an Indiana All-Star following senior campaign
- > Tallied 45 points during prep career vs. Evansville Bossee, and 36 points against Indianapolis North Central

CAREER STATS

SEASON	TEAM	GP-GS	MIN/AVG	Field Goals		3-Point		F-Throws		Rebounds				Scoring						
				FG-FGA	FG%	3FG-FGA	3FG%	FT-FTA	FT%	OFF	DEF	TOT	AVG	PF-FO	AST	TO	BLK	STL	PTS	AVG
2019-20	USC	30-16	781/26.0	123-314	.392	36-124	.290	81-121	.669	22	63	85	2.8	84-3	95	66	4	23	363	12.1
2020-21	USC	17-14	460/27.0	58-192	.302	26-90	.289	29-50	.580	13	38	51	3.0	33-0	54	44	2	22	171	10.1
TOTAL		47-30	1241/26.4	181-506	.358	62-214	.290	110-171	.643	35	101	136	2.9	117-3	149	110	6	45	534	11.4

20 ALANZO FRINK

JUNIOR - F - 6-8 - 264 - JERSEY CITY, N.J./ROSELLE (N.J.) CATHOLIC

CAREER HIGHS

Points	22	vs. Georgia (Feb. 26, 2020)
FG	8	vs. Georgia (Feb. 26, 2020)
FGA	10	2x, last vs. vs. Georgia (Feb. 26, 2020)
3FG	1	2x, at Mississippi State (Feb. 23, 2019)
3FGA	2	vs. Virginia (Dec. 19, 2018)
FT Made	6	vs. Georgia (Feb. 26, 2020)
FT Attempts	9	vs. Georgia (Feb. 26, 2020)
Rebounds	10	vs. Cleveland State (Nov. 15, 2019)
Assists	3	at Georgia (Feb. 12, 2020)
Blocks	3	3x, last vs. Georgia (Feb. 26, 2020)
Steals	2	5x, last vs. Missouri (Feb. 1, 2020)
Minutes	26	vs. Georgia (Feb. 26, 2020)

SUPERLATIVES

	'20-21	Career
Double-figure scoring	-	7
Double-figure rebounding	-	1
Double-double	-	1
2+ blocks	-	7
Team high scoring	-	1
Team high rebounding	1	6
Team high blocks	1	11

includes led, or shared team high



2020-21 GAME-BY-GAME

Opponent	Date	GS	MIN	Total		3-Pointers		Free throws		Rebounds				PF	A	T/O	BLK	STL	PTS	AVG
				FG-FGA	PCT	3FG-3FGA	PCT	FT-FTA	PCT	OFF	DEF	TOT	AVG							
vs Liberty	11/28/2020	*	16:06	1-3	.333	0-1	.000	2-2	1.000	1	0	1	1.0	0	0	0	0	0	4	4.0
vs Tulsa	11/29/2020	*	27:32	2-4	.500	0-1	.000	0-2	.000	2	7	9	5.0	3	0	3	1	0	4	4.0
at Houston	12/05/2020	*	11:39	1-2	.500	0-0	.000	0-0	.000	0	1	1	3.7	2	0	1	0	0	2	3.3
Totals		3	55:17	4-9	.444	0-2	.000	2-4	.500	3	8	11	3.7	5	0	4	1	0	10	3.3

Player Averages

Games Played	Minutes/game	Points/game	FG Pct	3FG Pct	FT Pct	Rebounds/game	Assists/game	Turnovers/game	Assist/Turnover ratio	Steals/game	Blocks/game
3	18.4	3.3	44.4	0.0	50.0	3.7	0.0	1.3	0.0	0.0	0.3

PLAYER BIO

2019-20

- > Will miss the remainder of the 2020-21 season due to medical reasons
- > Pulled down a team high nine rebounds in the win over Tulsa (Nov. 29) at the Hall of Fame Classic in Kansas City

Career Highlights

- > Saw action in 30 games with 12 starts on the year as a sophomore, averaging 5.3 points, 3.7 rebounds and 0.7 blocks in 14.3 minutes per game
- > Had seven double-figure scoring games during sophomore season and one double-double
- > Scored a career best 22 points behind an 8-of-10 performance from the floor and a 6-of-9 effort at the free throw line, and matched career high with three blocks in home victory over Georgia (Feb. 26, 2020)
- > Missed several games due to injury during freshman campaign; returned to see action in 24 games
- > Top statistical outing of rookie season came in 9-point, 8-rebound performance vs. No. 5 Virginia (Dec. 19, 2018)

Personal

- > Averaged 11.7 points and 4.7 rebounds per game during senior season at Roselle Catholic, helping the squad to a 29-4 record
- > Averaged 16.6 points and 5.9 rebounds per contest over seven state tournament games to help lead Roselle to the Tournament of Champions title as a senior
- > Represented the Dominican Republic in the FIBA U18 Americas Championship during the summer of 2018, averaging 18.2 points, 8.7 rebounds and 1.8 assists per game
- > Also represented the Dominican Republic in 2017 (Centrobasket U17 Championship, 18.2 points per game), in 2016 (FIBA U17 World Championships, 14.0 points per game, 7.2 rebounds per game), and in 2015 (Centrobasket U17 Championship and the FIBA Americas U16 Championship)
- > Son of Jerome Sr., and Ingrid Frink
- > Brother, Jerome, played college basketball at FIU before finishing his career at Long Island University Brooklyn
- > A public health major
- > Favorite NBA player is Ben Simmons

CAREER STATS

SEASON	TEAM	GP-GS	MIN/AVG	Field Goals		3-Point		F-Throws		Rebounds				Scoring						
				FG-FGA	FG%	3FG-FGA	3FG%	FT-FTA	FT%	OFF	DEF	TOT	AVG	PF-FO	AST	TO	BLK	STL	PTS	AVG
2018-19	USC	24-0	212/8.8	26-59	.441	2-9	.222	11-25	.440	22	22	44	1.8	52-2	4	15	7	7	65	2.7
2019-20	USC	30-12	428/14.3	59-99	.596	0-3	.000	41-72	.569	54	57	111	3.7	82-3	15	22	20	16	159	5.3
2020-21	USC	3-3	55/18.4	4-9	.444	0-2	.000	2-4	.500	3	8	11	3.7	5-0	0	4	1	0	10	3.3
TOTAL		57-15	696/12.2	89-167	.533	2-14	.143	54-101	.535	79	87	166	2.9	139-5	19	41	28	23	234	4.1

23 MIKE GREEN

SOPHOMORE - 6 - 6-2 - 185 - MYRTLE BEACH, S.C./CHRISTIAN ACADEMY OF MYRTLE BEACH

CAREER HIGHS

Points	3	3x, last vs. Missouri (Feb. 1, 2020)
FG	1	3x, last vs. Missouri (Feb. 1, 2020)
FGA	3	vs. Cleveland State (Nov. 15, 2019)
3FG	1	2x, last vs. Missouri (Feb. 1, 2020)
3FGA	1	4x, last vs. Texas A&M (Feb. 8, 2020)
FT Made	1	vs. Cleveland State (Nov. 15, 2019)
FT Attempts	1	vs. Cleveland State (Nov. 15, 2019)
Rebounds	2	vs. Texas A&M (Feb. 8, 2020)
Assists	1	vs. Vanderbilt (Jan. 25, 2020)
Blocks	-	-
Steals	2	vs. Cleveland State (Nov. 15, 2019)
Minutes	8	at Mississippi State (Feb. 24, 2021)

SUPERLATIVES

	'20-21	Career
Double-figure scoring	-	-
Double-figure rebounding	-	-
Double-double	-	-
2+ assists	-	-
Team high scoring	-	-
Team high rebounding	-	-
Team high blocks	-	-

includes led, or shared team high



2020-21 GAME-BY-GAME

Opponent	Date	GS	MIN	Total		3-Pointers		Free throws		Rebounds				PF	A	T/O	BLK	STL	PTS	AVG
				FG-FGA	PCT	3FG-3FGA	PCT	FT-FTA	PCT	OFF	DEF	TOT	AVG							
Texas A&M	01/06/2021		01:36	0-0	.000	0-0	.000	0-0	.000	0	0	0	0.0	0	0	0	0	0	0.0	
Georgia	01/27/2021		02:25	0-1	.000	0-0	.000	0-0	.000	0	0	0	0.0	0	0	2	0	2	0.0	
at Mississippi St.	02/24/2021		07:51	0-2	.000	0-1	.000	0-0	.000	0	0	0	0.0	0	0	0	0	0	0.0	
Arkansas	03/02/2021		01:35	0-1	.000	0-1	.000	0-0	.000	0	0	0	0.0	0	0	0	0	0	0.0	
Totals		0	13:27	0-4	.000	0-2	.000	0-0	.000	0	0	0	0.0	0	0	2	0	2	0.0	

Player Averages

Games Played	Minutes/game	Points/game	FG Pct	3FG Pct	FT Pct	Rebounds/game	Assists/game	Turnovers/game	Assist/Turnover ratio	Steals/game	Blocks/game
4	3.4	0.0	0.0	0.0	0.0	0.0	0.0	0.5	0.0	0.5	0.0

PLAYER BIO

2020-21

- > Played a career high eight minutes at Mississippi State (Feb. 24)
- > Saw action vs. Texas A&M (Jan. 6)

Career Highlights

- > Hit a stepback 3 late in a win vs. Vanderbilt (Jan. 25, 2020) for his first career points in an SEC game
- > Scored first college points on a lay-up and free throw in home win over Cleveland State (Nov. 15, 2019)

Personal

- > Scored over 2,000 points during prep career, while also pulling down over 600 rebounds and dishing out over 500 assists
- > Named South Carolina Independent Schools Association 2018-19 AA All-State by the High School Sports Report
- > Played varsity as an eighth grader, averaging 15 points per game
- > Noted as a player with high-level shooting ability and excellent vision
- > A retail management major
- > Son of Mike and Emily Green
- > Has a brother, Jack, and a sister, Anna-Kate
- > Also played soccer and tennis growing up

CAREER STATS

SEASON	TEAM	GP-GS	MIN/AVG	Field Goals		3-Point		F-Throws		Rebounds				Scoring						
				FG-FGA	FG%	3FG-FGA	3FG%	FT-FTA	FT%	OFF	DEF	TOT	AVG	PF-FO	AST	T/O	BLK	STL	PTS	AVG
2019-20	USC	8-0	15/1.8	3-6	.500	2-4	.500	1-1	1.000	1	2	3	0.4	1-0	1	1	0	2	9	1.1
2020-21	USC	4-0	13/3.4	0-4	.000	0-2	.000	0-0	.000	0	0	0	0.0	0-0	0	2	0	2	0	0.0
TOTAL		12-0	28/2.4	3-10	.300	2-6	.333	1-1	1.000	1	2	3	0.3	1-0	1	3	0	4	9	0.8

12 TRAE HANNIBAL

SOPHOMORE - G - 6-2 - 217 - HARTSVILLE, S.C./HARTSVILLE

CAREER HIGHS

Points	15	2x, last at Georgia (Feb. 27, 2021)
FG	6	2x, last at Georgia (Feb. 27, 2021)
FGA	9	vs. Florida A&M (Jan. 2, 2021)
3FG	2	vs. Missouri (Feb. 20, 2021)
3FGA	4	vs. LSU (Feb. 22, 2020)
FT Made	8	vs. Ole Miss (Feb. 13, 2021)
FT Attempts	8	vs. Ole Miss (Feb. 13, 2021)
Rebounds	8	at Georgia (Feb. 27, 2021)
Assists	6	vs. Georgia (Jan. 27, 2021)
Blocks	1	3x, last vs. Mississippi State (March 3, 2020)
Steals	4	at Georgia (Feb. 27, 2021)
Minutes	23	vs. Texas A&M (Feb. 8, 2020)

SUPERLATIVES

	'20-21	Career
Double-figure scoring	4	6
Double-figure rebounding	-	-
Double-double	-	-
2+ assists	7	15
Team high scoring	-	-
Team high rebounding	1	1
Team high assists	5	7
Team high steals	1	7

includes led, or shared team high



2020-21 GAME-BY-GAME

Opponent	Date	GS	MIN	Total		3-Pointers		Free throws		Rebounds				PF	A	T/O	BLK	STL	PTS	AVG	
				FG-FGA	PCT	3FG-3FGA	PCT	FT-FTA	PCT	OFF	DEF	TOT	AVG								
vs Liberty	11/28/2020		11:20	1-3	.333	0-0	.000	1-1	1.000	0	2	2	2.0	0	2	1	0	2	3	3.0	
vs Tulsa	11/29/2020		11:44	2-3	.667	0-0	.000	0-0	.000	0	2	2	2.0	0	0	2	0	0	4	3.5	
at Houston	12/05/2020		16:10	1-1	1.000	0-0	.000	4-4	1.000	3	4	7	3.7	3	3	4	0	0	6	4.3	
Florida A&M	01/02/2021		19:40	2-9	.222	1-2	.500	0-0	.000	0	3	3	3.5	2	2	2	0	1	5	4.5	
Texas A&M	01/06/2021		20:12	2-7	.286	0-1	.000	1-2	.500	2	3	5	3.8	2	2	3	0	2	5	4.6	
at LSU	01/16/2021		09:11	1-2	.500	1-1	1.000	0-0	.000	0	0	0	3.2	2	0	0	0	1	3	4.3	
at Missouri	01/19/2021		15:40	0-5	.000	0-1	.000	3-4	.750	2	0	2	3.0	3	0	1	0	1	3	4.1	
Auburn	01/23/2021		14:10	3-5	.600	1-2	.500	0-0	.000	2	1	3	3.0	1	1	1	1	0	7	4.5	
Georgia	01/27/2021		17:01	2-3	.667	1-1	1.000	1-1	1.000	0	2	2	2.9	3	6	1	0	1	6	4.7	
at Vanderbilt	01/30/2021		11:55	4-4	1.000	0-0	.000	2-2	1.000	1	2	3	2.9	2	0	1	0	0	10	5.2	
at Florida	02/03/2021		15:05	0-3	.000	0-0	.000	4-4	1.000	1	1	2	2.8	1	1	1	0	1	4	5.1	
Mississippi St.	02/06/2021		09:09	0-1	.000	0-0	.000	2-2	1.000	0	1	1	2.7	1	0	1	0	1	2	4.8	
Alabama	02/09/2021		08:15	0-0	.000	0-0	.000	0-0	.000	1	2	3	2.7	1	0	4	0	1	0	4.5	
Ole Miss	02/13/2021		17:48	2-4	.500	0-0	.000	8-8	1.000	1	0	1	2.6	2	4	4	0	2	12	5.0	
at Tennessee	02/17/2021		18:45	1-3	.333	0-1	.000	2-2	1.000	1	1	2	2.5	4	3	5	0	1	4	4.9	
Missouri	02/20/2021		21:10	6-6	1.000	2-2	1.000	1-1	1.000	0	2	2	2.5	2	1	2	0	0	15	5.6	
at Georgia	02/27/2021		22:15	6-8	.750	1-1	1.000	2-3	.667	1	7	8	2.8	2	5	0	0	4	15	6.1	
Arkansas	03/02/2021		15:40	3-6	.500	0-0	.000	2-2	1.000	1	6	7	3.1	0	2	3	0	1	8	6.2	
Totals			0	275:10	36-73	.493	7-12	.583	33-36	.917	16	39	55	3.1	31	32	36	1	19	112	6.2

Player Averages

Games Played	Minutes/game	Points/game	FG Pct	3FG Pct	FT Pct	Rebounds/game	Assists/game	Turnovers/game	Assist/Turnover ratio	Steals/game	Blocks/game
18	15.3	6.2	49.3	58.3	91.7	3.1	1.8	2.0	0.9	1.1	0.1

PLAYER BIO

2020-21

- > Matched career high again with 15 points in road win at Georgia (Feb. 27), also a career high four steals vs. the Bulldogs
- > Was a perfect 6-of-6 from the field, including a pair of 3-pointers, en route to a career high 15 points in home contest vs. No. 20/19 Missouri (Feb. 20)
- > Scored a then-career high 12 points, and dished out a team high four assists vs. Ole Miss (Feb. 13)
- > Scored a season high 10 points at Vanderbilt (Jan. 30)
- > Dished out a career high six assists, to go along with six points in home win over Georgia (Jan. 27)
- > Scored six points at No. 10 Houston (Dec. 5), hitting a jumper, and connecting on all four of his attempts at the free throw line
- > Matched for team high with two assists in season opener vs. Liberty (Nov. 28) at the Hall of Fame Classic in Kansas City

2019-20

- > Saw action in 26 games as a rookie, averaging 4.0 points, 2.1 rebounds, 1.2 assists and 1.2 steals per game
- > Posted eight games with 2+ assists and two double-figure scoring games
- > Top scoring output of the season with 11 points, all in the second half, in road victory at Arkansas (Jan. 29, 2020)
- > Matched season high with 11 points and three steals at Vanderbilt (March 7, 2020)

Personal

- > Named the Class 4A co-Player of the Year as a senior at Hartsville, finishing his prep career with over 1,500 points, which included a 62-point performance in his final high school contest
- > Also named the Florence Morning News' boys basketball player of the year as a senior, when he averaged 26.8 points per game
- > Averaged 16.6 points, 7.7 rebounds and 5.2 assists as a junior at Hartsville, also earning all-state honors
- > Noted as a player with great athleticism, who plays with pace
- > A sport and entertainment management major
- > Son of Edward Wilson and Teia Hannibal
- > Has two brothers and two sisters
- > Lists LeBron James as his favorite NBA player, and his favorite NBA team is the LA Lakers

CAREER STATS

SEASON	TEAM	GP-GS	MIN/AVG	Field Goals		3-Point		F-Throws		Rebounds				Scoring						
				FG-FGA	FG%	3FG-FGA	3FG%	FT-FTA	FT%	OFF	DEF	TOT	AVG	PF-FO	AST	TO	BLK	STL	PTS	AVG
2019-20	USC	26-0	326/12.6	39-92	.424	2-13	.154	24-40	.600	11	43	54	2.1	45-0	32	39	3	32	104	4.0
2020-21	USC	18-0	275/15.3	36-73	.493	7-12	.583	33-36	.917	16	39	55	3.1	31-0	32	36	1	19	112	6.2
TOTAL		44-0	602/13.7	75-165	.455	9-25	.360	57-76	.750	27	82	109	2.5	76-0	64	75	4	51	216	4.9

00 AJ LAWSON

JUNIOR - G - 6-6 - 178 - TORONTO, CANADA/GTA PREP

CAREER HIGHS

Points	30	vs. Texas A&M (Jan. 6, 2021)
FG	10	vs. Texas A&M (Jan. 6, 2021)
FGA	22	vs. Texas A&M (Jan. 6, 2021)
3FG	6	2x, last vs. Auburn (Jan. 23, 2021)
3FGA	14	at LSU (Jan. 16, 2021)
FT Made	12	vs. Cleveland State (Nov. 15, 2019)
FT Attempts	15	vs. Coastal Carolina (Nov. 30, 2018)
Rebounds	9	3x, last vs. Ole Miss (Feb. 19, 2019)
Assists	8	vs. Norfolk State (Nov. 13, 2018)
Blocks	2	2x, last vs. UNI (Nov. 27, 2019)
Steals	5	at LSU (Jan. 16, 2021)
Minutes	40	at LSU (Jan. 16, 2021)

SUPERLATIVES

	'20-21	Career
Double-figure scoring	17	58
Double-figure rebounding	-	-
Double-double	-	-
3+ assists	2	27
Team high scoring	10	32
Team high rebounding	1	11
Team high assists	2	21
Team high steals	3	18

includes led, or shared team high



2020-21 GAME-BY-GAME

Opponent	Date	GS	MIN	Total		3-Pointers		Free throws		Rebounds				PF	A	T/O	BLK	STL	PTS	AVG	
				FG-FGA	PCT	3FG-3FGA	PCT	FT-FTA	PCT	OFF	DEF	TOT	AVG								
vs Liberty	11/28/2020	*	20:54	5-11	.455	2-6	.333	0-1	.000	0	1	1	1.0	2	1	0	0	3	12	12.0	
vs Tulsa	11/29/2020	*	31:15	5-8	.625	4-7	.571	3-4	.750	0	3	3	2.0	1	2	1	0	0	17	14.5	
at Houston	12/05/2020	*	29:45	2-10	.200	0-5	.000	1-3	.333	1	3	4	2.7	0	3	1	0	0	5	11.3	
Florida A&M	01/02/2021	*	33:39	9-16	.563	3-9	.333	4-4	1.000	1	4	5	3.3	3	0	2	1	2	25	14.8	
Texas A&M	01/06/2021	*	32:51	10-22	.455	3-9	.333	7-8	.875	2	3	5	3.6	1	2	2	0	2	30	17.8	
at LSU	01/16/2021	*	40:00	8-19	.421	4-14	.286	2-3	.667	1	4	5	3.8	3	5	3	0	5	22	18.5	
at Missouri	01/19/2021	*	24:48	2-9	.222	1-6	.167	0-1	.000	0	2	2	3.6	2	1	0	0	0	5	16.6	
Auburn	01/23/2021	*	34:41	6-10	.600	6-8	.750	5-9	.556	1	1	2	3.4	2	2	0	0	1	23	17.4	
Georgia	01/27/2021	*	28:34	4-12	.333	3-4	.750	1-2	.500	3	1	4	3.4	1	1	3	1	2	12	16.8	
at Vanderbilt	01/30/2021	*	30:18	7-16	.438	3-9	.333	4-4	1.000	2	2	4	3.5	1	1	1	0	2	21	17.2	
at Florida	02/03/2021	*	32:50	9-16	.563	2-6	.333	2-5	.400	1	7	8	3.9	4	1	4	0	1	22	17.6	
Mississippi St.	02/06/2021	*	31:20	4-13	.308	2-8	.250	3-5	.600	1	4	5	4.0	2	0	1	0	0	13	17.3	
Alabama	02/09/2021	*	32:12	8-18	.444	5-13	.385	0-0	.000	0	6	6	4.2	2	1	2	0	2	21	17.5	
Ole Miss	02/13/2021	*	35:45	6-19	.316	4-12	.333	6-8	.750	2	5	7	4.4	2	2	1	0	2	22	17.9	
at Tennessee	02/17/2021	*	28:15	8-20	.400	4-10	.400	0-0	.000	2	2	4	4.3	3	0	2	0	1	20	18.0	
Missouri	02/20/2021	*	32:41	5-16	.313	4-11	.364	8-10	.800	0	4	4	4.3	2	1	2	0	1	22	18.3	
at Mississippi St.	02/24/2021	*	33:44	4-12	.333	1-6	.167	1-1	1.000	1	1	2	4.2	0	2	2	1	1	10	17.8	
at Georgia	02/27/2021	*	31:12	4-11	.364	3-6	.500	0-2	.000	1	3	4	4.2	3	1	1	0	4	11	17.4	
Arkansas	03/02/2021	*	28:10	6-17	.353	4-9	.444	2-2	1.000	0	3	3	4.1	0	0	0	0	0	18	17.4	
Totals			19	592:54	112-275	.407	58-158	.367	49-72	.681	19	59	78	4.1	34	26	28	3	29	331	17.4

Player Averages

Games Played	Minutes/game	Points/game	FG Pct	3FG Pct	FT Pct	Rebounds/game	Assists/game	Turnovers/game	Assist/Turnover ratio	Steals/game	Blocks/game
19	31.2	17.4	40.7	36.7	68.1	4.1	1.4	1.5	0.9	1.5	0.2

PLAYER BIO

2020-21

- > Scored a team high 18, hitting four from behind the arc, vs. No. 12 Arkansas (March 2)
- > Led Carolina with 22 points vs. Ole Miss (Feb. 13), connecting on four 3-pointers vs. the Rebels
- > Scored the 1,000th point of his career vs. Miss. State (Feb. 6)
- > Team highs with 22 points and eight rebounds in upset road win at No. 22/23 Florida (Feb. 3)
- > Matched career high with six 3s vs. Auburn (Jan. 23)
- > 22 points at LSU (Jan. 16), for his third straight game with 20+ points; also five assists vs. the Tigers
- > Scored a career high 30 points behind a career best 10 made field goals in SEC opener vs. Texas A&M (Jan. 6)
- > Season high 25 points, behind a career high nine made field goals, in home win over Florida A&M (Jan. 2)
- > Named to the Preseason All-SEC First Team (coaches) and Preseason All-SEC Second Team (media)

Career Highlights

- > Started all 31 games during sophomore campaign, averaging a team high 13.4 points per game, while also collecting 3.7 rebounds, dishing out 1.9 assists and collecting 1.2 steals in 29.2 minutes per game; posted 23 double-figure scoring games, including six 20-point outings
- > Had 10 games with three or more assists, led or shared the team lead in scoring 10 times, in assists seven times and in steals six times
- > Named to the SEC All-Freshman Team as a rookie

Personal

- > Three-star prospect according to 247sports.com
- > Before reclassifying to the 2018 class, was ranked as a top-40 prospect in the 2019 class
- > Played at the FIBA U18 Americas Championship with Team Canada during the summer of 2018, averaging 14.8 points, 5.4 rebounds and 1.2 assists per game at the event
- > Scored an event high 20 points against Ecuador at the FIBA U18 Americas Championship, and tallied 18 points with 12 rebounds against the USA
- > During the summer of 2019, represented Canada at the FIBA U19 World Cup in Greece, leading the Canadians with 16.7 points per outing, including an event high 31 points vs. Senegal
- > Son of Anthony Lawson and Kathleen Parchment; sas a sister, Keisha
- > A public health major
- > Favorite athlete is LeBron James

CAREER STATS

SEASON	TEAM	GP-GS	MIN/AVG	Field Goals		3-Point		F-Throws		Rebounds				Scoring						
				FG-FGA	FG%	3FG-FGA	3FG%	FT-FTA	FT%	OFF	DEF	TOT	AVG	PF-FO	AST	TO	BLK	STL	PTS	AVG
2018-19	USC	29-28	884/30.5	130-316	.411	48-134	.358	80-120	.667	27	98	125	4.3	59-1	83	74	7	32	388	13.4
2019-20	USC	31-31	904/29.2	135-326	.414	57-168	.339	89-123	.724	16	98	114	3.7	68-2	58	62	4	37	416	13.4
2020-21	USC	19-19	593/31.2	112-275	.407	58-158	.367	49-72	.681	19	59	78	4.1	34-0	26	28	3	29	331	17.4
TOTAL		79-78	2381/30.1	377-917	.411	163-460	.354	218-315	.692	62	255	317	4.0	161-3	167	164	14	98	1135	14.4

15 WILDENS LEVEQUE

SOPHOMORE - F - 6-11 - 230 - BROCKTON, MASS./GOULD ACADEMY


CAREER HIGHS

Points	13	vs. Ole Miss (Feb. 13, 2021)
FG	6	2x, last vs. Ole Miss (Feb. 13, 2021)
FGA	8	at LSU (Jan. 16, 2021)
3FG	-	-
3FGA	-	-
FT Made	4	2x, last vs. Liberty (Nov. 28, 2020)
FT Attempts	5	vs. Cleveland State (Nov. 15, 2019)
Rebounds	10	2x, last vs. Mississippi State (Feb. 6, 2021)
Assists	3	vs. Georgia (Jan. 27, 2021)
Blocks	3	2x, last vs. Ole Miss (Feb. 13, 2021)
Steals	3	at Auburn (Jan. 22, 2020)
Minutes	31	at LSU (Jan. 16, 2021)

SUPERLATIVES

	'20-21	Career
Double-figure scoring	3	4
Double-figure rebounding	2	2
Double-double	-	-
2+ blocks	2	6
Team high scoring	-	-
Team high rebounding	2	3
Team high blocks	3	7

includes led, or shared team high



2020-21 GAME-BY-GAME

Opponent	Date	GS	MIN	Total		3-Pointers		Free throws		Rebounds				PF	A	T/O	BLK	STL	PTS	AVG	
				FG-FGA	PCT	3FG-3FGA	PCT	FT-FTA	PCT	OFF	DEF	TOT	AVG								
vs Liberty	11/28/2020		17:30	1-4	.250	0-0	.000	4-4	1.000	3	2	5	5.0	4	0	0	0	0	6	6.0	
vs Tulsa	11/29/2020		07:26	1-1	1.000	0-0	.000	1-2	.500	0	1	1	3.0	3	0	1	0	2	3	4.5	
at Houston	12/05/2020		24:17	1-4	.250	0-0	.000	3-6	.500	2	3	5	3.7	3	1	3	0	0	5	4.7	
Florida A&M	01/02/2021	*	15:53	1-3	.333	0-0	.000	3-4	.750	4	1	5	4.0	4	0	0	0	0	5	4.8	
Texas A&M	01/06/2021	*	20:53	4-5	.800	0-0	.000	2-3	.667	2	4	6	4.4	4	0	3	1	0	10	5.8	
at LSU	01/16/2021	*	30:37	6-8	.750	0-0	.000	0-0	.000	4	4	8	5.0	4	1	2	1	0	12	6.8	
at Missouri	01/19/2021	*	12:05	1-4	.250	0-0	.000	0-0	.000	1	1	2	4.6	3	0	1	0	0	2	6.1	
Auburn	01/23/2021	*	21:29	1-3	.333	0-0	.000	2-2	1.000	4	6	10	5.3	1	0	4	1	2	4	5.9	
Georgia	01/27/2021	*	17:05	1-4	.250	0-0	.000	0-0	.000	1	4	5	5.2	4	3	0	1	0	2	5.4	
at Vanderbilt	01/30/2021	*	22:12	1-2	.500	0-0	.000	2-4	.500	2	3	5	5.2	4	1	0	1	1	4	5.3	
at Florida	02/03/2021	*	19:36	3-5	.600	0-0	.000	0-0	.000	4	3	7	5.4	1	1	2	0	1	6	5.4	
Mississippi St.	02/06/2021	*	20:13	2-3	.667	0-0	.000	3-4	.750	4	6	10	5.8	2	1	2	1	1	7	5.5	
Alabama	02/09/2021	*	17:51	3-7	.429	0-0	.000	3-4	.750	3	2	5	5.7	3	1	2	1	0	9	5.8	
Ole Miss	02/13/2021	*	17:52	6-7	.857	0-0	.000	1-4	.250	0	0	0	5.3	3	0	0	3	0	13	6.3	
at Tennessee	02/17/2021	*	23:41	3-4	.750	0-0	.000	0-0	.000	2	3	5	5.3	3	1	1	0	1	6	6.3	
Missouri	02/20/2021	*	16:26	2-2	1.000	0-0	.000	0-0	.000	1	5	6	5.3	4	0	0	0	0	4	6.1	
at Mississippi St.	02/24/2021	*	24:26	1-4	.250	0-0	.000	1-2	.500	4	2	6	5.4	3	0	1	2	1	3	5.9	
at Georgia	02/27/2021		16:54	3-4	.750	0-0	.000	0-0	.000	1	0	1	5.1	2	1	0	1	0	6	5.9	
Arkansas	03/02/2021		04:24	0-1	.000	0-0	.000	0-0	.000	0	1	1	4.9	0	0	0	0	0	0	5.6	
Totals			14	350:51	41-75	.547	0-0	.000	25-39	.641	42	51	93	4.9	55	11	22	13	9	107	5.6

Player Averages

Games Played	Minutes/game	Points/game	FG Pct	3FG Pct	FT Pct	Rebounds/game	Assists/game	Turnovers/game	Assist/Turnover ratio	Steals/game	Blocks/game
19	18.5	5.6	54.7	0.0	64.1	4.9	0.6	1.2	0.5	0.5	0.7

PLAYER BIO

2020-21

- > Scored a career high 13 points, and matched a career high with three blocks vs. Ole Miss (Feb. 13)
- > Matched career high with 10 rebounds vs. Mississippi State (Feb. 6)
- > First double-figure rebounding game of his career with 10 vs. Auburn (Jan. 23)
- > Matched career high with 12 points, and also matched career best with eight rebounds at LSU (Jan. 16)
- > Scored 10 points with six rebounds and a block in SEC opener win vs. Texas A&M (Jan. 6)
- > Tallied five points and pulled down five rebounds at No. 10 Houston (Dec. 5) in a career high 24 minutes.
- > Scored six points with five rebounds in season opener vs. Liberty (Nov. 28) at the Hall of Fame Classic in Kansas City

Career Highlights

- > Saw action in 30 games, averaging 2.4 points, 2.6 rebounds and 0.5 blocks in 9.8 minutes per contest as a freshman
- > Posted a season high 12 points in home win over Cleveland State (Nov. 15, 2019), hitting all four of his attempts from the field and connecting on 4-of-5 attempts at the free throw line
- > Top scoring output of the SEC campaign came in eight-point performance in road win at Arkansas (Jan. 29, 2020)

Personal

- > Averaged 14 points, 13 rebounds and two blocks per game as a junior at Gould Academy, earning NEPSAC AA Honorable Mention accolades
- > Noted as the No. 2 player in the state of Massachusetts by ESPN.com
- > Named All-NEPSAC AA following senior season
- > Labeled as a competitive player with great form on his shot
- > A sport and entertainment management major
- > Son of Wildens and Carline Leveque
- > Has two sisters, Wildnese and Karyna
- > Cousin of Nerlens Noel, who played college basketball at Kentucky, and is currently a member of the New York Knicks
- > Lists LeBron James as his favorite NBA player, and the Miami Heat as his favorite NBA team

CAREER STATS

SEASON	TEAM	GP-GS	MIN/AVG	Field Goals		3-Point		F-Throws		Rebounds				Scoring						
				FG-FGA	FG%	3FG-FGA	3FG%	FT-FTA	FT%	OFF	DEF	TOT	AVG	PF-FO	AST	TO	BLK	STL	PTS	AVG
2019-20	USC	30-8	292/9.7	28-46	.609	0-0	.000	17-37	.459	36	41	77	2.6	62-0	6	16	15	10	73	2.4
2020-21	USC	19-14	351/18.5	41-75	.547	0-0	.000	25-39	.641	42	51	93	4.9	55-0	11	22	13	9	107	5.6
TOTAL		49-22	643/13.1	69-121	.570	0-0	.000	42-76	.553	78	92	170	3.5	117-0	17	38	28	19	180	3.7

SOPHOMORE - F - 6-7 - 225 - MARIETTA, GA./LEGACY EARLY COLLEGE

CAREER HIGHS

Points	11	vs. Vanderbilt (Jan. 25, 2020)
FG	5	twice, last vs. Arkansas (March 2, 2021)
FGA	8	at Georgia (Feb. 12, 2020)
3FG	-	-
3FGA	1	vs. Cleveland State (Nov. 15, 2019)
FT Made	4	at Texas A&M (Jan. 18, 2020)
FT Attempts	7	vs. North Alabama (Nov. 6, 2019)
Rebounds	9	vs. Texas A&M (Jan. 6, 2021)
Assists	2	2x, last at Georgia (Feb. 12, 2020)
Blocks	4	vs. Georgia (Jan. 27, 2021)
Steals	2	4x, last at Tennessee (Feb. 17, 2021)
Minutes	20	2x, last at Georgia (Feb. 12, 2020)

SUPERLATIVES

	'20-21	Career
Double-figure scoring	1	3
Double-figure rebounding	-	-
Double-double	-	-
2+ blocks	2	5
Team high scoring	-	-
Team high rebounding	1	3
Team high blocks	2	6

includes led, or shared team high



2020-21 GAME-BY-GAME

Opponent	Date	GS	MIN	Total		3-Pointers		Free throws		Rebounds				PF	A	T/O	BLK	STL	PTS	AVG
				FG-FGA	PCT	3FG-3FGA	PCT	FT-FTA	PCT	OFF	DEF	TOT	AVG							
vs Liberty	11/28/2020		08:58	2-3	.667	0-0	.000	0-0	.000	0	1	1	1.0	3	0	1	1	0	4	4.0
vs Tulsa	11/29/2020		08:58	0-1	.000	0-0	.000	0-0	.000	1	2	3	2.0	3	0	2	0	0	0	2.0
at Houston	12/05/2020		16:48	3-5	.600	0-1	.000	2-4	.500	1	3	4	2.7	1	0	1	1	0	8	4.0
Texas A&M	01/06/2021		18:26	3-4	.750	0-0	.000	0-0	.000	4	5	9	4.3	4	1	0	2	0	6	4.5
Georgia	01/27/2021		17:08	3-7	.429	0-0	.000	0-0	.000	5	0	5	4.4	3	0	3	4	0	6	4.8
at Vanderbilt	01/30/2021		13:48	1-2	.500	0-0	.000	0-1	.000	0	0	0	3.7	3	0	1	0	2	2	4.3
at Florida	02/03/2021		14:44	3-6	.500	0-0	.000	0-0	.000	1	3	4	3.7	2	1	1	1	1	6	4.6
Mississippi St.	02/06/2021		11:17	2-4	.500	0-0	.000	1-2	.500	0	0	0	3.3	3	0	1	1	0	5	4.6
Alabama	02/09/2021		14:10	1-7	.143	0-0	.000	0-0	.000	0	0	0	2.9	4	1	1	3	0	2	4.3
Ole Miss	02/13/2021		14:11	1-3	.333	0-0	.000	1-2	.500	1	0	1	2.7	2	0	3	0	2	3	4.2
at Tennessee	02/17/2021		07:33	1-3	.333	0-0	.000	0-0	.000	1	1	2	2.6	4	0	1	1	2	2	4.0
Missouri	02/20/2021		18:02	1-4	.250	0-0	.000	0-1	.000	3	3	6	2.9	1	1	0	1	0	2	3.8
at Mississippi St.	02/24/2021		05:47	0-1	.000	0-0	.000	0-0	.000	0	1	1	2.8	1	0	0	0	0	0	3.5
at Georgia	02/27/2021		04:45	1-1	1.000	0-0	.000	0-0	.000	1	0	1	2.6	4	0	0	0	0	2	3.4
Arkansas	03/02/2021		15:00	5-7	.714	0-0	.000	0-0	.000	2	0	2	2.6	4	0	1	0	0	10	3.9
Totals		0	189:34	27-58	.466	0-1	.000	4-10	.400	20	19	39	2.6	42	4	16	15	7	58	3.9

Player Averages

Games Played	Minutes/game	Points/game	FG Pct	3FG Pct	FT Pct	Rebounds/game	Assists/game	Turnovers/game	Assist/Turnover ratio	Steals/game	Blocks/game
15	12.6	3.9	46.6	0.0	40.0	2.6	0.3	1.1	0.3	0.5	1.0

PLAYER BIO

2020-21

- > Scored season high 10 points, hitting 5-of-7 from the field, vs. No. 12 Arkansas (March 2)
- > Had a career high four blocks in home win over Georgia (Jan. 27); also six points and five rebounds
- > Scored six points with a career high nine rebounds in SEC opener win vs. Texas A&M (Jan. 6)
- > Strong first half at No. 10 Houston; scored eight points along with four rebounds vs. the Cougars
- > Scored four points in season opener vs. Liberty (Nov. 28)

Career Highlights

- > Saw action in 27 games as a rookie, averaging 4.1 points, 2.7 rebounds and 0.4 blocks in 11.5 minutes per outing
- > Had a pair of double-figure scoring games and three games with 2+ blocks; led or shared the team lead in blocks four times
- > Top scoring output of the season came in 11-point performance in home win over Vanderbilt (Jan. 25, 2020)

Personal

- > Averaged 18 points and six rebounds as a senior at Legacy Early College
- > Named a USA Today South Carolina All-State Second Team honoree after helping his squad to a 34-5 overall record during senior campaign
- > Scored 18 points to lead his team to the USA National Prep Tournament Championship in March
- > Noted as an athletic combo forward with good court awareness
- > A sport and entertainment management major
- > Son of Walter McCreary and Kristie Gordon
- > Has a brother, Carter
- > Credits Meek Mill as his favorite music artist, and Kevin Durant as his favorite NBA player

CAREER STATS

SEASON	TEAM	GP-GS	MIN/AVG	Field Goals		3-Point		F-Throws		Rebounds				Scoring						
				FG-FGA	FG%	3FG-FGA	3FG%	FT-FTA	FT%	OFF	DEF	TOT	AVG	PF-FO	AST	TO	BLK	STL	PTS	AVG
2019-20	USC	27-0	311/11.5	47-82	.573	0-1	.000	17-45	.378	29	43	72	2.7	76-2	7	21	12	7	111	4.1
2020-21	USC	15-0	190/12.6	27-58	.466	0-1	.000	4-10	.400	20	19	39	2.6	42-0	4	16	15	7	58	3.9
TOTAL		42-0	501/11.9	74-140	.529	0-2	.000	21-55	.382	49	62	111	2.6	118-2	11	37	27	14	169	4.0

10 JUSTIN MINAYA

R-JUNIOR - F - 6-6 - 215 - HARRINGTON PARK, N.J./NORTHERN VALLEY AT OLD TAPPAN

CAREER HIGHS

Points	18	at Texas A&M (Jan. 18, 2020)
FG	7	vs. North Alabama (Nov. 6, 2019)
FGA	12	2x, last at Auburn (Jan. 22, 2020)
3FG	4	3x, last at Texas A&M (Jan. 18, 2020)
3FGA	8	at Texas A&M (Jan. 18, 2020)
FT Made	6	vs. Boston U (Nov. 19, 2019)
FT Attempts	8	vs. Boston U (Nov. 19, 2019)
Rebounds	12	vs. Vanderbilt (Jan. 25, 2020)
Assists	5	3x, last at Missouri (Jan. 19, 2021)
Blocks	4	vs. Gardner-Webb (Nov. 22, 2019)
Steals	3	vs. Georgia (Feb. 21, 2018)
Minutes	40	at Texas A&M (Jan. 18, 2020)

SUPERLATIVES

	'20-21	Career
Double-figure scoring	7	27
Double-figure rebounding	3	6
Double-double	3	5
2+ assists	7	36
Team high scoring	1	6
Team high rebounding	6	17
Team high assists	3	12

includes led, or shared team high



2020-21 GAME-BY-GAME

Opponent	Date	GS	MIN	Total		3-Pointers		Free throws		Rebounds				PF	A	T/O	BLK	STL	PTS	AVG	
				FG	FGA	PCT	3FG	3FGA	PCT	FT	FTA	PCT	OFF								DEF
vs Liberty	11/28/2020	*	30:13	1-4	.250	0-3	.000	0-0	.000	0	6	6	6.0	1	2	1	1	0	2	2.0	
vs Tulsa	11/29/2020	*	32:02	5-10	.500	1-5	.200	0-0	.000	3	6	9	7.5	1	1	4	1	2	11	6.5	
at Houston	12/05/2020	*	27:36	4-6	.667	3-3	1.000	2-2	1.000	0	3	3	6.0	4	0	0	0	0	13	8.7	
Florida A&M	01/02/2021	*	33:16	3-8	.375	1-4	.250	3-4	.750	4	6	10	7.0	2	2	3	1	0	10	9.0	
Texas A&M	01/06/2021	*	30:00	2-6	.333	2-5	.400	0-0	.000	5	3	8	7.2	1	5	0	2	1	6	8.4	
at LSU	01/16/2021	*	39:36	5-10	.500	1-6	.167	1-1	1.000	5	5	10	7.7	2	2	2	1	0	12	9.0	
at Missouri	01/19/2021	*	36:39	4-11	.364	2-6	.333	0-2	.000	6	5	11	8.1	4	5	0	1	1	10	9.1	
Auburn	01/23/2021	*	31:15	3-7	.429	0-3	.000	0-0	.000	3	3	6	7.9	3	3	0	1	1	6	8.8	
Georgia	01/27/2021	*	27:39	4-6	.667	2-3	.667	0-0	.000	4	4	8	7.9	1	0	0	0	0	10	8.9	
at Vanderbilt	01/30/2021	*	22:45	4-5	.800	2-3	.667	1-2	.500	2	2	4	7.5	4	1	2	0	0	11	9.1	
at Florida	02/03/2021	*	27:18	1-6	.167	0-4	.000	0-0	.000	1	1	2	7.0	0	2	1	0	1	2	8.5	
Mississippi St.	02/06/2021	*	20:20	0-6	.000	0-5	.000	0-0	.000	1	2	3	6.7	2	1	0	0	0	0	7.8	
Alabama	02/09/2021	*	37:25	6-12	.500	1-6	.167	2-2	1.000	4	3	7	6.7	2	2	0	2	1	15	8.3	
Ole Miss	02/13/2021	*	34:56	1-5	.200	0-1	.000	3-4	.750	3	6	9	6.9	2	0	1	0	3	5	8.1	
Missouri	02/20/2021	*	27:15	1-5	.200	0-2	.000	3-4	.750	2	3	5	6.7	1	1	0	1	0	5	7.9	
at Mississippi St.	02/24/2021	*	35:23	1-7	.143	1-5	.200	0-0	.000	1	7	8	6.8	2	1	2	2	2	3	7.6	
at Georgia	02/27/2021	*	26:03	4-9	.444	1-2	.500	0-1	.000	2	4	6	6.8	3	2	2	0	0	9	7.6	
Arkansas	03/02/2021	*	26:47	1-5	.200	0-3	.000	0-2	.000	2	2	4	6.6	2	2	0	0	2	2	7.3	
Totals			17	546:28	50-128	.391	17-69	.246	15-24	.625	48	71	119	6.6	37	32	18	13	14	132	7.3

Player Averages

Games Played	Minutes/game	Points/game	FG Pct	3FG Pct	FT Pct	Rebounds/game	Assists/game	Turnovers/game	Assist/Turnover ratio	Steals/game	Blocks/game
18	30.4	7.3	39.1	24.6	62.5	6.6	1.8	1.0	1.8	0.8	0.7

PLAYER BIO

2020-21

- > Not available for the Feb. 17 Tennessee game due to a head injury
- > 10 points, game high 11 rebounds for third double-double of the season at Mizzou (Jan. 19)
- > Posted his second double-double of the season with 12 points and a team high 10 rebounds at LSU (Jan. 16)
- > Collected his third-career double-double with 10 points and a team high 10 rebounds in home win vs. Florida A&M (Jan. 2)
- > Tallied a season and team high 13 points at No. 10 Houston (Dec. 5), hitting all three attempts from 3-point range
- > Scored 11 points and pulled down nine rebounds in win vs. Tulsa (Nov. 29) at the Hall of Fame Classic in Kansas City

Career Highlights

- > As a R-sophomore, averaged 7.8 points, 6.0 rebounds, 2.0 assists, 0.9 blocks and 0.6 steals in 29.8 minutes per game
- > In 2019-20, had seven double-figure scoring games, three games with 10+ rebounds, 11 games with 2+ assists and led or shared the team high in rebounding eight times
- > Missed nine games during the 2020 SEC campaign due to a hand/wrist injury
- > Before suffering knee injury, saw action in five games, averaging 7.4 points and 5.6 rebounds per outing, as a sophomore
- > Posted 11 double-figure scoring games as a freshman, including a season high 17 points in a Gamecock win vs. UMass (Dec. 2, 2017)

Personal

- > Averaged 19.5 points, 11.3 rebounds and 5.5 assists per game as a senior
- > Also played baseball during high school career
- > Son of Omar and Rachel Minaya
- > Father, Omar, is currently a special assistant to the general manager for the New York Mets; has served as an executive for several Major League Baseball teams, such as the Montreal Expos, the New York Mets and the San Diego Padres
- > Has a brother, Teddy
- > The best advice he has ever received is to "believe in yourself"
- > Credits his favorite sport other than basketball as baseball
- > Represented the Dominican Republic at the FIBA 2016 U17 World Championship, scoring 6.7 points and pulling down 5.7 rebounds per game
- > During the summer of 2018, joined USA East Coast for a tour of Italy, facing national teams from Germany, Italy and the Netherlands over a four-day span

CAREER STATS

SEASON	TEAM	GP-GS	MIN/AVG	Field Goals		3-Point		F-Throws		Rebounds				Scoring						
				FG	FGA	FG%	3FG	3FGA	3FG%	FT	FTA	FT%	OFF	DEF	TOT	AVG	PF	FO	AST	TO
2017-18	USC	32-30	860/26.9	90-231	.390	39-107	.364	35-51	.686	52	82	134	4.2	64-1	47	40	8	20	254	7.9
2018-19	USC	5-5	128/25.6	15-33	.455	2-15	.133	5-7	.714	10	18	28	5.6	18-2	8	4	1	3	37	7.4
2019-20	USC	22-21	655/29.8	59-144	.410	19-72	.264	35-53	.660	41	91	132	6.0	46-2	45	20	20	14	172	7.8
2020-21	USC	18-17	546/30.4	50-128	.391	17-69	.246	15-24	.625	48	71	119	6.6	37-0	32	18	13	14	132	7.3
TOTAL		77-73	2189/28.4	214-536	.399	77-263	.293	90-135	.667	151	262	413	5.4	165-5	132	82	42	51	595	7.7

50 TRE-VAUGHN MINOTT

FRESHMAN - C - 6-9 - 280 - MONTREAL, QUEBEC/NBA ACADEMY LATIN AMERICA



CAREER HIGHS

Points	6	at Georgia (Feb. 27, 2021)
FG	3	at Georgia (Feb. 27, 2021)
FGA	4	at Georgia (Feb. 27, 2021)
3FG	-	
3FGA	-	
FT Made	-	
FT Attempts	2	at Mississippi State (Feb. 23, 2021)
Rebounds	6	vs. Arkansas (March 2, 2021)
Assists	-	
Blocks	1	3x, last at Georgia (Feb. 27, 2021)
Steals	-	
Minutes	10	at Georgia (Feb. 27, 2021)

SUPERLATIVES

Double-figure scoring	'20-21
Double-figure rebounding	-
Double-double	-
2+ blocks	-
Team high scoring	-
Team high rebounding	-
Team high blocks	1

includes led, or shared team high

2020-21 GAME-BY-GAME

Opponent	Date	GS	MIN	Total		3-Pointers		Free throws		Rebounds				PF	A	T/O	BLK	STL	PTS	AVG
				FG-FGA	PCT	3FG-3FGA	PCT	FT-FTA	PCT	OFF	DEF	TOT	AVG							
Auburn	01/23/2021		03:58	0-0	.000	0-0	.000	0-0	.000	0	0	0	0.0	0	0	1	0	0	0	0.0
at Tennessee	02/17/2021		09:19	1-2	.500	0-0	.000	0-0	.000	2	0	2	1.0	1	0	0	1	0	2	1.0
Missouri	02/20/2021		05:32	0-1	.000	0-0	.000	0-0	.000	2	0	2	1.3	0	0	0	1	0	0	0.7
at Mississippi St.	02/24/2021		04:49	1-2	.500	0-0	.000	0-2	.000	0	1	1	1.3	0	0	0	0	0	2	1.0
at Georgia	02/27/2021	*	10:01	3-4	.750	0-0	.000	0-0	.000	0	3	3	1.6	2	0	1	1	0	6	2.0
Arkansas	03/02/2021	*	16:32	2-4	.500	0-0	.000	0-0	.000	2	4	6	2.3	3	0	1	0	0	4	2.3
Totals		2	50:11	7-13	.538	0-0	.000	0-2	.000	6	8	14	2.3	6	0	3	3	0	14	2.3

Player Averages

Games Played	Minutes/game	Points/game	FG Pct	3FG Pct	FT Pct	Rebounds/game	Assists/game	Turnovers/game	Assist/Turnover ratio	Steals/game	Blocks/game
6	8.4	2.3	53.8	0.0	0.0	2.3	0.0	0.5	0.0	0.0	0.5

PLAYER BIO

2020-21

- > Collected a season high six rebounds vs. No. 12 Arkansas (March 2)
- > Top scoring output of the season with six points, to go along with three rebounds and a block in first career start at Georgia (Feb. 27)
- > Scored his first career points with a jumper at No. 19/20 Tennessee (Feb. 17)
- > Officially joined the Gamecocks on Jan. 8 and is immediately eligible

Personal

- > Has been at the NBA Academy Latin America in Mexico City since Sept. 2019
- > NBA Academy team competed at the National Prep School Invitational in Rhode Island and at The Skill Factory Tournament of Champions in Atlanta in 2020
- > Prior to joining NBA Academy Latin America, participated in the 2018 Americas Team Camp

CAREER STATS

				Field Goals		3-Point		F-Throws		Rebounds				Scoring						
SEASON	TEAM	GP-GS	MIN/AVG	FG-FGA	FG%	3FG-FGA	3FG%	FT-FTA	FT%	OFF	DEF	TOT	AVG	PF-FO	AST	TO	BLK	STL	PTS	AVG
2020-21	USC	6-2	50/8.4	7-13	.538	0-0	.000	0-2	.000	6	8	14	2.3	6-0	0	3	3	0	14	2.3
TOTAL		6-2	50/8.4	7-13	.538	0-0	.000	0-2	.000	6	8	14	2.3	6-0	0	3	3	0	14	2.3

1 TJ MOSS

R-SOPHOMORE - 6 - 6-4 - 195 - MEMPHIS, TENN./FINDLAY PREP (NEVADA)

CAREER HIGHS

Points	15	at Tennessee (Feb. 17, 2021)
FG	6	at Tennessee (Feb. 17, 2021)
FGA	11	at Tennessee (Feb. 17, 2021)
3FG	3	2x, last at Tennessee (Feb. 17, 2021)
3FGA	5	5x, last at Tennessee (Feb. 17, 2021)
FT Made	2	2x, last vs. Tulsa (Nov. 29, 2020)
FT Attempts	2	11x, last vs. Tulsa (Nov. 29, 2020)
Rebounds	5	vs. Wyoming (Nov. 10, 2019)
Assists	7	vs. Arkansas (March 2, 2021)
Blocks	1	vs. Stetson (Dec. 30, 2019)
Steals	4	vs. Tulsa (Nov. 29, 2020)
Minutes	32	at Wyoming (Dec. 5, 2018)

SUPERLATIVES

	'20-21	Career
Double-figure scoring	1	4
Double-figure rebounding	-	-
Double-double	-	-
2+ assists	6	16
Team high scoring	-	-
Team high rebounding	-	-
Team high assists	3	8

includes led, or shared team high



2020-21 GAME-BY-GAME

Opponent	Date	GS	MIN	Total		3-Pointers		Free throws		Rebounds				PF	A	T/O	BLK	STL	PTS	AVG
				FG-FGA	PCT	3FG-3FGA	PCT	FT-FTA	PCT	OFF	DEF	TOT	AVG							
vs Liberty	11/28/2020		20:31	1-3	.333	1-2	.500	0-1	.000	1	1	2	2.0	0	1	2	0	1	3	3.0
vs Tulsa	11/29/2020		23:57	3-4	.750	0-0	.000	2-2	1.000	0	1	1	1.5	1	2	2	0	4	8	5.5
at Houston	12/05/2020		20:04	2-3	.667	2-2	1.000	2-2	1.000	0	1	1	1.3	4	2	2	0	0	8	6.3
at LSU	01/16/2021		10:40	0-0	.000	0-0	.000	0-0	.000	0	2	2	1.5	1	1	2	0	0	0	4.8
at Missouri	01/19/2021		10:11	2-3	.667	2-3	.667	0-0	.000	0	0	0	1.2	3	0	1	0	1	6	5.0
Auburn	01/23/2021		08:39	0-3	.000	0-2	.000	0-0	.000	0	0	0	1.0	1	1	0	0	0	0	4.2
Georgia	01/27/2021		05:18	1-1	1.000	0-0	.000	0-0	.000	0	1	1	1.0	2	1	1	0	0	2	3.9
at Vanderbilt	01/30/2021		11:31	0-0	.000	0-0	.000	0-1	.000	1	1	2	1.1	2	1	1	0	0	0	3.4
Mississippi St.	02/06/2021		18:01	0-3	.000	0-2	.000	0-0	.000	0	1	1	1.1	0	3	1	0	1	0	3.0
Alabama	02/09/2021		13:11	1-4	.250	0-3	.000	0-0	.000	0	0	0	1.0	1	0	0	0	1	2	2.9
Ole Miss	02/13/2021		09:54	1-3	.333	1-1	1.000	0-0	.000	1	0	1	1.0	3	1	0	0	1	3	2.9
at Tennessee	02/17/2021		22:35	6-11	.545	3-5	.600	0-0	.000	0	0	0	0.9	2	3	1	0	0	15	3.9
Missouri	02/20/2021		13:00	3-7	.429	1-5	.200	0-0	.000	0	0	0	0.8	3	1	2	0	0	7	4.2
at Mississippi St.	02/24/2021	*	26:21	2-7	.286	1-4	.250	2-2	1.000	0	0	0	0.8	2	4	4	0	1	7	4.4
at Georgia	02/27/2021	*	31:35	1-6	.167	0-4	.000	0-0	.000	1	2	3	0.9	1	5	1	1	2	2	4.2
Arkansas	03/02/2021	*	23:16	1-3	.333	0-1	.000	2-2	1.000	0	1	1	0.9	0	7	5	0	3	4	4.2
Totals		3	268:44	24-61	.393	11-34	.324	8-10	.800	4	11	15	0.9	26	33	25	1	15	67	4.2

Player Averages

Games Played	Minutes/game	Points/game	FG Pct	3FG Pct	FT Pct	Rebounds/game	Assists/game	Turnovers/game	Assist/Turnover ratio	Steals/game	Blocks/game
16	16.8	4.2	39.3	32.4	80.0	0.9	2.1	1.6	1.3	0.9	0.1

PLAYER BIO

2020-21

- > Collected a career high seven assists, and a team high three steals vs. No. 12 Arkansas (March 2)
- > Dished out a team high four assists at Mississippi State (Feb. 24)
- > Scored a career high 15 points, behind a career high six made field goals, including a trio of 3s at No. 19/20 Tennessee (Feb. 17)
- > Hit a pair of 3s and had two makes at the foul line for eight points at No. 10 Houston (Dec. 5)
- > Scored eight points with a team high four steals and two assists in win over Tulsa (Nov. 29) at the Hall of Fame Classic in Kansas City

Career Highlights

- > Saw action in 30 games during R-freshman season, averaging 2.0 points, 0.9 rebounds and 1.5 assists in 11.9 minutes per game
- > Scored 10 points, hitting a season high four attempts from the floor, to go along with three assists in upset win vs. No. 10/12 Kentucky (Jan. 15, 2020)
- > Saw action in seven games as a rookie before being sidelined for the remainder of the season due to injury
- > Posted two double-figure scoring games as a true freshman, including a season high 12 points vs. Providence (Nov. 17, 2018)

Personal

- > Listed as a four-star prospect according to ESPN.com, and a three-star prospect according to 247sports.com
- > Helped lead his Findlay Prep squad to a 32-5 overall record in 2017-18, advancing to the semifinal round of the high school national tournament
- > Averaged a team high 6.2 assists per game at Findlay Prep
- > Prior to time at Findlay Prep, spent three seasons at Memphis East High School, helping his squad to a combined 65-5 record during his final two seasons
- > A fashion merchandising major
- > Son of Terrence and Timitra Moss
- > Has two brothers, Tevin and Tyler
- > Favorite athlete is Kevin Durant
- > His dream job is to be a fashion designer and own his own clothing line

CAREER STATS

SEASON	TEAM	GP-GS	MIN/AVG	Field Goals		3-Point		F-Throws		Rebounds				Scoring						
				FG-FGA	FG%	3FG-FGA	3FG%	FT-FTA	FT%	OFF	DEF	TOT	AVG	PF	FO	AST	TO	BLK	STL	PTS
2018-19	USC	7-3	143/20.4	16-41	.390	8-24	.333	4-6	.667	0	13	13	1.9	8-0	13	14	0	4	44	6.3
2019-20	USC	30-0	354/11.8	23-85	.271	10-42	.238	5-17	.294	2	24	26	0.9	35-1	44	31	1	8	61	2.0
2020-21	USC	16-3	269/16.8	24-61	.393	11-34	.324	8-10	.800	4	11	15	0.9	26-0	33	25	1	15	67	4.2
TOTAL		53-6	766/14.5	63-187	.337	29-100	.290	17-33	.515	6	48	54	1.0	69-1	90	70	2	27	172	3.2

14 NATHAN NELSON

JUNIOR - F - 6-6 - 189 - MURFREESBORO, TENN./BLACKMAN


CAREER HIGHS

Points	5	2x, last at Mississippi State (Feb. 24, 2021)
FG	2	at Mississippi State (Feb. 24, 2021)
FGA	4	at Mississippi State (Feb. 24, 2021)
3FG	1	6x, last at Mississippi State (Feb. 24, 2021)
3FGA	2	2x, last at Mississippi State (Feb. 24, 2021)
FT Made	2	at Tennessee (Feb. 17, 2021)
FT Attempts	2	at Tennessee (Feb. 17, 2021)
Rebounds	2	2x, last at Tennessee (Feb. 17, 2021)
Assists	1	2x, last vs. Ole Miss (Feb. 13, 2021)
Blocks	-	-
Steals	2	at Tennessee (Feb. 17, 2021)
Minutes	25	at Tennessee (Feb. 17, 2021)

SUPERLATIVES

	'20-21	Career
Double-figure scoring	-	-
Double-figure rebounding	-	-
Double-double	-	-
Team high scoring	-	-
Team high rebounding	-	-

includes led, or shared team high



2020-21 GAME-BY-GAME

Opponent	Date	GS	MIN	Total		3-Pointers		Free throws		Rebounds				PF	A	T/O	BLK	STL	PTS	AVG
				FG-FGA	PCT	3FG-3FGA	PCT	FT-FTA	PCT	OFF	DEF	TOT	AVG							
at LSU	01/16/2021		02:16	0-0	.000	0-0	.000	0-0	.000	0	1	1	1.0	1	0	0	0	0	0	0.0
Auburn	01/23/2021		06:34	1-1	1.000	0-0	.000	0-0	.000	0	0	0	0.5	0	0	0	0	1	2	1.0
Georgia	01/27/2021		02:58	0-0	.000	0-0	.000	0-0	.000	0	0	0	0.3	0	0	0	0	0	0.7	
at Vanderbilt	01/30/2021		08:36	1-2	.500	1-2	.500	0-0	.000	0	1	1	0.5	0	0	0	0	3	1.3	
at Florida	02/03/2021		13:18	1-1	1.000	1-1	1.000	0-0	.000	0	1	1	0.6	0	1	0	0	3	1.6	
Mississippi St.	02/06/2021		06:52	1-1	1.000	1-1	1.000	0-0	.000	0	0	0	0.5	1	0	0	1	3	1.8	
Alabama	02/09/2021		01:58	0-0	.000	0-0	.000	0-0	.000	0	0	0	0.4	0	0	0	1	0	1.6	
Ole Miss	02/13/2021		07:48	1-1	1.000	1-1	1.000	0-0	.000	0	0	0	0.4	1	1	0	0	3	1.8	
at Tennessee	02/17/2021		25:08	1-1	1.000	1-1	1.000	2-2	1.000	0	2	2	0.6	2	0	1	0	2	2.1	
Missouri	02/20/2021	*	10:39	0-1	.000	0-0	.000	0-0	.000	1	0	1	0.6	3	0	0	0	0	1.9	
at Mississippi St.	02/24/2021	*	17:10	2-4	.500	1-2	.500	0-0	.000	0	0	0	0.5	1	0	0	0	5	2.2	
at Georgia	02/27/2021		01:04	0-0	.000	0-0	.000	0-0	.000	0	0	0	0.5	0	0	0	0	0	2.0	
Arkansas	03/02/2021		03:26	0-0	.000	0-0	.000	0-0	.000	0	0	0	0.5	0	0	1	0	0	1.8	
Totals			2	107:48	8-12	.667	6-8	.750	2-2	1.000	1	5	6	0.5	9	2	0	5	24	1.8

Player Averages

Games Played	Minutes/game	Points/game	FG Pct	3FG Pct	FT Pct	Rebounds/game	Assists/game	Turnovers/game	Assist/Turnover ratio	Steals/game	Blocks/game
13	8.3	1.8	66.7	75.0	100.0	0.5	0.2	0.2	1.0	0.4	0.0

PLAYER BIO

2020-21

- > Scored a career high five points on a perfect night, hitting a 3 and a 2-of-2 mark at the free throw line in a career best 25 minutes at No. 19/20 Tennessee (Feb. 17)
- > Hit a 3-pointer and dished out an assist vs. Ole Miss (Feb. 13)
- > Connected on a 3 and collected a steal vs. Mississippi State (Feb. 6)
- > Hit a three and collected an assists in career high 13 minutes of action in upset win at No. 22/23 Florida (Feb. 3)
- > Hit the first 3 of his career at Vanderbilt (Jan. 30)
- > Saw first action of the season at LSU (Jan. 16)
- > Suffered a broken left hand in preseason practice

Career Highlights

- > Has seen action in 16 career games entering junior season
- > Scored first points of career in home win over Wyoming on Nov. 10, 2019

Personal

- > Played prep basketball at Blackman High School in Murfreesboro, Tenn.
- > Averaged 9.0 points, 5.7 rebounds and 2.3 assists per game as a senior
- > Helped team to a 32-1 record during senior campaign, and the team was ranked second in Tennessee
- > Hit 49 percent from the field, 44 percent from 3-point range and 80 percent from the free throw line as a senior
- > Named to the Murfreesboro Post's All-County second team following senior campaign
- > Son of Lynn Nelson and Antoinette van Zelm
- > Has a sister, Elizabeth
- > A political science major
- > His favorite NBA team is the Memphis Grizzlies
- > His dream job is to be a CIA agent

CAREER STATS

SEASON	TEAM	GP-GS	MIN/AVG	Field Goals		3-Point		F-Throws		Rebounds				Scoring						
				FG-FGA	FG%	3FG-FGA	3FG%	FT-FTA	FT%	OFF	DEF	TOT	AVG	PF	FO	AST	TO	BLK	STL	PTS
2018-19	USC	4-0	6/1.5	0-2	.000	0-1	.000	0-0	.000	0	1	1	0.3	1-0	0	0	0	1	0	0.0
2019-20	USC	12-0	36/3.0	1-6	.167	0-1	.000	0-0	.000	2	0	2	0.2	6-0	0	1	0	0	2	0.2
2020-21	USC	13-2	108/8.3	8-12	.667	6-8	.750	2-2	1.000	1	5	6	0.5	9-0	2	2	0	5	24	1.8
TOTAL		29-2	149/5.1	9-20	.450	6-10	.600	2-2	1.000	3	6	9	0.3	16-0	2	3	0	6	26	0.9

25 SEVENTH WOODS

R-SENIOR - 6 - 6-2 - 189 - COLUMBIA, S.C./HAMMOND/NORTH CAROLINA

CAREER HIGHS

Points	14	vs. Gonzaga (Dec. 15, 2018)
FG	6	at Florida (Feb. 3, 2021)
FGA	10	at Florida (Feb. 3, 2021)
3FG	2	3x, last vs. Mississippi State (Feb. 6, 2021)
3FGA	3	vs. Mississippi State (Feb. 6, 2021)
FT Made	4	3x, last vs. Notre Dame (Jan. 15, 2019)
FT Attempts	6	2x, last vs. NC State (Jan. 8, 2017)
Rebounds	4	6x, last vs. Mississippi State (Feb. 6, 2021)
Assists	8	vs. Tennessee Tech (Nov. 16, 2018)
Blocks	1	7x, last vs. Notre Dame (Jan. 15, 2019)
Steals	4	vs. Saint Francis (Nov. 19, 2018)
Minutes	28	vs. Florida A&M (Jan. 2, 2021)

SUPERLATIVES

	'20-21	Career
Double-figure scoring	4	5
Double-figure rebounding	-	-
Double-double	-	-
2+ assists	6	40
Team high scoring*	-	-
Team high rebounding*	-	-
Team high assists*	1	1

includes led, or shared team high
* at Carolina



2020-21 GAME-BY-GAME

Opponent	Date	GS	MIN	Total		3-Pointers		Free throws		Rebounds				PF	A	T/O	BLK	STL	PTS	AVG	
				FG-FGA	PCT	3FG-3FGA	PCT	FT-FTA	PCT	OFF	DEF	TOT	AVG								
vs Liberty	11/28/2020		16:40	4-7	.571	0-0	.000	0-0	.000	1	0	1	1.0	1	0	2	0	0	8	8.0	
vs Tulsa	11/29/2020		09:15	0-1	.000	0-1	.000	0-0	.000	0	0	0	0.5	3	3	2	0	2	0	4.0	
at Houston	12/05/2020		10:40	0-3	.000	0-1	.000	0-1	.000	0	2	2	1.0	2	1	1	1	0	0	2.7	
Florida A&M	01/02/2021	*	27:32	4-9	.444	0-2	.000	0-1	.000	0	4	4	1.8	3	4	2	0	1	8	4.0	
Texas A&M	01/06/2021	*	26:38	1-5	.200	0-2	.000	0-0	.000	0	2	2	1.8	2	3	6	0	1	2	3.6	
at LSU	01/16/2021	*	15:27	0-4	.000	0-1	.000	0-0	.000	0	2	2	1.8	2	2	2	0	2	0	3.0	
at Missouri	01/19/2021	*	16:36	1-5	.200	0-2	.000	0-0	.000	0	1	1	1.7	2	1	3	0	2	2	2.9	
Auburn	01/23/2021	*	15:19	1-5	.200	0-1	.000	2-2	1.000	0	0	0	1.5	2	1	0	0	2	4	3.0	
Georgia	01/27/2021	*	21:33	3-9	.333	0-1	.000	2-2	1.000	2	1	3	1.7	2	1	3	0	0	8	3.6	
at Vanderbilt	01/30/2021	*	24:16	5-7	.714	1-2	.500	0-0	.000	0	1	1	1.6	2	3	5	0	3	11	4.3	
at Florida	02/03/2021	*	25:56	6-10	.600	0-2	.000	0-0	.000	0	4	4	1.8	3	1	1	0	2	12	5.0	
Mississippi St.	02/06/2021	*	26:42	4-8	.500	2-3	.667	0-0	.000	0	2	2	1.8	1	1	1	0	1	10	5.4	
Alabama	02/09/2021	*	20:15	5-8	.625	0-0	.000	1-2	.500	0	2	2	1.8	4	4	1	0	1	11	5.8	
Ole Miss	02/13/2021	*	21:43	2-7	.286	0-1	.000	0-0	.000	1	1	2	1.9	5	1	4	0	1	4	5.7	
at Tennessee	02/17/2021	*	25:59	1-9	.111	1-4	.250	0-0	.000	0	2	2	1.9	1	7	0	0	1	3	5.5	
Missouri	02/20/2021	*	18:50	3-8	.375	0-1	.000	2-2	1.000	0	2	2	1.9	1	1	1	0	1	8	5.7	
Arkansas	03/02/2021		11:32	2-7	.286	1-3	.333	1-2	.500	0	0	0	1.8	2	1	0	0	0	6	5.7	
Totals			13	334:53	42-112	.375	5-27	.185	8-12	.667	4	26	30	1.8	38	35	34	1	20	97	5.7

Player Averages

Games Played	Minutes/game	Points/game	FG Pct	3FG Pct	FT Pct	Rebounds/game	Assists/game	Turnovers/game	Assist/Turnover ratio	Steals/game	Blocks/game
17	19.7	5.7	37.5	18.5	66.7	1.8	2.1	2.0	1.0	1.2	0.1

PLAYER BIO

2020-21

- > Dished out a season high seven assists at No. 19/20 Tennessee (Feb. 17)
- > Fourth straight game scoring in double figures with 11 vs. No. 11/11 Alabama (Feb. 9); also four assists and a steal
- > Third straight game in double figures with 10 points on 4-of-8 shooting from the field vs. Mississippi State (Feb. 6)
- > Tallied a season high 12 points on 6-of-10 shooting from the field in upset road win at No. 22/23 Florida (Feb. 3)
- > Scored 11 points at Vanderbilt (Jan. 30), for his first double-figure scoring game of the season; also three assists and a team high three steals vs. the Commodores
- > Made first start as a Gamecock, scoring eight points with four rebounds and four assists in home win vs. Florida A&M (Jan. 2)
- > Score eight points in Gamecock debut, hitting 4-of-7 attempts from the floor vs. Liberty (Nov. 28) at the Hall of Fame Classic in Kansas City
- > Dished out three assists and collected two steals in win vs. Tulsa (Nov. 29)

Career Highlights

- > Saw action in 94 career games at North Carolina, averaging 1.8 points and 1.1 rebounds per game; a member of UNC's 2017 national championship team
- > Played prep career at Hammond School in Columbia, averaging 18.9 points, 4.5 rebounds and five assists per game as a senior
- > Helped 2015 Hammond squad capture state championship
- > Twice named Mr. Basketball in the state of South Carolina, while collecting other accolades such as all-region and all-state honors, while also being named the South Carolina Independent Schools Association Player of the Year four times during prep career

Personal

- > A psychology major
- > Son of Luis and Monica Woods
- > Youngest of six siblings - has four brothers, Eric, Chris, Charles and Louis, and a sister, Octavia
- > Lists Demarcus Cousins as his favorite NBA player

CAREER STATS

SEASON	TEAM	GP-GS	MIN/AVG	Field Goals		3-Point		F-Throws		Rebounds				Scoring						
				FG-FGA	FG%	3FG-FGA	3FG%	FT-FTA	FT%	OFF	DEF	TOT	AVG	PF-FO	AST	TO	BLK	STL	PTS	AVG
2016-17	UNC	40-0	309/7.7	17-60	.283	2-11	.182	25-41	.610	6	49	55	1.4	28-1	49	42	2	21	61	1.5
2017-18	UNC	20-0	140/7.0	9-30	.300	0-4	.000	4-5	.800	1	13	14	0.7	21-0	20	12	1	6	22	1.1
2018-19	UNC	34-1	367/10.8	31-74	.419	4-10	.400	18-28	.643	4	29	33	1.0	39-0	71	51	4	30	84	2.5
2020-21	USC	17-13	335/19.7	42-112	.375	5-27	.185	8-12	.667	4	26	30	1.8	38-1	35	34	1	20	97	5.7
TOTAL FOR USC		17-13	335/19.7	42-112	.375	5-27	.185	8-12	.667	4	26	30	1.8	38-1	35	34	1	20	97	5.7
TOTAL		111-14	1151/10.4	99-276	.359	11-52	.212	55-86	.640	15	117	132	1.2	126-2	175	139	8	77	264	2.4

THE LAST TIME IN SOUTH CAROLINA BASKETBALL

AN INDIVIDUAL ...

Scored 20 or more points:	South Carolina: Jermaine Cousnard (23), at Georgia (Feb. 27, 2021), in Athens, Ga. Opponent: Moody (28), Smith (22), Notae (21), Arkansas, March 2, 2021, in Columbia, S.C.
Scored 30 or more points:	South Carolina: AJ Lawson (30) vs. Texas A&M (Jan. 6, 2021) Opponent: Devontae Shuler (31), vs. Ole Miss (Feb. 13, 2021), in Columbia, S.C.
Scored 35 or more points:	South Carolina: Sindarius Thornwell (44) vs. Alabama, Feb. 7, 2017, in Columbia, S.C. Opponent: Anthony Edwards (36), Georgia, Feb. 26, 2020, in Columbia, S.C.
Scored 40 or more points:	South Carolina: Sindarius Thornwell (44), vs. Alabama, Feb. 7, 2017, in Columbia, S.C. Opponent: Austin Carr (43), Notre Dame, Dec. 30, 1969, in New Orleans, La.
Collected 20 or more rebounds:	South Carolina: Sindarius Thornwell (21), vs. Alabama, Feb. 7, 2017, in Columbia, S.C. Opponent: Ekpe Udoh (20), Baylor, Jan. 2, 2010, in Columbia, S.C.
Collected 15 or more rebounds:	South Carolina: Chris Silva (17), vs. Texas A&M, March 5, 2019, in College Station, Texas Opponent: Reggie Perry (16), Miss. State, March 3, 2020, in Columbia, S.C.
Made 12 or more field goals:	South Carolina: Laimonas Chatkevicius (15), vs. High Point, March 5, 2016, in Columbia, S.C. Opponent: Breein Tyree (12), Ole Miss, Feb. 5, 2020, in Oxford, Miss.
Made 10 or more field goals:	Keyshawn Bryant (10), at LSU, Jan. 16, 2021, in Baton Rouge, La. Opponent: Moses Moody (10), Arkansas, March 2, 2021, in Columbia, S.C.
Attempted 20 or more field goals:	South Carolina: AJ Lawson (20), at Tennessee (Feb. 17, 2021), in Knoxville, Tenn. Opponent: Anthony Edwards (22), Georgia, Feb. 26, 2020, in Columbia, S.C.
Attempted 25 or more field goals:	South Carolina: Sindarius Thornwell (25), vs. Alabama, Feb. 7, 2017, in Columbia, S.C. Opponent: Kemmy Burgess (26), Alaska-Anchorage, Nov. 24, 2005, in Anchorage, Alaska
Dished 10 or more assists:	South Carolina: Jermaine Cousnard (10), vs. Miss. State, March 3, 2020, in Columbia, S.C. Opponent: Sharife Cooper (12), Auburn (Jan. 23, 2021), in Columbia, S.C.
Swiped 5 or more steals:	South Carolina: AJ Lawson (5), at LSU, Jan. 16, 2021, in Baton Rouge, La. Opponent: J.D. Notae (5), Arkansas, March 2, 2021, in Columbia, S.C.
Blocked 5 or more shots:	South Carolina: Maik Kotsar (6), vs. North Greenville, Dec. 31, 2018, in Columbia, S.C. Opponent: Abdul Adu (6), Mississippi State, Feb. 23, 2019, in Starkville, Miss.
Made 5 or more 3-point field goals:	South Carolina: AJ Lawson (5), vs. Alabama (Feb. 9, 2021), in Columbia, S.C. Opponent: Victor Bailey Jr. (7), Tennessee (Feb. 17, 2021), in Knoxville, Tenn.
Attempted 8 or more 3-point field goals:	South Carolina: AJ Lawson (9), vs. Arkansas, March 2, 2021, in Columbia, S.C. Opponent: Moody (9), Notae (8), Arkansas, March 2, 2021, in Columbia, S.C.
Made 10 or more free throws:	South Carolina: AJ Lawson (12), vs. Cleveland State, Nov. 15, 2019, in Columbia, S.C. Opponent: Devontae Shuler (13), vs. Ole Miss (Feb. 13, 2021), in Columbia, S.C.
Attempted 15 or more free throws:	South Carolina: Chris Silva (16), vs. Georgia, March 9, 2019, in Columbia, S.C. Opponent: Devontae Shuler (16), vs. Ole Miss (Feb. 13, 2021), in Columbia, S.C.
Played all 40 minutes of regulation:	South Carolina: AJ Lawson, at LSU, Jan. 16, 2021, in Baton Rouge, La. Opponent: Herbert Jones, Alabama, Feb. 29, 2020, in Tuscaloosa, Ala.
A player hit a last-second shot (within 3 seconds) to win a game:	South Carolina: Jermaine Cousnard (3-pointer), vs. Kentucky, Jan. 15, 2020, in Columbia, S.C. Opponent: JJ Frazier (Free Throws), Georgia, March 11, 2016, in Nashville, Tenn.
A player had a double-double:	South Carolina: Keyshawn Bryant (19 points, 10 rebounds), vs. Georgia (Jan. 27, 2021), in Columbia, S.C. Opponent: Sharife Cooper (16 points, 12 assists), Auburn (Jan. 23, 2021), in Columbia, S.C.
Two or more players had a double-double:	South Carolina: Maik Kotsar (19 points, 10 rebounds) & Keyshawn Bryant (16 points, 10 rebounds), vs. Georgia, Feb. 26, 2020, in Columbia, S.C. Opponent: Nicolas Claxton (13 points, 10 rebounds) & Derek Ogbeide (11 points, 10 rebounds), Georgia, March 9, 2019, in Columbia, S.C..
A player had a triple-double:	South Carolina: Sam Muldrow (16 points, 14 rebounds, 10 blocks) vs. Vanderbilt, Jan. 8, 2011, in Columbia, S.C. Opponent: Daniel Hackett (Southern California - 22 points, 10 rebounds, 10 assists), Nov. 17, 2007, in Columbia, S.C. <i>*** Only second triple-double in South Carolina history (Chuck Eidson (25 points, 10 rebounds, 10 assists) vs. SC State, Nov. 29, 2002, in Columbia, S.C.))</i>
Scored 30 or more points in back-to-back games:	South Carolina: Devan Downey, 30 vs. Kentucky, Jan. 26, 2010, in Columbia, S.C. 33 vs. Georgia, Jan. 30, 2010, in Columbia, S.C.
Scored 25 or more points in back-to-back games:	South Carolina: AJ Lawson, 25 vs. Florida A&M, Jan. 2, 2021 30 vs. Texas A&M, Jan. 6, 2021

A TEAM ...

Scored 100 or more points:	South Carolina: 103 vs. The Citadel, Nov. 12, 2007, in Columbia, S.C. Opponent: 101, Arkansas, March 2, 2021, in Columbia, S.C.
Scored 50 points or less:	South Carolina: 47, vs. Wichita State, Nov. 26, 2019, in Cancun Opponent: 32, Wyoming, Nov. 10, 2019, in Columbia, S.C.
Scored 50 points in a half:	South Carolina: 50 (2nd half), at Georgia (Feb. 27, 2021), in Athens, Ga. Opponent: 52 (2nd) half, Arkansas, March 2, 2021, in Columbia, S.C.
Failed to score 25 points in a half:	South Carolina: 23 (1st half), at Mississippi State (Feb. 24, 2021), in Starkville, Miss. Opponent: 20 (1st half), Georgia, Feb. 12, 2020, in Athens, Ga.

Collected 50 or more rebounds:	South Carolina: 50, vs. USC Upstate, Nov. 6, 2018, in Columbia Opponent: 50, Kentucky, Feb. 5, 2019, in Lexington, Ky.
Shot 60% or better from the field:	South Carolina: 60.0% (39-65), vs. High Point, March 15, 2016, in Columbia, S.C. Opponent: 69.6% (32-46) Missouri, Feb. 28, 2013, in Columbia, S.C.
Shot 50% or better from the field:	South Carolina: 53.6% (37-69), at Georgia (Feb. 27, 2021), in Athens, Ga. Opponent: 55.2% (37-67), Arkansas, March 2, 2021, in Columbia, S.C.
Shot less than 30% from the field:	South Carolina: 29.0% (18-62), at Mississippi State (Feb. 24, 2021), in Starkville, Miss. Opponent: 27.3% (15-55), Texas A&M, Feb. 8, 2020, in Columbia, S.C.
Shot 50% or better from 3-point range (at least 10 attempts):	South Carolina: 56.5% (13-23), vs. Texas A&M, March 5, 2019, in College Station, Texas Opponent: 51.9 (14-27), Auburn (Jan. 23, 2021), in Columbia, S.C.
Shot 20% or less from 3-point range (at least 10 attempts):	South Carolina: 19.0% (4-21), at Mississippi State (Feb. 24, 2021), in Starkville, Miss. Opponent: 15.4% (4-26), vs. Georgia (Jan. 27, 2021), in Columbia, S.C.
Dished 20 or more assists:	South Carolina: 20, at Georgia (Feb. 27, 2021), in Athens, Ga. Opponent: 26, Tennessee (Feb. 17, 2021), in Knoxville, Tenn.
Made 35 or more shots:	South Carolina: 35, vs. Marquette, March 17, 2017, in Greenville, S.C. Opponent: 37, Arkansas, March 2, 2021, in Columbia, S.C.
Attempted 80 or more shots:	South Carolina: 82, vs. Cleveland State, Nov. 15, 2019, in Columbia, S.C. Opponent: 83, LSU, Feb. 10, 1996, in Columbia, S.C.
Attempted 70 or more shots:	South Carolina: 72, vs. Arkansas, March 2, 2021, in Columbia, S.C. Opponent: 70, Auburn (Jan. 23, 2021), in Columbia, S.C.
Made 10 or more 3-pointers:	South Carolina: 10, at Georgia (Feb. 27, 2021), in Athens, Ga. Opponent: 15, Arkansas, March 2, 2021, in Columbia, S.C.
Did not make a 3-pointer:	South Carolina: vs. USC Upstate, Nov. 6, 2018, in Columbia Opponent: Florida, Jan. 18, 2017, in Columbia, S.C.
Attempted 30 or more 3-pointers:	South Carolina: 30, vs. Texas A&M (Jan. 6, 2021) Opponent: 33, Arkansas, March 2, 2021, in Columbia, S.C.
Attempted 25 or more 3-pointers:	South Carolina: 25, vs. Alabama (Feb. 9, 2021), in Columbia, S.C. Opponent: 33, Arkansas, March 2, 2021, in Columbia, S.C.
Made 30 or more free throws:	South Carolina: 35, vs. Alabama, Feb. 7, 2017, in Columbia, S.C. Opponent: 34, Ole Miss (Feb. 13, 2021), in Columbia, S.C.
Attempted 40 or more free throws:	South Carolina: 50, vs. Alabama, Feb. 7, 2017, in Columbia, S.C. Opponent: 44, Ole Miss (Feb. 13, 2021), in Columbia, S.C.
Swiped 15 or more steals:	South Carolina: 15, at Georgia (Feb. 27, 2021), in Athens, Ga. Opponent: 15, Monmouth, Nov. 15, 2016, in Columbia, S.C.
Blocked 12 or more shots:	South Carolina: 12, vs. Coastal Carolina, Nov. 30, 2018, in Coulmbia, S.C. Opponent: 12, Florida (Feb. 3, 2021), in Gainesville, Fla.
Blocked 8 or more shots:	South Carolina: 8, vs. Texas A&M, Feb. 8, 2020, in Columbia, S.C. Opponent: 8, Alabama (Feb. 9, 2021), in Columbia, S.C.
Won by 30 or more points:	South Carolina: 34, vs. Wyoming, Nov. 10, 2019, in Columbia, S.C. Opponent: 34, Kentucky, Feb. 14, 2015, in Lexington, Ky.
Won by 20 or more points:	South Carolina: 21, at Georgia (Feb. 27, 2021), in Athens, Ga. Opponent: 28, Arkansas, March 2, 2021, in Columbia, S.C.
Played a single overtime game:	Win: 90-94 vs. Georgia, Feb. 26, 2020, in Columbia, S.C. Loss: 72-68 at Mississippi State, Feb. 24, 2018, in Starkville, Miss.
Played a double overtime game:	Win: 87-85 vs. WKU, Nov. 27, 2010, in Bowling Green, Ky. Loss: 98-88 vs. Louisville, Feb. 20, 1988, in Columbia, S.C.
South Carolina played a No. 1 Team in the country:	Win: 68-62 vs. No. 1/1 Kentucky, Jan. 26, 2010, in Columbia, S.C. Loss: 85-73 loss to No. 1/1 Tennessee, Feb. 13, 2019, in Knoxville, Tenn.
South Carolina played a top-5 opponent:	Win: 68-62 vs. No. 1/1 Kentucky, Jan. 26, 2010, in Columbia, S.C. Loss: 85-73 loss to No. 1/1 Tennessee, Feb. 13, 2019, in Knoxville, Tenn.
South Carolina played a top-10 opponent:	Win: 81-78 win vs. No. 10/12 Kentucky, Jan. 15, 2020, in Columbia, S.C. Loss: 77-67 loss at No. 10 Houston, Dec. 5, 2020, in Houston, Texas
South Carolina played a top-25 opponent:	Win: 77-62 win at No. 22/23 Florida, Feb. 3, 2021, in Gainesville, Fla. Loss: 101-73 loss vs. Arkansas, March 2, 2021, in Columbia, S.C.
South Carolina defeated a ranked opponent:	Home: 81-78 win vs. No. 10/12 Kentucky, Jan. 15, 2020, in Columbia, S.C. Away: 77-62 win at Florida, Feb. 3, 2021, in Gainesville, Fla. Neutral: 77-70 vs. No. 20/17 Florida, March 26, 2017, in New York City SEC Home: 81-78 win vs. No. 10/12 Kentucky, Jan. 15, 2020, in Columbia, S.C. SEC Away: 77-72 win at No. 20/22 Florida, Jan. 24, 2018, in Gainesville, Fla. Non-conference away: 70-59 win at No. 9/7 Virginia, Dec. 22, 2019, in Charlottesville, Va.
South Carolina defeated a top-10 opponent:	Home: 81-78 win vs. No. 10/12 Kentucky, Jan. 15, 2020, in Columbia, S.C. Away: 70-59 win at No. 9/7 Virginia, Dec. 22, 2019, in Charlottesville, Va. Neutral: 88-81 win vs. No. 7/7 Duke, March 19, 2017, in Greenville, S.C.
A South Carolina win opened the season:	Home: 77-55 win vs. North Alabama on Nov. 6, 2019, in Columbia, S.C. Away: 73-52 win at Wofford on Nov. 10, 2017, in Spartanburg, S.C. Neutral: 74-61 win vs. Chaminade, Nov. 19, 2001, in Maui, Hawaii (Maui Invite)
South Carolina opened SEC play:	Home: 78-54 win vs. Texas A&M, Jan. 6, 2021, in Columbia, S.C. Away: 85-80 loss at LSU, Jan. 16, 2021, in Baton Rouge, La.



2020-21 South Carolina Men's Basketball Combined Team Statistics All games

Game Records

Record	Overall	Home	Away	Neutral
ALL GAMES	6-13	3-6	2-6	1-1
CONFERENCE	4-11	2-6	2-5	0-0
NON-CONFERENCE	2-2	1-0	0-1	1-1

Score by Periods

Team	1st	2nd	OT	TOT
South Carolina	646	754	0	1400
Opponents	745	749	0	1494

Team Box Score

No.	Player				Total		3-Point		F-Throw		Rebounds											
		GP-GS	MIN	AVG	FG-FGA	FG%	3FG-FGA	3FG%	FT-FTA	FT%	OFF	DEF	TOT	AVG	PF	DQ	A	TO	BLK	STL	PTS	AVG
00	LAWSON, AJ	19-19	592:54	31.2	112-275	.407	58-158	.367	49-72	.681	19	59	78	4.1	34	0	26	28	3	29	331	17.4
24	BRYANT, Keyshawn	17-7	454:39	26.7	96-199	.482	5-26	.192	46-72	.639	27	66	93	5.5	42	1	21	46	17	24	243	14.3
5	COUISNARD, Jermaine	17-14	459:46	27.0	58-192	.302	26-90	.289	29-50	.580	13	38	51	3.0	33	0	54	44	2	22	171	10.1
10	MINAYA, Justin	18-17	546:28	30.4	50-128	.391	17-69	.246	15-24	.625	48	71	119	6.6	37	0	32	18	13	14	132	7.3
12	HANNIBAL, Trae	18-0	275:10	15.3	36-73	.493	7-12	.583	33-36	.917	16	39	55	3.1	31	0	32	36	1	19	112	6.2
23	WOODS, Seventh	17-13	334:53	19.7	42-112	.375	5-27	.185	8-12	.667	4	26	30	1.8	38	1	35	34	1	20	97	5.7
15	LEVEQUE, Wildens	19-14	350:51	18.5	41-75	.547	0-0	.000	25-39	.641	42	51	93	4.9	55	0	11	22	13	9	107	5.6
1	MOSS, TJ	16-3	268:44	16.8	24-61	.393	11-34	.324	8-10	.800	4	11	15	0.9	26	0	33	25	1	15	67	4.2
4	MCCREARY, Jalyne	15-0	189:34	12.6	27-58	.466	0-1	.000	4-10	.400	20	19	39	2.6	42	0	4	16	15	7	58	3.9
20	FRINK, Alanzo	3-3	55:17	18.4	4-9	.444	0-2	.000	2-4	.500	3	8	11	3.7	5	0	0	4	1	0	10	3.3
21	BENSON, Ja'Von	2-0	20:56	10.5	2-6	.333	1-2	.500	1-4	.250	2	3	5	2.5	1	0	2	0	0	0	6	3.0
2	ANDERSON, Trey	11-1	77:46	7.1	12-20	.600	2-7	.286	2-5	.400	8	4	12	1.1	8	0	4	1	0	1	28	2.5
50	MINOTT, Tre-Vaughn	6-2	50:11	8.4	7-13	.538	0-0	.000	0-2	.000	6	8	14	2.3	6	0	0	3	3	0	14	2.3
14	NELSON, Nathan	13-2	107:48	8.3	8-12	.667	6-8	.750	2-2	1.000	1	5	6	0.5	9	0	2	2	0	5	24	1.8
13	GREEN, Mike	4-0	13:27	3.4	0-4	.000	0-2	.000	0-0	.000	0	0	0	0.0	0	0	0	2	0	2	0	0.0
44	COOPER JR., Ford	1-0	01:36	1.6	0-0	.000	0-0	.000	0-0	.000	0	0	0	0.0	0	0	0	0	0	0	0	0.0
Team											37	29	66					5				
Total		19	3800		519-1237	.420	138-438	.315	224-342	.655	250	437	687	36.2	367	2	256	286	70	167	1400	73.7
Opponents		19	3805		505-1097	.460	149-412	.362	335-440	.761	195	514	709	37.3	338	5	279	320	81	150	1494	78.6

Team Statistics

	USC	OPP
Scoring	1400	1494
Points per game	73.7	78.6
Scoring margin	-4.9	-
Field goals-att	519-1237	505-1097
Field goal pct	.420	.460
3 point fg-att	138-438	149-412
3-point FG pct	.315	.362
3-pt FG made per game	7.3	7.8
Free throws-att	224-342	335-440
Free throw pct	.655	.761
F-Throws made per game	11.8	17.6
Rebounds	687	709
Rebounds per game	36.2	37.3
Rebounding margin	-1.2	-
Assists	256	279
Assists per game	13.5	14.7
Turnovers	286	320
Turnovers per game	15.1	16.8
Turnover margin	+1.8	-
Assist/turnover ratio	0.9	0.9
Steals	167	150
Steals per game	8.8	7.9
Blocks	70	81
Blocks per game	3.7	4.3
Winning streak	0	-
Home win streak	0	-
Attendance	28582	13191
Home games-Avg/Game	9-3176	8-1649
Neutral site-Avg/Game	-	2-0

Team Results

Date	Opponent		Score	Att.
11/28/2020	vs Liberty	L	62-78	0
11/29/2020	vs Tulsa	W	69-58	0
12/05/2020	at Houston	L	67-77	1859
01/02/2021	Florida A&M	W	78-71	3100
01/06/2021	Texas A&M	W	78-54	3160
01/16/2021	at LSU	L	80-85	2143
01/19/2021	at Missouri	L	70-81	0
01/23/2021	Auburn	L	86-109	3250
01/27/2021	Georgia	W	83-59	3156
01/30/2021	at Vanderbilt	L	81-93	78
02/03/2021	at Florida	W	72-66	2282
02/06/2021	Mississippi St.	L	59-75	3208
02/09/2021	Alabama	L	78-81	3089
02/13/2021	Ole Miss	L	74-81	3250
02/17/2021	at Tennessee	L	73-93	4191
02/20/2021	Missouri	L	78-93	3176
02/24/2021	at Mississippi St.	L	48-69	1000
02/27/2021	at Georgia	W	91-70	1638
03/02/2021	Arkansas	L	73-101	3193



**2020-21 South Carolina Men's Basketball
Combined Team Statistics
In Conference games**

Game Records

Record	Overall	Home	Away	Neutral
ALL GAMES	4-11	2-6	2-5	0-0
CONFERENCE	4-11	2-6	2-5	0-0
NON-CONFERENCE	0-0	0-0	0-0	0-0

Score by Periods

Team	1st	2nd	OT	TOT
South Carolina	513	611	0	1124
Opponents	603	607	0	1210

Team Box Score

No.	Player	Total			3-Point		F-Throw		Rebounds				PF DQ A TO BLK STL PTS AVG									
		GP-GS	MIN	AVG	FG-FGA	FG%	3FG-FGA	3FG%	FT-FTA	FT%	OFF	DEF	TOT	AVG	PF	DQ	A	TO	BLK	STL	PTS	AVG
00	LAWSON, AJ	15-15	477:21	31.8	91-230	.396	49-131	.374	41-60	.683	17	48	65	4.3	28	0	20	24	2	24	272	18.1
24	BRYANT, Keyshawn	14-4	391:23	28.0	87-177	.492	5-22	.227	42-66	.636	22	61	83	5.9	35	1	20	37	17	23	221	15.8
5	COUISNARD, Jermaine	13-10	342:41	26.4	38-138	.275	19-67	.284	21-33	.636	10	32	42	3.2	25	0	41	34	2	13	116	8.9
10	MINAYA, Justin	14-13	423:21	30.2	37-100	.370	12-54	.222	10-18	.556	41	50	91	6.5	29	0	27	10	10	12	96	6.9
12	HANNIBAL, Trae	14-0	216:16	15.4	30-57	.526	6-10	.600	28-31	.903	13	28	41	2.9	26	0	25	27	1	16	94	6.7
23	WOODS, Seventh	13-12	270:46	20.8	34-92	.370	5-23	.217	8-10	.800	3	20	23	1.8	29	1	27	27	0	17	81	6.2
15	LEVEQUE, Wildens	15-13	285:44	19.0	37-63	.587	0-0	.000	14-23	.609	33	44	77	5.1	41	0	10	18	13	7	88	5.9
4	MCCREARY, Jalyn	12-0	154:50	12.9	22-49	.449	0-0	.000	2-6	.333	18	13	31	2.6	35	0	4	12	13	7	46	3.8
1	MOSS, TJ	13-3	204:12	15.7	18-51	.353	8-30	.267	4-5	.800	3	8	11	0.8	21	0	28	19	1	10	48	3.7
2	ANDERSON, Trey	8-1	55:16	6.9	10-16	.625	2-6	.333	2-5	.400	7	2	9	1.1	5	0	3	0	0	1	24	3.0
50	MINOTT, Tre-Vaughn	6-2	50:11	8.4	7-13	.538	0-0	.000	0-2	.000	6	8	14	2.3	6	0	0	3	3	0	14	2.3
14	NELSON, Nathan	13-2	107:48	8.3	8-12	.667	6-8	.750	2-2	1.000	1	5	6	0.5	9	0	2	2	0	5	24	1.8
44	COOPER JR., Ford	1-0	01:36	1.6	0-0	.000	0-0	.000	0-0	.000	0	0	0	0.0	0	0	0	0	0	0	0	0.0
13	GREEN, Mike	4-0	13:27	3.4	0-4	.000	0-2	.000	0-0	.000	0	0	0	0.0	0	0	0	2	0	2	0	0.0
21	BENSON, Ja'Von	1-0	05:08	5.1	0-2	.000	0-1	.000	0-0	.000	0	1	1	1.0	1	0	0	0	0	0	0	0.0
Team											26	22	48					4				
Total		15	3000		419-1004	.417	112-354	.316	174-261	.667	200	342	542	36.1	290	2	207	219	62	137	1124	74.9
Opponents		15	2999		410-885	.463	124-335	.370	266-345	.771	162	418	580	38.7	264	3	232	255	66	123	1210	80.7

Team Statistics

	USC	OPP
Scoring	1124	1210
Points per game	74.9	80.7
Scoring margin	-5.7	-
Field goals-att	419-1004	410-885
Field goal pct	.417	.463
3 point fg-att	112-354	124-335
3-point FG pct	.316	.370
3-pt FG made per game	7.5	8.3
Free throws-att	174-261	266-345
Free throw pct	.667	.771
F-Throws made per game	11.6	17.7
Rebounds	542	580
Rebounds per game	36.1	38.7
Rebounding margin	-2.5	-
Assists	207	232
Assists per game	13.8	15.5
Turnovers	219	255
Turnovers per game	14.6	17.0
Turnover margin	+2.4	-
Assist/turnover ratio	0.9	0.9
Steals	137	123
Steals per game	9.1	8.2
Blocks	62	66
Blocks per game	4.1	4.4
Winning streak	0	-
Home win streak	0	-
Attendance	25482	11332
Home games-Avg/Game	8-3185	7-1619
Neutral site-Avg/Game	-	0-0

Team Results

Date	Opponent		Score	Att.
01/06/2021	Texas A&M	W	78-54	3160
01/16/2021	at LSU	L	80-85	2143
01/19/2021	at Missouri	L	70-81	0
01/23/2021	Auburn	L	86-109	3250
01/27/2021	Georgia	W	83-59	3156
01/30/2021	at Vanderbilt	L	81-93	78
02/03/2021	at Florida	W	72-66	2282
02/06/2021	Mississippi St.	L	59-75	3208
02/09/2021	Alabama	L	78-81	3089
02/13/2021	Ole Miss	L	74-81	3250
02/17/2021	at Tennessee	L	73-93	4191
02/20/2021	Missouri	L	78-93	3176
02/24/2021	at Mississippi St.	L	48-69	1000
02/27/2021	at Georgia	W	91-70	1638
03/02/2021	Arkansas	L	73-101	3193



**2020-21 South Carolina Men's Basketball
Team High/Low Analysis
All games**

South Carolina - Game Highs

POINTS	91		at Georgia (02/27/2021)
	86		Auburn (01/23/2021)
	83		Georgia (01/27/2021)
	81		at Vanderbilt (01/30/2021)
	80		at LSU (01/16/2021)
FIELD GOALS MADE	37		at Georgia (02/27/2021)
	33		Georgia (01/27/2021)
FIELD GOAL ATTEMPTS	75		Georgia (01/27/2021)
	72		Arkansas (03/02/2021)
	72		Alabama (02/09/2021)
FIELD GOAL PERCENTAGE	.536	(37-69)	at Georgia (02/27/2021)
	.500	(31-62)	at Vanderbilt (01/30/2021)
3 PT FG MADE	10		at Georgia (02/27/2021)
	10		at Tennessee (02/17/2021)
	10		at Vanderbilt (01/30/2021)
	10		Texas A&M (01/06/2021)
3 PT FG ATTEMPTS	30		Texas A&M (01/06/2021)
	29		at LSU (01/16/2021)
3 PT FG PERCENTAGE	.474	(9-19)	Georgia (01/27/2021)
	.435	(10-23)	at Georgia (02/27/2021)
	.435	(10-23)	at Vanderbilt (01/30/2021)
FREE THROWS MADE	22		Ole Miss (02/13/2021)
	21		Auburn (01/23/2021)
FREE THROW ATTEMPTS	29		Ole Miss (02/13/2021)
	29		Auburn (01/23/2021)
	29		at Houston (12/05/2020)
FREE THROW PERCENTAGE	.917	(11-12)	at Tennessee (02/17/2021)
	.800	(8-10)	Georgia (01/27/2021)
REBOUNDS	45		Georgia (01/27/2021)
	45		Texas A&M (01/06/2021)
ASSISTS	20		at Georgia (02/27/2021)
	18		at LSU (01/16/2021)
STEALS	15		at Georgia (02/27/2021)
	14		Ole Miss (02/13/2021)
BLOCKED SHOTS	7		Alabama (02/09/2021)
	7		Georgia (01/27/2021)
TURNOVERS	24		vs Tulsa (N) (11/29/2020)
	19		Ole Miss (02/13/2021)
	19		Alabama (02/09/2021)
	19		at Houston (12/05/2020)
FOULS	26		at Houston (12/05/2020)
	25		Ole Miss (02/13/2021)



**2020-21 South Carolina Men's Basketball
Team High/Low Analysis
All games**

Opponent - Game Highs

POINTS	109	Auburn (01/23/2021)
	101	Arkansas (03/02/2021)
	93	Missouri (02/20/2021)
	93	at Tennessee (02/17/2021)
	93	at Vanderbilt (01/30/2021)
FIELD GOALS MADE	40	Auburn (01/23/2021)
	37	Arkansas (03/02/2021)
FIELD GOAL ATTEMPTS	77	Auburn (01/23/2021)
	68	Alabama (02/09/2021)
FIELD GOAL PERCENTAGE	.583 (28-48)	at Missouri (01/19/2021)
	.576 (34-59)	Missouri (02/20/2021)
3 PT FG MADE	15	Arkansas (03/02/2021)
	14	Auburn (01/23/2021)
3 PT FG ATTEMPTS	34	Alabama (02/09/2021)
	33	Arkansas (03/02/2021)
	33	at Vanderbilt (01/30/2021)
3 PT FG PERCENTAGE	.526 (10-19)	Mississippi St. (02/06/2021)
	.519 (14-27)	Auburn (01/23/2021)
FREE THROWS MADE	34	Ole Miss (02/13/2021)
	31	at Houston (12/05/2020)
FREE THROW ATTEMPTS	44	Ole Miss (02/13/2021)
	38	at Houston (12/05/2020)
FREE THROW PERCENTAGE	.938 (15-16)	Auburn (01/23/2021)
	.923 (12-13)	Arkansas (03/02/2021)
REBOUNDS	49	at Mississippi St. (02/24/2021)
	46	Mississippi St. (02/06/2021)
	46	Auburn (01/23/2021)
ASSISTS	26	at Tennessee (02/17/2021)
	21	at Vanderbilt (01/30/2021)
	21	Auburn (01/23/2021)
STEALS	11	Ole Miss (02/13/2021)
	11	at Houston (12/05/2020)
BLOCKED SHOTS	12	at Florida (02/03/2021)
	8	Alabama (02/09/2021)
	8	at Houston (12/05/2020)
TURNOVERS	24	vs Tulsa (N) (11/29/2020)
	22	Alabama (02/09/2021)
FOULS	25	at Houston (12/05/2020)
	22	Mississippi St. (02/06/2021)
	22	at Missouri (01/19/2021)



**2020-21 South Carolina Men's Basketball
Team High/Low Analysis
All games**

South Carolina - Game Lows

POINTS	48		at Mississippi St. (02/24/2021)
	59		Mississippi St. (02/06/2021)
	62		vs Liberty (N) (11/28/2020)
	67		at Houston (12/05/2020)
	69		vs Tulsa (N) (11/29/2020)
FIELD GOALS MADE	18		at Mississippi St. (02/24/2021)
	19		Mississippi St. (02/06/2021)
FIELD GOAL ATTEMPTS	50		at Houston (12/05/2020)
	54		vs Tulsa (N) (11/29/2020)
FIELD GOAL PERCENTAGE	.290	(18-62)	at Mississippi St. (02/24/2021)
	.311	(19-61)	Mississippi St. (02/06/2021)
3 PT FG MADE	3		vs Liberty (N) (11/28/2020)
	4		at Mississippi St. (02/24/2021)
	4		at Florida (02/03/2021)
3 PT FG ATTEMPTS	17		at Houston (12/05/2020)
	17		vs Liberty (N) (11/28/2020)
3 PT FG PERCENTAGE	.176	(3-17)	vs Liberty (N) (11/28/2020)
	.190	(4-21)	at Mississippi St. (02/24/2021)
FREE THROWS MADE	6		at Florida (02/03/2021)
	7		at Georgia (02/27/2021)
FREE THROW ATTEMPTS	10		at Florida (02/03/2021)
	10		Georgia (01/27/2021)
FREE THROW PERCENTAGE	.421	(8-19)	at Missouri (01/19/2021)
	.538	(7-13)	at Georgia (02/27/2021)
REBOUNDS	24		at Mississippi St. (02/24/2021)
	30		Mississippi St. (02/06/2021)
ASSISTS	7		vs Liberty (N) (11/28/2020)
	8		Missouri (02/20/2021)
STEALS	2		at Houston (12/05/2020)
	3		Missouri (02/20/2021)
BLOCKED SHOTS	1		at Vanderbilt (01/30/2021)
	2		Arkansas (03/02/2021)
	2		Florida A&M (01/02/2021)
	2		at Houston (12/05/2020)
	2		vs Tulsa (N) (11/29/2020)
	2		vs Liberty (N) (11/28/2020)
TURNOVERS	9		Missouri (02/20/2021)
	11		at Mississippi St. (02/24/2021)
	11		Florida A&M (01/02/2021)
FOULS	14		Arkansas (03/02/2021)
	14		at Mississippi St. (02/24/2021)



**2020-21 South Carolina Men's Basketball
Team High/Low Analysis
All games**

Opponent - Game Lows

POINTS	54 58 59 66 69		Texas A&M (01/06/2021) vs Tulsa (N) (11/29/2020) Georgia (01/27/2021) at Florida (02/03/2021) at Mississippi St. (02/24/2021)
FIELD GOALS MADE	17 21 21 21		Texas A&M (01/06/2021) Georgia (01/27/2021) at Houston (12/05/2020) vs Tulsa (N) (11/29/2020)
FIELD GOAL ATTEMPTS	44 48 48		Ole Miss (02/13/2021) at Missouri (01/19/2021) vs Liberty (N) (11/28/2020)
FIELD GOAL PERCENTAGE	.318 .340	(21-66) (17-50)	Georgia (01/27/2021) Texas A&M (01/06/2021)
3 PT FG MADE	3 4 4 4 4		Ole Miss (02/13/2021) at Mississippi St. (02/24/2021) Georgia (01/27/2021) at Houston (12/05/2020) vs Tulsa (N) (11/29/2020)
3 PT FG ATTEMPTS	10 12		Ole Miss (02/13/2021) at Mississippi St. (02/24/2021)
3 PT FG PERCENTAGE	.154 .200	(4-26) (5-25)	Georgia (01/27/2021) Texas A&M (01/06/2021)
FREE THROWS MADE	9 12 12		at Florida (02/03/2021) Arkansas (03/02/2021) vs Tulsa (N) (11/29/2020)
FREE THROW ATTEMPTS	13 15		Arkansas (03/02/2021) at Florida (02/03/2021)
FREE THROW PERCENTAGE	.600 .600	(12-20) (9-15)	vs Tulsa (N) (11/29/2020) at Florida (02/03/2021)
REBOUNDS	27 29		vs Liberty (N) (11/28/2020) vs Tulsa (N) (11/29/2020)
ASSISTS	10 10 10		at LSU (01/16/2021) at Houston (12/05/2020) vs Tulsa (N) (11/29/2020)
STEALS	3 4		vs Liberty (N) (11/28/2020) Auburn (01/23/2021)
BLOCKED SHOTS	1 1 1		Missouri (02/20/2021) Texas A&M (01/06/2021) vs Tulsa (N) (11/29/2020)
TURNOVERS	9 9		Missouri (02/20/2021) at Houston (12/05/2020)
FOULS	12 14 14 14		vs Tulsa (N) (11/29/2020) at Georgia (02/27/2021) at Tennessee (02/17/2021) Georgia (01/27/2021)



**2020-21 South Carolina Men's Basketball
Player Highs Analysis
All games**

South Carolina - Individual Game Highs

POINTS	30		AJ Lawson vs Texas A&M (01/06/2021)
	26		Keyshawn Bryant at LSU (01/16/2021)
	25		AJ Lawson vs Florida A&M (01/02/2021)
	24		Keyshawn Bryant vs Auburn (01/23/2021)
	23		Jermaine Couisnard at Georgia (02/27/2021)
	23		AJ Lawson vs Auburn (01/23/2021)
FIELD GOALS MADE	10		Keyshawn Bryant at LSU (01/16/2021)
	10		AJ Lawson vs Texas A&M (01/06/2021)
FIELD GOAL ATTEMPTS	22		AJ Lawson vs Texas A&M (01/06/2021)
	20		AJ Lawson at Tennessee (02/17/2021)
FIELD GOAL PERCENTAGE (min 5 made)	1.000	(6-6)	Trae Hannibal vs Missouri (02/20/2021)
	.857	(6-7)	Wildens Leveque vs Ole Miss (02/13/2021)
3 PT FG MADE	6		AJ Lawson vs Auburn (01/23/2021)
	5		AJ Lawson vs Alabama (02/09/2021)
	5		Jermaine Couisnard vs Texas A&M (01/06/2021)
3 PT FG ATTEMPTS	14		AJ Lawson at LSU (01/16/2021)
	13		AJ Lawson vs Alabama (02/09/2021)
3 PT FG PERCENTAGE (min 2 made)	1.000	(3-3)	Justin Minaya at Houston (12/05/2020)
	1.000	(2-2)	Trae Hannibal vs Missouri (02/20/2021)
	1.000	(2-2)	TJ Moss at Houston (12/05/2020)
FREE THROWS MADE	8		AJ Lawson vs Missouri (02/20/2021)
	8		Trae Hannibal vs Ole Miss (02/13/2021)
FREE THROW ATTEMPTS	10		AJ Lawson vs Missouri (02/20/2021)
	10		Jermaine Couisnard vs Auburn (01/23/2021)
FREE THROW PERCENTAGE (min 3 made)	1.000	(8-8)	Trae Hannibal vs Ole Miss (02/13/2021)
	1.000	(6-6)	Keyshawn Bryant at Tennessee (02/17/2021)
	1.000	(4-4)	Trae Hannibal at Florida (02/03/2021)
	1.000	(4-4)	AJ Lawson at Vanderbilt (01/30/2021)
	1.000	(4-4)	AJ Lawson vs Florida A&M (01/02/2021)
	1.000	(4-4)	Trae Hannibal at Houston (12/05/2020)
	1.000	(4-4)	Wildens Leveque vs Liberty (N) (11/28/2020)
	1.000	(3-3)	Keyshawn Bryant vs Ole Miss (02/13/2021)
	1.000	(3-3)	Keyshawn Bryant vs Georgia (01/27/2021)
REBOUNDS	11		Justin Minaya at Missouri (01/19/2021)
	10		Wildens Leveque vs Mississippi St. (02/06/2021)
	10		Keyshawn Bryant vs Georgia (01/27/2021)
	10		Wildens Leveque vs Auburn (01/23/2021)
	10		Justin Minaya at LSU (01/16/2021)
	10		Justin Minaya vs Florida A&M (01/02/2021)
ASSISTS	7		TJ Moss vs Arkansas (03/02/2021)
	7		Seventh Woods at Tennessee (02/17/2021)
STEALS	5		AJ Lawson at LSU (01/16/2021)
	4		AJ Lawson at Georgia (02/27/2021)
	4		Trae Hannibal at Georgia (02/27/2021)
	4		Jermaine Couisnard vs Florida A&M (01/02/2021)
	4		TJ Moss vs Tulsa (N) (11/29/2020)
BLOCKED SHOTS	4		Jalyn McCreary vs Georgia (01/27/2021)
	4		Keyshawn Bryant at LSU (01/16/2021)
TURNOVERS	7		Keyshawn Bryant at Tennessee (02/17/2021)
	6		Seventh Woods vs Texas A&M (01/06/2021)
FOULS	5		Seventh Woods vs Ole Miss (02/13/2021)
	5		Keyshawn Bryant vs Ole Miss (02/13/2021)



**2020-21 South Carolina Men's Basketball
Player Highs Analysis
All games**

Opponent - Individual Game Highs

POINTS	31		Devontae Shuler vs Ole Miss (02/13/2021)
	29		Victor Bailey Jr. at Tennessee (02/17/2021)
	29		D.J. Stewart Jr. vs Mississippi St. (02/06/2021)
	29		Maxwell Evans at Vanderbilt (01/30/2021)
	28		Moses Moody vs Arkansas (03/02/2021)
	28		Emanuel Miller vs Texas A&M (01/06/2021)
FIELD GOALS MADE	10		Moses Moody vs Arkansas (03/02/2021)
	10		D.J. Stewart Jr. vs Mississippi St. (02/06/2021)
	10		Emanuel Miller vs Texas A&M (01/06/2021)
FIELD GOAL ATTEMPTS	19		Cameron Thomas at LSU (01/16/2021)
	17		D.J. Stewart Jr. vs Mississippi St. (02/06/2021)
FIELD GOAL PERCENTAGE (min 5 made)	1.000	(5-5)	Jeremiah Tilmon vs Missouri (02/20/2021)
	1.000	(5-5)	Omar Payne at Florida (02/03/2021)
3 PT FG MADE	7		Victor Bailey Jr. at Tennessee (02/17/2021)
	5		Desi Sills vs Arkansas (03/02/2021)
	5		Maxwell Evans at Vanderbilt (01/30/2021)
3 PT FG ATTEMPTS	10		Victor Bailey Jr. at Tennessee (02/17/2021)
	10		John Petty Jr. vs Alabama (02/09/2021)
3 PT FG PERCENTAGE (min 2 made)	1.000	(2-2)	Derek Fountain vs Mississippi St. (02/06/2021)
	.750	(3-4)	Justin Kier at Georgia (02/27/2021)
	.750	(3-4)	Keegan McDowell vs Liberty (N) (11/28/2020)
FREE THROWS MADE	14		Quentin Grimes at Houston (12/05/2020)
	13		Devontae Shuler vs Ole Miss (02/13/2021)
FREE THROW ATTEMPTS	16		Devontae Shuler vs Ole Miss (02/13/2021)
	15		Quentin Grimes at Houston (12/05/2020)
FREE THROW PERCENTAGE (min 3 made)	1.000	(8-8)	Jaden Springer at Tennessee (02/17/2021)
	1.000	(8-8)	Scotty Pippen Jr. at Vanderbilt (01/30/2021)
	1.000	(7-7)	Jeremiah Tilmon vs Missouri (02/20/2021)
	1.000	(6-6)	Allen Flanigan vs Auburn (01/23/2021)
	1.000	(5-5)	D.J. Stewart Jr. vs Mississippi St. (02/06/2021)
	1.000	(4-4)	Moses Moody vs Arkansas (03/02/2021)
	1.000	(4-4)	Andrew Garcia at Georgia (02/27/2021)
	1.000	(4-4)	Torrence Watson vs Missouri (02/20/2021)
	1.000	(4-4)	Jaden Shackelford vs Alabama (02/09/2021)
	1.000	(4-4)	James Rojas vs Alabama (02/09/2021)
	1.000	(4-4)	Iverson Molinar vs Mississippi St. (02/06/2021)
	1.000	(4-4)	P.J. Horne vs Georgia (01/27/2021)
	1.000	(4-4)	Dru Smith at Missouri (01/19/2021)
	1.000	(4-4)	Darius Days at LSU (01/16/2021)
	1.000	(3-3)	Dru Smith vs Missouri (02/20/2021)
	1.000	(3-3)	Robert Allen vs Ole Miss (02/13/2021)
1.000	(3-3)	John Petty Jr. vs Alabama (02/09/2021)	
1.000	(3-3)	JT Thor vs Auburn (01/23/2021)	
REBOUNDS	13		Tolu Smith at Mississippi St. (02/24/2021)
	10		Jeremiah Tilmon at Missouri (01/19/2021)
ASSISTS	12		Sharife Cooper vs Auburn (01/23/2021)
	7		Dru Smith vs Missouri (02/20/2021)
	7		Herbert Jones vs Alabama (02/09/2021)
	7		Scotty Pippen Jr. at Vanderbilt (01/30/2021)
	7		Sahvir Wheeler vs Georgia (01/27/2021)
STEALS	5		JD Notae vs Arkansas (03/02/2021)
	5		Dylan Disu at Vanderbilt (01/30/2021)
BLOCKED SHOTS	7		Colin Castleton at Florida (02/03/2021)
	4		Connor Vanover vs Arkansas (03/02/2021)



2020-21 South Carolina Men's Basketball
Player Highs Analysis
All games

Opponent - Individual Game Highs

TURNOVERS	7	Sahvir Wheeler at Georgia (02/27/2021)
	7	Devontae Shuler vs Ole Miss (02/13/2021)
FOULS	5	Desi Sills vs Arkansas (03/02/2021)
	5	Luis Rodriguez vs Ole Miss (02/13/2021)
	5	Herbert Jones vs Alabama (02/09/2021)
	5	Brison Gresham at Houston (12/05/2020)
	5	Dejon Jarreau at Houston (12/05/2020)



2020-21 South Carolina Men's Basketball
Category Leaders
All games

Points

##	Player	G	Pts	Pts/G
00	Lawson, AJ	19	331	17.4
24	Bryant, Keyshawn	17	243	14.3
5	Couisnard, Jermaine	17	171	10.1
10	Minaya, Justin	18	132	7.3
12	Hannibal, Trae	18	112	6.2
15	Leveque, Wildens	19	107	5.6
23	Woods, Seventh	17	97	5.7
1	Moss, TJ	16	67	4.2
4	McCreary, Jalyn	15	58	3.9
2	Anderson, Trey	11	28	2.5
14	Nelson, Nathan	13	24	1.8
50	Minott, Tre-Vaughn	6	14	2.3
20	Frink, Alanzo	3	10	3.3
21	Benson, Ja'Von	2	6	3.0

Scoring Average

##	Player	G	Pts	Pts/G
00	Lawson, AJ	19	331	17.4
24	Bryant, Keyshawn	17	243	14.3
5	Couisnard, Jermaine	17	171	10.1
10	Minaya, Justin	18	132	7.3
12	Hannibal, Trae	18	112	6.2
23	Woods, Seventh	17	97	5.7
15	Leveque, Wildens	19	107	5.6
1	Moss, TJ	16	67	4.2
4	McCreary, Jalyn	15	58	3.9
20	Frink, Alanzo	3	10	3.3
21	Benson, Ja'Von	2	6	3.0
2	Anderson, Trey	11	28	2.5
50	Minott, Tre-Vaughn	6	14	2.3
14	Nelson, Nathan	13	24	1.8

Field Goal Percentage

##	Player	FG	Att	Pct
14	Nelson, Nathan	8	12	.667
2	Anderson, Trey	12	20	.600
15	Leveque, Wildens	41	75	.547
50	Minott, Tre-Vaughn	7	13	.538
12	Hannibal, Trae	36	73	.493
24	Bryant, Keyshawn	96	199	.482
4	McCreary, Jalyn	27	58	.466
20	Frink, Alanzo	4	9	.444
00	Lawson, AJ	112	275	.407
1	Moss, TJ	24	61	.393
10	Minaya, Justin	50	128	.391
23	Woods, Seventh	42	112	.375
21	Benson, Ja'Von	2	6	.333
5	Couisnard, Jermaine	58	192	.302

Field Goal Attempts

##	Player	G	Att	Att/G
00	Lawson, AJ	19	275	14.5
24	Bryant, Keyshawn	17	199	11.7
5	Couisnard, Jermaine	17	192	11.3
10	Minaya, Justin	18	128	7.1
23	Woods, Seventh	17	112	6.6

Field Goals Made

##	Player	G	Made	Made/G
00	Lawson, AJ	19	112	5.9
24	Bryant, Keyshawn	17	96	5.6
5	Couisnard, Jermaine	17	58	3.4
10	Minaya, Justin	18	50	2.8
23	Woods, Seventh	17	42	2.5



**2020-21 South Carolina Men's Basketball
Category Leaders
All games**

3-Point FG Percentage

##	Player	3FG	Att	Pct
14	Nelson, Nathan	6	8	.750
12	Hannibal, Trae	7	12	.583
21	Benson, Ja'Von	1	2	.500
00	Lawson, AJ	58	158	.367
1	Moss, TJ	11	34	.324
5	Couisnard, Jermaine	26	90	.289
2	Anderson, Trey	2	7	.286
10	Minaya, Justin	17	69	.246
24	Bryant, Keyshawn	5	26	.192
23	Woods, Seventh	5	27	.185

3-Point FG Attempts

##	Player	G	Att	Att/G
00	Lawson, AJ	19	158	8.3
5	Couisnard, Jermaine	17	90	5.3
10	Minaya, Justin	18	69	3.8
1	Moss, TJ	16	34	2.1
23	Woods, Seventh	17	27	1.6

3-Point FG Made

##	Player	G	Made	Made/G
00	Lawson, AJ	19	58	3.1
5	Couisnard, Jermaine	17	26	1.5
10	Minaya, Justin	18	17	0.9
1	Moss, TJ	16	11	0.7
12	Hannibal, Trae	18	7	0.4

Free Throw Percentage

##	Player	Made	Att	Pct
14	Nelson, Nathan	2	2	1.000
12	Hannibal, Trae	33	36	.917
1	Moss, TJ	8	10	.800
00	Lawson, AJ	49	72	.681
23	Woods, Seventh	8	12	.667
15	Leveque, Wildens	25	39	.641
24	Bryant, Keyshawn	46	72	.639
10	Minaya, Justin	15	24	.625
5	Couisnard, Jermaine	29	50	.580
20	Frink, Alanzo	2	4	.500
4	McCreary, Jalyn	4	10	.400
2	Anderson, Trey	2	5	.400
21	Benson, Ja'Von	1	4	.250

Free Throw Attempts

##	Player	G	Att	Att/G
00	Lawson, AJ	19	72	3.8
24	Bryant, Keyshawn	17	72	4.2
5	Couisnard, Jermaine	17	50	2.9
15	Leveque, Wildens	19	39	2.1
12	Hannibal, Trae	18	36	2.0

Free Throws Made

##	Player	G	Made	Made/G
00	Lawson, AJ	19	49	2.6
24	Bryant, Keyshawn	17	46	2.7
12	Hannibal, Trae	18	33	1.8
5	Couisnard, Jermaine	17	29	1.7
15	Leveque, Wildens	19	25	1.3

Rebounds

##	Player	G	Reb	Reb/G
10	Minaya, Justin	18	119	6.6
24	Bryant, Keyshawn	17	93	5.5
15	Leveque, Wildens	19	93	4.9
00	Lawson, AJ	19	78	4.1
12	Hannibal, Trae	18	55	3.1

Assists

##	Player	G	Ast	Ast/G
5	Couisnard, Jermaine	17	54	3.2
23	Woods, Seventh	17	35	2.1
1	Moss, TJ	16	33	2.1
10	Minaya, Justin	18	32	1.8
12	Hannibal, Trae	18	32	1.8

Rebounds Average

##	Player	G	Reb	Reb/G
10	Minaya, Justin	18	119	6.6
24	Bryant, Keyshawn	17	93	5.5
15	Leveque, Wildens	19	93	4.9
00	Lawson, AJ	19	78	4.1
20	Frink, Alanzo	3	11	3.7

Steals

##	Player	G	Stl	Stl/G
00	Lawson, AJ	19	29	1.5
24	Bryant, Keyshawn	17	24	1.4
5	Couisnard, Jermaine	17	22	1.3
23	Woods, Seventh	17	20	1.2
12	Hannibal, Trae	18	19	1.1



2020-21 South Carolina Men's Basketball
Category Leaders
All games

Page 3/3
as of Mar 05, 2021

Offensive Rebounds

##	Player	G	OReb	OReb/G
10	Minaya, Justin	18	48	2.7
15	Leveque, Wildens	19	42	2.2
24	Bryant, Keyshawn	17	27	1.6
4	McCreary, Jalyn	15	20	1.3
00	Lawson, AJ	19	19	1.0

Blocked Shots

##	Player	G	Blk	Blk/G
24	Bryant, Keyshawn	17	17	1.0
4	McCreary, Jalyn	15	15	1.0
10	Minaya, Justin	18	13	0.7
15	Leveque, Wildens	19	13	0.7
00	Lawson, AJ	19	3	0.2

Defensive Rebounds

##	Player	G	DReb	DReb/G
10	Minaya, Justin	18	71	3.9
24	Bryant, Keyshawn	17	66	3.9
00	Lawson, AJ	19	59	3.1
15	Leveque, Wildens	19	51	2.7
12	Hannibal, Trae	18	39	2.2

Minutes

##	Player	G	Min	Min/G
00	Lawson, AJ	19	593	31:12
10	Minaya, Justin	18	546	30:22
5	Cousnard, Jermaine	17	460	27:03
24	Bryant, Keyshawn	17	455	26:45
15	Leveque, Wildens	19	351	18:28

Fouls

##	Player	G	PF	PF/G
15	Leveque, Wildens	19	55	2.9
24	Bryant, Keyshawn	17	42	2.5
4	McCreary, Jalyn	15	42	2.8
23	Woods, Seventh	17	38	2.2
10	Minaya, Justin	18	37	2.1

Turnovers

##	Player	G	TO	TO/G
24	Bryant, Keyshawn	17	46	2.7
5	Cousnard, Jermaine	17	44	2.6
12	Hannibal, Trae	18	36	2.0
23	Woods, Seventh	17	34	2.0
00	Lawson, AJ	19	28	1.5

Foul Outs

##	Player	G	FO
24	Bryant, Keyshawn	17	1
23	Woods, Seventh	17	1