

KENTUCKY

WOMEN'S BASKETBALL®



SEC Tournament Second Round

Thursday, March 4 - approx. 1 p.m. ET
Bon Secours Wellness Arena (3,000) - Greenville, S.C.

UK Athletics Communication and Public Relations · (859) 257-3838 · www.UKathletics.com
Evan Crane (wesley.crane@uky.edu) and Cami Moore (camiran.moore@uky.edu)

TV - SEC Network
PBP: Eric Frede
Analyst: Tamika Catchings

Radio - UK Sports Network
PBP: Darren Headrick
630AM WLAP (Lexington)

Live Stats
kentucky.statbroadcast.com
(home games only)

Tickets (home games)
Ticketmaster.com
Ticket quantities will be limited this season due to COVID-19 regulations.

Follow the Cats
Twitter: @KentuckyWBB
Instagram: @KentuckyWBB
Facebook: /KentuckyWBB

2020-21 KENTUCKY WBB SCHEDULE

November 2020			
25	MURRAY STATE	SEC Network+	W, 86-60
29	BELMONT	SEC Network	W, 70-50
December 2020			
3	at Kansas State^	Big 12 Now/ESPN+	W, 60-49
6	#13/15 INDIANA	ESPNU	W, 72-68
9	MARSHALL	SEC Network+	W, 79-45
13	SAMFORD	SEC Network+	W, 88-54
16	at #24/23 DePaul	DePaul Live Stream	L, 86-82
19	WOFFORD	SEC Network+	W, 98-37
31	#10/10 ARKANSAS*	SEC Network	W, 75-64
January 2021			
3	at Tennessee*	ESPN2	PPD
3	at #12/13 Mississippi State*	ESPN2	W, 92-86ot
7	at #8/7 Texas A&M*	SEC Network	L, 77-60
10	#5/4 SOUTH CAROLINA*	ESPN	L, 75-70
14	at Auburn*	SEC Network	PPD
17	VANDERBILT*	SEC Network	W, 80-73
21	at Auburn*	SEC Network	W, 76-71
24	at No. 25 Tennessee*	ESPN2	L, 70-53
28	ALABAMA* !	SEC Network	W, 81-68
31	MISSOURI*	SEC Network	W, 61-55
February 2021			
4	at Ole Miss*	SEC Network+	L, 60-72
11	#16/19 TENNESSEE* !	SEC Network+	W, 71-56
15	at Florida*	SEC Network	W, 88-80
19	LSU*	SEC Network+	PPD
21	at #2/3 South Carolina*	ESPN	L, 76-55
25	at #17/18 Georgia*	SEC Network	W, 62-58
28	OLE MISS*	SEC Network	L, 73-69
March 2021			
4	2nd Round vs. AU/UF (N1)	SEC Network	1 p.m. ET
21-24	NCAA First & Second Rounds (N2)		TBD
27-30	NCAA Sweet 16 and Elite Eight (N2)		TBD
April 2021			
2 & 4	NCAA Final Four (N2)		TBD

* denotes SEC game; ^ denotes SEC/Big 12 Challenge; All game times are EASTERN STANDARD TIME and subject to change due to TV selection; All home games are ALL CAPS and will be played at Memorial Coliseum unless noted otherwise; ! - Game played at Rupp Arena
N1 - SEC Tournament - Greenville, S.C. (Bon Secours Wellness Arena); N2 - NCAA Tournament - San Antonio, Texas (various arenas)



Record: 16-7, 9-6 SEC
SEC Tournament Seed: 5
Home: 11-2 | **Away:** 4-5 | **Neutral:** 0-0
Ranking: 17 (AP)/19 (Coaches)
Last Game: L, 69-73 vs. Ole Miss (2/28)
Head Coach: Kyra Elzy (Tennessee, 99/01)
Overall: 16-7 (.695) (1st season)
at UK: 16-7 (.695) (1st season)



AUBURN
Record: 5-18, 0-15 SEC
Home: 5-9 | **Away:** 0-9 | **Neutral:** 0-0
SEC Tournament Seed: 13
FLORIDA
Record: 10-12, 3-11 SEC
Home: 7-6 | **Away:** 3-6 | **Neutral:** 0-0
SEC Tournament Seed: 12

QUICK NOTES

- Kentucky is in its 47th season with a 861-555 (.608) all-time record.
- UK is the No. 5 seed in the SEC Tournament. This is the second time since 1992 that UK has been the five seed in the event. The Wildcats were also the five seed in 2016, defeating 13th seed LSU in the second round, and fourth seeded Florida in the quarterfinals, before falling to top seeded South Carolina in the semifinals. UK is 3-0 all-time in second-round games. UK last played in the second round of the event in 2019, defeating Alabama as the nine seed. Kentucky is 6-2 in the tournament all-time vs. Florida and 2-5 all-time vs. Auburn.
- Three Wildcats are averaging double figures this season in Rhyne Howard, Chasity Patterson and Dre'una Edwards. Howard is averaging 19.8 points per game with 7.5 rebounds per game, hitting a team-best 44 3-pointers. Patterson is averaging 13.2 points per game and is top-5 nationally in steals with 70, while Dre'una Edwards is averaging 10.0 points per game and adds 6.3 rebounds per game.
- In 10 games against ranked teams this season, Rhyne Howard is averaging 21.2 points and 6.9 rebounds per game, hitting 46 percent from the field and 39 percent from 3 with 32 assists, 25 steals and 8 blocks.
- Rhyne Howard is the only player in the SEC leading her team in points per game, rebounds per game and assists. She also leads UK in 3-point field goals. She is a semifinalist for the Cheryl Miller Small Forward of the Year Award and Naismith Trophy Player of the Year. Also on watch list for Wooden Award, Wade Trophy and Dawn Staley Award.
- Chasity Patterson is a Naismith Trophy Defensive POY semifinalist.
- In 46 years of women's basketball, Kentucky has 99 wins over ranked opponents. UK is 5-5 this season with a win over No. 13 Indiana, No. 12 Miss. St., No. 10 Arkansas, No. 16 Tennessee and No. 17 Georgia.
- Mitch Barnhart removed the interim tag and named Kyra Elzy the program's eighth head coach on Monday, Dec. 14. She was named interim head coach following the abrupt retirement of Matthew Mitchell. The 2020-21 season is the ninth for Elzy in the Kentucky program with most of that time coming as the associate head coach. Elzy has recruited some of the best players to ever wear the Blue and White and helped guide the Wildcats to the SEC Championship in 2012 and two NCAA Elite Eights.

CATS IN THE SOUTHEASTERN CONFERENCE

KENTUCKY AND THE SEC

Women's basketball first came under the auspices of the Southeastern Conference for the 1982-83 season. Games played between SEC teams before that time are not counted in the all-time SEC standings, since there was no uniform number of conference games played each season prior to that time. From 1980-85, the SEC champion was the winner of the SEC Tournament. Since 1986, the SEC champion has been determined by a round robin schedule. The tournament continues to be held to decide the recipient of the league's automatic NCAA tournament bid.

Twelve Kentucky players have been named to the SEC All-Tournament team:

- Valerie Still (1980, 1981, 1982*)
- Patty Jo Hedges (1982)
- Jodie Whitaker (1988)
- Stacy McIntyre (1992)
- Victoria Dunlap (2010, 2011)
- A'dia Mathies (2010, 2012, 2013)
- Keyla Snowden (2012)
- Jennifer O'Neill (2014)
- DeNesha Stallworth (2014)
- Makayla Epps (2015, 2016, 2017)
- Evelyn Akhator (2017)
- Rhyne Howard (2020)

*Tournament MVP

ANNUAL SOUTHEASTERN CONFERENCE CHAMPIONS

Year	Overall Champion	SEC Overall	Coach	UK Seed/Finish	Tournament Champion (Site)
1980	Tennessee	33-5	Pat Head	Semifinals	Tennessee (Knoxville, Tenn.)
1981	Auburn	26-7	Joe Ciampi	Semifinals	Auburn (Baton Rouge, La.)
1982	Kentucky	24-8	Terry Hall	Finals	Kentucky (Lexington, Ky.)
1983	Georgia	4-4	27-7 Andy Landers	E2/Quarterfinals	Georgia (Knoxville, Tenn.)
1984	Georgia	7-1	30-3 Andy Landers	E3/Quarterfinals	Georgia (Athens, Ga.)
1985	Tennessee	4-4	22-10 Pat Summitt	E4/1st Round	Tennessee (Oxford, Miss.)
1986	Georgia	9-0	30-2 Andy Landers	6/Quarterfinals	Georgia (Athens, Ga.)
1987	Auburn	8-1	31-2 Joe Ciampi	7/Quarterfinals	Auburn (Albany, Ga.)
1988	Auburn	9-0	32-3 Joe Ciampi	10/Quarterfinals	Tennessee (Albany, Ga.)
1989	Auburn	9-0	32-2 Joe Ciampi	8/1st Round	Tennessee (Albany, Ga.)
1990	Tennessee	8-1	27-6 Pat Summitt	8/1st Round	Auburn (Albany, Ga.)
1991	Georgia	9-0	28-4 Andy Landers	5/Quarterfinals	LSU (Albany, Ga.)
1992	Ole Miss	11-0	29-3 Van Chancellor	6/Semifinals	Tennessee (Albany, Ga.)
1993	Tennessee	11-0	29-3 Pat Summitt	6/Quarterfinals	Vanderbilt (Chattanooga, Tenn.)
1994	Tennessee	11-0	31-2 Pat Summitt	7/Quarterfinals	Tennessee (Chattanooga, Tenn.)
1995	Tennessee	11-0	34-3 Pat Summitt	9/Quarterfinals	Vanderbilt (Chattanooga, Tenn.)
1996	Georgia	10-1	28-5 Andy Landers	12/1st Round	Tennessee (Chattanooga, Tenn.)
1997	Georgia	11-1	25-6 Andy Landers	10/1st Round	Auburn (Chattanooga, Tenn.)
1998	Tennessee	14-0	39-0 Pat Summitt	8/1st Round	Tennessee (Columbus, Ga.)
1999	Tennessee	13-1	31-3 Pat Summitt	7/Semifinals	Tennessee (Chattanooga, Tenn.)
2000	Georgia	13-1	32-4 Andy Landers	9/Quarterfinals	Tennessee (Chattanooga, Tenn.)
	Tennessee	13-1	33-4 Pat Summitt		
2001	Tennessee	14-0	31-3 Pat Summitt	12/1st Round	Georgia (Memphis, Tenn.)
2002	Tennessee	13-1	29-5 Pat Summitt	12/Quarterfinals	Vanderbilt (Nashville, Tenn.)
2003	Tennessee	14-0	33-5 Pat Summitt	9/1st Round	LSU (North Little Rock, Ark.)
2004	Tennessee	14-0	30-3 Pat Summitt	11/1st Round	Vanderbilt (Nashville, Tenn.)
2005	LSU	14-0	33-3 Pokey Chatman	10/1st Round	Tennessee (Greenville, S.C.)
2006	LSU	13-1	31-4 Pokey Chatman	4/Semifinals	Tennessee (North Little Rock, Ark.)
2007	Tennessee	14-0	34-3 Pat Summitt	7/Quarterfinals	Vanderbilt (Duluth, Ga.)
2008	LSU	14-0	31-6 Van Chancellor	4/Semifinals	Tennessee (Nashville, Tenn.)
2009	Auburn	12-2	30-4 Nell Fortner	10/1st Round	Vanderbilt (North Little Rock, Ark.)
2010	Tennessee	15-1	32-3 Pat Summitt	2/Finals	Tennessee (Duluth, Ga.)
2011	Tennessee	16-0	34-3 Pat Summitt	2/Finals	Tennessee (Nashville, Tenn.)
2012	Kentucky	13-3	28-7 Matthew Mitchell	1/Semifinals	Tennessee (Nashville, Tenn.)
2013	Tennessee	13-3	30-6 Pat Summitt	2/Finals	Texas A&M (Duluth, Ga.)
2014	South Carolina	14-2	29-5 Dawn Staley	4/Finals	Tennessee (Duluth, Ga.)
2015	South Carolina	15-1	34-3 Dawn Staley	6/Semifinals	South Carolina (Little Rock, Ark.)
	Tennessee	15-1	30-6 Holly Warlick		
2016	South Carolina	16-0	33-2 Dawn Staley	5/Semifinals	South Carolina (Jacksonville, Fla.)
2017	South Carolina	14-2	33-4 Dawn Staley	4/Semifinals	South Carolina (Greenville, S.C.)
2018	Miss. State	16-0	37-2 Vic Schaefer	9/Quarterfinals	South Carolina (Nashville, Tenn.)
2019	Miss. State	15-1	33-3 Vic Schaefer	4/Quarterfinals	Mississippi State (Greenville, S.C.)
2020	South Carolina	16-0	32-1 Dawn Staley	3/Semifinals	South Carolina (Greenville, S.C.)
2021	Texas A&M	13-1	22-1 Gary Blair	5/TBD	TBD

Note: From 1980-85, the SEC champion was the winner of the SEC Tournament. Since 1986, the SEC champion has been determined by a round-robin schedule. The tournament continues to be held to decide the recipient of the league's automatic NCAA tournament bid.

The 2020 SEC Women's Tournament will be held at Bon Secours Wellness Arena in Greenville, S.C., starting March 4 and concluding on March 8. Seeds 11 through 14 will compete in the opening games of the bracket on Wednesday, with the rest of the event continuing on Thursday. The quarterfinals will take place on Friday with the semifinals Saturday and championship game on Sunday.

Future SEC Tournament Dates & Sites

- 2022 - TBD, Bridgestone Arena, Nashville, Tenn.
- 2026 - TBD, Bridgestone Arena, Nashville, Tenn.



UK IN THE SEC TOURNAMENT

SEC TOURNAMENT RECORDS

TEAM RECORDS

Most Points In a Game
UK: 106 vs. Mississippi State 1/30/1981
Opp: 100 (Tennessee) 3/5/1988

Fewest Points In a Game
UK: 40 vs. Georgia 3/2/2007
Opp: 38 (Georgia) 3/9/2013

Most Rebounds
UK: 57 vs. Arkansas 3/6/1992
Opp: 61 (Florida) 3/2/1990

Fewest Rebounds
UK: 25 vs. LSU 3/4/2006 and
25 vs. Alabama 2/26/1982
Opp: 26 (Mississippi State) 2/28/2002

Highest Field Goal Percentage
UK: 66.7% vs. Mississippi State 1/30/1981
Opp: 58.0% (LSU) 3/1/2001

Lowest Field Goal Percentage
UK: 20.0% vs. Georgia 3/2/2007
Opp: 22.2% (Georgia) 3/9/2013

Highest Free Throw Percentage
UK: 94.7% vs. Missouri 3/8/19
Opp: 93.3% (Auburn) 3/3/2005

Lowest Free Throw Percentage
UK: 30.4% (7-of-23) vs. Florida 3/2/1990
Opp: 40.0% (Mississippi St.) 2/23/1985, (LSU) 3/4/11

Highest 3-Point Field Goal Percentage
UK: 62.5% vs. Vanderbilt 3/4/1988
Opp: 77.8% (UGA) 3/5/2009

Lowest 3-Point Field Goal Percentage
UK: 0.0% vs. LSU 3/1/2001
0.0% vs. Missouri 3/8/19
Opp: 0.0% (Tennessee) 3/4/1995

Field Goals Made
UK: 37 vs. Alabama 2/26/1982
Opp: 37 (Tennessee) 3/5/1988
37 (South Carolina) 3/5/2016

Field Goals Attempted
UK: 85 vs. Alabama 3/7/1992
Opp: 82 (Tennessee) 3/5/1988

3-Point Field Goals Made
UK: 11 vs. Tennessee 3/6/2020
Opp: 16 (Tennessee) 3/6/11

3-Point Field Goals Attempted
UK: 24, 2x, last vs. Tennessee 3/6/2020
Opp: 33 (South Carolina) 3/4/1994

Free Throws Made
UK: 30 vs. LSU 2/26/1999
Opp: 34 (LSU) 3/3/2012

Free Throws Attempted
UK: 40 vs. LSU 2/26/1999
40 vs. LSU 3/3/2016
Opp: 43 (LSU) 3/3/2012

Assists
UK: 29 vs. LSU 2/27/1982
Opp: 29 (Tennessee) 3/28/1982

Steals
UK: 14 vs. Vanderbilt 3/8/2013; LSU 2/26/1999;
Auburn 1/31/1981
Opp: 13 (Alabama) 3/7/1992

Blocked Shots
UK: 8 vs. Texas A&M 3/10/13; LSU 2/26/1999
Opp: 10 (Tennessee) 2x 3/6/11 and 3/6/2020

Turnovers- High
UK: 25 vs. Mississippi State 2/23/1985
Opp: 28 (Mississippi State) 3/6/2010

Turnovers- Low
UK: 5 vs. South Carolina 3/8/2014
Opp: 6 (South Carolina) 3/4/17

Margin of Victory
24 vs. Auburn 3/4/1995 and MSU 1/30/1981

Margin of Defeat
34 (Tennessee) 3/5/1988

INDIVIDUAL RECORDS BY KENTUCKY

Points
34 Valerie Still vs. LSU 2/27/1982

Rebounds
19 Jennifer Humphrey vs. Arkansas 3/1/2007

Field Goals Made
13 Valerie Still vs. Tennessee 2/28/1982
13 Valerie Still vs. Mississippi State 1/30/1981

Field Goals Attempted
26 Jodie Whitaker vs. Tennessee 3/5/1988
26 Makayla Epps vs. So. Carolina 3/4/17
26 Rhyne Howard vs. Miss. State 3/7/2020

Free Throws Made
11 Stacey Reed vs. South Carolina 3/4/1994
11 A'dia Mathies vs. Mississippi St. 3/6/2010

Free Throws Attempted
14 Stacey Reed vs. South Carolina 3/4/1994

3-Point Goals Made
5 Sara Potts vs. Auburn 3/6/2003
5 Keyla Snowden vs. LSU 3/3/2012
5 Rhyne Howard vs. Tennessee 3/6/2020

3-Point Goals Attempted
13 Shaunda Roberts vs. Auburn 3/1/1996
13 Keyla Snowden vs. LSU 3/3/2012
13 Jennifer O'Neill vs. Texas A&M 3/10/2013

Assists
15 Patty Jo Hedges vs. LSU 2/27/1982

Steals
6 Leslie Nichols vs. LSU 3/1/1986
6 Valerie Still vs. Auburn 1/31/1981
6 Taylor Murray vs. Missouri 3/8/19

Blocked Shots
5 Victoria Dunlap vs. Mississippi St. 3/6/2010

Turnovers
8 Sandy Harding vs. Georgia 3/8/1987
8 Laurie Hudgens vs. Miss. State 2/23/85

INDIVIDUAL RECORDS BY OPPONENTS

Points
29 Seimone Augustus (LSU) 3/4/2006
29 Sophie Cunningham (Missouri) 3/8/19
29 Rickea Jackson (Miss. State) 3/7/20

Rebounds
17 Lori Monroe (Auburn) 3/3/1983
17 Tiffany Clarke (Vanderbilt) 3/5/2011

Field Goals Made
13 Sonya Meadows (Mississippi State)
1/30/1981
13 Seimone Augustus (LSU) 3/4/2006

Field Goals Attempted
26 Daisy Casher (MSU) 2/23/1985

Free Throws Made
13 Shannon Johnson (South Carolina) 3/4/1994

Free Throws Attempted
17 Shannon Johnson (South Carolina) 3/4/1994

3-Point Goals Made
7 Angie Bjorklund (Tennessee) 3/6/2011
7 Jasmine Lister (Vanderbilt) 3/8/2013

3-Point Goals Attempted
12 Christi Timmons (USC) 3/4/1994
12 Hannah Cook (Alabama) 3/3/17

Assists
12 Lea Henry (UT) 2/28/1982

Steals
6 Arnelie Lumanu (MSU) 3/6/2010

Blocked Shots
7 Tamari Key (Tennessee) 3/6/2020

Turnovers
10 Bonita Branch (LSU) 3/1/1986
10 Arnelie Lumanu (MSU) 3/6/2010

KENTUCKY'S SEC TOURNAMENT HISTORY

10 Team Format	UK Seed				
1980	Knoxville	Alabama (QF)	77-69	W	
		Ole Miss (SF)	62-79	L	
1981	Baton Rouge	Miss. State (QF)	106-82	W	
		Auburn (SF)	66-70	L	
		Georgia (Con.)	62-72	L	
1982	Lexington	Florida (1st)	89-87	W	
		Alabama (QF)	82-76	W	
		LSU (SF)	85-71	W	
		Tennessee (F)	80-74	W	
1983	Knoxville	E2 Auburn (QF)	70-85	L	
1984	Athens	E3 LSU (QF)	81-91	L	
1985	Lexington	E4 Miss. State (1st)	55-58	L	
1986	Athens	6 LSU (QF)	66-67	L	
1987	Albany	7 Florida (1st)	75-53	W	
		Georgia (QF)	64-67	L	
1988	Albany	10 Vanderbilt (1st)	75-67	W	
		Tennessee (QF)	66-100	L	
1989	Albany	8 Florida (1st)	64-67	L	
1990	Albany	8 Florida (1st)	54-70	L	
1991	Albany	5 LSU (QF)	79-96	L	

12 Team Format	UK Seed				
1992	Albany	6 Arkansas (1st)	79-63	W	
		Alabama (QF)	95-87	W	
		Tennessee (SF)	84-90	L	
1993	Chattanooga	6 Miss. State (1st)	84-73	W	
		Vanderbilt (QF)	61-68	L	
1994	Chattanooga	7 South Carolina (1st)	83-80	W	
		Vanderbilt (QF)	67-72	L	
1995	Chattanooga	9 Auburn (1st)	75-51	W	
		Tennessee (QF)	62-74	L	
1996	Chattanooga	12 Auburn (1st)	43-58	L	
1997	Chattanooga	10 Arkansas (1st)	60-71	L	
1998	Columbus	8 Miss. State (1st)	48-67	L	
1999	Chattanooga	7 Ole Miss (1st)	75-59	W	
		LSU (QF)	81-71	W	
		Georgia (SF)	62-68	L	
2000	Chattanooga	9 Alabama (1st)	67-63	W	
		Georgia (QF)	45-63	L	
2001	Memphis	12 LSU (1st)	57-72	L	

2002	Nashville	12 Miss. State (1st)	75-72	W	
		LSU (QF)	62-74	L	
2003	N. Little Rock	9 Auburn (1st)	62-68	L	
2004	Nashville	11 Vanderbilt (1st)	41-60	L	
2005	Greenville	10 Auburn (1st)	57-62	L	
2006	N. Little Rock	4 Florida (QF)	88-70	W	
		LSU(SF)	52-79	L	
2007	Duluth, Ga.	7 Arkansas (1st)	72-57	W	
		Georgia (QF)	40-72	L	
2008	Nashville	4 Georgia (QF)	57-50	W	
		LSU (SF)	49-66	L	
2009	N. Little Rock	10 Georgia (1st)	64-82	L	
2010	Duluth, Ga.	2 Auburn (QF)	65-54	W	
		Miss.State (SF)	76-65	W	
		Tennessee (F)	62-70	L	
2011	Nashville	2 LSU (QF)	60-58	W	
		Vanderbilt (SF)	69-56	W	
		Tennessee (F)	65-90	L	
2012	Nashville	1 Florida (QF)	71-67	W	
		LSU (SF)	61-72	L	

14 Team Format	UK Seed				
2013	Duluth, Ga.	2 Vanderbilt (QF)	76-65	W	
		Georgia (SF)	60-38	W	
		Texas A&M (F)	67-75	L	
2014	Duluth, Ga.	4 Florida (QF)	75-70	W	
		South Carolina (SF)	68-58	W	
		Tennessee (F)	70-71	L	
2015	Little Rock, Ark.	6 Vanderbilt (2nd)	67-61	W	
		Miss. State (QF)	76-67	W	
		Tennessee (SF)	75-64	L	
2016	Jacksonville, Fla.	5 LSU (2nd)	79-71	W	
		Florida (QF)	92-69	W	
		South Carolina (SF)	93-63	L	
2017	Greenville, S.C.	4 Alabama (QF)	65-55	W	
		South Carolina (SF)	89-77	L	
2018	Nashville	9 Alabama (2nd)	71-64	W	
		Miss. State (QF)	81-54	L	
2019	Greenville, S.C.	4 Missouri (QF)	70-68	L	
2020	Greenville, S.C.	3 Tennessee (QF)	86-65	W	
		Miss. State (SF)	77-59	L	

KENTUCKY IN THE SEC TOURNAMENT (1980-2020)

SEC TOURNAMENT RECORD: 36-41 (.467)

First Round Games: 11-11 (.500)

Second Round Games: 3-0 (1.000)

Quarterfinal Games: 16-14 (.533)

Semifinal Games: 5-11 (.313)

Consolation Game: 0-1 (.000)

Championship Games: 1-4 (.200)

1982 - W, Tennessee, 80-74 (H)

2010 - L, Tennessee, 70-62 (N)

2011 - L, Tennessee, 90-65 (N)

2013 - L, Texas A&M, 75-67 (N)

2014 - L, Tennessee, 71-70 (N)

SEC Championship Titles: 1 - 1982 (UK 80, UT 74)

	UK vs. SEC	Elzy Era
vs. Alabama:	6-0.....	0-0
vs. Arkansas:	2-1.....	0-0
vs. Auburn:	2-5.....	0-0
vs. Florida:	6-2.....	0-0
vs. Georgia:	2-6*.....	0-0
vs. LSU:	4-8.....	0-0
vs. Ole Miss:	1-1.....	0-0
vs. Missouri:	0-1.....	0-0
vs. Mississippi St.:	5-4.....	0-0
vs. South Carolina:	2-2.....	0-0
vs. Tennessee:	2-7.....	0-0
vs. Texas A&M:	0-1.....	0-0
vs. Vanderbilt:	4-3.....	0-0

*Includes 1981 consolation game vs. Georgia

2020-21 KENTUCKY WBB ROSTER

NUMERICAL

No.	Name	Pos.	Cl.	Ht.	Hometown/High School/Previous College
00	Olivia Owens	C	R-So.	6-4	Albany, N.Y./Niskayuna HS/Maryland
1	Robyn Benton	G	Jr.	5-9	Conyers, Ga./Greater Atlanta Christian/Auburn
3	KeKe McKinney	F	Sr.	6-1	Knoxville, Tenn./Fulton HS
5	Blair Green	G	Jr.	6-0	Harlan, Ky/Harlan County HS
10	Rhyne Howard	G	Jr.	6-2	Cleveland, Tenn./Bradley Central HS
12	Treasure Hunt	G	Fr.	6-1	Chattanooga, Tenn./Hamilton Heights Christian Academy
13	Jazmine Massengill	G	Jr.	6-0	Chattanooga, Tenn./Hamilton Heights/Tennessee
14	Tatyana Wyatt	F	Sr.	6-2	Columbus, Ga./Columbus HS
15	Chasity Patterson	G	Sr.	5-5	Houston, Texas/North Shore/Texas
20	Erin Toller	G	Fr.	5-7	Louisville, Ky./Sacred Heart Academy
21	Nyah Leveretter	F	Fr.	6-3	Blythewood, S.C./Westwood HS
23	Kameron Roach	G	R-Jr.	5-6	Hopkins, S.C./Lower Richland HS
34	Emma King	G	Soph.	5-10	Stanford, Ky./Lincoln County HS
44	Dre'una Edwards	F	R-So.	6-2	Las Vegas, Nev./Liberty HS/Utah

ALPHABETICAL

No.	Name	Pos.	Cl.	Ht.	Hometown/High School/Previous College
1	Robyn Benton	G	Jr.	5-9	Conyers, Ga./Greater Atlanta Christian/Auburn
44	Dre'una Edwards	F	R-So.	6-2	Las Vegas, Nev./Liberty HS/Utah
5	Blair Green	G	Jr.	6-0	Harlan, Ky/Harlan County HS
10	Rhyne Howard	G	Jr.	6-2	Cleveland, Tenn./Bradley Central HS
12	Treasure Hunt	G	Fr.	6-2	Chattanooga, Tenn./Hamilton Heights
34	Emma King	G	Soph.	5-10	Stanford, Ky./Lincoln County HS
21	Nyah Leveretter	F	Fr.	6-3	Blythewood, S.C./Westwood HS
13	Jazmine Massengill	G	Jr.	6-0	Chattanooga, Tenn./Hamilton Heights/Tennessee
3	KeKe McKinney	F	Sr.	6-1	Knoxville, Tenn./Fulton HS
00	Olivia Owens	C	R-So.	6-4	Albany, N.Y./Niskayuna HS/Maryland
15	Chasity Patterson	G	Sr.	5-5	Houston, Texas/North Shore/Texas
23	Kameron Roach	G	R-Jr.	5-6	Hopkins, S.C./Lower Richland HS
20	Erin Toller	G	Fr.	5-7	Louisville, Ky./Sacred Heart Academy
14	Tatyana Wyatt	F	Sr.	6-2	Columbus, Ga./Columbus HS

COACHING STAFF

Head Coach: Kyra Elzy (Tennessee, 1999, 2001) – 1st season, 9th at Kentucky
Assistant Coach: Niya Butts (Tennessee, 2000; Tennessee Tech, 2002) – 5th season, 10th at Kentucky
Assistant Coach: Amber Smith (Kentucky, 2011) – 3rd season, 10th at Kentucky (player/support staff)
Interim Assistant Coach: Daniel Boice (Arizona, 2014, 2016) – 1st season, 5th at Kentucky (support staff)

SUPPORT STAFF

Assistant Athletics Director/Women's Basketball: Amy Tilley (Kentucky, 2007)
Special Assistant to the Head Coach: Lin Dunn (UT Martin, 1969)
Academic Counselor/WBB Admin.: Tiffany Hayden (Kentucky, 2001; Louisville, 2009)
Director of Recruiting: Aisha Foy (Radford, 2016; Southeast Missouri State, 2018)
Recruiting Assistant: Jackie Clark (Kentucky, 2015; Kentucky, 2017)
Coaching Video Coordinator: DeNesha Stallworth (Kentucky, 2013)
Staff Support Associate: Carrie Marshall (Kentucky, 2003)
Creative Director: Kim Troxall (SCAD, 1994)
Senior Athletic Trainer: Courtney Jones (Purdue, 2001)
Nutrition Coach: Monica Fowler (Kentucky, 2010)
Team Physician: Dr. Robert Hosey (Virginia Tech, 1989)
Strength & Conditioning Coach: John Spurlock (Hanover College, 2005)
WBB Communications Director: Evan Crane (Kentucky, 2010)
WBB Communications Assistant: Cami Moore (Kentucky, 2018)
Equipment Manager: Kortez Wilson (Kentucky, 2014)

BY CLASS

Seniors (3)

KeKe McKinney
 Chasity Patterson
 Tatyana Wyatt

Juniors (5)

Robyn Benton
 Blair Green
 Rhyne Howard
 Jazmine Massengill
 Kameron Roach

Sophomores (3)

Dre'una Edwards
 Olivia Owens
 Emma King

Freshmen (3)

Treasure Hunt
 Nyah Leveretter
 Erin Toller

BY HEIGHT

5-5	Chasity Patterson
5-6	Kameron Roach
5-7	Erin Toller
5-9	Robyn Benton
5-10	Emma King
6-0	Blair Green
	Jazmine Massengill
6-1	KeKe McKinney
6-2	Tatyana Wyatt
	Rhyne Howard
	Dre'una Edwards
	Treasure Hunt
6-3	Nyah Leveretter
6-4	Olivia Owens

PRONUNCIATION

Dre'una Edwards (dre-ON-a)

Nyah Leveretter (ni(like high)-uh) (lev-er-RETT(Ike wet)-tur)

Tatyana Wyatt (TOT-e-on-uh)

Rhyne Howard (pronounced like RYAN)

2020-21 RADIO/TELEVISION CHART



OLIVIA OWENS **00**

6-4 – R-Soph. – TR – C
Albany, N.Y.
(Niskayuna HS/Maryland)




ROBYN BENTON **1**

5-9 – Jr. – TR – G
Conyers, Ga.
(Greater Atlanta Christian/Auburn)



KEKE MCKINNEY **3**

6-1 – Sr. – F
Knoxville, Tenn.
(Fulton HS)



BLAIR GREEN **5**

6-0 – Jr. – G
Harlan County, Ky.
(Harlan County HS)



RHYNE HOWARD **10**

6-2 – Jr. – G
Cleveland, Tenn.
(Bradley Central HS)



TREASURE HUNT **12**

6-2 – Fr. – G
Chattanooga, Tenn.
(Hamilton Heights Christian)



JAZMINE MASSENGILL **13**

6-0 – Jr. – G
Chattanooga, Tenn.
(Hamilton Heights Christian/Tenn.)



TATYANA WYATT **14**

6-2 – Sr. – F
Columbus, Ga.
(Columbus HS)



CHASITY PATTERSON **15**

5-5 – Sr. – G
Houston, Texas
(North Shore HS/Texas)



ERIN TOLLER **20**

5-7 – Fr. – G
Louisville, Ky.
(Sacred Heart HS)



NYAH LEVERETTER **21**

6-3 – Fr. – F
Blythewood, S.C.
(Westwood HS)



KAMERON ROACH **23**

5-6 – R-Jr. – G
Hopkins, S.C.
(Lower Richland HS)



EMMA KING **34**

5-10 – Soph. – G
Stanford, Ky.
(Lincoln County HS)



DRE'UNA EDWARDS **44**

6-2 – R-Soph. – F
Las Vegas, Nev.
(Liberty HS/Utah)



KYRA ELZY **HC**

Head Coach
(9th overall at UK)
LaGrange, Ky.



NIYA BUTTS **AC**

Assistant Coach
(10th overall at UK)
Americus, Ga.



AMBER SMITH **AC**

Assistant Coach
(10th overall at UK)
Winter Haven, Fla.



DANIEL BOICE **IAC**

Interim Assistant Coach
(5th Season at UK)
Tucson, Ariz.



AMY TILLEY **AAD**

Asst. AD/Director of Ops.
(11th overall at UK)
Somerset, Ky.



OLIVIA OWENS • 6-4 • RS-SOPHOMORE • CENTER • ALBANY, N.Y.

- In SEC opener, played 17 minutes and scored nine points with two rebounds. Huge defensively vs. MSU, playing 21 mins with 6 points, 4 rebs.
- Earned her first career start against Marshall, scoring 10 points with five rebounds. Went 4-of-6 from the field and 2-of-2 from free throw line.
- Transferred to UK after two seasons at Maryland where she sat out her sophomore season due to medical issues. Played 16 games as a freshman.



ROBYN BENTON • 5-9 • JUNIOR • GUARD • CONYERS, GA.

- Big Shot Rob - hit three 3s against Arkansas and Alabama and two against Miss. State. Always seems to make big play. Third on team with 22 steals.
- Best game of the season against Alabama, scoring 15 points with four rebounds going 3-of-5 from 3. Has hit at least one 3 in 15 games.
- Scored nine points in the fourth quarter to help UK earn the come-from-behind win vs. No. 13 IU. Ended with 12 points in the game with a 3.



KEKE MCKINNEY • 6-1 • SENIOR • FORWARD • KNOXVILLE, TENN.

- Scored 10+ in three straight games for first time in her career vs. AU, MSU, TAMU. Hit a 3 in 11 SEC games. T6th all-time in blocks with 102.
- Big game against Arkansas with 10 points and seven rebounds, adding a block, steal and an assist in 37 minutes. Had career-high tying 13 vs. UF.
- Recorded her second career double-double vs. Belmont with 10 points and 10 rebounds. Averaging 30.2 minutes and 4.6 rebounds this season.



BLAIR GREEN • 6-0 • JUNIOR • GUARD • HARLAN COUNTY, KY.

- Strong 4th quarter vs. Arkansas, scoring 8 of her 10 points in the final stanza, including a 3-pointer and career-high three blocks. Hit 2 3s vs. MSU.
- Career game against Vanderbilt, scoring a career-high 22 points on 7-of-10 FG and 4-of-5 3FG. Added five rebounds and two steals.
- Led Kentucky in scoring in back-to-back games (Vanderbilt, at Auburn). Hit a 3 in 11 games, including four vs. Vandy. Has 3+ rebs in seven games.



RHYNE HOWARD • 6-2 • JUNIOR • GUARD • CLEVELAND, TENN.

- Took control of the game vs. #17 UGA, scoring 27 points with four rebounds, four steals, two assists and one block. Has 20+ in 10 games.
- Scored 31 at Florida, adding nine rebounds and four 3s. Is the only player in the SEC leading her team in pts, rebs, asts, Has 3 30+ games this year.
- Has scored 1,553 career points sitting 10th in UK history in points scored. Needs 10 more to tie for 9th. Avg. 21.6 ppg, 7.9 rpg in SEC play.



TREASURE HUNT • 6-1 • FRESHMAN • GUARD • CHATTANOOGA TENN.

- First career start vs. Vanderbilt, scoring 11 points, grabbing five rebounds, forcing two blocks and dishing out two assists.
- Played 25 minutes vs. Ole Miss, hitting two 3s with two rebounds, a steal and a block. Hopes to give UK depth off the bench this postseason.
- Ranked as a top-10 player in the 2020 class by All Star Girls Report, while ESPN ranked her as a five-star player and the 28th best in the class.



JAZMINE MASSENGILL • 6-0 • JUNIOR • GUARD • CHATTANOOGA TENN.

- First start as a Wildcat vs. Tennessee, scoring a UK career high 11 points and hit a career-high three 3s with three assists. Led UK in assists 5 times.
- Almost had a triple double against Florida, scoring nine points with seven rebounds and 10 assists. Most asts by UK player in SEC game since 2018.
- First UK player to come off bench and have at least seven assists in SEC game since Crystal Riley vs. Florida on Feb. 18, 2010. Has hit a 3 in 8 games.



TATYANA WYATT • 6-2 • SENIOR • FORWARD • COLUMBUS, GA.

- Against home state school UGA, played 22 minutes and scored 11 points with six rebounds. Led UK in rebounds for the second time.
- Played 21 minutes against Tenn. with seven points and seven rebounds, adding an assist. It was the first time this season she has led UK in rebs.
- Made first start this season vs. Alabama, scoring nine points on 3-of-4 shooting, added two rbs, one blk, one ast. Played in 14 games this year.



CHASITY PATTERSON • 5-6 • JUNIOR • GUARD • HOUSTON, TEXAS

- Scored 21 points against Tennessee, going 9-of-16 from the field with five rebounds. Has led UK in scoring five times this season.
- Has recorded 10+ pts in 17 games. Career-high 10 stls vs. Wofford. Second player in program history to record 10 or more steals in a game.
- Has recorded 8+ stls 3 times. Ranks top-five nationally with 70 steals and top-15 nationally with 3.00 steals per game. Naismith DPOY Semifinalist.



ERIN TOLLER • 5-7 • FRESHMAN • GUARD • LOUISVILLE KY.

- Played in the first two games this season scoring six points against Murray State with three steals hitting a 3.
- A talented point guard who is a floor general at the position and can score in a variety of ways ... In-state prospect from Louisville's Sacred Heart.
- First-team all-state by the Herald-Leader after a strong senior season hitting 84 3s with 16.4 points per game and 5.7 rebounds per game.



NYAH LEVERETTER • 6-3 • FRESHMAN • FORWARD • BLYTHEWOOD, S.C.

- Scored three points vs. Murray State in season opener, adding five rebounds and two blocks. Had 8 rebounds vs. Marshall in 22 minutes.
- Best season at Westwood High School was her senior year when she averaged 13.3 points per game and 11.0 rebounds per game.
- South Carolina Basketball Coaches Association AAAA All-State Team in 2019 after averaging 11.9 points and 9.8 rebounds as a junior.



KAMERON ROACH • 5-6 • JUNIOR • GUARD • HOPKINS, S.C.

- Scored her first points in nearly two years, playing 10 minutes vs. Marshall and hitting a 3. She also had two assists and a rebound.
- Played in 13 games in 2018-19 seeing 4.2 minutes per game before she tore her Achilles towards the end of 2018-19 and missed all of last season.
- Saw six minutes in the 2018-19 season opener vs. Alabama State with three steals, four rebounds and recorded her first 3 in a game



EMMA KING • 5-10 • FRESHMAN • GUARD • STANFORD, KY.

- Earned her first two career starts vs. Murray State and Belmont ... Did not score but had 1 reb., 3 asts. and 1 steal vs. MSU and 3 rebs vs. Belmont.
- Played in 15 games last season averaging 7.1 minutes per game ... Best game came in her debut against Mount St. Mary's, hitting two 3s with 7 pts.
- Led Lincoln County in scoring as a senior averaging 18.5 points and 7.3 rebounds while hitting 44.3 percent from the field and 38.2 percent from 3.



DRE'UNA EDWARDS • 6-2 • SOPHOMORE • FORWARD • LAS VEGAS, NEV.

- First UK player since 2016-17 to record three straight double-doubles: 14pts/10rebs vs. IU, 16pts/12rebs vs. K-State and 27pts/15rebs vs. Belmont.
- Has scored 10 or more points in 12 games and has 10 or more rebounds in five games. Had a career-best four blocks vs. DePaul and Vandy.
- Transferred to UK after her freshman season at Utah averaging 11.6 points and 6.7 rebounds en route to Pac-12 Freshman of the Year honors.

NATIONAL POLLS

THE ASSOCIATED PRESS TOP 25

1	UConn(27)	20-1
2	Texas A&M(2)	22-1
3	NC State	17-2
4	Stanford(1)	22-2
5	Louisville	21-2
6	Baylor	19-2
7	South Carolina	19-4
8	Maryland	19-2
9	UCLA	14-4
10	Indiana	16-4
11	Arizona	15-4
12	Michigan	13-3
13	Arkansas	19-7
14	Tennessee	15-6
15	South Florida	14-2
16	Georgia	18-5
17	Kentucky	16-7
18	Gonzaga	21-3
19	Oregon	13-7
20	West Virginia	18-4
21	South Dakota State	21-2
22	Ohio State	13-6
23	Missouri State	18-2
24	Rutgers	12-3
25	DePaul	14-6

Other UK opps receiving votes: n/a

USA TODAY/COACHES PRESEASON TOP 25

1	UConn(29)	21-1
2	Texas A&M(2)	22-1
3	Stanford	22-2
4	NC State	17-2
5	Louisville	21-2
6	Baylor	20-2
7	South Carolina	19-4
8	Maryland	19-2
9	UCLA	14-4
10	Indiana	16-4
11	Arizona	15-4
12	Michigan	13-3
13	Arkansas	19-7
14	South Florida	14-2
15	Gonzaga	21-3
16	Tennessee	15-6
17	Missouri State	18-2
18	Oregon	13-7
19	Kentucky	16-7
20	Ohio State	13-6
21	Georgia	18-5
22	South Dakota State	21-2
23	West Virginia	18-4
24	Florida Gulf Coast	21-2
25	Northwestern	13-6

Other UK opps receiving votes: **DePaul 22, Miss. State 2**

WEEK-BY-WEEK

DATE	AP	COACHES
Preseason	11	12
Dec. 1	11	n/a
Dec. 8	9	9
Dec. 15	9	9
Dec. 22	11	11
Dec. 29	13	11
Jan. 5	10	8
Jan. 12	12	11
Jan. 19	12	12
Jan. 26	15	14
Feb. 2	15	14
Feb. 9	20	18
Feb. 16	17	17
Feb. 23	19	17
March 2	17	19
March 9		
March 16		

BY THE BIG BLUE NUMBERS

career points for Rhyné Howard, ranking 10th all-time at UK

1,551

wins in Kentucky Women's Basketball history

861

number of wins for Kentucky inside Memorial Coliseum

470

steals for UK this season, ranking top-25 nationally

209

percent graduation rate for four-year players under Coach Elzy at Kentucky

100

steals by Chasity Patterson this year, which ranks 4th in the nation.

70

years of experience coaching in the SEC as a full-time assistant coach for Elzy, Butts and Smith combined

22

wins by Kyra Elzy as head coach of the Kentucky Wildcats

16

straight semesters with a overall team GPA above a 3.0

15

straight seasons ranking top 25 in national attendance

11

NCAA Tournament appearances since 2009-10 season

9

Kyra Elzy is the eighth head coach in Kentucky WBB history.

8

KENTUCKY'S RECORD WHEN ...

	ALL	SEC
Leading or tied at halftime	14-4	9-3
Trailing at halftime	2-3	0-3
Shoot 50 percent or higher	6-0	3-0
Shoot 60 percent or higher	0-0	0-0
Shoot less than 50 percent	10-7	6-6
Shoot higher percentage than opp.	11-0	6-0
Shoot lower percentage than opp	5-7	3-6
Opp. shoot worse than 50 percent	15-6	8-6
Opp. shoot 50 percent or higher	1-1	1-0
Opp. shoot 60 percent or higher	0-0	0-0
Score less than 60 points	0-2	0-2
Score 60 or more points	16-5	9-4
Score 70 or more points	13-2	7-1
Score 80 or more points	7-1	4-0
Score 90 or more points	2-0	1-0
Score 100 or more points	0-0	0-0
Opp. score 30 or less points	0-0	0-0
Opp. score 40 or less points	1-0	0-0
Opp. score 50 or less points	4-0	0-0
Opp. score 60 or less points	9-0	3-0
Opp. score 70 or less points	12-1	5-1
Opp. score 80 or less points	14-6	8-6
Opp. score 60 or more points	8-7	6-6
Opp. score 70 or more points	4-7	4-6
Opp. score 80 or more points	2-1	2-0
Opp. score 90 or more points	0-0	0-0
Outrebound or same as opponent	10-1	4-0
Outrebounded by opponent	6-6	5-6
Commit fewer turnovers than opp.	10-4	4-4
Commit same turnovers as opp.	0-0	0-0
Commit more turnovers than opp.	6-3	5-2
Commit single digit turnovers	3-2	2-2
Force 20 or more turnovers	3-0	0-0
Force 25 or more turnovers	1-0	0-0
Make 6 or more 3-pointers	13-3	8-2
Make 5 or fewer 3-pointers	3-4	1-4
Opp. make 6 or more 3-pointers	4-1	3-0
Opp. make 5 or fewer 3-pointers	12-6	6-6
Game decided by 10 pts or less:	7-3	6-2
Game decided by 1-5 pts:	4-3	3-2
Game decided by 6-10 pts:	3-0	3-0
Game decided by 11-15 pts:	4-1	3-1
Game decided by 16+ pts:	5-3	0-3
Overtime games:	1-0	1-0
Televised games:	15-6	8-6
SEC Network+	5-1	1-1
ESPN	1-0	0-0
ESPN2	0-1	0-1
ESPN	0-2	0-2
SEC Network	9-2	8-2
ESPN+	1-0	0-0
ACC Network Extra	0-0	0-0
Games vs. AP ranked opponents:	5-5	4-4
Games vs. AP Top 10	1-3	1-3
Games following a loss:	5-1	4-1
Games following a win:	10-6	5-5
More points in the paint than opp.:	7-0	2-0
Fewer points in the paint than opp.:	8-7	6-6
Same points in the paint than opp.:	1-0	1-0
More points off turnovers:	13-4	6-4
Fewer points off turnovers:	2-3	2-2
Same points off turnovers:	1-0	1-0
More bench points than opp.:	11-5	7-4
Fewer bench points than opp.:	3-2	1-2
Same bench points as opp.:	2-0	1-0
More 2nd-chance points than opp.:	7-4	3-3
Fewer 2nd-chance points than opp.:	7-3	5-3
Same 2nd-chance points as opp.:	2-0	1-0
One UK player scores 10+:	0-1	0-1
Two UK players score 10+:	2-3	2-3
Three UK players score 10+:	6-2	3-2
Four UK players score 10+:	7-1	3-0
Five UK players score 10+:	1-0	1-0
Six UK players score 10+:	0-0	0-0
Seven UK players score 10+:	0-0	0-0
Eight UK players score 10+:	0-0	0-0
On Monday:	1-0	1-0
On Tuesday:	0-0	0-0
On Wednesday:	2-1	0-0
On Thursday:	6-2	5-2
On Friday:	0-0	0-0
On Saturday:	1-0	0-0
On Sunday:	6-4	3-4
In November:	2-0	0-0
In December:	5-1	0-0
In January:	6-3	6-3
In February:	3-3	3-3
In March:	0-0	0-0
In April:	0-0	0-0

GAME NOTES

SERIES HISTORY VS. AUBURN/FLORIDA

- Auburn leads the all-time series against Kentucky, 26-25, including a 5-3 mark in neutral-site games. Kentucky is 2-5 vs. Auburn in the SEC Tournament. The two teams met earlier this season at Auburn Arena with UK earning a 76-71 victory.
- Kentucky leads the all-time series against Florida, 33-26, including a 5-3 mark in neutral-site games. The Wildcats are 6-2 all-time against Florida in the SEC Tournament. The two teams met earlier this season in ExacTech Arena with UK earning a 88-80 victory.

KENTUCKY IN THE SEC TOURNAMENT

- UK earned the No. 5 seed in the 2021 SEC Tournament after finishing league play 9-6.
- This is the second time since 1992 that UK has been the five seed in the event. The Wildcats were also the five seed in 2016, defeating 13th seed LSU in the second round, and fourth seeded Florida in the quarterfinals, before falling to top seeded South Carolina in the semis.
- UK is 3-0 all-time in second-round games. UK last played in the second round of the event in 2019, defeating Alabama as the nine seed.
- Kentucky holds a 36-41 (.467) all-time record in the SEC Tournament.

HOWARD NAMED SEC PLAYER OF THE YEAR AGAIN, PATTERSON ALL-DEFENSIVE TEAM

- Rhyne Howard has been named the SEC Player of the Year for the second straight season by league coaches. Howard, who was also named to the All-SEC First Team, was joined on the list of league honors by Chasity Patterson, who was tabbed to the SEC All-Defensive Team. This is the second conference honor for Patterson, who last season was named the SEC's 6th Woman of the Year.
- Howard continues to place her name all over the SEC honor sheet, earning multiple conference honors for the third straight season. In 2020, she was tabbed the SEC Player of the Year, All-SEC First Team and SEC All-Defensive Team. As a freshman in 2019, Howard was the SEC Freshman of the Year and All-SEC First Team.
- Howard is the third player in program history to earn All-SEC First-Team honors from league coaches three times, joining Makayla Epps and Leslie Nichols. The guard becomes just the third player in SEC history to earn two player of the year honors prior to their senior seasons, joining South Carolina's Tiffany Mitchell (2014 and 2015) and A'ja Wilson (2016, 2017 and 2018). Howard and former UK All-American A'dia Mathies are now the only players in school history to earn multiple player of the year honors from league coaches.
- Howard's honor gives Kentucky five SEC Player of the Year honors since 2010, tied for the most in the league during that stretch with South Carolina. UK and USC have claimed 10 of the last 12 player of the year honors with Tennessee and Mississippi State each claiming one during that time span. UK's honors have been claimed by three different players in Victoria Dunlap, Mathies and Howard.

HOWARD DOES NATIONAL PLAYER OF THE YEAR THINGS IN WIN AT #17 UGA

- Coming off its disappointing performance at South Carolina, Kentucky found itself facing a second straight top-20 road game at No. 17 Georgia on Feb. 25. The Wildcats - especially Rhyne Howard - answered the call with one of its better performances of the year. UK earned a 62-58 win paced by Howard, who scored 27 points, going 10-of-16 from the field, 4-of-4 from 3 with four rebounds, two assists, four steals and a block.
- Howard made big play after big play for Kentucky in the game. With UGA up 21-17 early in the second quarter, Howard led Kentucky on a 11-0 run to take control of the game. After a Wyatt score, Howard hit a layup through traffic, followed by a Robyn Benton score and steal. Howard then came back and got a steal and scored followed by a dazzling step-back 3.
- In the fourth quarter, with Georgia on a 9-1 run to cut the lead to 51-49, Howard hit her third 3 of the game to push the lead to five and followed with a stepback jumper in the paint to take the lead to seven. UGA answered again with four straight jumps to cut the lead to three, but again Howard answered with a 3-pointer to seal the UK win.

HOWARD, OFFENSE SHINE AGAINST GATORS

- Kentucky put together one of its best offensive performances of the season at Florida, scoring 88 points and shooting 53.7 percent from the field. The field-goal percent was UK's highest in an SEC game this season while the scoring output was its second highest in a league game. UK scored 92 points in an overtime win at Mississippi State.
- Rhyne Howard led the way for Kentucky, scoring 31 points with nine rebounds and four 3s made. Her strong performance makes her the fourth player in school history to have at least six career 30-point games, while she is the second player in school history to have at least five career 30-point games against SEC opponents. Howard is the first player in school history to have three career 30-point games against SEC opponents on the road.
- Overall, the Wildcats shined as a team as well. UK won the battle in the paint, 40-32. It was

the second time UK has won the paint points in league play. The other was against Alabama.

- The high shooting percentage from the field was its best shooting performance in an SEC game since Jan. 25, 2018 vs. Alabama (64.7%). It was also its best shooting performance in an SEC road game since Jan. 31, 2016 at Florida (58%).
- Chasity Patterson scored 13 points with three 3s, while KeKe McKinney scored 13 points with four rebounds. Jazmine Massengill scored nine points with 10 assists and seven boards.

WILDCATS ANSWER CALL VS. NO. 16 TENNESSEE

- Not one person in the Kentucky women's basketball program was happy with the team's performance against Tennessee down in Knoxville in January. The Wildcats were outrebounded and outplayed in nearly every area. Prior to the rematch Thursday, Coach Elzy challenged the team to flip some of the categories that led to UK's poor performance and show that the team that played in Knoxville was not the true Wildcats. UK did just that Thursday, controlling the game against the No. 16 Lady Vols and earning a 71-56 win.
- It was a game of runs with UK going on a 15-2 run in the second quarter to grab a 35-20 lead but the Lady Vols answered that with a 25-4 run over the next 9:30 of game action to take a one-point lead into the fourth quarter. UK answered in the fourth, finishing on a 16-3 run.
- In the first meeting in Knoxville, the Lady Vols outrebounded Kentucky 56-25 and had a 44-18 edge in paint points. Thursday, the Wildcats cut that to a 42-38 UT rebounding edge and a 30-26 advantage in paint points.
- Chasity Patterson led the way with 21 points, while Jazmine Massengill had a career-day with 11 points and hitting three 3s. Rhyne Howard scored only eight points but flirted with a quadruple double with seven rebounds, seven steals and six assists.

BOUNCE-BACK GAME VS. ALABAMA, MISSOURI

- After losing on the road at No. 25 Tennessee, 70-53, on Jan. 24, Kentucky needed a confidence booster and got it with two good wins in different ways last week.
- The week started with a 81-68 win vs. Alabama in which UK shot 52.6 percent from the field, its second-highest percentage of the season. Kentucky shot 55.6 percent from long range (10-of-18 3FG), its best percentage of the season. UK tied its season high for assists with 23.
- After struggling on the backboards at Tennessee, Kentucky rebounded with a 37-26 edge on the glass. Rebounding and defense helped UK blunt Alabama's fastbreak offense as the Wildcats won fastbreak points 11-0. Four players scored in double figures vs. the Tide, led by Rhyne Howard's 16 points, eight rebounds and seven assists.
- Against Missouri, it was UK's defense that came up huge holding the Tigers to just 55 points. The Wildcats held the Tigers to just 18 first-half points - marking the first time it had held an SEC opponent to 20 or less first-half points since holding Ole Miss to just 18 last February in Oxford. The Tigers hit just 1 3-pointer during the game and UK outscored Mizzou 19-6 in points off turnovers.

HOWARD SHINES AS CATS OPEN LEAGUE PLAY WITH TWO HUGE WINS

- It was an impressive first week of league action under head coach Kyra Elzy, recording back-to-back wins over top-15 ranked opponents. After starting with a 75-64 win over No. 10 Arkansas, the Wildcats claimed an overtime thriller at No. 12 Mississippi State, 92-86.
- The Wildcats won both games in different ways, defeating Arkansas with its best defensive performance of the year, while it claimed the win against Mississippi State with an impressive offensive performance. Against Arkansas, UK held the Razorbacks to a season-low tying five 3s and a season-low in points.
- Against Mississippi State, UK scored 92 points, going over 90 for the second time this season. The Wildcats recorded 15+ assists for the sixth straight game and won the rebounding margin for the sixth straight game. UK hit 10 3s against Arkansas and followed with a season-best 14 against Mississippi State – the first time this season it has hit 10 or more 3s in consecutive games. The Wildcats had a season-high eight blocks against Arkansas.
- Howard continued to show why she is the best player in women's college basketball, leading Kentucky in scoring in both games. In the league opener vs. Arkansas, Howard scored 24 points with 10 rebounds, adding four 3s made and four assists. The 24 points was a season high before she paced Kentucky at State with 33 points, adding 10 rebounds, six assists, a block and a steal. Against State, Howard put the team on her back late in the game scoring 25 of her 33 points in the fourth quarter and overtime. In fact, Howard scored 25 of Kentucky's final 31 points in the game, including 10 of the team's 14 overtime points.
- Howard is the first player in school history to score at least 33 points with 10 rebounds and six assists against an SEC opponent and the second player to accomplish the feat against any opponent, joining Belitta Croley. The native of Cleveland, Tennessee, had two double-doubles on the week, which were her second and third double-doubles of the season. Howard also led UK in assists in both games, while her eight 3s made during the week moved her up to fourth all-time in program history in 3s made in a career.

KENTUCKY UNDER COACH ELZY

(2021-Present)	Total
Home Games.....	11-2
Memorial Coliseum.....	9-2
Rupp Arena.....	2-0
Road Games.....	4-5
Neutral Sites.....	0-0
SEC Games.....	9-6
Home.....	5-2
Road.....	4-4
Regular season, non-conference.....	7-1
Home.....	6-0
Road.....	1-1
Neutral.....	0-0
vs. ranked teams in non-conference.....	1-1
SEC Tournament.....	0-0
NCAA Tournament.....	0-0
WNIT.....	0-0
Leading or tied at halftime.....	14-4
Trailing at halftime.....	2-3
Shoot 50 percent or higher.....	6-0
Shoot less than 50 percent.....	10-7
Shoot higher percentage than opp.....	11-0
Shoot lower percentage than opp.....	5-7
Shooting same percentage as opp.....	0-0
Opp. shoots worse than 50 percent.....	15-6
Opp. shoots 50 percent or higher.....	1-1
Score fewer than 60 points.....	0-2
Score 60 or more points.....	16-5
Score 70 or more points.....	14-2
Score 80 or more points.....	7-1
Score 90 or more points.....	2-0
Score 100 or more points.....	0-0
Opp. scores 30 or fewer points.....	0-0
Opp. scores 40 or fewer points.....	1-0
Opp. scores 50 or fewer points.....	4-0
Opp. scores 60 or fewer points.....	9-0
Opp. scores 70 or fewer points.....	12-1
Opp. scores 80 or fewer points.....	15-6
Opp. scores 60 or more points.....	8-7
Opp. scores 70 or more points.....	4-7
Opp. scores 80 or more points.....	2-1
Opp. scores 90 or more points.....	0-0
Outrebounded or same as opponent.....	9-1
Outrebounded by opponent.....	7-6
Commits fewer turnovers than opp.....	10-4
Commits same turnovers as opp.....	0-0
Commits more turnovers than opp.....	6-3
Force 30 or more turnovers.....	2-0
Makes 6 or more 3-pointers.....	13-3
Makes 5 or fewer 3-pointers.....	3-4
Game decided by 10 pts or fewer.....	7-3
Game decided by 1-5 pts.....	4-3
Game decided by 6-10 pts.....	3-0
Game decided by 11-15 pts.....	4-1
Game decided by 16+ pts.....	5-3
Overtime games.....	1-0
Televised games.....	16-6
Games vs. ranked opponents.....	5-5
Games vs. top 10 ranked opponents.....	1-3
Games following a loss.....	5-1
Games following a win.....	10-6
More points in the paint than opp.....	7-0
Fewer points in the paint than opp.....	8-7
Same points in the paint than opp.....	1-0
More bench points than opp.....	11-5
Fewer bench points than opp.....	3-2
Same bench points as opp.....	2-0
More 2nd-chance points than opp.....	7-4
Fewer 2nd-chance points than opp.....	7-3
Same 2nd-chance points as opp.....	2-0
On Monday.....	1-0
On Tuesday.....	0-0
On Wednesday.....	2-1
On Thursday.....	6-2
On Friday.....	0-0
On Saturday.....	1-0
On Sunday.....	6-4
In November.....	2-0
In December.....	5-1
In January.....	6-3
In February.....	3-3
In March.....	0-0
In April.....	0-0

FINAL SEC STANDINGS

Team	SEC	Pct.	All
Texas A&M#	13-1	.928	22-1
South Carolina	14-2	.875	19-4
Tennessee	9-4	.692	15-6
Georgia	10-5	.667	18-5
Kentucky	9-6	.600	16-7
Arkansas	9-6	.600	19-7
Alabama	8-8	.500	15-8
LSU	6-8	.428	8-12
Mississippi State	5-7	.416	10-8
Missouri	5-9	.357	9-10
Ole Miss	4-10	.285	10-10
Florida	3-11	.214	10-12
Auburn	0-15	.000	5-18
Vanderbilt*	0-3	.000	4-4

- Regular season champions; ^ - Tournament champions
* - Opted out of remainder of 2020-21 season

CAREER DOUBLE-DOUBLES

TATYANA WYATT: 1 CAREER (0 SEASON)

2017-18 (1)
20 points, 10 rebounds vs. Evansville, 12-5-17

KEKE MCKINNEY: 2 CAREER (1 SEASON)

2020-21 (1)
10 points, 10 rebounds vs. Belmont, 11-29-20
2019-20 (1)
10 points, 10 rebounds vs. Stetson, 11-13-19

RHYNE HOWARD: 17 CAREER (6 SEASON)

2020-21 (6)
18 points, 12 rebounds at DePaul, 12-16-20
24 points, 10 rebounds vs. Arkansas, 12-31-20
33 points, 10 rebounds at Miss. State, 1-3-21
22 points, 10 rebounds vs. Missouri, 1-31-21
26 points, 10 rebounds at Ole Miss, 2-4-21
21 points, 16 rebounds vs. Ole Miss, 2-28-21
2019-20 (6)
14 points, 11 rebounds vs. Mount St. Mary's, 11-5-19
13 points, 11 rebounds at Virginia, 11-16-19
22 points, 11 rebounds vs. Texas A&M, 1-17-20
26 points, 12 rebounds at LSU, 1-19-20
26 points, 10 rebounds vs. Miss. State, 2-16-20
24 points, 11 rebounds vs. South Carolina, 2-23-20
2018-19 (5)
25 points, 12 rebounds vs. North Carolina, 11-24-18
17 points, 10 rebounds vs. Morehead State, 11-28-18
25 points, 10 rebounds at Louisville, 12-09-18
20 points, 11 rebounds vs. Ole Miss, 1-13-19
18 points, 14 rebounds vs. Arkansas, 2-17-19

DRE'UNA EDWARDS: 4 CAREER (4 SEASON)

2020-21 (4)
27 points, 15 rebounds vs. Belmont, 11-29-20
16 points, 12 rebounds at Kansas State, 12-3-20
14 points, 10 rebounds vs. Indiana, 12-6-20
18 points, 11 rebounds at DePaul, 12-16-20

CHASITY PATTERSON: 1 CAREER (1 SEASON)

2020-21 (1)
17 points, 10 steals vs. Wofford, 12-19-20

A WEEK FULL OF HONORS FOR KENTUCKY

- The consecutive top-15 wins gave the Wildcats and junior guard Rhyné Howard national praise. Below is a collection of the awards UK and Howard have received this week.
- Kyra Elzy was named espnW National Coach of the Week
- Kentucky was named USBWA National Team of the Week
- Rhyné Howard was named espnW National Player of the Week, Naismith Trophy National Player of the Week, College Sports Madness National Player of the Week and SEC Player of the Week.

DIFFICULT STRETCH TO START CONFERENCE ACTION

- Kentucky vs. South Carolina on Sunday, Jan. 10 was the fourth and final in a four-game stretch where Kentucky played four top-15 teams in 11 days. It marked the first time in program history UK played four straight games against top-15 ranked teams.
- UK started the stretch with a 75-64 win over No. 10 Arkansas before a 92-86 overtime win at No. 12 Mississippi State. The Wildcats ran out of gas down the stretch at No. 8 Texas A&M, falling 77-60 after the game was tied 31-31 at halftime and UK held a lead with just over 4 minutes to go in the third quarter. UK went 7:17 without scoring over the end of the third quarter and start of the fourth quarter against the Aggies. It led to a 14-0 TAMU run that all but sealed the victory.
- Kentucky had a nine-point lead on South Carolina at halftime, but went cold again from the field in the second half, allowing the Gamecocks to score 43 second-half points.
- Kentucky's back-to-back wins against top-15 ranked opponents marked the third time in program history the Wildcats have accomplished that and the first since Dec. 2013. It was the first time that UK has defeated consecutive top-15 SEC foes in program history.

KEY STATS TELL THE TALE FOR UK ...

- Kentucky seems to be at its best when it is sharing the ball and knocking down long-range shots. In fact, it seems the Cats are nearly unbeatable when they do both:
- When Kentucky has 16 or more assists in a game, they are 9-0 this season. UK is 3-3 when it has 10 or less assists.
- When Kentucky hits 10 or more 3s in a game, the Wildcats are 7-0 this season. UK is 3-4 when it hits five or less 3s.
- Kentucky is 13-0 this season when its opponent shoots worse than 42% from the field.
- Dating back to the 2018-2019 season, Kentucky has won 31 consecutive games when its opponent shoots worse than 42% from the field.
- Kentucky is 12-0 this season when its opponent scores 69 points or less.
- Dating back to the 2018-2019 season, Kentucky has won 33 consecutive games when their opponent scores 61 points or less.

COMEBACK CATS STRIKE VS. NO. 13 INDIANA

- Trailing by 14 in the first half and 13 at halftime, Niya Butts challenged the team at half-time to get tougher and show the resilience that is preached in the program. The Wildcats responded by outscoring Indiana 49-32 in the second half, including 21-14 in the fourth quarter to earn the win. Elzy missed the game due to health concerns unrelated to COVID-19.
- Indiana led for 31:53 in the game, including a double-digit lead for a majority of the second half. IU's biggest lead was 14 at 6:44 in the second quarter. UK erasing that lead marks the 12th-largest comeback in school history. The 14-point comeback win is the largest for Kentucky since March 6, 2015 when it trailed Mississippi State by 15 and came back to win.
- The 14-point comeback win is the largest for Kentucky at Memorial Coliseum since Dec. 1, 2013 vs. Louisville when the Cats also trailed by 14.
- After Indiana went up 10 at 59-49 with exactly 7:00 to go in the game, UK went on a 11-0 run over the next 4:09 to grab a 60-59 lead with 2:51 to play. UK now has a 10-0 run or better in every game this season. Indiana grabbed its last lead of the game when it ended UK's 11-0 run with two free throws but Kentucky responded with a 6-0 run, including two Edwards free throws and back-to-back baskets by Howard and Benton to seal the victory.
- UK went 12-of-14 from the charity stripe in the fourth, including 10-for-10 in the final 2:51.
- The Hoosier had limited their first two opponents to a combined 77 points with UK nearly doubling that Sunday with 72.

HOWARD EARNING TONS OF PLAYER OF THE YEAR HYPE

- Rhyné Howard is a top-10 semifinalist for the Jersey Mike's Naismith Trophy Player of the Year Award. She was a finalist for the honor last season.
- She has been named one of 10 players to the Cheryl Miller Small Forward of the Year Award Top 10 Watch List, Dawn Staley Award Late Season Watch List and John R. Wooden Award Late Season Top 20 Watch List.
- Everyone is encouraged to visit RhynéHoward.com to keep up with the junior's campaign to become an unanimous All-America selection and national player of the year.

IF THE CROWN FITS, WEAR IT - RHYNEHOWARD.COM

- Rhyne Howard is at it again this season, showing she is the **BEST PLAYER IN COLLEGE BASKETBALL**. The guard has been amazing for UK this season, averaging a team-best 19.8 points per game with 7.5 rebounds per game. Howard leads UK with 44 3-pointers made adding a team-best 73 assists. She is second with 44 steals - all while playing three fewer games.
- Howard is the only power five player in the nation averaging over 19 points per game and 7.5 rebounds per game with at least 40 steals and 70 assists. She is one of two players overall in the nation to claim that type of overall stat line. The other is from Fresno State.
- The best part of Howard's 2020-21 season is she has so much talent around her it amplifies all her skills because she can show she is more than just a scorer. Howard can help the team with rebounds or assists or steals or defense. She truly can do it all and is showing it.
- A true example of that was her performance vs. Tennessee, scoring eight points but effecting the game by leading the team with seven rebounds, seven steals and six assists.
- Howard has scored 10+ points in every game but two this season, 20+ in 10 games and 30+ in three games.
- Her best outings have come against ranked opponents.
 - * vs. No. 13 Indiana – 22 points, 3 3PGs, 4 rebounds, 2 assists, 1 steal
 - * at No. 24 DePaul – 18 points, 12 rebounds, 5 steals
 - * vs. No. 10 Arkansas – 24 points, 4 3PGs, 10 rebounds, 4 assists, 1 block
 - * at No. 12 Mississippi State – 33 points, 4 3PGs, 10 rebounds, 6 assists, 1 block, 1 steal
 - * at No. 8 Texas A&M – 22 points, 6 rebounds, 5 assists, 2 steals
 - * vs. No. 5 South Carolina – 32 points, 7 rebounds, 3 assists, 2 steals, 1 block
 - * vs. No. 17 Georgia - 27 points, 4 rebounds, 4 steals, 2 assists, 1 block
- Her best performance came at No. 12 Mississippi State, scoring 33 points with 10 rebounds and six assists. She scored 25 points in the fourth quarter and overtime and scored 25 of Kentucky's final 31 points, including 10 of 14 in overtime.
- She had 31 points at Florida, hitting four 3s and adding nine rebounds and then had 27 at Georgia, hitting 4-of-4 from 3 with four steals.
- Howard has scored 1,553 career points sitting 10th in UK history in points scored. She needs 10 more to tie Sara Potts for ninth. Howard is the second player in school history to reach 1,500 career points prior to their senior season (Valerie Still).
- In 79 career games, Howard has ...
 - * Hit at least one 3 in 69 career games, including 16 games this season.
 - * Made three or more 3s in 35 career games, including nine games this season.
 - * Made five or more 3s in 11 career games.
 - * Scored 10+ points in 70 career games, including 18 games this season.
 - * Scored 15+ points in 56 career games, including 13 games this season.
 - * Scored 20+ points in 41 career games, including 10 games this season.
 - * Scored 25+ points in 23 career games, including five games this season.
 - * Scored 30+ points in 6 career games, including three games this season.
 - * Led UK in scoring in 50 career games, including 12 games this season.
 - * Led UK in rebounding in 44 games career games, including 12 games this season.
 - * Led UK in assists in 26 career games, including 10 games this season.
 - * Led UK in steals in 27 career games, including four games this season.
 - * Led UK in blocks in 29 career games, including eight games this season.
 - * Has 17 career double-doubles, including six this season.

RHYNE HOWARD VS. RANKED TEAMS

- Rhyne Howard is at her best against top teams. Below is a look all-time vs. ranked teams.

	GP	GS	Min	FG%	3PT%	FT%	R/G	A/G	STL	BLK	PTS/G
2020-21	10	10	36.0	.460	.386	.784	6.9	3.2	25	8	21.2
2019-20	8	8	35.1	.395	.319	.762	7.6	2.8	12	8	26.4
2018-19	10	10	30.4	.422	.358	.607	5.6	1.7	21	4	15.0
TOTALS	28	28	33.8	.425	.352	.739	6.6	2.5	58	20	20.5

BIG DAWG POWERING KENTUCKY WITH DOUBLE-DOUBLES

- After only playing six minutes in Kentucky's season opener due to foul trouble, head coach Kyra Elzy told reporters postgame that they did not get to see how the real Dre'una Edwards in the game but would soon.
- She was right as Edwards led Kentucky the following game vs. Belmont, scoring 27 points with 15 rebounds, hitting two 3s with three steals in 29 minutes of play. Fifteen points and nine rebounds came in the second half alone. During the game, Edwards set a career high in field-goals made with 11 and attempted with 19. She also had a career high in 3s made with two. The double-digit scoring performance was the 19th of her career while it was the third 20+ performance for her. It was her eighth career double-double and she is the first Kentucky player with at least 27 points with 15 rebounds in a game since Evelyn Akhator vs. Miss. State on Feb. 23, 2017.
- Two more double-double performances immediately followed, as Edwards recorded 16

20-POINT SCORING GAMES

RHYNE HOWARD		41
29	vs. Southern	11/11/18
20	vs. UCLA	11/23/18
25	vs. North Carolina	11/24/18
25	at Louisville	12/09/18
25	vs. Murray State	12/21/18
20	vs. Ole Miss	1/13/19
21	at Texas A&M	1/27/19
23	at Alabama	2/11/19
25	vs. Missouri	3/8/19
21	at NC State	3/25/19
24	vs. Stetson	11/13/19
24	vs. Morehead State	11/21/19
27	vs. Grambling State	11/26/19
29	vs. Charlotte	12/04/19
30	vs. Samford	12/08/19
26	vs. Louisville	12/15/19
29	at California	12/21/19
28	at South Carolina	01/02/20
37	vs. Tennessee	01/05/20
43	at Alabama	01/09/20
22	at Florida	01/12/20
24	vs. Texas A&M	01/16/20
26	at LSU	01/19/20
20	at Arkansas	02/09/20
26	vs. Mississippi State	02/16/20
21	at Ole Miss	02/20/20
24	vs. South Carolina	02/23/20
25	vs. Georgia	02/27/20
26	at Vanderbilt	03/01/20
24	vs. Tennessee	03/06/20
26	vs. Mississippi State	03/07/20
22	vs. Indiana	12/06/20
24	vs. Arkansas	12/31/20
33	at Mississippi State	01/03/21
22	at Texas A&M	01/07/21
32	vs. South Carolina	01/10/21
22	vs. Missouri	01/31/21
26	at Ole Miss	02/04/21
31	at Florida	02/15/21
27	at Georgia	02/25/21
21	vs. Ole Miss	02/28/21

TATYANA WYATT		1
20	vs. Evansville	12/5/17

CHASITY PATTERSON		6
20	at Florida	01/12/20
25	vs. Florida	02/02/20
32	at Arkansas	02/09/20
30	vs. Murray State	11/25/20
22	at DePaul	12/16/20
21	vs. Tennessee	02/11/21

DRE'UNA EDWARDS		1
27	vs. Belmont	11/29/20

BLAIR GREEN		1
22	vs. Vanderbilt	1/17/21

STARTING LINEUP RECORDS

Team	G	G	G	F	F	Result
Murray St.	Patterson	King	Green	Edwards	McKinney	W, 86-60
Belmont	Patterson	King	Green	Edwards	McKinney	W, 70-50
Kansas St.	Patterson	Howard	Green	Edwards	McKinney	W, 60-49
Indiana	Patterson	Howard	Green	Edwards	McKinney	W, 72-68
Marshall	Patterson	Howard	Green	Edwards	Owens	W, 79-45
Samford	Patterson	Howard	Green	Edwards	McKinney	W, 88-54
DePaul	Patterson	Howard	Green	Edwards	McKinney	L, 86-82
Wofford	Patterson	Howard	Green	Edwards	McKinney	W, 98-37
Arkansas	Patterson	Howard	Green	Edwards	McKinney	W, 75-64
Miss. State	Patterson	Howard	Green	Edwards	McKinney	W, 92-86ot
TAMU	Patterson	Howard	Green	Edwards	McKinney	L, 77-60
S. Carolina	Patterson	Howard	Green	McKinney	Owens	L, 75-70
Vanderbilt	Patterson	Hunt	Green	McKinney	Owens	W, 80-73
Auburn	Patterson	Howard	Green	McKinney	Owens	W, 76-71
Tennessee	Patterson	Howard	Green	McKinney	Owens	L, 70-53
Alabama	Patterson	Howard	Green	McKinney	Wyatt	W, 81-68
Missouri	Patterson	Howard	Green	McKinney	Wyatt	W, 61-55
Ole Miss	Patterson	Howard	Green	McKinney	Wyatt	L, 72-60
Tennessee	Massengill	Patterson	Howard	McKinney	Wyatt	W, 71-56
Florida	Massengill	Patterson	Howard	McKinney	Wyatt	W, 88-80
S. Carolina	Massengill	Patterson	Howard	McKinney	Wyatt	L, 76-55
Georgia	Massengill	Patterson	Howard	McKinney	Wyatt	W, 62-58
Ole Miss	Roach	Patterson	Howard	McKinney	Wyatt	L, 73-69

Record by Lineups:

1.	Patterson	Howard	Green	Edwards	McKinney	6-2
2.	Patterson	King	Green	Edwards	McKinney	2-0
3.	Patterson	Howard	Green	Edwards	Owens	1-0
4.	Patterson	Howard	Green	McKinney	Owens	1-2
5.	Patterson	Hunt	Green	McKinney	Owens	1-0
6.	Patterson	Howard	Green	McKinney	Wyatt	2-1
7.	Massengill	Patterson	Howard	McKinney	Wyatt	3-1
8.	Roach	Patterson	Howard	McKinney	Wyatt	0-1

bold indicates last starting lineup used

2020-21 HONORS

RHYNE HOWARD

- Cheryl Miller Award Preseason Watch List
- Naismith Trophy Preseason Watch List
- WBCA Wade Trophy Preseason Watch List
- Wooden Award Preseason Top 30 Watch List
- SEC Preseason Player of the Year (coaches and media)
- SEC Preseason All-SEC First Team (coaches and media)
- AP First-Team Preseason All-American (unanimous)
- espnW National Player of the Week (1/4/21)
- CSM National Player of the Week (1/4/21)
- SEC Player of the Week (1/5/21)
- Naismith Trophy National Player of the Week (1/5/21)
- NCAA Starting 5 of the Week (1/7/21)
- Wooden Award Late Season Top 20 (2/1/21)
- Cheryl Miller Award Top 10 Watch List (2/3/21)
- Dawn Staley Award Late Season Watch List (2/5/21)
- Naismith Trophy Player of the Year Semifinalist (3/2/21)
- SEC Player of the Year (coaches)
- All-SEC First Team (coaches)

KYRA ELZY

- espnW National Coach of the Week (1/4/21)
- USBWA Team of the Week (1/5/21)

CHASITY PATTERSON

- Naismith Defensive POY Watch List (1/26/21)
- Naismith Defensive POY Semifinalist (2/23/21)
- SEC All-Defensive Team (coaches)

points and 12 rebounds vs. Kansas State and 14 points and 10 rebounds against Indiana.

- Edwards is the first UK player since Akhator in 2017 to record three straight double-doubles.
- The forward got her fourth double-double at DePaul with 18 points and 11 rebounds, adding a career-high four blocks with five assists.

PATTERSON BECOMING A STAR FOR WILDCATS

- Chasity Patterson scored UK's first nine points vs. Murray State, hitting two 3-pointers and completing an and-one to set the tone early in UK's season opening 86-60 vs. the Racers. Patterson played 28 minutes in the game with 30 points, going 8-of-13 from the field, 2-of-4 from 3 and 12-of-13 from the free-throw line. She also grabbed a career-high six rebounds and career-high eight steals with three assists. Her 30-point performance was one-point shy of the program record of points scored by a UK player in a season opener. Patterson was lights out in the first half, going 5-of-6 from the field, 2-of-2 from 3 and 9-of-9 from the free-throw line for 21 first-half points. She also had four rebounds and three steals.
- Patterson has been named one of 10 semifinalists for 2021 Naismith Women's Defensive Player of the Year. She is on the SEC All-Defensive Team by league coaches.
- Patterson has recorded eight steals vs. Murray State and DePaul before 10 vs. Wofford.
- Patterson is the third player in program history to record 10 or more steals in a game. Leslie Nichols holds the program record with 11 steals vs. UofL on Feb. 14, 1986.
- Patterson and Nichols are also the only players in school history to record eight or more steals in three or more games in a season.
- Patterson has had an impressive senior season, ranking top-five nationally with 70 steals and top-15 nationally with 3.0 steals per

game. Her impressive steal total this season has moved her into the top 10 in program history in steals per game with over 2.0.

- The guard has recorded seven or more steals four times this season, including four or more steals in three Southeastern Conference games. Patterson is the only player in the SEC this season to record eight or more steals in a game, doing it an impressive three times.
- Patterson has scored 10+ points in every game but five this season.
- Patterson scored 21 points vs. UT, going 9-of-16 from FG and 3-of-5 from 3 with 5 rebounds.
- She had 15 points with two 3s, adding three steals at Georgia.

"MORE CONFIDENT" GREEN

- So far this season, Kentucky coaches have raved about the confidence and performance of Blair Green, who came back to campus in July in shape, stronger and ready for a great year.
- Green started for UK in the opener vs. Murray State, going 5-of-10 from the field and 3-of-5 from arc for 13 points. She added four rebounds, three assists, one block and one steal. It was the third time in Green's career she hit three or more 3s and the 11th 10+ point game.
- Green had a career game against Marshall, scoring a then-high 17 points with a rebound and two steals. Green also set career highs in field goals made with eight and tied a career high in field goals attempted with 13.
- Green scored 10 points against Arkansas, including eight in the fourth quarter. She hit a huge three late in the game to give UK a 66-60 boast, and she had a career-high three blocks.
- Green had another career game against Vanderbilt, scoring a team-high 22 points on 7-of-10 shooting, including 4-of-5 from the arc, while she added five rebounds and two steals.
- The guard led the team in scoring in back-to-back games, first vs.

Vanderbilt, and then at Auburn when she went 7-of-9 from the field, including 2-of-3 from the arc, to post 18 points.

- When she scores 4 or more points, UK is 11-1. Kentucky is 10-1 when Green hits a 3-pointer.
- Green has hit a 3 in 11 games this season and is averaging 21.5 minutes per game.

KEKE MCKINNEY: THE LEADER

- Since the first day she stepped on campus, KeKe McKinney has been the obvious vocal leader for the Wildcats with her outgoing personality and natural leadership skills. The forward showed that yet again in UK's opener, playing a team-high 32 minutes with six points, three rebounds, four steals, two assists and two blocks. Her four steals tied a career high.
- Head coach Kyra Elzy talked postgame about how McKinney was key to UK's success in the season opener vs. Murray State: "I thought KeKe (McKinney) really stepped up to the plate in our black press, we scored off of our defense."
- McKinney followed with her second career double-double vs. Belmont, scoring 10 points with 10 rebounds. She had five points and eight rebounds against Kansas State. McKinney played 35 minutes vs. Indiana with five rebounds, three assists, two blocks and took a key charge late in the game.
- McKinney played 37 minutes against Arkansas, scoring 10 points - with a 3 pointer - adding seven rebounds. She was the defensive key for Kentucky, making sure things clicked.
- The forward continued to shine against Mississippi State with 11 points and four rebounds, hitting a career-high tying three 3s.
- McKinney scored 10+ in her third straight game for the first time in her career against Texas A&M, scoring 12 points with five rebounds and hit two 3s.
- McKinney scored 11 points on 4-of-6 shooting, including an impressive 3-of-4 from long range, adding three assists against Vanderbilt.
- McKinney ranks tied for sixth all-time in program history with 102 blocks.
- McKinney put together a great game against UF, scoring a season-best 13 points with four rebounds and a steal.

KENTUCKY RANKED NO. 17/19 IN LATEST POLLS

- UK is ranked No. 17 in the latest AP Top 25 and No. 19 USA Today/Coaches Top 25.
- UK is 5-5 vs. ranked teams in 2020-21 defeating No. 13 Indiana, No. 12 Mississippi State, No. 10 Arkansas, No. 16 Tennessee and No. 17 Georgia. The losses were at No. 24 DePaul, at No. 8 Texas A&M, vs. No. 5 South Carolina and at No. 25 Tennessee.
- Kentucky has been a mainstay in the AP poll over the last 10 years. In the last 226 polls, the Wildcats have been ranked or receiving votes 209 times, only being left out of 17 polls.
- UK has been ranked 52 straight weeks - the 10th longest active streak in the nation.

OWENS, BENTON IMPRESS

- Robyn Benton and Olivia Owens showed they are going to be impact players for UK in the season opener. Owens was the first sub off the bench for Kentucky and played 18 minutes with seven points and nine rebounds. Benton played 20 minutes and scored seven points with five rebounds, three assists and two steals.
- Benton hit her first 3 as a Wildcat against Belmont and scored nine points with five rebounds and led UK with four assists. Owens played 17 minutes and scored five points with two rebounds and two blocks.
- Against Kansas State, Benton was the spark UK needed off the bench scoring 11 points with five rebounds and three steals. Owens gave UK great minutes, playing 10 minutes with two points and two rebounds.
- Benton was huge in Kentucky's win against No. 13 Indiana, scoring 12 points, going 3-of-5 from the field and 1-of-2 from 3 with a rebound and a block. In the fourth quarter with Kentucky trailing 55-59, Benton hit a 3 and followed with two free throws the following possession to give UK its first lead since early in the game.
- Owens and Benton both played huge minutes against Arkansas. Owens played 17 minutes with nine points and two rebounds. Benton played 14 minutes and went 3-of-4 from 3 with four rebounds and an assist.
- The two transfers were huge against Mississippi State. Benton played 20 minutes hitting two 3s for 10 points, while Owens played 21 points and scored six points with four rebounds.
- On her 21st birthday, Benton had a solid shooting day against Alabama at Rupp Arena. In less than 24 minutes, she scored a season-high 15 points on 6-of-10 shooting from the field and 3-of-5 shooting from long range, adding four rebounds, a steal and a block.

ELZY NAMED INTERIM HEAD COACH

- Following the abrupt retirement of Matthew Mitchell, who is the winningest head coach in program history, Kentucky Director of Athletics Mitch Barnhart moved quickly to name Kyra Elzy as the interim head coach. After a 6-0 start, Barnhart removed the interim tag on Dec. 14 as Elzy signed a contract to stay the program's head coach until 2025-26.

UK IN NCAA/SEC STATS

Category	TEAM (AS OF 3/1)		
	NCAA Rank	SEC Rank	Stat
Ast/TO Ratio	45	2	1.13
Assists	47	6	324
Asts/game	110	8	14.1
Blocks	32	4	90
Blks/game	79	6	3.9
Fewest Fouls	274	10	388
Fewest TOs	133	5	287
FG%	65	9	43.3
FG% defense	229	8	41.4
FT Attempts	112	9	358
FT Made	104	9	257
FT%	121	6	71.8
Fouls/game	166	8	16.9
Reb. margin	203	11	-1.0
Rebounds	70	9	835
Rebs/game	217	12	36.30
Scoring Def.	172	7	65.3
Scoring Margin	68	6	8.0
Scoring Off.	58	8	73.4
Steals	25	2	209
Steals/game	63	3	9.1
3FG% Def.	91	5	29.7
3FG made	39	3	167
3FG/game	76	4	7.3
3FG%	55	5	34.6
TO margin	38	2	3.87
TOs Forced	141	8	16.35
TOs/game	18	2	12.5
W-L%	69	6	69.6
INDIVIDUAL	NCAA	SEC	STAT
Ast/TO Ratio - Howard	110	7	1.70
Asts/gm - Howard	189	12	3.6
FG Made - Howard	59	7	137
Patterson	144	18	115
FG% - Patterson	91	11	48.5
Howard	186	18	43.1
Points - Howard	43	4	395
Patterson	167	19	303
FT Made - Howard	82	7	77
FT% - Howard	171	9	77.8
Mins/gm - Howard	142	6	34.4
Points/gm - Howard	36	4	19.8
Rebounds - Edwards	142	14	149
Rebs/gm - Howard	179	13	7.5
Steals - Patterson	4	1	70
Howard	73	7	44
Steals/gm - Patterson	11	1	3.04
Howard	90	6	2.20
3PFG Made - Howard	79	7	44
3PFG Made/gm - Howard	108	4	2.2
3PFG% - Howard	112	8	35.5

STAT SUPERLATIVES

Here are some UK career statistical superlatives among current players:

Most Games Played:
109 KeKe McKinney

Most Games Started:
90 KeKe McKinney

Consecutive Games Started:
23 by Chasity Patterson

Games with Double-Figure Scoring:

	2020-21	Career
Rhyne Howard	18	70
Dre'una Edwards	12	30
Chasity Patterson	17	28
Tatyana Wyatt	1	21
Blair Green	6	16
KeKe McKinney	6	16
Robyn Benton	7	7
Treasure Hunt	2	2
Olivia Owens	2	2
Jazmine Massengill	1	1

Current Streak of Consecutive Games Played with Double-Figure Scoring:
4 by Rhyne Howard
2 by Chasity Patterson

Games with Double-Figure Rebounding:

	2020-21	Career
Rhyne Howard	6	18
Dre'una Edwards	5	5
KeKe McKinney	1	4
Tatyana Wyatt	0	2

Consecutive Games with Double-Figure Rebounding:
1 by Rhyne Howard

Games with a Double-Double:

	2020-21	Career
Rhyne Howard	6	17
Dre'una Edwards	4	4
Tatyana Wyatt	0	1
KeKe McKinney	1	2
Chasity Patterson	1	1

Consecutive Games with Double-Double:
1 by Rhyne Howard

40-point games:
Rhyne Howard 0 Career 1

30-point games:
Rhyne Howard 3 Career 6
Chasity Patterson 1 Career 2

20-point games:
Rhyne Howard 10 Career 41
Chasity Patterson 3 Career 6
Tatyana Wyatt 0 Career 1
Dre'una Edwards 2 Career 2
Blair Green 1 Career 1

Consecutive 20-point games:
2 by Rhyne Howard

Consecutive Games with a 3-pointer:
6 by Chasity Patterson
1 by Dre'una Edwards
1 by Treasure Hunt

Consecutive Games with at least one steal:
4 by Jazmine Massengill
2 by Rhyne Howard
1 by Treasure Hunt
1 by KeKe McKinney

- Elzy spent eight seasons as an assistant coach for Kentucky, including six of those years as associate head coach. She has been a part of some of the best seasons in program history.
- In her eight years as an assistant coach at Kentucky, the Wildcats have been to the NCAA Tournament six times, including two NCAA Elite Eights. UK won the SEC Regular Season Championship in 2012 - only its second in program history. UK has had a winning season in seven of those eight seasons, including six 20-win seasons and six 10+ wins in league play.
- Under Elzy, UK won 181 games, including 78 league games and 23 vs. ranked teams.
- At Kentucky, Elzy has coached three SEC Player of the Year (Victoria Dunlap, A'dia Mathies, Rhyne Howard), three SEC Freshman of the Year (A'dia Mathies, Bria Goss, Rhyne Howard), one SEC Defensive Player of the Year (Victoria Dunlap), two SEC 6th Woman of the Year (Keyla Snowden, Chasity Patterson), two SEC Scholar-Athletes of the Year (Alyssa Rice and Maci Morris) and her players have earned 39 All-SEC honors overall.

THE MAGIC "80"

- UK holds a remarkable 364-25 (.936) record since 1974 when scoring 80 points or more. The last loss came at DePaul on Dec. 16, 2020 when the Cats fell 86-82. UK is 7-1 this year.

UK IN OVERTIME

- UK is 31-27 all-time in overtime games, including 1-0 under Elzy.

KENTUCKY ALL-TIME

- Kentucky is 861-555 (.608) in its 47th year of varsity competition.

KENTUCKY ALL-TIME AT HOME

- UK is 498-178 all-time at home (.737). Kentucky is 470-161 (.746) all-time in Memorial Coliseum and 30-19 (.612) all-time in Rupp Arena.
- If you do the math, you will notice UK's losses in Memorial Coliseum and Rupp Arena are 2 more than UK has home losses. That reason is UK's NCAA Tournament Sweet 16 game vs. Washington at Rupp Arena on March 25, 2016 and its NCAA Tournament game vs. Indiana on March 18, 1983 at Memorial Coliseum cannot count towards UK's home record.

CATS SHINE IN THE CLASSROOM

- Kyra Elzy has put an emphasis on academics since arriving on campus as an assistant coach several years ago. The Wildcats have had a 3.0 team GPA or better each of the last 15 semesters. In nine seasons with Coach Elzy on staff, UK has a 100% graduation rate among four-year players. UK had a 3.253 team GPA in the fall of 2020.

EIGHT CATS PLAYING OVERSEAS

- Kentucky women's basketball currently has 10 alumnae who signed professional contracts to play overseas for the 2020-21 season.
 - Evelyn Akhator is playing in France
 - Sabrina Haines signed for Radivoj Korac in Serbian 1 ZLS
 - Jennifer O'Neill signed for Lublin in Polish EBLK
 - Jancee Thompson signed for A3 Basket in Swedish Damligan
 - Bria Goss signed for Satu Mare in Romanian Liga Nationala
 - Amanda Paschal plays for Team Seattle in the Eurobasket S.League
 - Jaida Roper plays for Team Los Angeles in the Eurobasket S.League

11 STRAIGHT YEARS TOP 20 IN ATTENDANCE

- Kentucky has averaged 4,500 or more fans every year since 2009-10. The Wildcats have continuously pushed the school's attendance numbers to new altitudes in the last 12 seasons. Kentucky was involved in two of the top-25 most attended games in the nation during the 2019-20 season, including 11,256 fans vs. Louisville at Rupp Arena which ranked 23rd.

ELZY CONTINUES SEC WIN CHALLENGE FOR WE BACK PACK

- For the ninth season, UK interim head coach Kyra Elzy and her husband Dexter, are leading the SEC Win Challenge to help raise awareness and funds for Alzheimer's research through the Pat Summitt Foundation. The 2019-20 SEC Win Challenge raised over \$25,000 for the foundation.

MITCHELL RETIRES AS WINNINGEST HEAD COACH

- Matthew Mitchell, who was the seventh head coach in program history and won 303 games at the helm of the program retired from coaching on Nov. 12 and thus resigned as head coach. Mitchell had brain surgery this offseason after sustaining a concussion and missed most of preseason practice. Mitchell briefly returned to practice this preseason, but after struggling to get back to full speed he elected to retire.
- Here are some of the accomplishments during Mitchell's 13-year tenure: Became UK's all-

time winningest coach on March 3, 2013 with 139 wins in just six seasons ... Including the storied history of the UK MBB program, he was the third Kentucky Basketball head coach to win 300 games with the Wildcats joining Adolph Rupp and John Calipari ... Had 129 career SEC wins, which at the time of his retirement was 8th most in league history ... Two-time SEC Coach of the Year (2010 & 2019) ... Was the eighth coach in league history to win multiple honors ... Led UK to postseason play in 11 of his 13 seasons. (2 WNIT, 9 NCAA, 1 canceled NCAA) ... School-record eight consecutive NCAA Tournament appearances from 2010-2017 ... Three NCAA Elite Eight finishes. (2010, 2012 and 2013) ... Five Sweet 16 appearances. (2010, 2011, 2013, 2014, 2016) ... Led UK to its first SEC Regular Season Championship in 30 years during the 2011-12 season ... Twelve top-four finishes in the SEC in his 13 seasons ... 132 consecutive appearances in the AP Top 25 poll from 2009-10 to 2017 (8th longest streak in poll history.) ... School-record eight straight 20-win seasons from 2010-2017 ... Compiled an impressive 183-42 (.813) mark at home (includes Rupp) ... Led UK to a school-record 30 wins in 2012-13.

CATS IN THE RECORD BOOKS

IND. CAREER RECORDS

SCORING AVERAGE	
1. Valerie Still	23.2
2. RHYNE HOWARD	19.7
3. Leslie Nichols	18.2
4. Pam Browning	14.9
5. A'dia Mathies	14.4
6. Bebe Croley	14.2
7. Victoria Dunlap	13.9
8. SeSe Helm	13.8
9. Evelyn Akhator	13.7
10. Makayla Epps	13.5

3-POINT FIELD GOALS MADE

1. Sara Potts	271
2. Maci Morris	252
3. RHYNE HOWARD	202
4. Jennifer O'Neill	197
5. A'dia Mathies	177
6. Keyla Snowden	176
7. Stacey Reed	175
8. Jenny Pfeiffer	162

3-POINT FIELD GOALS ATT.

1. Sara Potts	719
2. Maci Morris	613
3. Jennifer O'Neill	564
4. Stacey Reed	548
5. RHYNE HOWARD	535
6. A'dia Mathies	481
7. Keyla Snowden	477
8. Jenny Pfeiffer	467
9. Carly Morrow	395
10. Christina Jansen	388

3-PT FG % (MIN. 200 ATT.)

1. Maci Morris	41.1
2. Kristi Cushenberry	39.7
3. RHYNE HOWARD	37.8
4. Sara Potts	37.7
5. Keyla Snowden	36.9
6. Jodie Whitaker	36.8
A'dia Mathies	36.8
8. Shaunda Roberts	36.2
9. Tiffany Wait	36.1
10. Mia Daniel	35.5

BLOCKS

1. Sarah Elliott	195
2. Victoria Dunlap	178
3. Valerie Still	156
4. Azia Bishop	152
5. J. Humphrey	107
6. Leslie Nichols	102
KEKE MCKINNEY	102
8. Samarie Walker	96
9. Laura Meadows	95

STEALS PER GAME (MIN. 75 STEALS)

1. Stacey Reed	2.710
2. Leslie Nichols	2.504
3. Rita Adams	2.427
4. Victoria Dunlap	2.310
5. A'dia Mathies	2.286
6. Patty Jo Hedges	2.266
7. CHASITY PATTERSON	2.261
8. Taylor Murray	2.259
9. RHYNE HOWARD	2.202
10. Christina Jansen	2.140
11. LaTonya McDole	2.076

1,000 POINT CLUB

1. Valerie Still, 2,763
2. A'dia Mathies, 2,014
3. Victoria Dunlap, 1,846
4. Leslie Nichols, 1,797
5. Makayla Epps, 1,790
6. Maci Morris, 1,692
7. Samantha Mahoney, 1,601
8. Pam Browning, 1,598
9. Sara Potts, 1,563
10. RHYNE HOWARD, 1,553
11. Sarah Elliott, 1,502
12. Elisabeth Lukschu, 1,488
13. Selia "SeSe" Helm, 1,487
14. Stacey Reed, 1,482
15. Jennifer O'Neill, 1,449
16. Tiffany Wait, 1,445
17. Jodie Whitaker, 1,433
18. Taylor Murray, 1,359
19. Kristi Cushenberry, 1,358
20. Belitta Croley, 1,339
21. Bria Goss, 1,318
22. Stacy McIntyre, 1,215
23. Maria Donhoff, 1,187
24. LaTonya McDole, 1,180
25. Lea Wise, 1,179
26. Patty Jo Hedges, 1,176
27. Jocelyn Mills, 1,170
28. Karen Mosley, 1,135
29. Janet Timperman, 1,080
30. Tedra Eberhart, 1,071
31. Kim Denkins, 1,057
32. Debbie Miller, 1,031
33. Laura Meadows, 1,024
Janee Thompson, 1,024
35. Sandy Harding, 1,023

Rhyné
HOWARD



- The only power five player averaging over 19 points and 7.5 rebounds per game with at least 40 steals and 70 assists.
- Only SEC player leading her team in scoring, rebounding and assists.
- In 10 games vs. ranked teams, she is averaging 21.2 ppg, 6.9 rpg, 3.2 apg with 25 steals and hitting 46% from the field and 39% from 3.
- Has scored 20+ nine times this season, including three 30+ games.
- Showing she can do more than score, averaging more rebounds, assists and steals than previous two seasons.

19.8
PTS/GM

.355	.431	7.5
3PT%	FG%	RPG
73	44	44
ASTS	STLS	3PFGS



Chasity **PATTERSON**



- The only player in the league to record eight or more steals in a game, doing it three times.
- Ranks fourth nationally and first in the SEC with 70 steals while sitting top 10 nationally in steals per game with 3.2.
- One of two players in program history with eight or more steals in three games.
- Led UK in scoring five times with three 20+ games.
- Led UK in assists in seven games and in steals in 13 games.

70

STEALS

FOURTH NATIONALLY

.375

3PT%

.485

FG%

13.2

PPG

62

ASSISTS



WHEN WAS THE LAST TIME ...

SCORING

A player scored 40+ points: 43, Rhyne Howard, at Alabama, 1-9-20
A player scored 30+ points: 31, Rhyne Howard at Florida, 2-15-21
A player scored 25+ points: 27, Rhyne Howard at Georgia, 2-25-21
A player scored 20+ points: 21, Rhyne Howard vs. Ole Miss, 2-28-21
Player came off the bench to score 20 or more points: 32, Chasity Patterson at Arkansas, 2-9-20
Two players score 20 or more points in a game: 20 Rhyne Howard and 32 Chasity Patterson at Arkansas, 2-9-20
Three players had 20 or more points in a game: vs. Morehead St., 11-18-15 (28, Alexis Jennings; 22, Janee Thompson; 21 Makayla Epps)
Two players score 30 points or more in a game: n/a
A player record five or more consecutive 20-plus point games: 8 by Rhyne Howard (20 at Arkansas, 2-9-20; 26 vs. MSU, 2-16-20; 21 at Ole Miss, 2-20-20; 24 vs. SC, 2-23-20; 25 vs. UGA, 2-27-20; 26 at VU, 3-1-20; 24 vs. Tennessee, 3-6-20; 26 vs. Miss. St., 3-7-20)
A player record four or more consecutive 20-plus point games: 4 by Rhyne Howard (24 vs. Arkansas, 12-31-20; 33 at Miss. St., 1-3-21; 22 at TAMU, 1-7-21; 32 vs. S.Carolina, 1-12-21)
A player record three or more consecutive 20-plus point games: 4 by Rhyne Howard (24 vs. Arkansas, 12-31-20; 33 at Miss. St., 1-3-21; 22 at TAMU, 1-7-21; 32 vs. S.Carolina, 1-12-21)
A player record back-to-back 20-plus point games: 2 by Rhyne Howard (27 at Georgia, 2-25-21; 21 vs. Ole Miss, 2-28-21)
A player record four or more consecutive 25-plus point games: 5 by Rhyne Howard (26 vs. UofL, 12-15-19; 29 at Cal, 12-21-19; 28 at South Carolina, 1-2-20; 37 vs. Tennessee, 1-5-20; 43 at Alabama, 1-9-20)
A player record back-to-back 30-plus point games: Rhyne Howard 37 vs. Tennessee, 1-5-20; 43 at Alabama, 1-9-20
A player score 15 or more points in the 1st half: 19, Rhyne Howard vs. South Carolina, 1-10-21
A player score 15 or more points in the 2nd half and OT: 15, Rhyne Howard at Georgia, 2-25-21
A player score 20+ points in the 1st half: 26, Rhyne Howard vs. Louisville, 12-15-19
A player score 20+ points in the 2nd half and OT: 25, Rhyne Howard at Miss. State, 1-3-21
A player hit a last-second shot to win the game: Rhyne Howard at Cal, 12-21-19 (hit the game-winning basket with 3.2 remaining in the contest to put Kentucky up 63-61)
A freshman score 25 points or more: 25, Rhyne Howard vs. Missouri, 3-8-19
All five starters in double figures: vs. Oklahoma, 3-21-16
No player scored in double figures: vs. LSU, 1-16-03

DOUBLE-DOUBLES

A player record a double-double: Rhyne Howard (21pts/16rebs), vs. Ole Miss, 2-28-21
10-20 Game: Evelyn Akhator (14pts/23rebs), vs. Ohio State, 3-19-17
20-20 Game: Valerie Still (42 pts/20 rbs) vs. Charleston, 12-19-82
20-10 Game: Rhyne Howard (21pts/16rebs) vs. Ole Miss, 2-28-21
30-10 Game: Rhyne Howard (33 pts/10 rbs) at Miss. St., 1-3-21
More than one player with a double-double in the same game: Dre'una Edwards (18pts/11rebs) and Rhyne Howard (18pts/12rebs) at DePaul, 12-16-20
Three players with a double-double in the same game: Alexis Jennings (28pts/13rebs), Evelyn Akhator (12pts, 16rebs), Makayla Epps (21pts, 11rebs,12asts) vs. Morehead State, 11-18-15
A player record back-to-back double-doubles: Rhyne Howard (22pts/10rebs) vs. Mizzou, 1-31-21; (26pts/10rebs) at Ole Miss, 2-4-21
More than one player record back-to-back double-doubles: Victoria Dunlap (11 pts/12 rbs) and Eleia Roddy (13 pts/10 rbs) vs. NCAT,

1-1-09; Victoria Dunlap (20 pts/15 rbs) and Eleia Roddy (11 pts/10 rbs) vs. Miami (Ohio), 1-3-09
Double-Double in Points and Rebs: Rhyne Howard (21pts/16rebs) vs. Ole Miss, 2-28-21
Double-Double in Points and Assists: Taylor Murray (23pts/10 ast) vs. UNC, 11-24-18
Double-Double in Points and Blocks: n/a
Double-Double in Points and Steals: Chasity Patterson (17pts/10stls) vs. Wofford, 12-19-30
A player record four or more consecutive double-doubles: 5 by Evelyn Akhator (10pts/14rebs) vs. Washington, 3-25-16, (18pts/10rebs) vs. Miami, 11-11-16, (28pts/13rebs) vs. Albany, 11-12-16, (17pts/11rebs) vs. New Hampshire, 11-17-16, (12pts/14rebs) at Colorado, 11-19-16
A player record five or more consecutive double-doubles: 5 by Evelyn Akhator (10pts/14rebs) vs. Washington, 3-25-16, (18pts/10rebs) vs. Miami, 11-11-16, (28pts/13rebs) vs. Albany, 11-12-16, (17pts/11rebs) vs. New Hampshire, 11-17-16, (12pts/14rebs) at Colorado, 11-19-16
A player record a triple-double in a game: (2nd in school history) Makayla Epps, vs. Morehead State, (21pts, 12ast, 11 rbs) 11-18-15
A player record a perfect game (at least five FGs made): Makayla Epps vs. Middle Tennessee, 12-12-14 (6-of-6 FGs)
5 or more players score in double figures: 5 at Ole Miss (2-20-20) - Howard (21), Green (10), Patterson (15), Haines (15), Roper (10)
6 or more players score in double figures: 6 vs. WCU (12-18-18) - Wyatt (16), Morris (13), Howard (18), Murray (11), Paschal (11), Roper (12)
7 or more players score in double figures: 8 vs. Lipscomb (11-21-13) - Stallworth (14), Walker (10), Thompson (16), Goss (18), Evans (12), O'Neill (11), Pinkett (15), Harper (12)

FIELD GOALS

Made 12 FG in a game: 12, Rhyne Howard at Florida, 2-15-21
Made 13 FG in a game: 13, Rhyne Howard vs. South Carolina, 1-10-21
Made 14 FG in a game: 14, Rhyne Howard at Alabama, 1-9-20
Made 15 FG in a game: 18, Makayla Epps vs. Mississippi State, 1-12-15
Made 16 FG in a game: 18, Makayla Epps vs. Mississippi State, 1-12-15
Made 17 FG in a game: 18, Makayla Epps vs. Mississippi State, 1-12-15
Made 18 FG in a game: 18, Makayla Epps vs. Mississippi State, 1-12-15

FIELD GOALS ATTEMPTED

Attempted 29 FG in a game: 30, Makayla Epps vs. Miss. State, 1-12-15
Attempted 28 FG in a game: 30, Makayla Epps vs. Miss. State, 1-12-15
Attempted 27 FG in a game: 27, Rhyne Howard vs. Tennessee, 1-5-20
Attempted 26 FG in a game: 26, Rhyne Howard at Ole Miss, 2-4-21
Attempted 25 FG in a game: 25, Rhyne Howard vs. Ole Miss, 2-28-21
Attempted 24 FG in a game: 25, Rhyne Howard vs. Ole Miss, 2-28-21
Attempted 23 FG in a game: 25, Rhyne Howard vs. Ole Miss, 2-28-21
Attempted 22 FG in a game: 25, Rhyne Howard vs. Ole Miss, 2-28-21
Attempted 21 FG in a game: 25, Rhyne Howard vs. Ole Miss, 2-28-21
Attempted 20 FG in a game: 25, Rhyne Howard vs. Ole Miss, 2-28-21

THREE-POINTERS

A player with 5 in a game: 5, Rhyne Howard vs. Tennessee, 3-6-20
A player with 6 in a game: *7, Rhyne Howard at Alabama, 1-9-20
A player with 7 in a game: *7, Rhyne Howard at Alabama, 1-9-20
Attempted 10 or more in a game: 11, Rhyne Howard at VU, 3-1-20
Made 7+ in back-to-back games: *7, Rhyne Howard at Alabama, 1-9-20

FREE THROWS

Made 10 FT in a game: 10, Rhyne Howard at Ole Miss, 2-4-21
Made 11 FT in a game: 12, Chasity Patterson vs. Murray St., 11-25-20
Made 12+ FT in a game: 12, Chasity Patterson vs. Murray St., 11-25-20

WHEN WAS THE LAST TIME ...

Attempted 10 FT in a game: 11, Rhyne Howard vs. Ole Miss, 2-28-21
Attempted 11 FT in a game: 11, Rhyne Howard vs. Ole Miss, 2-28-21
Attempted 12 FT in a game: 14, Rhyne Howard at Ole Miss, 2-4-21
Attempted 15+ FTs in a game: 15, Makayla Epps vs. Miami, 11-11-16
Hit 100% (10+ attempts): Jaida Roper, 02-27-20 (11-11) vs. Georgia

REBOUNDS

A player with 10+ rebounds: 16, Rhyne Howard vs. Ole Miss, 2-28-21
A player with 11+ rebounds: 16, Rhyne Howard vs. Ole Miss, 2-28-21
A player with 12+ rebounds: 16, Rhyne Howard vs. Ole Miss, 2-28-21
A player with 13+ rebounds: 16, Rhyne Howard vs. Ole Miss, 2-28-21
A player with 14+ rebounds: 16, Rhyne Howard vs. Ole Miss, 2-28-21
A player with 15+ rebounds: 16, Rhyne Howard vs. Ole Miss, 2-28-21
A player with 16+ rebounds: 16, Rhyne Howard vs. Ole Miss, 2-28-21
A player with 17+ rebounds: 23, Evelyn Akhator vs. Ohio St., 3-19-17
A player with 18+ rebounds: 23, Evelyn Akhator vs. Ohio St., 3-19-17
A player with 19+ rebounds: 23, Evelyn Akhator vs. Ohio St., 3-19-17
A player with 20+ rebounds: 23, Evelyn Akhator vs. Ohio St., 3-19-17
A player with 21+ rebounds: 23, Evelyn Akhator vs. Ohio St., 3-19-17
A player with 25+ rebounds: *27, Valerie Still vs. National College, 2-9-82
A player with back-to-back games with 15+ rebounds: Evelyn Akhator
 15 rebs at Alabama (1-12-17); 16 rebs vs. Georgia (1-15-17)
10+ Rebs in 3 consecutive games: 3, Dre'una Edwards (11-29-20 - 12-6-20)
10+ Rebs in four consecutive games: 5, Evelyn Akhator (3-25-16 -
 11-19-16)
10+ Rebs in five consecutive games: 5, Evelyn Akhator (3-25-16 -
 11-19-16)
10+ Rebs in six consecutive games: 7, Eleia Roddy (2008)
Two players grab 10+ rebounds in a game: 11, Edwards and 10,
 Howard at Mississippi State, 1-3-21
Three players grab 10+ rebounds in a game: 16, Akhator; 13, Jennings;
 11, Epps vs. Morehead State, 11-18-15

ASSISTS

A player with 8+ assists in a game: 10, Jamzine Massengill, at Florida,
 2-15-21
A player with 9+ assists in a game: 10, Jamzine Massengill, at Florida,
 2-15-21
A player with 10+ assists in a game: 10, Jamzine Massengill, at Florida,
 2-15-21
A player with 11+ assists in a game: 11, Taylor Murray vs. UF, 2-19-17
A player with 12+ assists in a game: 12, Makayla Epps vs. Morehead
 State, 11-18-15

BLOCKS

A player with 5 or more blocks in a game: 5, KeKe McKinney vs.
 Alabama, 1-6-20
A player with 6 or more blocks in a game: 6, Alexis Jennings vs.
 Oklahoma, 3-21-16
A player with 7 or more blocks in a game: *7, DeNesha Stallworth
 vs. Texas A&M, 2-18-13

STEALS

A player with 5 steals in a game: 7, Rhyne Howard vs. Tennessee, 2-11-21
A player with 6 steals in a game: 7, Rhyne Howard vs. Tennessee, 2-11-21
A player with 7 steals in a game: 7, Rhyne Howard vs. Tennessee, 2-11-21
A player with 8 steals in a game: 10, Chasity Patterson vs. Wofford, 12-19-20
A player with 9 steals in a game: 10, Chasity Patterson vs. Wofford, 12-19-20
A player with 10 steals in a game: 10, Chasity Patterson vs. Wofford, 12-19-20
A player with 11 or more steals in a game: *11, Leslie Nichols vs.
 Louisville, 2-14-86

MINUTES

Played every minute of a game: 40 Taylor Murray vs. LSU, 2-4-18
Played over 40 minutes: 44, Taylor Murray vs. Missouri, 3-8-19
Played over 45 minutes: 45, Makayla Epps & Makenzie Cann at
 Louisville, 12-4-16
Played over 50 minutes: 51, Kastine Evans vs. Baylor - 4OT, 12-6-13

FOULS

Four or more UK players foul out in a game: Jennifer Humphrey,
 Sarah Elliott, Chanté Bowman, Brittany Edelen vs. Louisville, 12-3-06

THE LAST TIME KENTUCKY...

Won a game by 20 or more pts: +61 (98-37) vs. Wofford, 12/19/20
Won an SEC game by 20 or more pts: +21 (86-65) vs. Tennessee, 3-6-20
Won a game by 30 or more pts: +61 (98-37) vs. Wofford, 12/19/20
Won an SEC game by 30 or more pts: +42 (94-52) at Ole Miss, 2-20-20
Won a game by 40 or more pts: +61 (98-37) vs. Wofford, 12/19/20
Won an SEC game by 40 or more points: +42 (94-52) at Ole Miss, 2-20-20
Won a game by 50 or more pts: +61 (98-37) vs. Wofford, 12/19/20
Won an SEC game by 50 or more pts: *+53 (100-47) vs. Miss. St., 1-17-13
Won a game by 60 or more pts: +61 (98-37) vs. Wofford, 12/19/20
Won a game by 70 or more pts: +75 (100-25) vs. Jacksonville St., 11-15-11
Scored 100 pts or more in a game: 100 vs. Evansville, 12-5-17
Scored 100 pts or more in an SEC game: 108 vs. Ole Miss, 2-13-14
Scored 90 points or more in a game: 98 vs. Wofford, 12-19-20
Scored 90 points or more in three straight games: 96 vs. Wagner,
 11-10-13; 103 vs. Georgia Southern, 11-13-13; 96 vs. Central
 Michigan, 11-17-13
Scored 90 points or more in four straight games: 4 - 96 vs. Wagner,
 11-10-13; 103 vs. Georgia Southern, 11-13-13; 96 vs. Central
 Michigan, 11-17-13, 116 vs. Lipscomb 11-12-13
Scored 80 points or more in a game: 88 at Florida, 2-15-21
Scored 50 points or more in the first half: 53 vs. Georgia, 2-27-20
Scored 50 points or more in the second half: 50 vs. Wofford, 12-19-20
Scored 60 points or more in first half: 60 vs. Grambling, 12-29-13
Scored 60 points or more in second half: 60 vs. Ole Miss, 2-13-14
Lost a game by 20 or more points: -21 (76-55) at S. Carolina, 2-21-21
Lost a game by 30 or more points: -30 (93-63) vs. South Carolina, 3-5-16
Lost a game by 40 or more points: -44 (39-83) vs. Tennessee, 1-27-2001
Lost an SEC game by 40 or more pts: -44 (39-83) vs. Tennessee, 1-27-01
Lost a game by 50 or more points: -72 (38-110) vs. Tennessee, 1-21-01
Lost a game by 60 or more points: -72 (38-110) vs. Tennessee, 1-21-01
Lost a game by 70 or more points: -72 (38-110) vs. Tennessee, 1-21-01
Allowed 100 points: 103 by Arkansas, 2-3-20
Allowed 90 or more points: 99 by South Carolina, 1-2-20
Scored fewer than 50 points: 50 at Virginia, 11-16-19
Scored fewer than 40 points: 36 vs. LSU, 12-18-2005
Scored fewer than 25 points in a half: 25 (2nd) at S. Carolina, 2-21-21
Scored fewer than 20 points in a half: 16 (1st) at LSU, 1-19-20
Held opponent to 50 points or fewer: 37 vs. Wofford, 12-19-20
Held opponent to 40 points or fewer: 37 vs. Wofford, 12-19-20
Held opponent to 30 points or fewer: 24 by Jackson St., 11-29-15
Held opponent to 20 pts or fewer in the 1st half: 18 vs. Missouri, 1-31-21
Held opponent to 20 pts or fewer in the 2nd half: 18 vs. Winthrop, 12-11-19
Held SEC opp. to 20 pts or fewer in the 1st half: 18 vs. Missouri, 1-31-21
Held an opponent to 10 points or fewer in the first half: *9 by
 Charleston Southern, 12-10-04
Held an opponent to 10 points or fewer in the second half: *7 by
 Jackson St., 11-29-15
Won a game after trailing at the half: Indiana, 12-6-20 (36-23)
Won a game after trailing 10+ at the half: Indiana, 12-6-20 (36-23)
Won an SEC game after trailing at the half: at Tenn., 1-5-20 (33-35)
Won after trailing at the half at home: vs. Indiana, 12-6-20 (36-23)

WHEN WAS THE LAST TIME ...

Won after trailing at the half on the road: at K-State, 12-3-20 (27-25)
Scored 100 or more points and lost: n/a
Scored 80 points or more and lost: at DePaul, 12-16-20 (86-82)
Scored 50 points or fewer and won: 50 at Virginia, 11-16-19
Game decided by one point: vs. Louisville, 12-15-19 (L, 67-66)
Game decided by two points: at Cal, 12-21-19 (63-61)
Game decided by three points: at Virginia, 11-16-19 (50-47)
Shot 50 percent or better vs. non-conference opponent: 50.6% (39-of-77) vs. Wofford, 12-19-20
Shot 50% or better vs. SEC opponent: 53.7% (36-of-67) at Florida, 2-15-21
Shot 50 percent or better in consecutive games:
 54.1% (33-of-61) vs. Marshall, 12-9-20
 51.6% (33-of-64) vs. Samford, 12-13-20
Shot 55 percent or better: 56.7 vs. Austin Peay, 12-1-19
Shot 60 percent or better: 64.7 vs. Alabama, 1-25-18
Shot 70 percent or higher in a half: 71.4 (1st half) vs. Middle Tenn., 12-15-18
Shot 60 percent or higher from 3: 60.0 vs. Middle Tenn., 12-15-18
Shot 30 percent or lower: 28.6 at Tennessee, (18-of-63), 1-24-21
Shot 20 percent or lower: 20.0 vs. Georgia, (12-of-60), 3-02-07
Shot 15% or lower in a half: 13.6 (1st half) vs. USC (3-of-22), 3-2-08
Held an opponent to lower than 30 percent: 28.3% (13-of-46) by Wofford, 12-19-20
Held an opponent to lower than 20 percent: 15.6% (7-of-45) by Jackson State, 11-29-15
Held an opponent to lower than 15 percent in a half: 8.5% (1st half) vs. Wofford, 12-19-20
Opponent shot 50 percent or better: 51.7% by Florida (30-58), 2-15-21
Opponent shot 60 percent or better: 61.0% by SC (36-of-59), 1-2-20
Opponent shot 50 percent or better in consecutive games: Two straight - Florida, 58.0% (29-of-50), 1-31-16; South Carolina, 52.0% (26-of-50), 2-4-16
Did not hit a 3-pointer: vs. Missouri, 3-8-19 (0-of-16)
Held opponent without a 3-pointer: South Carolina, 12-23-20 (0-of-5)
Held consecutive opponents without a 3-pointer: Delaware State, 11-10-12 (0-of-0) and Baylor, 11-13-12 (0-3)
Opponent hit 10 or more 3-pointers: 11 by Arkansas, 2-9-20; 11 by Alabama, 1-28-21
Hit 10 or more 3-pointers: 10 at Florida, 2-15-21
Hit 11 or more 3-pointers: 14 at Miss. State, 1-3-21
Hit 12 or more 3-pointers: 14 at Miss. State, 1-3-21
Hit 13 or more 3-pointers: 14 at Miss. State, 1-3-21
Hit 16 or more 3-pointers: *16 at Alabama, 1-9-20
Hit 10+ 3s in three straight games: *Four straight - Charlotte 10 (12/04), Samford 11 (12/08), Winthrop 13 (12/11), UofL (12/15)
Pulled down 60 or more rebounds: *67 vs. Morehead State, 11-18-15
Pulled down 65 or more rebounds: *67 vs. Morehead State, 11-18-15
Had 20 or more Reb. than Opp: 22 vs. SHU, 12-29-18 (57-35)
Had 30 or more assists in a game: 32 vs. Morehead St., 11-18-15
Had 20 or more assists in a game: 23 vs. Alabama, 1-28-21
Had 20 or more assists in three straight games: 4 - 32 vs. Morehead St., 11-18-15; 24 vs. Colorado 11-22-15; 26 vs. Eastern Michigan 11-25-15; 22 vs. Jackson State 11-29-15
Had 20 or more assists in four straight games: 32 vs. Morehead St., 11-18-15; 24 vs. Colorado 11-22-15; 26 vs. Eastern Michigan 11-25-15; 22 vs. Jackson State 11-29-15
Had 20 or more assists in five straight games: 26 vs. Louisville (2/23/82); 25 vs. Alabama (2/26/82); 29 vs. LSU (2/27/82), 27 vs. Tennessee (2/28/82) and 24 vs. Illinois (3/14/82)
Had 19 or more blocks in a game: *19 vs. North Carolina A&T, 12-6-05
Had 10 or more blocks in a game: 10 vs. Evansville, 12-5-17
Opponent had 10 or more blocks in a game: 10 vs. S.Carolina, 1-10-21
Had 15 or more steals in a game: 18 vs. Wofford, 12-19-20

Had 20 or more steals in a game: 23 vs. Alabama State, 11-7-18
Had 25 or more steals in a game: *28 vs. West Virginia, 12-12-93
Opponent had 15 or more steals in a game: 17 by LSU, 1-17-19
Forced 30 or more turnovers in a game: 33 vs. Wofford, 12-19-20
Forced 30 or more turnovers in an SEC game: 31 vs. Tennessee, 3-3-13
Forced 40 or more turnovers in a game: 43 vs. Alabama State, 11-7-18
Committed 30 or more turnovers in a game: 30 at Florida, 1-31-16
Committed 30 or more turnovers and won: 34 vs. Green Bay, 3-19-12
Committed five turnovers or fewer: 5 vs. NC State, 3-25-19
Committed 10 turnovers or fewer in a non-con game: 10 vs. Wofford, 12-19-20
Committed 10 turnovers or fewer in an SEC game: 9 at Florida, 2-15-21
Opponent committed fewer than 10 turnovers: 9 by Indiana, 12-6-20; 9 by Alabama, 1-28-21
Attempted 40 FT: 42 vs. Tennessee St., 3-20-15
Attempted fewer than five FT: 4 vs. South Carolina, 1-13-11
Made 30 FT: 31 vs. Tennessee St., 3-20-15
Made 40 FT: 49* vs. Baylor, 12-6-13
Hit 100 percent from the free-throw line (min. 10 made): *12-of-12 vs. Missouri, 1-13-13
Won an overtime game: at Miss. State, 1-3-21, (92-86) (A) 1OT
Lost an overtime game: vs. Missouri, 3-8-19 (70-68) (N) 1OT
Played a double-overtime game: vs. Miss. State, 2-12-15 (92-90) (H)
Played a triple-overtime game: vs. Baylor, 12-6-13 (133-130) (N) 4OT
Played a quadruple-overtime game: vs. Baylor, 12-6-13 (133-130) (N) 4OT
Started three freshmen in a game: (Evans, Conwright, Drake) vs. UTC, 12-11-10
Started four freshmen in a game: (Mendeng, Helm, Hawthorne, Stoglin) vs. Tennessee, 1-27-2001
Defeated a Top-5 opponent: 2-23-17 - #22/rv UK 78 - #3/2 vs. Miss. State 75 (OT) (H)
Defeated a Top-10 opponent: 12-31-20 - #13/11 UK 75 - vs. #10/10 Arkansas 64 (H)
Defeated a Top-25 opponent: 2-25-21- #19/17 UK 62 - vs. #17/18 Georgia 58 (A)
Defeated a Top-25 non-conference opponent at home: 12-6-20 - #11/13 UK 72 - #13/15 Indiana 68 (H)
Defeated a Top-25 non-conference opponent on the road: 11-15-15 - #17/18 UK 68 - #15/15 Arizona State 64 (A)
Defeated a Top-25 opponent at a neutral site: 11-22-18 - #rv UK 85 - #17 vs. USF 63 (N) - 2018 Paradise Jam
Defeated a Top-10 SEC opponent at home: 2-11-21 - #20/18 UK 71 - vs. #16/19 Tennessee 64 (H)
Defeated a Top-25 SEC opponent at home: 12-31-20 - #13/11 UK 75 - vs. #10/10 Arkansas 56 (H)
Defeated a Top-25 opponent on the road: 2-25-21- #19/17 UK 62 - vs. #17/18 Georgia 58 (A)
Defeated a Top-25 SEC opponent on the road: 1-3-21- #13/11 UK 92 - vs. #12/13 Mississippi State 86 (A)
Defeated a Top-10 opponent on the road: 12-7-14 - UK 77 - #7/7 Louisville 68 (A)
Defeated a Top-10 SEC opponent on the road: 2-16-14 - UK 75 - #8/8 Tennessee 71 (A)
Was defeated by an unranked opp. (while ranked) at home: vs. Ole Miss (73-69), 2-28-21 (#19/17)
Was defeated by an unranked opp. (while ranked) on the road: at Ole Miss (60-72), 2-4-21 (#15/14)
Was defeated by an unranked opp. (while ranked) at a neutral site: vs. Missouri (70-68), 3-8-19 (#13/14)

* Denotes a school record

TOP-10 HOME GAMES ATTENDANCES (! INCLUDES RUPP ARENA)

1.	23,705	Duke !	12/22/13
2.	22,075	Baylor !	11/17/14
3.	18,488	DePaul !	12/07/12
4.	17,150	Duke !	12/20/15
5.	14,508	Duke !	12/08/11
6.	14,425	Louisville !	12/10/15
7.	13,689	Tennessee !	01/26/06
8.	10,622	Old Dominion	02/05/83
9.	10,390	Rutgers !	01/12/80
10.	10,192	Louisville !	12/28/06

TOP-10 MEMORIAL COLISEUM ATTENDANCES

1.	10,622	Old Dominion	02/06/83
2.	8,429	Tennessee	01/29/04
3.	8,223	Auburn	02/18/83
4.	8,200	Tennessee	02/09/83
5.	8,130	Tennessee	01/23/00
6.	7,965	Tennessee	03/03/13
7.	7,963	Louisville	12/11/13
8.	7,961	Tennessee	01/12/12
9.	7,951	Louisville	12/04/11
10.	7,888	Florida	01/22/12

HOME COURT WINNING STREAKS (INCLUDES RUPP ARENA)

Games	Began	Ended	
1.	34	Feb. 13, 2011	Feb. 3, 2013
2.	30	Feb. 12, 1980	Jan. 31, 1982
3.	25	March 19, 2009	Jan. 9, 2010
4.	19	Feb. 23, 1982	Feb. 9, 1983
5.	14	Jan. 31, 1990	Jan. 27, 1991
6.	13	Jan. 30, 1984	Jan. 13, 1985
	13	March 2, 2014	Jan. 29, 2015
8.	11	Feb. 7, 1987	Jan. 7, 1988
	11	Feb. 10, 1979	Feb. 2, 1980
10.	10	Nov. 19, 2004	Jan. 27, 2005

KENTUCKY ATTENDANCE AVERAGES LAST 15 YEARS

Year	Total	(Games) Rank	Avg. PG
2003-04	72,533	(14 games) 16th	5,182
2004-05	90,663	(19 games) 20th	4,772
2005-06	77,411	(15 games) 20th	5,161
2006-07	87,943	(15 games) 13th	5,863
2007-08	85,769	(18 games) 23rd	4,756
2008-09	75,194	(17 games) 21st	4,423
2009-10	95,615	(17 games) 14th	5,624
2010-11	95,453	(15 games) 11th	6,364
2011-12	113,068	(18 games) 13th	6,282
2012-13	104,447	(17 games) 11th	6,144
2013-14	121,089*	(18 games) 9th	6,727*
2014-15	108,436	(17 games) 8th	6,379
2015-16	116,164	(18 games) 8th	6,454
2016-17	104,252	(20 games) 14th	5,213
2017-18	82,984	(16 games) 15th	5,187
2018-19	85,807	(18 games) 18th	4,767
2019-20	80,853	(17 games) 19th	4,756

* - SCHOOL RECORD



Memorial Coliseum (8,000)

- The Coliseum covers an entire city block and has as much space as a seven-story office building. It currently has a capacity of 8,000.
- The Coliseum was built in 1950 and serves as a memorial to every Kentuckian who lost their life serving their country.
- A massive new LED video board spanning approximately 1,800 square feet with dimensions of 30 feet by 60 feet was installed in Memorial Coliseum in 2018.
- Wildcat fans are passionate about their basketball, that's why UK has ranked in the nation's top 20 and in the SEC's top four in attendance 11 straight years.
- UK averaged 5,186 fans per game in 2017-18 which ranked 15th nationally.
- UK drew 116,164 fans for its home games in 2015-16 the second-highest total attendance in school history.



Rupp Arena (23,500)

- Rupp Arena is entering its 45th season.
- An awesome structure in sight and scope, the arena is divided into two seating areas. The lower level features 10,000 cushioned theater seats while the upper arena has new chairback seats on the sidelines. The latter can be visually isolated to provide more natural setting for small shows.
- The Wildcats command an exclusive and updated state-of-the-art locker room, while other amenities include six team-size dressing rooms and eight smaller units.
- In 2013-14, UK set the new single-game attendance record when 23,706 fans saw UK face No. 2 Duke in Rupp Arena on Dec. 22, 2013. The attendance marked the largest crowd ever to see a college women's hoops game in the Commonwealth — the previous mark was 22,152 for the first Kentucky-Louisville game played in the KFC Yum! Center on Dec. 5, 2010.
- In 2015-16, Kentucky packed 17,150 fans in Rupp Arena on Dec. 20 against Duke, which was the fourth-largest home crowd in program history. On Dec. 10, the Wildcats had 14,425 fans at the historic arena, which was the sixth-largest home crowd in school history.

MISCELLANEOUS AND SPECIALTY STATS

LEADING SCORER

Rhyné Howard	12
Chasity Patterson	5
Dre'una Edwards	3
Blair Green	3

LEADING REBOUNDER

Rhyné Howard	12
Dre'una Edwards	7
Olivia Owens	3
Nyah Leveretter	2
Tatyana Wyatt	2
KeKe McKinney	1

LEADER IN ASSISTS

Rhyné Howard	11
Chasity Patterson	7
Jazmine Massengill	5
Robyn Benton	2
Blair Green	2
Dre'una Edwards	2
Emma King	1

CHARGES DRAWN

Kentucky	12
McKinney	4
Owens	3
Wyatt	3
Howard	1
Patterson	1
Opponents	14

10-SEC. BACKCOURT VIOLATION FORCED

Kentucky	0
Opponent	2

5-SEC. OUT-OF-BOUNDS CALLS FORCED

Kentucky	1
Opponent	0

SHOT CLOCK VIOLATIONS FORCED

Kentucky	11
Opponent	13

20-POINT SCORING GAMES

Rhyné Howard	10
Chasity Patterson	3
Dre'una Edwards	1

30-POINT SCORING GAMES

Rhyné Howard	3
Chasity Patterson	1

40-POINT SCORING GAMES

TBD	
-----	--

DOUBLE-FIGURE SCORING GAMES

Rhyné Howard	18
Chasity Patterson	17
Dre'una Edwards	12
Robyn Benton	7
Blair Green	6
KeKe McKinney	5
Olivia Owens	2
Treasure Hunt	2
Jazmine Massengill	1
Tatyana Wyatt	1

DOUBLE-FIGURE REBOUND GAMES

Rhyné Howard	6
Dre'una Edwards	4
KeKe McKinney	1

20-PLUS REBOUNDING GAMES

TBD	
-----	--

SEASON DOUBLE-DOUBLES

Rhyné Howard	6
Dre'una Edwards	4
KeKe McKinney	1
Chasity Patterson	1

TECHNICAL FOULS

Kentucky	1
Edwards	1
Opponent	1

UK'S FIRST SUBSTITUTION

Robyn Benton	12
Dre'una Edwards	9
Olivia Owens	5
Jazmine Massengill	5
Emma King	1

FIRST TO SCORE

Chasity Patterson	7
Rhyné Howard	6
Dre'una Edwards	4
Blair Green	3
KeKe McKinney	2
Olivia Owens	1

JUMP BALLS CONTROLLED

Kentucky	6
Dre'una Edwards	4
Tatyana Wyatt	2
Opponent	17

RUNS OF 10 OR BETTER

Kentucky	13
Opponent	9

LARGEST HALFTIME LEAD

vs. Wofford	37
-------------	----

LARGEST HALFTIME LEAD (SEC)

vs. Alabama	11
vs. Tennessee	11

LARGEST HALFTIME DEFICIT

vs. Indiana	-13
at Ole Miss	-13

LARGEST HALFTIME DEFICIT (SEC)

at Ole Miss	-13
-------------	-----

LARGEST UK LEAD

vs. Wofford	61
-------------	----

LARGEST UK WIN

vs. Wofford	61
-------------	----

LARGEST UK WIN (SEC)

vs. Tennessee	15
---------------	----

LARGEST UK DEFICIT

at Tennessee	26
--------------	----

LARGEST UK DEFICIT (SEC)

at Tennessee	26
--------------	----

LARGEST UK LOSS

at South Carolina	21
-------------------	----

LARGEST UK LOSS (SEC)

at South Carolina	21
-------------------	----

MOST CONSECUTIVE POINTS

vs. Wofford	18
-------------	----

MOST CONSECUTIVE POINTS (SEC)

Tennessee	12
-----------	----

MOST CONSECUTIVE OPP. POINTS

vs. Ole Miss	17
--------------	----

MOST CONSECUTIVE OPP. PTS (SEC)

vs. Ole Miss	17
--------------	----

LARGEST LEAD IN 1ST HALF

vs. Wofford	37
-------------	----

SPECIALTY STATS

PP - Points in the paint; POT - Points off turnovers; 2nd - Second-chance points; FB - Fast break points; BP - Bench points

KENTUCKY/OPPONENT

Opponent	PP	POT	2nd	FB	BP
Murray State	28/36	40/14	8/19	17/4	35/14
Belmont	50/28	22/10	13/6	14/8	14/14
Kansas State	24/20	18/7	12/12	9/5	13/19
Indiana	22/42	13/11	2/18	5/8	19/3
Marshall	40/18	18/8	13/4	8/4	22/23
Samford	36/24	32/9	18/7	21/4	29/12
DePaul	48/50	14/19	21/8	17/38	15/9
Wofford	56/18	49/12	21/4	25/6	32/8
Arkansas	32/36	13/21	22/7	6/12	23/11
Mississippi State	24/54	15/15	10/13	14/16	22/26
TAMU	22/28	17/24	9/6	4/4	14/5
S. Carolina	34/56	22/11	10/23	8/12	21/17
Vanderbilt	34/40	18/17	9/7	11/8	17/3
Auburn	28/38	17/16	6/12	10/10	27/27
Tennessee	18/44	10/4	13/19	8/12	13/15
Alabama	28/26	11/16	3/8	11/0	37/12
Missouri	24/34	19/6	9/6	7/2	21/6
Ole Miss	20/42	9/6	25/12	3/8	9/16
Tennessee	26/30	24/8	6/14	18/2	21/6
Florida	40/32	18/12	10/17	15/13	14/12
S. Carolina	20/46	6/16	3/18	2/10	17/16
Georgia	26/26	22/16	8/8	9/10	6/5
Ole Miss	28/34	15/13	7/5	5/12	19/6
Total	708/702	443/291	258/253	237/208	460/285

CLUTCH FREE THROWS - INDIVIDUAL/SEASON TOTALS

(final three minutes of regulation and overtime in a six-point game)

Player	FT-FTA	Pct.
Dre'una Edwards	17-24	.708
Rhyné Howard	18-20	.900
Blair Green	3-4	.750
Chasity Patterson	4-6	.666
Tatyana Wyatt	4-4	1.000
Treasure Hunt	2-2	1.000
KeKe McKinney	4-4	1.000
TOTAL	43-54	.796

LARGEST DEFICIT IN 1ST HALF

vs. Indiana	-14
-------------	-----

LARGEST LEAD IN 2ND HALF

vs. Wofford	61
-------------	----

LARGEST DEFICIT IN 2ND HALF

at Tennessee	26
--------------	----

LARGEST LEAD IN LOSS

vs. Ole Miss	11
--------------	----

LARGEST 1ST HALF DEFICIT IN WIN

vs. Indiana	-14
-------------	-----

LARGEST 2ND HALF DEFICIT IN WIN

vs. Indiana	-13
-------------	-----

LARGEST 1ST HALF DEFICIT IN SEC WIN

Arkansas	-8
----------	----

LARGEST 2ND HALF DEFICIT IN SEC WIN

Tennessee	-6
-----------	----

LONGEST WINNING STREAK

Nov. 25-Dec. 16	5
-----------------	---

LONGEST SEC WINNING STREAK

Dec. 31-Jan. 7	2
Jan. 28-Jan. 31	2
Feb. 11-Feb. 15	2

LONGEST LOSING STREAK

Jan. 7-Jan. 10	2
----------------	---

LARGEST ROAD CROWD

at Tennessee	2,609
--------------	-------

LARGEST NEUTRAL CROWD

TBD	
-----	--

Head Coach KYRA ELZY



@UKCoachLZ



- Named espnW National Coach of the Week on January 4, 2021, after back-to-back top-12 wins to start conference action (then-No. 10 Arkansas and then-No. 12 Mississippi State). It marked the first time Kentucky has ever earned back-to-back wins against teams ranked in the top-12 of the AP poll.
- Became the eighth head coach in UK women's basketball history as UK AD Mitch Barnhart named her head coach on Dec. 14, 2020 following the retirement of Matthew Mitchell.
- Has been a huge key to the program's success the last 12 years as she has spent nine seasons on the Kentucky staff. Started as assistant coach from 2008-2010 then associate head coach 2010-2012. Returned to UK in 2016 as the associate head coach.
- In her eight years as an assistant coach at Kentucky, the Wildcats have been to the NCAA Tournament six times, including two NCAA Elite Eights. UK won the SEC Regular Season Championship in 2012 - only its second in program history. UK has had a winning season in seven of those eight seasons, including six 20-win seasons and six 10+ wins in league play.
- As an assistant at UK, Elzy helped UK win 181 games, including 78 league games and 23 victories over ranked teams.
- At Kentucky, Elzy has coached three SEC Player of the Year (Victoria Dunlap, A'dia Mathies, Rhyne Howard), three SEC Freshman of the Year (A'dia Mathies, Bria Goss, Rhyne Howard), one SEC Defensive Player of the Year (Victoria Dunlap), two SEC 6th Woman of the Year (Keyla Snowden, Chasity Patterson), two SEC Scholar-Athletes of the Year (Alyssa Rice, Maci Morris) and her players have earned 39 All-SEC honors overall.
- Elzy married Dexter Lander in August 2012 and the couple have one son Jackson, who was born in 2016.

DID YOU KNOW?

- Kyra Elzy is in the Kentucky High School Basketball Hall of Fame for her storied career at Oldham County High School. During her high school days, she was a two-time All-American selection by Parade Magazine and Street & Smith and considered by some to be the best high school basketball player in Kentucky history. She led her Oldham County team to two KHSAA regional titles and a semifinal appearance in the 1993 KHSAA Sweet 16. Overall, she scored 3,000 points with 1,700 rebounds, 449 assists and 516 steals over a stellar career.
- An all-around athlete, Kyra also saw success in cross country and track and field where she was a state champion in the 400-meter dash as a junior in high school.
- Elzy holds a bachelor's degree in psychology from Tennessee in 1999 and a master's degree in cultural studies and education with an emphasis in sports psychology from UT in 2001.
- As a student-athlete at UT from 1996-2001, Elzy's game excelled under Hall of Famer Pat Summitt. A four-year letterwinner, Elzy was a member of two national championship teams (1997, 1998), a national runner-up squad (2000), four SEC regular-season championships (1998, 1999, 2000, 2001) and three SEC Tournament titles (1998, 1999, 2000).
- During her time in Knoxville, she played in 126 games and earned the Holly Warlick Defensive Player of the Year award in 1997 and the Unsung Hero Award in 1998. Elzy became just the fifth freshman in Tennessee history to start her first game as a Lady Vol when she started at guard in the 1996-97 season opener against Austin Peay. She also earned another distinction during her playing career, becoming the first UT player to earn her master's degree while still playing.

KYRA ELZY YEAR-BY-YEAR AS HEAD COACH

Year	School	Position	Record	SEC	Postseason
2020-21	Kentucky	Head Coach	16-7	9-5	
Total	at UK	Head Coach	16-7 (.7)		
	vs. SEC	Head Coach	9-6 (.6)		
	Overall	Head Coach	16-7 (.7)		

KYRA ELZY YEAR-BY-YEAR AS ASSISTANT COACH

Year	School	Position	Record	SEC/Conf.	Postseason
2019-20	Kentucky	Associate Head Coach	22-8	10-6	SEC Tournament SF; NCAA canceled
2018-19	Kentucky	Associate Head Coach	25-8	11-5	SEC Tournament QF, NCAA 2nd Rd.
2017-18	Kentucky	Associate Head Coach	15-17	6-10	SEC Tournament QF
2016-17	Kentucky	Associate Head Coach	22-11	11-5	SEC Tournament SF, NCAA 2nd Rd.
2015-16	Tennessee	Associate Head Coach	22-14	8-8	NCAA Elite Eight
2014-15	Tennessee	Assistant Coach	30-6	15-1	SEC Reg. Season Champ./NCAA Elite Eight
2013-14	Tennessee	Assistant Coach	29-6	13-3	SEC Tournament Champ./NCAA Sweet 16
2012-13	Tennessee	Assistant Coach	27-8	14-3	SEC Reg. Season Champ./NCAA Elite Eight
2011-12	Kentucky	Associate Head Coach	28-7	13-3	SEC Reg. Season Champ./NCAA Elite Eight
2010-11	Kentucky	Associate Head Coach	25-9	11-5	SEC Tournament Finals/NCAA 2nd Rd.
2009-10	Kentucky	Assistant Coach	28-8	11-5	SEC Tournament Finals/NCAA Elite Eight
2008-09	Kentucky	Assistant Coach	16-16	5-9	WNIT Second Round
2007-08	Kansas	Assistant Coach	17-16	4-12	WNIT Third Round
2006-07	Kansas	Assistant Coach	11-20	4-12	Big 12 Tournament 2nd Rd.
2005-06	Kansas	Assistant Coach	17-13	5-11	WNIT First Round
2004-05	Kansas	Assistant Coach	12-16	5-11	Big 12 Tournament 1st Rd.
2003-04	WKU	Assistant Coach	20-14	12-2	Sun Belt Tourn. Runner-up/WNIT Third Rd.
2002-03	WKU	Assistant Coach	22-9	12-2	Sun Belt Tourn. Champ./NCAA 1st Rd.
Total	at UK	Assistant Coach	181-94 (.658)		
	Overall	Assistant Coach	388-206 (.653)		





ROBYN BENTON

#1 • GUARD • JR • 5-9

CONYERS, GA./GREATER ATLANTA CHRISTIAN/AUBURN

An impact transfer for Kentucky who will add immediate experience and leadership ... Aggressive style of play on both ends of the floor will fit into the Wildcats' system perfectly ... Was a star in high school and All-SEC Freshman Team honoree in 2019 at Auburn ... Increased her performance her sophomore season at Auburn before electing to transfer to Kentucky ... Played 52 career games at Auburn her freshman and sophomore seasons, earning All-SEC Freshman Team honors in 2018-19 ... Played in 32 games and averaged 5.8 points per game while going 35-of-94 from long range and 24-of-34 from the free-throw line with 34 steals as a freshman ... Has been granted a waiver to play immediately by the NCAA.



2020-21 (JUNIOR)

In her Kentucky debut against Murray State, Benton recorded 20 minutes, scoring seven points, adding five rebounds, three assists, two steals and a block ... Went 50 percent from the field against Belmont, scoring nine points on 4-of-8 shooting, including a 3-pointer, while also grabbing five rebounds and leading the game with four assists ... Played a season-high 28 minutes at Kansas State, scoring 11 points on 4-of-11 shooting, including a pair of 3-pointers, added five rebounds and three steals ... Made some clutch shots down the stretch against then-No. 13 Indiana, scoring 12 points on 3-of-5 shooting, including 1-of-2 from long range, and 5-of-6 from the line ... Scored on 50 percent of her shots off the bench at DePaul, earning 12 points on 5-of-10 shooting, including knocking down a pair of 3-pointers, adding six rebounds and three assists ... Key contributor off the bench in win over then-No. 10 Arkansas, recording nine points on three timely 3-pointers, adding four rebounds and one assist, in just 14 minutes of action ... Forced a season-high five seals against then-No. 5 South Carolina ... On her 21st birthday against Alabama at Rupp Arena, scored a season-high 15 points on 6-of-10 shooting, including 3-of-5 from the arc, while grabbing four defensive boards and one assist in just 23 minutes of action ... Contributed eight points against Tennessee at Rupp Arena, scoring on 2-of-5 shooting and a 3-pointer, while adding two rebounds, a steal and a block.

EXTRA STATS ...

	20-21	Career
10+ Points	7	27
15+ Points	0	6
20+ Points	0	1
25+ Points	0	0
30+ Points	0	0
35+ Points	0	0
40+ Points	0	0
Made 3+ 3FG	2	8
10+ Rebs	0	0
Double-dbls	0	0
3+ Assists	4	11
2+ Steals	6	30
Led UK in Pts	0	0
Led UK in Rebs	0	0
Led UK in Asts	2	2
Led UK in Stls	4	4
Led UK in Blks	0	0

CAREER HIGHS

POINTS:	23 AT MISSOURI, 2/27/20
FGM:	7 AT MISSOURI, 2/27/20
FGA:	17 AT SOUTH CAROLINA, 2/13/20
FTM:	8 AT ALABAMA, 2/9/20
FTA:	8 VS. TENNESSEE, 3/1/20
3FGM:	5 AT ELON, 12/22/18
3FGA:	8 (2X) LAST VS. OLE MISS, 1/23/20
O-REBOUNDS:	4 (5X) LAST VS. SOUTH CAROLINA, 2/13/20
D-REBOUNDS:	5 AT DEPAUL, 12/16/20
TOTAL REBOUNDS:	7 AT ALABAMA, 2/9/20
ASSISTS:	4 VS. BELMONT, 11/29/20
BLOCKS:	2 (2X) LAST VS. MISSISSIPPI STATE, 2/20/20
STEALS:	6 (2X) LAST VS. VANDERBILT, 2/2/20
MINUTES:	38 VS. MISSISSIPPI STATE, 2/20/20

SEASON HIGHS

POINTS:	15 VS. ALABAMA, 01/28/21
FGM:	6 VS. ALABAMA, 01/28/21
FGA:	11(2X) LAST AT AUBURN, 01/21/21
FTM:	5 VS. INDIANA, 12/06/20
FTA:	6 VS. INDIANA, 12/06/20
3FGM:	3(2X) LAST VS. ALABAMA, 01/28/21
3FGA:	7 AT KANSAS STATE, 12/03/20
O-REBOUNDS:	3 VS. BELMONT, 11/29/20
D-REBOUNDS:	5 AT DEPAUL, 12/16/20
TOTAL REBOUNDS:	6 AT DEPAUL, 12/16/20
ASSISTS:	4 VS. BELMONT, 11/29/20
BLOCKS:	1 (6X) LAST VS. TENNESSEE, 02/11/21
STEALS:	5 VS. SOUTH CAROLINA, 1/10/21
MINUTES:	28 AT KANSAS STATE, 12/03/20

SEASON	TEAM	GP-GS	MIN/AVG	Field Goals			3-Point		F-Throws		Rebounds				Scoring					
				FG-FGA	FG%	3FG-FGA	3FG%	FT-FTA	FT%	OFF	DEF	TOT	AVG	PF-FO	AST	TO	BLK	STL	PTS	AVG
2018-19	AUB	32-0	454/14.2	64-167	.383	35-94	.372	24-34	.706	16	26	42	1.3	41-0	18	15	3	34	187	5.8
2019-20	AUB	20-14	532/26.6	66-200	.330	27-85	.318	43-51	.843	35	22	57	2.9	44-0	28	34	10	56	202	10.1
2020-21	UK	22-0	421/19.1	59-146	.404	23-72	.319	25-33	.758	19	39	58	2.6	32-0	25	27	6	22	166	7.5
TOTAL FOR UK		22-0	421/19.1	59-146	.404	23-72	.319	25-33	.758	19	39	58	2.6	32-0	25	27	6	22	166	7.5
TOTAL		74-14	1407/19.0	189-513	.368	85-251	.339	92-118	.780	70	87	157	2.1	117-0	71	76	19	112	555	7.5



DRE'UNA EDWARDS

#44 • FORWARD • RS-SOPH • 6-2

LAS VEGAS, NEV./LIBERTY HS/UTAH

The 2019 Pac-12 Freshman of the Year after an incredible rookie season at Utah ... Transferred to Kentucky in the spring of 2019 and sat out the 2019-20 season due to NCAA transfer rules ... Sustained a torn ACL at the end of the 2019 season ... Is a difference maker all over the floor for the Wildcats ... Loves to be physical on the inside and can also run the floor and be dynamic on the fast break ... Sat out 2019-20 season due to NCAA transfer rules and recovered from injuries.

mullah2dree

lhoopDrea44

2020-21 (REDSHIRT SOPHOMORE)

Recorded a double-double against Belmont, scoring a career-high 27 points and tying a career-high 15 boards, leading the game in both categories, also recording three steals ... For the second straight game, earned a double-double at Kansas State on a game-high 16 points and grabbing a game-high 12 rebounds, adding four steals and two assists ... For the third straight game, earned a double-double against then-No. 13 Indiana, earning 14 points and 10 rebounds on 5-of-8 shooting and 2-of-2 from long range ... Scored 13 points on 6-of-7 shooting against Marshall, recorded eight rebounds and a career-high five assists ... Shot 77 percent from the field vs. Samford, scoring 15 points on 7-of-9 shooting, while also recording six rebounds, four assists and a block ... Recorded her fourth double-double of the season at DePaul, earning 18 points and 11 rebounds, also adding a team-high five assists and a career-high four blocks ... Led Kentucky in scoring against Wofford, scoring 19 points on 8-of-10 shooting and 3-of-3 from the line, also grabbing eight rebounds and blocking two shots ... Recorded seven points, 11 rebounds, two assists and two blocks at then-No.12 Mississippi State ... Scored 12 points and grabbed seven boards against then-No. 5 South Carolina ... Put up 17 points against Vanderbilt, adding eight rebounds and tying for a career-high four blocks ... Came off the bench at Auburn and scored 10 points, making 5-of-6 shots, while nabbing five rebounds ... Scored 10 points on 4-of-8 shooting, grabbed four rebounds and forced on steal against Alabama at Rupp Arena ... Scored 10 points and grabbed nine boards against Missouri, adding one assist and one block ... Recorded seven points, six rebounds, four assists, three blocks and a steal against Tennessee at Rupp Arena.

EXTRA STATS ...

	20-21	Career
10+ Points	12	30
15+ Points	6	13
20+ Points	1	4
25+ Points	1	1
Made 3+ 3FG	-	-
10+ Rebs	5	12
Double-dbls	4	11
3+ Assists	4	7
2+ Steals	3	15
Led UK in Pts	3	3
Led UK in Rebs	7	7
Led UK in Asts	2	2
Led UK in Stls	2	2
Led UK in Blks	9	9

CAREER HIGHS

POINTS:	27 vs. BELMONT, 11/29/20
FGM:	11 vs. BELMONT, 11/29/20
FGA:	19 vs. BELMONT, 11/29/20
FTM:	9 vs. UCLA, 02/10/19
FTA:	9 vs. UCLA, 02/10/19
3FGM:	2(2x) LAST vs. INDIANA, 12/06/20
3FGA:	4 vs. BELMONT, 11/29/20
O-REBOUNDS:	8 vs. BYU, 12/08/18
D-REBOUNDS:	11 vs. ARIZONA, 01/06/19
TOTAL REBOUNDS:	15(2x) LAST vs. BELMONT, 11/29/20
ASSISTS:	5(2x) LAST AT DEPAUL, 12/16/20
BLOCKS:	4(2x) LAST vs. VANDERBILT, 01/17/21
STEALS:	4 (2x) LAST AT KANSAS STATE, 12/03/20
MINUTES:	35 (2x) LAST AT KANSAS STATE, 12/03/20

SEASON HIGHS

POINTS:	27 vs. BELMONT, 11/29/20
FGM:	11 vs. BELMONT, 11/29/20
FGA:	19 vs. BELMONT, 11/29/20
FTM:	4(2x) LAST vs. VANDERBILT, 01/17/21
FTA:	7(2x) LAST vs. VANDERBILT, 01/17/21
3FGM:	2(2x) LAST vs. INDIANA, 12/06/20
3FGA:	4 vs. BELMONT, 11/29/20
O-REBOUNDS:	7 AT KANSAS STATE, 12/03/20
D-REBOUNDS:	10(3x) LAST AT MISSISSIPPI STATE, 1/3/21
TOTAL REBOUNDS:	15 vs. BELMONT, 11/29/20
ASSISTS:	5(2x) LAST AT DEPAUL, 12/16/20
BLOCKS:	4(2x) LAST vs. VANDERBILT, 01/17/21
STEALS:	4 AT KANSAS STATE, 12/03/20
MINUTES:	35 AT KANSAS STATE, 12/03/20

SEASON	TEAM	GP-GS	MIN/AVG	Field Goals		3-Point		F-Throws		Rebounds				Scoring						
				FG-FGA	FG%	3FG-FGA	3FG%	FT-FTA	FT%	OFF	DEF	TOT	AVG	PF-FO	AST	TO	BLK	STL	PTS	AVG
2018-19	Utah	26-26	595/22.9	128-237	.540	0-1	.000	45-59	.763	66	109	175	6.7	63-0	36	58	29	40	301	11.6
2020-21	UK	23-11	466/20.3	94-195	.482	9-23	.391	33-52	.635	44	101	145	6.3	62-1	31	41	21	18	230	10.0
TOTAL FOR UK		23-11	466/20.3	94-195	.482	9-23	.391	33-52	.635	44	101	145	6.3	62-1	31	41	21	18	230	10.0
TOTAL		49-37	1062/21.7	222-432	.514	9-24	.375	78-111	.703	110	210	320	6.5	125-1	67	99	50	58	531	10.8



BLAIR GREEN

#5 • GUARD • JR • 6-0

HARLAN COUNTY, KY./HARLAN COUNTY HS

Impressive in-state prospect that has a strong motor and high basketball IQ ... Athletic, versatile guard that can score from the perimeter but also create off the dribble ... Strong sophomore season improving her scoring total from her freshman campaign ... Averaged 5.8 points and 2.2 rebounds per game adding 30 assists, 17 steals and six blocks ... Hit 22 3-pointers during the year ... Scored 10 or more points six times during the year while she led UK in rebounding and assists once and in blocks three times ... Scored 12 points against Morehead State, adding two rebounds and two steals... Tied her career-high 13 points against Winthrop, adding four rebounds and two steals... Tied a career high with 13 points against Texas A&M, going 5-of-8 from the field and 3-of-5 from the arc ... Led Kentucky in rebounding for the first time in her career against Missouri with seven boards, while adding 11 points hitting two 3s.

blair.green5

greenblair32

EXTRA STATS ...

	20-21	Career
10+ Points	6	16
15+ Points	3	3
20+ Points	1	1
Made 3+ 3FG	2	4
10+ Rebs	-	-
Double-dbls	-	-
3+ Assists	3	7
2+ Steals	2	10
Led UK in Pts	3	3
Led UK in Rebs	-	1
Led UK in Asts	2	4
Led UK in Stls	2	4
Led UK in Blks	3	10

2020-21 (JUNIOR)

Started the season opener against Murray State, tying her career-high 13 points on 5-of-10 shooting, including 3-of-5 3FG, adding three assists, a block and a steal ... Scored nine points and grabbed four rebounds against Belmont ... For the first time in her career, Green led Kentucky on a career-high 17 points against Marshall, going 8-of-13 from the field, while she also added two steals ... Contributed 10 points against Samford, scoring on 3-of-5 shooting and a pair of 3-pointers, while also dishing out three assists ... Put up 10 points on 4-of-8 shooting against then-No. 10 Arkansas, while also recording a career-high three blocks ... Scored eight points on 3-of-6 shooting and 2-of-4 from long range at then-No. 12 Mississippi State, and added a pair of assists ... For the second straight game, led Kentucky in scoring against Auburn with 18 points on an impressive 7-of-9 shooting and 2-of-3 from the arc ... Ahead of Tennessee on Jan. 24, Green is shooting 58.8% from long range in SEC play (10-17).

CAREER HIGHS

POINTS:	22 vs. VANDERBILT, 01/17/21
FGM:	8 vs. MARSHALL, 12/09/20
FGA:	13(2x) LAST vs. MARSHALL, 12/09/20
FTM:	5 vs. MOREHEAD, 11/21/19
FTA:	8 vs. MOREHEAD, 11/21/19
3FGM:	4 vs. VANDERBILT, 01/17/21
3FGA:	5(6x) LAST vs. VANDERBILT, 01/17/21
O-REBOUNDS:	3(3x) LAST vs. MURRAY STATE, 11/25/20
D-REBOUNDS:	5 AT MISSOURI, 1/30/20
TOTAL REBOUNDS:	7 AT MISSOURI, 1/30/20
ASSISTS:	5 AT ALABAMA, 1/9/20
BLOCKS:	3 vs. ARKANSAS, 12/31/20
STEALS:	3 (2x) LAST AT MISSOURI, 1/30/20
MINUTES:	39 vs. VANDERBILT, 01/17/21

SEASON HIGHS

POINTS:	22 vs. VANDERBILT, 01/17/21
FGM:	8 vs. MARSHALL, 12/09/20
FGA:	13 vs. MARSHALL, 12/09/20
FTM:	4(2x) LAST vs. VANDERBILT, 01/17/21
FTA:	6 vs. VANDERBILT, 01/17/21
3FGM:	4 vs. VANDERBILT, 01/17/21
3FGA:	5(2x) LAST vs. VANDERBILT, 01/17/21
O-REBOUNDS:	3 vs. MURRAY STATE, 11/25/20
D-REBOUNDS:	3(5x) LAST AT GEORGIA, 02/25/21
TOTAL REBOUNDS:	5 vs. VANDERBILT, 01/17/21
ASSISTS:	3(3x) LAST vs. SAMFORD, 12/13/20
BLOCKS:	3 vs. ARKANSAS, 12/31/20
STEALS:	2(2x) LAST vs. VANDERBILT, 01/17/21
MINUTES:	39 vs. VANDERBILT, 01/17/21

SEASON	TEAM	GP-GS	MIN/AVG	Field Goals		3-Point		F-Throws		Rebounds				Scoring						
				FG-FGA	FG%	3FG-FGA	3FG%	FT-FTA	FT%	OFF	DEF	TOT	AVG	PF-FO	AST	TO	BLK	STL	PTS	AVG
2018-19	UK	33-0	581/17.6	72-169	.426	16-44	.364	15-17	.882	14	52	66	2.0	48-1	13	41	8	20	175	5.3
2019-20	UK	30-7	577/19.2	66-176	.375	22-70	.314	19-29	.655	24	41	65	2.2	44-0	30	23	6	17	173	5.8
2020-21	UK	23-18	495/21.5	55-127	.433	19-55	.345	15-18	.833	9	31	40	1.7	22-0	27	21	7	9	144	6.3
TOTAL		86-25	1653/19.2	193-472	.409	57-169	.337	49-64	.766	47	124	171	2.0	114-1	70	85	21	46	492	5.7



RHYNE HOWARD

#10 • GUARD • JR • 6-2

CLEVELAND, TENN./BRADLEY CENTRAL HS

rhyne.howard

howard_rhyne

- 2021 SEC Player of the Year (March 2, 2021)
- 2021 All-SEC First Team (March 2, 2021)
- espnW National Player of the Week (January 4, 2021)
- SEC Player of the Week (January 5, 2021)
- Naismith Trophy National Player of the Week (January 5, 2021)
- 2020-21 AP Preseason First-Team All-American (Unanimous)
- 2020-21 SEC Preseason Player of the Year (league coaches)
- 2020-21 All-SEC Preseason Team (league coaches)
- 2020-21 John R. Wooden Award Late Season Top 20 Watch List
- 2020-21 Cheryl Miller Award Top-5 Finalist
- 2020-21 Naismith Trophy Top-10 Semifinalist
- 2020-21 WBCA Wade Trophy Preseason Watch List
- 2020-21 Lindy's Preseason All-American

EXTRA STATS ...

	20-21	Career
10+ Points	18	68
15+ Points	13	56
20+ Points	10	41
25+ Points	5	23
30+ Points	3	6
35+ Points	-	2
40+ Points	-	1
Made 3+ 3FG	9	35
10+ Rebs	6	18
Double-dbls	6	17
3+ Assists	13	35
2+ Steals	13	46
Led UK in Pts	12	50
Led UK in Rebs	12	45
Led UK in Asts	11	27
Led UK in Stls	4	27
Led UK in Blks	9	31

2020-21 (JUNIOR)

Led all scorers against then-No. 13 Indiana, earning 22 points on 7-of-14 shooting and 3-of-6 from 3-point range, adding four rebounds, two assists and a steal ... Earned her first double-double of the season at DePaul, scoring 18 points (7-of-15 shooting) and grabbing 12 boards, also forcing five steals ... Helped Kentucky upset then-No. 10 Arkansas, earning a double-double on 24 points and 10 rebounds, also adding four assists ... Lit it up in the second half at then-No. 12 Mississippi State, scoring 25 points in the fourth quarter and overtime, before putting together a stat line that included 33 points, four 3-pointers, 10 rebounds and six assists for her second straight double-double against a top-12 team ... Rhyne Howard is the first Kentucky player in school history to have at least 33 points, 10 rebounds and six assists against an SEC opponent and the first Kentucky player in school history to have at least 33 points and 10 rebounds in an SEC road game ... Led Kentucky with 22 points, six rebounds, and five assists, and added two steals, at then-No. 8 Texas A&M ... Scored 32 points (without a 3-pointer) against then-No. 5 South Carolina, while adding seven rebounds, three assists and two steals ... Returning to action after missing a game because of injury, Howard scored 14 points, including 3-of-7 on 3-pointers, adding five rebounds, four assists and two steals at Auburn ... Led Kentucky in scoring (16 points), rebounds (eight) and assists (seven) against Alabama at Rupp Arena ... Earned fourth double-double of season vs. Missouri, scoring 22 points, grabbing 10 boards, dishing out three assists and recording one block ... Stuffed the stat sheet against Tennessee at Rupp Arena, recording eight points, seven rebounds, seven steals and six assists ... Recorded her third 30-point game this season at Florida, scoring 31 points on 12-of-20 shooting and 4-of-7 from the arc, adding nine rebounds, two steals and two assists ... Scored 27 points on 10-of-16 shooting and 4-of-4 from the arc at Georgia, adding four rebounds, four steals, two assists and one block ... Led Kentucky in points (21), rebounds (16), assists (5), steals (4) and blocks (1) vs. Ole Miss, earning her sixth double-double of the season.

CAREER HIGHS

POINTS:	43 AT ALABAMA, 1/9/20
FGM:	14 AT ALABAMA, 1/9/20
FGA:	27 VS. TENNESSEE, 1/5/20
FTM:	12 VS. SOUTH CAROLINA, 2/23/20
FTA:	14(2X) LAST AT OLE MISS, 02/04/21
3FGM:	7(3X) LAST AT ALABAMA, 1/9/20
3FGA:	14 AT LSU, 1/19/20
O-REBOUNDS:	8(2X) LAST VS. OLE MISS, 02/28/21
D-REBOUNDS:	8(5X) LAST VS. OLE MISS, 02/28/21
TOTAL REBOUNDS:	16 VS. OLE MISS, 02/28/21
ASSISTS:	7(2X) LAST VS. ALABAMA, 01/28/21
BLOCKS:	3(4X) LAST AT SOUTH CAROLINA, 02/21/21
STEALS:	7(2X) LAST VS. TENNESSEE, 02/11/21
MINUTES:	40 VS. MISSISSIPPI STATE, 3/7/20

SEASON HIGHS

POINTS:	33 AT MISSISSIPPI STATE, 1/3/21
FGM:	13 VS. SOUTH CAROLINA, 1/10/21
FGA:	26 AT OLE MISS, 02/04/21
FTM:	10 AT OLE MISS, 02/04/21
FTA:	14 AT OLE MISS, 02/04/21
3FGM:	4(5X) LAST AT GEORGIA, 02/25/21
3FGA:	10 AT OLE MISS, 02/04/21
O-REBOUNDS:	8 VS. OLE MISS, 02/28/21
D-REBOUNDS:	8 VS. OLE MISS, 02/28/21
TOTAL REBOUNDS:	16 VS. OLE MISS, 02/28/21
ASSISTS:	7 VS. ALABAMA, 01/28/21
BLOCKS:	3 AT SOUTH CAROLINA, 02/21/21
STEALS:	7 VS. TENNESSEE, 02/11/21
MINUTES:	39(2X) LAST VS. MISSOURI, 01/31/21

SEASON	TEAM	GP-GS	MIN/AVG	Field Goals		3-Point		F-Throws		Rebounds				Scoring						
				FG-FGA	FG%	3FG-FGA	3FG%	FT-FTA	FT%	OFF	DEF	TOT	AVG	PF-FO	AST	TO	BLK	STL	PTS	AVG
2018-19	UK	32-32	990/30.9	190-426	.446	74-191	.387	71-105	.676	81	131	212	6.6	86-2	75	78	22	68	525	16.4
2019-20	UK	27-27	844/31.2	212-490	.433	84-220	.382	125-158	.791	63	112	175	6.5	68-0	66	60	29	62	633	23.4
2020-21	UK	20-20	688/34.4	137-318	.431	44-124	.355	77-99	.778	46	103	149	7.5	54-0	73	43	16	44	395	19.8
TOTAL		79-79	2522/31.9	539-1234	.437	202-535	.378	273-362	.754	190	346	536	6.8	208-2	214	181	67	174	1553	19.7



TREASURE HUNT

#12 • GUARD • FR • 6-2

CHATTANOOGA, TENN./HAMILTON HEIGHTS CHRISTIAN ACADEMY

Athletic, versatile guard that can play multiple positions and score at an extremely high level ... Worked hard on her defense in high school and became a talented defender, which will fit Kentucky's system perfect ... Familiar with several teammates, playing high school basketball with Jazmine Massengill at HHCA and club basketball with Rhyne Howard ... Chose Kentucky over Baylor, South Carolina, Mississippi State and Auburn.

mixedkidd._

treasurehunt34

2020-21 (FRESHMAN)

In her collegiate debut against Murray State, scored 12 points in just 13 minutes, going 5-of-10 from the field, including scoring a pair of 3-pointers ... Made her first career start for Kentucky against Vanderbilt, scoring 11 points, adding five rebounds, two assists and two blocks ... Saw five minutes against Alabama at Rupp Arena, scoring a 3-pointer on 1-of-1 from long range, adding two defensive boards and an assist ... Checked in at Georgia, playing for more than five minutes grabbing two rebounds ... Played for 25 minutes against Ole Miss, scoring eight points on 3-of-5 shooting and 2-of-2 from the arc, adding two rebounds, one assist and one block.

EXTRA STATS ...

	20-21	Career
10+ Points	2	2
15+ Points	0	0
20+ Points	0	0
25+ Points	0	0
30+ Points	0	0
35+ Points	0	0
40+ Points	0	0
Made 3+ 3FG	0	0
10+ Rebs	0	0
Double-dbls	0	0
3+ Assists	0	0
2+ Steals	0	0
Led UK in Pts	0	0
Led UK in Rebs	0	0
Led UK in Asts	0	0
Led UK in Stls	0	0
Led UK in Blks	1	1

CAREER HIGHS

POINTS:	12 vs. MURRAY STATE, 11/25/20
FGM:	5 vs. MURRAY STATE, 11/25/20
FGA:	11 vs. VANDERBILT, 01/17/21
FTM:	4 vs. VANDERBILT, 01/17/21
FTA:	5 vs. VANDERBILT, 01/17/21
3FGM:	2 vs. MURRAY STATE, 11/25/20
3FGA:	7 vs. VANDERBILT, 01/17/21
O-REBOUNDS:	4 vs. VANDERBILT, 01/17/21
D-REBOUNDS:	2(5x) LAST AT GEORGIA, 02/25/21
TOTAL REBOUNDS:	5 vs. VANDERBILT, 01/17/21
ASSISTS:	2(2x) LAST vs. VANDERBILT, 01/17/21
BLOCKS:	2 vs. VANDERBILT, 01/17/21
STEALS:	1 vs. MARSHALL, 12/09/20
MINUTES:	35 vs. VANDERBILT, 01/17/21

SEASON HIGHS

POINTS:	12 vs. MURRAY STATE, 11/25/20
FGM:	5 vs. MURRAY STATE, 11/25/20
FGA:	11 vs. VANDERBILT, 01/17/21
FTM:	4 vs. VANDERBILT, 01/17/21
FTA:	5 vs. VANDERBILT, 01/17/21
3FGM:	2(2x) LAST vs. OLE MISS, 02/28/21
3FGA:	7 vs. VANDERBILT, 01/17/21
O-REBOUNDS:	4 vs. VANDERBILT, 01/17/21
D-REBOUNDS:	2(5x) LAST AT GEORGIA, 02/25/21
TOTAL REBOUNDS:	5 vs. VANDERBILT, 01/17/21
ASSISTS:	2(2x) LAST vs. VANDERBILT, 01/17/21
BLOCKS:	2 vs. VANDERBILT, 01/17/21
STEALS:	1(2x) LAST vs. OLE MISS, 02/28/21
MINUTES:	35 vs. VANDERBILT, 01/17/21

SEASON	TEAM	GP-GS	MIN/AVG	Field Goals		3-Point		F-Throws		Rebounds				Scoring						
				FG-FGA	FG%	3FG-FGA	3FG%	FT-FTA	FT%	OFF	DEF	TOT	AVG	PF-FO	AST	TO	BLK	STL	PTS	AVG
2020-21	UK	11-1	143/13.0	15-48	.313	7-25	.280	4-6	.667	8	13	21	1.9	10-0	6	9	3	2	41	3.7
TOTAL		11-1	143/13.0	15-48	.313	7-25	.280	4-6	.667	8	13	21	1.9	10-0	6	9	3	2	41	3.7



EMMA KING

#34 • GUARD • SOPH • 5-10

STANFORD, KY./LINCOLN COUNTY HS

Impressive shooting guard that improved as the season went on last year ... Can also create off the dribble and score in a variety of ways ... Born and raised in the Commonwealth of Kentucky and has always been a Kentucky fan, dreaming of playing for the Wildcats ... Played in 15 games during the season scoring 21 points with six assists, three rebounds and two steals ... Hit four 3s during the year and seven total field goals ... In her career debut against Mount St. Mary's, scored seven points, hitting two 3s ... Recorded her first career steal at Missouri and also had one at Ole Miss ... Also hit a 3 vs. Charlotte and vs. Samford.

Emma_King34

Emma_King34

2020-21 (SOPHOMORE)

Made the first start in her career in season opener against Murray State, playing for 16 minutes, forcing three assists, one rebound and one steal.

EXTRA STATS ...

	20-21	Career
10+ Points	0	0
15+ Points	0	0
20+ Points	0	0
25+ Points	0	0
30+ Points	0	0
35+ Points	0	0
40+ Points	0	0
Made 3+ 3FG	0	0
10+ Rebs	0	0
Double-dbls	0	0
3+ Assists	1	1
2+ Steals	0	0
Led UK in Pts	0	0
Led UK in Rebs	0	0
Led UK in Asts	1	1
Led UK in Stls	0	0
Led UK in Blks	0	0

CAREER HIGHS

POINTS:	7 vs. MOUNT ST. MARY'S, 11/05/19
FGM:	2 vs. MOUNT ST. MARY'S, 11/05/19
FGA:	6 vs. MURRAY STATE, 11/25/20
FTM:	1(3X) LAST vs. WINTHROP, 12/11/19
FTA:	2(2X) LAST vs. WINTHROP, 12/11/19
3FGM:	2 vs. MOUNT ST. MARY'S, 11/05/19
3FGA:	5 vs. MOUNT ST. MARY'S, 11/05/19
O-REBOUNDS:	-
D-REBOUNDS:	3 vs. BELMONT, 11/29/20
TOTAL REBOUNDS:	3 vs. BELMONT, 11/29/20
ASSISTS:	3 vs. MURRAY STATE, 11/25/20
BLOCKS:	-
STEALS:	1(4X) LAST vs. BELMONT, 11/29/20
MINUTES:	17 vs. WINTHROP, 12/11/19

SEASON HIGHS

POINTS:	-
FGM:	-
FGA:	6 vs. MURRAY STATE, 11/25/20
FTM:	-
FTA:	-
3FGM:	-
3FGA:	3 vs. MURRAY STATE, 11/25/20
O-REBOUNDS:	-
D-REBOUNDS:	3 vs. BELMONT, 11/29/20
TOTAL REBOUNDS:	3 vs. BELMONT, 11/29/20
ASSISTS:	3 vs. MURRAY STATE, 11/25/20
BLOCKS:	-
STEALS:	1(2X) LAST vs. BELMONT, 11/29/20
MINUTES:	16 vs. MURRAY STATE, 11/25/20

SEASON	TEAM	GP-GS	MIN/AVG	Field Goals		3-Point		F-Throws		Rebounds				Scoring						
				FG-FGA	FG%	3FG-FGA	3FG%	FT-FTA	FT%	OFF	DEF	TOT	AVG	PF-FO	AST	TO	BLK	STL	PTS	AVG
2019-20	UK	15-0	105/7.0	7-31	.226	4-19	.211	3-5	.600	0	3	3	0.2	11-0	6	4	0	2	21	1.4
2020-21	UK	4-2	43/10.7	0-11	.000	0-4	.000	0-0	.000	0	5	5	1.3	5-0	5	3	0	2	0	0.0
TOTAL		19-2	148/7.8	7-42	.167	4-23	.174	3-5	.600	0	8	8	0.4	16-0	11	7	0	4	21	1.1



NYAH LEVERETTER

#21 • FORWARD • FR • 6-3

BLYTHEWOOD, S.C./WESTWOOD HS

Strong, tall, athletic forward that is the perfect frontcourt prospect for Kentucky ... Elite size should make an immediate impact on the team this season ... Star volleyball player in high school as well with over 700 career kills, adding 577 career blocks and 53 aces over her four-year career ... Coaches have raced about her high motor and practice and think she is the perfect player for Kentucky with her combination of size and ability to run the floor ... Picked Kentucky over Florida and Clemson among others.



2020-21 (FRESHMAN)

In her collegiate debut against Murray State, recorded five boards and two blocks in 17 minutes ... Led Kentucky against Marshall, grabbing a career-high eight boards ... Scored a career-high seven points and recorded a career-high nine rebounds against Wofford.

EXTRA STATS ...

	20-21	Career
10+ Points	0	0
15+ Points	0	0
20+ Points	0	0
25+ Points	0	0
30+ Points	0	0
35+ Points	0	0
40+ Points	0	0
Made 3+ 3FG	0	0
10+ Rebs	0	0
Double-dbls	0	0
3+ Assists	0	0
2+ Steals	0	0
Led UK in Pts	0	0
Led UK in Rebs	2	2
Led UK in Asts	0	0
Led UK in Stls	0	0
Led UK in Blks	1	1

CAREER HIGHS

POINTS:	7 vs. WOFFORD, 12/19/20
FGM:	2(2X) LAST vs. WOFFORD, 12/19/20
FGA:	8 vs. WOFFORD, 12/19/20
FTM:	3 vs. WOFFORD, 12/19/20
FTA:	5 vs. WOFFORD, 12/19/20
3FGM:	-
3FGA:	-
O-REBOUNDS:	7 vs. WOFFORD, 12/19/20
D-REBOUNDS:	4 vs. MARSHALL, 12/09/20
TOTAL REBOUNDS:	9 vs. WOFFORD, 12/19/20
ASSISTS:	1 vs. VANDERBILT, 01/17/21
BLOCKS:	2 vs. MURRAY STATE, 11/25/20
STEALS:	-
MINUTES:	22 vs. MARSHALL, 12/09/20

SEASON HIGHS

POINTS:	7 vs. WOFFORD, 12/19/20
FGM:	2(2X) LAST vs. WOFFORD, 12/19/20
FGA:	8 vs. WOFFORD, 12/19/20
FTM:	3 vs. WOFFORD, 12/19/20
FTA:	5 vs. WOFFORD, 12/19/20
3FGM:	-
3FGA:	-
O-REBOUNDS:	7 vs. WOFFORD, 12/19/20
D-REBOUNDS:	4 vs. MARSHALL, 12/09/20
TOTAL REBOUNDS:	9 vs. WOFFORD, 12/19/20
ASSISTS:	1 vs. VANDERBILT, 01/17/21
BLOCKS:	2 vs. MURRAY STATE, 11/25/20
STEALS:	-
MINUTES:	22 vs. MARSHALL, 12/09/20

SEASON	TEAM	GP-GS	MIN/AVG	Field Goals		3-Point		F-Throws		Rebounds				Scoring						
				FG-FGA	FG%	3FG-FGA	3FG%	FT-FTA	FT%	OFF	DEF	TOT	AVG	PF-FO	AST	TO	BLK	STL	PTS	AVG
2020-21	UK	13-0	93/7.1	5-14	.357	0-0	.000	4-9	.444	14	12	26	2.0	12-0	1	4	3	0	14	1.1
TOTAL		13-0	93/7.1	5-14	.357	0-0	.000	4-9	.444	14	12	26	2.0	12-0	1	4	3	0	14	1.1

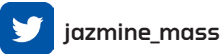



JAZMINE MASSENGILL

#13 • GUARD • JR • 6-0

CHATTANOOGA, TENN./HAMILTON HEIGHTS/TENNESSEE

Brings a wealth of Southeastern Conference experience to Lexington after spending the last two seasons at Tennessee, where she was a key reserve her freshman season and a starter her sophomore season ... Athletic guard that has great size and floor vision ... One of three UK players from the Chattanooga area, playing high school basketball with Treasure Hunt while she played AAU with Rhyne Howard ... Averaged 6.5 points per game, 4.7 rebounds per game and 4.1 assists per game as a sophomore, hitting 40 percent from the field and tripled her output from long range after hitting only a handful of 3s as a freshman ... Finished second on the team with 128 assists while adding 23 blocks and 27 steals ... Can share the ball with the best in the nation, notching an assist in every game but one in 2019-20, including four or more assists in 14 games ... Dished out 10 or more assists twice as a sophomore, including a career-best 12 against Missouri ... All-around ability showed triple- or quadruple-double potential in 19-20 as she performed well against some of the best competition ... Against UCONN, she earned 11 points and led the Lady Vols with five assists and three steals, while she had nine points, six assists, four rebounds and two steals against Texas A&M



EXTRA STATS ...

	20-21	Career
10+ Points	1	3
15+ Points	0	0
20+ Points	0	0
25+ Points	0	0
30+ Points	0	0
35+ Points	0	0
40+ Points	0	0
Made 3+ 3FG	1	1
10+ Rebs	0	0
Double-dbls	0	0
3+ Assists	7	12
2+ Steals	2	12
Led UK in Pts	0	0
Led UK in Rebs	0	0
Led UK in Asts	5	5
Led UK in Stls	0	0
Led UK in Blks	2	2

2020-21 (REDSHIRT JUNIOR)

Made her Kentucky debut against Wofford on December 19, 2020, playing for more than 18 minutes, scoring on a 3-pointer on 1-of-4 shooting, adding two rebounds, two assists and a steal ... Played for more than 20 minutes against then-No. 10 Arkansas, scoring five points, grabbing two boards, dishing out three assists and blocking three shots ... Played a crucial 26 minutes at then-No. 12 Mississippi State, scoring six points, including a key 3-pointer at the end of regulation to tie the game, and added three rebounds, two assists and a steal ... Dished out seven assists at Auburn, the first Kentucky player to come off the bench and have at least seven assists in an SEC game since Crystal Riley vs. Florida on Feb. 18, 2010 (eight assists) ... Played 25 minutes against Alabama at Rupp Arena, scoring nine points, dishing out seven assists, grabbing six defensive rebounds and blocking one shot ... Earned her first start for Kentucky against Tennessee at Rupp Arena, scoring 11 points on 4-of-7 shooting and an impressive 3-of-5 from long range, and added three assists, while all of her points and assists came in the second half ... Recorded a season-high 10 assists and seven rebounds at Florida, adding nine points, two blocks and a steal ... Combined for five assists, three points and a steal at Georgia.

CAREER HIGHS

POINTS:	16 vs. COLORADO STATE, 12/11/19
FGM:	7 vs. COLORADO STATE, 12/11/19
FGA:	13 vs. TEXAS, 12/08/19
FTM:	6 vs. LSU, 1/27/19
FTA:	8 vs. STETSON, 11/19/19
3FGM:	3 vs. TENNESSEE, 02/11/21
3FGA:	6 AT UCONN, 1/23/20
O-REBOUNDS:	4 vs. PRESBYTERIAN, 11/11/18
D-REBOUNDS:	12 AT NOTRE DAME, 11/11/19
TOTAL REBOUNDS:	13 AT NOTRE DAME, 11/11/19
ASSISTS:	12 vs. MISSOURI, 1/2/20
BLOCKS:	5 vs. ETSU, 12/21/18
STEALS:	4 vs. FLORIDA A&M, 11/18/18
MINUTES:	38 vs. MISSISSIPPI STATE, 2/6/21

SEASON HIGHS

POINTS:	11 vs. TENNESSEE, 02/11/21
FGM:	4(2X) LAST AT FLORIDA, 02/15/21
FGA:	12 AT FLORIDA, 02/15/21
FTM:	2 vs. ALABAMA, 01/28/21
FTA:	3 AT FLORIDA, 02/15/21
3FGM:	3 vs. TENNESSEE, 02/11/21
3FGA:	5 vs. TENNESSEE, 02/11/21
O-REBOUNDS:	3 AT FLORIDA, 02/15/21
D-REBOUNDS:	6 vs. ALABAMA, 01/28/21
TOTAL REBOUNDS:	7 AT FLORIDA, 02/15/21
ASSISTS:	10 AT FLORIDA, 02/15/21
BLOCKS:	3 vs. ARKANSAS, 12/31/20
STEALS:	2(2X) LAST AT OLE MISS, 02/04/21
MINUTES:	33 AT AT FLORIDA, 02/15/21

SEASON	TEAM	GP-GS	MIN/AVG	Field Goals			3-Point		F-Throws		Rebounds				Scoring					
				FG-FGA	FG%	3FG-FGA	3FG%	FT-FTA	FT%	OFF	DEF	TOT	AVG	PF-FO	AST	TO	BLK	STL	PTS	AVG
2018-19	UT	32-1	570/17.8	44-132	.333	4-26	.154	16-30	.533	44	65	109	3.4	26-0	42	30	14	27	108	3.4
2019-20	UT	31-30	877/28.3	77-193	.399	15-53	.283	34-45	.756	26	119	145	4.7	32-0	128	49	23	27	203	6.5
2020-21	UK	15-4	337/22.5	26-76	.342	11-29	.379	5-9	.556	6	27	33	2.2	23-0	49	17	8	14	68	4.5
TOTAL FOR UK		15-4	337/22.5	26-76	.342	11-29	.379	5-9	.556	6	27	33	2.2	23-0	49	17	8	14	68	4.5
TOTAL		78-35	1784/22.9	147-401	.367	30-108	.278	55-84	.655	76	211	287	3.7	81-0	219	96	45	68	379	4.9



KEKE MCKINNEY

#3 • FORWARD • SR • 6-1

KNOXVILLE, TENN./FULTON HS

ke_mckinney

ke_baby05

All-around athlete that can play multiple positions and really defend the post or the perimeter ... Loves to play fast and get up and down the floor ... Became a vocal leader on the team in her rookie season ... Very active on the glass and can finish through contact in the post ... Chose Kentucky over Tennessee and Mississippi State ... Great 2019-20 season for the Wildcats in the post, finishing with 6.5 points and 4.7 rebounds per game ... Led Kentucky in blocks with 42, while adding 34 assists and 23 steals ... Hit 23 3-pointers during the year ... Scored 10 or more points four times and made three or more 3s twice ... Had one double-double while leading UK in rebounding seven times and in blocks 18 times ... Led Kentucky with a career-high four assists and four blocked shots at Middle Tennessee, added six rebounds ... Recorded her first double-double in her career with 10 points and 10 rebounds against Stetson, added four assists and two blocks.

2020-21 (SENIOR)

In the season opener against Murray State, McKinney scored six points and posted three rebounds, four steals, two blocks and two assists ... Rallied a double-double against Belmont, scoring 10 points and grabbing 10 boards, also recording two assists and a steal ... Recorded 33 minutes at Kansas State, grabbing eight boards and two steals ... Grabbed five rebounds against then-No. 13 Indiana, dishing out three assists and blocking two shots ... Did not compete against Marshall due to a shoulder injury ... Grabbed five rebounds and dished out five assists vs. Samford ... Had a big game against then-No. 10 Arkansas, recording 10 points on 4-of-7 shooting, including a 3-pointer, while also recording seven rebounds and a steal, a block and an assist ... Had a big game at then-No. 12 Mississippi State, scoring a season-high 11 points on 4-of-6 from the field and 3-of-4 from the arc, adding four rebounds, two assists and two steals ... Recorded 12 points, five rebounds and one steal at then-No. 8 Texas A&M ... Had a solid scoring night in just 28 minutes against Vanderbilt, scoring 11 points on 4-of-6 from the field, including 3-of-4 from the arc, adding three assists ... Scored seven points, including a 3-pointer, against Alabama at Rupp Arena, adding six rebounds, two assists and two blocks ... Scored three points against Tennessee at Rupp Arena on a 3-pointer, adding three rebounds, an assist, a block and a steal ... Tied her career high in points at Florida, scoring 13 points on 6-of-10 shooting and 1-of-3 from long range, adding four rebounds and a steal.

EXTRA STATS ...

	20-21	Career
10+ Points	5	16
15+ Points	-	-
20+ Points	-	-
Made 3+ 3FG	2	4
10+ Rebs	1	4
Double-dbls	1	2
3+ Assists	3	11
2+ Steals	4	20
Led UK in Pts	-	-
Led UK in Rebs	1	23
Led UK in Asts	-	1
Led UK in Stls	1	9
Led UK in Blks	7	44

CAREER HIGHS

POINTS:	13(3X) LAST AT FLORIDA, 02/15/21
FGM:	6(4X) LAST AT FLORIDA, 02/15/21
FGA:	12 vs. SOUTH CAROLINA, 01/21/18
FTM:	4(2X) LAST vs. ALABAMA ST., 11/07/18
FTA:	5 vs. AUSTIN PEAY, 12/01/19
3FGM:	3(4X) LAST vs. VANDERBILT, 01/17/21
3FGA:	7 vs. SOUTH CAROLINA, 2/23/20
O-REBOUNDS:	6 vs. VIRGINIA, 11/15/18
D-REBOUNDS:	9 AT ARKANSAS, 01/29/18
TOTAL REBOUNDS:	12 AT ARKANSAS, 01/29/18
ASSISTS:	5 vs. SAMFORD, 12/13/20
BLOCKS:	5(2X) LAST vs. ALABAMA, 2/6/20
STEALS:	4(2X) LAST vs. MURRAY STATE, 11/25/20
MINUTES:	40 AT MISSISSIPPI STATE, 1/3/21

SEASON HIGHS

POINTS:	13 AT FLORIDA, 02/15/21
FGM:	6 AT FLORIDA, 02/15/21
FGA:	10(2X) LAST AT FLORIDA, 02/15/21
FTM:	3(2X) LAST vs. OLE MISS, 02/28/21
FTA:	4(4X) LAST vs. OLE MISS, 02/28/21
3FGM:	3(2X) LAST vs. VANDERBILT, 01/17/21
3FGA:	4(4X) LAST AT AUBURN, 01/21/21
O-REBOUNDS:	4(4X) LAST AT TENNESSEE, 01/24/21
D-REBOUNDS:	6(2X) LAST AT AUBURN, 01/21/21
TOTAL REBOUNDS:	10 vs. BELMONT, 11/29/20
ASSISTS:	5 vs. SAMFORD, 12/13/20
BLOCKS:	2(6X) LAST AT SOUTH CAROLINA, 02/21/21
STEALS:	4 vs. MURRAY STATE, 11/25/20
MINUTES:	40 AT MISSISSIPPI STATE, 1/3/21

SEASON	TEAM	GP-GS	MIN/AVG	Field Goals		3-Point		F-Throws		Rebounds				Scoring						
				FG-FGA	FG%	3FG-FGA	3FG%	FT-FTA	FT%	OFF	DEF	TOT	AVG	PF-FO	AST	TO	BLK	STL	PTS	AVG
2017-18	UK	30-17	601/20.0	52-136	.382	13-48	.271	23-30	.767	45	65	110	3.7	61-2	20	45	14	20	140	4.7
2018-19	UK	31-28	754/24.3	52-157	.331	11-55	.200	18-32	.563	62	90	152	4.9	62-0	34	40	29	33	133	4.3
2019-20	UK	26-23	758/29.1	67-137	.489	23-55	.418	11-22	.500	50	72	122	4.7	49-0	34	34	42	23	168	6.5
2020-21	UK	22-22	664/30.2	52-126	.413	16-48	.333	20-28	.714	39	62	101	4.6	56-0	29	25	17	20	140	6.4
TOTAL		109-90	2778/25.5	223-556	.401	63-206	.306	72-112	.643	196	289	485	4.4	228-2	117	144	102	96	581	5.3

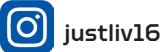


OLIVIA OWENS

#00 • CENTER • RS-SOPH • 6-4

ALBANY, N.Y./NISKAYUNA HS/MARYLAND

A five-star center and one of the best post prospects in the nation coming out of high school that will add elite size and strength in the post to the UK roster ... Transfers to Kentucky after two seasons at Maryland where she sat out her sophomore season due to medical issues ... Was a decorated player in high school and should make an immediate impact on the team when eligible ... Has received a waiver from the NCAA to play immediately and will compete for UK in 2020-21.



2020-21 (REDSHIRT SOPHOMORE)

Made her Kentucky debut in season opener against Murray State, leading the team with nine rebounds and scoring seven points ... Scored a career-high 10 points against Marshall, going 4-of-6 from the field, grabbing five rebounds ... Flirted with a double-double against Wofford, scoring 10 points on 4-of-7 shooting, while also grabbing nine boards (four offensive, five defensive) and dishing out one assist ... Helped out off the bench against then-No. 10 Arkansas, recording nine points on 4-of-7 shooting ... Played a solid 10 minutes at Georgia, contributing two points, three rebounds and a steal.

EXTRA STATS ...		
	20-21	Career
10+ Points	2	2
15+ Points	0	0
20+ Points	0	0
25+ Points	0	0
30+ Points	0	0
35+ Points	0	0
40+ Points	0	0
Made 3+ 3FG	0	0
10+ Rebs	0	0
Double-dbls	0	0
3+ Assists	0	0
2+ Steals	0	0
Led UK in Pts	0	0
Led UK in Rebs	3	3
Led UK in Asts	0	0
Led UK in Stls	0	0
Led UK in Blks	2	2

CAREER HIGHS	
POINTS:	10(2x) LAST VS. WOFFORD, 12/19/20
FGM:	4(3x) LAST VS. ARKANSAS, 12/31/20
FGA:	7(3x) LAST AT TENNESSEE, 01/24/21
FTM:	3 VS. SAMFORD, 12/13/20
FTA:	4 VS. SAMFORD, 12/13/20
3FGM:	-
3FGA:	1(2x) LAST VS. SOUTH CAROLINA, 1/10/21
O-REBOUNDS:	4 VS. WOFFORD, 12/19/20
D-REBOUNDS:	8 VS. MURRAY STATE, 11/25/20
TOTAL REBOUNDS:	9(2x) LAST VS. WOFFORD, 12/19/20
ASSISTS:	1(6x) LAST VS. VANDERBILT, 01/17/21
BLOCKS:	2 VS. BELMONT, 11/29/20
STEALS:	1(4x) LAST AT GEORGIA, 02/25/21
MINUTES:	21(2x) LAST AT MISSISSIPPI STATE, 1/3/21

SEASON HIGHS	
POINTS:	10(2x) LAST VS. WOFFORD, 12/19/20
FGM:	4(3x) LAST VS. ARKANSAS, 12/31/20
FGA:	7(3x) LAST AT TENNESSEE, 01/24/21
FTM:	3 VS. SAMFORD, 12/13/20
FTA:	4 VS. SAMFORD, 12/13/20
3FGM:	-
3FGA:	1(2x) LAST VS. SOUTH CAROLINA, 1/10/21
O-REBOUNDS:	4 VS. WOFFORD, 12/19/20
D-REBOUNDS:	8 VS. MURRAY STATE, 11/25/20
TOTAL REBOUNDS:	9(2x) LAST VS. WOFFORD, 12/19/20
ASSISTS:	1(5x) LAST VS. VANDERBILT, 01/17/21
BLOCKS:	2 VS. BELMONT, 11/29/20
STEALS:	1(2x) LAST AT GEORGIA, 02/25/21
MINUTES:	21(2x) LAST AT MISSISSIPPI STATE, 1/3/21

SEASON	TEAM	GP-GS	MIN/AVG	Field Goals		3-Point		F-Throws		Rebounds				Scoring						
				FG-FGA	FG%	3FG-FGA	3FG%	FT-FTA	FT%	OFF	DEF	TOT	AVG	PF-FO	AST	TO	BLK	STL	PTS	AVG
2018-19	MD	16-0	67/4.2	11-20	.550	0-0	.000	2-5	.400	8	12	20	1.3	24-1	1	8	2	2	24	1.5
2020-21	UK	23-5	291/12.7	41-87	.471	0-3	.000	15-26	.577	16	48	64	2.8	48-1	5	36	4	2	97	4.2
TOTAL FOR UK		23-5	291/12.7	41-87	.471	0-3	.000	15-26	.577	16	48	64	2.8	48-1	5	36	4	2	97	4.2
TOTAL		39-5	359/9.2	52-107	.486	0-3	.000	17-31	.548	24	60	84	2.2	72-2	6	44	6	4	121	3.1



CHASITY PATTERSON


#15 • GUARD • SR • 5-5

HOUSTON, TEXAS/NORTH SHORE/TEXAS

- 2021 SEC All-Defensive Team (March 2, 2021)
- 2021 Naismith Women's Defensive Player of the Year Watch List Semifinalist

2020-21 (SENIOR)

In the season opener against Murray State, Patterson scored a game-high 30 points on 8-of-13 shooting, 2-of-4 3FG and 12-of-13 FT, while also recording a career-high six rebounds and eight steals ... Became the first UK player since A'dia Mathies in November 2011 to record eight or more steals in a game ... Played for 38 minutes against Belmont, scoring 10 points on 5-of-12 shooting, while forcing three steals and dishing out two assists... At Kansas State, scored 11 points on 5-of-11 shooting and dished out two assists ... Produced a solid stat line on the floor against then-No. 13 Indiana, scoring 13 points on 5-of-12 shooting and 1-of-1 from long range, while also grabbing a career-high seven rebounds and dishing out a career-high six assists, forcing two steals ... Led Kentucky in scoring vs. Samford, earning 16 points on 6-of-10 shooting and three 3-pointers, while also recording seven steals and earning four assists ... Led Kentucky in scoring at DePaul, scoring 22 points on 8-of-16 shooting, including two 3-pointers, and forced eight steals and dished out three assists ... Earned the first double-double of her career on 17 points and 10 steals, also dishing out four assists, against Wofford ... Patterson is the second player in program history to record 10 or more steals in a game. Leslie Nichols holds the program record with 11 steals vs. UofL on Feb. 14, 1986 ... Patterson and Nichols are also the only players in school history to record eight or more steals in three or more games in a season. Nichols accomplished the feat during the 1985-86 season ... Scored 12 points against then-No. 5 South Carolina, adding four assists and two steals ... Flirted with a triple-double against Vanderbilt, scoring 16 points on 7-of-12 shooting, adding seven rebounds and seven assists ... Scored seven points at Auburn, but added five assists, four steals and three rebounds ... Named to 2021 Naismith Women's Defensive Player of the Year Watch List on Jan. 26, while leading the nation with 60 steals at the time ... Played for 29 minutes against Tennessee at Rupp Arena, scoring 21 points on 9-of-16 shooting and 3-of-5 from long range, adding five rebounds ... Scored 13 points on 5-of-8 shooting and 3-of-4 from long range, adding three steals, at Florida ... Played for 33 minutes at Georgia, scoring 15 points and adding three steals ... Put up 18 points vs. Ole Miss on 5-of-10 shooting and 2-of-3 from the arc.



EXTRA STATS ...

	20-21	Career
10+ Points	17	28
15+ Points	8	14
20+ Points	3	6
25+ Points	1	3
30+ Points	1	2
10+ Rebs	-	-
Made 3+ 3FG	4	6
Double-dbls	1	1
3+ Assists	11	15
2+ Steals	14	22
Led UK in Pts	5	7
Led UK in Rebs	-	1
Led UK in Asts	7	12
Led UK in Stls	13	17
Led UK in Blks	-	2

CAREER HIGHS

POINTS:	32 AT ARKANSAS, 2/9/20
FGM:	11 AT ARKANSAS, 2/9/20
FGA:	19 VS. FLORIDA, 2/2/20
FTM:	12 VS. MURRAY STATE, 11/25/20
FTA:	13 VS. MURRAY STATE, 11/25/20
3FGM:	5 AT ARKANSAS, 2/9/20
3FGA:	8(2X) LAST AT TENNESSEE, 01/24/21
O-REBOUNDS:	3(2X) LAST VS. MURRAY STATE, 11/25/20
D-REBOUNDS:	6 VS. VANDERBILT, 01/17/21
TOTAL REBOUNDS:	7(2X) LAST VS. VANDERBILT, 01/17/21
ASSISTS:	7 VS. VANDERBILT, 01/17/21
BLOCKS:	1(6X) VS. SOUTH CAROLINA, 01/10/21
STEALS:	10 VS. WOFFORD, 12/19/20
MINUTES:	38 VS. BELMONT, 11/29/20

SEASON HIGHS

POINTS:	30 VS. MURRAY STATE, 11/25/20
FGM:	9 VS. TENNESSEE, 02/11/21
FGA:	16(2X) LAST VS. TENNESSEE, 02/11/21
FTM:	12 VS. MURRAY STATE, 11/25/20
FTA:	13 VS. MURRAY STATE, 11/25/20
3FGM:	3(3X) LAST AT FLORIDA, 02/15/21
3FGA:	8 AT TENNESSEE, 01/24/21
O-REBOUNDS:	3 VS. MURRAY STATE, 11/25/20
D-REBOUNDS:	6 VS. VANDERBILT, 01/17/21
TOTAL REBOUNDS:	7(2X) LAST VS. VANDERBILT, 01/17/21
ASSISTS:	7 VS. VANDERBILT, 01/17/21
BLOCKS:	1 VS. SOUTH CAROLINA, 01/10/21
STEALS:	10 VS. WOFFORD, 12/19/20
MINUTES:	38 VS. BELMONT, 11/29/20

SEASON	TEAM	GP-GS	MIN/AVG	Field Goals		3-Point		F-Throws		Rebounds				Scoring						
				FG-FGA	FG%	3FG-FGA	3FG%	FT-FTA	FT%	OFF	DEF	TOT	AVG	PF-FO	AST	TO	BLK	STL	PTS	AVG
2017-18	UT	24-0	182/7.6	25-61	.410	6-27	.222	11-17	.647	2	26	28	1.2	19-0	15	14	3	5	67	2.8
2018-19	UT	1-0	9/9.0	2-4	.500	1-2	.500	1-2	.500	0	2	2	2.0	0-0	1	0	0	1	6	6.0
2019-20	UK	19-0	367/19.3	79-178	.444	23-75	.307	37-44	.841	11	30	41	2.2	38-0	29	31	2	25	218	11.5
2020-21	UK	23-23	654/28.4	115-237	.485	33-88	.375	40-50	.800	23	34	57	2.5	36-1	62	27	1	70	303	13.2
TOTAL FOR UK		42-23	1021/24.3	194-415	.467	56-163	.344	77-94	.819	34	64	98	2.3	74-1	91	58	3	95	521	12.4
TOTAL		67-23	1212/18.1	221-480	.460	63-192	.328	89-113	.788	36	92	128	1.9	93-1	107	72	6	101	594	8.9



KAMERON ROACH

#23 • GUARD • RS-JR • 5-6

HOPKINS, S.C./LOWER RICHLAND HS

Physical guard that has great court vision and a skilled passer ... Tore her Achilles towards the end of 2018-19 and missed the 2019-20 season still recovering ... Is healthy and motivated to have a strong season as she should add much-needed depth at the point guard position.

2020-21 (REDSHIRT JUNIOR)

Earned her first career start on senior day vs. Ole Miss, grabbing one defensive rebound.



EXTRA STATS ...

	20-21	Career
10+ Points	-	-
15+ Points	-	-
20+ Points	-	-
Made 3+ 3FG	-	-
10+ Rebs	-	-
Double-dbls	-	-
3+ Assists	-	1
2+ Steals	-	-
Led UK in Pts	-	-
Led UK in Rebs	-	-
Led UK in Asts	-	1
Led UK in Stls	-	1
Led UK in Blks	-	1

CAREER HIGHS

POINTS:	6 vs. SACRAMENTO ST., 11/10/17
FGM:	2(4x) LAST vs. SAMFORD, 12/13/20
FGA:	6(2x) LAST vs. ALABAMA ST., 11/07/18
FTM:	4 vs. SACRAMENTO ST., 11/10/17
FTA:	4 vs. SACRAMENTO ST., 11/10/17
3FGM:	1(3x) LAST vs. SAMFORD, 12/13/20
3FGA:	2(2x) LAST vs. ALABAMA ST., 11/07/18
O-REBOUNDS:	2 vs. ALABAMA ST., 11/07/18
D-REBOUNDS:	2(3x) LAST vs. ALABAMA ST., 11/07/18
TOTAL REBOUNDS:	4 vs. ALABAMA ST., 11/07/18
ASSISTS:	3 vs. SACRAMENTO ST., 11/10/17
BLOCKS:	1 vs. SACRAMENTO ST., 11/10/17
STEALS:	3 vs. ALABAMA ST., 11/07/18
MINUTES:	16 vs. SACRAMENTO ST., 11/10/17

SEASON HIGHS

POINTS:	3 vs. MARSHALL, 12/09/20
FGM:	2 vs. SAMFORD, 12/13/20
FGA:	3(2x) LAST vs. WOFFORD, 12/19/20
FTM:	-
FTA:	-
3FGM:	1(2x) LAST vs. SAMFORD, 12/13/20
3FGA:	1(2x) LAST vs. SAMFORD, 12/13/20
O-REBOUNDS:	1 vs. SAMFORD, 12/13/20
D-REBOUNDS:	1(3x) LAST vs. OLE MISS, 02/28/21
TOTAL REBOUNDS:	1(4x) LAST vs. OLE MISS, 02/28/21
ASSISTS:	2(2x) LAST AT DEPAUL, 12/16/20
BLOCKS:	-
STEALS:	-
MINUTES:	12 vs. SAMFORD, 12/13/20

SEASON	TEAM	GP-GS	MIN/AVG	Field Goals			3-Point		F-Throws		Rebounds				Scoring					
				FG-FGA	FG%	3FG-FGA	3FG%	FT-FTA	FT%	OFF	DEF	TOT	AVG	PF-FO	AST	TO	BLK	STL	PTS	AVG
2017-18	UK	15-0	109/7.3	10-26	.385	0-4	.000	4-4	1.000	1	6	7	0.5	13-0	4	15	1	3	24	1.6
2018-19	UK	13-0	54/4.2	4-19	.211	1-2	.500	1-2	.500	5	5	10	0.8	8-0	5	7	0	5	10	0.8
2020-21	UK	7-1	50/7.2	4-9	.444	2-2	1.000	0-0	.000	2	3	5	0.7	4-0	6	5	0	1	10	1.4
TOTAL		35-1	213/6.1	18-54	.333	3-8	.375	5-6	.833	8	14	22	0.6	25-0	15	27	1	9	44	1.3



ERIN TOLLER

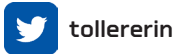
#20 • GUARD • FR • 5-7

LOUISVILLE, KY./SACRED HEART ACADEMY

A talented point guard who is a floor general at the position and can score in a variety of ways ... Healthy after a few injuries in high school and is expected to make an impact on the team this season ... Chose Kentucky over Tennessee, WKU and Xavier.

2020-21 (FRESHMAN)

In collegiate debut against Murray State, Toller scored six points and rallied three steals in just nine minutes.



EXTRA STATS ...

	20-21	Career
10+ Points	0	0
15+ Points	0	0
20+ Points	0	0
25+ Points	0	0
30+ Points	0	0
35+ Points	0	0
40+ Points	0	0
Made 3+ 3FG	0	0
10+ Rebs	0	0
Double-dbls	0	0
3+ Assists	0	0
2+ Steals	1	1
Led UK in Pts	0	0
Led UK in Rebs	0	0
Led UK in Asts	0	0
Led UK in Stls	0	0
Led UK in Blks	0	0

CAREER HIGHS

POINTS:	6 vs. MURRAY STATE, 11/25/20
FGM:	2 vs. MURRAY STATE, 11/25/20
FGA:	5 vs. MURRAY STATE, 11/25/20
FTM:	1(2x) LAST vs. MARSHALL, 12/09/20
FTA:	2(2x) LAST vs. MARSHALL, 12/09/20
3FGM:	1 vs. MURRAY STATE, 11/25/20
3FGA:	3 vs. MURRAY STATE, 11/25/20
O-REBOUNDS:	-
D-REBOUNDS:	1(2x) LAST vs. WOFFORD, 12/19/20
TOTAL REBOUNDS:	1(2x) LAST vs. WOFFORD, 12/19/20
ASSISTS:	-
BLOCKS:	-
STEALS:	3 vs. MURRAY STATE, 11/25/20
MINUTES:	9 vs. MURRAY STATE, 11/25/20

SEASON HIGHS

POINTS:	6 vs. MURRAY STATE, 11/25/20
FGM:	2 vs. MURRAY STATE, 11/25/20
FGA:	5 vs. MURRAY STATE, 11/25/20
FTM:	1(2x) LAST vs. MARSHALL, 12/09/20
FTA:	2(2x) LAST vs. MARSHALL, 12/09/20
3FGM:	1 vs. MURRAY STATE, 11/25/20
3FGA:	3 vs. MURRAY STATE, 11/25/20
O-REBOUNDS:	-
D-REBOUNDS:	1(2x) LAST vs. WOFFORD, 12/19/20
TOTAL REBOUNDS:	1(2x) LAST vs. WOFFORD, 12/19/20
ASSISTS:	-
BLOCKS:	-
STEALS:	3 vs. MURRAY STATE, 11/25/20
MINUTES:	9 vs. MURRAY STATE, 11/25/20

SEASON	TEAM	GP-GS	MIN/AVG	Field Goals		3-Point		F-Throws		Rebounds				Scoring						
				FG-FGA	FG%	3FG-FGA	3FG%	FT-FTA	FT%	OFF	DEF	TOT	AVG	PF-FO	AST	TO	BLK	STL	PTS	AVG
2020-21	UK	5-0	25/4.9	4-9	.444	1-5	.200	2-4	.500	0	2	2	0.4	5-0	0	8	0	3	11	2.2
TOTAL		5-0	25/4.9	4-9	.444	1-5	.200	2-4	.500	0	2	2	0.4	5-0	0	8	0	3	11	2.2

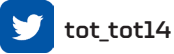


TATYANA WYATT

#14 • FORWARD • SR • 6-2

COLUMBUS, GA./COLUMBUS HS

Averaged 6.3 points and 3.7 rebounds per game hitting 39.4 percent from the floor with nine 3s in 2019-20 ... Also had 10 blocks and seven steals ... Scored 10 or more points in five games while she led UK in rebounding six time and in blocks three times ... Scored a season-high 14 points vs. Tennessee in the SEC Tournament quarterfinals, going 7-of-10 from the field and grabbing three rebounds ... Figures to have a breakout senior season with more help in the post and time to rest a lingering foot issue this offseason.



2020-21 (SENIOR)

Made her first start this season against Alabama at Rupp Arena, scoring a season-high nine points on 3-of-4 shooting and 3-of-4 from the line, adding one assists, one block and one rebound ... Played a season-high 21 minutes against Tennessee at Rupp Arena, scoring seven points, including one 3-pointer, and grabbing seven boards ... Contributed a solid eight points at Florida on 3-of-5 shooting and 2-of-2 from the line, while adding five rebounds... At Georgia, rallied for a season-high 11 points on 3-of-8 shooting and 5-of-6 from the charity stripe, adding a team-high six rebounds.

EXTRA STATS ...		
	20-21	Career
10+ Points	1	21
15+ Points	-	3
20+ Points	-	1
Made 3+ 3FG	-	1
10+ Rebs	-	2
Double-dbls	-	1
3+ Assists	-	-
2+ Steals	-	6
Led UK in Pts	-	2
Led UK in Rebs	2	15
Led UK in Asts	-	-
Led UK in Stls	-	1
Led UK in Blks	1	14

CAREER HIGHS	
POINTS:	20 vs. EVANSVILLE, 12/05/17
FGM:	8(2x) LAST vs. WCU, 12/18/18
FGA:	15 vs. MISSOURI, 03/08/19
FTM:	5(3x) LAST AT GEORGIA, 02/25/21
FTA:	8 vs. MTSU, 12/15/18
3FGM:	3 vs. ARKANSAS, 02/15/18
3FGA:	4 AT MIAMI, 12/10/17
O-REBOUNDS:	8 vs. EVANSVILLE, 12/05/17
D-REBOUNDS:	6(3x) LAST vs. MISSISSIPPI STATE, 2/16/20
TOTAL REBOUNDS:	10(2x) LAST vs. STETSON, 11/13/19
ASSISTS:	2(2x) LAST AT LOUISVILLE, 12/10/18
BLOCKS:	3 vs. TENNESSEE TECH, 12/03/17
STEALS:	3 AT CAL, 12/21/19
MINUTES:	33(2x) vs. MISSOURI, 03/08/19

SEASON HIGHS	
POINTS:	11 AT GEORGIA, 02/25/21
FGM:	3(5x) LAST AT GEORGIA, 02/25/21
FGA:	8(2x) LAST AT GEORGIA, 02/25/21
FTM:	5 AT GEORGIA, 02/25/21
FTA:	6 AT GEORGIA, 02/25/21
3FGM:	1(2x) LAST vs. TENNESSEE, 02/11/21
3FGA:	2 vs. TENNESSEE, 02/11/21
O-REBOUNDS:	5 AT GEORGIA, 02/25/21
D-REBOUNDS:	5 vs. TENNESSEE, 02/11/21
TOTAL REBOUNDS:	7 vs. TENNESSEE, 02/11/21
ASSISTS:	1(5x) LAST AT SOUTH CAROLINA, 02/21/21
BLOCKS:	2 AT SOUTH CAROLINA, 02/21/21
STEALS:	1(2x) LAST vs. MARSHALL, 12/09/20
MINUTES:	22 AT GEORGIA, 02/25/21

SEASON	TEAM	GP-GS	MIN/AVG	Field Goals		3-Point		F-Throws		Rebounds				Scoring						
				FG-FGA	FG%	3FG-FGA	3FG%	FT-FTA	FT%	OFF	DEF	TOT	AVG	PF-FO	AST	TO	BLK	STL	PTS	AVG
2017-18	UK	24-4	404/16.8	57-135	.422	15-46	.326	30-43	.698	35	48	83	3.5	49-1	7	21	8	8	159	6.6
2018-19	UK	32-32	646/20.2	82-202	.406	9-32	.281	48-72	.667	49	73	122	3.8	99-3	5	38	17	16	221	6.9
2019-20	UK	29-20	495/17.1	65-165	.394	9-24	.375	20-37	.541	40	67	107	3.7	73-3	6	33	10	7	159	5.5
2020-21	UK	18-8	255/14.2	25-58	.431	2-5	.400	17-24	.708	17	30	47	2.6	19-0	5	11	4	2	69	3.8
TOTAL		103-64	1800/17.5	229-560	.409	35-107	.327	115-176	.653	141	218	359	3.5	240-7	23	103	39	33	608	5.9

2020-21 GAME REVIEWS

10 #13 KENTUCKY 92, #12 MISS. STATE 86- FINAL/OT

Jan. 3, 2021 • Starkville, Miss. (Humphrey Coliseum)

Kentucky - 92												Mississippi State - 86														
Record: 12-10 (2-0)												Record: 12-10 (2-0)														
Official Basketball Box Score - Final												Official Basketball Box Score - Final														
Kentucky at Mississippi St.												Mississippi State at Kentucky														
Game Date: 1/03/21												Game Date: 1/03/21														
Game Duration: 2:00												Game Duration: 2:00														
Attendance: 1,100												Attendance: 1,100														
Kentucky - 92												Mississippi State - 86														
NO. Name	Min	FG	3P	FT	Rebounds	Fouls	TP	AS	TS	Blocks	ST	Shooting by Period	NO. Name	Min	FG	3P	FT	Rebounds	Fouls	TP	AS	TS	Blocks	ST	Shooting by Period	
3 Kelle McKinney	35	4-8	3-4	0-0	3	1	2	1	1	2	2	1st 100.0%	3 Kelle McKinney	35	4-8	3-4	0-0	3	1	2	1	1	2	2	1st 100.0%	
44 Dre'una Edwards	28	6-8	1-2	0-0	10	1	1	1	1	1	1	2nd 100.0%	44 Dre'una Edwards	28	6-8	1-2	0-0	10	1	1	1	1	1	1	1	2nd 100.0%
5 Blair Green	20	3-6	2-4	0-0	0	0	0	0	0	0	0	3rd 100.0%	5 Blair Green	20	3-6	2-4	0-0	0	0	0	0	0	0	0	0	3rd 100.0%
10 Rhynae Howard	37	10-19	4-6	9-10	3	7	10	2	3	3	6	4th 100.0%	10 Rhynae Howard	37	10-19	4-6	9-10	3	7	10	2	3	3	6	4th 100.0%	
15 Chastity Patterson	35	11	1-6	2-2	1	1	2	1	1	2	2	5th 100.0%	15 Chastity Patterson	35	11	1-6	2-2	1	1	2	1	1	2	2	5th 100.0%	
1 Rylee Barton	19	3-5	2-3	2-2	1	0	1	0	1	0	0	1st 100.0%	1 Rylee Barton	19	3-5	2-3	2-2	1	0	1	0	1	0	0	1st 100.0%	
11 Jazmine Massengill	20	2-3	1-2	0-0	1	3	1	0	0	0	0	2nd 100.0%	11 Jazmine Massengill	20	2-3	1-2	0-0	1	3	1	0	0	0	0	2nd 100.0%	
00 Olivia Owens	21	3-6	0-0	0-0	4	4	0	1	0	0	0	3rd 100.0%	00 Olivia Owens	21	3-6	0-0	0-0	4	4	0	1	0	0	0	3rd 100.0%	
21 Nyah Leverette	03	0-0	0-0	0-0	0	0	0	0	0	0	0	4th 100.0%	21 Nyah Leverette	03	0-0	0-0	0-0	0	0	0	0	0	0	0	0	4th 100.0%
Totals	30:41	14:28	19:32	27	35	11	19	12	13	1	1	100.0%	Totals	30:41	14:28	19:32	27	35	11	19	12	13	1	1	100.0%	
Technical Fouls:NONE												Technical Fouls:NONE														

11 #10 KENTUCKY 60, #8 TEXAS A&M 77- FINAL

Jan. 7, 2021 • College Station, Texas (Red Arena)

Kentucky - 60												Texas A&M - 77														
Record: 12-10 (2-0)												Record: 12-10 (2-0)														
Official Basketball Box Score - Final												Official Basketball Box Score - Final														
Kentucky at Texas A&M												Texas A&M at Kentucky														
Game Date: 1/07/21												Game Date: 1/07/21														
Game Duration: 1:55												Game Duration: 1:55														
Attendance: 1,000												Attendance: 1,000														
Kentucky - 60												Texas A&M - 77														
NO. Name	Min	FG	3P	FT	Rebounds	Fouls	TP	AS	TS	Blocks	ST	Shooting by Period	NO. Name	Min	FG	3P	FT	Rebounds	Fouls	TP	AS	TS	Blocks	ST	Shooting by Period	
3 Kelle McKinney	37	2-9	1-2	0-0	4	5	2	1	0	0	0	1st 100.0%	3 Kelle McKinney	37	2-9	1-2	0-0	4	5	2	1	0	0	0	1st 100.0%	
44 Dre'una Edwards	17	1-1	0-1	2-2	0	0	2	1	2	0	0	2nd 100.0%	44 Dre'una Edwards	17	1-1	0-1	2-2	0	0	2	1	2	0	0	0	2nd 100.0%
5 Blair Green	19	1-2	0-0	0-0	1	1	0	2	0	1	0	3rd 100.0%	5 Blair Green	19	1-2	0-0	0-0	1	1	0	2	0	1	0	0	3rd 100.0%
10 Rhynae Howard	37	10-17	1-5	14-16	6	6	4	2	5	2	0	4th 100.0%	10 Rhynae Howard	37	10-17	1-5	14-16	6	6	4	2	5	2	0	0	4th 100.0%
15 Chastity Patterson	24	1-3	0-0	2-2	1	2	1	1	2	0	0	5th 100.0%	15 Chastity Patterson	24	1-3	0-0	2-2	1	2	1	1	2	0	0	0	5th 100.0%
00 Olivia Owens	27	0-2	0-0	0-0	4	4	0	3	0	0	0	1st 100.0%	00 Olivia Owens	27	0-2	0-0	0-0	4	4	0	3	0	0	0	0	1st 100.0%
11 Jazmine Massengill	16	2-2	0-0	0-0	0	0	0	0	0	0	0	2nd 100.0%	11 Jazmine Massengill	16	2-2	0-0	0-0	0	0	0	0	0	0	0	0	2nd 100.0%
21 Nyah Leverette	14	1-1	0-0	0-0	0	0	0	0	0	0	0	3rd 100.0%	21 Nyah Leverette	14	1-1	0-0	0-0	0	0	0	0	0	0	0	0	3rd 100.0%
Totals	25:57	14:17	4:17	27	26	20	9	11	16	10	1	100.0%	Totals	25:57	14:17	4:17	27	26	20	9	11	16	10	1	100.0%	
Technical Fouls:NONE												Technical Fouls:NONE														

12 #10 KENTUCKY 70, #5 SOUTH CAROLINA 75- FINAL

Jan. 10, 2021 • Lexington, Ky. (Memorial Coliseum)

Kentucky - 70												South Carolina - 75														
Record: 12-10 (2-0)												Record: 12-10 (2-0)														
Official Basketball Box Score - Final												Official Basketball Box Score - Final														
Kentucky at South Carolina												South Carolina at Kentucky														
Game Date: 1/10/21												Game Date: 1/10/21														
Game Duration: 1:50												Game Duration: 1:50														
Attendance: 1,500												Attendance: 1,500														
Kentucky - 70												South Carolina - 75														
NO. Name	Min	FG	3P	FT	Rebounds	Fouls	TP	AS	TS	Blocks	ST	Shooting by Period	NO. Name	Min	FG	3P	FT	Rebounds	Fouls	TP	AS	TS	Blocks	ST	Shooting by Period	
4 Alyah Boston	25	0-4	1-1	3-4	5	7	12	3	2	0	0	1st 100.0%	4 Alyah Boston	25	0-4	1-1	3-4	5	7	12	3	2	0	0	0	1st 100.0%
5 Blair Green	27	2-6	0-0	1-1	1	1	2	1	1	0	0	2nd 100.0%	5 Blair Green	27	2-6	0-0	1-1	1	1	2	1	1	0	0	0	2nd 100.0%
11 Zia Cooke	35	10-19	3-6	0-0	3	0	4	0	0	0	0	3rd 100.0%	11 Zia Cooke	35	10-19	3-6	0-0	3	0	4	0	0	0	0	0	3rd 100.0%
23 Destanee Henderson	37	11-17	0-0	2-2	6	6	8	2	8	2	0	4th 100.0%	23 Destanee Henderson	37	11-17	0-0	2-2	6	6	8	2	8	2	0	0	4th 100.0%
12 Bre'el Bennett	20	1-2	0-0	0-0	2	4	6	2	0	0	0	5th 100.0%	12 Bre'el Bennett	20	1-2	0-0	0-0	2	4	6	2	0	0	0	0	5th 100.0%
15 Laetecia Ambrose	23	3-9	0-1	0-0	2	4	0	1	0	0	0	1st 100.0%	15 Laetecia Ambrose	23	3-9	0-1	0-0	2	4	0	1	0	0	0	0	1st 100.0%
24 Lela Grissett	19	2-3	0-0	0-0	1	2	0	0	0	0	0	2nd 100.0%	24 Lela Grissett	19	2-3	0-0	0-0	1	2	0	0	0	0	0	0	2nd 100.0%
11 Destiny Anderson	17	0-0	0-0	0-0	0	0	0	0	0	0	0	3rd 100.0%	11 Destiny Anderson	17	0-0	0-0	0-0	0	0	0	0	0	0	0	0	3rd 100.0%
2 Emya Russell	05	1-2	1-1	0-0	1	1	0	2	0	0	0	4th 100.0%	2 Emya Russell	05	1-2	1-1	0-0	1	1	0	2	0	0	0	0	4th 100.0%
13 Olivia Thompson	03	0-0	0-0	0-0	0	0	0	0	0	0	0	5th 100.0%	13 Olivia Thompson	03	0-0	0-0	0-0	0	0	0	0	0	0	0	0	5th 100.0%
Totals	30:44	24:13	17:29	46	18	6	10	7	10	5	0	100.0%	Totals	30:44	24:13	17:29	46	18	6	10	7	10	5	0	100.0%	
Technical Fouls:NONE												Technical Fouls:NONE														

13 #12 KENTUCKY 80, VANDERBILT 73- FINAL

Jan. 17, 2021 • Lexington, Ky. (Memorial Coliseum)

Kentucky - 80												Vanderbilt - 73														
Record: 12-10 (2-0)												Record: 12-10 (2-0)														
Official Basketball Box Score - Final												Official Basketball Box Score - Final														
Kentucky at Vanderbilt												Vanderbilt at Kentucky														
Game Date: 1/20/21												Game Date: 1/20/21														
Game Duration: 2:00												Game Duration: 2:00														
Attendance: 1,300												Attendance: 1,300														
Kentucky - 80												Vanderbilt - 73														
NO. Name	Min	FG	3P	FT	Rebounds	Fouls	TP	AS	TS	Blocks	ST	Shooting by Period	NO. Name	Min	FG	3P	FT	Rebounds	Fouls	TP	AS	TS	Blocks	ST	Shooting by Period	
3 Kelle McKinney	28	4-6	3-4	0-0	2	2	3	1	1	1	1	1st 100.0%	3 Kelle McKinney	28	4-6	3-4	0-0	2	2	3	1	1	1	1	1	1st 100.0%
44 Dre'una Edwards	18	0-0	0-0	0-0	0	0	0	0	0	0	0	2nd 100.0%	44 Dre'una Edwards	18	0-0	0-0	0-0	0	0	0	0	0	0	0	0	2nd 100.0%
5 Blair Green	20	1-2	0-0	0-0	0	0	0	0	0	0	0	3rd 100.0%	5 Blair Green	20	1-2	0-0	0-0	0	0	0	0	0	0	0	0	3rd 100.0%
10 Rhynae Howard	37	10-19	4-6	9-10	3	7	10	2	3	3	6	4th 100.0%	10 Rhynae Howard	37	10-19	4-6	9-10	3	7	10	2	3	3	6	4th 100.0%	
15 Chastity Patterson	35	11	1-6	2-2	1	1	2	1	1	2	2	5th 100.0%	15 Chastity Patterson	35	11	1-6	2-2	1	1	2	1	1	2	2	5th 100.0%	
00 Olivia Owens	21	3-6	0-0	0-0	4	4	0	3	0	0	0	1st 100.0%	00 Olivia Owens	21	3-6	0-0	0-0	4	4	0	3	0	0	0	0	1st 100.0%
11 Jazmine Massengill	16	2-2	0-0	0-0	0	0	0	0	0	0	0	2nd 100.0%	11 Jazmine Massengill	16	2-2	0-0	0-0	0	0	0	0	0	0	0	0	2nd 100.0%
21 Nyah Leverette	14	1-1	0-0	0-0	0	0	0	0	0	0	0	3rd 100.0%	21 Nyah Leverette	14	1-1	0-0	0-0	0	0	0	0	0	0	0	0	3rd 100.0%
Totals	28:51	12:21	10:31	23	34	18	20	7	13	13	1	100.0%	Totals	28:51	12:21	10:31	23	34	18	20	7	13	13	1	100.0%	
Technical Fouls:NONE												Technical Fouls:NONE														

14 #12 KENTUCKY 76, AUBURN 71- FINAL

Jan. 21, 2021 • Auburn, Ala. (Auburn Arena)

Kentucky - 76												Auburn - 71											
Record: 12-10 (2-0)												Record: 12-10 (2-0)											
Official Basketball Box Score - Final												Official Basketball Box Score - Final											

2020-21 GAME REVIEWS

19 #20 Kentucky 71, #16 Tennessee 56 - FINAL

Feb. 11, 2021 • Lexington, Ky. (Rupp Arena)

NCAA		Official Basketball Box Score - Final										Game Date: 2/10/21		Game Duration: 1:55		Attendance: 1,053				
Tennessee - 56												Officials: Fabian Spartz/Wish, Beverly Roberts, Tina Naper								
Record: 15-4 (6-2)												Shooting By Period								
NO. Name	Min	FG	3P	FT	Rebounds	Fouls	TP	AS	TO	ST	Blocks	pts	fg%	3pt%	ft%	1st	2nd	3rd	4th	
12 Rose Bonart	F	35:57	2-7	0-0	22	4	8	1	2	6	2	1	4	0	1	1	0	1	1	0
11 Kesiyahna Kushkiah	C	28:54	4-6	0-0	12	5	6	5	1	9	1	6	0	0	0	1	0	1	0	0
4 Jordan Walker	G	29:39	1-6	0-2	0-4	4	5	1	3	2	0	1	1	1	1	1	1	1	1	1
25 Jordan Horston	G	34:27	4-15	0-2	3-6	1	7	1	4	11	3	0	2	1	2	1	0	0	0	0
33 Marta Suarez	06:06	0-1	0-0	0-0	0	0	0	0	0	0	0	0	0	0	0	0	0	0	0	0
2 Destiny Sabaly	07:40	1-2	0-1	1-1	2	1	2	0	2	1	0	1	0	1	0	1	0	1	0	1
21 Tess Darby	06:13	1-3	1-2	0-0	0	0	1	0	3	0	1	1	0	1	0	1	0	1	0	1
31 Emily Saunders	02:41	0-0	0-0	0-0	0	0	0	0	0	0	0	0	0	0	0	0	0	0	0	0
10 Jessica Bennis	05:20	0-0	0-0	0-0	0	0	0	0	0	0	0	0	0	0	0	0	0	0	0	0
Team			2	2	2	0	0	0	0	0	0	0	0	0	0	0	0	0	0	0
Totals		28:02	3-11	0-0	18	15	27	42	10	56	7	16	4	11	5	15				
Technical Fouls:Key 4/1/52												Shooting By Period								
1st FGM: 5/21 23.8%												1st FGM: 5/21 23.8%								
2nd FGM: 1/5 20%												2nd FGM: 1/5 20%								
3rd FGM: 6/14 42.9%												3rd FGM: 6/14 42.9%								
4th FGM: 2/3 66.7%												4th FGM: 2/3 66.7%								
FTM: 7/14 50%												FTM: 7/14 50%								
3PTM: 2/3 66.7%												3PTM: 2/3 66.7%								
GM FGM: 4/13 30.8%												GM FGM: 4/13 30.8%								
3PTM: 2/3 66.7%												3PTM: 2/3 66.7%								
FTM: 14 25%												FTM: 14 25%								
GM FGM: 2/8 25%												GM FGM: 2/8 25%								
3PTM: 2/3 66.7%												3PTM: 2/3 66.7%								
FTM: 5/5 100%												FTM: 5/5 100%								

20 #17 Kentucky 88, Florida 80 - FINAL

Feb. 15, 2021 • Gainesville, Fla. (Exactech Arena)

NCAA		Official Basketball Box Score - Final										Game Date: 2/14/21		Game Duration: 1:44		Attendance: 1,500				
Kentucky at Florida												Officials: Kevin Carter, Joseph Vandy, William Smith								
Record: 15-5 (8-3)												Shooting By Period								
NO. Name	Min	FG	3P	FT	Rebounds	Fouls	TP	AS	TO	ST	Blocks	pts	fg%	3pt%	ft%	1st	2nd	3rd	4th	
3 Ke'Kea McKinney	F	35:42	6-10	1-3	0-0	2	2	4	0	13	0	1	0	0	0	1	0	0	0	0
14 Taryana Wyatt	F	17:53	3-5	0-1	2-2	2	5	0	3	8	0	0	0	0	0	0	0	0	0	0
10 Rhyne Howard	G	26:41	12-20	0-1	3-4	3	9	4	2	1	2	1	0	1	1	1	0	1	1	1
13 Jazmine Massengill	G	33:13	4-12	0-2	1-3	3	7	2	9	10	2	1	2	0	0	1	0	0	0	0
15 Chastity Patterson	G	35:38	5-8	3-4	0-0	0	0	0	1	13	0	1	3	0	1	1	2	0	0	0
11 Robyn Benton	F	11:36	1-2	0-0	0-0	0	0	0	0	2	0	0	0	0	0	0	0	0	0	0
44 Dr'Lina Edwards	15:22	3-5	0-0	0-1	1	1	4	1	0	0	0	2	0	0	1	0	0	0	0	0
5 Blair Green	09:08	1-3	0-0	0-0	0	0	0	0	2	0	0	1	0	0	1	0	0	0	0	0
00 Olivia Owens	08:49	1-2	0-0	2-2	0	0	1	2	4	0	1	0	0	0	0	0	0	0	0	0
Team			36	67	18	13	13	13	13	12	13	88	12	9	7	4	1	1	1	1
Totals		36:07	67-118	13-13	13	13	13	13	13	13	13	88	12	9	7	4	1	1	1	1
Technical Fouls:NONE												Shooting By Period								
1st FGM: 19/33 57.6%												1st FGM: 19/33 57.6%								
2nd FGM: 14/23 60.9%												2nd FGM: 14/23 60.9%								
3rd FGM: 14/23 60.9%												3rd FGM: 14/23 60.9%								
4th FGM: 14/23 60.9%												4th FGM: 14/23 60.9%								
FTM: 14 25%												FTM: 14 25%								
GM FGM: 36/67 53.7%												GM FGM: 36/67 53.7%								
3PTM: 13 33%												3PTM: 13 33%								
FTM: 8/13 61.5%												FTM: 8/13 61.5%								

21 #17 Kentucky 55, South Carolina 76 - FINAL

Feb. 21, 2021 • Columbia, S.C. (Colonial Life Arena)

NCAA		Official Basketball Box Score - Final										Game Date: 2/19/21		Game Duration: 1:38		Attendance: 3,500				
Kentucky at South Carolina												Officials: Beverly Roberts, Stan Gantner, Jesse Chatham								
Record: 15-6 (8-3)												Shooting By Period								
NO. Name	Min	FG	3P	FT	Rebounds	Fouls	TP	AS	TO	ST	Blocks	pts	fg%	3pt%	ft%	1st	2nd	3rd	4th	
3 Ke'Kea McKinney	F	35:12	2-7	0-0	0	0	3	3	0	4	1	2	0	2	0	1	2	0	1	1
14 Taryana Wyatt	F	19:23	3-8	0-0	1	1	1	3	2	6	0	7	1	0	0	1	0	2	1	1
10 Rhyne Howard	G	23:48	2-11	2-8	0-0	6	6	6	6	6	2	12	2	0	0	0	0	0	0	0
13 Jazmine Massengill	G	29:30	2-6	2-2	0	1	2	3	1	6	5	2	1	0	1	0	1	0	1	0
15 Chastity Patterson	G	31:10	4-11	1-2	0-0	2	0	2	1	1	1	9	2	1	0	1	0	1	0	1
44 Dr'Lina Edwards	16:57	2-2	0-0	3-4	0	4	4	5	3	7	1	0	0	0	0	0	0	0	0	0
1 Robyn Benton	13:09	1-3	0-0	0	0	1	2	1	2	0	1	2	0	0	0	1	0	0	0	0
5 Blair Green	10:34	1-2	0-0	0-0	0	0	1	1	2	0	0	2	0	0	0	0	0	0	0	0
00 Olivia Owens	07:51	3-5	0-0	0-0	0	1	1	3	0	6	0	1	0	1	1	0	1	1	1	1
21 Nyah Leverette	00:40	0-0	0-0	0-0	0	0	0	0	0	0	0	0	0	0	0	0	0	0	0	0
23 Kamaron Roach	01:46	0-2	0-0	0-0	1	0	1	0	0	0	0	0	0	0	0	0	0	0	0	0
Team			20	47	11	11	11	11	11	11	11	55	12	4	6	8	2	1	1	1
Totals		20:47	51-118	10-11	8	22	30	21	15	55	12	14	6	8	2	1	1	1	1	1
Technical Fouls:NONE												Shooting By Period								
1st FGM: 15/31 48.4%												1st FGM: 15/31 48.4%								
2nd FGM: 14/23 60.9%												2nd FGM: 14/23 60.9%								
3rd FGM: 14/23 60.9%												3rd FGM: 14/23 60.9%								
4th FGM: 14/23 60.9%												4th FGM: 14/23 60.9%								
FTM: 14 25%												FTM: 14 25%								
GM FGM: 36/67 53.7%												GM FGM: 36/67 53.7%								
3PTM: 13 33%												3PTM: 13 33%								
FTM: 8/13 61.5%												FTM: 8/13 61.5%								

22 #19 Kentucky 62, Georgia 58 - FINAL

Feb. 25, 2021 • Athens, Georgia (Stegeman Coliseum)

NCAA		Official Basketball Box Score - Final										Game Date: 2/20		Game Duration: 2:00		Attendance: 2,100				
Kentucky at Georgia												Officials: Joseph Vandy, Felicia Green, Katherine Tabor								
Record: 15-6 (8-3)												Shooting By Period								
NO. Name	Min	FG	3P	FT	Rebounds	Fouls	TP	AS	TO	ST	Blocks	pts	fg%	3pt%	ft%	1st	2nd	3rd	4th	
3 Ke'Kea McKinney	F	26:38	0-4	0-0	0	2	3	1	0	0	0	0	0	0	0	0	0	0	0	0
14 Taryana Wyatt	F	21:55	3-8	0-0	5-6	5	1	6	4	3	1	0	4	0	0	2	4	0	0	2
10 Rhyne Howard	G	36:38	10-16	4-4	3-6	1	3	4	1	1	0	2	4	1	1	1	1	1	1	1
13 Jazmine Massengill	G	29:47	1-6	0-2	1-2	0	1	1	1	2	3	2	1	0	0	1	1	1	1	1
15 Chastity Patterson	G	32:31	5-11	2-3	3-4	0	1	1	0	4	1	3	0	0	0	0	0	0	0	0
44 Dr'Lina Edwards	12:07	1-5	0-0	2-2	4	0	2	0	2	0	0	2	0	0	0	0	0	0	0	0
5 Blair Green	10:00	0-0	0-0	0-0	0	0	0	0	0	0	0	0	0	0	0	0	0	0	0	0
1 Robyn Benton	16:25	1-2	0-1	0-1	0	2	3	1	2	0	1	0	0	0	0	0	0	0	0	0
00 Olivia Owens	09:12	0-0	0-0	0-0	0	0	0	0	0	0	0	0	0	0	0	0	0	0	0	0
22 Malory Bates	05:51	0-2	0-1	0-0	0	2	1	0	0	0	0	0	0	0	0	0	0	0	0	0
Team			22	56	14	12	19	12	24	36	18	20	62	8	15	10	2	3	4	4
Totals		22:56	61-114	12-19	12	24	36	18	20	62	8	15	10	2	3	4	4	4	4	4
Technical Fouls:NONE												Shooting By Period								
1st FGM: 15/31 48.4%												1st FGM: 15/31 48.4%								
2nd FGM: 14/23 60.9%												2nd FGM: 14/23 60.9%								
3rd FGM: 14/23 60.9%												3rd FGM: 14/23 60.9%								
4th FGM: 14/23 60.9%												4th FGM: 14/23 60.9%								
FTM: 14 25%												FTM: 14 25%								
GM FGM: 22/56 39.3%												GM FGM: 22/56 39.3%								
3PTM: 8 15 53.3%												3PTM: 8 15 53.3%								
FTM: 14 25%												FTM: 14 25%								

23 #19 Kentucky 69, Ole Miss 73 - FINAL

Feb. 28, 2021 • Lexington, Ky. (Memorial Coliseum)

NCAA		Official Basketball Box Score - Final										Game Date: 2/27/21		Game Duration: 2:17		Attendance: 1,300	
Ole Miss at Kentucky												Officials: Gina Cross, Fabian Spartz/Wish, Melinda Cary					
Record: 10-10 (4-6)												Shooting By Period					



2020-21 Kentucky Women's Basketball Combined Team Statistics All games

Game Records

Record	Overall	Home	Away	Neutral
ALL GAMES	16-7	11-2	5-5	0-0
CONFERENCE	9-6	5-2	4-4	0-0
NON-CONFERENCE	7-1	6-0	1-1	0-0

Score by Periods

Team	1st	2nd	3rd	4th	OT	TOT
Kentucky	409	415	406	444	14	1688
Opponents	340	340	414	401	8	1503

Team Box Score

No.	Player	Total			3-Point		F-Throw		Rebounds				Other Stats									
		GP-GS	MIN	AVG	FG-FGA	FG%	3FG-FGA	3FG%	FT-FTA	FT%	OFF	DEF	TOT	AVG	PF	DQ	A	TO	BLK	STL	PTS	AVG
10	HOWARD, Rhyne	20-20	688:18	34.4	137-318	.431	44-124	.355	77-99	.778	46	103	149	7.5	54	0	73	43	16	44	395	19.8
15	PATTERSON, Chasity	23-23	653:56	28.4	115-237	.485	33-88	.375	40-50	.800	23	34	57	2.5	36	1	62	27	1	70	303	13.2
44	EDWARDS, Dre'Una	23-11	466:11	20.3	94-195	.482	9-23	.391	33-52	.635	44	101	145	6.3	62	1	31	41	21	18	230	10.0
01	BENTON, Robyn	22-0	421:15	19.1	59-146	.404	23-72	.319	25-33	.758	19	39	58	2.6	32	0	25	27	6	22	166	7.5
3	MCKINNEY, KeKe	22-22	664:27	30.2	52-126	.413	16-48	.333	20-28	.714	39	62	101	4.6	56	0	29	25	17	20	140	6.4
5	GREEN, Blair	23-18	495:18	21.5	55-127	.433	19-55	.345	15-18	.833	9	31	40	1.7	22	0	27	21	7	9	144	6.3
13	MASSENGILL, Jazmine	15-4	337:22	22.5	26-76	.342	11-29	.379	5-9	.556	6	27	33	2.2	23	0	49	17	8	14	68	4.5
00	OWENS, Olivia	23-5	291:26	12.7	41-87	.471	0-3	.000	15-26	.577	16	48	64	2.8	48	1	5	36	4	2	97	4.2
14	WYATT, Tatyana	18-8	255:00	14.2	25-58	.431	2-5	.400	17-24	.708	17	30	47	2.6	19	0	5	11	4	2	69	3.8
12	HUNT, Treasure	11-1	142:47	13.0	15-48	.313	7-25	.280	4-6	.667	8	13	21	1.9	10	0	6	9	3	2	41	3.7
20	TOLLER, Erin	5-0	24:40	4.9	4-9	.444	1-5	.200	2-4	.500	0	2	2	0.4	5	0	0	8	0	3	11	2.2
23	ROACH, Kameron	7-1	50:20	7.2	4-9	.444	2-2	1.000	0-0	.000	2	3	5	0.7	4	0	6	5	0	1	10	1.4
21	LEVERETTER, Nyah	13-0	92:43	7.1	5-14	.357	0-0	.000	4-9	.444	14	12	26	2.0	12	0	1	4	3	0	14	1.1
34	KING, Emma	4-2	42:52	10.7	0-11	.000	0-4	.000	0-0	.000	0	5	5	1.3	5	0	5	3	0	2	0	0.0
Team											36	46	82					10				
Total		23	4627		632-1461	.433	167-483	.346	257-358	.718	279	556	835	36.3	388	3	324	287	90	209	1688	73.4
Opponents		23	4630		560-1354	.414	106-357	.297	277-409	.677	286	572	858	37.3	346	4	262	376	74	121	1503	65.3

Team Statistics

	UK	OPP
Scoring	1688	1503
Points per game	73.4	65.3
Scoring margin	+8.0	-
Field goals-att	632-1461	560-1354
Field goal pct	.433	.414
3 point fg-att	167-483	106-357
3-point FG pct	.346	.297
3-pt FG made per game	7.3	4.6
Free throws-att	257-358	277-409
Free throw pct	.718	.677
F-Throws made per game	11.2	12.0
Rebounds	835	858
Rebounds per game	36.3	37.3
Rebounding margin	-1.0	-
Assists	324	262
Assists per game	14.1	11.4
Turnovers	287	376
Turnovers per game	12.5	16.3
Turnover margin	+3.9	-
Assist/turnover ratio	1.1	0.7
Steals	209	121
Steals per game	9.1	5.3
Blocks	90	74
Blocks per game	3.9	3.2
Winning streak	0	-
Home win streak	0	-
Attendance	16416	11384
Home games-Avg/Game	13-1263	10-1138
Neutral site-Avg/Game	-	0-0

Team Results

Date	Opponent		Score	Att.
11/25/2020	Murray St.	W	86-60	1200
11/29/2020	Belmont	W	70-50	1200
12/03/2020	at Kansas St.	W	60-49	502
12/06/2020	Indiana	W	72-68	1200
12/09/2020	Marshall	W	79-45	1200
12/13/2020	Samford	W	88-54	1200
12/16/2020	at DePaul	L	82-86	0
12/19/2020	Wofford	W	98-37	1200
12/31/2020	Arkansas	W	75-64	1200
01/03/2021	at Mississippi St.	Wot	92-86	1000
01/07/2021	at Texas A&M	L	60-77	824
01/10/2021	South Carolina	L	70-75	1200
01/17/2021	Vanderbilt	W	80-73	1200
01/21/2021	at Auburn	W	76-71	578
01/24/2021	at Tennessee	L	53-70	2609
01/28/2021	Alabama	W	81-68	1533
01/31/2021	Missouri	W	61-55	1200
02/04/2021	at Ole Miss	L	60-72	844
02/11/2021	Tennessee	W	71-56	1683
02/15/2021	at Florida	W	88-80	659
02/21/2021	at South Carolina	L	55-76	3500
02/25/2021	at Georgia	W	62-58	868
02/28/2021	Ole Miss	L	69-73	1200



2020-21 Kentucky Women's Basketball Combined Team Statistics In Conference games

Game Records

Record	Overall	Home	Away	Neutral
ALL GAMES	9-6	5-2	4-4	0-0
CONFERENCE	9-6	5-2	4-4	0-0
NON-CONFERENCE	0-0	0-0	0-0	0-0

Score by Periods

Team	1st	2nd	3rd	4th	OT	TOT
Kentucky	251	266	241	281	14	1053
Opponents	231	234	294	287	8	1054

Team Box Score

No.	Player	Total			3-Point		F-Throw		Rebounds				Other Stats									
		GP-GS	MIN	AVG	FG-FGA	FG%	3FG-FGA	3FG%	FT-FTA	FT%	OFF	DEF	TOT	AVG	PF	DQ	A	TO	BLK	STL	PTS	AVG
10	HOWARD, Rhyne	14-14	499:07	35.7	103-239	.431	29-81	.358	67-87	.770	36	75	111	7.9	38	0	54	24	14	31	302	21.6
15	PATTERSON, Chasity	15-15	425:24	28.4	70-147	.476	23-58	.397	17-22	.773	12	22	34	2.3	26	1	37	17	1	30	180	12.0
44	EDWARDS, Dre'Una	15-3	274:33	18.3	40-104	.385	3-13	.231	23-34	.676	16	58	74	4.9	38	1	14	26	13	8	106	7.1
3	MCKINNEY, KeKe	15-15	457:31	30.5	36-89	.404	16-42	.381	10-14	.714	23	40	63	4.2	37	0	15	20	9	10	98	6.5
01	BENTON, Robyn	14-0	262:21	18.7	31-84	.369	14-39	.359	14-20	.700	11	17	28	2.0	23	0	8	13	3	14	90	6.4
12	HUNT, Treasure	4-1	71:24	17.8	7-21	.333	4-11	.364	4-5	.800	5	6	11	2.8	4	0	3	3	3	1	22	5.5
5	GREEN, Blair	15-10	291:25	19.4	31-65	.477	11-26	.423	7-10	.700	2	17	19	1.3	13	0	13	18	4	4	80	5.3
13	MASSENGILL, Jazmine	14-4	318:35	22.8	25-72	.347	10-27	.370	5-9	.556	6	25	31	2.2	22	0	47	16	8	13	65	4.6
14	WYATT, Tatyana	14-8	210:27	15.0	23-51	.451	1-3	.333	13-18	.722	15	26	41	2.9	15	0	5	11	4	0	60	4.3
00	OWENS, Olivia	15-4	178:55	11.9	22-54	.407	0-2	.000	6-14	.429	7	25	32	2.1	32	0	1	22	1	2	50	3.3
23	ROACH, Kameron	2-1	04:29	2.2	0-2	.000	0-0	.000	0-0	.000	1	1	2	1.0	0	0	0	0	0	1	0	0.0
34	KING, Emma	1-0	09:33	9.6	0-1	.000	0-0	.000	0-0	.000	0	1	1	1.0	2	0	1	1	0	0	0	0.0
21	LEVERETTER, Nyah	8-0	22:51	2.9	0-0	.000	0-0	.000	0-0	.000	0	1	1	0.1	3	0	1	2	0	0	0	0.0
Team											27	25	52					8				
Total		15	3027		388-929	.418	111-302	.368	166-233	.712	161	339	500	33.3	253	2	199	181	60	114	1053	70.2
Opponents		15	3030		393-900	.437	69-214	.322	199-287	.693	195	393	588	39.2	222	2	176	211	61	77	1054	70.3

Team Statistics

	UK	OPP
Scoring	1053	1054
Points per game	70.2	70.3
Scoring margin	-0.1	-
Field goals-att	388-929	393-900
Field goal pct	.418	.437
3 point fg-att	111-302	69-214
3-point FG pct	.368	.322
3-pt FG made per game	7.4	4.6
Free throws-att	166-233	199-287
Free throw pct	.712	.693
F-Throws made per game	11.1	13.3
Rebounds	500	588
Rebounds per game	33.3	39.2
Rebounding margin	-5.9	-
Assists	199	176
Assists per game	13.3	11.7
Turnovers	181	211
Turnovers per game	12.1	14.1
Turnover margin	+2.0	-
Assist/turnover ratio	1.1	0.8
Steals	114	77
Steals per game	7.6	5.1
Blocks	60	61
Blocks per game	4.0	4.1
Winning streak	0	-
Home win streak	0	-
Attendance	9216	10882
Home games-Avg/Game	7-1317	8-1360
Neutral site-Avg/Game	-	0-0

Team Results

Date	Opponent		Score	Att.
12/31/2020	Arkansas	W	75-64	1200
01/03/2021	at Mississippi St.	Wot	92-86	1000
01/07/2021	at Texas A&M	L	60-77	824
01/10/2021	South Carolina	L	70-75	1200
01/17/2021	Vanderbilt	W	80-73	1200
01/21/2021	at Auburn	W	76-71	578
01/24/2021	at Tennessee	L	53-70	2609
01/28/2021	Alabama	W	81-68	1533
01/31/2021	Missouri	W	61-55	1200
02/04/2021	at Ole Miss	L	60-72	844
02/11/2021	Tennessee	W	71-56	1683
02/15/2021	at Florida	W	88-80	659
02/21/2021	at South Carolina	L	55-76	3500
02/25/2021	at Georgia	W	62-58	868
02/28/2021	Ole Miss	L	69-73	1200



**2020-21 Kentucky Women's Basketball
Team Game-by-Game
All games**

Opponent	Date	Score		Total		3-Pointers		Free throws		Rebounds										
				FG-FGA	PCT	3FG-FGA	PCT	FT-FTA	PCT	OFF	DEF	TOT	AVG	PF	A	TO	BLK	STL	PTS	AVG
Murray St.	11/25/2020	86-60	W	30-75	.400	8-27	.296	18-22	.818	15	28	43	43.0	20	16	13	6	19	86	86.0
Belmont	11/29/2020	70-50	W	30-68	.441	4-20	.200	6-14	.429	17	33	50	46.5	15	12	15	2	8	70	78.0
at Kansas St.	12/03/2020	60-49	W	23-63	.365	5-23	.217	9-12	.750	16	24	40	44.3	11	10	9	2	13	60	72.0
Indiana	12/06/2020	72-68	W	23-52	.442	8-16	.500	18-22	.818	8	29	37	42.5	18	12	13	5	5	72	72.0
Marshall	12/09/2020	79-45	W	33-61	.541	7-22	.318	6-10	.600	12	28	40	42.0	16	20	12	1	6	79	73.4
Samford	12/13/2020	88-54	W	33-64	.516	11-26	.423	11-15	.733	11	23	34	40.7	17	23	11	3	10	88	75.8
at DePaul	12/16/2020	82-86	L	33-72	.458	6-24	.250	10-15	.667	20	26	46	41.4	19	15	23	6	16	82	76.7
Wofford	12/19/2020	98-37	W	39-77	.506	7-23	.304	13-15	.867	19	26	45	41.9	19	17	10	5	18	98	79.4
Arkansas	12/31/2020	75-64	W	29-58	.500	10-20	.500	7-11	.636	12	25	37	41.3	17	15	16	8	4	75	78.9
at Mississippi St.	01/03/2021	92-86	Wot	30-61	.492	14-28	.500	18-22	.818	8	27	35	40.7	11	17	12	3	6	92	80.2
at Texas A&M	01/07/2021	60-77	L	26-57	.456	4-17	.235	4-7	.571	6	20	26	39.4	20	11	16	1	10	60	78.4
South Carolina	01/10/2021	70-75	L	28-74	.378	3-20	.150	11-12	.917	15	16	31	38.7	20	10	13	7	12	70	77.7
Vanderbilt	01/17/2021	80-73	W	28-61	.459	10-21	.476	14-22	.636	10	26	36	38.5	20	17	14	6	5	80	77.8
at Auburn	01/21/2021	76-71	W	28-59	.475	10-28	.357	10-15	.667	11	27	38	38.4	14	20	15	2	9	76	77.7
at Tennessee	01/24/2021	53-70	L	18-63	.286	7-24	.292	10-13	.769	12	13	25	37.5	14	9	7	1	12	53	76.1
Alabama	01/28/2021	81-68	W	30-57	.526	10-18	.556	11-15	.733	7	30	37	37.5	12	23	12	5	2	81	76.4
Missouri	01/31/2021	61-55	W	22-60	.367	3-13	.231	14-20	.700	8	22	30	37.1	19	7	12	3	5	61	75.5
at Ole Miss	02/04/2021	60-72	L	21-66	.318	6-26	.231	12-19	.632	16	18	34	36.9	21	12	8	3	10	60	74.6
Tennessee	02/11/2021	71-56	W	28-67	.418	10-20	.500	5-9	.556	11	27	38	36.9	15	17	9	5	11	71	74.4
at Florida	02/15/2021	88-80	W	36-67	.537	8-18	.444	8-13	.615	13	17	30	36.6	12	12	9	4	7	88	75.1
at South Carolina	02/21/2021	55-76	L	20-57	.351	5-18	.278	10-11	.909	8	22	30	36.3	21	12	12	8	4	55	74.1
at Georgia	02/25/2021	62-58	W	22-56	.393	6-14	.429	12-19	.632	12	24	36	36.3	18	8	15	2	10	62	73.6
Ole Miss	02/28/2021	69-73	L	22-66	.333	5-17	.294	20-25	.800	12	25	37	36.3	19	9	11	2	7	69	73.4
Total		1688		632-1461	.433	167-483	.346	257-358	.718	279	556	835	36.3	388	324	287	90	209	1688	73.4
Opponents		1503		560-1354	.414	106-357	.297	277-409	.677	286	572	858	37.3	346	262	376	74	121	1503	65.3

Kentucky Averages

Games Played	Points/game	FG Pct	3FG Pct	FT Pct	Rebounds/game	Assists/game	Turnovers/game	Assist/Turnover ratio	Steals/game	Blocks/game
23	73.4	43.3	34.6	71.8	36.3	14.1	12.5	1.1	9.1	3.9