

# KENTUCKY

## 2020-21 MEN'S BASKETBALL



8 NATIONAL CHAMPIONSHIPS | MOST WINS IN COLLEGE BASKETBALL | 49 SEC TITLES | 31 SEC TOURNAMENT CHAMPIONSHIPS | 55 ALL-AMERICANS | 132 NBA DRAFT PICKS


### MISSISSIPPI STATE (14-13, 8-10) vs. KENTUCKY (9-15, 8-9)

Thursday, March 11 • Noon ET • Bridgestone Arena (3,400)\* • Nashville, Tenn.

#TGT #BuiltDifferent • @KentuckyMBB

\*limited fans during COVID-19 pandemic

#### THE MATCHUP



**Series Breakdown**

- Overall - UK, 99-20
- in SECT - UK, 8-2
- Calipari vs. MSU - 16-0
- Howland vs. UK - 1-8
- Current UK streak - W15

John Calipari	Ben Howland
Overall Record: 784-232*	Overall Record: 513-286
Record at UK: 339-92	Record at MSU: 112-80
Overall Seasons: 29th at Kentucky: 12th	Overall Seasons: 25th at Mississippi State: 6th

\*on-court record

#### BY THE NUMBERS

<b>2,327</b>	All-time wins, NCAA leader
<b>49</b>	SEC regular-season titles in program history
<b>31</b>	SEC Tournament championships
<b>6</b>	SEC Tournament crowns under John Calipari

#### TALE OF THE TAPE

UK	STATISTIC	MSU
70.3	Points Per Game	69.4
70.0	Opp. Points PG	65.7
38.4	Rebounds PG	38.9
+2.6	Rebound Margin	+6.8
12.3	Assists PG	13.0
6.1	Blocks PG	4.7
6.3	Steals PG	6.7
.417	FG Pct.	.455
.410	Opp. FG Pct.	.399
.332	3-Pt. FG Pct.	.349
.313	Opp. 3-Pt. FG Pct.	.317
.734	FT Pct.	.641

#### A UK WIN WOULD ...

- Improve Kentucky's record to 135-26 all-time in the SEC Tournament
- Keep UK undefeated vs. Mississippi State in the John Calipari era
- Improve Calipari's record to 58-12 all-time in league tournaments and 24-4 in the SEC Tournament
- Mark the Wildcats' fifth in the last seven games
- Set up a third matchup with SEC regular-season champion Alabama
- Increase Calipari's all-time record in March and April to 166-49

#### LAST GAME'S STARTERS



**10**

#### DAVION MINTZ

6-3 • 196 • GUARD • GRADUATE  
CHARLOTTE, N.C. | CREIGHTON UNIVERSITY

Gained reputation as late-game shot maker | Led UK in scoring in SEC play | Leads team with 52 3-pointers | Made multiple 3s in 10 of last 11 games | Posted 20 points with a career-high six 3s and seven assists vs. South Carolina



**3**

#### BRANDON BOSTON JR.

6-7 • 185 • GUARD • FRESHMAN  
NORCROSS, GA. | SIERRA CANYON HIGH SCHOOL

Averaging team-high 12.0 points | Leads the team in steals with 33 | Team-high 17 double-figure scoring games | Led the team in scoring eight games | Recorded 21 points and a career-high six 3-pointers vs. South Carolina



**0**

#### JACOB TOPPIN

6-9 • 194 • FORWARD • SOPHOMORE  
BROOKLYN, N.Y. | RHODE ISLAND UNIVERSITY

Averaging 5.4 points and 3.6 rebounds per game | Four double-figure scoring games | Made his first career start as a Wildcat vs. South Carolina | Logging 7.7 points and 4.4 rebounds in 23.0 minutes over last seven games



**23**

#### ISAIAH JACKSON

6-10 • 206 • FORWARD • FRESHMAN  
PONTIAC, MICH. | WATERFORD MOTT HIGH SCHOOL

SEC All-Freshman and All-Defensive teams | Averaging 6.8 rebounds and team-high 2.6 blocks | Ranks 14th nationally in blocks per game, seventh in block percentage | Averaging 14.3 points and 7.5 boards over last six games



**30**

#### OLIVIER SARR

7-0 • 237 • FORWARD • SENIOR  
BORDEAUX, FRANCE | WAKE FOREST UNIVERSITY

Leads the team with three double-doubles | Scored in double figures in eight of the last 11 games | Made a 3-pointer in six of the last eight games | Blocked a career-high four shots in wins over Auburn and Vanderbilt

#### STAT LEADERS

POINTS PER GAME		
UK	Brandon Boston Jr.	12.0
MSU	D.J. Stewart Jr.	16.5
REBOUNDS PER GAME		
UK	Keion Brooks Jr.	6.9
MSU	Tolu Smith	8.6
ASSISTS PER GAME		
UK	Devin Askew	3.0
MSU	Deivon Smith	3.1
STEALS PER GAME		
UK	Brandon Boston Jr.	1.4
MSU	D.J. Stewart Jr.	1.4
BLOCKS PER GAME		
UK	Isaiah Jackson	2.6
MSU	Abdul Ado	2.0
3-POINTERS		
UK	Davion Mintz	52
MSU	D.J. Stewart Jr.	42
FIELD-GOAL PERCENTAGE		
UK	Isaiah Jackson	.542
MSU	Tolu Smith	.577
FREE-THROW PERCENTAGE		
UK	Devin Askew	.806
MSU	Iverson Molinar	.810

#### NEED TO KNOW

Kentucky has won 31 SEC Tournament championships, more than the rest of the league combined (28)

UK has won six SEC Tournament crowns under John Calipari, who has led the Wildcats to the championship game in eight of his 10 SEC Tournament appearances

This is the first time Kentucky hasn't clinched the double bye since the field expanded in 2013. UK has not won four in a row to win the league tournament title since 1952

Davion Mintz is averaging 16.8 points over the last five games and has made multiple 3-pointers in 10 of the last 11 games (33 total in that span)

Isaiah Jackson was named to the SEC All-Freshman Team and All-Defensive Team. He has scored in double figures in six straight games and paces the nation's leading shot-blocking team with an SEC-best 2.6 blocked shots per game

#### SCHEDULE

##### NOVEMBER

25	10/9	-/	MOREHEAD STATE <sup>1</sup>	SECN	W, 81-45
29	10/9	RV/RV	RICHMOND <sup>1</sup>	ESPN	L, 76-64

##### DECEMBER

1	20/9	7/5	vs. Kansas <sup>2</sup>	ESPN	L, 65-62
6	20/9	-/	vs. Georgia Tech <sup>3</sup>	ESPN	L, 79-62
12	-/RV	-/	NOTRE DAME	CBS	L, 64-63
19	-/	22/21	vs. North Carolina <sup>4</sup>	CBS	L, 75-63
26	-/	RV/RV	at Louisville	ESPN	L, 62-59

##### JANUARY

2	-/	-/	at Mississippi State*	SEC	W, 78-73 <sup>5OT</sup>
5	-/	-/	VANDERBILT*	SEC	W, 77-74
9	-/	RV/RV	at Florida*	ESPN	W, 76-58
12	-/	RV/24	ALABAMA*	ESPN	L, 85-65
16	-/	-/	at Auburn*	ESPN	L, 66-59
20	-/	-/	at Georgia*	SEC	L, 63-62
23	-/	RV/RV	LSU*	ESPN	W, 82-69
26	-/	9/8	at Alabama*	ESPN	L, 70-59

##### FEBRUARY

3	-/	18/17	at Missouri*	ESPN2	L, 75-70
6	-/	11/10	TENNESSEE*	ESPN	L, 82-71
9	-/	RV/RV	ARKANSAS*	ESPN	L, 81-80
13	-/	-/	AUBURN*	CBS	W, 82-80
17	-/	-/	at Vanderbilt*	SEC	W, 82-78
20	-/	19/20	at Tennessee*	CBS	W, 70-55
27	-/	-/	FLORIDA*	CBS	L, 71-67

##### MARCH

2	-/	-/	at Ole Miss*	ESPN	L, 80-72
6	-/	-/	SOUTH CAROLINA*	ESPN	W, 92-64
10	-/	-/	vs. Mississippi State <sup>5</sup>	SEC	Noon

All times Eastern | \*SEC conference game | HOME GAMES IN CAPS

<sup>1</sup>Bluegrass Showcase (Rupp Arena | Lexington, Ky.)

<sup>2</sup>Champions Classic (Bankers Life Fieldhouse | Indianapolis)

<sup>3</sup>Holiday Hoopsgiving (State Farm Arena | Atlanta)

<sup>4</sup>CBS Sports Classic (Rocket Mortgage FieldHouse | Cleveland)

<sup>5</sup>SEC Tournament (Bridgestone Arena | Nashville, Tenn.)

#### BROADCAST INFO

##### TELEVISION

Play-by play: Karl Ravech  
Analyst: Jimmy Dykes  
Sideline: Marty Smith



##### HOME RADIO

Play-by play: Tom Leach  
Analyst: Mike Pratt



##### SATELLITE RADIO

XM: TBD  
SiriusXM: TBD



# TV CHART



**0** **JACOB TOPPIN**

**Sophomore Forward**  
6-9 | 194  
Brooklyn, N.Y.  
Rhode Island  
@Jtoppin0  
@jtoppin\_0  
*(TOPP-in)*



**2** **DEVIN ASKEW**

**Freshman | Guard**  
6-3 | 198  
Sacramento, Calif.  
Mater Dei  
@babydev5  
@babydev  
*(ASK-you)*



**3** **BRANDON BOSTON JR.**

**Freshman | Guard**  
6-7 | 185  
Norcross, Ga.  
Sierra Canyon  
@bboston\_  
@brandonboston



**5** **TERRENCE CLARKE**

**Freshman | Guard**  
6-7 | 194  
Boston  
Brewster Academy  
@terrenceclarke\_  
@tclarke



**10** **DAVION MINTZ**

**Graduate | Guard**  
6-3 | 196  
Charlotte, N.C.  
Creighton  
@deemintz1  
@davion  
*(DAY-vee-on)*  
*(mints)*



**11** **DONTAIE ALLEN**

**R-Freshman Guard**  
6-6 | 198  
Falmouth, Ky.  
Pendleton County  
@DontaeAllen11  
@dontaieallen11  
*(DON-tay)*



**12** **KEION BROOKS JR.**

**Sophomore Forward**  
6-7 | 205  
Fort Wayne, Ind.  
La Lumiere School  
@KeionB\_12  
@klbj.xii  
*(KEY-on)*



**13** **RILEY WELCH**

**Senior | Guard**  
6-0 | 185  
Littleton, Colo.  
College of the Desert  
@Riley\_Welch  
@riley\_welch  
@Riley.Welch13



**14** **BRENNAN CANADA**

**Sophomore Forward**  
6-6 | 198  
Mount Sterling, Ky.  
George Rogers Clark  
@brennanc14  
@brennanc14



**20** **ZAN PAYNE**

**R-Sophomore Guard/Forward**  
6-4 | 215  
Lexington, Ky.  
Lexington Catholic  
@young\_payne2321  
@alexander.payne23



**21** **CAM'RON FLETCHER**

**Freshman Forward**  
6-6 | 215  
St. Louis  
Vashon  
@CamRonFletcher1  
@camron  
*(CAM-run)*



**23** **ISAIAH JACKSON**

**Freshman Forward**  
6-10 | 206  
Pontiac, Mich.  
Waterford Mott  
@IJackson22  
@isaiahjackson22



**25** **KAREEM WATKINS**

**Freshman | Guard**  
5-8 | 145  
Camden, N.J.  
Kingsway Regional  
@stink\_cvp



**30** **OLIVIER SARR**

**Senior | Forward**  
7-0 | 237  
Bordeaux, France  
Wake Forest  
@sarr\_olivier  
@olivier\_sarr  
*(oh-LIV-ee-ay)*



**34** **OSCAR TSHIEBWE**

**Sophomore Forward**  
6-9 | 260  
Lubumbashi, Democratic Republic of the Congo  
West Virginia  
@Oscartshiebwe34  
@oscar\_tshiebwe  
*(SHEE-bway)*



**55** **LANCE WARE**

**Freshman Forward**  
6-9 | 223  
Camden, N.J.  
Camden  
@lanceware12  
@lance.ware



**JOHN CALIPARI**

**Head Coach**  
12th Season  
@UKCoachCalipari  
@ukcoachcalipari  
@UKCoachCalipari  
*(cal-uh-PEAR-ee)*



**TONY BARBEE**

**Assoc. to the HC**  
Seventh season at UK  
First season as assoc. to HC  
@CoachTonyBarbee  
@abarbee2250



**BRUISER FLINT**

**Assistant Coach**  
First season at UK  
First season as assistant  
@brufflint14



**JOEL JUSTUS**

**Assistant Coach**  
Seventh season at UK  
Fifth season as assistant  
@UKCoachJustus  
@ukcoachjustus



**JAI LUCAS**

**Assistant Coach/ Recruiting Coord.**  
First season at UK  
First season as assistant  
@CoachJLuc  
@jai.luc  
*(jay)*



**JOHN ROBIC**

**Special Asst. to the HC/Basketball Ops.**  
12th season at UK  
Fifth season as special asst.

## Alphabetical Roster

NO.	NAME	POS.	HT.	WT.	CL.	HOMETOWN (PREVIOUS SCHOOL)
11	Dontaie Allen	G	6-6	198	R-Fr.	Falmouth, Ky. (Pendleton County)
2	Devin Askew	G	6-3	198	Fr.	Sacramento, Calif. (Mater Dei)
3	Brandon Boston Jr.	G	6-7	185	Fr.	Norcross, Ga. (Sierra Canyon)
12	Keion Brooks Jr.	F	6-7	205	So.	Fort Wayne, Ind. (La Lumiere)
14	Brennan Canada	F	6-6	198	So.	Mount Sterling, Ky. (George Rogers Clark)
5	Terrence Clarke	G	6-7	194	Fr.	Boston (Brewster Academy)
21	Cam'ron Fletcher	F	6-6	215	Fr.	St. Louis (Vashon)
23	Isaiah Jackson	F	6-10	206	Fr.	Pontiac, Mich. (Waterford Mott)
10	Davion Mintz	G	6-3	196	Gr.	Charlotte, N.C. (Creighton)
21	Zan Payne	G/F	6-4	215	R-So.	Lexington, Ky. (Lexington Catholic)
30	Olivier Sarr	F	7-0	237	Sr.	Bordeaux, France (Wake Forest)
0	Jacob Toppin	F	6-9	194	So.	Brooklyn, N.Y. (Rhode Island)
34	Oscar Tshiebwe	F	6-9	260	So.	Lubumbashi, Democratic Republic of the Congo (West Virginia)
55	Lance Ware	F	6-9	223	Fr.	Camden, N.J. (Camden)
25	Kareem Watkins	G	5-8	145	Fr.	Camden, N.J. (Kingsway Regional)
13	Riley Welch	G	6-0	185	Sr.	Littleton, Colo. (College of the Desert)

## On the Bench

**Head Coach:** John Calipari (Clarion, 1982)  
**Associate to the Head Coach:** Tony Barbee (UMass, 1993)  
**Assistant Coaches:** James "Bruiser" Flint (St. Joseph's, 1987)  
 Joel Justus (UNC Wilmington, 2004)  
 Jai Lucas (Texas, 2011)  
**Special Assistant to the HC/Basketball Ops.:** John Robic (Denison, 1986)  
**Assoc. AD/Basketball Operations:** Chris Woolard (UCLA, 1997)  
**Director of Basketball Admin.:** Will Barton (Kentucky, 2013)  
**Strength and Conditioning Coach:** Robert Harris (Kentucky State, 2009)  
**Athletic Trainer:** Geoffrey Staton (North Carolina, 2007)  
**Equipment Manager:** Mark Evans (Kentucky, 2013)  
**Recruiting Analyst:** Brady Kennedy (Kentucky, 2016)




# POLLS, STATS, MEDIA INFO

## Weekly Media Schedule

all times ET

<b>9 Tue.</b> Media availability with select players   11 a.m.  Practice   2 p.m.  Travel to Nashville, Tenn.	<b>10 Wed.</b> Practice   Noon ET  Media availability with John Calipari   3 p.m. ET	<b>11 Thu.</b> vs. Mississippi St.   noon ET SECN   Nashville, Tenn.	<b>12 Fri.</b> vs. Alabama   noon ET ESPN   Nashville, Tenn.	<b>13 Sat.</b> SECT semifinals   1 p.m. ET ESPN   Nashville, Tenn.	<b>14 Sun.</b> SECT championship   1 p.m. ET ESPN   Nashville, Tenn.  Selection Show   6 p.m. ET CBS	<b>15 Mon.</b> To be determined
--	---	--	--	--	---	------------------------------------

### Communications & PR Staff



**Eric Lindsey**  
 Director  
 Cell - 859.619.0944  
 Email - eric.lindsey@uky.edu



**Deb Moore**  
 Associate Director  
 Cell - 859.559.5781  
 Email - deb.moore@uky.edu

### Media Information

**CREDENTIAL REQUESTS**  
 Requests for single-game credentials will open 14 days prior to the contest and close 7 days prior to game day online at sportssys-terms.com/Kentucky.

**CREDENTIAL CRITERIA**  
 The University of Kentucky's decision to issue credentials to a media outlet for the purposes of covering a UK basketball home or away event is determined by a variety of factors. They include the following:

- Amount of coverage given to Kentucky throughout the season
- Intention/ability to cover all 22 sports at Kentucky
- Distribution/size of publication: free, subscription, sale on newsstands, website traffic, etc.
- Radio or TV station program format and size of audience
- Length of existence of the publication, amount of original copy generated, number of full-time employees of the publication and the journalistic experience of the reporter(s)
- Attendance at Kentucky media sessions, including Olympic sport opportunities
- Space availability
- Professionalism, which includes but is not limited to conduct at games, press conferences, practices, on social media, etc.

The University of Kentucky has the right to revoke credentials under its own discretion.

**INTERVIEW POLICIES-GENERAL**  
 All interviews with University of Kentucky basketball players or staff members must be arranged through the Communications and Public Relations office. Media should never contact a player or coach directly.

The Wildcat Coal Lodge, dormitories, team locker rooms and other team quarters are private team areas. Media members are not permitted in these areas unless accompanied by appropriate university personnel.

**PRACTICE/PRESS CONFERENCES**  
 Other than announced exceptions, UK basketball practices are closed to the media.

Player interviews are conducted prior to practices the day before a game and will be available to all UK media via Zoom. UK will accept requests for player interviews, but they must be submitted 24 hours prior to the scheduled availability.

Coach John Calipari or an assistant coach will meet with members of the media immediately following player interviews via Zoom.

Gameday shoot-arounds are closed to the media.

**TELEPHONE PLAYER INTERVIEWS**  
 Telephone interviews are available to the media on a call-back basis. Individual player and coach telephone numbers will not be given to members of the media.

Players are instructed not to conduct interviews when contacted directly by telephone. The Communications and Public Relations office will arrange for telephone interviews at a time most convenient for the student-athlete.

Other special requests are handled on a case-by-case basis.

**POSTGAME INTERVIEWS**  
 Following each game, there is a cooling-off period, during which time the players shower and dress. Approximately 10 minutes after the game ends, Coach Calipari conducts his postgame press conference while a player speaks to the UK Sports Network.

Following Coach Calipari's Zoom press conference and the cooling-off period, selected UK players are available via Zoom.

### The Polls

#### Associated Press Top 25 March 8

1. Gonzaga (61)
2. Baylor (2)
3. Illinois
4. Michigan
5. Iowa
6. Alabama
7. Houston
8. Arkansas
9. Ohio State
10. West Virginia
11. Kansas
12. Oklahoma State
13. Texas
14. Villanova
15. Florida State
16. Virginia
17. Creighton
18. Loyola Chicago
19. San Diego State
20. Texas Tech
21. Purdue
22. Virginia Tech
23. Colorado
24. Southern Cal
25. Oklahoma

**Receiving Votes:** BYU 93, Oregon 67, UConn 53, Clemson 25, Wisconsin 24, Tennessee 14, Wichita State 13, St. Bonaventure 11, Winthrop 7, VCU 4, LSU 2, UC Santa Barbara 1, San Diego 1, Michigan State 1

#### USA Today Coaches Poll March 8

1. Gonzaga (31)
2. Baylor
3. Illinois
4. Michigan
5. Alabama
6. Iowa
7. Houston
8. Arkansas
9. West Virginia
10. Ohio State
11. Villanova
12. Kansas
13. Florida State
14. Oklahoma State
15. Virginia
16. Texas
17. Creighton
18. Loyola Chicago
19. Purdue
20. San Diego State
21. Virginia Tech
22. Texas Tech
23. Southern Cal
24. Oklahoma
25. Oregon

**Receiving Votes:** Colorado 68, BYU 39, Wichita State 26, UConn 26, Clemson 25, Tennessee 9, Drake 8, Winthrop 7, St. Bonaventure 7, Michigan State 7, Toledo 3, UCLA 3, Wisconsin 2, North Carolina 2, Florida 2, Colorado State 1

### UK in the Rankings

#### Team Rankings

Category	Stat	SEC [NCAA]
Scoring	70.3	11th [200th]
Scoring Defense	70.0	T5th [168th]
Scoring Margin	+0.3	10th [199th]
Free-Throw %	.734	5th [86th]
Field-Goal %	.417	13th [279th]
Field-Goal % Def.	.410	4th [52nd]
3-Point FG %	.332	8th [203rd]
3-Point FG % Def.	.313	4th [59th]
Rebounds Per Game	38.4	5th [49th]
Opponent Rebs. Per Game	35.8	9th
Rebounding Margin	+2.6	5th [107th]
Blocks Per Game	6.1	1st [1st]
Assists Per Game	12.3	12th [236th]
Steals Per Game	6.3	13th [184th]
Turnover Margin	-1.7	12th [271st]
Assist-to-TO Ratio	0.9	12th [254th]
Off. Rebs. Per Game	12.1	5th [40th]
Def. Rebs. Per Game	26.3	6th [119th]
Def. Rebound %	.698	9th
Off. Rebound %	.331	5th
3-Point FG Per Game	6.2	12th [273rd]

#### Individual Rankings

Category/Player	Stat	SEC [NCAA]
3-Point FGs Per Game/Mintz	2.2	6th [171st]
Assist-to-TO Ratio/Askew	1.5	6th [234th]
Blocks Per Game/Jackson	2.6	1st [14th]
Blocks Per Game/Sarr	1.3	10th [124th]
Def. Rebs. Per Game/Jackson	4.5	7th [295th]
Double-Doubles/Sarr	3	T10th [T206th]
Double-Doubles/Brooks Jr.	2	T14th [T307th]
Double-Doubles/Jackson	2	T14th [T307th]
Minutes Per Game/Mintz	30.7	T17th
Minutes Per Game/Boston Jr.	30.7	T17th
Off. Rebs. Per Game/Jackson	2.2	10th [189th]
Rebounds Per Game/Jackson	6.8	8th [208th]

through March 6

### SEC Standings

Team	SEC Record	Overall Record
Alabama <sup>^</sup>	16-2 (.889)	21-6 (.778)
Arkansas	13-4 (.765)	21-5 (.808)
LSU	11-6 (.647)	16-8 (.667)
Tennessee	10-7 (.588)	17-7 (.708)
Florida	9-7 (.563)	13-8 (.619)
Ole Miss	10-8 (.556)	15-10 (.600)
Missouri	8-8 (.500)	15-8 (.652)
<b>Kentucky</b>	<b>8-9 (.471)</b>	<b>9-15 (.375)</b>
Mississippi State	8-10 (.444)	14-13 (.519)
Georgia	7-11 (.389)	14-11 (.560)
Auburn	7-11 (.389)	13-14 (.482)
South Carolina	4-12 (.250)	6-14 (.300)
Texas A&M	2-8 (.200)	8-9 (.471)
Vanderbilt	3-13 (.188)	8-15 (.348)

<sup>^</sup>SEC champion | through March 7

### Upcoming in the SEC

#### March 10-14

Contest	Time	TV Network
<b>Wednesday, March 10 (SECT)</b>		
Game 1: Texas A&M vs. Vanderbilt	7 p.m.	SEC Network

<b>Thursday, March 11 (SECT)</b>		
<b>Game 2: Mississippi St. vs. Kentucky</b>	Noon	SEC Network
Game 3: G1 winner vs. Florida	2:30 p.m.	SEC Network
Game 4: Georgia vs. Missouri	7 p.m.	SEC Network
Game 5: South Carolina vs. Ole Miss	9:30 p.m.	SEC Network

<b>Friday, March 12 (SECT)</b>		
Game 6: G2 winner vs. Alabama	Noon	ESPN
Game 7: G3 winner vs. Tennessee	2:30 p.m.	ESPN
Game 8: G4 winner vs. Arkansas	7 p.m.	SEC Network
Game 9: G5 winner vs. LSU	9:30 p.m.	SEC Network

<b>Saturday, March 13 (SECT)</b>		
Game 10: G6 winner vs. G7 winner	1 p.m.	ESPN
Game 11: G8 winner vs. G9 winner	3:30 p.m.	ESPN

<b>Sunday, March 14 (SECT)</b>		
Game 12: G10 winner vs. G11 winner	1 p.m.	ESPN

All times Eastern



# NOTES

## Honoring the Cats

### Dontaie Allen

- SEC Freshman of the Week (Jan. 4)

### Brandon Boston Jr.

- Wooden Award Preseason Top 50
- Bluegrass Showcase All-Tournament Team
- Preseason All-SEC First Team (Media/Coaches)
- Julius Erving Award Preseason Watch List
- CBS Sports Preseason All-America Third Team
- Stadium Preseason All-America Third Team
- Naismith Trophy Preseason Watch List
- NABC Player of the Year Preseason Watch List

### Terrence Clarke

- Jerry West Award Preseason Watch List
- Naismith Trophy Preseason Watch List

### Isaiah Jackson

- All-SEC Freshman Team (Coaches)
- All-SEC Defensive Team (Coaches)
- SEC Freshman of the Week (Feb. 22)
- Karl Malone Award Preseason Watch List

### Davion Mintz

- Senior CLASS Award Candidate

### Olivier Sarr

- SEC Community Service Team
- Senior CLASS Award Candidate
- Wooden Award Preseason Top 50
- Bluegrass Showcase All-Tournament Team
- Preseason All-SEC Second Team (Media/Coaches)
- Kareem Abdul-Jabbar Award Preseason Watch List
- ESPN's Dick Vitale Preseason All-America First Team

## Kentucky Cruises Past South Carolina in Regular-Season Finale

With how this season has gone and with the way he was shooting the ball, everyone in Rupp Arena knew Davion Mintz was taking the next shot after making 3-pointers on his previous two trips and four in the half.

Not even John Calipari's hesitation – "Easy now, easy, easy," he said from the sideline – was going to make Mintz think twice about the second-half heat check in the win vs. South Carolina.

"As soon as you saw me smacking my hands so hard for the ball, I knew (I was shooting it) regardless," Mintz said. "I'm like, no, I got to take this one."

Shades of Tayhaun Prince's 3-point barrage vs. North Carolina in 2001, Mintz pulled up from well beyond the arc and just in front of his head coach and nailed the 3, his fifth in three and a half minutes that fueled a much-needed runaway victory for Kentucky as it ended the regular season Saturday at Rupp Arena.

Mintz's 3-point flurry was part of a 17-5 run that led the Wildcats to a 92-64 victory over South Carolina, UK's second-biggest win of the season and its largest since a 28-point win over the Gamecock in February 2019.

"The energy and everything that I felt in the arena, it was a like a vibration around me," Mintz said. "I knew it was up as soon as I started clapping for it."

Calipari spun around to the scorer's table and smiled. Mintz's teammates came flying off the bench as South Carolina called timeout. And Mintz popped the "Kentucky" on his jersey for the 3,075 fans in Rupp Arena, what felt like a nod of thanks for continued support in a difficult season and a representation of what could have been in more normal times with a moment like that.

For the Wildcats, who finished the regular season at 9-15 and 8-9 in the Southeastern Conference, their first losing season in the league since 1988-89, it was nice to have a feel-good moment and cruise to a stress-free victory.

Calipari even got to unload his bench for the first time since the season opener.

"To get to see them on the court, it was a good experience for them and for us," said Isaiah Jackson, who continued his torrid stretch with his sixth straight game in double figures and his second double-double of the season. "We finally got to take a break the last three minutes and just enjoy the game. And I feel like that's a good momentum builder going into next week. ... We're just going to go out there and try to have fun and keep on doing what we're doing."

Jackson scored 13 points and grabbed 10 rebounds, Mintz scored 20 with a career-high six 3-pointers, and Brandon Boston Jr. set career highs with 21 points and six 3-pointers. Mintz and Boston became just the second pair of UK teammates to each make at least six 3-pointers in the same game. Travis Ford made seven and Jamal Mashburn sunk six vs. Indiana on Jan. 3, 1993.

Kentucky, which led by as many as 33 points, shot 49.3% from the floor and limited South Carolina to 38.2%. UK has held nine of its last 14 opponents to 40% or less shooting.

This game was previously scheduled to be the SEC opener for both teams on Dec. 29 but was postponed due to COVID-19 issues at South Carolina.

## UK Seeking Sixth SEC Tournament Title in Calipari Era

Kentucky will play Mississippi State on Thursday in the Southeastern Conference Tournament after finishing the season 8-9 in league play. Game time is set for noon ET (11 a.m. CT) at Bridgestone Arena in Nashville, Tennessee.

UK locked up the No. 8 seed on Saturday with an impressive 92-64 victory vs. South Carolina and Mississippi State's loss to Auburn. The Bulldogs will be the No. 9 seed.

The winner of the UK-MSU matchup will get top-seeded Alabama on Friday at noon ET. That game would air on ESPN.

Kentucky earned a bye in the tournament but will begin its SEC Tournament run prior to the quarterfinals for the first time since the tournament expanded in 2013. Despite its SEC Tournament dominance, UK has not won four games in the league tourney to win the event since 1952.

The Wildcats will need to do exactly that after finishing the season 9-15 overall. UK finished strong by winning four of its last six games, including victories at then No. 19/20 Tennessee and the 28-point win Saturday vs. South Carolina, Kentucky's largest margin of victory in league play in more than two seasons and its second-biggest win of 2020-21.

"It's never too late," Davion Mintz said of UK's chances of making a run in the SEC Tournament and into the NCAA Tournament. "I've got faith. God is real and things happen for a reason. If we have a chance to go out there and play for 40 minutes, it's never too late. We'll see next week."

Kentucky is seeking its seventh SEC Tournament championship under John Calipari and 32nd overall. UK will need three wins to advance to its ninth title game in the last 12 seasons, which includes the cancellation of last season's tournament due to the COVID-19 pandemic.

Kentucky leads the league with 31 SEC Tournament titles, more than the rest of the league combined (28). The Wildcats are 134-26 all-time in the SEC Tournament. The 2019 loss in the semifinals – the last time a tournament was played – ended a run of four straight SEC Tournament championships and 13 straight wins in the conference tournament.

Calipari's teams at UMass, Memphis and Kentucky have been to 19 conference championship games in his 28-year career, winning a remarkable 15 of them. Calipari is 57-12 (.826) all-time in conference tournaments, including 23-4 (.852) at UK. Calipari ranks fourth in SEC Tournament wins.

"Every team I've coached, at the other two schools too, we were in the same position that when you look back, we have gone through the war and we have been scarred, but it prepares us," Calipari said. "Every game we play ends up being a two-bucket game right down to the stretch. And we're fighting with every team, and you know what, that's what prepares you. ... They are prepared, just like all the other teams here."

The Wildcats are 8-2 all-time vs. the Bulldogs in the SEC Tournament. Kentucky edged Mississippi State in Starkville earlier this season in a double-overtime thriller to start league play. The Wildcats won 78-73 behind Dontaie Allen's career-high 23 points and seven 3-pointers. UK has won 15 straight games in the series and MSU is the only team yet to beat the Wildcats in the Calipari era. The last time Kentucky played Mississippi State in the SEC Tournament was the thrilling 75-74 overtime victory in the championship game in 2010, Calipari's first season at UK.

If Kentucky is fortunate enough to play Alabama, it would be the fifth time in the last six seasons (the lone absence being last year's canceled tournament) the Wildcats have faced the Crimson Tide in the SEC Tournament. UK has won all four of the previous matchups and is 17-2 vs. Alabama in the league tournament and 6-1 in the quarterfinals. Alabama, which finished the season 21-6 overall and 16-2 in league play, swept the two-game regular-season series this year.

Tennessee (4 seed), Florida (5 seed), Vanderbilt (12 seed) and Texas A&M (13 seed) are on the same side of the bracket as Kentucky.

The tournament returns to Bridgestone Arena in Nashville for the sixth time in the last seven seasons (that includes last year with two games played in the opening rounds). UK has won the SEC Tournament when it is played in Nashville four times under Calipari.

## John and Ellen Calipari Pledge \$50k for Kentucky Flood Relief

John Calipari and his wife, Ellen, pledged \$50,000 in matching funds for Kentucky flood relief last week during a joint telethon between the American Red Cross and UK Athletics' television partner, WLEX.

Days to start March caused flash flooding in Eastern Kentucky. Gov. Andy Beshear declared a state of emergency.

Other coaches at UK Athletics participated in the telethon to help those reeling from the historic flooding that caused widespread damage in eastern parts of the state. At the time of this publication, the telethon was still ongoing and total funds raised were not available.

Calipari has been a servant leader and played a major part in times of need, not only in the state of Kentucky but across the country and world.



# NOTES

## 2020-21 Lead-Deficit Comparison

Opponent	Biggest Lead	Biggest Deficit	Biggest Run	Changes	Ties	Led	Trailed	Result
MOREHEAD ST.	39 (2nd)	N/A	7-0	0	1	38:29	0:00	W, 81-45
RICHMOND	6 (2nd)	16 (2nd)	6-0	14	12	10:36	21:55	L, 76-64
vs. Kansas	13 (1st)	5 (2nd)	15-0	6	8	26:14	8:30	L, 65-62
vs. Georgia Tech	3 (1st)	20 (2nd)	7-0	8	2	5:56	31:12	L, 79-62
NOTRE DAME	4 (1st)	24 (2nd)	16-0	1	1	1:56	37:13	L, 64-63
vs. North Carolina	11 (1st)	12 (2nd)	7-0	3	4	24:40	13:02	L, 75-63
at Louisville	4 (1st)	7 (2nd)	6-0	10	6	11:55	24:07	L, 62-59
at Mississippi St.	8 (2OT)	9 (2nd)	10-0	9	5	13:04	31:06	W, 78-73 <sup>2OT</sup>
VANDERBILT	9 (1st)	6 (1st)	9-0	5	14	10:59	17:41	W, 77-74
at Florida	25 (2nd)	5 (1st)	13-0	3	3	32:16	5:02	W, 76-58
ALABAMA	N/A	20 (2nd)	8-0	0	1	0:00	39:17	L, 85-65
at Auburn	7 (1st)	10 (2nd)	9-0	4	5	19:45	13:02	L, 66-59
at Georgia	7 (2nd)	9 (1st)	10-0	10	2	12:56	25:10	L, 63-62
LSU	17 (2nd)	2 (1st)	10-0	2	2	37:44	0:15	W, 82-69
at Alabama	2 (2nd)	11 (2nd)	10-0	6	9	3:06	28:50	L, 70-59
at Missouri	N/A	13 (1st)	8-0	0	1	0:00	39:16	L, 75-70
TENNESSEE	10 (2nd)	11 (2nd)	9-0	8	10	22:17	10:42	L, 82-71
ARKANSAS	6 (1st)	12 (2nd)	8-0	13	6	15:19	22:34	L, 81-80
AUBURN	14 (2nd)	9 (1st)	9-0	1	2	16:30	21:33	W, 82-80
at Vanderbilt	17 (1st)	N/A	10-0	0	1	38:56	0:00	W, 82-78
at Tennessee	21 (2nd)	3 (1st)	15-0	3	2	35:25	3:01	W, 70-55
FLORIDA	10 (1st)	4 (2nd)	11-0	14	9	22:08	13:51	L, 71-67
at Ole Miss	6 (2nd)	10 (1st)	8-0	5	4	7:13	30:27	L, 70-62
SOUTH CAROLINA	33 (2nd)	2 (1st)	10-0	3	5	36:21	1:48	
vs. Mississippi St.								
<b>BIGGEST/MOST</b>	<b>39</b>	<b>24</b>	<b>16-0</b>	<b>14</b>	<b>14</b>	<b>38:56</b>	<b>39:17</b>	
<b>TOTALS</b>						<b>443:51</b>	<b>439:44</b>	

In 2010, he used a telethon to raise more than \$1 million for victims of the devastating earthquake in Haiti. He followed that up with telethons in 2012, raising \$1 million for victims of Superstorm Sandy, and in 2017, for victims of Hurricane Harvey.

In 2019, when federal workers were without pay due to a government shut-down, he, his wife and his foundation assisted workers with financial help and grocery gift cards.

His latest efforts include spearheading the creation of the John McLendon Minority Leadership Initiative, a nationwide coach-driven initiative to provide minorities a jump-start to their careers through practical experiences, opportunities to build their network and instilling the values of John McLendon: integrity, education, leadership and mentorship. Participants in the initiative will be known as MLI Future Leaders.

Calipari's foundation, the Calipari Foundation, has worked with several key partners, including Samaritan's Feet, 4 Paws for Ability, Team Focus, the Urban League of Lexington-Fayette County, One Parent Scholar House, and the Kentucky Banker's Association, which facilitates a program to teach Kentucky students the importance of financial management. To these groups alone, the foundation has donated more than \$1.5 million, a figure that does not include matching funds that have been contributed from individuals and corporations. Other nonprofits the foundation has supported through the years include the V Foundation, the Starkey Hearing Foundation, the Children's Home of Northern Kentucky, the Louisville Zoo Foundation and the American Red Cross – Bluegrass Chapter.

In 2013, Calipari initiated hosting an annual alumni weekend around his basketball fantasy experience with the intent to raise money for charity. After generating \$350,000 for selected organizations and charities during the inaugural game, the weekend has generated millions of dollars for charity since its inception.

### Wildcats Playing Better

As John Calipari has said, there are no moral victories. At 9-15 and needing to win the Southeastern Conference Tournament to extend the season to the NCAA Tournament, the Kentucky program is not going to accept anything other than victories at this point.

Despite how the regular season went, UK's players and staff continue to fight and the team has -- despite the first losing record in league play since 1988-89 -- played better basketball when the calendar turned to 2021.

Kentucky made improvements in a number of areas in SEC play:

- The Wildcats averaged 72.6 points in league action. They averaged 64.9 points in the first seven nonconference games
- Kentucky shot 36.2% from 3 in league play. In the first seven games, UK shot 25% from long range
- The Wildcats shot 76.1% at the free-throw line in SEC games. In the first seven games, they shot 66.2% at the charity stripe
- UK averaged 6.5 rejections per game league play. In the first seven games, UK averaged 5.0 blocks per contest
- Kentucky averaged 6.5 steals per game. In the first seven games, UK averaged 5.9 steals
- The Wildcats only held two of seven nonconference foes to 40% or less from the field. In league play, UK limited nine of 17 teams to 40% or less
- The Wildcats scored at least a point per possession in nine of their 16 league games. They did it just once in the seven nonconference matchups
- Kentucky scored 80 or more points against Arkansas, Auburn and Vanderbilt. They scored at least 80 just once -- in the season opener -- in the first 17 games

Winning four of the last six games, Kentucky outscored its competition by more than six points per game, had a positive assist-to-turnover ratio, shot 36.6% from 3 and averaged eight 3-point field goals per game.

### La Familia Well Represented at NBA All-Star Weekend

Kentucky made its annual presence felt at NBA All-Star weekend in Atlanta last weekend with six Wildcats either participating or earning recognition to the league's showcase of talent.

Devin Booker, Anthony Davis and Julius Randle were selected to the All-Star Game but Booker and Davis were held out due to injuries.

Randle, just the fifth player in NBA history with at least 550 points, 275 rebounds and 145 assists in their first 25 games of the season, scored four points in 13 minutes in his first All-Star Game. Davis was picked for his UK record eighth All-Star Game and Booker was selected for his second straight appearance.

UK's three selections tied for the most of any other college program and marked the sixth time in the last seven seasons at least three former Kentucky



# NOTES

players were chosen for the NBA All-Star Game.

Kentucky led the league with three players selected to the Rising Stars roster. Tyler Herro, Keldon Johnson and Mychal Mulder were selected for the honor, although there was not a game this season.

Randle also participated in the Skills Competition.

## Jackson Named to SEC All-Freshman, All-Defensive Teams

Freshman forward Isaiah Jackson was named to the Southeastern Conference All-Freshman and All-Defensive teams after a dominant defensive season and an offensive surge to close league play.

Jackson was one of five players tabbed to the defensive team and one of eight who earned selection to the freshman squad, as picked by the league's head coaches.

Jackson became the 28th freshman under John Calipari to earn All-SEC Freshman Team honors and the 29th first-year player during his tenure to earn an all-league honor overall.

This season does, however, mark the first time since 1989 that neither of the coaches' All-SEC teams included a Wildcat. No UK players were included on the All-SEC media teams.

More on Jackson is below.

## Mr. Jackson is For Real

The blocked shots standard at Kentucky starts and stops with Anthony Davis.

In 2011-12, en route to nearly every major national player of the year award, the freshman turpined 186 shots, smashing the previous school record held by Andre Riddick and Melvin Turpin and threatening the NCAA Division I mark.

Just a year later, Nerlens Noel was on pace to challenge the record before a knee injury ended his season early. And coincidentally, just a season after that, Willie Cauley-Stein put up formidable numbers. They are the only players in school history with 100 or more blocks in a single year. Since those three players left for the pros, Kentucky hasn't had the type of elite rim protection that those three provided.

Enter Isaiah Jackson. The freshman forward has been one of the nation's best rim protectors this season.

In the second game of the season, vs. Kansas, Jackson blocked eight shots, the most for a UK player since Cauley-Stein had nine against Boise State on Dec. 10, 2013. They are also the most ever by a Wildcat against an Associated Press top-10 opponent in program history.

Jackson has swatted 63 shots this season to lead the nation's No. 1 shot-blocking team. Jackson's block total is behind the pace of UK's all-time best shot blockers -- due in large part to fewer minutes because of frequent foul trouble (5.6 fouls per 40 minutes and five foul outs) -- but his block percentage is in line with Davis, Noel and Cauley-Stein.

Davis had a 13.8 block percentage during the 2011-12 season, Noel posted a 13.2 in 2012-13 and Cauley-Stein was at 12.3 during 2013-14. Jackson is currently at 12.8%, ranked fourth in the country (through games on March 6), and his 5.0 blocks per 40 minutes is also on par with Davis (5.8) and Noel (5.5). With Jackson's rim protection, UK is third in the country in block percentage at 15.3%.

Jackson has also been one of UK's best rebounders this season, grabbing 6.8 boards per game in 20.8 minutes per contest.

In the second half against LSU, after sitting much of the first with two fouls, he grabbed 13 rebounds alone. He ended up with 15 for the game in just 16 minutes of action, the most rebounds by a Wildcat since Nick Richards hauled in 16 boards vs. Arkansas on Feb. 26, 2019. According to STATS, Jackson is the first player with 15 or more rebounds in less than 20 minutes against a major conference opponent since VMI's Eric Mann had 17 boards in 19 minutes at South Carolina on Dec. 28, 2000.

Jackson is averaging 13.0 rebounds per 40 minutes. For other elite rebounding comparisons in the Calipari era, Jarred Vanderbilt averaged 18.5 in 2017-18 and DeMarcus Cousins tallied 16.8 in 2009-10.

Jackson's offense has also picked up of late with six straight double-figure scoring performances. He is averaging 14.3 points per game in that span. Kentucky is plus-93 points with Jackson on the floor this season, far and away the best on the team. The next-closest player is Davion Mintz at plus-41.

Player	Season	Blk. Pct.	Blks./40	Fouls/40 Min.	Blks (24)
Anthony Davis	2011-12	13.8	5.8	2.4	116
Nerlens Noel	2012-13	13.2	5.5	3.2	106
Willie Cauley-Stein	2013-14	12.3	4.8	4.5	72
Isaiah Jackson	2020-21	12.8	5.0	5.6	63

## Sarr Named to the SEC Community Service Team

Senior Olivier Sarr was named to the Southeastern Conference's Men's Basketball Community Service Team. Sarr is UK's representative on the 14-man team that honors players' exemplary service to their communities.

This marks the 23rd year for the SEC Community Service Team for men's basketball. All 21 league-sponsored sports have had a Community Service Team since 2004. The team honors student-athletes beyond the court for their on-going efforts in the community.

Sarr has engaged in nearly 100 hours of community service throughout his collegiate career split between Wake Forest and Kentucky. Some of his favorite projects include: "Project Pumpkin," which was a Halloween-themed carnival for kids, "Hit the Bricks," a run to raise awareness and funds for cancer research, "Campus Kitchens," where he would deliver meals to needy neighborhoods, and his visits to the local children's hospital. The hospital visits are what he lists as the most meaningful to him as he interacted with patients and families of children faced with life-threatening injuries and illnesses.

The COVID-19 pandemic has halted a number of traditional Kentucky community service projects, but Sarr and his teammates did participate in the annual Christmas drive where the team -- with the support of the Caliparis and local businesses -- selected around 10-12 families to provide food, gifts, rent checks and other needs to identified families.

He also has participated in several Zoom sessions to help inspire local elementary school children. Sarr also participated in the team's "Read Across America" day video in which the squad read aloud the book, "Polar Bear, Polar Bear, What do you Hear?"

The Bordeaux, France, native is one of the team's three captains. He was also one of the leaders who helped initiate a players-driven message regarding social injustices in the country. The initiative resulted in the players producing a public message bringing attention to the cause, as well as internal conversations with teammates and the coaching staff about their own experiences.

Sarr has appeared in more than 100 career games and more than 50 starts. As a Wildcat, Sarr has produced three double-doubles and is averaging 10.5 points and 5.3 rebounds per game. Prior to his season at Kentucky, Sarr was an All-Atlantic Coast Conference performer at Wake Forest. He was a third-team pick in 2019-20 and the runner-up for the league's Most Improved Player honor. Sarr was a two-time ACC Player of the Week selection and became just the 12th player in Wake Forest history to earn the award multiple times in a single season. He has topped double-figure scoring in more than 35 games and has logged 13 career double-doubles.

Sarr is pursuing a degree in communication and is on track to graduate in May of 2021. He owns a 3.337 combined grade-point average between his time at Wake Forest and Kentucky and was an All-ACC Academic Team honoree three times and has been a Dean's List member every semester.

He was one of 30 initial candidates for the 2021 Senior CLASS Award, which honors student-athletes of high character for their efforts in the community, classroom and in competition.

## Measurables



Olivier Sarr

### Wing Span

### Max Vertical

### Hand Width

### 3/4-Court Sprint

### 185-Pound Bench

1. Olivier Sarr - 7'3.50"	1. Jacob Toppin - 42.5"	1. Dontaie Allen - 11.5"	1. Isaiah Jackson - 3.21	1. Davion Mintz - 14 reps
T2. Dontaie Allen - 7'2.50"	2. Cam'Ron Fletcher - 40.0"	2. Keion Brooks Jr. - 10.5"	2. Brennan Canada - 3.31	2. Olivier Sarr - 12 reps
T2. Isaiah Jackson - 7'2.50"	3. Davion Mintz - 39.0"	T3. Brennan Canada - 10.0"	3. Jacob Toppin - 3.33	3. Lance Ware - 7 reps
T4. Keion Brooks Jr. - 7'1"	4. Terrence Clarke - 38.5"	T3. Isaiah Jackson - 10.0"	4. Cam'Ron Fletcher - 3.35	4. Riley Welch - 6 reps
T4. Lance Ware - 7'1"	5. Isaiah Jackson - 37.5"	T5. Devin Askew - 9.75"	T5. Devin Askew - 3.36	5. Keion Brooks Jr. - 5 reps
		T5. Jacob Toppin - 9.75"	T5. Brandon Boston Jr. - 3.36	
		T5. Lance Ware - 9.75"		

## Miscellaneous Stats

### Charges Drawn

Olivier Sarr - 7  
Davion Mintz - 4

### First Sub

Keion Brooks Jr. - 7  
Dontaie Allen - 6  
Lance Ware - 6  
Davion Mintz - 4  
Jacob Toppin - 4  
Isaiah Jackson - 3  
Devin Askew - 2  
Terrence Clarke - 1

### 5-Second Violations

Forced by Kentucky - 2  
Forced by Opponent - 0

### 10-Second Violations

Forced by Kentucky - 1  
Forced by Opponent - 0

### Shot-Clock Violations

Forced by Kentucky - 14  
Forced by Opponent - 12

### Tipoffs (including OT)

Won by Kentucky - 17  
Won by Opponent - 9

### 3-Point Plays

Brandon Boston Jr. - 8  
Isaiah Jackson - 4  
Davion Mintz - 4  
Olivier Sarr - 3  
Jacob Toppin - 2  
Devin Askew - 1  
Keion Brooks Jr. - 1  
Terrence Clarke - 1  
Lance Ware - 1

### 4-Point Plays

Devin Askew - 1



# NOTES

## Davi-Onions

Long-time sportscaster Bill Raftery coined the phrase "onions" on Nov. 8, 1995 during a telecast of a New Jersey Nets game. The phrase is defined as, "A nice way of describing the toughness of a person."

This season, there's been one player in particular who has been called upon to take the tough shot in big situations.

Davion Mintz, the team's leading 3-point maker at 52 on the season, has drained a number of important long-range shots this season for the Wildcats.

The latest was a 3-point barrage vs. South Carolina early in the second half. He hit five 3-pointers in just over three and a half minutes to turn a tight game into a double-digit blow-out.

Mintz hit two crucial 3s at Vanderbilt during runs by the Commodores to try and get back into the game. The first came with 13:39 to play on the ensuing possession after Vanderbilt had knotted the score for the first time since 0-0 to give UK back a 3-point cushion. The Charlotte, North Carolina, native also hit one as the Commodores made it a one-possession game again with 1:41 to play.

"Cool Mintz" drained his most clutch shot of the season, a 3-pointer, with 33 seconds to go in the 82-80 win over Auburn to break what was then a 77-77 tie.

Mintz also hit the go-ahead 3-pointer earlier that week against Arkansas with 14 seconds to play before the Razorbacks were able to hit two free throws to win the game.

The transfer from Creighton's big run of big shots began when he hit a corner go-ahead 3 with 47 to play against the Vanderbilt at home as Kentucky held on to win and go 3-0 to begin Southeastern Conference action. Mintz said the game-winning shot made him think of a similar 3-point shot he missed vs. Xavier in his junior season at Creighton. He said that miss "haunted" him.

"I just knew when I got that opportunity again and I didn't know where it would be at, but I was going to make that corner 3," Mintz said. "I just knew when I got that opportunity again and I didn't know where it would be at, but I was going to make that corner 3."

It seems to have propelled him. Since that make, Mintz has been Kentucky's go-to option. Mintz has made, as John Calipari likes to call them, several "daggers." He has made multiple 3-pointers in 10 of the last 11 games and is averaging 16.8 points over the last five contests, including 20 3-pointers.

Mintz said it helps to have a coach who implores players to shoot whenever they are open.

"He has never once told me that I've taken a bad shot," Mintz said. "He's always screaming to shoot the ball. He hasn't, and not just me. He hasn't told anyone on our team and I've never seen that before of any place I've been or watched or experienced playing myself. So, that's authentic and it's real."

In an increased role at point guard the last two games, Mintz has dished out 15 assists, the best two-game stretch of his career.

## The Wildcats Really are THIS Close

At 9-15, it's easy for people to ignore John Calipari when he says his team is "close" or "not that far away" from getting in the win column. But the numbers don't lie.

In its 15 losses this season, Kentucky has led in the second half of 11 of those games. Of those 11 games, seven of the opponents were either ranked or receiving votes at the time of the game and seven of them came away from the friendly confines of Rupp Arena.

The Wildcats were particularly close during the meat of UK's schedule from Jan. 23 to Feb. 9. During that stretch, Kentucky played five teams in the top 40 of the NCAA Evaluation Tool rankings at the time of the game and all five were at least receiving votes in the two major polls. The Wildcats beat LSU but lost their next four. In each of those four games UK had chances to win.

Opponent	Largest Second-Half Lead	Last Lead
RV/RV Richmond	6 (18:40)	18:40
vs. No. 7/5 Kansas	9 (19:30)	4:19
vs. No. 22/21 UNC	6 (13:15)	12:20
at RV/RV Louisville	4 (17:15)	16:55
at Auburn	4 (14:16)	11:19
at Georgia	7 (7:13)	0:33
at No. 9/8 Alabama	2 (4:27)	3:31
No. 11/10 Tennessee	10 (12:00)	7:25
RV/RV Arkansas	1 (0:14)	0:14
Florida	2 (6:30)	3:46
at Ole Miss	6 (13:16)	11:09

## Cats Don't Count on the 3 but Showing Signs of Improvement

New rules that moved the 3-point line to the international basketball distance of 22 feet, 1.75 inches have had an impact on college basketball the last two seasons. The Wildcats are not immune to the lower percentages.

Kentucky ranks near the bottom nationally in 3-point field goals per game (ranked 273rd through games on March 6 with 6.2 per game), 3-point field-goal percentage (33.2%, ranked 203rd) and 3-point scoring distribution (only 26.5% of UK's points come from 3s, which is 299th thus far). UK has taken 59 fewer 3-pointers than the opposition, and made five or fewer 3-pointers in 12 of 23 games. UK's overall 3-point field-goal percentage of 33.2% would be the second-worst mark under John Calipari.

However, the Wildcats have made significant strides from long range of late. Kentucky was shooting just 25% from behind the arc (30 of 120) entering Southeastern Conference play, among the worst marks in the country. During regular-season SEC action, the Wildcats shot at a 36.2% clip.

Brandon Boston Jr. has made 21 over the last nine games after hitting just 9 of 50 (18.0%) in

## UK's Record vs. AP Ranked Opponents and as an AP Ranked Opponent Under Cal

Kentucky (RK)	Opponent Rank																									RV	NR	TOTAL
	1	2	3	4	5	6	7	8	9	10	11	12	13	14	15	16	17	18	19	20	21	22	23	24	25			
1	-	0-1	0-1	1-0	2-0	2-0	-	2-0	1-0	-	0-1	-	-	-	2-0	1-0	1-0	-	1-0	3-0	1-0	-	-	-	-	6-2	46-3	69-8
2	1-0	-	-	0-1	1-0	0-1	-	-	-	-	-	1-0	1-0	-	1-0	-	1-0	-	0-1	-	-	-	-	-	-	4-0	24-0	34-3
3	-	-	-	1-0	-	-	-	-	0-1	-	-	-	1-0	-	-	-	-	-	-	0-1	-	-	-	-	-	1-0	17-0	20-2
4	-	0-1	-	-	-	-	0-1	0-1	-	-	-	-	-	1-0	-	-	-	-	-	-	-	-	-	-	1-0	2-0	9-2	13-5
5	1-0	-	-	-	-	0-1	-	-	-	-	1-0	-	-	-	-	-	-	-	0-1	-	-	-	-	1-0	-	1-0	9-0	13-2
6	-	-	-	-	0-1	-	1-0	1-0	-	0-1	-	-	-	-	-	-	-	-	1-0	-	-	-	-	-	-	1-0	9-2	13-4
7	-	-	-	0-1	-	-	-	-	-	-	1-0	-	-	0-1	-	-	-	-	1-0	-	-	-	-	-	-	-	5-1	7-3
8	-	-	-	-	-	-	-	-	1-0	-	-	-	1-0	-	1-0	-	-	-	-	-	-	-	-	1-0	0-1	2-3	13-0	19-4
9	-	-	-	-	-	-	-	-	-	-	-	-	-	-	-	-	-	-	-	-	-	-	-	-	-	-	8-2	8-2
10	-	-	-	-	-	-	-	-	-	-	-	-	0-1	-	-	-	-	-	-	-	-	-	-	-	-	3-4	11-3	14-7
11	1-0	-	-	-	-	-	1-0	0-1	-	-	-	1-0	-	-	-	-	0-1	-	-	-	2-0	-	-	-	-	-	6-1	11-3
12	-	-	-	-	-	-	-	-	-	-	-	-	1-0	-	1-0	-	-	-	-	-	-	-	-	-	-	1-0	4-1	7-1
13	-	-	-	-	-	-	-	-	-	-	-	-	-	-	-	0-1	-	-	-	-	-	-	-	-	-	-	7-2	7-3
14	-	-	0-1	-	-	-	-	-	-	-	-	-	-	-	-	-	-	-	-	-	-	-	-	-	1-1	9-1	10-3	
15	-	-	-	-	-	-	-	-	-	-	-	1-0	-	-	-	-	-	1-0	-	-	-	-	-	-	-	1-0	6-0	9-0
16	-	-	-	-	-	-	-	-	-	-	-	-	-	-	-	1-0	-	-	-	-	-	-	-	-	-	2-0	4-1	7-1
17	-	-	-	-	-	-	-	-	-	-	-	-	-	-	-	-	-	-	-	-	-	1-1	-	-	-	-	4-2	5-3
18	-	-	-	-	-	-	-	-	-	-	-	-	-	-	-	-	-	-	-	-	-	0-1	-	-	-	3-2	6-1	9-4
19	-	-	1-0	1-0	-	-	-	-	1-0	-	-	-	-	-	-	-	-	-	-	-	-	-	-	-	-	-	2-0	5-0
20	-	-	-	0-1	-	-	0-1	-	-	-	-	-	-	-	-	-	-	-	-	-	1-0	-	-	-	-	-	3-2	4-4
21	-	-	-	-	-	-	-	-	-	-	-	-	-	-	-	-	-	-	-	-	-	-	-	-	-	1-0	2-1	3-1
22	-	-	-	-	-	-	-	-	-	-	-	1-0	-	-	-	-	-	-	-	-	-	-	-	-	-	1-0	5-1	7-1
23	-	-	-	-	-	-	-	-	-	-	-	-	-	-	-	-	-	-	-	-	-	-	-	-	-	0-1	3-0	3-1
24	-	-	-	-	-	-	-	-	-	-	-	-	-	0-1	-	-	-	-	-	-	-	-	-	-	-	-	0-1	0-2
25	0-1	-	-	-	-	-	0-1	-	-	-	-	-	-	-	-	-	-	-	-	-	-	-	-	-	-	-	1-1	1-3
RV	0-1	1-0	-	-	1-0	-	2-0	-	0-1	-	1-0	1-0	-	-	-	0-1	-	-	-	-	-	-	-	-	-	-	-	-
NR	-	-	-	0-1	-	-	-	-	0-1	-	1-1	-	-	-	1-0	-	0-1	1-0	-	-	0-1	-	-	-	-	-	-	-
TOTAL	3-2	1-2	1-2	3-4	4-1	2-2	4-3	3-1	3-3	1-2	2-2	4-0	5-0	2-2	2-1	4-0	3-1	2-3	3-2	1-1	4-0	4-1	1-2	1-1	1-0	Total	298-70	
																										Total	64-38	



# NOTES

## Points Per Possession

Game	Off. PPP	Def. PPP
MOREHEAD STATE	1.19	0.66
RICHMOND	0.83	0.99
vs. Kansas	0.85	0.89
vs. Georgia Tech	0.91	1.16
NOTRE DAME	0.95	0.97
vs. North Carolina	0.90	1.07
at Louisville	0.92	0.97
at Mississippi State*	0.99	0.92
VANDERBILT*	1.15	1.10
at Florida*	1.15	0.88
ALABAMA*	0.89	1.16
at Auburn*	0.87	0.97
at Georgia*	0.93	0.94
LSU*	1.14	0.96
at Alabama*	0.82	0.97
at Missouri*	0.95	1.01
TENNESSEE*	0.93	1.08
ARKANSAS*	1.10	1.11
AUBURN*	1.11	1.08
at Vanderbilt*	1.11	1.05
at Tennessee*	1.04	0.82
FLORIDA*	1.00	1.06
at Ole Miss*	0.95	1.08
SOUTH CAROLINA*	1.14	0.79
vs. Mississippi State		

## Overall

UK offensive high - 1.19 vs. MOREHEAD STATE  
 UK offensive low - 0.82 at Alabama  
 Kentucky SEC offensive high - 1.15 2x, last at UF  
 Kentucky SEC offensive low - 0.82 at Alabama  
 Kentucky postseason high -  
 Kentucky postseason low -

Opponent offensive high - 1.16, 2x, last ALABAMA  
 Opponent offensive low - 0.66, MOREHEAD STATE  
 Opponent SEC offensive high - 1.16, ALABAMA  
 Opponent SEC offensive low - 0.79, S. CAROLINA  
 Opponent postseason high -  
 Opponent postseason low -

## Clutch Free Throws

**Free throws during a two-possession game (six points or less) at any point with 3:00 or less to play or overtime:**

Player	FTs	Pct.
Brandon Boston Jr.	4-4	1.000
Dontaie Allen	2-2	1.000
Jacob Toppin	7-8	.833
Devin Askew	11-15	.733
Davion Mintz	5-7	.714
Keion Brooks Jr.	2-3	.667
Isaiah Jackson	3-6	.500
Olivier Sarr	0-2	.000

**Kentucky 34-47 .723**

the first 15 games. Olivier Sarr has shown an ability to hit the long-range shot as a 7-footer. And Davion Mintz has continually drained "daggers" -- as Calipari calls them -- over and over again in clutch situations for the Wildcats, all from behind the arc. Mintz has made multiple 3-pointers in 10 of the last 11 games.

The Wildcats hit 11 or more in back-to-back games against Arkansas and Auburn, which marked a first for the program since February 2016 vs. South Carolina and Tennessee and a combined 25 in two straight, which was the most since making 25 vs. Arkansas and South Carolina in consecutive games in the 1998 SEC Tournament. Kentucky started that run with a 14-of-26 performance from behind the arc vs. Arkansas, which tied for the third most of the Calipari era and the most since hitting 15 vs. Georgia on March 1, 2012. UK has made nine or more 3-pointers four times in the last nine games.

If you've followed Calipari's teams over the years, Kentucky has never relied on the 3-point shot. While teams nationally are taking more 3-point shots than ever before, UK has bucked the trend and played to the style that's best suited for that particular group.

The highest percentage of 3-point shots taken under Calipari was the 2010-11 Final Four team that lofted 32.4% of its shots from beyond the arc. No surprise, that team consisted of Brandon Knight and Doron Lamb on the perimeter is also Calipari's top 3-point shooting team at Kentucky.

Calipari typically likes his teams to take between 20 to 24 3-point attempts per game. UK is averaging 18.7 3-point attempts this season.

Not relying on the 3 certainly doesn't hurt the Wildcats. UK is 10-3 all-time under Calipari when making one or fewer from long range.

And for as much has been made about Kentucky's ability to hit the long-range shot, it's actually the Wildcats' percentage inside the arc that maybe has cost the Wildcats the most. Through games on March 7, UK was shooting 45.6% on 2-point shots, ranked 307th in the country and the second-worst mark among major-conference schools.

Year	% of Attempts from 3	3-Point FG%
2009-10:	.313	.331 (lowest)
2010-11:	.324 (highest)	.397 (highest)
2011-12:	.265	.378
2012-13:	.293	.346
2013-14:	.276	.332
2014-15:	.271	.349
2015-16:	.310	.366
2016-17:	.316	.353
2017-18:	.258 (lowest)	.357
2018-19:	.296	.354
2019-20	.266	.343
2020-21	.318	.332

## Free-Throw Shooting on the Rise

In seven nonconference games to begin the season, Kentucky was shooting just 66.2% from the charity stripe, another reason the Wildcats got off to a 1-6 start to the season. The Wildcats rebounded to shoot 76.1% during Southeastern Conference action, the best mark in the league.

Kentucky's season average now stands at 73.4%, which ranks as the third best in John Calipari's 12-year tenure. (Side note: Calipari's last four teams have all shot 70% or better at the line after doing it just once in the previous eight seasons.)

The Wildcats boasted a 24-for-25 (96.0%) day at Vanderbilt, the best free-throw performance since 1992 and best in program history on the road with a minimum of 25 attempts. UK also knocked down 24 of 25 against Georgia on Jan. 7, 1992, but that game was played inside the friendly confines of Rupp Arena.

Prior to a 15 of 25 (60.0%) day at Ole Miss, UK had made 66 of 74 in the previous three games, an 89.2% mark.

Six players -- all with 35 attempts or more -- are shooting at least 70% from the charity line, where the Wildcats get 21.4% of their scoring production from.

Most importantly, Kentucky is making the free throws when they count the most. The Wildcats are 34 of 47 (72.3%) in the clutch, which is a two-possession game at any point with 3:00 minutes to play or less or in overtime. Brandon Boston Jr. is shooting 100% in that scenario, while Devin Askew, who has had the most attempts with 15, is shooting 73.3%. Jacob Toppin (87.5%) and Davion Mintz

(71.4%) are both shooting above 70.0%.

## The Rule of 76?

With the way the defense has played this season, Kentucky doesn't have to be great offensively to win. It just can't be poor.

UK is 8-1 this season when scoring at least 76 points but only 1-14 when scoring 75 or fewer.

In a bit of a statistical oddity, the Wildcats had not scored between 66 and 75 points until scoring 70 and 71 in back-to-back games at No. 18/16 Missouri and against No. 11/10 Tennessee in early February, both losses.

Kentucky has scored at least 80 points in four of the last seven games after reaching that total just twice in the prior 17 games.

## Too Close to Call

One thing that has been consistent for Kentucky this season has been playing in close games. The Wildcats have been on the positive side of a few of them, but far too many times for their liking on the wrong side this season.

Kentucky has been involved in a one-possession game at any point within the final four minutes of regulation in 13 of its last 21 games.

For just the second time in the program's storied history, UK has lost three one-point games this season following its 81-80 loss to Arkansas. The Wildcats also dropped three one-point heartbreakers during the 1957-58 season.

What's worse: The one-point losses are far from the only "could-have-been/should-have-been" wins (more on that below).

Kentucky had three consecutive Southeastern Conference games decided by four points or fewer vs. Arkansas, Auburn and Vanderbilt for the first time since Feb. 13-25, 1984 vs. Florida, Vanderbilt and Georgia.

Historically, the Wildcats have been decent in one-possession games under John Calipari. In fact, UK is 32-29 (52.5%) in Calipari's 12 seasons in games decided by three points or less (that includes the 2-5 mark this season). In games decided by just two possessions, or six points or fewer, Kentucky is 66-50 (56.9%) under Calipari.

Only the 2014-15 team -- who won its first 38 games -- finished the season with a perfect record in both forms of the down-to-the-wire games and the 2012 squad's only blemish was the infamous last-second 3-pointer at Indiana.

The 2013-14 team, which made a memorable run to the NCAA national championship, was 2-2 in three-point games and 2-7 in six-point games during the regular season before finishing 4-2 in one-possession games and 6-9 in a two-possession contests after the memorable postseason run.

The Brandon Knight-led 2010-11 group was just 1-5 in one-possession games during the regular-season and 4-6 in two-possession games. That squad made Calipari's first Final Four as Kentucky's head coach winning a pair of one-possession games during the tournament run, while also losing by just two for a chance to play for the title.

UK is 6-1 under Calipari following a one-point loss, including 2-1 this season.

Season	One-Possession Games	Two-Possession Games
2020-21	2-5 (.286)	4-7 (.364)
2019-20	3-3 (.500)	5-4 (.556)
2018-19	1-3 (.250)	6-5 (.545)
2017-18	3-3 (.500)	7-4 (.636)
2016-17	2-3 (.400)	6-5 (.545)
2015-16	1-1 (.500)	3-4 (.429)
2014-15	3-0 (1.000)	4-0 (1.000)
2013-14	4-2 (.667)	6-9 (.400)
2012-13	2-2 (.500)	6-3 (.667)
2011-12	3-1 (.750)	5-1 (.833)
2010-11	3-6 (.333)	6-7 (.462)
2009-10	5-0 (1.000)	8-1 (.889)
<b>Total</b>	<b>32-29 (52.5%)</b>	<b>66-50 (56.9%)</b>

## It's a Different Game with Four to Play

In what has become an on-going trend this season, Kentucky has been in nearly every contest this season but has struggled to close out games in the final minutes.





# NOTES

UK is outscoring its opponents by 41 points over the first 36 minutes of regulation in games this season but is minus-55 in the final four minutes of regulation in games (does not count any of the overtime periods vs. Mississippi State). It has cost the Wildcats a lot of potential wins.

Against SEC regular-season champion Alabama on the road, Kentucky led 54-52 with 4:27 to play but got outscored 18-5 the rest of the way.

Then, at Missouri, after erasing a 13-point halftime deficit to pull to within one possession on a multitude of occasions the Wildcats couldn't get over the hump. Heading out of the final media timeout trailing 68-65, Missouri scored six straight points to take control.

The Wildcats also let a late six-point lead at Georgia slip away. They had chances to beat Louisville and Notre Dame in the final minutes. Games against Kansas and Auburn were right there for the taking.

The Tennessee game at home wouldn't qualify as a final-minutes situation, but it was another game in which Kentucky had a prime opportunity to win the game with a 10-point lead midway through the second half before faltering.

The latest was grabbing a one-point lead at home vs. Florida with 3:46 to play, only to see the Gators score seven of the next nine points and end a three-game UK winning streak.

When it comes to "winning time," the Wildcats are trying not to lose, according to John Calipari, and it has cost them.

"We've just got to play better then, and that means playing to win, playing to be the dagger, playing to make the rebound or the play or the stop or the block that ends the game," Calipari said. "Not, 'Ugh, we may not win.' You can't play not to lose. Play to win."

## Brooks Making Major Impact Since Return

As the team's lone returning contributor, Keion Brooks Jr. was going to be counted on as a leader by the coaching staff and his teammates entering the season. However, an injury kept him out of practice and out of the team's lineup over the first nine games of the season and the Wildcats subsequently struggled without him.

Since returning to the lineup, Brooks has been a welcomed addition. He is averaging 10.3 points per game and has scored in double figures in 10 of the 15 games, including a career-high 23 points and 11 rebounds vs. Tennessee at home. He is also grabbing a team-high 6.9 rebounds per game as well.

Brooks made his debut in UK's dominating victory over Florida where he scored 12 points on 6-of-8 shooting, grabbed six rebounds and dished out a game-high four assists in 25 efficient minutes. The Wildcats were plus-22 with Brooks on the floor in that victory.

It was a sensational debut after nearly 10 months away from any game action. It took place on the same floor he had played his last game, his breakthrough 2019-20 performance in early March when he scored 12 points in an 18-point second-half comeback victory.

Against Tennessee at home, Brooks was 8 for 16 from the floor en route to the first double-double of his career. At Vanderbilt, although he only scored two points, he affected the game everywhere else. He had nine rebounds, and career highs in assists (five) and blocks (four). Brooks picked up his second career double-double with 10 points and a career-high 14 rebounds at Tennessee.

## S-E-C! S-E-C! S-E-C!

Kentucky is the Southeastern Conference's gold standard. Since the SEC's inception in 1932-33, the Wildcats are the most dominant team in the league, recording a 1,020-293 mark (77.7%) in regular-season conference play. Only two other teams have won more than 750 regular-season SEC games (Alabama and Tennessee), and no other team owns a better winning percentage.

- Kentucky has averaged 11.6 wins and only 3.3 losses per season in 88 seasons in the SEC
- UK has won 49 SEC regular-season titles and 31 SEC Tournament championships
- The Wildcats have won 16 of the last 28 SEC Tournaments (the 2020 one was not played due to the COVID-19 pandemic)
- Kentucky has captured at least a share of six of the last 12 SEC regular-season championships under John Calipari
- UK has played in the championship game of the SEC Tournament in eight of Calipari's 11 seasons, winning six times
- Kentucky won its 1,000th game in SEC regular-season action vs. Alabama on Jan. 11, 2020. Kansas has won 1,000 conference games when combining its records in the Big

6, Big 7, Big 8 and Big 12, but no other team in the country had won 1,000 or more regular-season league games in one conference alone

- Seven teams made the 2019 NCAA Tournament field, tied for the second most of any league in the country
- The SEC had two teams in the Elite Eight, one in the Final Four and went 12-7 in NCAA Tournament games in 2019
- The SEC has held its own in the annual Big 12/SEC Challenge. The SEC leads 25-24 over the last five seasons in the yearly January showdown
- Eleven SEC schools ranked in the top 100 and five in the top 50 in the NCAA Evaluation Tool rankings through games on March 6

## Clarke Remains Sidelined

Freshman guard Terrence Clarke has not played since Dec. 26 at Louisville with a right leg injury. He has not been medically cleared to return to action and head coach John Calipari said on Feb. 8 he is expected to miss an additional four weeks after a recent medical evaluation.

"Terrence wants to play so bad," Calipari said. "We want him to play. I want him to play. I want to coach him and get him on that court. But there were tears today, his and mine. It looks as though they want him out four weeks. Maybe something could happen sooner but they (the doctors) don't believe so. It's crushing to these kids"

Clarke is third on the team in scoring with 10.7 points per game in addition to 3.0 rebounds per game. He had started six of seven games prior to his current absence, including a 22-point, three-assist game vs. Georgia Tech.

Coupled with Keion Brooks Jr. missing the team's first nine games, the Wildcats have yet to play a game this season in which they have had their full scholarship roster.

## Mixing and Matching

Through 24 games this season, Kentucky has used nine different starting lineups. John Calipari has continually shaken up the lineup to try and find the right combination of players who play well together and give the Wildcats the best chance at a good start, as well as finding the lineup that finishes games. The most lineups UK has ever started under Calipari has been 10 in both 2019-20 and 2015-16.

According to KenPom.com, UK's minutes continuity at 7.5% is the second-worst mark in the country. Part of that can be attributed to Keion Brooks Jr. missing the first nine games of the season, as well as Terrence Clarke's absence in conference play. Both players have averaged more than 24.0 minutes per game when available.

During Calipari's tenure, eight of his teams have ranged from 21.8% continuity to the highest at 49.6% during the 2014-15 season. This season's rate is currently the lowest in Calipari's 12 seasons, with the 2012-13 team owning the low mark at 5.9%.

## Wildcats Ink Three in Fall Signing Period

In a year where a lot has changed, one thing has remained a constant: Kentucky head coach John Calipari and his staff have once again begun to build one of the strongest recruiting classes in the country, signing three of the nation's top players in the early fall signing period. Highly rated prospects Daimion Collins, Bryce Hopkins and Nolan Hickman have all inked national letters of intent with UK.

Collins and Hickman were named to the 2021 McDonald's All American rosters on Feb. 23.

All three players are consensus four- or five-star prospects and are ranked in the top 50 by at least one major national service. They will join the program for the 2021-22 season.

"Our fans have heard me talk a lot about what it means to be 'Built Different.' When you talk about this fall class, you've got three kids who are built to play here at Kentucky," Calipari said. "They wanted to be a part of this culture. They wanted to play against other really good players. They didn't need any promises or guarantees – only the promise that this is going to be the hardest thing they've ever done and that we will challenge them to become the best version of themselves."

"This place isn't for everybody and it takes a certain type of player – a 'Built Different' mentality – to come here and be in this competitive environment. These three are ready to take that step."

With the spring signing period still to go, UK is going to be in the mix for one of the top classes in the nation again. Rivals and 247 Sports ranked UK No. 3 with the three fall signees.

In every season in the Calipari era, the Wildcats have signed a top-three recruiting class ac-

## Lineup Comparison

Most Frequent Lineups	Total Minutes	Points For	Points Against	+/-	+/- Per 40 Min.
Askew, Boston, Jackson, Sarr, Mintz	93:22	160	158	+2	+0.86
Askew, Boston, Sarr, Mintz, Brooks	72:13	108	125	-17	-9.42
Askew, Boston, Clarke, Jackson, Sarr	41:42	75	61	+14	+13.43
Boston, Sarr, Mintz, Toppin, Brooks	31:13	64	58	+6	+7.69
Boston, Clarke, Jackson, Sarr, Mintz	28:20	47	42	+5	+7.06
Askew, Boston, Jackson, Mintz, Brooks	28:14	61	45	+16	+22.67
Askew, Boston, Jackson, Mintz, Toppin	26:49	47	44	+3	+4.47
Askew, Boston, Sarr, Mintz, Toppin	24:45	40	44	-4	-6.46
Boston, Jackson, Sarr, Mintz, Toppin	22:04	50	42	+8	+14.50
Askew, Boston, Jackson, Mintz, Ware	20:37	34	37	-3	-5.82



# NOTES

According to the Recruiting Services Consensus Index, which tallies major recruiting rankings and plugs them into a formula to calculate a consensus ranking. With the fall additions, Kentucky has signed 61 top-50 recruits, 47 top-25 players and 26 top-10 players (according to Rivals) in what will now be Calipari's 13 recruiting classes at Kentucky.

UK can only comment on prospective student-athletes who have signed official paperwork to play at Kentucky.

- Collins - Forward | 6-foot-9 | Atlanta, Texas | Averaged 24.6 points, 13.7 rebounds and 7.7 blocks per game as a junior at Atlanta High School | Third Team All-State selection by the Texas Association of Basketball Coaches as a junior | Ranked No. 10 overall player in the 2021 class by Rivals | Five-star prospect | Wingspan of 7-4 | Explosive athlete | Exceptional shot-blocker and has the athletic ability to defend on the perimeter | Naismith Trophy High School Player of the Year midseason list | McDonald's All American
- Hickman - Guard | 6-2 | Seattle | Four-star prospect | Averaged 17.3 points, 3.4 assists, 3.7 rebounds and 2.0 steals per game for Eastside Catholic as a junior | Connected on 38% of his 3-point field goals | First Team All-State selection by Scorebook and a Class 3A Associated Press First Team honoree as a junior | No. 30 overall player and the No. 3 point guard by 247 Sports | 6-8 wingspan | Versatile offensive game | McDonald's All American
- Hopkins - Forward | 6-7 | Oak Park, Illinois | Four-star prospect | Averaged 24.1 points, 10.0 rebounds and 3.5 assists per game as a junior | News-Gazette First Team All-State selection and the Illinois High School Association First Team 3A All-State pick | Finished fifth in Mr. Illinois Basketball voting as a junior | Ranked as high as No. 30 overall by Rivals | Versatile combo-forward who can score on all three levels

## Wildcats Land WVU Transfer Oscar Tshiebwe

West Virginia transfer Oscar Tshiebwe, one of the best freshman frontcourt players in the country last season, signed with Kentucky in mid-January and joined the team on campus on Feb. 1. He began practicing this week after clearing COVID-19 medical protocols.

Tshiebwe, a 6-foot-9, 260-pound forward with a 7-5 wingspan, will join the team soon but will not be eligible for competition for the 2020-21 season under NCAA transfer rules.

"Kentucky just felt like the perfect place for me," Tshiebwe said. "I love the way they play, the coaches' players-first approach and just how Kentucky felt like home to me. I'm looking forward to coming in and helping the team this year in practice and I can't wait to compete for Big Blue Nation."

Tshiebwe made an instant impact at West Virginia, playing and starting in all 31 games as a freshman. He led the Mountaineers in scoring (11.2 points per game), rebounding (9.3 boards per game) and blocks (1.0) in 23.3 minutes per game, helping guide West Virginia to a 21-10 record. He shot 55.2% from the floor and 70.8% from the free-throw line.

"We recruited Oscar two years ago and absolutely fell in love with his effort, his energy and his desire to improve," John Calipari said. "Oscar has a rare combination of strength and skill with tremendous length, not to mention he's a wonderful kid. There is no question his time at West Virginia was well spent playing for a terrific coach and friend in Bob Huggins. Oscar won't be able to play for us this season but we're looking forward to getting him here and be a part of this culture. He will really help us in practice."

Tshiebwe was named to the All-Big 12 Second Team and was a unanimous selection to the Big 12 All-Freshman Team. He also made the Big 12 All-Newcomer Team, the National Association of Basketball Coaches District 8 First Team, the U.S. Basketball Writers Association District II Team and the Academic Big 12 All-Rookie Team.

The Congo native scored in double figures in a team-high 19 games and posted 10 double-doubles. He was first in the Big 12 in offensive rebounds per game with 4.1, second in rebounding and led the country in offensive rebounding percentage (19.0%).

Tshiebwe was off to another solid start this season, averaging 8.5 points on 52.3% shooting in addition to 7.8 rebounds. In his last game, on Dec. 29, he recorded 12 points and 15 rebounds in 21 minutes.

Prior to West Virginia, Tshiebwe was considered a five-star prospect by Rivals and 247Sports. He was a McDonald's All American after leading Kennedy Catholic High School (Hermitage, Pennsylvania) to a 27-3 record and the Pennsylvania 6A state title as a senior.

Tshiebwe averaged 23.2 points as a senior and scored 1,480 points during his high school career. He was the 2019 Gatorade Pennsylvania Boys Basketball Player of the Year.

Tshiebwe will be the fourth newcomer to the 2021-22 team. UK already signed highly rated forwards Daimion Collins and Bryce Hopkins and guard Nolan Hickman during the fall signing period. All three players are consensus four- or five-star prospects and all are ranked in the top 50 by at least one major national recruiting service.

Originally from Lubumbashi, Democratic Republic of the Congo, Tshiebwe is the third undergraduate transfer the Wildcats have welcomed in the last calendar year. Current senior forward Olivier Sarr transferred from Wake Forest and sophomore forward Jacob Toppin came from Rhode Island after last season. They have both established leading roles with this young

Kentucky team. UK also features graduate transfer Davion Mintz from Creighton, the third season in a row the Wildcats have added a graduate transfer.

## Forever Young

With Keion Brooks Jr., who averaged 4.5 points and 3.2 rebounds in 31 games with six starts, as the lone major contributor to the roster from last season, UK was tasked with replacing 94% of its scoring from last season. That's the most of the John Calipari era. It also had to replace 92.4% of its minutes, 91.3% of its rebounds, 98.6% of its assists, 92.0% of its steals and 91.5% of its blocks -- and Brooks missed the first nine games of the season.

According to an NCAA survey at the beginning of the season, Kentucky's three scholarship returners was among the nation's least amount of returning experience.

Through games on March 7, KenPom.com lists UK's average lineup experience at 1.00, the 12th-most inexperienced team in the nation. Without Brooks for the first nine games and Terrence Clarke for league play, UK's minutes continuity is second to last in the country.

That's, of course, nothing new for Calipari's teams. Only the 2010-11 team's average years of experience was greater than 1.0 with an average of 1.16 years in 12 years under Calipari. The youngest team was the 2017-18 squad with an average age of 0.18.

## Cats Deliver the Knockout Punch

Kentucky is 288-12 (96.0%) in the John Calipari era when leading by at least 10 points at any time in the contest.

UK has surrendered four such instances in 2020-21 (in 10 games). The Wildcats yielded a 13-point lead in a loss to No. 7/5 Kansas on Dec. 1, an 11-point advantage was swallowed up by No. 21/22 North Carolina on Dec. 19, the Wildcats couldn't hold on to a 10-point second-half lead vs. Tennessee on Feb 6 and Florida rallied from 10 down in the first half to defeat UK at home.

Nine of the 12 losses are to conference opponents.

Perhaps most impressive of all is that 69.6% of games Calipari has coached in at Kentucky have produced 10-point leads at some point during the game for UK. The Wildcats have led by 10 points or more in a whopping 85.0% of Calipari's 339 career wins at Kentucky.

## Hold Them to 55 Points, 40%

Defense has always been a recipe for success for the Wildcats under John Calipari. The special ingredient: 55 points. UK is a perfect 79-0 under Calipari when holding the opponent to 55 points or fewer, including 2-0 this season.

The Wildcats are 188-9 (95.4%) under Calipari but just 3-2 this season when limiting the opponent to 63 points or less. Five times this season Kentucky has lost despite holding teams to 66 points or less. Under Calipari, that had only occurred 13 times in 407 games prior to this season.

Kentucky also fares well when it keeps the competition to 40% or less from the floor. UK is 209-24 (89.7%) vs. opponents under Calipari when its field-goal percentage is 40% or less, but the Wildcats are only 7-5 this season when that occurs. UK has held nine of its last 15 opponents to 40% or less.

## Three (Transfers) is More

The Wildcats added three high-impact transfers in Wake Forest forward Olivier Sarr, Creighton guard Davion Mintz and Rhode Island forward Jacob Toppin this season. To say the Wildcats would be lost without them is an understatement.

This season, the transfers have accounted for 38.6% of the points, 30.9% of the rebounds and 39.0% of the assists. Those numbers only tell half the story.

Mintz has arguably been Kentucky's most consistent player, especially of late. He averaged a regular-season team-high 11.8 points in league play and leads UK with 52 3-pointers. Mintz is averaging 16.8 points over the last five games, including a career-high-tying 21 at home vs. Florida and two games with five or more 3-pointers (career-high six vs. South Carolina and five at Tennessee). In three straight games (Arkansas, Auburn, Vanderbilt) he drained a clutch 3-pointer with less than a minute to play. He has led UK in scoring a team-high nine times and made multiple 3-pointers in 10 of the last 11 games.

Sarr leads the team with three double-doubles and a team-high-tying 20-point scoring effort. He had 22 points and seven rebounds against Notre Dame and then the 24-point game against Vanderbilt on 14-of-17 shooting at the foul line at home. He logged 13 points and 10 rebounds, including seven offensive, to go along with a career-best three 3-pointers and a career-high-tying four assists against Arkansas. Sarr has scored in double figures in eight of the last 11 games.

Toppin has been a key reserve and is averaging 5.4 points and 3.6 rebounds with double-figure scoring games in two of the last five outings. Recent highlights include nine points against Arkansas, a season-high seven rebounds in the win over Auburn, a career-high 16 points at Vanderbilt, six points, four rebounds and two steals in the upset at Tennessee, 11 points at home vs. Florida, and five points, five boards, a career-high three steals in a sea-

## Wins vs. Losses in 2020-21

Result	FG%	Opp. FG%	3-Pt. FG%	Opp 3-Pt. FG%	FT%	RPG	APG	TOPG	BPG	SPG	PPG	Opp PPG
Wins	.454	.382	.411	.273	.785	39.6	15.3	12.7	7.3	7.3	80.0	66.2
Losses	.393	.427	.279	.339	.704	37.7	10.5	15.3	5.3	5.7	64.5	72.3



# NOTES

son-high 30 minutes at Ole Miss.

Sarr, at 7-feet, 255 pounds, enjoyed a breakthrough season in 2019-20 at Wake Forest, averaging 13.7 points, 9.0 rebounds and 1.2 blocks per game. He shot 52.7% from the floor, made the All-Atlantic Coast Conference Third Team and was the runner-up for the 2020 ACC Most Improved Player award.

A 6-3 guard out of Creighton, Mintz played in 97 games with 79 starts for the Bluejays. Mintz redshirted in 2019-20 after battling an ankle injury in the preseason and then re-aggravating it in practice upon his return, but he started all but one game in the previous two seasons. He started all 35 games for Creighton in 2018-19, averaging 9.7 points, 3.0 assists and 3.0 rebounds in 28.8 minutes per game. Mintz was regarded as the Bluejays' best defender and ranked second on the team with 40 steals.

Toppin, a 6-8 forward, is the brother of Dayton's Obi Toppin, the consensus national player of the year in 2019-20. Jacob Toppin became an immediate contributor for a Rhode Island team that went 21-9 on the season and finished 13-5 in the Atlantic 10. He scored in double figures five times in his freshman season, highlighted by 12 points and eight rebounds vs. Richmond, a potential at-large NCAA Tournament team last season, and 12 points in 11 minutes vs. Saint Joseph's. He also performed well vs. his future SEC foes Alabama and LSU, scoring 11 points and 10, respectively, in nonconference play.

## UK Freshman Class Ranked No. 1

If it's not an annual certainty at this point, it's at least become a yearly expectation for John Calipari to reel in a top-ranked recruiting class every season. He's *only* done it in *every* year at Kentucky.

This year's group is no exception as they have had to shoulder a major load. Led by Brandon Boston Jr., the six true freshman scholarship players have accounted for 46.4% of the points, 46.6% of the rebounds, 50.8% of the assists, 58.6% of the steals and 58.9% of the blocks. A freshman leads UK in virtually every major statistical category: points (Boston - 287), rebounds (Isaiah Jackson - 162), assists (Devin Askew - 73), steals (Boston - 33) and blocks (Jackson - 63). All six have started at least one game this season.

Each freshman Wildcat has contributed in a multitude of ways for UK this season.

Askew leads the team in assists and has dished out three or more 16 times this season. He has seven double-figure scoring games, including a 14-point, five-rebound, four-assist game vs. Tennessee at home.

Boston Jr. is the team's-leading scorer and has registered double-digit tallies in a team-high 17 games this season. He is coming off a career-high 21-point game vs. South Carolina with six 3-pointers and enjoyed back-to-back 18-point scoring games against Georgia and in a win over LSU.

Clarke recorded 22 points in a loss to Georgia Tech and posted four double-figure scoring games before his injury.

Jackson has been a monster defensively and on the boards. He tallied a career-high eight blocks against Kansas and is seventh in the nation in block percentage. He has double-digit rebounds in a team-high seven games and has been on a tear offensively of late with six straight games in double figures.

Lance Ware provided big minutes for Kentucky during Southeastern Conference action. He snared a career-high 13 rebounds and added four assists in the overtime win over Mississippi State. He also nearly notched a double-double with eight points and 10 boards at Missouri.

Cam'Ron Fletcher was a spark off the bench in the team's season-opening win over Morehead State. He logged nine points, five rebounds, three assists and a steal.

## Big and Tall

This Kentucky team certainly passes the eye test.

The 2020-21 group has length at every position. Ten of the 15 players on the roster are

6-foot-6 or taller, including nine of the 12 scholarship players.

The team has an average height of 77.7 inches, just a touch less than 6-6 per player. That's among John Calipari's tallest teams at Kentucky. Only the 2009-10 (79 inches), 2010-11 (78.6), 2017-18 (78.1) and 2019-20 (77.9) squads averaged more height. Remove UK's three walk-ons of Brennan Canada (78 inches), Riley Welch (72) and Kareem Watkins (68) and the average height goes up to 78.9 inches, about 6-7 per scholarship player.

Senior forward Olivier Sarr is the 10th 7-footer in UK history and the first since Isaac Humphries in 2016-17.

According to KenPom.com, Kentucky's average used height of 79.0 inches is the fifth-tallest team in the nation, through games on March 7.

But length isn't just measured by height. Wingspan is perhaps the most important factor of all, which this team has plenty of. Five players feature a wingspan of seven feet or more, led by Sarr at 87.5 inches, almost 7-4.

Measurable-wise, sophomore forward Jacob Toppin has the best maximum vertical leap on the team at 42.5 inches. Cam'Ron Fletcher checked in at 40.0.

Also of note, 6-9 freshman forward Isaiah Jackson ran the fastest 3/4-court spring at 3.21 seconds, and sharpshooting redshirt freshman guard Dontaie Allen has a hand width of 11.5 inches, tops on the team.

## Always Efficient

According to Ken Pomeroy's calculations on kenpom.com, UK's teams under John Calipari have consistently ranked among the most efficient teams in the country per possession. Rankings are through games on March 7.

Season	Offense (Rank)	Defense (Rank)	Overall
2020-21	108.4 (83)	91.9 (27)	46th
2019-20	112.7 (24)	95.1 (52)	29th
2018-19	117.6 (14)	90.1 (8)	8th
2017-18	115.8 (24)	95.4 (22)	17th
2016-17	119.1 (12)	91.4 (7)	4th
2015-16	120.4 (5)	98.0 (53)	6th
2014-15	119.3 (5)	86.5 (2)	1st
2013-14	117.6 (10)	96.9 (41)	11th
2012-13	108.8 (42)	99.1 (129)	42nd
2011-12	122.9 (2)	88.2 (9)	1st
2010-11	118.1 (7)	90.4 (15)	6th
2009-10	116.1 (15)	86.2 (6)	3rd

## Kentucky's Schedule Among the Best in the Country

Kentucky's schedule is always among the toughest in the country and this season certainly is no different. The NCAA Evaluation Tool tabs it as the 11th best in the nation, through games on March 7.

UK's nonconference slate pitted the Wildcats vs. Kansas in the Champions Classic and featured nonconference games against Atlantic Coast Conference foes Georgia Tech, Notre Dame, North Carolina and Louisville.

Three Kentucky opponents are ranked in the March 1 Associated Press Top 25 in Alabama (No. 6), Arkansas (No. 8) and Kansas (No. 11). Two more opponents, Tennessee and LSU, received votes this week.

Kentucky has already played Alabama and Tennessee twice.

Eleven SEC schools ranked in the top 100 and five in the top 50 in the NCAA Evaluation Tool rankings through games on March 6.

In 2020-21, the 19 individual opponents UK has played have a record of 282-179 (61.2%) through games on March 6 with 15 of the foes posting winning records. All but two of the

## Efficiency Stats

Player	Minutes	Assist %	Effective FG %	True Shooting %	Usage %	Def. Reb. %	Off. Reb. %	True Reb. %
Dontaie Allen	280	4.3	.512	.529	18.8	10.3	2.0	6.2
Devin Askew	701	19.4	.401	.484	15.3	8.3	1.4	4.9
Brandon Boston Jr.	736	10.8	.413	.456	23.4	11.1	5.0	8.1
Keion Brooks Jr.	357	15.4	.464	.505	25.0	19.5	11.8	15.7
Brennan Canada	3	0.0	.000	.000	32.8	0.0	0.0	0.0
Terrence Clarke	219	12.7	.465	.472	22.6	7.3	3.0	5.2
Cam'Ron Fletcher	59	10.4	.577	.540	14.1	21.8	5.6	13.9
Isaiah Jackson	500	7.3	.542	.601	20.3	23.4	11.7	17.7
Davion Mintz	736	19.3	.500	.526	20.4	8.5	2.9	5.7
Zan Payne	4	0.0	.500	.500	24.6	26.8	27.7	27.2
Olivier Sarr	605	11.1	.503	.570	22.4	13.5	9.0	11.3
Jacob Toppin	405	7.4	.469	.534	16.4	16.4	5.7	11.2
Lance Ware	236	5.4	.448	.511	12.1	16.8	10.3	13.6
Kareem Watkins	2	0.0	.000	.000	0.0	0.0	0.0	0.0
Riley Welch	7	0.0	.000	.000	7.0	15.3	0.0	7.8



# NOTES

opponents rank in the top 100 of KenPom.com and 10 are in the top 50.

## **Big-Game Cal, Cats**

John Calipari's teams aren't just good against the best teams in the country, they're great. Not only does Kentucky own a 64-38 record (62.7%) vs. Associated Press Top 25 teams under John Calipari, UK is 7-4 when both teams are ranked in the AP top five.

All-time, Calipari is 13-8 when both teams are ranked in the AP top five. When both teams are ranked in the AP Top 25, Calipari's all-time record is 86-57, including a 55-30 mark at Kentucky. When both are ranked in the top 10 he has a 27-19 record, including 16-12 at UK.

By defeating top-ranked Michigan State to start the 2019-20 season, UK knocked off the No. 1 team in consecutive seasons for the first time in school history. Kentucky downed Tennessee on Feb. 19, 2019. With the win over MSU to begin 2019-20, the Wildcats have nine victories over the No. 1 team in 25 tries in program history.

Calipari improved to 6-4 vs. the No. 1 team in his career with the win vs. Michigan State, including 3-2 at Kentucky. According to ESPN, Calipari is the only coach with a winning (.600) percentage against No. 1 ranked teams with a minimum of 10 games faced against the No. 1.

## **Taking Care of Business**

Kentucky's 64-38 record vs. opponents ranked in the Associated Press Top 25 in John Calipari's tenure is impressive, but the Wildcats' ability to beat all-comers can't be overlooked. Under Calipari, UK is 275-54 vs. unranked competition, an .836 winning percentage.

## **And the Winner is ... Kentucky!**

Kentucky has dominated the weekly Southeastern Conference awards under John Calipari. UK has won more SEC honors (110) than any school during the Calipari era, including 85 SEC Freshman of the Week honors and 25 SEC Player of the Week awards.

The Wildcats have won two such honors this season. Dontae Allen earned honors Jan. 4 after a career-high 23-point game at Mississippi State that featured seven 3-pointers. Isaiah Jackson won it Feb. 22 after averaging 15.5 points, 8.0 rebounds and 2.0 blocks per game in wins at Vanderbilt and in an upset at No. 19/20 Tennessee.

## **Brooks Leads On and Off the Court**

Keion Brooks Jr. was one of 11 Division I men's basketball student-athletes selected to serve on the newly-formed National Association of Basketball Coaches Player Development Coalition. The group is a diverse collection of players who are tasked with providing valuable perspective and feedback on college basketball-related issues.

In addition to creating a vehicle for student-athletes to address current issues, the Player Development Coalition will also provide members with numerous professional and personal development experiences. The coalition will meet quarterly and have regular opportunities to address the NABC Board of Directors and NCAA committees.

"The importance of the coalition is to make sure the players' voices are heard because the players are what make the NCAA go," Brooks said. "I also believe it's important to educate players beyond basketball, with social justice issues and how to carry yourself as a professional."

Members of the initial Player Development Coalition are North Carolina's Armando Bacot, Colorado's Evan Battey, Brooks, Harvard's Kale Catchings, Villanova's Collin Gillespie, Gonzaga's Corey Kispert, Michigan State's Joshua Langford, Duke's Wendell Moore Jr., TCU's RJ Nembhard, Syracuse's Bourama Sidibe and High Point's John-Michael Wright.

## **Calipari Builds 'Staff of the Future'**

Kentucky's bench looks significantly different this season with the additions of Bruiser Flint and Jai Lucas and the departure of Kenny Payne.

Payne, UK's longtime associate head coach and assistant since 2010-11, accepted an assistant coaching position with the New York Knicks in August on Tom Thibodeau's staff. He joined former UK players Julius Randle and Kevin Knox in New York.

The departure of Payne offered Calipari the opportunity to alter some responsibilities and create a new position.

Tony Barbee moved to a new position, the associate to the head coach, where he plays a central part in helping Calipari run the program. Barbee, who played a key role in Kentucky's game management and Xs and Os as an assistant, has taken on increased responsibility in game planning, scouting opponents, and helping Calipari formulate the team's approach in practices and in games.

In terms of additions, Calipari first brought in Flint, a former Calipari assistant with more than 30 years of coaching experience, to fill Payne's assistant void and hired Lucas, a Texas assistant coach, to be an assistant coach/recruiting coordinator.

Joel Justus remains in the other assistant role and longtime Calipari right-hand man John Robic remains as a special assistant to the head coach with basketball operations duties.

Calipari looked to NBA coaching staffs as a model for his changes. He has called this new setup "a staff of the future."

With a blue-collar background and an infectious personality, Flint is well known in the college basketball fraternity for his success in both recruiting and developing players. His honest, engaging approach has been the consistent variable behind 20 successful seasons as a Division I head coach at Drexel (2001-02 to 2015-16) and UMass (1996-97 to 2000-01), plus several prominent assistant coaching stops, including seven seasons at UMass under

Calipari. He served the last three seasons as an assistant at Indiana.

Flint won 331 games as a head coach during his 20 seasons at the helm at UMass and Drexel. Four times he was named Colonial Athletic Association Coach of the Year (2002, 2004, 2009 and 2012) and National Association of Basketball Coaches District Coach of the Year (1998, 2007, 2009 and 2012).

Flint was a member of Calipari's staff at UMass from 1989 through the 1995-96 season, helping build a national program in Amherst, Massachusetts, after 11 straight losing seasons. With Calipari and Flint on staff, the Minutemen made five NCAA Tournament appearances, including the 1996 Final Four run, to go along with five Atlantic 10 regular-season and five A-10 Tournament titles.

Lucas is a former McDonald's High School All American and now a highly respected coach. As an assistant, Lucas has been tasked with taking a lead role in Kentucky's recruiting efforts while filling the traditional on-court roles of an assistant, including helping with game and practice preparation and playing a key role in player development through practice and individual workouts. Additionally, as recruiting coordinator, he manages official and unofficial visits and is responsible for the recruiting strategy for the program.

Lucas spent the previous eight seasons at his alma mater on the University of Texas' coaching staff. A native of Houston, Lucas began his career as a special assistant of the basketball program under Rick Barnes for two seasons. Upon Shaka Smart's hiring, Lucas moved into the director of basketball operations role before being elevated to an assistant coach for the 2016-17 season. He is known in basketball circles for his high-level player development and a penchant for formulating strong relationships.

Also of note, DeWayne Peevy, UK's former deputy director of athletics who also served as the basketball administrator, was named director of athletics at DePaul in August. A long-time confidant of Calipari's, Peevy was in charge of Kentucky's schedule. Kevin Sergent, associate athletic director of compliance, is the new basketball administrator. Sergent and Robic now oversee scheduling.

## **Even by UK Standards, Major Roster Overhaul**

With an unmatched ability to prepare and produce players for the NBA Draft, Kentucky is used to major roster overhauls on an annual basis. But the one the Wildcats have faced in 2020-21 has been their most challenging yet.

UK said farewell to nine players, five starters and eight of the top nine scorers from the 2019-20 roster. Nick Richards, Immanuel Quickley, Ashton Hagans, EJ Montgomery and Tyrese Maxey all forfeited their remaining eligibility and declared for the NBA Draft, with three of them earning selection in the Nov. 18 draft. Nate Sestina's college eligibility expired, Johnny Juzang transferred, the late Ben Jordan returned to baseball full time and Kahlil Whitney departed for a professional career midseason.

That left the Wildcats with just one scholarship player who played in 2019-20: Keion Brooks Jr., who averaged 4.5 points and 3.2 rebounds in 31 games, including six starts. And he missed the first nine games of the season with a lingering left leg injury.

UK was tasked with replacing 94% of its scoring from last season, 98.6% of its minutes, 84.4% of its rebounds, 92.0% of its assists and 91.5% of its blocks. It's the highest loss of points and assists production of the John Calipari era, and according to an NCAA survey of communications directors across the country, UK is replacing a higher scoring percentage than any other school in the country. Only the 2012-13 Kentucky team, which went to the NIT after the 2011-12 team won the national title, had to replace more minutes.

## **Best in the Bluegrass**

Kentucky is 20-3 against in-state foes with Calipari at the helm, including an 11-3 mark vs. Louisville. Two of the victories over the Cardinals were in postseason play. UK's four-game winning streak was snapped in 2016-17 but the Wildcats have won all six meetings played in Rupp Arena, including a 29-point blowout in 2017-18, the third-biggest margin of victory in the history of the series. Louisville's three wins are by a combined nine points.

Here's a list of the meetings between the state's two premier programs since Calipari took over at UK:

- Jan. 2, 2010 - UK won 71-62 at Rupp Arena
- Dec. 31, 2010 - UK won 78-63 at the KFC Yum! Center
- Dec. 31, 2011 - UK won 69-62 at Rupp Arena
- March 31, 2012 - UK won 69-61 at the Superdome (NCAA Final Four in New Orleans)
- Dec. 29, 2012 - Louisville won 80-77 at the KFC Yum! Center
- Dec. 28, 2013 - UK won 73-66 at Rupp Arena
- March 28, 2014 - UK won 74-69 at Lucas Oil Stadium (NCAA Sweet 16 in Indianapolis)
- Dec. 27, 2014 - UK won 58-50 at the KFC Yum! Center
- Dec. 26, 2015 - UK won 75-73 at Rupp Arena
- Dec. 21, 2016 - Louisville won 73-70 at the KFC Yum! Center
- Dec. 29, 2017 - UK won 90-61 at Rupp Arena
- Dec. 29, 2018 - UK won 71-58 at the KFC Yum! Center
- Dec. 28, 2019 - UK won 78-70 (OT) at Rupp Arena
- Dec. 26, 2020 - Louisville won 62-59 at KFC Yum! Center

## **31 Wildcats on NBA Opening-Day Rosters**

Amid all the changes to the NBA schedule and the uncertainty over the last year, one thing



# NOTES

remains a constant in the professional ranks: No other program prepares its players for the NBA quite like Kentucky.

As the 2020-21 NBA season began in mid-December, 31 players on NBA opening-day rosters (including two-way and inactive lists) played and finished their college basketball careers at Kentucky. Underscoring the fact that no other school in the country can match UK's ability to develop players and put them in the NBA, UK's 31 players were once again the most of any college basketball program, beating the next-closest school (Duke with 26) by five players.

Of the 495 players in the NBA to start the 2020-21 season, 6.3% played and finished their college basketball careers at UK. There were actually fewer teams without a Wildcat (12) than there were NBA teams featuring Wildcats (18) to start the season.

Kentucky's NBA dominance is best represented in Charlotte, Minnesota, New York and Oklahoma City, where a combined 13 Wildcats now play at the highest level of the game.

Former UK stars Kevin Knox II (2018), Nerlens Noel (2013), Immanuel Quickley (2019-20) and Julius Randle (2014) call New York their professional home, leading some to nickname the franchise the Kentucky Knicks.

Malik Monk (2017), Nick Richards (2018-20) and PJ Washington (2018-19) are all in Charlotte; Hamidou Diallo (2017-18), Shai Gilgeous-Alexander (2018) and Darius Miller (2009-12) suit up for OKC; and Ashton Hagans (2019-20), Karl-Anthony Towns (2015) and Jarred Vanderbilt (2018) were with Minnesota to start the season.

Four other franchises – the Houston Rockets (DeMarcus Cousins [2010], John Wall [2010], Miami Heat (Bam Adebayo [2017], Tyler Herro [2019]), the New Orleans Pelicans (Eric Bledsoe [2010], Wenyen Gabriel [2017-18]) and the San Antonio Spurs (Keldon Johnson [2019], Trey Lyles [2015]) – opened the season with at least two Wildcats apiece.

With so many players in the NBA, it was an active offseason for the Wildcats. Several former UK players found new homes. Most notably, Wall and Cousins, the centerpieces of John Calipari's first Kentucky team in 2009-10, have been reunited in Houston. Both returned after missing last season with injuries.

Rajon Rondo (2005-06), now in his 15th season, is the most experienced Kentucky player in the league and landed with the Atlanta Hawks, his seventh different NBA team. Hagans, Tyrese Maxey (Philadelphia 76ers), Quickley and Richards have made immediate impressions with their teams as rookies.

Of the 31 Wildcats on an opening-day NBA roster, Calipari coached 30 of them. With Derrick Rose (Detroit Pistons), who played for Calipari during the 2006-07 season at Memphis, Calipari coached 31 players on 2020-21 opening-day rosters.

It's worth noting that approximately 20 more Wildcats were slated to play in the NBA G League or playing professionally overseas. Former UK video coordinator Frank Vogel and former Kentucky assistant Kenny Payne are in the league as coaches. Vogel is the head coach of the Los Angeles Lakers and Payne is an assistant with the Knicks. Other notable alumni include, 1978 national champion Dwane Casey, who returns as head coach of the Detroit Pistons, and Pat Riley continues to serve as president of the Heat.

Kentucky has enjoyed unprecedented success at putting players in the NBA under Calipari. In the 11 previous seasons of the Calipari era, 41 players have been selected in the NBA Draft, more than any other school. Included in the recent run are 31 first-round picks, three No. 1 overall selections (Anthony Davis [2012] Towns and Wall) and 21 lottery selections.

Calipari's players have entered the league NBA-ready. His players have garnered 23 All-Star selections, with Davis winning the game's MVP honor in 2017. Rose was named NBA MVP in 2011. Five of his players have been tabbed All-NBA, three have been named NBA Rookie of the Year, and 14 players from Calipari's first 10 teams at Kentucky have made the NBA All-Rookie teams.

The most recent indicator of NBA success was the 2019-20 NBA season, particularly in the NBA bubble in Orlando. Whether it was four players vying for an NBA championship in the NBA Finals, record-setting scoring performances, early 20-something-year-olds quickly becoming stars or Wildcats making game-winning plays, UK players had their fingerprints all over the NBA Playoffs.

Jamal Murray (2016) ascended to superstar status with mind-blowing scoring performance after mind-blowing scoring performance for the Denver Nuggets. According to the Elias Sports Bureau, only two other players scored more points over a three-game span in the NBA Playoffs: Jerry West (1965) and Michael Jordan (1988).

Adebayo and Herro captivated NBA fans while leading a young and exciting Miami Heat team to the NBA Finals. Adebayo emerged as one of the game's best big men and had an unforgettable block in game one of the Eastern Conference finals. Herro hit clutch shot after clutch shot during the postseason run, highlighted by a 37-point night vs. the Boston Celtics in the Eastern Conference finals.

Before the postseason began, Devin Booker (2015) nearly willed the Phoenix Suns into the playoffs by going undefeated during the regular-season restart.

And the crowning achievement belonged to the Davis, Rondo and Vogel, who won the NBA title with the Lakers. Davis hit an unforgettable game-winning 3 in the Western Conference finals and dominated in the championship series, while Rondo stifled opponents with his never-aging craftiness and ability to share the basketball. Davis became just the eighth player all-time to win an NCAA title, an NBA ring and an Olympic gold medal. It was Rondo's second NBA championship.

Before the NBA Finals had even started, Kentucky alumni had already scored more points in this NBA Playoffs run than any other school in NBA postseason history.

Using figures compiled by basketball-reference.com and spotrac.com, Calipari-coached players only (which includes Rose but not Rondo) have amassed nearly \$3 billion (\$2.96) in

career NBA contracts. In the 11 seasons Calipari has been the head coach at Kentucky, his players have totaled nearly \$2.6 billion in NBA contracts.

In just the 2020-21 season alone, former UK players are slated to make more than \$295 million. Calipari-coached players only (which includes Rose but not Rondo) will make just about the same thing.

Calipari and Kentucky have had multiple players selected in the first round of the NBA Draft in 11 straight seasons, the only program since the draft went to two rounds in 1989 to accomplish such a feat. No other school or coach in the country has had a first-round pick in each of the last 11 seasons. Calipari is the only coach in the history of the sport to have four players drafted No. 1 overall (Rose – 2008, Wall – 2010, Davis – 2012, Towns – 2015).

## **UK Named Jan. 11 NCAA March Madness Team of the Week**

Kentucky was named the NCAA March Madness Team of the Week honors on Jan. 11 after wins over Vanderbilt at home and on the road at Florida.

Against Vanderbilt, Kentucky rallied from a nine-point second-half deficit and pulled out a thrilling 77-74 win when graduate guard Davion Mintz hit a game-winning 3-pointer with 47 seconds left. That gave UK its first back-to-back victories of the season.

The Wildcats officially made it a winning streak at Florida with their most complete performance of the season. With sophomore forward Keion Brooks Jr. in the lineup for the first time this season, UK beat Florida 76-58. Brooks was sensational in his return with 12 points (6-of-8 shooting), six rebounds, and a game- and career-high four assists in fewer than 25 minutes.

The win in Gainesville, Florida, was UK's biggest margin of victory at Florida since 1998. It's also UK's first three-game winning streak at Florida since winning three straight in Gainesville from 2002 to 2004.

## **Wildcats Give Back for the Holidays**

In good times and tough times alike, Kentucky's commitment to servant leadership didn't waver this holiday season.

Dating back to his time at Memphis, John Calipari has worked with local businesses to partner and help families (usually around 10-12 families) in need for the holidays. Families are identified by local leaders and are uplifted with gifts, gift cards, food for the holidays, a new mattress and even rent checks. In a typical year, there is a reception inside with a holiday meal and Christmas carols sung by the players.

The COVID-19 pandemic forced Calipari and his team to get a little creative this year, but the event continued on.

To practice social distancing and to continue to mitigate the coronavirus, the families pulled up in their cars and the players delivered bags full of gifts and food to the families. The Christmas carols continued -- from a distance -- as the players sang from the sidewalk as families watched from the front of their cars. Players, with personal protection equipment on, delivered the gifts and food to the trunks of the vehicles.

Local businesses Kroger, Tempur-Pedic, Kentucky Branded, Oneness and Lundy's assisted with the gifts and food this year.

## **Mercer and Turner Selected to UK Athletics Hall of Fame**

Kentucky basketball greats Ron Mercer (1996-97) and Wayne Turner (1996-99) are two of six former UK stars in the 2020 Hall of Fame class.

The UK Athletics Hall of Fame was started in 2005 to recognize and honor persons whose participation and achievements enriched and strengthened the University's athletics program. The charter class included 88 individuals who had previously had their jersey retired by UK.

There is a five-year waiting period after leaving UK to be eligible for inclusion into the Hall of Fame. A committee consisting of Hall of Famers, media members, campus representatives and current coaches and administrators elects new inductees each year.

This year's honorees will be inducted during a Hall of Fame Weekend at a date to be determined.

Mercer was a member of the 1996 national championship team as well as the 1997 national runner-up team. He was an NCAA Consensus All-America First Team member in 1997 and a two-time NCAA Tournament All-Final Four Team selection.

After making the SEC All-Freshman Team in 1996, he was one of the top players in college basketball in 1997. In that season, he was named the NCAA Tournament West Regional Most Outstanding Player, SEC Player of the Year by both the league's coaches and the Associated Press, and the 1997 SEC Tournament MVP. He scored 725 points in his sophomore season, at the time the fifth most in a season in program history.

Mercer is a member of Kentucky's 1,000-point club (1,013). He declared for the 1997 NBA Draft after his sophomore season and was drafted sixth overall by the Boston Celtics. He played eight seasons in the NBA.

Turner was a member of the 1996 and 1998 national championship teams as well as the 1997 national runner-up team. He finished his career as UK's and the NCAA's all-time games played leader with 151 games (no-w ranks second), UK's all-time steals leader with 238, and a member of UK's 1,000-point club (1,170).

During his career, Turner helped the Wildcats to two SEC regular-season championships and three SEC Tournament titles.

Turner was named to the 1997 NCAA Tournament All-West Regional Team, the 1998 NCAA Tournament All-South Region Most Outstanding Player and the 1998 SEC Tournament



# NOTES

MVP. He was also selected for the All-SEC Third Team and the SEC All-Tournament Team in 1999. He played one season in the NBA.

## Success Rate

The Wildcats received an NCAA award in the spring of 2020 for placing in the top 10% of all men's basketball teams in the country in the NCAA's annual Academic Progress Rate. UK scored a 994 out of a 1,000.

It's the sixth straight year the men's basketball team has received the award and the seventh time since 2009.

The APR provides a real-time look at a team's academic success by the progress of each student-athlete on scholarship. The APR measures academic eligibility, retention and graduation. The scores are a four-year composite, covering the 2015-16 through 2018-19 school years.

Every Division I sports team across the nation calculates its APR each academic year, similar to a report card. Scholarship student-athletes each semester earn one point for remaining eligible and one point for staying in school or graduating.

UK has received a perfect 1,000 mark in six of the last seven single-year APR rates. Teams scoring below 930 can face consequences intended to direct additional focus on academics. Those penalties can include practice restrictions and playing-season reductions.

The current Wildcats have also performed admirably in the classroom. This group posted a 3.122 grade-point average in the 2020 fall semester.

## Anderson Returns for College Degree

Utilizing UK Athletics' Post-Eligibility Program, former Kentucky men's basketball star Derek Anderson has graduated from the University of Kentucky. He was a part of the December 2020 commencement.

Anderson lettered at Kentucky in 1996 and 1997. He was a part of the 1996 national championship team and a key part of the 1997 national runner-up squad, a team many thought would have repeated as national champions had Anderson not injured his knee and missed the second half of the season.

Through the Post-Eligibility Program, UK Athletics pays for tuition and books for scholarship student-athletes who return to school after completing their eligibility. Since its inception in 1989, more than 150 Wildcats have returned to graduate through the program. Several other former players, including Nazr Mohammed, Keleenna Azubuike, Jodie Meeks, Gerald Fitch and Erik Daniels, have returned to school to complete their degree in recent seasons.

Anderson, who transferred from Ohio State scored 674 points in a season in a half at Kentucky. He averaged 9.4 points and 2.4 assists for the Wildcats during unforgettable 1995-96 season and was averaging 17.7 points, 4.1 rebounds and 3.5 assists before the season-ending knee injury.

The Louisville native made the NCAA All-Regional Team in 1996 and was an All-Southeastern Conference Second Team pick by the league's coaches and an All-SEC Third Team selection by the Associated Press that season.

Anderson was drafted 13th overall in the 1997 NBA Draft and played 11 seasons in the NBA. He won an NBA Championship with the Miami Heat in 2006.

## Game-Day Changes in Effect During COVID-19 Pandemic

After receiving guidelines from state health officials, UK Athletics has designed a distanced seating plan to host fans at Rupp Arena in the healthiest manner possible for the 2020-21 season during the COVID-19 pandemic. The plan is focused on the recommended health and safety protocols for the well-being of all student-athletes, fans and staff.

At this point, the anticipated attendance for this season at Rupp Arena is up to 15% of normal arena capacity, which includes participants, essential personnel, media and a limited number of spectators. All plans are subject to change based on evolving information as well as local, state and national public health developments.

UK Athletics has taken advice from the Commonwealth of Kentucky, UK health officials, the city of Lexington and the Centers for Disease Control and Prevention. In response, UK's plan includes a number of new measures to promote a healthy game-day experience at Rupp Arena. These measures include, but are not limited to:

- Enhanced cleaning and sanitization procedures throughout the arena prior to and during all events
- Mobile ticketing to reduce contact between staff and fans
- Requiring face coverings for all fans at all times, with the exception of when fans are actively eating or drinking while sitting in their seats
- Requiring fans to keep the proper physical distance
- Providing signage in common areas to assist with physical distancing
- Locating hand sanitization and washing stations located throughout the arena
- Increasing physical spacing while using elevators by reducing capacity of each elevator
- Providing concessions featuring cashless transactions
- Discouraging the bringing of bags of any sort. Only small, clear bags will be admitted

A complete list of the new game-day regulations is available at the UK Athletics Gameday website.

Fans with pre-existing health conditions, or those who are at a greater risk, should consider not attending sporting events at this time. Even with these measures in place, UK Ath-

letics can, in no way, guarantee that fans will not be exposed to COVID-19.

The UK Ticket Office and K Fund are communicating directly with season ticket holders on the 2020-21 ticketing process. Tickets will be sold in season packages and K Fund priority rankings will determine the order for ticket assignment. Ticket holders are encouraged to regularly monitor their email for additional updates.

Available tickets will be physically distanced throughout Rupp Arena and will be primarily sold in small blocks of two, three and four seats to maximize attendance opportunities for a greater number of season ticket accounts. All seating will be reserved, and ticket holders will be required to sit in their assigned seats. UK Athletics hopes to accommodate as many ticket accounts as possible, though there is no guarantee that every season ticket holder will be able to purchase tickets due to the limited capacity.

With arena capacity limited to 15%, there will be approximately 300 tickets that students will have access to purchase on a single-game basis, for select games. Ticket allotments may vary for games that are played during holiday or semester breaks. A single-game lottery process will be implemented to provide opportunities for as many students as possible to attend games. Games will be grouped into multiple lotteries throughout the season, and there will be a random draw for each game to determine the students that will receive tickets through their My UK Athletics Student Account.

## Rupp Arena Renovations Continue

Originally announced when UK agreed to a new lease in December 2016 and formalized the agreement last year, upper-level chair-back seating and new club areas were installed to Rupp Arena last season with construction ongoing for club areas.

Two clubs for season ticket holders are on schedule to open for this season with a third scheduled to open in 2021-22. Fans in these new clubs will be able to enjoy first-class amenities before, during and after games. These new clubs are crucial to providing the funds necessary for both the new lease agreement and the ongoing renovation of Rupp Arena.

Club membership does not include a ticketed seat and club members may have seats throughout Rupp Arena. Season ticket holders may purchase club memberships to accompany their season ticket package. Club membership pricing and amenities will be announced as soon as details are finalized, and sales will begin shortly thereafter. Memberships will initially be offered to season ticket holders based on K Fund priority ranking.

This latest phase of Rupp renovations comes on the heels of the addition of a new center-hung scoreboard, ribbon boards, new sound system and lighting that have created a more dynamic game experience in Rupp.

The chair-back seating that was installed last season was undertaken in response to years of feedback from fans asking for more comfortable seating in the upper level. The seating was installed in sections 211-217 and 228-234.

After the seat renovations, Rupp Arena now seats 20,500.

## Givens Joins UK Sports Network

Heralded as one of the greatest players in program history, Jack "Goose" Givens has joined the UK Sports Network.

Givens, who scored 41 points in the 1978 national championship game before embarking on a career in professional basketball as both a player and broadcaster, will co-host the Don Franklin Auto Countdown to Tipoff pregame radio show alongside Dave Baker, who returns for his 34th season with the UK Sports Network. Baker previously co-hosted the show with another UK Hall of Famer, Rex Chapman, who will now work with JMI Sports on new media content.

Givens will also provide analysis on television for the UK Sports Network as a featured guest on BBN Gameday and BBN Tonight.

The Don Franklin Auto Countdown to Tipoff pregame show airs 90 minutes prior to all Kentucky men's basketball games on UK Sports Network affiliates and is also available through the UK Athletics app. A stream of the show is also available on UKAthletics.com and on the Kentucky Basketball Facebook page, where fans can ask questions and interact with Baker and Givens.

Once the ball tips, Big Blue Nation will again be guided through game action by The Voice of the Wildcats, Tom Leach, and UK Hall of Famer Mike Pratt. The 2020-21 season marks the 19th season together for the duo, who also host the Ruoff Mortgage Wildcat Wrap Up post-game show, where they are joined each game by a UK basketball player and head coach John Calipari.



# KENTUCKY BY THE NUMBERS

Date	Opponent	Result	Points	Rebounds	Assists	Steals	Blocks
N. 25	<b>MOREHEAD STATE</b> <sup>1</sup>	W, 81-45	Boston Jr. - 15 <sup>^</sup>	Boston Jr. - 7 <sup>^</sup>	Two tied - 4 <sup>^</sup>	Clarke - 3 <sup>^</sup>	Three tied - 2 <sup>^</sup>
N. 29	<b>RICHMOND</b> <sup>1</sup>	L, 76-64	Boston Jr. - 20 <sup>^</sup>	Jackson - 14 <sup>^</sup>	Two tied - 2	Four tied - 1	Jackson - 2 <sup>^</sup>
D. 1	vs. Kansas <sup>2</sup>	L, 65-62	Two tied - 12	Jackson - 12	Two tied - 2	Two tied - 2	Jackson - 8 <sup>^</sup>
D. 6	vs. Georgia Tech <sup>3</sup>	L, 79-62	Clarke - 22 <sup>^</sup>	Jackson - 12 <sup>^</sup>	Mintz - 6 <sup>^</sup>	Four tied - 1	Jackson - 1
D. 12	<b>NOTRE DAME</b>	L, 64-63	Sarr - 22 <sup>^</sup>	Sarr - 7	Mintz - 4 <sup>^</sup>	Boston Jr. - 3 <sup>^</sup>	Sarr - 3 <sup>^</sup>
D. 19	vs. North Carolina <sup>4</sup>	L, 75-63	Mintz - 17 <sup>^</sup>	Mintz - 8	Askew - 3	Ware - 2 <sup>^</sup>	Four tied - 1
D. 26	at Louisville	L, 62-59	Mintz - 19	Three tied - 7	Askew - 3	Three tied - 2 <sup>^</sup>	Jackson - 3 <sup>^</sup>
J. 2	at Mississippi State <sup>*</sup>	W, 78-73 <sup>2OT</sup>	Allen - 23 <sup>^</sup>	Ware - 13 <sup>^</sup>	Askew - 7 <sup>^</sup>	Jackson - 3 <sup>^</sup>	Jackson - 4 <sup>^</sup>
J. 5	<b>VANDERBILT</b> <sup>*</sup>	W, 77-74	Sarr - 24 <sup>^</sup>	Sarr - 7	Askew - 3	Askew - 3 <sup>^</sup>	Three tied - 2 <sup>^</sup>
J. 9	at Florida <sup>*</sup>	W, 76-58	Two tied - 13	Two tied - 6	Two tied - 4	Boston Jr. - 4 <sup>^</sup>	Jackson - 4 <sup>^</sup>
J. 12	<b>ALABAMA</b> <sup>*</sup>	L, 85-65	Jackson - 14	Three tied - 6 <sup>^</sup>	Two tied - 2	Jackson - 2	Jackson 7 <sup>^</sup>
J. 16	at Auburn <sup>*</sup>	L, 66-59	Mintz - 11	Two tied - 6 <sup>^</sup>	Askew - 3	Boston Jr. - 3 <sup>^</sup>	Two tied - 2 <sup>^</sup>
J. 20	at Georgia <sup>*</sup>	L, 63-62	Boston Jr. - 18 <sup>^</sup>	Sarr - 13 <sup>^</sup>	Askew - 4	Askew - 2	Jackson - 4 <sup>^</sup>
J. 23	<b>LSU</b> <sup>*</sup>	W, 82-69	Boston Jr. - 18	Jackson - 15 <sup>^</sup>	Askew - 4 <sup>^</sup>	Three tied - 1	Brooks Jr. - 2 <sup>^</sup>
J. 26	at Alabama <sup>*</sup>	L, 70-59	Three tied - 12	Boston Jr. - 6	Mintz - 4	Two tied - 2 <sup>^</sup>	Jackson - 2 <sup>^</sup>
F. 3	at Missouri <sup>*</sup>	L, 75-70	Mintz - 18	Two tied - 10	Askew - 4	Jackson - 3 <sup>^</sup>	Jackson - 4 <sup>^</sup>
F. 6	<b>TENNESSEE</b> <sup>*</sup>	L, 82-71	Brooks Jr. - 23	Brooks Jr. - 11 <sup>^</sup>	Askew - 4	Askew - 2 <sup>^</sup>	Four tied - 1
F. 9	<b>ARKANSAS</b> <sup>*</sup>	L, 81-80	Boston Jr. - 17 <sup>^</sup>	Sarr - 10 <sup>^</sup>	Askew - 6 <sup>^</sup>	Mintz - 1	Jackson - 2 <sup>^</sup>
F. 13	<b>AUBURN</b> <sup>*</sup>	W, 82-80	Jackson - 18	Jackson - 11 <sup>^</sup>	Two tied - 4	Boston Jr. - 4 <sup>^</sup>	Sarr - 4 <sup>^</sup>
F. 17	at Vanderbilt <sup>*</sup>	W, 87-78	Mintz - 18	Two tied - 9	Brooks Jr. - 5 <sup>^</sup>	Two tied - 3 <sup>^</sup>	Two tied - 4 <sup>^</sup>
F. 20	at Tennessee <sup>*</sup>	W, 70-55	Jackson - 16	Brooks Jr. - 14 <sup>^</sup>	Askew - 4	Boston Jr. - 3 <sup>^</sup>	Jackson - 2
F. 27	<b>FLORIDA</b> <sup>*</sup>	L, 71-67	Mintz - 21 <sup>^</sup>	Jackson - 5	Askew - 3	Mintz - 3 <sup>^</sup>	Jackson - 3 <sup>^</sup>
M. 2	at Ole Miss <sup>*</sup>	L, 70-62	Brooks Jr. - 16	Brooks Jr. - 8	Mintz - 8 <sup>^</sup>	Toppin - 3 <sup>^</sup>	Jackson - 3 <sup>^</sup>
M. 6	<b>SOUTH CAROLINA</b> <sup>*</sup>	W, 92-64	Boston Jr. - 21 <sup>^</sup>	Jackson - 10 <sup>^</sup>	Mintz - 7 <sup>^</sup>	Two tied - 2 <sup>^</sup>	Five tied - 1
M. 11	vs. Mississippi State <sup>5</sup>						

All home games in **BOLD CAPS**

\*SEC game, ^game high

1 - Bluegrass Showcase (Rupp Arena | Lexington, Ky.)

2 - Champions Classic (Bankers Life Fieldhouse | Indianapolis)

3 - Holiday Hoopsgiving (State Farm Arena | Atlanta)

4 - CBS Sports Classic (Rocket Mortgage FieldHouse | Cleveland, Ohio)

5 - SEC Tournament (Bridgestone Arena | Nashville, Tenn.)

## Times Led

Mintz - 9  
Boston Jr. - 8  
Jackson - 3  
Sarr - 3  
Allen - 2  
Brooks Jr. - 2  
Clarke - 1

## Times Led

Jackson - 12  
Brooks Jr. - 6  
Sarr - 4  
Boston Jr. - 3  
Mintz - 2  
Toppin - 2  
Ware - 2  
Allen - 1

## Times Led

Askew - 16  
Mintz - 7  
Brooks Jr. - 3  
Clarke - 2  
Boston Jr. - 1  
Sarr - 1

## Times Led

Boston Jr. - 9  
Mintz - 7  
Askew - 6  
Jackson - 6  
Allen - 3  
Clarke - 2  
Fletcher - 2  
Sarr - 1  
Toppin - 1  
Ware - 1

## Times Led

Jackson - 19  
Sarr - 8  
Brooks Jr. - 4  
Askew - 2  
Ware - 2  
Toppin - 2  
Allen - 1  
Boston Jr. - 1  
Mintz - 1

## Comparing the Calipari Era

A look at the statistics of each team throughout the John Calipari era through 24 games ...

Year	FG%	Opp. FG%	3-Pt. FG%	FT%	RPG	Assists	TOs.	Blocks	Steals	Points	PPG	Record
2020-21	.417	.410	.332	.734	38.4	295	344	146	152	1,688	70.3	9-15
2019-20	.463	.384	.333	.789	37.9	335	304	125	124	1,810	75.4	19-5
2018-19	.475	.407	.353	.746	39.0	340	309	117	158	1,881	78.4	20-4
2017-18	.466	.408	.330	.693	38.8	321	334	124	142	1,826	76.1	17-7
2016-17	.487	.430	.357	.693	40.3	407	288	138	154	2,166	90.2	19-5
2015-16	.475	.397	.340	.668	38.9	334	289	138	149	1,881	78.4	18-6
2014-15	.461	.342	.347	.699	38.4	362	263	171	172	1,764	73.5	24-0
2013-14	.468	.395	.322	.675	41.9	287	288	160	115	1,892	78.8	19-5
2012-13	.486	.382	.361	.646	38.9	349	321	179	154	1,801	75.0	17-7
2011-12	.486	.358	.369	.716	39.9	320	291	226	161	1,876	78.2	23-1
2010-11	.459	.387	.399	.712	38.8	312	274	157	140	1,846	76.9	17-7
2009-10	.488	.379	.378	.682	42.3	379	368	170	177	1,959	81.6	23-1



# MISCELLANEOUS STATS

Game Leaders							Games With ...							
No.	Name	Points	Rebounds	Blocks	Assists	Steals	10+ Pts	20+ Pts	10+ Rebs	3+ Assts	3+ Blks	3+ Stls	3+ 3s	Double-Double
0	Jacob Toppin*	- (0)	2 (2)	2 (5)	- (2)	1 (1)	4 (9)	- (0)	- (0)	- (1)	- (0)	1 (1)	- (1)	- (0)
2	Devin Askew	-	-	2 (2)	16 (16)	6 (6)	7 (7)	-	-	16 (16)	-	2 (2)	-	-
3	Brandon Boston Jr.	8 (8)	3 (3)	1 (1)	1(1)	9 (9)	17 (17)	2 (2)	1 (1)	5 (5)	-	6 (6)	4 (4)	1 (1)
5	Terrence Clarke	1 (1)	-	-	2 (2)	2 (2)	4 (4)	1 (1)	-	3 (3)	-	1 (1)	1 (1)	-
10	Davion Mintz*	9 (10)	2 (4)	1 (7)	7 (28)	7 (24)	16 (40)	2 (3)	- (0)	11 (51)	- (0)	1 (4)	8 (13)	- (0)
11	Dontaie Allen	2 (2)	1 (1)	1 (1)	-	3 (3)	3 (3)	1 (1)	-	-	-	-	2 (2)	-
12	Keion Brooks Jr.	2 (2)	6 (8)	4 (6)	3 (3)	- (2)	10 (15)	1 (1)	2 (2)	4 (4)	1 (1)	- (0)	- (0)	2 (2)
13	Riley Welch*	- (0)	- (0)	- (0)	- (1)	- (0)	- (0)	- (0)	- (0)	- (2)	- (0)	- (0)	- (0)	- (0)
14	Brennan Canada	- (0)	- (0)	- (0)	- (0)	- (0)	- (0)	- (0)	- (0)	- (0)	- (0)	- (0)	- (0)	- (0)
20	Zan Payne	-	-	-	-	-	-	-	-	-	-	-	-	-
21	Cam'Ron Fletcher	-	-	-	-	2 (2)	-	-	-	1 (1)	-	-	-	-
23	Isaiah Jackson	3 (3)	12 (12)	19 (19)	-	6 (6)	8 (8)	-	7 (7)	1 (1)	9 (9)	2 (2)	-	2 (2)
25	Kareem Watkins	-	-	-	-	-	-	-	-	-	-	-	-	-
30	Olivier Sarr*	3 (12)	4 (33)	8 (47)	1 (3)	1 (9)	13 (40)	2 (7)	4 (18)	2 (7)	3 (8)	- (1)	1 (1)	3 (14)
55	Lance Ware	-	2 (2)	2 (2)	-	1 (1)	-	-	2 (2)	-	1 (1)	-	-	-

\*Career total in (parentheses); \*Includes pre-UK career

Starting Lineups						
Guard	Guard	G/F	Forward	Forward	Games	W-L
Askew	Mintz	Boston Jr.	Jackson	Sarr	10	4-6
Askew	Boston Jr.	Clarke	Jackson	Sarr	3	1-2
Askew	Mintz	Boston Jr.	Brooks	Sarr	3	1-2
Askew	Mintz	Boston Jr.	Ware	Sarr	2	2-0
Mintz	Boston Jr.	Clarke	Jackson	Sarr	2	0-2
Mintz	Boston Jr.	Toppin	Jackson	Sarr	1	1-0
Askew	Boston Jr.	Clarke	Fletcher	Sarr	1	0-1
Askew	Mintz	Allen	Ware	Sarr	1	0-1
Welch	Mintz	Boston Jr.	Jackson	Sarr	1	0-1

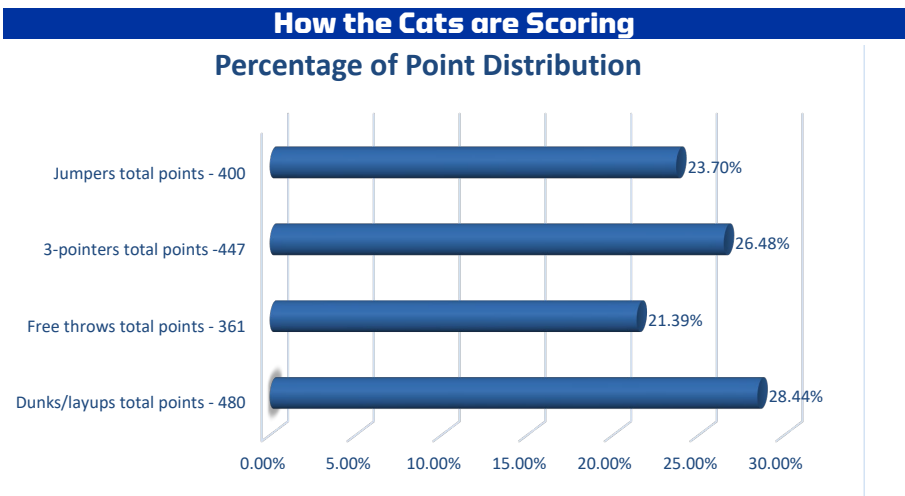
Starter	Games Started	Wins	Losses
Sarr	23	9	15
Boston Jr.	22	9	14
Askew	20	8	12
Mintz	20	8	12
Jackson	17	6	11
Clarke	6	1	5
Ware	3	2	1
Brooks Jr.	3	1	2
Fletcher	1	0	1
Allen	1	0	1
Toppin	1	1	0
Welch	1	0	1

Streaks		Win-Loss Margins		
	Result	Margin	Games Won	Games Lost
Overall	Won 1			
Unranked AP teams anywhere	Won 1			
Ranked AP teams anywhere	Won 1	1		3
Home	Won 1			
Home AP ranked teams	Lost 1	2	1	
Home AP unranked teams	Won 1			
Home SEC	Won 1	3	1	2
Home nonconference	Lost 2			
Home AP ranked SEC	Lost 1	4	1	1
Home AP unranked SEC	Won 1			
Home AP ranked nonconference	Won 2	5	1	1
Home AP unranked nonconference	Lost 2			
Road	Lost 1	6		
Road AP ranked teams	Won 1			
Road AP unranked teams	Lost 1	7		1
Road SEC	Lost 1	8		1
Road nonconference	Lost 1			
Road AP ranked SEC	Won 1			
Road AP unranked SEC	Lost 1	9		
Road AP ranked nonconference	Won 2			
Road AP unranked nonconference	Lost 1	10		
Neutral	Lost 5			
Neutral AP ranked teams	Lost 3	11		2
Neutral AP unranked teams	Lost 2			
Neutral SEC	Lost 2	12		2
Neutral nonconference	Lost 5			
Neutral AP ranked SEC	Lost 2	13		1
Neutral AP unranked SEC	Won 12			
Neutral AP ranked nonconference	Lost 3	14		
Neutral AP unranked nonconference	Lost 2	15		1
Active Consecutive Made Starts		16		
Olivier Sarr	29			
Davion Mintz	20		1	
Brandon Boston Jr.	11			
Isaiah Jackson	9		1	
Jacob Toppin	1			
Keion Brooks Jr.	1			
Active Consecutive Made Free Throws		19		
Devin Askew	5			1
Dontaie Allen	2			
Olivier Sarr	2			
Jacob Toppin	2			
Keion Brooks Jr.	1			
Active Consecutive Games with a 3-Pointer		23		
Davion Mintz	7			
Brandon Boston Jr.	3			
Olivier Sarr	2			
25+		2		

Kentucky's Record When ...		
KENTUCKY RECORD	ALL	SEC
Leading at halftime:	6-6	5-3
Tied at the half:	0-0	0-0
Trailing at halftime:	3-9	3-6
Shoot 50% or better:	2-0	1-0
Shoot less than 50%:	7-15	7-9
Shoot higher % than opp.:	8-4	7-3
Shoot lower % than opp.:	1-11	1-6
Opp. shoot worse than 50%:	9-13	8-8
Opp. shoot 50% or higher:	0-2	0-1
Score less than 60 points:	0-3	0-2
Score 60-69 points:	0-9	0-4
Score 70-79 points:	4-2	4-2
Score 80-89 points:	4-1	3-1
Score 90-99 points:	1-0	1-0
Score 100+ points:	0-0	0-0
Opp. score less than 60 pts.:	3-0	2-0
Opp. score 60-69 pts.:	2-5	2-2
Opp. score 70-79 pts.:	3-7	3-4
Opp. score 80-89 points:	1-3	1-3
Opp. score 90-99 points:	0-0	0-0
Opp. score 100+ points:	0-0	0-0
Outrebounded opponent:	7-8	6-4
Outrebounded by opponent:	2-6	2-4
Equal number of rebounds:	0-1	0-1
Fewer turnovers than opp.:	4-4	3-2
Same turnovers as opp.:	0-0	0-0
More turnovers than opp.:	5-11	5-7
Make 8 or more 3-pointers:	4-3	4-2
Make 7 or fewer 3-pointers:	5-12	4-7
Games decided by 5 or fewer:	4-7	4-4
Overtime games:	1-0	1-0

Kentucky Record		
	ALL	SEC
On CBS:	2-3	2-1
On TBS:	0-0	0-0
On ESPN/ESPN2/ESPNU:	3-11	3-7
On FOX:	0-0	0-0
On SEC Network/(+):	4-1	3-1
vs. SEC at home:	4-4	4-4
vs. SEC on road:	4-5	4-5
Games vs. AP ranked opp.:	1-5	1-3
Games following a loss:	4-11	4-6
Games following a win:	4-4	4-3
More points in the paint:	4-4	3-2
Fewer/Same points in the paint:	5-11	5-7
More bench points than opp.:	8-9	7-7
Fewer or same bench pts.:	1-6	1-2
More 2nd-chance points:	5-12	4-8
Fewer or same 2nd-chance pts.:	4-3	4-1
More or same points off TOs:	6-4	5-4
Fewer points off TOs:	3-11	3-5
On Monday:	0-0	0-0
On Tuesday:	1-5	1-4
On Wednesday:	2-2	1-2
On Thursday:	0-0	0-0
On Friday:	0-0	0-0
On Saturday:	6-6	6-3
On Sunday:	0-2	0-0
In November:	1-1	0-0
In December:	0-5	0-0
In January:	4-4	4-4
In February:	3-4	3-4
In March:	1-1	1-1
In April:	0-0	0-0



Dunk Tracker		
Player	Dunks in 2020-21	Dunks in Career
Olivier Sarr	14	64
Jacob Toppin	9	23
Isaiah Jackson	21	21
Keion Brooks Jr.	11	20
Davion Mintz	5	12
Brandon Boston Jr.	10	10
Lance Ware	3	3
Dontaie Allen	1	1
Terrence Clarke	1	1
Cam'Ron Fletcher	1	1

Fast Facts	
Shooting Percentage	.417
Avg. Assists Per Game	12.3
Points Off Turnovers	13.6
Second-Chance Points	11.9
Points in the Paint	27.8
Fast Break Points	10.7
Bench Points	21.6
Points Per Possession	99.3
Avg. Time of Possession	17.1

First Points of the Game				
Player	Dunk/Layup	Jumper	3PT	FT
Allen	1			
Askew		4		
Boston	1	1	1	
Clarke	1	1		
Jackson	3	1		1
Mintz	1			
Sarr	1	5	1	1





# THE LAST TIME UK ...

## INDIVIDUALS

### SCORING

**Scored 25 points:** Immanuel Quickley (30) at Texas A&M, 2/25/20  
**Scored 30 points:** Immanuel Quickley (30) at Texas A&M, 2/25/20  
**Scored 35 Points:** De'Aaron Fox (39) vs. UCLA, 3/24/17  
**Scored 40 points:** Malik Monk (47) vs. North Carolina, 12/17/16  
**Scored 45 points:** Malik Monk (47) vs. North Carolina, 12/17/16  
**Scored 50 points:** Jodie Meeks (54) at Tennessee, 1/13/09  
**Scored 55 points:** Never  
**Two players had 20 points:** Brandon Boston Jr. (21) and Davion Mintz (20) vs. South Carolina, 3/6/21  
**Three players had 20 points:** DeMarcus Cousins (27), John Wall (21), Patrick Patterson (20) vs. Sam Houston State, 11/19/09  
**Two players had 30 points:** Patrick Patterson (33) and Jodie Meeks (32) vs. Tennessee State, 12/22/08  
**Scored 20 points in two straight games:** Immanuel Quickley (3) 2/18/20 - 2/25/20  
**Scored 20 points in three straight games:** Immanuel Quickley (3) 2/18/20 - 2/25/20  
**Scored 20 points in four straight games:** PJ Washington (4) 2/5/19 - 2/16/19  
**Scored 20 points in five straight games:** Jamal Murray (12) 2/2/16 - 3/12/16  
**Scored 20 points in six straight games:** Jamal Murray (12) 2/2/16 - 3/12/16  
**Scored 20 points in seven straight games:** Jamal Murray (12) 2/2/16 - 3/12/16  
**Scored 20 points in eight straight games:** Jamal Murray (12) 2/2/16 - 3/12/16  
**Scored 20 points in nine straight games:** Jamal Murray (12) 2/2/16 - 3/12/16  
**Scored 20 points in 10 straight games:** Jamal Murray (12) 2/2/16 - 3/12/16  
**Scored 20 points in 11 straight games:** Jamal Murray (12) 2/2/16 - 3/12/16  
**Scored 20 points in 12 straight games:** Jamal Murray (12) 2/2/16 - 3/12/16  
**Scored 20 points in 15 straight games:** Dan Issel (18) 12/1/69 - 2/7/70  
**Scored 25 points in two straight games:** Immanuel Quickley (2) 2/22/20-2/25/20  
**Scored 25 points in three straight games:** Tayshaun Prince (3) 3/11/01-3/17/01  
**Scored 30 points in two straight games:** Jodie Meeks vs. Appalachian State (46) 12/20/08; vs. Tennessee State (32) 12/22/08  
**Scored 30 points in three straight games:** Dan Issel (6) 2/14/70 - 3/2/70  
**Scored in double figures in 10 straight games:** Immanuel Quickley (20) 12/28/19-3/7/20  
**Scored in double figures in 15 straight games:** Immanuel Quickley (20) 12/28/19-3/7/20  
**Scored in double figures in 20 straight games:** Immanuel Quickley (20) 12/28/19-3/7/20  
**Scored in double figures in 25 straight games:** Malik Monk (30) 11/11/16-2/28/17  
**Scored in double figures in 30 straight games:** Malik Monk (30) 11/11/16-2/28/17  
**Scored in double figures in 33 straight games:** Jamal Murray (34) 11/17/15 - 3/19/16  
**Scored in double figures in 34 straight games:** Jamal Murray (34) 11/17/15 - 3/19/16  
**Scored in double figures in 35 straight games:** Kenny Walker (36) 11/14/85 - 3/22/86  
**Five players scored in double figures:** Davion Mintz (18), Jacob Toppin (16), Isaiah Jackson (15), Brandon Boston Jr. (12), Olivier Sarr (10) at Vanderbilt, 2/17/21  
**Six players scored in double figures:** Nick Richards (21), Immanuel Quickley (16), Nate Sestina (12), Keion Brooks Jr. (11), Ashton Hagans (11), Kahlil Whitney (11) vs. Eastern Kentucky, 11/8/19  
**Seven players scored in double figures:** Randolph Morris (17), Kelenna Azubuike (15), Patrick Sparks (14), Chuck Hayes (12), Rajon Rondo (11), Ravi Moss (10) and Ramel Bradley (10) vs. Mississippi State 2/19/05  
**Four players with 15 or more points:** Kevin Knox (22), Quade Green (18), Shai Gilgeous-Alexander (17), Wenyen Gabriel (15) vs. Ole Miss, 2/28/18

### DOUBLE-DOUBLES

**Double-double:** Isaiah Jackson (13 points, 10 rebounds) vs. South Carolina, 3/6/21

**Triple-double:** Isaiah Briscoe (19 points, 11 rebounds, 10 assists) at Ole Miss, 12/29/16  
**20-10 (rebs) game:** Keion Brooks Jr. (23 points, 11 rebounds) vs. Tennessee, 2/6/21  
**20-10 (assists) game:** De'Aaron Fox (24 points, 10 assists) vs. North Carolina, 12/17/16  
**20-15 game:** Nick Richards (25 points, 15 rebounds) vs. Fort Wayne, 11/22/17  
**30-10 game:** Tayshaun Prince (33 points, 11 rebounds) vs. Tennessee State, 12/22/98  
**Back-to-back 20-10 games:** PJ Washington (20 p, 13 r) vs. Kansas, 1/26/19; (26 p, 12 r) at Vanderbilt, 1/29/19  
**Three straight 20-10 games:** Julius Randle (3) 11/8/13 - 11/12/13  
**Double-double in points and rebs.:** Isaiah Jackson (13 points, 10 rebounds) vs. South Carolina, 3/6/21  
**Double-double in points and assists:** Ashton Hagans (11 points, 11 assists) vs. Fairleigh Dickinson, 12/7/19  
**Double-double in points and blocks:** Never  
**Double-double in points and steals:** Never  
**Double-double in two consecutive games:** Nick Richards (25 p, 14 r) at Texas Tech, 1/25/20; (15 p, 11 r) vs. Vanderbilt, 1/29/20  
**Double-double in three consecutive games:** PJ Washington (20 p, 13 r) vs. Kansas, 1/26/19; (26 p, 12 r) at Vanderbilt, 1/29/19; (15 p, 12 r) at Florida, 2/2/19  
**Double-double in four consecutive games:** Julius Randle (19 p, 15 r) vs. Kansas State, 3/21/14; (13 p, 10 r), vs. Wichita State, 3/23/14; (15 p, 12 r), vs. Louisville, 3/28/14; (16 p, 11 r), vs. Michigan, 3/30/14  
**Double-double in five consecutive games:** Julius Randle (14 p, 10 r) at Arkansas, (2/27/14); (10 p, 15 r) at South Carolina (3/1/14); (12 p, 11 r) vs. Alabama, (3/4/14); (16 p, 10 r) at Florida, (3/8/14); (17 p, 16 r) vs. LSU, (3/14/14); (12 p, 11 r) vs. Georgia, (3/15/14)  
**Double-double in six consecutive games:** Julius Randle (14 p, 10 r) at Arkansas, (2/27/14); (10 p, 15 r) at South Carolina (3/1/14); (12 p, 11 r) vs. Alabama, (3/4/14); (16 p, 10 r) at Florida, (3/8/14); (17 p, 16 r) vs. LSU, (3/14/14); (12 p, 11 r) vs. Georgia, (3/15/14)  
**Double-double in seven consecutive games:** Julius Randle (7) 11/18/13-11/27/13  
**Double-double in 10 consecutive games:** Jim Andrews, 1972-73 season  
**Two players record double-doubles:** Brandon Boston Jr. (20 points, 10 rebounds), Olivier Sarr (17 points, 11 rebounds) vs. Richmond, 11/29/20  
**Three players record double-doubles:** PJ Washington (20 points, 13 rebounds), Reid Travis (18 points, 12 rebounds), Keldon Johnson (15 points, 10 rebounds) vs. Kansas, 1/26/19  
**Four players record double-doubles:** Jack Givens (30 pts, 13 rebs), Kyle Macy (16 pts, 10 assts), Mike Phillips (22 pts, 18 rebs), Rick Robey (23 pts, 13 rebs) vs. Southern Methodist, 11/26/77  
**Five players record double-doubles:** Never

### FIELD GOALS

**Made 12 FG in a game:** EJ Montgomery (12) vs. Fairleigh Dickinson, 12/7/18  
**Made 15 FG in a game:** Malik Monk (18) vs. North Carolina, 12/17/16  
**Made 16 FG in a game:** Malik Monk (18) vs. North Carolina, 12/17/16  
**Made 17 FG in a game:** Malik Monk (18) vs. North Carolina, 12/17/16  
**Made 18 FG in a game:** Malik Monk (18) vs. North Carolina, 12/17/16  
**Made 19 FG in a game:** Dan Issel (19) vs. Alabama, 2/23/70  
**Made 20 FG in a game:** Dan Issel (23) vs. Ole Miss, 2/7/70  
**Made 21 FG in a game:** Dan Issel (23) vs. Ole Miss, 2/7/70  
**Made 22 FG in a game:** Dan Issel (23) vs. Ole Miss, 2/7/70  
**Made 23 FG in a game:** Dan Issel (23) vs. Ole Miss, 2/7/70  
**Made 24 FG in a game:** Never  
**Attempted 17 FG in a game:** Brandon Boston Jr. (17) vs. LSU, 1/23/21  
**Attempted 18 FG in a game:** Brandon Boston Jr. (20) vs. Richmond, 11/29/20  
**Attempted 19 FG in a game:** Brandon Boston Jr. (20) vs. Richmond, 11/29/20  
**Attempted 20 FG in a game:** Brandon Boston Jr. (20) vs. Richmond, 11/29/20  
**Attempted 25 FG in a game:** Malik Monk (28) vs. North Carolina, 12/17/16

### 3-POINTERS

**Made 5 3-pointers in a game:** Davion Mintz (6), Brandon Boston Jr. (6) vs. South Carolina, 3/6/21

**Made 6 3-pointers in a game:** Davion Mintz (6), Brandon Boston Jr. (6) vs. South Carolina, 3/6/21  
**Made 7 3-pointers in a game:** Dontaie Allen (7) at Mississippi State, 1/2/21  
**Made 8 3-pointers in a game:** Immanuel Quickley (8) at Texas A&M, 2/25/20  
**Made 9 3-pointers in a game:** Jodie Meeks (10) at Tennessee, 1/13/09  
**Made 10 3-pointers in a game:** Jodie Meeks (10) at Tennessee, 1/13/09  
**Made 11 3-pointers in a game:** Never  
**Two players made at least 5 3-pointers in a game:** Davion Mintz (6), Brandon Boston Jr. (6) vs. South Carolina, 3/6/21  
**Two players made at least 6 3-pointers in a game:** Davion Mintz (6), Brandon Boston Jr. (6) vs. South Carolina, 3/6/21  
**Two players made at least 7 3-pointers in a game:** Never  
**Attempted 10 3-pointers in a game:** Davion Mintz (11), Brandon Boston Jr. (10) vs. South Carolina, 3/6/21  
**Attempted 15 3-pointers in a game:** Jodie Meeks (15) at Tennessee, 1/13/09  
**Attempted 16 3-pointers in a game:** Derrick Miller (16) vs. LSU 2/15/90  
**Attempted 17 3-pointers in a game:** Derrick Miller (19) vs. Kansas 12/6/89  
**Attempted 18 3-pointers in a game:** Derrick Miller (19) vs. Kansas 12/6/89  
**Attempted 19 3-pointers in a game:** Derrick Miller (19) vs. Kansas 12/6/89  
**Attempted 20 3-pointers in a game:** Never  
**Made a 3-pointer in 10 straight games:** Immanuel Quickley (11), 2/1/20-3/7/20  
**Made a 3-pointer in 15 straight games:** Jamal Murray (36), 11/13/15 - 3/19/16, Derek Willis (17), 1/12/16 - 3/17/16  
**Made a 3-pointer in 20 straight games:** Jamal Murray (36), 11/13/15 - 3/19/16  
**Made a 3-pointer in 30 straight games:** Jamal Murray (36), 11/13/15 - 3/19/16  
**Made two 3-pointers in 10 straight games:** Kevin Knox (11), 2/10/16 - 3/11/18  
**Made three 3-pointers in 10 straight games:** Gerald Fitch (20) 1/14/03 - 3/23/03  
**Made three 3-pointers in 15 straight games:** Gerald Fitch (20) 1/14/03 - 3/23/03  
**Made three 3-pointers in 20 straight games:** Gerald Fitch (20) 1/14/03 - 3/23/03  
**Made three 3-pointers in 25 straight games:** Keith Bogans (29) 3/14/02 - 2/26/03

### FREE THROWS

**Made 8 FT in a game:** Olivier Sarr (8) at Ole Miss, 3/2/21  
**Made 9 FT in a game:** Olivier Sarr (14) vs. Vanderbilt, 1/5/21  
**Made 10 FT in a game:** Olivier Sarr (14) vs. Vanderbilt, 1/5/21  
**Made 11 FT in a game:** Olivier Sarr (14) vs. Vanderbilt, 1/5/21  
**Made 12 FT in a game:** Olivier Sarr (14) vs. Vanderbilt, 1/5/21  
**Made 13 FT in a game:** Olivier Sarr (14) vs. Vanderbilt, 1/5/21  
**Made 14 FT in a game:** Olivier Sarr (14) vs. Vanderbilt, 1/5/21  
**Made 15 FT in a game:** Rodrick Rhodes (16) vs. Ole Miss, 1/18/95  
**Made 16 FT in a game:** Rodrick Rhodes (16) vs. Ole Miss, 1/18/95  
**Made 17 FT in a game:** Dwight Anderson (18) vs. Mississippi State, 2/12/79  
**Made 18 FT in a game:** Dwight Anderson (18) vs. Mississippi State, 2/12/79  
**Made 18 FT in a game:** Never  
**Attempted 10 FT in a game:** Olivier Sarr (10) at Ole Miss, 3/2/21  
**Attempted 15 FT in a game:** Olivier Sarr (17) vs. Vanderbilt, 1/25/21  
**Attempted 20 FT in a game:** PJ Washington (20) vs. Kansas State, 3/22/18  
**Attempted 25 FT in a game:** Never  
**Made 20 Straight FT:** Immanuel Quickley (20), 2/22/20-3/3/20  
**Made 30 Straight FT:** Tyler Herro (38), 2/16/19 - 3/29/19

### REBOUNDS

**15 Rebs:** Isaiah Jackson (15) vs. LSU, 1/23/21  
**16 Rebs:** Keldon Johnson (17) vs. Auburn, 2/23/19  
**17 Rebs:** Keldon Johnson (17) vs. Auburn, 2/23/19  
**18 Rebs:** PJ Washington (18) vs. VMI, 11/18/18  
**19 Rebs:** Nick Richards (19) vs. Southern Illinois, 11/9/18  
**20 Rebs:** Jared Prickett (20) vs. Arkansas, 2/9/94  
**25 Rebs:** Mike Phillips (28) vs. Tennessee, 1/10/76  
**30 Rebs:** Cotton Nash (30) vs. Ole Miss, 2/8/64  
**34 Rebs:** Bob Burrow (34) vs. Temple, 12/10/55  
**35 Rebs:** Never  
**10+ Rebs in three consecutive games:** Isaiah Jackson (3), 11/29/20 - 12/6/20



# THE LAST TIME UK ...

**10+ Rebs in four consecutive games:** Julius Randle (4), 3/21/14 - 3/30/14  
**10+ Rebs in five consecutive games:** Julius Randle (10), 2/12/14 - 3/15/14  
**10+ Rebs in six consecutive games:** Julius Randle (10), 2/12/14 - 3/15/14  
**10+ Rebs in seven consecutive games:** Julius Randle (10), 2/12/14 - 3/15/14  
**10+ rebs in eight consecutive games:** Julius Randle (10), 2/12/14 - 3/15/14  
**10+ rebs in nine consecutive games:** Julius Randle (10), 2/12/14 - 3/15/14  
**10+ rebs in 10 consecutive games:** Julius Randle (10), 2/12/14 - 3/15/14  
**Two players had 10 rebounds:** Isaiah Jackson (10), Lance Ware (10) at Missouri, 2/3/21  
**Three players had 10 rebounds:** Isaiah Jackson (14), Olivier Sarr (11), Brandon Boston Jr. vs. Richmond, 11/29/20

## ASSISTS

**6 assists:** Davion Mintz (7) vs. South Carolina, 3/6/21  
**7 assists:** Davion Mintz (7) vs. South Carolina, 3/6/21  
**8 assists:** Davion Mintz (8) at Ole Miss, 3/2/21  
**9 assists:** Ashton Hagans (9) vs. Georgia, 1/21/20  
**10 assists:** Ashton Hagans (11) vs. Fairleigh Dickinson, 12/7/19  
**11 assists:** Ashton Hagans (11) vs. Fairleigh Dickinson, 12/7/19  
**12 assists:** Ashton Hagans (12) vs. UAB, 11/29/19  
**13 assists:** Tyler Ulis (14) vs. LSU, 3/5/16  
**14 assists:** Tyler Ulis (14) vs. LSU, 3/5/16  
**15 assists:** John Wall (16) vs. Hartford, 12/29/09  
**16 assists:** John Wall (16) vs. Hartford, 12/29/09  
**17 assists:** Never  
**5+ assists in four consecutive games:** Ashton Hagans (17), 11/18/19 - 1/29/20  
**8+ assists in two consecutive games:** Ashton Hagans (3), 12/18/19 - 12/28/19

## BLOCKS

**4 blocks:** Olivier Sarr (4), Keion Brooks Jr. (4) at Vanderbilt, 2/17/21  
**5 blocks:** Isaiah Jackson (7) vs. Alabama, 1/12/21  
**6 blocks:** Isaiah Jackson (7) vs. Alabama, 1/12/21  
**7 blocks:** Isaiah Jackson (7) vs. Alabama, 1/12/21  
**8 blocks:** Isaiah Jackson (8) vs. Kansas, 12/1/20  
**9 blocks:** Willie Cauley-Stein (9) vs. Boise State, 12/10/13  
**10 blocks:** Nerlens Noel (12) at Ole Miss, 1/29/13  
**11 blocks:** Nerlens Noel (12) at Ole Miss, 1/29/13  
**12 blocks:** Nerlens Noel (12) at Ole Miss, 1/29/13  
**13 blocks:** Never

## STEALS

**4 steals:** Brandon Boston Jr. (4) vs. Auburn, 2/13/21  
**5 steals:** Ashton Hagans (5) vs. Texas A&M, 1/8/19  
**6 steals:** Ashton Hagans (8) vs. North Carolina, 12/22/18  
**7 steals:** Ashton Hagans (8) vs. North Carolina, 12/22/18  
**8 steals:** Ashton Hagans (8) vs. North Carolina, 12/22/18  
**9 steals:** Never  
**3+ steals in five consecutive games:** Ashton Hagans (7) 12/22/18 - 1/19/19  
**3+ steals in 10 consecutive games:** Never

## MINUTES

**Played every minute:** Immanuel Quickley (40) at Arkansas, 1/18/20  
**Played 40+ minutes:** Devin Askew (43), Davion Mintz (41) at Mississippi State, 1/2/21  
**Played more than 50 minutes:** Patrick Patterson (50) vs. Vanderbilt, 1/12/08

## FOULS

**Fouled out:** Isaiah Jackson at Ole Miss, 3/2/21  
**Two players fouled out:** Isaiah Jackson and Davion Mintz, at Vanderbilt, 2/17/21  
**Three players fouled out:** Terrence Clarke, Isaiah Jackson, Olivier Sarr, Lance Ware vs. North Carolina, 12/19/20  
**Four players fouled out:** Terrence Clarke, Isaiah Jackson, Olivier Sarr, Lance Ware vs. North Carolina, 12/19/20  
**Technical foul:** UK bench, at Vanderbilt 2/17/21

## TEAM

### WINS/LOSSES

**Won 10 straight games:** 10, 1/8/19 - 2/9/19  
**Won 20 straight games:** 38, 11/14/14 - 3/28/15  
**Won 30 straight games:** 38, 11/14/14 - 3/28/15  
**Won 40 straight games:** Never  
**Lost consecutive games:** 2, 2/27/21 - 3/2/21

**Lost three straight games:** 4, 1/26/21 - 2/9/21  
**Lost four straight games:** 4, 1/26/21 - 2/9/21  
**Lost five straight games:** 6, 11/29/20 - 12/26/20  
**Lost six straight games:** 6, 11/29/20 - 12/26/20  
**Lost 10 straight games:** Never

## STARTS

**Started four freshmen:** Devin Askew, Brandon Boston Jr., Terrence Clarke, Isaiah Jackson vs. Georgia Tech, 12/6/20  
**Started five freshmen:** Hamidou Diallo, Shai Gilgeous-Alexander, Kevin Knox, Nick Richards, PJ Washington vs. Kansas State, 3/22/18

## SCORING

**Scored 90 or more points:** 92 vs. South Carolina, 3/6/21 (W, 92-64)  
**Scored 90 or more points (SEC game):** 92 vs. South Carolina, 3/6/21 (W, 92-64)  
**Scored 100 or more points:** 107 vs. UIC, 11/26/17 (W, 107-73)  
**Scored 100 or more points (SEC game):** 100 vs. Texas A&M, 1/3/17 (W, 100-58)  
**Scored 110 or more points:** 115 vs. Arizona State, 11/28/16 (W, 115-69)  
**Scored 110 or more points (SEC game):** 110 vs. Auburn, 2/21/15 (W, 110-75)  
**Scored 120 or more points:** 120 vs. Vanderbilt, 2/7/96 (W, 120-81)  
**Scored 120 or more points (SEC game):** 120 vs. Vanderbilt, 2/7/96 (W, 120-81)  
**Scored 130 or more points:** 143 vs. Georgia, 2/27/56 (W, 143-66)  
**Scored 140 or more points:** 143 vs. Georgia, 2/27/56 (W, 143-66)  
**Scored 150 or more points:** Never  
**Scored less than 50 points:** 48 vs. Vanderbilt, 3/15/13 (L, 64-48)  
**Scored 100 points in two consecutive games:** vs. Cleveland State (11/23/16), vs. UT Martin (11/25/16), vs. Arizona State (11/28/16)  
**Scored 100 points in three consecutive games:** vs. Cleveland State (11/23/16), vs. UT Martin (11/25/16), vs. Arizona State (11/28/16)  
**Scored 100 points in consecutive SEC games:** 2/27/56-3/3/56

## SHOOTING PERCENTAGES

**Shot 70% from the field:** .722 vs. Mississippi State, 2/15/86  
**Shot 65% from the field:** .667 vs. UIC, 11/26/17  
**Shot 30% or less from the field:** .281 at Texas A&M (1/10/15)  
**Allowed 50% shooting:** .521 vs. Florida, 2/27/21  
**Allowed 60% shooting:** .640 by Florida, 3/4/07  
**Allowed 30% or less shooting:** .299 by Kansas, 12/1/20 (20-67)  
**Allowed 20% or less shooting:** .197 by Montana State, 11/23/14 (12-61)

## FREE THROWS

**Shot 90% or better from FT line:** 24-25 (.960) at Vanderbilt, 2/17/21  
**Shot 100% from FT Line:** 10-10 vs. Florida, 2/22/20  
**Shot 50% or less from FT line:** .500 (10-20) at Georgia, 1/7/20  
**Attempted 40 FT:** vs. Tennessee State (41), 11/23/18  
**Attempted five or less FT:** vs. South Carolina (4) 1/21/06  
**Made 30 FT:** 31 vs. Mississippi State, 2/4/30 (31-36)

## 3-POINTERS

**Hit 0 3-pointers:** 0 vs. Richmond, 11/29/20 (0-10)  
**Hit 10 3-pointers:** 13 vs. South Carolina, 3/6/21 (13-27)  
**Hit 11 3-pointers:** 13 vs. South Carolina, 3/6/21 (13-27)  
**Hit 12 3-pointers:** 13 vs. South Carolina, 3/6/21 (13-27)  
**Hit 13 3-pointers:** 13 vs. South Carolina, 3/6/21 (13-27)  
**Hit 14 3-pointers:** 14 vs. Arkansas, 2/9/21 (14-26)  
**Hit 15 3-pointers:** 15 vs. Georgia, 3/1/12 (15-27)  
**Hit 16 3-pointers:** 16 vs. UNC-Asheville, 12/23/96 (16-33)  
**Hit 17 3-pointers:** 20 vs. LSU, 3/4/95 (20-35)  
**Hit 18 3-pointers:** 20 vs. LSU, 3/4/95 (20-35)  
**Hit 19 3-pointers:** 20 vs. LSU, 3/4/95 (20-35)  
**Hit 20 3-pointers:** 20 vs. LSU, 3/4/95 (20-35)  
**Hit 21 3-pointers:** 21 vs. North Carolina, 12/27/89 (21-48)  
**Hit 22 3-pointers:** Never

## SCORING MARGINS

**Won game by 50 points or more:** 58 vs. Montana State (W, 86-28) 11/23/14  
**Won game by 60 points or more:** 62 vs. Vanderbilt (W, 106-44) 3/5/03  
**Won game by 70 points or more:** 74 vs. Tennessee-Martin (W, 124-50) 11/26/94  
**Lost game by 20 points or more:** 20 vs. Alabama (L, 85-65)

1/12/21  
**Lost game by 30 points or more:** 34 vs. Duke (L, 118-84) 11/6/18  
**Lost game by 40 points or more:** 41 at Vanderbilt (L, 93-52) 2/12/08  
**Lost game by 50 points or more:** 55 at Kansas (L, 150-95) 12/9/89  
**Lost game by 60 points or more:** 70 vs. Central (L, 87-17) 1/28/1910  
**Lost game by 70 points or more:** 70 vs. Central (L, 87-17) 1/28/1910  
**Game decided by one point:** vs. Arkansas, 2/9/21 (L, 81-80)  
**Game decided by two points:** Auburn, 2/13/21 (W, 82-80)  
**Game decided by three points:** vs. Vanderbilt, 1/5/21 (W, 77-74)  
**Two consecutive games decided by one point:** vs. North Carolina (W, 73-72) 12/3/11 and at Indiana (L, 73-72) 12/10/11  
**Three consecutive games decided by one point:** Never  
**Two consecutive games decided by two points or fewer:** Arkansas (L, 81-80) 2/9/13 and Auburn (W, 82-80) 2/13/21  
**Came back from 10-point deficit for win:** W, 71-70 at Florida (3/7/20); Trailing by 18 at 59-41 (11:48 in 2nd)  
**Came back from 11-point deficit for win:** W, 71-70 at Florida (3/7/20); Trailing by 18 at 59-41 (11:48 in 2nd)  
**Came back from 12-point deficit for win:** W, 71-70 at Florida (3/7/20); Trailing by 18 at 59-41 (11:48 in 2nd)  
**Came back from 13-point deficit for win:** W, 71-70 at Florida (3/7/20); Trailing by 18 at 59-41 (11:48 in 2nd)  
**Came back from 14-point deficit for win:** W, 71-70 at Florida (3/7/20); Trailing by 18 at 59-41 (11:48 in 2nd)  
**Came back from 15-point deficit for win:** W, 71-70 at Florida (3/7/20); Trailing by 18 at 59-41 (11:48 in 2nd)  
**Came back from 16-point deficit for win:** W, 71-70 at Florida (3/7/20); Trailing by 18 at 59-41 (11:48 in 2nd)  
**Came back from 17-point deficit for win:** W, 71-70 at Florida (3/7/20); Trailing by 18 at 59-41 (11:48 in 2nd)  
**Came back from 18-point deficit for win:** W, 71-70 at Florida (3/7/20); Trailing by 18 at 59-41 (11:48 in 2nd)  
**Came back from 19-point deficit for win:** W, 73-67 vs. Vanderbilt (2/28/17); Trailing by 19 at 25-6 (8:03 in 1st)  
**Came back from 20-point deficit for win:** W, 82-79 at Vanderbilt (2/22/97); Trailing by 22 at 40-18 (3:51 in 1st)  
**Came back from 30-point deficit for win:** W, 99-95 at LSU (2/15/94); Trailing by 31 at 68-37 (15:34 in 2nd)  
**Came back from 31-point deficit for win:** W, 99-95 at LSU (2/15/94); Trailing by 31 at 68-37 (15:34 in 2nd)

## REBOUNDS

**Pulled down 50 rebounds:** 54 (21-33) vs. Richmond, 11/29/20  
**Pulled down 55 rebounds:** 59 (20-39) vs. Arizona State, 11/28/16  
**Pulled down 60 rebounds:** 62 (19-43) vs. Morehead State, 12/16/96

## OVERTIME GAMES

**Played an overtime game:** at Mississippi State, 1/2/21 (W, 78-73 2OT)  
**Won an overtime game:** at Mississippi State, 1/2/21 (W, 78-73 2OT)  
**Lost an overtime game:** vs. Auburn, 3/31/19 (L, 77-71 OT)  
**Played an SEC overtime game:** at Mississippi State, 1/2/21 (W, 78-73 2OT)  
**Won an SEC overtime game:** at Mississippi State, 1/2/21 (W, 78-73 2OT)  
**Lost an SEC overtime game:** at Texas A&M, 2/20/16 (L, 79-77 OT)  
**Played an overtime game in SEC Tournament:** vs. Texas A&M, 3/13/16 (W, 82-77 OT)  
**Won an overtime game in SEC Tournament:** vs. Texas A&M, 3/13/16 (W, 82-77 OT)  
**Played an overtime game in NCAA Tournament:** vs. Auburn, 3/31/19 (L, 77-71 OT)  
**Won an overtime game in NCAA Tournament:** vs. St. Bonaventure, 3/16/00 (W, 85-80 2OT)  
**Lost an overtime game in NCAA Tournament:** vs. Auburn, 3/31/19 (L, 77-71 OT)  
**Played two overtimes:** at Mississippi State, 1/2/21 (W, 78-73 2OT)  
**Played three overtimes:** vs. Temple 12/7/57 (W, 85-83)  
**Played four overtimes:** Never played four overtime game  
**Played consecutive games that went to overtime:** 1/6/15 vs. Ole Miss (W, 89-86) and 1/10/15 at Texas A&M (70-64)



# THE LAST TIME A UK OPPONENT ...

## INDIVIDUALS

### SCORING

**Scored 25 points:** Dylan Disu (29), Vanderbilt, 2/17/21  
**Scored 30 points:** Bubba Parham (35), VMI, 11/21/18  
**Scored 35 Points:** Bubba Parham (35), VMI, 11/21/18  
**Scored 40 points:** Elston Turner (40), Texas A&M, 1/12/13  
**Scored 45 points:** David Robinson (45), Navy, 1/25/87  
**Scored 50 points:** Austin Carr (50), Notre Dame, 12/29/79  
**Scored 60 points:** Pete Maravich (64), LSU, 2/21/70  
**Scored 65 points:** Never  
**Two players had 20 points:** Dylan Disu (29), Scotty Pippen Jr. (21), Vanderbilt, 2/17/21  
**Three players had 20 points:** R.J. Barrett, Zion Williamson, Cam Reddish, Duke, 11/6/18  
**Two players had 30 points:** Ronnie Henderson (36) and Clarence Ceasar (32), LSU, 2/15/94  
**Five players scored in double figures:** Georgia Tech, 12/6/20

### FIELD GOALS

**Made 15 FG in a game:** David Robinson (17), Navy, 1/25/87  
**Made 16 FG in a game:** David Robinson (17), Navy, 1/25/87  
**Made 17 FG in a game:** David Robinson (17), Navy, 1/25/87  
**Made 18 FG in a game:** Steve Downing (19), Indiana, 12/11/71  
**Made 19 FG in a game:** Steve Downing (19), Indiana, 12/11/71  
**Made 20 FG in a game:** Johnny Neumann (20), Ole Miss, 1/2/71  
**Made 21 FG in a game:** Austin Carr (21), Notre Dame, 12/29/70  
**Made 22 FG in a game:** Austin Carr (22), Notre Dame, 3/12/70  
**Made 23 FG in a game:** Pete Maravich (23), LSU, 2/21/70  
**Made 24 FG in a game:** Never  
**Attempted 17 FG in a game:** Scotty Pippen Jr. (19), Dylan Disu, Vanderbilt (20), 2/17/21  
**Attempted 18 FG in a game:** Scotty Pippen Jr. (19), Dylan Disu, Vanderbilt (20), 2/17/21  
**Attempted 19 FG in a game:** Scotty Pippen Jr. (19), Dylan Disu, Vanderbilt (20), 2/17/21  
**Attempted 20 FG in a game:** Dylan Disu, Vanderbilt (20), 2/17/21  
**Attempted 25 FG in a game:** R.J. Barrett (26), Duke, 11/6/18  
**Attempted 30 FG in a game:** Freeman Williams (40), Portland State, 12/16/17  
**Attempted 35 FG in a game:** Freeman Williams (40), Portland State, 12/16/17  
**Attempted 40 FG in a game:** Freeman Williams (40), Portland State, 12/16/17  
**Attempted 45 FG in a game:** Johnny Neumann (50), Ole Miss, 1/2/71  
**Attempted 50 FG in a game:** Johnny Neumann (50), Ole Miss, 1/2/71  
**Attempted 53 FG in a game:** Pete Maravich (53), LSU, 2/22/69  
**Attempted 54 FG in a game:** Never

### 3-POINTERS

**Made 5 3-pointers in a game:** JT Thor (5), Auburn, 2/13/21  
**Made 6 3-pointers in a game:** Armoni Brooks (6), Houston, 3/29/19  
**Made 7 3-pointers in a game:** Bubba Parham (10), VMI, 11/18/18  
**Made 8 3-pointers in a game:** Bubba Parham (10), VMI, 11/18/18  
**Made 9 3-pointers in a game:** Bubba Parham (10), VMI, 11/18/18  
**Made 10 3-pointers in a game:** Bubba Parham (10), VMI, 11/18/18  
**Made 11 3-pointers in a game:** Corey Allmond (11), Sam Houston State, 11/19/2009  
**Made 12 3-pointers in a game:** Never  
**Attempted 10 3-pointers in a game:** Blake Francis (10), Richmond, 11/29/20  
**Attempted 15 3-pointers in a game:** Bubba Parham (16), VMI, 11/18/18  
**Attempted 16 3-pointers in a game:** Bubba Parham (16), VMI, 11/18/18  
**Attempted 17 3-pointers in a game:** Chris Jackson (17), LSU, 2/15/90  
**Attempted 18 3-pointers in a game:** Jeff Boschee (18), Kansas, 3/14/99  
**Attempted 19 3-pointers in a game:** Never

### FREE THROWS

**Made 10 FT in a game:** Scotty Pippen Jr. (10), Vanderbilt, 2/17/21  
**Made 11 FT in a game:** Dru Smith (12), Missouri, 2/3/21  
**Made 12 FT in a game:** Dru Smith (12), Missouri, 2/3/21  
**Made 13 FT in a game:** Samir Doughty (14), Auburn, 2/1/20  
**Made 14 FT in a game:** Samir Doughty (14), Auburn, 2/1/20

**Made 15 FT in a game:** Brenton Williams (15), South Carolina, 3/1/14  
**Made 16 FT in a game:** Dan Cross (16), Florida, 2/18/95  
**Made 17 FT in a game:** John Mengelt (17), Auburn, 3/2/70  
**Made 18 FT in a game:** Pete Maravich (18), LSU, 2/21/70  
**Made 19 FT in a game:** Never  
**Attempted 15 FT in a game:** Samir Doughty (15), Auburn, 2/1/20  
**Attempted 20 FT in a game:** Harding McCaleb (25), Louisville, 2/22/16  
**Attempted 25 FT in a game:** Harding McCaleb (25), Louisville, 2/22/16  
**Attempted 26 FT in a game:** Never

### REBOUNDS

**15 Rebs:** Dylan Disu (16), Vanderbilt, 2/17/21  
**16 Rebs:** Dylan Disu (16), Vanderbilt, 2/17/21  
**17 Rebs:** Kennedy Meeks (17), North Carolina, 3/26/17  
**18 Rebs:** Sean May (19), North Carolina, 12/4/04  
**19 Rebs:** Sean May (19), North Carolina, 12/4/04  
**20 Rebs:** Andrew DeClercq (20), Florida, 1/18/94  
**25 Rebs:** Leon Douglas (25), Alabama, 1/20/75  
**30 Rebs:** Kenneth Stanley (30), USC, 12/4/61  
**31 Rebs:** Never  
**Two players had 10 rebounds:** Romello White (10) and KJ Buffen (10), Ole Miss, 3/2/21  
**Three players had 10 rebounds:** Craig Victor II (12), Tim Quarterman (10), Ben Simmons (10), LSU, 1/5/16

### ASSISTS

**10 assists:** Tony Trocha-Morelos (10), Texas A&M, 3/4/17  
**11 assists:** Dwyane Wade (11), Marquette, 3/29/03  
**12 assists:** Edgar Padilla (12), UMass, 3/30/96  
**13 assists:** Billy McCaffrey (14), Vanderbilt, 1/13/93  
**14 assists:** Billy McCaffrey (14), Vanderbilt, 1/13/93  
**15 assists:** Eric Richardson (15), Alabama, 2/4/84  
**16 assists:** Never

### BLOCKS

**5 blocks:** Dylan Disu (5), Vanderbilt, 1/29/20  
**6 blocks:** Sagaba Konate (7), West Virginia, 1/27/18  
**7 blocks:** Sagaba Konate (7), West Virginia, 1/27/18  
**8 blocks:** Jarvis Varnado (10), Mississippi State, 1/15/08  
**9 blocks:** Jarvis Varnado (10), Mississippi State, 1/15/08  
**10 blocks:** Jarvis Varnado (10), Mississippi State, 1/15/08  
**11 blocks:** Samaki Walker (11), Louisville, 1/1/95  
**12 blocks:** Never

### STEALS

**5 steals:** Justin Kier (5), Georgia, 1/20/21  
**6 steals:** Ben Simmons (7), LSU, 3/5/16  
**7 steals:** Ben Simmons (7), LSU, 3/5/16  
**8 steals:** Never

## TEAM

### SCORING

**Scored 90 or more points:** 118, Duke, 11/6/18 (L, 118-84)  
**Scored 90 or more points (SEC game):** 90, Georgia, 3/4/09 (L, 90-85)  
**Scored 100 or more points:** 118, Duke, 11/6/18 (L, 118-84)  
**Scored 100 or more points (SEC game):** 101, Arkansas, 2/10/93 (L, 101-94)  
**Scored 110 or more points:** 118, Duke, 11/6/18 (L, 118-84)  
**Scored 110 or more points (SEC game):** 110, Vanderbilt, 3/4/67 (L, 110-94)  
**Scored 120 or more points:** 121, North Carolina, 12/27/89 (L, 121-110)  
**Scored 120 or more points (SEC game):** Never  
**Scored 130 or more points:** 150, Kansas, 12/9/89 (L, 150-95)  
**Scored 140 or more points:** 150, Kansas, 12/9/89 (L, 150-95)  
**Scored 150 or more points:** 150, Kansas, 12/9/89 (L, 150-95)  
**Scored 160 or more points:** Never  
**Scored less than 50 points:** 45, Morehead State, 11/25/20 (W, 81-45)  
**Scored less than 50 points (SEC game):** 48, South Carolina, 2/5/19 (W, 76-48)  
**Scored less than 40 points:** 39, West Virginia, 3/26/15 (W, 78-39)  
**Scored less than 40 points (SEC game):** 37, Missouri, 1/13/15 (W, 86-37)  
**Scored less than 30 points:** 28, Montana State, 11/23/14 (W, 86-28)  
**Scored less than 30 points (SEC game):** 26, Georgia Tech, 1/28/46 (W, 86-37)  
**Scored less than 20 points:** 18, Western Ontario, 12/10/49 (W, 90-21)

**Scored less than 20 points (SEC game):** 18, Alabama, 2/10/40 (W, 46-18)  
**Scored less than 10 points:** 9, Tulane, 12/21/34 (W, 39-9)  
**Scored less than 10 points (SEC game):** Never  
**Scored less than 5 points:** Never

### SHOOTING PERCENTAGES

**Shot 70% from the field:** Never  
**Shot 60% from the field:** .640, Florida, 3/4/07  
**Shot 50% from the field:** .521, Florida, 2/27/21  
**Shot 30% or less from the field:** .299, Kansas, 12/1/20 (20-67)  
**Shot 20% or less from the field:** .197, Montana State, 11/23/14 (12-61)  
**Shot 10% or less from the field:** Never (shooting percentages not recorded prior to 1947)

### 3-Pointers

**Made 10 or more 3-pointers:** 11, Auburn, 2/13/21  
**Made 15 or more 3-pointers:** 19, VMI, 11/18/18  
**Made 20 or more 3-pointers:** Never  
**Made zero 3-pointers:** 0, Auburn, 1/19/13 (0-15)  
**Attempted 30 or more 3-pointers:** 30, Auburn, 2/13/21

### FREE THROWS

**Shot 90% or better from FT line:** 90.0 (9-10), Auburn, 2/13/21  
**Shot 100% from FT Line:** 5-5, VMI, 11/18/18  
**Shot 50% or less from FT line:** .500 (8-16), Morehead State, 11/25/20  
**Attempted 40 FT:** 44, Auburn, 2/1/20 (33-44)  
**Attempted five or less FT:** 5, UAB, 11/29/19 (2-5)  
**Made 30 FT:** 33, Auburn, 2/1/20 (33-44)

### REBOUNDS

**Pulled down 50 rebounds:** 54 (17-37), Florida, 2/4/17  
**Pulled down 20 offensive rebounds:** 23, LSU, 2/18/20



# RUPP ARENA AT CENTRAL BANK CENTER

## Year-by-Year Records

Season	W-L	Percentage
2020-21	5-6	.455
2019-20	16-2	.889
2018-19	17-1	.944
2017-18	16-2	.889
2016-17	15-2	.882
2015-16	17-0	1.000
2014-15	19-0	1.000
2013-14	16-2	.889
2012-13	16-2	.889
2011-12	18-0	1.000
2010-11	15-0	1.000
2009-10	18-0	1.000
2008-09	12-6	.667
2007-08	14-4	.778
2006-07	14-2	.875
2005-06	10-5	.667
2004-05	14-1	.933
2003-04	11-2	.846
2002-03	12-1	.923
2001-02	12-3	.800
2000-01	11-1	.917
1999-2000	14-0	1.000
1998-99	12-1	.923
1997-98	9-3	.750
1996-97	12-1	.923
1995-96	13-0	1.000
1994-95	12-1	.923
1993-94	13-1	.929
1992-93	16-0	1.000
1991-92	15-2	.882
1990-91	13-0	1.000
1989-90	13-2	.867
1988-89	8-6	.571
1987-88	14-2	.875
1986-87	13-2	.867
1985-86	18-0	1.000
1984-85	11-3	.786
1983-84	16-0	1.000
1982-83	14-1	.933
1981-82	15-1	.938
1980-81	15-0	1.000
1979-80	12-3	.800
1978-79	11-4	.733
1977-78	16-0	1.000
1976-77	12-2	.857
<b>Total</b>	<b>615-77</b>	<b>.889</b>

<b>Year Opened:</b>	1976
<b>First Game:</b>	Nov. 27, 1976
<b>All-Time Record:</b>	615-77 (88.9%)
<b>Record Under Calipari:</b>	188-17 (91.7%)
<b>Capacity:</b>	20,500
<b>Record Crowd:</b>	24,479 (1/20/10)
<b>Longest Win Streak:</b>	54 (11/9/10-12/1/12)
<b>Current Win Streak:</b>	1

## Cats Rock at Rupp

The Wildcats are 615-77 (88.9%) in Rupp Arena. Among the most notable marks of dominance as the nation's toughest venue to play include:

- School record 54-game winning streak to begin the John Calipari era
- Kentucky is 333-46 (87.9%) in regular-season SEC games in Rupp
- The Wildcats set a program home record of 19 wins in 2014-15
- UK has gone undefeated at home in five of Calipari's 12 seasons
- Kentucky has a perfect mark in 13 of Rupp Arena's 45 seasons

## 600 Wins at Rupp in Record Time

With a victory over Fairleigh Dickinson on Dec. 7, 2019, Kentucky reached the 600-win mark at Rupp Arena faster than any other program in NCAA Division I level history. UK needed just 670 games to reach win No. 600 in Rupp Arena.

It took UCLA, which previously owned the fastest pace to 600 wins, 689 games in Pauley Pavilion. Only one other team, Kansas, achieved win No. 600 in fewer than 700 games at its home venue. The Jayhawks reached the significant win in their 699th game.

## Cal Owns Longest Win Streaks in Rupp

With UK's 2011-12 season-opening victory over Marist, UK head coach John Calipari recorded his 34th consecutive win in Rupp Arena as UK's head coach. It broke former UK head coach Rick Pitino's longest streak of 33 games in the venue.

The winning streak reached as long as 54 games. Calipari didn't suffer his first loss in Rupp Arena until losing to Baylor in his fourth season. The 54-game run, however, was his longest career home winning streak. He also had the second-longest streak in the arena as the Cats won 42 straight from March 4, 2014 to Nov. 25, 2016.

## New Chairbacks, Fewer Seats

After receiving a \$16 million upgrade over the 2014-15 and 2015-16 seasons that enhanced the fan experience with the likes of a new Daktronics center-hung scoreboard, ribbons boards, new corner video boards and a new audio system, Rupp Arena is undergoing an additional transformation as a part of UK's new leasing agreement with the Lexington Center.

Chair-back seating in the upper-level sideline was installed in sections 211-217 and 228-234 for the 2019-20 season. Club areas will be available to season ticket holders starting with the 2020-21 season.

The new seating reduced Rupp Arena's capacity to 20,500.

## Pack the House

Until reducing capacity for the 2019-20 season, Kentucky had led the nation in average home attendance in 20 of 24 seasons. That number included a Rupp Arena record of 24,110 in John Calipari's first season (2009-10) as head coach.

Kentucky averaged 20,160 fans during the 2019-20 season, the first season with a reduced capacity at 20,500. UK averaged 23,000-plus fans in seven of Calipari's first 10 seasons.

After receiving guidelines from state health officials, attendance for this season at Rupp Arena due to the COVID-19 pandemic was limited to 15% of normal arena capacity (3,075), which included participants, essential personnel, media and a limited number of spectators.

## The Top-Ranked Team at Home

Kentucky has lost just four times at home as the Associated Press top-ranked team in the history of the program and just three times in Rupp Arena. Prior to the losses to Evansville (Nov. 12) and UCLA (Dec. 3, 2016), both by three, the other two losses came by just one point.

The Wildcats are 54-3 all-time as the AP No. 1 team in Rupp Arena since its opening in 1976. The first loss was to Auburn, 53-52, on Jan. 9, 1988.

## Coach Cal in Rupp Arena

It's been downright difficult to beat Kentucky in Rupp Arena during the John Calipari era. UK is 188-17 (91.7%) in Rupp Arena under Calipari.

- Kentucky is 22-6 (78.6%) vs. Associated Press Top 25 opponents in Rupp in the Calipari era
- UK is 166-11 (93.8%) vs. unranked teams in Rupp under Calipari
- The Wildcats are 95-6 (94.1%) at home vs. nonconference foes under Calipari
- Calipari notched his 100th career win in Rupp Arena as Kentucky's coach with the Wildcats' 110-75 rout of Auburn on Feb. 21, 2014. It took Calipari 104 games to reach the century mark, the fastest of any UK coach

## Cal Passes Hall for Rupp Record

With a 101-70 victory over Cleveland State on Nov. 23, 2016, John Calipari passed former UK head coach Joe B. Hall for wins in Rupp Arena. Calipari currently has 187 wins inside the historic venue. Hall won 122.

## 2020-21 Opponent Breakdown

### Morehead State (Nov. 25)

All-time games in Rupp Arena: 9  
UK record in Rupp vs. MSU: 9-0  
Last time in Rupp Arena: UK, 81-45 (11/25/20)

### Richmond (Nov. 29)

All-time games in Rupp Arena: 1  
UK record in Rupp vs. UR: 0-1  
Last time in Rupp Arena: UR, 76-64

### Notre Dame (Dec. 12)

All-time games in Rupp Arena: 6  
UK record in Rupp vs. ND: 5-1  
Last time in Rupp Arena: ND, 64-63 (12/12/20)

### Vanderbilt (Jan. 5)

All-time games in Rupp Arena: 43  
UK record in Rupp vs. VU: 41-2  
Last time in Rupp Arena: UK, 77-74 (1/5/21)

### Alabama (Jan. 12)

All-time games in Rupp Arena: 33  
UK record in Rupp vs. UA: 27-6  
Last time in Rupp Arena: UA, 85-65 (1/12/21)

### LSU (Jan. 23)

All-time games in Rupp Arena: 33  
UK record in Rupp vs. LSU: 27-6  
Last time in Rupp Arena: UK, 82-69 (1/23/21)

### Tennessee (Feb. 6)

All-time games in Rupp Arena: 45  
UK record in Rupp vs. UT: 38-7  
Last time in Rupp Arena: UT, 82-71 (2/6/21)

### Arkansas (Feb. 9)

All-time games in Rupp Arena: 17  
UK record in Rupp vs. UA: 13-4  
Last time in Rupp Arena: UA, 81-80 (2/9/21)

### Auburn (Feb. 13)

All-time games in Rupp Arena: 32  
UK record in Rupp vs. AU: 30-2  
Last time in Rupp Arena: UK, 82-80 (2/13/21)

### Texas A&M (Feb. 23)

All-time games in Rupp Arena: Six  
UK record in Rupp vs. TAMU: 4-2  
Last time in Rupp Arena: UK, 85-74 (1/8/19)

### Florida (Feb. 27)

All-time games in Rupp Arena: 45  
UK record in Rupp vs. UF: 36-9  
Last time in Rupp Arena: UF, 71-67 (2/27/21)

### South Carolina (March 6)

All-time games in Rupp Arena: 28  
UK record in Rupp vs. USC: 26-2  
Last time in Rupp Arena: UK, 92-64 (3/6/21)



# COACH CALIPARI

## UK vs. AP Ranked Foes Under Cal

Record: 64-38 (.627)

at No. 19 Tennessee	Feb. 20, 2021	W, 70-55
vs. No. 11 Tennessee	Feb. 6, 2021	L, 82-71
at No. 18 Missouri	Feb. 3, 2021	L, 75-70
at No. 9 Alabama	Jan. 26, 2021	L, 70-59
vs. No. 22 North Carolina (Cleveland)	Dec. 19, 2020	L, 75-63
vs. No. 7 Kansas (Indianapolis)	Dec. 1, 2020	L, 65-62
vs. No. 15 Auburn	Feb. 29, 2020	W, 73-66
at No. 17 Auburn	Feb. 1, 2020	L, 75-66
at No. 18 Texas Tech	Jan. 25, 2020	W, 78-76 <sup>OT</sup>
vs. No. 3 Louisville	Dec. 28, 2019	W, 78-70 <sup>OT</sup>
vs. No. 5 Ohio State (Las Vegas)	Dec. 21, 2019	L, 71-65
vs. No. 1 Michigan State (New York)	Nov. 5, 2019	W, 69-62
vs. No. 14 Auburn (NCAAT)	March 31, 2019	L, 77-71 <sup>OT</sup>
vs. No. 11 Houston (NCAAT)	March 29, 2019	W, 62-58
vs. No. 19 Wofford (NCAAT)	March 23, 2019	W, 62-56
vs. No. 8 Tennessee (SECT)	March 16, 2019	L, 82-78
at No. 7 Tennessee	March 2, 2019	L, 71-52
vs. No. 1 Tennessee	Feb. 16, 2019	W, 86-69
vs. No. 19 LSU	Feb. 13, 2019	L, 73-71
vs. No. 9 Kansas	Jan. 26, 2019	W, 71-63
vs. No. 22 Mississippi State	Jan. 22, 2019	W, 76-55
at No. 14 Auburn	Jan. 19, 2019	W, 82-80
vs. No. 9 North Carolina (Chicago)	Dec. 22, 2018	W, 80-72
vs. No. 4 Duke (Indianapolis)	Nov. 6, 2018	L, 118-84
vs. No. 13 Tennessee (SECT)	March 11, 2018	W, 77-72
at No. 10 Auburn	Feb. 14, 2018	L, 76-66
vs. No. 15 Tennessee	Feb. 6, 2018	L, 61-59
at No. 7 West Virginia	Jan. 27, 2018	W, 83-76
at No. 23 Tennessee	Jan. 6, 2018	L, 76-65
vs. No. 4 Kansas (Chicago)	Nov. 14, 2017	L, 65-61
vs. No. 6 North Carolina (NCAAT)	March 26, 2017	L, 75-73
vs. No. 8 UCLA (NCAA)	March 24, 2017	W, 86-75
vs. No. 19 Wichita State (NCAAT)	March 19, 2017	W, 65-62
vs. No. 13 Florida	Feb. 25, 2017	W, 76-66
at No. 24 Florida	Feb. 4, 2017	L, 88-66
vs. No. 2 Kansas	Jan. 28, 2017	L, 79-73
vs. No. 24 South Carolina	Jan. 21, 2017	W, 85-69
at No. 10 Louisville	Dec. 21, 2016	L, 73-70
vs. No. 7 North Carolina (Las Vegas)	Dec. 17, 2016	W, 103-100
vs. No. 11 UCLA	Dec. 3, 2016	L, 97-92
vs. No. 13 Michigan State (New York)	Nov. 15, 2016	W, 69-48
vs. No. 14 Indiana (NCAAT)	March 19, 2016	L, 73-67
vs. No. 17 Texas A&M (SECT)	March 13, 2016	W, 82-77
at No. 4 Kansas	Jan. 30, 2016	L, 90-84
vs. No. 16 Louisville	Dec. 27, 2015	W, 75-73
vs. No. 5 Duke (Chicago)	Nov. 17, 2015	W, 74-63
vs. No. 3 Wisconsin (NCAAT)	April 4, 2015	L, 71-64
vs. No. 8 Notre Dame (NCAAT)	March 28, 2015	W, 68-66
vs. No. 20 West Virginia (NCAAT)	March 26, 2015	W, 78-39
vs. No. 21 Arkansas (SECT)	March 15, 2015	W, 78-63
vs. No. 18 Arkansas	Feb. 28, 2015	W, 84-67
at No. 4 Louisville	Dec. 27, 2014	W, 58-50
vs. No. 21 North Carolina	Dec. 13, 2014	W, 84-70
vs. No. 6 Texas	Dec. 5, 2014	W, 63-51
vs. No. 5 Kansas (Indianapolis)	Nov. 18, 2014	W, 72-40
vs. No. 18 UConn (NCAAT)	April 7, 2014	L, 60-54
vs. No. 12 Wisconsin (NCAAT)	April 5, 2014	W, 74-73
vs. No. 7 Michigan (NCAAT)	March 30, 2014	W, 75-72
vs. No. 5 Louisville (NCAAT)	March 28, 2014	W, 74-69
vs. No. 2 Wichita State (NCAAT)	March 23, 2014	W, 78-76
vs. No. 1 Florida (SECT)	March 16, 2014	L, 61-60
at No. 1 Florida	March 8, 2014	L, 84-65
vs. No. 3 Florida	Feb. 15, 2014	L, 69-59
vs. No. 4 Louisville	Dec. 28, 2013	W, 73-66
at No. 18 North Carolina	Dec. 14, 2013	L, 82-77
vs. No. 20 Baylor (Dallas)	Dec. 6, 2013	L, 67-62
vs. No. 2 Michigan St. (Chicago)	Nov. 12, 2013	L, 78-74
vs. No. 11 Florida	March 9, 2013	W, 61-57
at No. 7 Florida	Feb. 12, 2013	L, 69-52
at No. 16 Ole Miss	Jan. 29, 2013	W, 87-74
at No. 4 Louisville	Dec. 29, 2012	W, 80-77
vs. No. 9 Duke (Atlanta)	Nov. 13, 2012	L, 75-68
vs. No. 6 Kansas (NCAAT)	April 2, 2012	W, 67-59
vs. No. 17 Louisville (NCAAT)	March 31, 2012	W, 69-61
vs. No. 9 Baylor (NCAAT)	March 25, 2012	W, 82-70
vs. No. 16 Indiana (NCAAT)	March 23, 2012	W, 87-71
vs. No. 22 Florida (SECT)	March 10, 2012	W, 74-71
at No. 16 Florida	March 4, 2012	W, 74-59
vs. No. 8 Florida	Feb. 7, 2012	W, 78-58
vs. No. 4 Louisville	Dec. 31, 2011	W, 69-62
vs. No. 5 North Carolina	Dec. 3, 2011	W, 73-72
vs. No. 12 Kansas (New York)	Nov. 15, 2011	W, 75-65
vs. No. 9 UConn (NCAAT)	April 2, 2011	L, 56-55
vs. No. 7 North Carolina (NCAAT)	March 27, 2011	W, 76-69
vs. No. 1 Ohio State (NCAAT)	March 25, 2011	W, 62-60
vs. No. 22 West Virginia (NCAAT)	March 19, 2011	W, 71-63
vs. No. 12 Florida (SECT)	March 13, 2011	W, 70-54
vs. No. 21 Vanderbilt	March 1, 2011	W, 68-66
vs. No. 13 Florida	Feb. 26, 2011	W, 76-68
at No. 21 Vanderbilt	Feb. 12, 2011	L, 81-77
at No. 22 Louisville	Dec. 31, 2010	W, 78-63
vs. No. 23 Notre Dame (Louisville)	Dec. 8, 2010	W, 72-58
vs. No. 13 Washington (Mauai)	Nov. 23, 2010	W, 74-67
vs. No. 6 West Virginia (NCAAT)	March 27, 2010	L, 73-66
vs. No. 15 Tennessee (SECT)	March 13, 2010	W, 74-45
at No. 19 Tennessee	Feb. 27, 2010	L, 74-65
at No. 17 Vanderbilt	Feb. 20, 2010	W, 58-56
vs. No. 12 Tennessee	Feb. 13, 2010	W, 73-62
vs. No. 25 Ole Miss	Feb. 2, 2010	W, 85-75
vs. No. 21 Vanderbilt	Jan. 30, 2010	W, 85-72
vs. No. 14 UConn (New York)	Dec. 9, 2009	W, 64-61
vs. No. 10 North Carolina	Dec. 5, 2009	W, 68-66

### Calipari's Record at UK vs. AP Top 25 ...

vs. No. 1	3-2	vs. Top 25	64-38
vs. Top 3	5-6	Home	22-6
vs. Top 5	12-11	Away	9-15
vs. Top 10	25-22	Neutral	33-17
vs. Top 15	40-27	SEC Tourney	5-2
vs. Top 20	53-34	NCAA Tourney	17-7

## Calipari Named 2020 SEC, USBWA District IV, NABC District 20 Coach of the Year

Unflinching to early growing pains when his team stumbled out of the gate and resolute in his belief in his players and the annual process of preparing young teams for March, John Calipari was recognized for another stellar coaching job in 2019-20 by winning Southeastern Conference Coach of the Year, U.S. Basketball Writers Association District IV Coach of the Year and National Association of Basketball Coaches District 20 Coach of the Year honors.

It was Calipari's fourth SEC Coach of the Year award at Kentucky and his 10th conference coach of the year honors in 28 seasons as a college head coach.

Calipari was also a semifinalist for the Naismith Coach of the Year for a second consecutive season. He is one of just two coaches to win the Naismith Coach of the Year three times (Duke's Mike Krzyzewski is the other).

Calipari guided the Wildcats to a 25-6 regular season in 2019-20 that included a 15-3 league record, an SEC regular-season championship, an 8-2 record on the road and a top-10 national ranking.

## Calipari Ahead of the Pack at Kentucky

Through 11-plus seasons at Kentucky, John Calipari's time in Lexington has been every bit as successful -- and more -- as fans hoped it would when he agreed to become the head coach at Kentucky in the spring of 2009.

By just about every measure, he's the most successful coach in college basketball during the last decade. Among schools who have been to at least two Elite Eights and a Final Four since 2009-10, Calipari ranks (entering 2020-21):

- First in NCAA Tournament wins (31)
- First in Final Four appearances (four)
- First in Elite Eight appearances (seven)
- First in Sweet 16 appearances (eight)
- Second in league tournament titles (six)
- Third in wins (330)
- Third in regular-season conference titles (six)
- Fourth in NCAA titles (one)

## Calipari Named Coach of the Decade

Underscored by more victories than any other coach or program in his first 10 seasons at the helm at Kentucky, more Final Four appearances, a record number of NBA Draft picks, and the 2012 national championship, John Calipari was named the College Basketball Coach of the Decade by Sporting News in January 2020.

In a piece penned by national writer Mike DeCourcy, Sporting News credited Calipari for changing the college basketball landscape. Detailing Calipari's success -- what DeCourcy described as a "college basketball revolution" -- DeCourcy wrote that "no one defined the 2010s in the same way as Calipari ... nor achieved the same degree of consistent success."

In an era where kids can enter the NBA Draft at 19 years old, Calipari masterfully balances the priority of players' long-term professional dreams with individual and team development, leading to on-court success that no other team has matched.

"I knew we were going to make the program -- and I said it at the press conference -- it was going to be a players-first program," Calipari told Sporting News. "We were going to make decisions based on them and their needs. And it's not just about the name on the front. It'll be about the name on the back. That's how we're going to do this."

## First-Ballot Hall of Famer

Kentucky men's basketball coach John Calipari joined basketball's fraternity of legends in September 2015 after being elected to the Naismith Memorial Basketball Hall of Fame on the first ballot.

Calipari joined an elite group of basketball players and coaches in the Naismith Hall of Fame, considered to be one of the ultimate honors in the sport. The Class of 2015 included Calipari, Dick Bevetta, Wildcat Louie Dampier, Lindsay Gaze, Tom Heinsohn, John Isaacs, Spencer Haywood, Lisa Leslie, Dikembe Mutombo, George Raveling and JoJo White.

## Moving Up the Kentucky Career Wins, Games Coached List

With an 80-53 victory vs. Auburn on Feb. 23, 2019, John Calipari moved past Joe B. Hall for the second-most wins in program history. Calipari trails only the legendary Adolph Rupp (876 wins) for the most wins at UK and earned win No. 300 at Ole Miss on March 5, 2019. When Calipari tied Hall with his 297th win at Missouri on Feb. 19, 2019, he did so 32 games faster than Hall and just two games slower than Rupp.

Although he's still climbing the charts, he's doing it nearly as fast as anyone else in NCAA history. With the aforementioned win over Ole Miss, Calipari became the fourth-fastest coach to 300 wins (369 games) at one program in NCAA history. Only Bill Self (358 games at Kansas), Claire Bee (359 games at Long Island) and Rupp (366 at UK) got there faster.

Calipari also passed Hall for the second-most coached games at UK. Hall's 13-year career with the Wildcats ended with his 397th game. Calipari and Kentucky's win over Mississippi State on Feb. 4, 2020, marked his 398th career game at the UK helm. Rupp is first in games coached with a 41-season tenure spanning 1,066 career games.

## Calipari Coaches in 1,000th Career Game

The Jan. 2 game at Mississippi State marked the 1,000th career game coached for John Calipari. He was 777-223 (77.7%) after his 1,000th game with stops at Kentucky, Memphis and UMass. He's in his 12th season at Kentucky, the longest stop of what is now his 29th season as a college head coach.

Calipari remains the only coach in NCAA history with at least 189 victories at three different schools and is the second-winningest coach in school history. Only two Division I coaches posted more wins through their first 1,000 career games than Calipari.

### Most Wins Through First 1,000 Games

Adolph Rupp	- 824
Roy Williams	- 790
John Calipari	- 777
Dean Smith	- 776





# COACH CALIPARI

SEC regular-season crown in 2020. That trails only Mark Few of Gonzaga (36 titles) among all active coaches. All-time, Calipari trails only the great Adolph Rupp (41) and Few.

## 30 is the new 20

After defeating Ole Miss 67-62 on Feb. 15, 2020, John Calipari secured his 26th consecutive on-court 20-win season. He leads all active coaches with that streak, ahead of Mike Krzyzewski (24 reached last season), Bill Self (22 reached last season) and Mark Few (22 reached this season).

With a Sweet 16 win over Houston in the 2019 NCAA Tournament, Calipari and the Cats clinched a 30-win season for the fifth time as UK's head coach. Calipari has 11 seasons with 30 or more on-court wins. Only Krzyzewski (15) and Roy Williams (12) have more 30-win seasons as an active head coach. Calipari is the first coach in NCAA Division I history to record five straight on-court 30-win seasons, notching 30 wins in consecutive seasons from 2005-06 to 2009-10.

## There's No Place Like Home

Since his 1991-92 season at UMass, John Calipari-coached teams have posted a 398-38 (91.3%) record at home. At UK, Coach Cal is 188-17 (91.7%) in Rupp Arena.

In five of Calipari's 12 seasons at Kentucky, the Wildcats have posted an undefeated record at home, including a school-record 19-0 mark during the 2014-15 season.

Calipari owns both of UK's longest winning streaks in the arena. He began his career at UK with a 54-game winning streak at Rupp Arena. It was the longest winning streak since the arena opened in 1976. With a win over Georgia on Feb. 9, 2016, he secured the second-longest streak in the storied building at 34 games (which ended at 42).

Coach	Streak (Yrs)
1. John Calipari	54 (2010-13)
2. John Calipari	42 (2014-17)
3. Rick Pitino	33 (1992-94)
4. Joe B. Hall	30 (1981-82)
5. Rick Pitino	27 (1995-97)

## Life Away From Home Isn't So Bad Either

As good as John Calipari's team's have been at home, they're pretty good in hostile environments on the road. Dating back to the 2005-06 season, Calipari has recorded a 112-53 (67.9%) record on the road. At neutral-site venues, Kentucky is 79-26 (75.2%) under Calipari.

## Calipari at No. 1

John Calipari is one of just two coaches (Frank McGuire) to lead three programs to a No. 1 ranking. Calipari has led seven of his 12 UK teams to the No. 1 ranking and eight of his last 14 teams to the top (he's done it 10 times overall). When Coach Cal's teams are at the top, they're difficult to knock off:

- Calipari is 110-13 (.894) as the top-ranked Associated Press Top 25 coach in the country
- He's 69-8 (.896) when his team is atop the AP Top 25 as UK's head coach
- Calipari tallied a 32-4 mark at UMass at No. 1 and he was 9-1 at Memphis
- He (110) trails only Duke's Mike Krzyzewski (219) in active coaches with victories at No. 1
- Calipari has coached 123 career games as a No. 1 team, fourth most in NCAA history, trailing Krzyzewski (254), John Wooden (228) and Adolph Rupp (127)
- Among coaches who have owned a No. 1 ranking in at least 119 games, Calipari's winning percentage of .894 trails only Wooden (.952) and is ahead of active coach Krzyzewski (.862)
- Calipari is 6-4 vs. the AP top-ranked team in the land, including 3-2 at UK after defeating Michigan State in 2019-20
- According to ESPN, his .600 winning percentage against AP top-ranked teams is the best for any head coach

## The Success Rate

John Calipari has graduated 100% of the players (20 of 20) who have been eligible to receive their diploma by the end of their senior years and exhausted their athletic eligibility. Of that group, Brad Calipari, Patrick Patterson, Jarrod Polson and Alex Poythress completed their degrees in three years.

In the NCAA's Academic Progress Rate, which measures eligibility, retention and graduation, Kentucky has posted a single-year Academic Progress Rate of 977 or higher in every season under Calipari, including a perfect 1,000 in six of the last seven single-year reports. UK's four-year composite score in the most recent report, which was released in May 2020, was a 994 out of 1,000, earning the team an NCAA academic award for the sixth year in a row for finishing in the top 10% of Division I men's basketball programs. The Wildcats posted a 3.122 grade-point average in the 2020 fall term.

## Dream Maker

As someone who prides himself on helping young men reach their dreams, John Calipari has helped 52 players earn selection in the NBA Draft during his college coaching career, including 41 in his first 11 seasons at UK, more than any other coach.

- Four No. 1 overall selections (Derrick Rose, John Wall, Anthony Davis and Karl-Anthony Towns) during the nine drafts from 2008 to 2016. No other coach has more than three No. 1 picks
- In 2010, five of his UK players were selected in the first round for the first time in NBA history
- His six players in the 2012 and 2015 NBA drafts are the most in the two-round era
- Churned out 41 NBA Draft picks, 31 first-rounders (more than the entire Big Ten during the same time span), three No. 1 selections, seven top-five picks and 21 lottery picks at Kentucky
- Of the 66 players who have finished their college careers at Kentucky under Calipari (through the 2019-20 season), 41 have been selected in the NBA Draft, a 62.1% success rate. Another six of those made the NBA, and the majority of the rest were walk-ons
- Of the 28 players at UK who have declared for the NBA Draft after their freshman seasons, 26 have been first-round picks. All previous players have played game in the NBA. He is 30 for 32 when including his players from Memphis
- Only coach to produce the top two picks in the same draft (2012 - Anthony Davis and Michael Kidd-Gilchrist)
- Produced a top-10 pick in 12 straight drafts from 2008-19, the only school to do so during that time period

## Recruiting Trail

The Wildcats have signed more top-25 players under John Calipari's leadership than any other school. Nearly a quarter of all Rivals' top-10 prospects nationally over the past 12 classes have signed with Coach Cal and the Cats. The following list does not include transfers (freshman signees only).

PLAYER (YEAR)	ESPN	RIVALS	247	MCD	JB
Daimion Collins ('21)	24	10	19		Y
Nolan Hickman ('21)	61	52	30		Y
Bryce Hopkins ('21)	32	30	39		
Devin Askew ('20)	26	33	37		Y
Brandon Boston Jr. ('20)	7	5	6		Y Y
Terrence Clarke ('20)	10	8	10		Y Y
Cam'Ron Fletcher ('20)	61	49	80		
Isaiah Jackson ('20)	34	28	34		Y
Lance Ware ('20)	46	36	43		
Kareem Watkins ('20)	NR@	NR@	NR@		
Dontaie Allen ('19)	NR	68	98		
Keion Brooks Jr. ('19)	36	29	14		Y
Brennan Canada ('19)	NR@	NR@	NR@		
Johnny Juzang ('19)	30	34	31		
Tyrese Maxey ('19)	13	10	10		Y Y
Kahlil Whitney ('19)	12	14	11		Y Y
Ashton Hagans ('18)	20	13	12		
Tyler Herro ('18)	30	36	38		Y
Keldon Johnson ('18)	7	15	18		Y Y
EJ Montgomery ('18)	14	11	6		Y
Zan Payne ('18)	NR	NR	NR		
Immanuel Quickley ('18)	25	22	19		Y
Jemarl Baker Jr. ('17)	66	82	90		
Hamidou Diallo ('17)	11~	10~	11		
Shai Gilgeous-Alexander ('17)	35	34	20		
Quade Green ('17)	24	22	33		Y Y
Kevin Knox ('17)	10	10	18		Y Y
Nick Richards ('17)	17	17	15		Y Y
Jarrod Vanderbilt ('17)	19	14	12		Y Y
PJ Washington ('17)	12	15	9		Y Y
Bam Adebayo ('16)	5	7	12		Y Y
Brad Calipari ('16)	NR	NR	NR		
De'Aaron Fox ('16)	6	6	6		Y Y
Wenyen Gabriel ('16)	14	13	14		Y
Sacha Killeya-Jones ('16)	24	24	25		Y
Malik Monk ('16)	9	9	10		Y Y
Tai Wynyard ('16)	NR	NR	NR		
Isaiah Briscoe ('15)	13	10	16		Y Y
Jonny David ('15)	NR@	NR@	NR@		
Isaac Humphries ('15)	49	NR^	62		
Skal Labissiere ('15)	2	1	2		Y
Charles Matthews ('15)	42	48	74		Y
Jamal Murray ('15)	NA^	9	10		
Devin Booker ('14)	18	29	22		Y Y
Trey Lyles ('14)	6	13	17		Y Y
Karl-Anthony Towns ('14)	9	5	2		Y Y
Tyler Ulis ('14)	25	21	20		Y Y
EJ Floreal ('13)	NR@	NR@	NR@		
Aaron Harrison ('13)	9	7	5		Y Y
Andrew Harrison ('13)	5	5	3		Y Y
Dominique Hawkins ('13)	NR	NR	151		
Dakari Johnson ('13)	7	9	8		Y Y
Marcus Lee ('13)	25	19	14		Y Y
Julius Randle ('13)	3	2	2		Y Y
Derek Willis ('13)	NR	115	58		
James Young ('13)	8	11	10		Y Y
Archie Goodwin ('12)	15	14	18		Y Y
Willie Cauley-Stein ('12)	40	40	47		
Nerlens Noel ('12)	1	2	1		Y
Alex Poythress ('12)	13	8	7		Y Y
Anthony Davis ('11)	1	2	1		Y Y
Michael Kidd-Gilchrist ('11)	4	3	2		Y Y
Sam Malone ('11)	NR@	NR@	NR@		
Brian Long ('11)	NR@	NR@	NR@		
Marquis Teague ('11)	8	5	6		Y Y
Kyle Wiltjer ('11)	19	22	21		Y Y
Terrence Jones ('10)	9	13	8*		Y Y
Enes Kanter ('10)	25	3	3*		
Brandon Knight ('10)	4	6	6*		Y Y
Doron Lamb ('10)	29	21	28*		Y Y
Jarrod Polson ('10)	NR@	NR@	NR*@		
Stacey Poole, Jr. ('10)	51	33	67*		
Eric Bledsoe ('09)	NR	23	37*		
DeMarcus Cousins ('09)	4	2	3*		Y Y
Jon Hood ('09)	92	40	46*		
Daniel Orton ('09)	13	22	17*		Y
John Wall ('09)	5	1	2*		Y

Top-10 Players	23	26	25	
Top-25 Players	45	47	47	
Top-50 Players	57	61	60	
McDonald's All-Americans				39
Jordan Brand Classic All-Americans				44

\* Scout.com ranking | ~ final ranking in the 2017 class before early enrollment | ^ reclassified after final rankings were released @ originally joined team as walk-on



# COACH CALIPARI

- Eight of his former players have been named NBA All-Stars (26 total and all since 2010), five have been tabbed All-NBA, three have been named NBA Rookie of the Year, and 14 players from Calipari's first 10 teams at Kentucky have made the NBA All-Rookie teams. Derrick Rose was named NBA MVP in 2011 and Anthony Davis won NBA All-Star MVP honors in 2017

## Developing Talent

John Calipari hasn't just signed the best talent in the country while he's been at Kentucky; he's been the best at developing that talent and getting it ready for the next level.

Of the 39 top-25 Rivals.com players Kentucky has signed who have completed their college eligibility at UK, 33 were drafted and 26 were selected in the first round. But that's only half the story. Calipari's players don't just make it to the pros; they're better prepared than anyone else. The proof is in the numbers.

Entering the 2020-21 NBA season, Calipari's NBA pros had amassed nearly \$3 billion in career NBA contracts, which doesn't include endorsement deals and overseas contracts. Of his UK players in the NBA, they have nearly \$2.6 billion in career contracts.

There's more: Of UK's 21 lottery picks in the Calipari era, 16 have earned second contracts in the NBA with nine of them cashing in on max contracts. Of the four who haven't earned second contracts, all have been drafted in the last five years and still on their rookie deal. Over the last 11 years, there have been 27 lottery picks who earned max contracts in the NBA. Nine of them attended Kentucky.

## Double-Digit Win Streaks

John Calipari's teams have posted 19 streaks of 10 or more wins at Kentucky, Memphis and UMass, including seven at UK. They have won 15 or more straight games nine times, 20 or more six times, 25 or more five times, and 30 or more one time. Of course, the most famous streak was the 38-0 start during the 2014-15 season.

1. 38 Kentucky, 2014-15	6. 24 Kentucky, 2011-12	T10. 14 UMass, 1991-92	T16. 10 Kentucky, 2018-19
2. 27 Memphis, 2008-09	7. 19 Kentucky, 2009-10	T12. 12 Memphis, 2007-08	T16. 10 Kentucky, 2010-11
T3. 26 Memphis, 2007-08	8. 16 UMass, 1994-95	T12. 12 Memphis, 2002-03	T16. 10 Memphis, 2001-02
T3. 26 UMass, 1995-96	9. 15 Memphis, 2005-06	T12. 12 UMass, 1992-93	T16. 10 UMass, 1993-94
5. 25 Memphis, 2006-07	T10. 14 Kentucky, 2016-17	15. 11 Memphis, 2003-04	

## Calipari Knows Defense

Defense has always been a staple of John Calipari-coached teams. Dating back to complete NCAA records beginning in 2001-02, Calipari's teams have been among national leaders in several critical defensive categories. Rankings are through games on March 6.

Year	FG% Def.	3PT FG% Def.	Rebound Margin	Scoring Margin	Blocks
2001-02 (UM)	13th (39.5)	N/A (29.3)	11th (+6.6)	15th (+11.2)	54th (4.4)
2002-03 (UM)	28th (40.6)	N/A (29.3)	44th (+4.1)	32nd (+8.0)	26th (5.1)
2003-04 (UM)	34th (40.5)	N/A (35.8)	58th (+3.4)	48th (+7.1)	20th (5.0)
2004-05 (UM)	<b>4th (38.4)</b>	N/A (32.7)	75th (+2.9)	62nd (+5.9)	13th (5.4)
2005-06 (UM)	<b>2nd (38.0)</b>	N/A (30.3)	<b>9th (+6.7)</b>	<b>5th (+14.6)</b>	<b>8th (6.4)</b>
2006-07 (UM)	12th (39.0)	N/A (31.3)	28th (+5.3)	<b>5th (+5.8)</b>	12th (5.9)
2007-08 (UM)	12th (39.1)	N/A (30.2)	16th (+6.2)	<b>2nd (+18.0)</b>	<b>8th (6.1)</b>
2008-09 (UM)	<b>1st (37.1)</b>	<b>10th (30.0)</b>	19th (+6.1)	<b>2nd (+16.3)</b>	<b>7th (6.0)</b>
2009-10 (UK)	<b>3rd (37.8)</b>	47th (31.3)	<b>4th (+8.1)</b>	<b>6th (+14.3)</b>	<b>4th (7.2)</b>
2010-11 (UK)	15th (39.4)	59th (32.4)	60th (+3.6)	13th (+11.4)	<b>3rd (6.3)</b>
2011-12 (UK)	<b>1st (37.4)</b>	67th (31.8)	12th (+6.8)	<b>1st (+16.8)</b>	<b>1st (8.6)</b>
2012-13 (UK)	30th (39.2)	104th (32.4)	48th (+4.3)	48th (+8.2)	<b>3rd (6.6)</b>
2013-14 (UK)	59th (41.1)	67th (32.2)	<b>2nd (+9.4)</b>	43rd (+8.2)	13th (5.9)
2014-15 (UK)	<b>1st (35.4)</b>	<b>3rd (27.1)</b>	15th (+6.8)	<b>1st (+20.1)</b>	<b>2nd (6.9)</b>
2015-16 (UK)	24th (39.7)	75th (32.6)	39th (+5.2)	17th (+11.4)	<b>6th (5.8)</b>
2016-17 (UK)	98th (42.4)	12th (30.6)	39th (+4.7)	<b>9th (+13.4)</b>	15th (5.3)
2017-18 (UK)	14th (40.4)	<b>4th (30.1)</b>	40th (+5.1)	68th (+6.5)	31st (4.8)
2018-19 (UK)	19th (40.0)	189th (34.3)	<b>4th (+9.4)</b>	21st (+11.1)	21st (4.8)
2019-20 (UK)	20th (39.4)	58th (30.7)	58th (+4.2)	40th (+8.3)	17th (4.9)
2020-21 (UK)	52nd (41.0)	59th (31.3)	107th (+2.6)	199th (+0.3)	<b>1st (6.1)</b>

## Calipari Nearly Perfect vs. Former Assistants

John Calipari has made it known that he doesn't enjoy coaching against friends. That hasn't stopped him from winning anyway. Calipari is 17-1 all-time when coaching against former assistants. He suffered his first and only loss to a former assistant against former Memphis assistant Josh Pastner, now the head coach of Georgia Tech, on Dec. 6, 2020.

Orlando Antigua - 1-0    Tony Barbee - 8-0    Bruiser Flint - 2-0    Derek Kellogg - 1-0    Chuck Martin - 2-0    Josh Pastner - 1-1    Steve Roccaforte - 2-0

## #LaFamilia NBA Awards

<b>NBA Player of the Year</b> Derrick Rose	2011	PJ Washington (2nd) Shai Gilgeous-Alexander (2nd) Jamal Murray (2nd)	2020 2019 2017	Marcus Camby (2nd) Marcus Camby (2nd)	2006 2005	Derrick Rose Derrick Rose	2011 2010
<b>NBA Rookie of the Year</b> Karl-Anthony Towns Tyreke Evans Derrick Rose	2016 2010 2009	Karl-Anthony Towns (1st) Devin Booker (1st) Willie Cauley-Stein (2nd) Nerlens Noel (1st) Anthony Davis (1st)	2016 2016 2016 2015 2013	<b>NBA All-Star Team</b> Devin Booker Anthony Davis Julius Randle Bam Adebayo	2021 2021 2021 2020	<b>All-Star Game MVP</b> Anthony Davis  <b>Rising Stars Challenge MVP</b> Jamal Murray John Wall Tyreke Evans	2017 2017 2011 2010
<b>NBA Defensive Player of the Year</b> Marcus Camby	2007	Michael Kidd-Gilchrist (2nd) Brandon Knight (1st) DeMarcus Cousins (1st) John Wall (1st)	2013 2012 2011 2011	Anthony Davis Karl-Anthony Towns DeMarcus Cousins Anthony Davis Karl-Anthony Towns John Wall	2020 2020 2019 2019	<b>Slam Dunk Contest Winner</b> Hamidou Diallo John Wall	2019 2014
<b>NBA Cares Community Assist Award</b> DeMarcus Cousins John Wall	2017 2016	Eric Bledsoe (2nd) Tyreke Evans (1st) Derrick Rose (1st) Marcus Camby (1st)	2011 2010 2010 1997	John Wall DeMarcus Cousins Anthony Davis Karl-Anthony Towns John Wall DeMarcus Cousins Anthony Davis John Wall	2018 2018 2018 2018 2018 2017 2017	<b>3-Point Contest Winner</b> Devin Booker	2019 2014
<b>All-NBA Team</b> Anthony Davis (1st) Anthony Davis (1st) Karl-Anthony Towns (3rd) Anthony Davis (1st) John Wall (3rd) DeMarcus Cousins (2nd) Anthony Davis (1st) DeMarcus Cousins (2nd) Derrick Rose (1st) Derrick Rose (1st)	2020 2018 2018 2017 2017 2016 2015 2015 2012 2011	<b>All-NBA Defensive Team</b> Bam Adebayo (2nd) Anthony Davis (1st) Eric Bledsoe (2nd) Eric Bledsoe (1st) Anthony Davis (1st) Anthony Davis (2nd) Anthony Davis (2nd) John Wall (2nd) Marcus Camby (1st) Marcus Camby (1st)	2020 2020 2020 2019 2018 2017 2015 2015 2008 2007	John Wall DeMarcus Cousins Anthony Davis John Wall DeMarcus Cousins Anthony Davis John Wall Anthony Davis John Wall Derrick Rose	2016 2020 2016 2016 2016 2015 2015 2014 2014 2012	<b>Skills Challenge Winner</b> Bam Adebayo Karl-Anthony Towns	2020 2016
<b>All-NBA Rookie Team</b> Tyler Herro (2nd)	2020						





# COACH CALIPARI

A “players-first” coach with a penchant for helping people reach their dreams, John Calipari, a Naismith Memorial Basketball Hall of Famer, has guided six teams to the Final Four, led one to a national championship and helped 52 players earn selection in the NBA Draft during his 28-year college coaching career.

Calipari guided Kentucky to its eighth national championship and his first national title in 2012. In becoming only the second coach in NCAA history to lead three different schools to the Final Four, he has racked up nearly 800 on-court victories, 20 NCAA Tournament on-court appearances, six Final Fours and numerous national coach of the year honors.

From UMass to Memphis and now Kentucky, Calipari’s career has been successful throughout, but his most recent run in Lexington has been the best stretch of his career. During Calipari’s first 11 seasons at UK, he’s led all coaches in NCAA Tournament wins (31), Final Fours (four), Elite Eights (seven) and Sweet 16s (eight). He’s in the top three in total wins (330) in that time span.

In 2015, Coach Cal led college basketball’s first ever 38-0 team, and became one of just three coaches to make four Final Fours in a five-year span. At the end of the season, Calipari became the 96th coach to join the Naismith Memorial Basketball Hall of Fame.

While building a program out of obscurity at Massachusetts, laying the foundation at Memphis and restoring luster at the sport’s greatest program at Kentucky, he totaled the second-most wins in NCAA history in the first 20 years of a college coaching career.

Quite honestly, though, Calipari’s on-court success overshadows a much more significant picture.

In his goal to lead a players-first program, he has helped more than 50 young men realize their dreams and reach the NBA level with 52 players earning NBA Draft selections, including a record five first-round draft picks in 2010. Two years later, six Wildcats heard their names called at the 2012 draft, the most in the two-round draft era. UK, with Calipari’s help, would tie those six picks again in 2015, including a record-tying four lottery selections. His four No. 1 overall picks are more than any other coach, and he’s had 41 players drafted during his first 11 years at Kentucky, including 31 first-round picks, more than the entire Big Ten combined in that time span.

Calipari’s players have entered the league NBA-ready. His players have garnered 26 All-Star selections -- all since 2010 -- with Anthony Davis winning the game’s MVP honor in 2017. Derrick Rose was named NBA MVP in 2011. Five of his players have been tabbed All-NBA, three have been named NBA Rookie of the Year, and 14 players from Calipari’s first 10 teams at Kentucky have made the NBA All-Rookie teams.

Much like he did at UMass, where his players graduated at nearly 80%, Calipari has stressed academics. Fifteen of his last 18 seniors at Memphis earned their bachelor’s degrees, and all 18 players at UK who were eligible to graduate by the end of their senior years walked away with a diploma in hand, including four players who earned their degree in just three years. Calipari’s teams routinely have posted a combined team grade-point average of 3.0 or better.

Calipari has raised millions of dollars to help the lives of those in need in the Commonwealth and beyond. He has had a particular passion to assist those impacted by natural disasters. For instance, in 2010, he used a telethon to raise more than \$1 million for victims of the devastating earthquake in Haiti. He followed that up with telethons in 2012, raising \$1 million for victims of Superstorm Sandy, and in 2017, for victims of Hurricane Harvey.

Calipari launched his foundation in 2012, and since then the foundation has worked with several key partners and donated more than \$1.5 million, a figure that does not include matching funds that have been contributed from individuals and corporations. In 2013, Calipari initiated hosting an annual alumni weekend around his basketball fantasy experience with the intent to raise money for charity. After generating \$350,000 for selected organizations and charities during the inaugural game, the weekend has generated millions of dollars for charity since its inception.

In 2019, when federal workers were without pay due to a government shutdown, he, his wife and his foundation assisted workers with financial help and grocery gift cards. He and his wife, Ellen, teamed up with Fayette County Public Schools to help families in need during the COVID-19 pandemic.

His latest efforts include spearheading the creation of the John McLendon Minority Leadership Initiative, a nationwide coach-driven initiative to provide minorities a jump-start to their careers through practical experiences, opportunities to build their network and instilling the values of John McLendon: integrity, education, leadership and mentorship. Participants in the initiative will be known as MLI Future Leaders.

In 2017, Coach Cal was named the head coach of the 2017 USA Basketball Men’s U19 World Cup Team, which finished third at the 2017 FIBA U19 World Cup in Cairo.

Author of five books, including the New York Times Best Seller “Players First: Coaching from the Inside Out,” Calipari is a master of communication and maximizing talent. He lives by the motto that “it’s never a matter of how far you have fallen, but instead it’s about how high you bounce back.”



## BIOGRAPHICAL INFORMATION

**Date of Birth:** Feb. 10, 1959 | **Wife:** Ellen  
**Children:** Erin, Megan, Brad

**Education**  
Clarion State (1982)

**Head Coaching Experience**  
University of Massachusetts (1989-96)  
New Jersey Nets (NBA) (1997-99)  
University of Memphis (2001-09)  
University of Kentucky (2010-present)

## COACHING AWARDS

- NABC District 20 Coach of the Year
- USBWA District IV Coach of the Year
- 2020 SEC Coach of the Year (Coaches)
- 2019 *The Sporting News* Coach of the Decade
- 2018 Naismith Hall of Fame 'Service Above Self' Honoree
- 2018 NABC Metropolitan Award
- 2015 Naismith Memorial Basketball Hall of Fame Inductee
- 2015 AP National Coach of the Year
- 2015 Naismith National Coach of the Year
- 2015 NABC National Coach of the Year
- 2015 *The Sporting News* National Coach of the Year
- 2015 Adolph Rupp National Coach of the Year
- 2015 SEC Coach of the Year (AP/Coaches)
- 2015 USBWA District IV Coach of the Year
- 2012 Nell & John Wooden Coach of the Year Leadership Award
- 2012 Naismith National Coach of the Year Finalist
- 2012 SEC Coach of the Year (AP/Coaches)
- 2010 Adolph Rupp National Coach of the Year
- 2010 Naismith National Coach of the Year Finalist
- 2010 SEC Coach of the Year (AP)
- 2010 *Sporting News* SEC Coach of the Year
- 2010 Yahoo! Sports SEC Coach of the Year
- 2010 USBWA District IV Coach of the Year
- 2009 NABC National Co-Coach of the Year
- 2009 *Sports Illustrated* National Coach of the Year
- 2009 Phelan National Coach of the Year
- 2009 Iba National Coach of the Year Finalist
- 2009 C-USA Coach of the Year
- 2008 Naismith National Coach of the Year
- 2008 C-USA Coach of the Year
- 2008 Iba National Coach of the Year Finalist
- 2008 Phelan National Coach of the Year Finalist
- 2007 Phelan National Coach of the Year Finalist
- 2007 USBWA District IV Coach of the Year
- 2007 *Basketball Times* South Region Coach of the Year
- 2006 C-USA Coach of the Year
- 2004 NABC District 7 Coach of the Year
- 1996 Naismith National Coach of the Year
- 1996 NABC National Coach of the Year
- 1996 *The Sporting News* National Coach of the Year
- 1996 Atlantic 10 Coach of the Year
- 1995 Naismith National Coach of the Year Finalist
- 1994 Naismith National Coach of the Year Finalist
- 1994 Atlantic 10 Coach of the Year
- 1993 USBWA District I Coach of the Year
- 1993 Atlantic 10 Coach of the Year
- 1992 Eastern Basketball Coach of the Year



# COACH CALIPARI

## NCAA DIVISION I ACTIVE WINNINGEST COACHES

(On-court by percentage - min. 10 yrs. at Division I level)

NO.	COACH/TEAM	YRS.	PCT.
1.	Mark Few/Gonzaga	21	.828
2.	<b>John Calipari/Kentucky</b>	<b>28</b>	<b>.781</b>
3.	Roy Williams/UNC	32	.778
4.	Mike Krzyzewski/Duke	45	.768
	Bill Self/Kansas	27	.768

\*numbers at the conclusion of the 2019-20 season

## SINCE 2005-06 ...

Since the 2005-06 season, John Calipari's on-court record ranks him as the winningest coach. Totals through games on March 6.

COACH	RECORD
1. <b>John Calipari</b>	<b>476-106</b>
2. Bill Self	473-101
3. Mark Few	464-87
4. Mike Krzyzewski	447-115
5. Roy Williams	431-145

## MISCELLANEOUS ON-COURT RECORDS

Overall On-Court Record: ..... 784-232 (.772)  
 March/April Record: ..... 165-49 (.771)  
 NCAAT Record: ..... 56-19 (.747)  
 Record in Conference Games: ..... 367-116 (.760)  
 Record in Conference Tournament: ..... 57-12 (.826)

- Calipari owns the NCAA's most single-season wins with 38, tying his own record (Memphis in '08 and UK in '12) in 2015 with 38 wins. He owns the most single-season wins at UMass, Memphis and UK
- Calipari is the winningest coach in NCAA Division I history for a five-year span with 173 victories (2008-12)
- Calipari is the first coach in NCAA Division I history to record five straight on-court 30-win seasons. Memphis hit the 30-win plateau from 2006-09
- Calipari is one of only two coaches (Rick Pitino) to lead three different schools to a Final Four
- Calipari is one of only three coaches (John Wooden, Mike Krzyzewski) to go to four Final Fours in five seasons
- Calipari has advanced to the Sweet 16 in 12 of the last 14 NCAA Tournaments and the Elite Eight in 10 of the last 14
- Calipari started with a 54-0 record in Rupp Arena as head coach of the Wildcats
- Calipari has helped 41 players earn selection in the NBA Draft (31 first-round picks) over the last 11 seasons
- Calipari has more wins (327) in a 10-year period (2006-15) than any other coach in college basketball history
- Calipari is the fourth-fastest NCAA Division I men's basketball coach to reach 300 victories at a single school
- Calipari's 31 combined regular season and tournament league titles trail only Mark Few (36) of Gonzaga for the most among active coaches
- Calipari became the fourth-fastest coach to 700 on-court wins, behind Adolph Rupp, Jerry Tarkanian and Roy Williams
- Calipari has the second-most wins in school history, behind only Adolph Rupp
- Calipari's 31 NCAA Tournament wins are the most in school history. Rupp had 30

## CAL IN CONFERENCE

SEC COACHES	CONFERENCE	Tournament	Conference
	CHAMPIONSHIPS	Championships	Coach of the Year
Nate Oats, Alabama	3	3	4
Eric Musselman, Arkansas	3	1	1
Bruce Pearl, Auburn	8	3	7
Michael White, Florida	3	0	3
Tom Crean, Georgia	3	0	3
<b>John Calipari, Kentucky</b>	<b>16</b>	<b>15</b>	<b>10</b>
Will Wade, LSU	1	0	1
Cuonzo Martin, Missouri	1	0	1
Kermit Davis, Ole Miss	7	4	4
Ben Howland, Mississippi State	7	4	3
Frank Martin, South Carolina	0	0	1
Rick Barnes, Tennessee	4	1	6
Buzz Williams, Texas A&M	1	0	0
Jerry Stackhouse, Vanderbilt	0	0	0
<b>TOTALS</b>	<b>57</b>	<b>31</b>	<b>44</b>

## CALIPARI VS. ALL OPPONENTS

Abilene Christian ..... 1-0	Furman ..... 1-0	Mount St. Mary's ..... 1-0	St. Joseph's ..... 15-5
Alabama ..... 17-6	George Mason ..... 1-0	Murray State ..... 1-0	St. Mary's ..... 1-0
Albany ..... 1-0	George Washington ..... 8-9	Nevada ..... 1-0	St. Peter's ..... 1-0
Arizona ..... 1-1	Georgetown ..... 2-1	New Hampshire ..... 5-0	Stanford ..... 3-2
Arizona State ..... 2-1	Georgia ..... 19-3	New Mexico ..... 1-0	Stephen F. Austin ..... 1-0
Arkansas ..... 13-7	Georgia Tech ..... 2-2	New Orleans ..... 1-0	Stony Brook ..... 1-0
Arkansas-Little Rock ..... 3-0	Gonzaga ..... 4-0	NJIT ..... 1-0	Syracuse ..... 3-2
Arkansas-Pine Bluff ..... 1-0	Grand Canyon ..... 1-0	North Carolina ..... 7-4	TCU ..... 7-1
Arkansas State ..... 4-0	Hampton ..... 1-0	North Carolina State ..... 1-0	Temple ..... 13-11
Auburn ..... 13-5	Hartford ..... 2-0	North Dakota ..... 1-0	Tennessee ..... 18-13
Austin Peay ..... 6-1	Harvard ..... 2-0	North Texas ..... 1-0	Tennessee State ..... 1-0
Baylor ..... 1-2	Hofstra ..... 1-0	Northeastern ..... 3-1	Tennessee Tech ..... 1-0
Belmont ..... 2-0	Holy Cross ..... 4-1	Northern Kentucky ..... 2-0	Texas ..... 2-2
Boise State ..... 1-0	Houston ..... 17-3	Northwestern State ..... 1-0	Texas A&M ..... 10-3
Boston ..... 7-1	Howard ..... 1-0	Notre Dame ..... 2-2	Texas Tech ..... 1-0
Boston College ..... 2-0	Illinois ..... 1-1	Oakland ..... 1-0	Towson State ..... 1-0
Bradley ..... 1-0	Illinois State ..... 1-0	Ohio State ..... 1-3	Troy ..... 1-0
Bucknell ..... 1-0	Indiana ..... 3-2	Oklahoma ..... 5-1	Tulane ..... 16-0
Buffalo ..... 3-0	Iowa ..... 0-1	Oklahoma State ..... 0-2	Tulsa ..... 11-1
BYU ..... 1-0	Iowa State ..... 2-0	Old Dominion ..... 2-0	UAB ..... 15-3
Cal State Northridge ..... 1-0	Jackson State ..... 2-0	Ole Miss ..... 16-5	UCF ..... 5-0
Canisius ..... 1-0	Kansas ..... 4-7	Oral Roberts ..... 1-0	UCLA ..... 4-4
Central Conn. St. .... 2-0	Kansas State ..... 2-1	Oregon State ..... 1-0	UIC ..... 1-0
Charlotte ..... 2-3	Keene State ..... 1-0	Pennsylvania ..... 3-0	UNC Asheville ..... 2-0
Chattanooga ..... 2-0	Kentucky ..... 2-4	Penn State ..... 4-4	UNC Greensboro ..... 2-0
Christian Brothers ..... 2-0	La Salle ..... 3-0	Pepperdine ..... 1-0	UNC Wilmington ..... 1-0
Cincinnati ..... 6-7	Lafayette (Pa.) ..... 1-0	Pittsburgh ..... 2-1	USF ..... 10-1
Cleveland State ..... 4-0	Lamar ..... 5-0	Portland ..... 3-0	Utah ..... 2-2
Coastal Carolina ..... 1-0	LIU-Brooklyn ..... 1-0	Princeton ..... 2-0	Utah Valley ..... 2-0
Colorado ..... 1-1	Lipscomb ..... 1-0	Providence ..... 3-1	UTEP ..... 5-0
Colorado State ..... 0-1	Long Beach State ..... 1-0	Purdue ..... 2-1	UT Arlington ..... 3-0
Columbia ..... 1-0	Louisiana Tech ..... 1-1	Radford ..... 1-0	UT Martin ..... 5-0
Connecticut ..... 2-5	Louisville ..... 17-8	Rhode Island ..... 16-2	Valparaiso ..... 1-0
Coppin State ..... 1-0	Loyola ..... 1-0	Rice ..... 4-0	Vanderbilt ..... 21-4
Cornell ..... 1-0	Lowell ..... 2-1	Richmond ..... 1-1	Vermont ..... 3-0
Dartmouth ..... 1-0	LSU ..... 13-3	Rider ..... 1-0	Villanova ..... 2-0
Davidson ..... 1-0	Manhattan ..... 2-0	Robert Morris ..... 1-1	Virginia ..... 0-1
Dayton ..... 1-0	Marist ..... 2-0	Rutgers ..... 11-4	Virginia Tech ..... 3-0
DePaul ..... 4-2	Marquette ..... 3-1	Saint Louis ..... 4-3	VMI ..... 1-0
Detroit ..... 1-0	Marshall ..... 6-0	Sam Houston State ..... 1-0	Wake Forest ..... 2-1
Drexel ..... 2-0	Maryland ..... 5-3	Samford ..... 3-0	Washington ..... 1-0
Duke ..... 1-3	Massachusetts ..... 1-0	Santa Clara ..... 1-0	West Virginia ..... 13-7
Duquesne ..... 12-4	Memphis ..... 1-0	Savannah State ..... 1-0	Western Kentucky ..... 2-0
East Carolina ..... 7-0	Miami (Fla.) ..... 0-1	Seton Hall ..... 1-1	Wichita State ..... 2-0
East Tennessee State ..... 4-0	Miami (Ohio) ..... 2-0	Siena ..... 4-0	Winthrop ..... 3-0
Eastern Kentucky ..... 4-0	Michigan ..... 1-0	SMU ..... 7-0	Wisconsin ..... 1-1
Eastern Michigan ..... 2-0	Michigan State ..... 3-1	South Carolina ..... 15-4	Wofford ..... 2-0
Evansville ..... 0-1	Middle Tennessee ..... 3-0	Southern Cal ..... 2-0	Wright State ..... 1-0
Fairfield ..... 1-0	Milwaukee ..... 1-0	South Connecticut ..... 1-0	Xavier ..... 2-2
Fairleigh Dickinson ..... 1-0	Mississippi State ..... 16-0	Southeastern Louisiana ..... 3-0	Yale ..... 1-0
Florida ..... 20-9	Mississippi Valley St. .... 1-0	Southern Illinois ..... 1-0	
Florida State ..... 1-1	Missouri ..... 10-4	Southern Miss ..... 15-4	
Florida Tech ..... 0-1	Monmouth ..... 2-0	Southwest Texas St. .... 1-0	
Fordham ..... 5-0	Montana State ..... 1-0	St. Bonaventure ..... 17-1	
Fort Wayne ..... 1-0	Morehead State ..... 3-0	St. John's ..... 1-0	



# INDIVIDUAL GAME RECORDS CAL ERA

## MOST POINTS

Pts.	Player vs. Opponent	Date
47	Malik Monk vs. North Carolina	12/17/16
39	De'Aaron Fox vs. UCLA	3/24/17
37	Malik Monk vs. GEORGIA	1/31/17
35	Jamal Murray vs. FLORIDA	2/6/16
35	Terrence Jones vs. AUBURN	1/11/11
34	Kevin Knox at West Virginia	1/27/17
34	Malik Monk at Ole Miss	12/29/16
33	Malik Monk vs. FLORIDA	2/25/17
33	Jamal Murray at Vanderbilt	2/27/16
33	Jamal Murray vs. Ohio State	12/19/15
32	Doron Lamb vs. WINTHROP	12/22/10
30	Immanuel Quickley at Texas A&M	2/25/20
30	Shai Gilgeous-Alexander vs. VANDERBILT	3/10/18
30	Tyler Ulis vs. Texas A&M	3/13/16
30	Brandon Knight vs. West Virginia	3/19/11

SEC: 37, Malik Monk vs. GEORGIA, 1/31/17  
Postseason: 39, De'Aaron Fox vs. UCLA, 3/24/17  
SEC Tourney: 30, Tyler Ulis vs. Texas A&M, 3/13/16  
NCAA Tourney: 39, De'Aaron Fox vs. UCLA, 3/24/17  
Rupp Arena: 37, Malik Monk vs. GEORGIA, 1/31/17  
On the Road: 34, Kevin Knox at West Virginia, 1/27/17  
Neutral: 47, Malik Monk vs. North Carolina, 12/17/16  
SEC Road: 34, Malik Monk at Ole Miss, 12/29/16  
Ranked Opp: 47, Malik Monk vs. North Carolina, 12/17/16  
Freshman: 47, Malik Monk vs. North Carolina, 12/17/16  
Sophomore: 30, Immanuel Quickley at Texas A&M, 2/25/20  
Junior: 27, Nick Richards vs. MISSISSIPPI STATE, 2/4/20  
Senior: 25, Alex Poythress at Alabama, 1/19/16  
Opener: 26, Tyrese Maxey vs. Michigan State, 11/5/19  
SEC Opener: 34, Malik Monk at Ole Miss, 12/29/16  
\*\*In some cases, the most recent occurrence is listed

## MOST POINTS IN AN SEC GAME

Pts.	Player vs. Opponent	Date
37	Malik Monk vs. GEORGIA	1/31/17
35	Jamal Murray vs. FLORIDA	2/6/16
35	Terrence Jones vs. AUBURN	1/11/11
34	Malik Monk at Ole Miss	12/29/16
33	Malik Monk vs. FLORIDA	2/25/17
33	Jamal Murray at Vanderbilt	2/27/16
30	Immanuel Quickley at Texas A&M	2/25/20
30	Shai Gilgeous-Alexander vs. VANDERBILT	1/30/18
29	Tyler Herro vs. ARKANSAS	2/26/19
28	Jamal Murray vs. TENNESSEE	2/18/16
28	Anthony Davis vs. VANDERBILT	2/25/12

## MOST POINTS IN A HALF

Pts.	Player vs. Opponent	Date
30	Malik Monk vs. FLORIDA	2/25/17
27	Malik Monk vs. North Carolina	12/17/16
27	Jamal Murray vs. Ohio State	12/19/15
25	Nick Richards vs. MISSISSIPPI STATE	2/4/20
24	De'Aaron Fox vs. UCLA	3/24/17
24	Malik Monk at Ole Miss	12/29/16
23	Malik Monk vs. GEORGIA	1/31/17
23	Julius Randle vs. Michigan State	11/12/13
22	Immanuel Quickley vs. FLORIDA	2/22/20
22	Terrence Jones vs. AUBURN	1/11/11
22	Eric Bledsoe vs. MOREHEAD STATE	11/13/09
1 / First Half; 2 / Second Half		

## MOST POINTS OFF THE BENCH

Pts.	Player vs. Opponent	Date
35	Terrence Jones vs. AUBURN	1/11/11
32	Doron Lamb vs. WINTHROP	12/22/10
28	PJ Washington vs. Auburn	3/31/19
27	Malik Monk vs. VANDERBILT	2/28/17
26	Tyrese Maxey vs. Michigan State	11/5/19
26	Kyle Wiltjer at Ole Miss	1/29/13
24	Shai Gilgeous-Alexander vs. LOUISVILLE	12/29/17
24	Kyle Wiltjer vs. LOYOLA	12/22/11
24	Doron Lamb at North Carolina	12/4/10
23	Keion Brooks Jr. vs. TENNESSEE	2/6/21
23	Dontaie Allen at Mississippi State	1/2/21
23	Immanuel Quickley vs. MISSOURI	1/4/20
23	Weneny Gabriel vs. Alabama	3/10/18
23	Kyle Wiltjer vs. LIPSCOMB	12/15/12

## MOST 3-POINTERS MADE

3's	Player vs. Opponent	Date
8	Immanuel Quickley at Texas A&M	2/25/20
8	Malik Monk vs. North Carolina	12/17/16
8	Jamal Murray vs. FLORIDA	2/6/16
8	Eric Bledsoe vs. ETSU	3/18/10

## MOST FREE THROWS

Fts	Player vs. Opponent	Date
14	Olivier Sarr vs. VANDERBILT	1/5/21
14	Immanuel Quickley vs. MISSISSIPPI STATE	2/4/20
14	Tyler Ulis at Arkansas	1/21/16
13	Nick Richards vs. MISSISSIPPI STATE	2/4/20
13	Keldon Johnson vs. TENNESSEE STATE	11/23/18
13	De'Aaron Fox vs. UCLA	3/24/17
13	Julius Randle at Ole Miss	2/18/14
13	Julius Randle vs. BELMONT	12/21/13

## MOST REBOUNDS

Rebs	Player vs. Opponent	Date
19	Nick Richards vs. SOUTHERN ILLINOIS	11/9/18
19	Michael Kidd-Gilchrist vs. LOUISVILLE	12/31/11
18	PJ Washington vs. VMI	11/18/18
18	Bam Adebayo vs. Northern Kentucky	3/17/17
18	Anthony Davis vs. CHATTANOOGA	12/17/11
18	DeMarcus Cousins vs. LOUISVILLE	1/2/10
18	Patrick Patterson vs. RIDER	11/21/09
18	DeMarcus Cousins vs. SAM HOUSTON STATE	11/19/09
17	Keldon Johnson vs. AUBURN	2/23/19
17	Terrence Jones vs. Notre Dame	12/8/10
17	Terrence Jones at Washington	11/23/10
16	Weneny Gabriel vs. AUBURN	1/14/17
16	Julius Randle vs. LSU	3/14/14
16	Julius Randle vs. UNC ASHEVILLE	11/8/13
16	Nerlens Noel vs. BAYLOR	12/1/12
16	Anthony Davis vs. Kansas	4/2/12
16	Anthony Davis vs. LITTLE ROCK	1/3/12

SEC: 17, Keldon Johnson vs. AUBURN, 2/23/19  
Postseason: 18, Bam Adebayo vs. NKU, 3/17/17  
SEC Tourney: 16, Julius Randle vs. LSU, 3/14/14  
NCAA Tourney: 18, Bam Adebayo vs. NKU, 3/17/17  
Rupp Arena: 19, Nick Richards vs. SOUTHERN ILLINOIS, 11/9/18  
On the Road: 17, Terrence Jones at Washington, 11/23/10  
SEC Road: 15, Bam Adebayo at Missouri, 2/21/17  
Ranked Opp.: 19, Michael Kidd-Gilchrist vs. LOUISVILLE, 12/31/11  
Freshman: 19, Michael Kidd-Gilchrist vs. LOUISVILLE, 12/31/11  
Sophomore: 19, Nick Richards vs. SOUTHERN ILLINOIS, 11/9/18  
Junior: 18, Patrick Patterson vs. RIDER, 11/21/09  
Senior: 14, Josh Harrellson at Arkansas, 2/23/11  
Opener: 16, Julius Randle vs. UNC ASHEVILLE, 11/8/13  
SEC Opener: 13, Lance Ware at Mississippi State, 1/2/21  
\*\*In some cases, the most recent occurrence is listed

## MOST OFFENSIVE REBOUNDS

Rebs	Player vs. Opponent	Date
9	Nick Richards vs. SOUTHERN ILLINOIS	11/9/18
9	Willie Cauley-Stein vs. ARKANSAS	2/27/14
9	DeMarcus Cousins vs. OLE MISS	2/2/10
9	Patrick Patterson vs. RIDER	11/21/09
8	Bam Adebayo vs. UT MARTIN	11/25/16
8	Dakari Johnson vs. GRAND CANYON	11/14/14
8	DeMarcus Cousins vs. VANDERBILT	1/30/10
8	Patrick Patterson at Indiana	12/12/09
8	DeMarcus Cousins vs. SAM HOUSTON STATE	11/19/09

## MOST DEFENSIVE REBOUNDS

Rebs	Player vs. Opponent	Date
15	Terrence Jones vs. Notre Dame	12/8/10
14	Keldon Johnson vs. AUBURN	2/23/19
14	DeMarcus Cousins vs. LOUISVILLE	2/2/10
13	Anthony Davis vs. LSU	3/9/12
13	Michael Kidd-Gilchrist vs. LOUISVILLE	12/31/11
13	Anthony Davis vs. CHATTANOOGA	12/17/11
13	Terrence Jones vs. Washington	11/23/10
12	Immanuel Quickley vs. AUBURN	2/29/20
12	Jared Vanderbilt vs. MISSOURI	2/24/18
12	Bam Adebayo vs. Northern Kentucky	3/17/17
12	Karl-Anthony Towns vs. GEORGIA	2/3/15
12	Julius Randle vs. Kansas State	3/21/14
12	Anthony Davis vs. Kansas	4/2/12
12	Anthony Davis vs. Louisville	3/31/12
12	Anthony Davis vs. LITTLE ROCK	1/3/12

## MOST ASSISTS

Assts.	Player vs. Opponent	Date
26	John Wall vs. HARTFORD	12/29/09
14	Tyler Ulis vs. LSU	3/5/16
14	John Wall vs. UNC Asheville	11/30/09
14	Ashton Hagans vs. UAB	11/29/19
12	Ashton Hagans vs. Tennessee	3/16/19
12	De'Aaron Fox vs. STEPHEN F. AUSTIN	11/11/16
12	Tyler Ulis at South Carolina	2/13/16
12	Ashton Hagans vs. FAIRLEIGH DICKINSON	12/7/19
11	Isaiah Briscoe at Ole Miss	12/29/16
11	De'Aaron Fox vs. CLEVELAND STATE	11/23/16
11	Tyler Ulis at Florida	3/1/16
11	Tyler Ulis at Texas A&M	2/20/16
11	Tyler Ulis vs. FLORIDA	2/6/16
11	John Wall vs. East Tennessee State	3/18/10
11	John Wall vs. RIDER	11/21/09

SEC: 14, Tyler Ulis vs. LSU, 3/5/16  
Postseason: 12, Ashton Hagans vs. Tennessee, 3/16/19  
SEC Tourney: 12, Ashton Hagans vs. Tennessee, 3/16/19  
NCAA Tourney: 12, John Wall vs. ETSU, 3/18/10  
Rupp Arena: 16, John Wall vs. HARTFORD, 12/29/09  
On the Road: 12, Tyler Ulis, at South Carolina, 2/13/16  
SEC Road: 12, Tyler Ulis, at South Carolina, 2/13/16  
Ranked Opp.: 12, Ashton Hagans vs. Tennessee, 3/16/19  
Freshman: 16, John Wall vs. HARTFORD, 12/29/09  
Sophomore: 14, Tyler Ulis vs. LSU, 3/5/16  
Junior: 9, DeAndre Liggins vs. WINTHROP, 12/22/10  
Senior: 10, Julius Mays vs. LAFAYETTE, 11/16/12  
Opener: 12, De'Aaron Fox vs. SFA, 11/11/16  
SEC Opener: 11, Isaiah Briscoe at Ole Miss, 12/29/16

## MOST POINTS/REBOUNDS/ASSISTS

P/R/A	Player vs. Opponent	Date
49 (47/0/2)	Malik Monk vs. UNC	12/17/16
47 (27/17/3)	Terrence Jones vs. Notre Dame	12/8/10
46 (29/13/4)	PJ Washington vs. Seton Hall	12/8/18
46 (39/3/4)	De'Aaron Fox vs. UCLA	3/24/17
45 (29/13/3)	Terrence Jones vs. Oklahoma	11/22/10
45 (27/18/0)	DeMarcus Cousins vs. SAM HOUSTON STATE	11/19/09
44 (24/19/1)	Michael Kidd-Gilchrist vs. LOUISVILLE	12/31/11
43 (33/9/2)	Jamal Murray at Vanderbilt	2/27/16
43 (35/8/0)	Terrence Jones vs. AUBURN	1/11/11

## MOST MINUTES WITHOUT A TURNOVER

Mins.	Player vs. Opponent	Date
44	Reid Travis vs. Auburn	3/3/19
44	Darius Miller at Arkansas	2/23/11
41	Aaron Harrison vs. LSU	2/22/14
40	Tyler Ulis vs. Duke	11/17/15
40	Aaron Harrison vs. OLE MISS	1/6/15
40	Alex Poythress vs. MISSOURI	2/23/13
39	Nick Richards at Texas Tech	1/25/20
39	Nerlens Noel vs. TEXAS A&M	1/12/13
39	Ryan Harrow at Louisville	12/29/12
39	Anthony Davis vs. ALABAMA	1/21/12
39	Michael Kidd-Gilchrist vs. LOUISVILLE	12/31/11

## MOST BLOCKED SHOTS

Bks.	Player vs. Opponent	Date
12	Nerlens Noel at Ole Miss	1/29/13
9	Willie Cauley-Stein vs. BOISE STATE	12/10/13
9	Willie Cauley-Stein vs. Providence	12/1/13
8	Isaiah Jackson vs. Kansas	12/1/20
8	Nerlens Noel at Alabama	1/22/13
8	Anthony Davis at South Carolina	2/4/12
8	Anthony Davis vs. ST. JOHN'S	12/1/11
7	Isaiah Jackson vs. ALABAMA	1/12/21
7	Nick Richards vs. LAMAR	11/24/19
7	Karl-Anthony Towns vs. VANDERBILT	1/20/15
7	Willie Cauley-Stein vs. EAST MICHIGAN	11/27/13
7	Willie Cauley-Stein vs. MISSOURI	2/23/13
7	Nerlens Noel at Auburn	1/19/13
7	Nerlens Noel vs. TEXAS A&M	1/12/13
7	Nerlens Noel vs. LIPSCOMB	12/15/12
7	Nerlens Noel vs. PORTLAND	12/8/12
7	Anthony Davis vs. Western Kentucky	3/15/12
7	Anthony Davis at Vanderbilt	2/11/12
7	Anthony Davis vs. TENNESSEE	1/31/12
7	Anthony Davis vs. ARKANSAS	1/17/12
7	Anthony Davis vs. SOUTH CAROLINA	1/7/12
7	Anthony Davis vs. Kansas	11/15/11

SEC: 12, Nerlens Noel at Ole Miss, 1/29/13  
Postseason: 7, A. Davis vs. Western Kentucky, 3/15/12  
SEC Tourney: 6, Anthony Davis vs. LSU, 3/11/12  
NCAA Tourney: 7, A. Davis vs. Western Kentucky, 3/15/12  
Rupp Arena: 9, Willie Cauley-Stein vs. BOISE STATE, 12/10/13  
On the Road: 12, Nerlens Noel at Ole Miss, 1/29/13  
SEC Road: 12, Nerlens Noel at Ole Miss, 1/29/13  
Ranked Opp.: 12, Nerlens Noel at Ole Miss, 1/29/13  
Freshman: 12, Nerlens Noel at Ole Miss, 1/29/13  
Sophomore: 9, Willie Cauley-Stein vs. BOISE STATE, 12/10/13  
Junior: 7, Nick Richards vs. LAMAR, 11/24/19  
Senior: 6, Josh Harrellson vs. PENN, 1/3/11  
Opener: 5, Anthony Davis vs. MARIST, 11/11/11  
SEC Opener: 7, Anthony Davis vs. SOUTH CAROLINA, 1/7/12  
\*\*In some cases, the most recent occurrence is listed

## MOST STEALS

Stls.	Player vs. Opponent	Date
8	Ashton Hagans vs. North Carolina	12/22/18
6	Tyler Ulis vs. OLE MISS	1/2/16
6	Willie Cauley-Stein vs. GEORGIA	1/25/14
6	Nerlens Noel vs. BAYLOR	12/12/12
6	John Wall vs. UCconn	12/9/09
6	John Wall vs. UNC Asheville	11/30/09
5	Ashton Hagans vs. TEXAS A&M	1/8/19
5	Tyler Herro vs. MONMOUTH	11/28/18
5	Tyler Herro vs. NORTH DAKOTA	11/14/18
5	Shai Gilgeous-Alexander vs. Davidson	3/15/18
5	Malik Monk vs. UCLA	12/3/16
5	Aaron Harrison vs. ARKANSAS	2/28/15
5	Willie Cauley-Stein vs. Texas	12/5/14
5	DeAndre Liggins vs. TENNESSEE	2/8/11
5	Darius Miller at Portland	11/19/10

SEC: 6, Tyler Ulis vs. OLE MISS, 1/2/16  
Postseason: 5, Shai Gilgeous-Alexander vs. Davidson, 3/15/18  
SEC Tourney: 5, John Wall vs. Mississippi State, 3/14/10  
NCAA Tourney: 5, Shai Gilgeous-Alexander vs. Davidson, 3/15/18  
Rupp Arena: 6, Tyler Ulis vs. OLE MISS, 1/2/16  
On the Road: 5, Darius Miller at Portland, 11/19/10  
SEC Road: 4, Ashton Hagans at Georgia, 1/7/20  
Ranked Opp.: 8, Ashton Hagans vs. North Carolina, 12/22/18  
Freshman: 8, Ashton Hagans vs. North Carolina, 12/22/18  
Sophomore: 6, Tyler Ulis vs. OLE MISS, 1/2/16  
Junior: 5, Willie Cauley-Stein vs. TEXAS, 12/5/14  
Senior: 4, Dominique Hawkins vs. Arkansas, 3/12/17  
Opener: 4, Knox/Gilgeous-Alexander vs. UTAH VALLEY, 11/10/17  
SEC Opener: 6, Tyler Ulis vs. OLE MISS, 1/2/16  
\*\*In some cases, the most recent occurrence is listed



# TEAM GAME RECORDS CAL ERA

## MOST FIELD GOALS

FGs.	Opponent	Date
46	MARIST	11/11/11
44	vs. Arizona State	11/28/16
44	AUBURN	2/21/15
42	UIC	11/26/17
42	LIU BROOKLYN	11/23/12
41	UT MARTIN	11/25/16
41	HARTFORD	12/29/09
40	vs. North Carolina	12/17/16
40	LAFAYETTE	11/16/12
38	CLEVELAND STATE	11/23/16
38	LSU	3/5/16
38	vs. Wake Forest	3/20/10

## FEWEST FIELD GOALS

FGs.	Opponent	Date
14	at Tennessee	3/2/19
14	at South Carolina	3/1/14
16	vs. Kansas State	3/22/18
16	ALABAMA	3/4/14
17	GEORGIA	12/31/17
17	LOUISVILLE	12/31/11
17	at Auburn	2/12/14
18	vs. LSU	3/9/12
18	vs. Vanderbilt	3/15/13
18	vs. Florida	3/16/14
18	vs. UConn	4/7/14
18	at Texas A&M	1/10/15
18	at South Carolina	1/24/15

## MOST FIELD-GOAL ATTEMPTS

FGs.	Opponent	Date
84	vs. Arizona State	11/28/16
80	UCLA	12/3/16
77	at Mississippi State	1/2/21
77	ARKANSAS	1/23/10
76	ARKANSAS	2/27/14
75	MARIST	11/11/11
74	at Ole Miss	12/29/16
74	vs. North Carolina	12/17/16
74	UT MARTIN	11/25/16

## FEWEST FIELD-GOAL ATTEMPTS

FGs.	Opponent	Date
39	at South Carolina	1/24/15
40	at Robert Morris	3/19/13
41	ALABAMA	1/31/15
41	TENNESSEE	1/31/12
42	ARKANSAS	2/26/19
42	at Missouri	2/19/19
42	vs. Kansas State	3/22/18
42	vs. Alabama	3/10/18
42	FLORIDA	2/15/14
42	vs. Providence	12/1/13
42	vs. LSU	3/9/12
42	vs. Cleveland State	11/24/09

## MOST FREE THROWS

FTs.	Opponent	Date
35	vs. Indiana	3/23/12
33	at South Carolina	3/1/14
32	LOUISVILLE	12/31/11
31	MISSISSIPPI STATE	2/4/20
31	UTAH VALLEY	11/18/19
31	MOREHEAD STATE	11/21/12
31	INDIANA	12/11/10
30	vs. Auburn	3/14/15
30	UNC ASHEVILLE	11/8/13
30	vs. Baylor	3/25/12

## FEWEST FREE THROWS

FTs.	Opponent	Date
3	at Mississippi State	1/2/21
3	East Tennessee State	11/17/17
4	NOTRE DAME	12/12/20
4	vs. UConn	4/2/11
4	VANDERBILT	1/23/16

5	vs. Georgia	3/9/18
6	vs. Michigan	3/30/14
6	at Florida	2/12/13
6	at Alabama	1/22/13
6	vs. Princeton	3/17/11

## MOST FREE-THROW ATTEMPTS

FTs.	Opponent	Date
48	UNC ASHEVILLE	11/8/13
46	ILLINOIS STATE	11/30/15
44	vs. Baylor	3/25/12
44	INDIANA	12/11/10
43	at North Carolina	12/14/13
43	LOUISVILLE	12/31/11
42	at South Carolina	3/1/14
41	vs. TENNESSEE STATE	11/23/18
41	vs. LSU	3/14/14
41	MOREHEAD STATE	11/21/12

## FEWEST FREE-THROW ATTEMPTS

FTs.	Opponent	Date
6	NOTRE DAME	12/12/20
6	VANDERBILT	1/23/16
8	at Mississippi State	1/2/21
10	FLORIDA	2/22/20
10	vs. Georgia	3/9/18
10	vs. Wisconsin	4/4/15

## MOST 3-POINTERS

3s.	Opponent	Date
15	GEORGIA	3/1/12
15	vs. ETSU	3/18/10
14	ARKANSAS	2/9/21
14	HARTFORD	12/29/09
13	SOUTH CAROLINA	3/6/21
13	TEXAS A&M	1/3/17
13	vs. Alabama	3/11/16
13	ETSU	11/12/10
12	UTAH	12/15/18
12	FLORIDA	2/6/16
12	vs. UCLA	12/20/14
12	CHATTANOOGA	12/17/11
12	vs. North Carolina	3/27/11
12	WINTHROP	12/22/10
12	VANDERBILT	1/30/10

## FEWEST 3-POINTERS

3s.	Opponent	Date
0	RICHMOND	11/29/20
0	vs. Davidson	3/15/18
1	at Georgia	1/20/21
1	MISSISSIPPI STATE	2/4/20
1	GEORGIA	1/21/20
1	UTAH VALLEY	11/18/19
1	at South Carolina	1/16/18
1	at Vanderbilt	1/10/17
1	Texas	12/5/14
1	LSU	2/22/14
1	vs. LSU	3/9/12
1	Tennessee	1/31/12
1	vs. Alabama	3/12/10

## MOST 3-POINT ATTEMPTS

3s.	Opponent	Date
33	CHATTANOOGA	12/17/11
33	vs. ETSU	3/18/10
33	ARKANSAS	1/23/10
32	vs. West Virginia	3/27/10
28	vs. Arizona State	11/28/16
28	at Texas A&M	1/10/15
28	ALABAMA	3/4/14
28	vs. Vanderbilt	3/11/12
28	HARTFORD	12/29/09
27	SOUTH CAROLINA	3/6/21
27	GEORGIA	3/1/12
27	vs. UConn	4/2/11

## FEWEST 3-POINT ATTEMPTS

3s.	Opponent	Date
5	vs. Wisconsin	4/4/15
5	vs. Wisconsin	4/5/14
5	at Tennessee	1/14/12
5	vs. Davidson	3/15/18
6	FLORIDA	3/7/15
6	Vanderbilt	1/20/15
7	FLORIDA	3/10/19
7	at Missouri	1/29/15
7	PROVIDENCE	11/30/14
7	vs. Louisville	3/31/12
7	at Indiana	12/10/11

## MOST REBOUNDS

Rebs.	Opponent	Date
59	vs. Arizona State	11/28/16
59	ARKANSAS	1/23/10
57	LOUISVILLE	12/31/11
56	ROBERT MORRIS	11/17/13
54	RICHMOND	11/29/20
54	EASTERN KENTUCKY	11/8/19
54	NJIT	11/14/15

## FEWEST REBOUNDS

Rebs.	Opponent	Date
21	ALABAMA	1/31/15
21	at Tennessee	2/16/13
22	vs. Wisconsin	4/4/15
23	UTAH	12/15/18
24	GEORGIA	2/3/15
24	NORTH CAROLINA	12/13/14
24	TENNESSEE	1/18/14
25	FLORIDA	2/27/21
25	vs. Ohio State	12/21/19
25	vs. Baylor	12/6/13
25	at Robert Morris	3/19/13

## MOST OFFENSIVE REBOUNDS

Rebs.	Opponent	Date
26	ARKANSAS	2/27/14
24	GRAND CANYON	11/14/14
24	vs. West Virginia	3/27/10
22	NJIT	11/14/15
22	at Auburn	2/2/14
22	ARKANSAS	1/23/10
21	RICHMOND	11/29/20
21	SOUTH CAROLINA	2/5/19
21	at West Virginia	1/27/18
21	VALPARAISO	12/7/16
21	COLUMBIA	12/10/14
21	at South Carolina	3/1/14
21	BAYLOR	12/1/12
21	at Indiana	12/12/09

## FEWEST OFFENSIVE REBOUNDS

Rebs.	Opponent	Date
1	vs. Alabama	3/10/18
3	at South Carolina	1/24/14
4	at Ole Miss	3/5/19
5	VANDERBILT	1/5/21
5	vs. Michigan State	11/5/19
5	GEORGIA	2/3/15
5	ALABAMA	1/31/15
5	MISSISSIPPI STATE	2/15/11
5	GEORGIA	1/29/11

## MOST DEFENSIVE REBOUNDS

Rebs.	Opponent	Date
42	EASTERN KENTUCKY	11/8/19
39	vs. Arizona State	11/28/16
39	ROBERT MORRIS	11/17/13
39	EASTERN MICHIGAN	1/2/13
38	TROY	11/20/17
38	vs. Hampton	3/19/15
38	EASTERN KENTUCKY	12/7/14
38	vs. Cleveland State	11/24/09
37	at Texas A&M	1/10/15

37	LOUISVILLE	12/31/11
37	ARKANSAS	1/23/10

## FEWEST DEFENSIVE REBOUNDS

Rebs.	Opponent	Date
9	at Tennessee	2/16/13
13	NORTH CAROLINA	12/13/14
15	vs. Baylor	12/6/13
15	at Alabama	1/18/11
16	FLORIDA	2/27/21
16	at Florida	3/7/20
16	TENNESSEE	3/3/20
16	vs. Ohio State	12/21/19
16	UTAH	12/15/18
16	vs. Wisconsin	4/4/15
16	ALABAMA	1/31/15
16	TEXAS A&M	1/12/13
16	at Auburn	1/11/12
16	vs. UConn	11/24/10

## MOST ASSISTS

Asssts.	Opponent	Date
33	vs. Arizona State	11/28/16
30	HARTFORD	12/29/09
28	LIU BROOKLYN	11/23/12
28	vs. UNC Asheville	11/30/09
25	CLEVELAND STATE	11/23/16
25	AUBURN	2/21/15
25	vs. UCLA	12/20/14
24	vs. North Carolina	12/22/18
24	at Ole Miss	12/29/16
24	UT MARTIN	11/25/16
24	BOSTON	11/21/14
24	MARIST	11/11/11
24	vs. ETSU	3/18/10

## FEWEST ASSISTS

Asssts.	Opponent	Date
5	RICHMOND	11/29/20
5	LSU	2/22/14
6	at Louisville	12/26/20
6	EVANSVILLE	11/12/19
6	vs. Kansas State	3/22/18
6	at Florida	3/3/18
6	VANDERBILT	3/1/11

## MOST TURNOVERS

TOS.	Opponent	Date
24	MOREHEAD STATE	11/13/09
23	SAM HOUSTON STATE	11/19/09
22	ETSU	11/17/17
21	vs. Georgia Tech	12/6/20
21	RICHMOND	11/29/20
21	LOUISVILLE	12/31/11
21	vs. Old Dominion	11/20/11
21	NORTH CAROLINA	12/5/09
20	at Texas Tech	1/25/20
20	EASTERN MICHIGAN	11/27/13
20	ALBANY	11/13/15
20	vs. Cleveland State	11/24/09

## FEWEST TURNOVERS

TOS.	Opponent	Date
2	VANDERBILT	1/5/21
3	at Georgia	3/3/15
3	at South Carolina	2/4/12
4	ALABAMA	2/23/16
4	COLUMBIA	12/10/14
4	vs. Wisconsin	4/5/14
4	PORTLAND	11/26/11
5	vs. Georgia	3/9/18
5	vs. Georgia	3/12/16
5	at Vanderbilt	2/27/16
5	ALABAMA	1/31/15

## MOST BLOCKS

Bls.	Opponent	Date
18	ST. JOHN'S	12/1/11
15	vs. Stony Brook	3/17/16



# TEAM GAME RECORDS CAL ERA

14	at Georgia	3/3/10
13	vs. LAMAR	11/24/19
13	vs. UCLA	12/20/14
13	at Ole Miss	1/29/13
13	ARKANSAS	1/17/12
13	vs. Kansas	11/15/11
13	MARIST	11/11/11

### FEWEST BLOCKS

Blks.	Opponent	Date
0	at Florida	3/7/20
1	vs. Georgia Tech	12/6/20
1	vs. Wofford	3/23/19
1	vs. Abilene Christian	3/21/19
1	LSU	2/12/19
1	SOUTH CAROLINA	2/5/19
1	at Alabama	1/5/19
1	vs. Georgia	3/9/18
1	at Vanderbilt	1/10/17
1	vs. Alabama	3/11/16
1	at LSU	1/5/16
1	WRIGHT STATE	11/20/15
1	ALABAMA	1/31/15
1	at Missouri	1/29/15
1	vs. Wisconsin	4/5/14
1	at Florida	3/8/14

### MOST STEALS

Stls.	Opponent	Date
15	LAFAYETTE	11/16/12
13	OLE MISS	1/2/16
13	vs. UConn	12/9/09
12	vs. North Carolina	12/22/18
12	NORTH DAKOTA	11/14/18
12	STEPHEN F. AUSTIN	11/11/16
12	BOSTON	11/24/15
12	NORTH CAROLINA	12/13/14
12	PROVIDENCE	11/30/14
12	LIPSCOMB	12/15/12
12	PORTLAND	11/26/11
12	vs. Cornell	3/25/10
12	GEORGIA	1/9/10
12	vs. UNC Asheville	11/30/09

### FEWEST STEALS

Stls.	Opponent	Date
0	at Auburn	2/1/20
0	vs. Baylor	12/6/13
1	ARKANSAS	2/9/21
1	vs. Duke	11/7/18
1	at West Virginia	1/27/18
1	vs. Michigan State	11/12/13
1	at Robert Morris	3/19/13
1	vs. West Virginia	3/19/11
1	FLORIDA	2/26/11

### MOST PERSONAL FOULS

Fls.	Opponent	Date
33	at Kansas	1/30/16
32	at South Carolina	1/16/18
31	at Arkansas	1/14/14
31	at North Carolina	12/14/13
30	vs. North Carolina	12/19/20
29	at Auburn	2/3/20
29	at Missouri	2/3/18
29	at South Carolina	3/1/14
28	VANDERBILT	1/30/10

### FEWEST PERSONAL FOULS

Fls.	Opponent	Date
7	HARTFORD	12/29/09
8	MONTANA STATE	11/23/14
8	LAFAYETTE	11/16/12
8	vs. Florida	3/10/12
8	vs. Princeton	3/17/11
8	WINTHROP	12/22/10
8	DREXEL	12/21/09
8	vs. UNC Asheville	11/30/09

### HIGHEST FIELD-GOAL %

Pct.	Opponent	Date
.677	LIU BROOKLYN	11/23/12
.667	UIC	11/26/17
.647	AUBURN	2/21/15
.645	LAFAYETTE	11/16/12
.643	vs. Alabama	3/10/18
.643	vs. Providence	12/1/13
.614	SOUTH CAROLINA	2/5/13
.613	MARIST	11/11/11
.603	vs. Wake Forest	3/20/10
.603	HARTFORD	12/29/09

### LOWEST FIELD-GOAL %

Pct.	Opponent	Date
.269	at South Carolina	3/1/14
.281	at Texas A&M	1/10/15
.296	BAYLOR	12/1/12
.298	LOUISVILLE	12/31/11
.309	at Auburn	2/12/14
.313	at Missouri	2/3/18
.318	at Tennessee	3/2/19
.315	GEORGIA	12/31/17
.327	ALABAMA	3/4/14
.339	vs. UConn	4/2/11

### HIGHEST FREE-THROW %

Pct.	Opponent	Date
1.000	FLORIDA	2/22/20
1.000	FLORIDA	2/7/12
1.000	AUSTIN PEAY	12/19/09
.960	at Vanderbilt	2/17/20
.958	TENNESSEE	1/18/14
.955	at Florida	2/7/15
.946	vs. Indiana	3/23/12
.923	at Florida	1/9/21
.923	at Mississippi State	2/25/15
.913	TEXAS A&M	1/8/19
<i>min 10 attempts</i>		

### LOWEST FREE-THROW %

Pct.	Opponent	Date
.200	ETSU	11/17/17
.333	vs. UConn	4/2/11
.391	ETSU	11/12/10
.412	vs. Wake Forest	3/20/10
.435	at Vanderbilt	2/27/16
.471	at Texas A&M	2/10/18
.471	PROVIDENCE	11/30/14
.478	at Louisville	12/29/12
<i>min 10 attempts</i>		

### HIGHEST 3-POINT %

Pct.	Opponent	Date
.700	at Florida	3/1/16
.692	DREXEL	12/21/09
.667	vs. Alabama	3/10/18
.667	AUSTIN PEAY	12/19/09
.636	vs. Michigan	3/30/14
.625	MISSOURI	2/24/18
.625	BOSTON	11/30/10
.615	at Florida	3/7/20
.600	ALABAMA	1/11/20
.600	FLORIDA	2/6/16
.600	FLORIDA	2/7/12
<i>min 10 attempts</i>		

### LOWEST 3-POINT %

Pct.	Opponent	Date
.000	RICHMOND	11/29/20
.000	vs. Davidson	3/15/18
.077	at Georgia	1/20/21
.077	vs. Alabama	3/12/10
.083	UTAH VALLEY	11/18/19
.083	TEXAS	12/5/14
.091	OLE MISS	2/15/20
.091	at South Carolina	1/16/18
.091	at Tennessee	2/27/10

.100	MISSISSIPPI STATE	2/4/20
.100	at Missouri	2/3/18
.100	TENNESSEE	1/31/12
<i>min 10 attempts</i>		

### HIGHEST REBOUND MARGIN

Margin	Opponent	Date
+31	NJIT	11/14/15
+30	NORTH DAKOTA	11/14/18
+30	GRAND CANYON	11/14/14
+29	EASTERN KENTUCKY	11/8/19
+29	SOUTHERN ILLINOIS	11/9/18
+28	NORTHERN KENTUCKY	11/10/13
+27	vs. Abilene Christian	3/21/19
+27	vs. Little Rock	1/3/12
+26	vs. Arizona State	11/28/16
+26	LOUISVILLE	12/31/11

### LOWEST REBOUND MARGIN

Margin	Opponent	Date
-25	at Florida	2/4/17
-18	at Tennessee	2/16/13
-16	vs. Baylor	12/6/13
-16	vs. Maryland	11/9/12
-15	TENNESSEE	1/18/14
-14	at Ole Miss	3/2/21
-14	at Auburn	2/1/20
-14	at LSU	1/5/16
-13	VANDERBILT	1/5/21

### VICTORY MARGINS

Margin (Score)	Opponent	Date
+58 (86-28)	MONTANA STATE	11/13/14
+52 (101-49)	LAFAYETTE	11/16/12
+50 (108-58)	MARIST	11/11/11
+49 (86-37)	MISSOURI	1/13/15
+48 (92-44)	UT ARLINGTON	11/25/14
+48 (88-40)	RADFORD	11/23/11
+46 (90-44)	MONMOUTH	11/28/18
+46 (115-69)	vs. Arizona State	11/28/16
+44 (88-44)	DREXEL	12/21/09
+43 (104-61)	HARTFORD	12/29/09

### VICTORY MARGIN IN RUPP ARENA

Margin (Score)	Opponent	Date
+58 (86-28)	MONTANA STATE	11/13/14
+52 (101-49)	LAFAYETTE	11/16/12
+50 (108-58)	MARIST	11/11/11
+49 (86-37)	MISSOURI	1/13/15
+48 (92-44)	UT ARLINGTON	11/25/14
+48 (88-40)	RADFORD	11/23/11
+46 (90-44)	MONMOUTH	11/28/18
+44 (88-44)	DREXEL	12/21/09
+43 (104-61)	HARTFORD	12/29/09
+42 (91-49)	EASTERN KENTUCKY	11/8/19
+42 (100-58)	TEXAS A&M	1/3/17

### VICTORY MARGIN IN SEC PLAY

Margin (Score)	Opponent	Date
+49 (86-37)	MISSOURI	1/13/15
+42 (100-58)	TEXAS A&M	1/3/17
+38 (82-44)	LSU	1/15/11
+35 (87-52)	at Vanderbilt	1/29/19
+35 (110-75)	AUBURN	2/21/15
+34 (82-48)	GEORGIA	2/9/16
+34 (88-54)	MISSOURI	1/27/16
+34 (77-43)	SOUTH CAROLINA	2/14/15
+34 (86-52)	at South Carolina	2/4/12
+31 (90-59)	SOUTH CAROLINA	2/19/11
+31 (101-70)	ARKANSAS	1/23/10

### VICTORY MARGIN ON THE ROAD

Margin (Score)	Opponent	Date
+35 (87-52)	at Vanderbilt	1/29/19
+34 (86-52)	at South Carolina	2/4/12
+31 (79-48)	at Portland	11/19/10
+27 (89-62)	at South Carolina	2/13/16
+26 (81-55)	at LSU	2/6/10
+24 (74-50)	at LSU	1/28/12

+23 (99-76)	at Ole Miss	12/29/16
+22 (70-48)	at Alabama	1/17/15
+22 (75-53)	at Auburn	1/19/13
+20 (69-49)	at Georgia	1/15/19

### VICTORY MARGIN AT A NEUTRAL SITE

Margin (Score)	Opponent	Date
+46 (115-69)	vs. Arizona State	11/28/16
+39 (78-39)	vs. West Virginia	3/26/15
+39 (83-44)	vs. UCLA	12/20/14
+38 (85-47)	vs. Penn State	11/19/11
+35 (79-44)	vs. Abilene Christian	3/21/19
+32 (72-40)	vs. Kansas	11/18/14
+30 (90-60)	vs. Wake Forest	3/20/10
+29 (100-71)	vs. ETSU	3/18/10
+25 (74-45)	vs. Tennessee	3/13/10
+28 (85-57)	vs. Stony Brook	3/17/16
+26 (85-59)	vs. Alabama	3/11/16

### VICTORY MARGIN ON THE ROAD IN THE SEC

Margin (Score)	Opponent	Date
+35 (87-52)	at Vanderbilt	1/29/19
+34 (86-52)	at South Carolina	2/4/12
+27 (89-62)	at South Carolina	2/13/16
+26 (81-55)	at LSU	2/6/10
+24 (74-50)	at LSU	1/28/12
+23 (99-76)	at Ole Miss	12/29/16
+22 (70-48)	at Alabama	1/17/15
+22 (75-53)	at Auburn	1/19/13
+20 (69-49)	at Georgia	1/15/19
+18 (76-58)	at Florida	1/9/21
+18 (74-56)	at Mississippi State	2/25/15
+18 (66-48)	at Tennessee	2/17/15

### VICTORY MARGIN IN THE SEC TOURNAMENT


Margin (Score)	Opponent	Date
+29 (74-45)	vs. Tennessee	3/13/10
+26 (85-59)	vs. Alabama	3/11/16
+24 (91-67)	vs. Auburn	3/14/15
+23 (86-63)	vs. Alabama	3/10/18
+18 (73-55)	vs. Alabama	3/15/19
+18 (85-67)	vs. LSU	3/14/14
+17 (82-65)	vs. Arkansas	3/12/17
+16 (70-54)	vs. Florida	3/13/11
+15 (78-63)	vs. Arkansas	3/15/15
+15 (64-49)	vs. Florida	3/13/15

### VICTORY MARGIN IN THE NCAA TOURNAMENT

Margin (Score)	Opponent	Date
+39 (78-39)	vs. West Virginia	3/26/15
+35 (79-44)	vs. Abilene Christian	3/21/19
+30 (90-60)	vs. Wake Forest	3/20/10
+29 (100-71)	vs. ETSU	3/18/10
+28 (85-57)	vs. Stony Brook	3/17/16
+23 (79-56)	vs. Hampton	3/19/15
+20 (95-75)	vs. Buffalo	3/17/18
+17 (62-45)	vs. Cornell	3/25/10
+16 (87-71)	vs. Iowa State	3/17/12
+15 (81-66)	vs. Western Kentucky	3/15/12
+13 (64-51)	vs. Cincinnati	3/21/15



# KENTUCKY X NBA




**BAM ADEBAYO**  
**MIAMI HEAT**  
 DRAFTED: 2017 / Rd 1, Pk 14 (Miami)  
**2020-21 NBA STATS**

PPG	RPG	BPG	APG
19.2	9.5	1.0	5.4

**CAREER**

PPG	RPG	APG
11.7	7.9	3.3

**NBA NOTES** Had a triple-double with 16 points, 12 rebounds, 10 assists vs. the Kings on Feb. 18




**ERIC BLEDSOE**  
**NEW ORLEANS PELICANS**  
 DRAFTED: 2010 / Rd 1, Pk 18 (OKC)  
**2020-21 NBA STATS**

PPG	APG	RPG	SPG
12.6	3.8	3.5	0.8

**CAREER**

PPG	APG	SPG
14.1	4.8	1.4

**NBA NOTES** Scored a season-high 28 points against the Timberwolves on Jan. 23




**DEVIN BOOKER**  
**PHOENIX SUNS**  
 DRAFTED: 2010 / Rd 1, Pk 13 (Phoenix)  
**2020-21 NBA STATS**

PPG	RPG	APG	FG%
24.9	3.6	4.4	49.6

**CAREER**

PPG	APG	FG%
22.7	4.7	45.3

**NBA NOTES** Selected to the 2021 All-Star Game as a reserve for the second straight season




**WILLIE CAULEY-STEIN**  
**DALLAS MAVERICKS**  
 DRAFTED: 2015 / Rd 1, Pk 6 (Sacramento)  
**2020-21 NBA STATS**

PPG	RPG	BPG	FG%
5.5	4.5	0.8	62.5

**CAREER**

PPG	RPG	FG%
9.3	6.1	54.3

**NBA NOTES** Season-high 14 points and nine boards against Phoenix on Jan. 30




**HAMIDOU DIALLO**  
**OKLAHOMA CITY THUNDER**  
 DRAFTED: 2018 / Rd 2, Pk 45 (Brooklyn)  
**2020-21 NBA STATS**

PPG	RPG	SPG	FG%
11.9	5.2	1.0	48.1

**CAREER**

PPG	RPG	FG%
6.9	3.3	46.2

**NBA NOTES** Scored in double figures in a career-long 12 straight games from Jan. 22-Feb. 12



**SHAI GILGEOUS-ALEXANDER**  
**OKLAHOMA CITY THUNDER**  
 DRAFT: 2018 / Rd 1, Pk 11 (Charlotte)  
**2020-21 NBA STATS**

PPG	RPG	APG	SPG
23.2	5.1	6.2	0.8

**CAREER**

PPG	RPG	APG
16.0	4.4	3.8

**NBA NOTES** Poured in a career-high 42 points in a win over the Spurs on Feb. 24

**31** Players on a 2020-21 NBA opening-day roster, five more than the next-closest school (Duke)

**52** Total players have earned selection in the NBA Draft during John Calipari's career at Kentucky, Memphis and UMass

**41** Players during Calipari's 10 seasons at UK have been selected in the NBA Draft, the most of any coach in that time period

**31** First-round selections during Calipari's tenure at Kentucky, including 21 lottery selections

**3** Wildcats have been selected No. 1 overall in the Calipari era at UK (John Wall, Anthony Davis and Karl-Anthony Towns)

**3** Billion dollars Calipari's all-time players have earned in NBA contracts alone, including nearly \$2.6 billion at Kentucky

**BUILT DIFFERENT**

**NBA LEADERS**  
 Stats are through games on March 5. Top 20 is the cutoff.

**Points Per Game**

- Bradley Beal (Wizards) - 32.9
- Devin Booker (Suns) - 24.9

**Rebounds Per Game**

- Clint Capela (Hawks) - 14.2
- Enes Kanter (Blazers) - 11.9
- Julius Randle (Knicks) - 11.1
- Bam Adebayo (Heat) - 9.5

**Assists Per Game**

- James Harden (Nets) - 11.1
- De'Aaron Fox (Kings) - 7.6

**Blocks Per Game**

- Myles Turner (Pacers) - 3.4
- Nerlens Noel (Thunder) - 2.0

**Field-Goal Percentage**

- Jarrett Allen (Nets) - .669
- Enes Kanter (Blazers) - .594
- Bam Adebayo (Heat) - .563

**3-Point Field-Goal Percentage**

- Joe Harris (Nets) - .506
- Malik Monk (Hornets) - .439

**Free-Throw Percentage**

- Jordan Clarkson (Jazz) - .967
- Immanuel Quickley (Knicks) - .942
- Karl-Anthony Towns (Timberwolves) - .909

**Minutes Per Game**


- James Harden (Nets) - 37.8
- Julius Randle (Knicks) - 36.7
- Jamal Murray (Nuggets) - 35.4

**Double-Doubles**

- Nikola Jokic (Nuggets) - 32
- Julius Randle (Knicks) - 24
- Bam Adebayo (Heat) - 20
- Enes Kanter (Blazers) - 20

**Triple-Doubles**

- Russell Westbrook (Wizards) - 10
- Julius Randle (Knicks) - 1
- Bam Adebayo (Heat) - 1



**DEMARCUS COUSINS**  
**HOUSTON ROCKETS**  
 DRAFTED: 2010 / Rd 1, Pk 5 (Sacramento)  
**2020-21 NBA STATS**

PPG	RPG	APG	BPG
9.6	7.6	2.4	0.7

**CAREER**

PPG	RPG	BPG
20.8	10.7	1.2

**NBA NOTES** Released by the Rockets on Feb. 23 and is now a free agent




**ANTHONY DAVIS**  
**LOS ANGELES LAKERS**  
 DRAFTED: 2012 / Rd 1, Pk 1 (New Orleans)  
**2020-21 NBA STATS**

PPG	RPG	BPG	PER
22.5	8.4	1.8	24.79

**CAREER**

PPG	RPG	BPG
23.9	10.3	2.4

**NBA NOTES** Selected for eighth All-Star Game, but will not play due to injury




**DE'AARON FOX**  
**SACRAMENTO KINGS**  
 DRAFT: 2017 / Rd 1, Pk 5 (Sacramento)  
**2020-21 NBA STATS**

PPG	RPG	APG	SPG
23.0	3.2	7.6	1.2

**CAREER**

PPG	RPG	APG
17.2	3.4	6.3

**NBA NOTES** Has scored in double-figures in all but one game and has 12 games with 25 or more




**WENYEN GABRIEL**  
**NEW ORLEANS PELICANS**  
 2018 / Undrafted, Signed by Sacramento  
**2020-21 NBA STATS**

PPG	RPG	APG	MPG
0.0	1.3	0.3	3.3

**CAREER**

PPG	RPG	MPG
1.9	1.7	7.4

**NBA NOTES** Had three rebounds and an assist in his first appearance with the Pelicans on Jan. 30




**TYLER HERRO**  
**MIAMI HEAT**  
 DRAFT: 2019 / Rd 1, Pk 13 (Miami)  
**2020-21 NBA STATS**

PPG	RPG	APG	FG%
15.8	5.7	3.6	43.1

**CAREER**

PPG	RPG	APG
14.2	4.6	2.6

**NBA NOTES** Named an NBA Rising Star for the second straight season



**KELDON JOHNSON**  
**SAN ANTONIO SPURS**  
 DRAFT: 2019 / Rd 1, Pk 29 (San Antonio)  
**2020-21 NBA STATS**

PPG	RPG	APG	FG%
14.1	6.7	2.2	47.2


**CAREER**

PPG	RPG	APG
12.2	5.4	1.7

**NBA NOTES** Tapped an NBA Rising Star and has 21 double-figure scoring games this season



# KENTUCKY X NBA



**ENES KANTER**  
**PORTLAND TRAIL BLAZERS**  
 DRAFT: 2011 / Rd 1, Pk 3 (Utah)  
**2020-21 NBA STATS**

PPG	RPG	APG	FG%
11.9	11.9	1.1	59.4

**CAREER**

PPG	RPG	FG%
11.6	7.8	54.5

**NBA NOTES** One of 11 players in the league averaging a double-double




**KEVIN KNOX**  
**NEW YORK KNICKS**  
 DRAFT: 2018 / Rd 1, Pk 9 (New York)  
**2020-21 NBA STATS**

PPG	RPG	APG	FG%
5.1	1.9	0.7	39.5

**CAREER**

PPG	RPG	FG%
9.1	3.4	36.9

**NBA NOTES** Scored 19 points and added five boards against Brooklyn on Jan. 13



**TREY LYLES**  
**SAN ANTONIO SPURS**  
 DRAFT: 2015 / Rd 1, Pk 12 (Utah)  
**2020-21 NBA STATS**

PPG	RPG	APG	FG%
5.8	4.1	0.6	50.6

**CAREER**

PPG	RPG	APG
7.3	4.2	1.0

**NBA NOTES** Had 15 points and 10 rebounds in 27 minutes against the Thunder on March 4




**TYRESE MAXEY**  
**PHILADELPHIA 76ERS**  
 DRAFT: 2020 / Rd 1, Pk 21 (Philadelphia)  
**2020-21 NBA STATS**

PPG	RPG	APG	MPG
8.0	1.9	1.8	16.2

**CAREER**

PPG	RPG	APG
8.0	1.9	1.8

**NBA NOTES** In his first career NBA start, scored 39 points and added six assists on Jan. 9



**DARIUS MILLER**  
**OKLAHOMA CITY THUNDER**  
 DRAFT: 2012 / Rd 2, Pk 46 (New Orleans)  
**2020-21 NBA STATS**

PPG	RPG	APG	FG%
2.8	1.3	0.8	45.8

**CAREER**

PPG	RPG	FG%
5.9	1.7	41.8

**NBA NOTES** Had a season-high nine points with two rebounds and assists vs. Minnesota on Feb. 5




**MALIK MONK**  
**CHARLOTTE HORNETS**  
 DRAFT: 2017 / Rd 1, Pk 11 (Charlotte)  
**2020-21 NBA STATS**

PPG	RPG	APG	FG%
13.5	2.9	1.9	46.2

**CAREER**

PPG	RPG	APG
9.1	2.0	1.7

**NBA NOTES** Scored a career-high 36 points on Feb. 1; has six straight 18-plus scoring games




**MYCHAL MULDER**  
**GOLDEN STATE WARRIORS**  
 DRAFT: 2020 / Undrafted, Signed by Golden State  
**2020-21 NBA STATS**

PPG	RPG	APG	MPG
4.1	0.9	0.4	10.8

**CAREER**

PPG	RPG	MPG
5.3	1.3	10.6

**NBA NOTES** An NBA Rising Star; scored 12 points on 4-of-6 from 3-point range on Feb. 15




**JAMAL MURRAY**  
**DENVER NUGGETS**  
 DRAFT: 2016 / Rd 1, Pk 7 (Denver)  
**2020-21 NBA STATS**

PPG	RPG	APG	SPG
21.8	4.2	4.6	1.1

**CAREER**

PPG	APG	RPG
16.2	3.8	3.6

**NBA NOTES** On 2/19, became the first player in NBA history to score 50 points without a free throw




**NERLENS NOEL**  
**NEW YORK KNICKS**  
 DRAFT: 2015 / Rd 1, Pk 12 (New Orleans)  
**2020-21 NBA STATS**

PPG	RPG	BPG	FG%
4.9	6.1	2.0	61.3

**CAREER**

PPG	BPG	RPG
7.8	1.4	6.2

**NBA NOTES** Ranks among league leaders in blocks per game and has 21 games with multiple swats



**PATRICK PATTERSON**  
**LOS ANGELES CLIPPERS**  
 DRAFT: 2010 / Rd 1, Pk 14 (Houston)  
**2020-21 NBA STATS**

PPG	RPG	APG	FG%
4.5	2.0	0.5	44.8

**CAREER**

PPG	RPG	APG
6.7	4.0	1.0

**NBA NOTES** Scored a season-high 13 points in 20 minutes on Jan. 31 in a win over the Knicks



**IMMANUEL QUICKLEY**  
**NEW YORK KNICKS**  
 DRAFT: 2020 / Rd 1, Pk 25 (OKC)  
**2020-21 NBA STATS**

PPG	RPG	APG	FG%
12.2	2.3	2.4	39.5

**CAREER**

PPG	RPG	APG
12.2	2.3	2.4

**NBA NOTES** Had a career-high 31 against Portland on Jan. 24; scored in double digits in 17 games



**JULIUS RANDLE**  
**NEW YORK KNICKS**  
 DRAFT: 2014 / Rd 1, Pk 7 (LA Lakers)  
**2020-21 NBA STATS**

PPG	RPG	APG	FG%
23.2	11.1	5.5	48.3

**CAREER**

PPG	RPG	APG
16.7	9.2	3.0

**NBA NOTES** First-time NBA All-Star, selected to Eastern Conference reserves



**NICK RICHARDS**  
**CHARLOTTE HORNETS**  
 DRAFTED: 2020 / Rd 2, Pk 42 (New Orleans)  
**2020-21 NBA STATS**

PPG	RPG	MPG	FG%
1.4	0.8	2.9	50.0

**CAREER**

PPG	RPG	MPG
1.4	0.8	2.9

**NBA NOTES** Played a season-high seven minutes with two points and two rebounds on Feb. 7



**RAJON RONDO**  
**ATLANTA HAWKS**  
 DRAFTED: 2006 / Rd 1, Pk 21 (Phoenix)  
**2020-21 NBA STATS**

PPG	RPG	APG	SPG
3.6	2.2	3.5	0.6

**CAREER**

PPG	RPG	APG
10.1	4.7	8.2

**NBA NOTES** Four-time NBA All-Star in his 14th season in the NBA; won the 2020 title with Lakers



**KARL-ANTHONY TOWNS**  
**MINNESOTA TIMBERWOLVES**  
 DRAFTED: 2015 / Rd 1, Pk 1 (Minnesota)  
**2020-21 NBA STATS**

PPG	RPG	APG	PER
22.0	10.9	3.9	22.75

**CAREER**

PPG	RPG	FG%
22.6	11.7	53.2

**NBA NOTES** Has scored 20-plus in all but five games this season with 13 double-doubles



**JARRED VANDERBILT**  
**MINNESOTA TIMBERWOLVES**  
 DRAFT: 2018 / Rd 2, Pk 41 (Orlando)  
**2020-21 NBA STATS**

PPG	RPG	APG	BPG
6.1	5.7	1.6	0.7

**CAREER**

PPG	RPG	APG
3.9	3.7	0.9

**NBA NOTES** Scored 16 points and had six boards and four steals vs. Chicago on Feb. 24



**JOHN WALL**  
**WASHINGTON WIZARDS**  
 DRAFT: 2010 / Rd 1, Pk 1 (Washington)  
**2020-21 NBA STATS**

PPG	RPG	APG	SPG
21.0	3.2	6.0	0.9

**CAREER**

PPG	APG	RPG
19.1	9.1	4.3

**NBA NOTES** Scored in double figures in all but one game this season; 15 games with 20-plus



**PJ WASHINGTON**  
**CHARLOTTE HORNETS**  
 DRAFT: 2019 / Rd 1, Pk 12 (Charlotte)  
**2019-20 NBA STATS**

PPG	RPG	APG	FG%
12.5	6.3	2.9	45.3

**CAREER**

PPG	RPG	FG%
12.3	5.8	45.3

**NBA NOTES** Scored a career-high 42 points against the Kings on Feb. 28



# JACOB TOPPIN

Sophomore | Forward | 6-9 | 194 lbs | Brooklyn, N.Y. | Rhode Island



[@JtoppinO](#) | [@jtoppin\\_0](#)

2020-21 SEASON/CAREER HIGHS*		
<b>Points</b>		
Season	16, at Vanderbilt (2/17/21)	
Career	16, at Vanderbilt (2/17/21)	
<b>Rebounds</b>		
Season	7, AUBURN (2/13/21)	
Career	8, RICHMOND (1/5/20)	
<b>Field Goals</b>		
Season	5, 2x, last at Vanderbilt (2/17/21)	
Career	5, 4x, last at Vanderbilt (2/17/21)	
<b>Field Goals Attempted</b>		
Season	9, at Vanderbilt (2/17/21)	
Career	11, vs. LSU (11/24/19)	
<b>3-Point Field Goals</b>		
Season	2, ARKANSAS (2/9/21)	
Career	3, ALABAMA (11/15/19)	
<b>3-Point Field Goals Attempted</b>		
Season	2, 4x, last FLORIDA (2/27/21)	
Career	4, 3x, last at Fordham (2/26/20)	
<b>Free Throws</b>		
Season	6, FLORIDA (2/27/21)	
Career	6, FLORIDA (2/27/21)	
<b>Free Throws Attempted</b>		
Season	8, FLORIDA (2/27/21)	
Career	8, FLORIDA (2/27/21)	
<b>Assists</b>		
Season	2, 3x, last SOUTH CAROLINA (3/6/21)	
Career	3, at Fordham (2/26/20)	
<b>Steals</b>		
Season	3, at Ole Miss (3/2/21)	
Career	3, at Ole Miss (3/2/21)	
<b>Blocked Shots</b>		
Season	1, 5x, last SOUTH CAROLINA (3/6/21)	
Career	1, 17x, last SOUTH CAROLINA (3/6/21)	
<b>Minutes Played</b>		
Season	30, at Ole Miss (3/2/21)	
Career	32, at Fordham (2/26/20)	
<b>MISCELLANEOUS</b>		
	<b>2020-21</b>	<b>CAREER*</b>
Dunks	9	23
Double-Figure Scoring Games	4	9
Double-Figure Rebounding Games	-	-
Games With Double-Double	-	-
Games Led UK in Scoring	-	-
Games Led UK in Rebounding	2	2
Games Led UK in Assists	-	2
Games Led UK in Steals	1	1
Games Led UK in Blocks	2	5
Games With 3+ Assists	-	1
Games With 3+ Blocks	-	-
Games With 3+ Steals	1	1
Games With 3+ Three-Pointers	-	1

\*includes Rhode Island statistics

- Making a greater impact as the season progresses, averaging 7.7 points and 4.4 rebounds in 23.0 minutes per game over the last seven games
- Recorded a career-high 16 points at Vanderbilt with a season-high seven boards vs. Auburn
  - “For Jacob, this is found money,” John Calipari said following the game in reference to Toppin playing this season after initially intending to redshirt. “This is money he found in the couch. Nice bit of change he picked up”
- Followed with 11 points in 21 minutes at home vs. Florida
- Solid three-game stretch (Dec. 26 - Jan. 5) vs. Louisville, Mississippi State and Vanderbilt, where he averaged 7.3 points and 5.3 rebounds over those three games
- Three of his four double-figure scoring games have come on the road, at Louisville, Auburn and Vanderbilt; also had season-high seven rebounds at Auburn
- Granted immediate eligibility to play for Kentucky this season after transferring from Rhode Island
- Top vertical on the team with at 42.5 inches
- Immediate contributor as a freshman with Rhode Island, helping the team to a 21-9 record and 13-5 mark in the Atlantic 10
  - Appeared in all 30 games as a freshman
  - Averaged 5.1 points and 3.9 rebounds per game
  - Scored in double figures five times and made 13 3-pointers
  - Started and scored nine points, grabbed six rebounds, had three assists and hit the game-winning free throws with 6.6 seconds left in a 76-75 win at Fordham
  - Made his first career start and posted nine points, four rebounds against Davidson
  - Scored 12 points with eight rebounds against Richmond
- Averaged 15.6 points and 8.8 rebounds for Woodstock Academy his senior season
- Unranked prospect who received his first offer six months before signing a national letter of intent

## BIO BLAST

**Birthday:** May 8

**Parents:** Roni and Obadiah Toppin

**Major:** Undeclared/exploratory studies in agriculture

**Secret talent ...**  
Can play the piano

**Did you know ...**  
His favorite food is Italian

**Need to know ...**  
Younger brother of 2020 National Player of the Year, Obi Toppin

## Game-By-Game Statistics

Opponent	Date	GS	Min	FG-A	Pct.	3FG-A	Pct.	FT-A	Pct.	Off-Def-Tot	PF	Ast	TO	Blk	Stl	Pts
MOREHEAD STATE	11/25/20		9	1-4	.250	0-0	.000	0-0	.000	0-2-2	0	1	2	0	1	2
RICHMOND	11/29/20		2	0-0	.000	0-0	.000	0-0	.000	0-1-1	0	0	1	0	0	0
vs. Kansas	12/1/20		11	2-4	.500	0-1	.000	2-3	.667	2-1-3	2	0	1	0	0	6
vs. Georgia Tech	12/6/20		11	1-1	1.000	0-0	.000	0-0	.000	0-1-1	0	0	0	0	0	2
NOTRE DAME	12/12/20		18	1-5	.200	0-2	.000	0-0	.000	1-2-3	2	1	0	0	0	2
vs. North Carolina	12/19/20		19	1-6	.167	0-0	.000	2-2	1.000	1-1-2	0	0	1	0	1	4
at Louisville	12/26/20		25	5-7	.714	0-0	.000	0-1	.000	1-5-6	0	0	0	0	0	10
at Mississippi State	1/2/21		11	3-7	.429	0-0	.000	0-0	.000	2-2-4	1	0	0	0	0	6
VANDERBILT	1/5/21		24	3-4	.750	0-0	.000	0-0	.000	1-5-6	0	0	0	1	1	6
at Florida	1/9/21		8	2-4	.500	0-0	.000	0-0	.000	0-1-1	2	1	0	0	0	4
ALABAMA	1/12/21		25	2-6	.333	0-1	.000	1-2	.500	1-5-6	3	1	1	1	1	5
at Auburn	1/16/21		22	3-4	.750	0-0	.000	4-4	1.000	3-3-6	2	0	3	0	1	10
at Georgia	1/20/21		14	0-1	.000	0-0	.000	4-4	1.000	1-0-1	0	1	1	0	0	4
LSU	1/23/21		9	3-4	.750	0-1	.000	0-0	.000	0-2-2	0	2	1	0	0	6
at Alabama	1/26/21		21	0-1	.000	0-0	.000	0-0	.000	0-5-5	1	0	1	0	1	0
at Missouri	2/3/21									DNP - Illness						
TENNESSEE	2/6/21		15	1-3	.333	0-0	.000	1-2	.500	0-3-3	1	1	1	1	0	3
ARKANSAS	2/9/21		22	3-5	.600	2-2	1.000	1-2	.500	1-5-6	1	1	2	0	0	9
AUBURN	2/13/21		18	2-5	.400	0-0	.000	1-2	.500	1-6-7	2	0	1	0	0	5
at Vanderbilt	2/17/21		23	5-9	.556	1-2	.500	5-5	1.000	2-2-4	1	2	0	1	0	16
at Tennessee	2/20/21		24	2-5	.400	0-0	.000	2-2	1.000	0-4-4	1	1	0	1	2	6
FLORIDA	2/27/21		21	2-6	.333	1-2	.500	6-8	.750	1-2-3	1	0	1	0	0	11
at Ole Miss	3/2/21		30	1-3	.333	0-1	.000	3-4	.750	2-3-5	3	1	0	0	3	5
SOUTH CAROLINA	3/6/21	*	23	1-4	.250	0-1	.000	0-0	.000	1-1-2	2	2	2	1	0	2

## Career Statistics

Year	GP-GS	Min-Avg	FG-FGA	Pct	3FG-FGA	Pct	FT-FTA	Pct	Off-Def-Tot-Avg	PF-FO	Ast	TO	Blk	Stl	Pts	Avg
2019-20	30-3	556-18.5	55-129	.426	13-53	.245	29-45	.644	42-75-117-3.9	63-0	15	17	12	11	152	5.1
2020-21	23-1	405-17.6	44-98	.449	4-13	.308	32-41	.780	21-62-83-3.6	25-0	15	19	6	11	124	5.4
<b>TOTAL</b>	<b>53-4</b>	<b>961-18.1</b>	<b>99-227</b>	<b>.436</b>	<b>17-66</b>	<b>.258</b>	<b>61-86</b>	<b>.709</b>	<b>63-137-200-3.8</b>	<b>88-0</b>	<b>30</b>	<b>36</b>	<b>18</b>	<b>22</b>	<b>276</b>	<b>5.2</b>



# DEVIN ASKEW

Freshman | Guard | 6-3 | 198 lbs | Sacramento, Calif. | Mater Dei

# 2

[@babydev5](#) | [@babydev](#)



2020-21 SEASON/CAREER HIGHS		
<b>Points</b>		
Season	14, TENNESSEE (2/6/21)	
Career	14, TENNESSEE (2/6/21)	
<b>Rebounds</b>		
Season	5, 3x, last AUBURN (2/13/21)	
Career	5, 3x, last AUBURN (2/13/21)	
<b>Field Goals</b>		
Season	5, 3x, last TENNESSEE (2/6/21)	
Career	5, 3x, last TENNESSEE (2/6/21)	
<b>Field Goals Attempted</b>		
Season	12, VANDERBILT (1/5/21)	
Career	12, VANDERBILT (1/5/21)	
<b>3-Point Field Goals</b>		
Season	2, 2x, last ARKANSAS (2/9/21)	
Career	2, 2x, last ARKANSAS (2/9/21)	
<b>3-Point Field Goals Attempted</b>		
Season	5, 5x, last at Vanderbilt (2/17/21)	
Career	5, 5x, last at Vanderbilt (2/17/21)	
<b>Free Throws</b>		
Season	6, 2x, last at Vanderbilt (2/17/21)	
Career	6, 2x, last at Vanderbilt (2/17/21)	
<b>Free Throws Attempted</b>		
Season	8, vs. North Carolina (12/19/20)	
Career	8, vs. North Carolina (12/19/20)	
<b>Assists</b>		
Season	7, at Mississippi St. (1/2/21)	
Career	7, at Mississippi St. (1/2/21)	
<b>Steals</b>		
Season	3, 2x, last at Vanderbilt (2/17/21)	
Career	3, 2x, last at Vanderbilt (2/17/21)	
<b>Blocked Shots</b>		
Season	1, 7x, last SOUTH CAROLINA (3/6/21)	
Career	1, 7x, last SOUTH CAROLINA (3/6/21)	
<b>Minutes Played</b>		
Season	43, at Mississippi St. (1/2/21)	
Career	43, at Mississippi St. (1/2/21)	
<b>MISCELLANEOUS</b>		
	<b>2020-21</b>	<b>CAREER</b>
Dunks	-	-
Double-Figure Scoring Games	7	7
Double-Figure Rebounding Games	-	-
Games With Double-Double	-	-
Games Led UK in Scoring	-	-
Games Led UK in Rebounding	-	-
Games Led UK in Assists	16	16
Games Led UK in Steals	6	6
Games Led UK in Blocks	2	2
Games With 3+ Assists	16	16
Games With 3+ Blocks	-	-
Games With 3+ Steals	2	2
Games With 3+ Three-Pointers	-	-

- Leads the team with 73 assists and led the team in assists in a team-high 16 games
- Scored nine or more points in four straight games from Feb. 6 to Feb. 17
  - 11 points, six assists (one off his career high) with two 3-pointers vs. Arkansas
  - Best all-around game as a Wildcat vs. Tennessee at home with a career-high 14 points on 5-of-7 shooting, four assists and two steals
- Three or more assists in 15 of the last 19 games
- Responded admirably to early adversity with a solid six-game run, averaging 10.3 points, 3.5 assists, 2.8 rebounds and 1.7 steals per game from Dec. 19 to Jan. 12
  - 12 points to go along with a team-high three assists and four rebounds against UNC
  - Dished out a career-high seven assists -- most by a Wildcat this season -- to go along with 11 points (5-of-10 shooting) at Mississippi State
  - Had 11 points, three assists and a career-best three swipes against Vanderbilt
  - "He's never stopped working," assistant coach Bruiser Flint said of the run. "He's one of the hardest workers I've ever been around as a coach, period"
- Five-star prospect by ESPN and tabbed the No. 26 overall player in the 2020 class by ESPN and the consensus No. 1 point guard in the 2021 class prior to reclassifying
- Averaged 16.7 points, 6.3 assists and 4.9 rebounds in his senior season at Mater Dei High School
- Named to the Jordan Brand Classic roster
- Tabbed California Interscholastic Federation First Team as a senior and the Trinity League Player of the Year
- Led his team as a sophomore to the CIF Open Division Southern California Regional championship
- Directed his team to the Peach Jam finals in the summer of 2019 and averaged 11.6 points, 5.1 assists and 4.8 rebounds per game while shooting 41.4% from 3 in the Nike Elite Youth Basketball League

## BIO BLAST

**Birthdate:** July 26

**Parents:** Katie and Brian Askew

**Major:** Finance

**Superstition ...**  
Plays with a \$5 bill in his left sock

**Did you know ...**  
His father played soccer at Fresno State and professionally

**Good works ...**  
Participated in Anaheim Stadium Buddy Walks, helped serve food to the homeless in Santa Ana and assisted in coaching youth basketball

## Game-By-Game Statistics

Opponent	Date	GS	Min	FG-A	Pct.	3FG-A	Pct.	FT-A	Pct.	Off-Def-Tot	PF	Ast	TO	Blk	Stl	Pts
MOREHEAD STATE	11/25/20	*	27	5-9	.556	2-3	.667	0-0	.000	0-3-3	1	4	4	0	0	12
RICHMOND	11/29/20	*	36	0-3	.000	0-2	.000	2-2	1.000	0-3-3	1	2	3	0	0	2
vs. Kansas	12/1/20	*	24	1-5	.200	0-2	.000	5-6	.833	1-1-2	3	1	4	0	1	7
vs. Georgia Tech	12/6/20	*	27	1-2	.500	1-1	1.000	0-0	.000	0-1-1	1	1	2	0	1	3
NOTRE DAME	12/12/20		22	1-2	.500	1-2	.500	0-0	.000	0-2-2	1	1	0	0	0	3
vs. North Carolina	12/19/20		26	3-6	.500	0-1	.000	6-8	.750	1-3-4	2	3	2	1	1	12
at Louisville	12/26/20	*	36	3-9	.333	1-5	.200	0-0	.000	0-3-3	1	3	1	0	2	7
at Mississippi State	1/2/21	*	43	5-10	.500	1-3	.333	0-0	.000	2-2-4	2	7	3	0	2	11
VANDERBILT	1/5/21	*	23	4-12	.333	1-2	.500	2-3	.667	0-0-0	3	3	0	1	3	11
at Florida	1/9/21	*	31	2-5	.400	1-1	1.000	4-4	1.000	0-3-3	3	3	3	1	1	9
ALABAMA	1/12/21	*	35	4-9	.444	1-5	.200	3-3	1.000	1-2-3	2	2	3	0	1	12
at Auburn	1/16/21	*	30	2-6	.333	0-2	.000	1-2	.500	0-3-3	1	3	2	0	0	5
at Georgia	1/20/21	*	30	0-6	.000	0-1	.000	3-5	.600	2-3-5	2	4	5	1	2	3
LSU	1/23/21	*	33	0-5	.000	0-5	.000	0-1	.000	0-3-3	2	4	1	0	0	0
at Alabama	1/26/21	*	24	0-2	.000	0-0	.000	2-2	1.000	0-1-1	4	2	1	0	1	2
at Missouri	2/3/21	*	31	2-8	.250	0-1	.000	3-5	.600	0-3-3	4	4	2	1	0	7
TENNESSEE	2/6/21	*	33	5-7	.714	1-2	.500	3-3	1.000	0-5-5	1	4	2	0	2	14
ARKANSAS	2/9/21	*	25	3-8	.375	2-5	.400	3-4	.750	0-1-1	0	6	1	0	0	11
AUBURN	2/13/21	*	33	3-8	.375	1-1	1.000	2-2	1.000	1-4-5	1	4	2	1	1	9
at Vanderbilt	2/17/21	*	34	1-6	.167	1-5	.200	6-6	1.000	0-2-2	1	3	4	0	3	9
at Tennessee	2/20/21	*	31	3-4	.750	1-1	1.000	0-0	.000	0-1-1	4	4	1	0	0	7
FLORIDA	2/27/21		30	0-5	.000	0-3	.000	1-2	.500	1-1-2	4	3	3	0	1	1
at Ole Miss	3/2/21	*	18	0-1	.000	0-1	.000	0-0	.000	0-1-1	0	0	1	0	0	0
SOUTH CAROLINA	3/6/21		19	1-3	.333	0-0	.000	4-4	1.000	0-3-3	2	2	0	1	0	6

## Career Statistics

Year	GP-GS	Min-Avg	FG-FGA	Pct	3FG-FGA	Pct	FT-FTA	Pct	Off-Def-Tot-Avg	PF-FO	Ast	TO	Blk	Stl	Pts	Avg
2020-21	24-20	701-29.2	49-141	.348	15-54	.278	50-62	.806	9-54-63-2.6	46-0	73	50	7	22	163	6.8
<b>TOTAL</b>	<b>24-20</b>	<b>701-29.2</b>	<b>49-141</b>	<b>.348</b>	<b>15-54</b>	<b>.278</b>	<b>50-62</b>	<b>.806</b>	<b>9-54-63-2.6</b>	<b>46-0</b>	<b>73</b>	<b>50</b>	<b>7</b>	<b>22</b>	<b>163</b>	<b>6.8</b>

# BRANDON BOSTON JR.

Freshman | Guard | 6-3 | 185 lbs | Norcross, Ga. | Sierra Canyon

# 3



[@bboston\\_](#) | 
 [@brandonboston](#)

2020-21 SEASON/CAREER HIGHS		
<b>Points</b>		
Season	21, SOUTH CAROLINA (3/6/21)	
Career	21, SOUTH CAROLINA (3/6/21)	
<b>Rebounds</b>		
Season	10, RICHMOND (11/29/20)	
Career	10, RICHMOND (11/29/20)	
<b>Field Goals</b>		
Season	9, at Georgia (1/20/21)	
Career	9, at Georgia (1/20/21)	
<b>Field Goals Attempted</b>		
Season	20, RICHMOND (11/29/20)	
Career	20, RICHMOND (11/29/20)	
<b>3-Point Field Goals</b>		
Season	6, SOUTH CAROLINA (3/6/21)	
Career	6, SOUTH CAROLINA (3/6/21)	
<b>3-Point Field Goals Attempted</b>		
Season	10, SOUTH CAROLINA (3/6/21)	
Career	10, SOUTH CAROLINA (3/6/21)	
<b>Free Throws</b>		
Season	6, 2x, last FLORIDA (2/27/21)	
Career	6, 2x, last FLORIDA (2/27/21)	
<b>Free Throws Attempted</b>		
Season	8, vs. North Carolina (12/19/20)	
Career	8, vs. North Carolina (12/19/20)	
<b>Assists</b>		
Season	3, 5x, last SOUTH CAROLINA (3/6/21)	
Career	3, 5x, last SOUTH CAROLINA (3/6/21)	
<b>Steals</b>		
Season	4, 2x, last AUBURN (2/13/21)	
Career	4, 2x, last AUBURN (2/13/21)	
<b>Blocked Shots</b>		
Season	1, 4x, last AUBURN (2/13/21)	
Career	1, 4x, last AUBURN (2/13/21)	
<b>Minutes Played</b>		
Season	38, RICHMOND (11/29/20)	
Career	38, RICHMOND (11/29/20)	
<b>MISCELLANEOUS</b>		
	<b>2020-21</b>	<b>CAREER</b>
Dunks	10	10
Double-Figure Scoring Games	17	17
Double-Figure Rebounding Games	1	1
Games With Double-Double	1	1
Games Led UK in Scoring	8	8
Games Led UK in Rebounding	3	3
Games Led UK in Assists	1	1
Games Led UK in Steals	9	9
Games Led UK in Blocks	1	1
Games With 3+ Assists	5	5
Games With 3+ Blocks	-	-
Games With 3+ Steals	6	6
Games With 3+ Three-Pointers	4	4

- Leads the team with a 12.0 scoring average and team-high 17 games in double figures
- Career-high 21 points with a career-best six pointers vs. South Carolina
- Scored 17 points in win vs. Auburn, including five 3-pointers; also tied career bests with three assists and four steals
- Made 23 3-pointers over the last 11 games after making seven in the first 13
- Leads the team in steals and has recorded three or more swipes in six games
- Scored 17 points on 6-of-10 shooting and four 3-pointers, plus seven rebounds and a career-high-tying three assists vs. Arkansas
- Averaged 18.0 points on 47.1% shooting and 6.5 rebounds in games vs. Georgia, LSU
  - 18 points and seven rebounds off the bench at Georgia
  - 18 points, three assists and two 3-pointers vs. LSU, including a personal 8-0 run in the second half to help the Wildcats create separation
- Recorded 15 points and seven rebounds vs. North Carolina
- First career double-double with a game-high 20 points and 10 rebounds vs. Richmond
- Consensus five-star prospect and Kentucky's top-ranked player in the 2020 class
- Ranked as high as No. 5 overall by Rivals
- Averaged 19.7 points and 7.0 rebounds per game in helping lead Sierra Canyon to a 30-4 mark and a No. 2 national ranking as a senior
- Named the California Male Athlete of the Year and the California Basketball Player of the Year by USA Today. Was also tabbed a First Team Naismith All-American, Second Team Sports Illustrated All-American, SLAM Magazine All-American, California Mr. Basketball and the Gold Coast League MVP
- Averaged 22.8 points, 8.1 rebounds, 3.2 assists and 1.9 steals per game in the Nike Elite Youth Basketball League circuit prior to his senior season
- Earned 2018-19 MaxPreps Boys Basketball Junior All-American Team Honorable Mention distinction after averaging 18.4 points, 5.4 rebounds 1.9 steals while leading his previous high school in Norcross, Georgia, to the state semifinals as a junior

## BIO BLAST

**Birthday:** November 28

**Parents:** Alissa and Brandon Boston Sr.

**Major:** Business management

**Secret talent ...**  
Enjoys drawing

**Did you know ...**  
He is interested in film and wants to one day own a production company

**Superstitious ...**  
Eats candy before games and always has a dollar bill in his shoe

## Game-By-Game Statistics

Opponent	Date	GS	Min	FG-A	Pct.	3FG-A	Pct.	FT-A	Pct.	Off-Def-Tot	PF	Ast	TO	Blk	Stl	Pts
MOREHEAD STATE	11/25/20	*	33	7-14	.500	0-4	.000	1-1	1.000	2-5-7	3	1	2	0	1	15
RICHMOND	11/29/20	*	38	8-20	.400	0-3	.000	4-6	.667	5-5-10	2	2	2	0	1	20
vs. Kansas	12/1/20	*	31	4-13	.308	0-4	.000	4-4	1.000	1-5-6	1	1	3	0	1	12
vs. Georgia Tech	12/6/20	*	27	4-11	.364	3-7	.429	0-0	.000	1-3-4	2	0	3	0	1	11
NOTRE DAME	12/12/20	*	29	5-15	.333	2-8	.250	2-2	1.000	1-3-4	1	2	2	0	3	14
vs. North Carolina	12/19/20	*	35	5-14	.357	0-3	.000	5-8	.625	3-4-7	3	2	2	1	0	15
at Louisville	12/26/20	*	29	3-11	.273	0-3	.000	5-5	1.000	5-2-7	1	1	2	0	1	11
at Mississippi State	1/2/21	*	31	4-13	.308	0-1	.000	3-5	.600	0-2-2	2	1	1	1	2	11
VANDERBILT	1/5/21	*	27	3-9	.333	0-0	.000	0-0	.000	0-2-2	3	1	0	0	1	6
at Florida	1/9/21	*	28	3-8	.375	1-2	.500	6-6	1.000	1-3-4	1	2	0	0	4	13
ALABAMA	1/12/21	*	26	2-7	.286	0-1	.000	1-2	.500	2-3-5	4	1	1	0	0	5
at Auburn	1/16/21	*	27	2-9	.222	1-4	.250	0-1	.000	0-5-5	2	1	5	0	3	5
at Georgia	1/20/21	*	33	9-17	.529	0-3	.000	0-1	.000	4-3-7	2	0	1	0	1	18
LSU	1/23/21	*	34	7-17	.412	2-7	.286	2-2	1.000	2-4-6	2	3	0	1	1	18
at Alabama	1/26/21	*	31	2-9	.222	0-0	.000	4-4	1.000	1-5-6	3	1	2	0	0	8
at Missouri	2/3/21	*	29	4-9	.444	2-3	.667	0-0	.000	1-2-3	5	2	0	0	1	10
TENNESSEE	2/6/21	*	26	2-11	.182	0-2	.000	2-2	1.000	2-2-4	3	0	1	0	0	6
ARKANSAS	2/9/21	*	34	6-10	.600	4-5	.800	1-2	.500	0-7-7	2	3	1	0	0	17
AUBURN	2/13/21	*	30	5-12	.417	5-8	.625	2-2	1.000	0-0-0	2	3	0	1	4	17
at Vanderbilt	2/17/21	*	28	4-14	.286	2-7	.286	2-2	1.000	2-2-4	2	2	0	0	3	12
at Tennessee	2/20/21	*	33	3-11	.273	0-4	.000	0-1	.000	0-1-1	1	1	3	0	3	6
FLORIDA	2/27/21	*	32	3-10	.300	1-4	.250	6-6	1.000	0-3-3	1	1	1	0	0	13
at Ole Miss	3/2/21	*	32	1-9	.111	1-6	.167	0-0	.000	0-1-1	1	3	2	0	1	3
SOUTH CAROLINA	3/6/21	*	33	7-13	.538	6-10	.600	1-3	.333	0-4-4	0	3	2	0	1	21

## Career Statistics

Year	GP-GS	Min-Avg	FG-FGA	Pct	3FG-FGA	Pct	FT-FTA	Pct	Off-Def-Tot-Avg	PF-FO	Ast	TO	Blk	Stl	Pts	Avg
2020-21	24-23	736-30.7	103-286	.360	30-99	.303	51-65	.785	33-76-109-4.5	49-1	37	36	4	33	287	12.0
<b>TOTAL</b>	<b>24-23</b>	<b>736-30.7</b>	<b>103-286</b>	<b>.360</b>	<b>30-99</b>	<b>.303</b>	<b>51-65</b>	<b>.785</b>	<b>33-76-109-4.5</b>	<b>49-1</b>	<b>37</b>	<b>36</b>	<b>4</b>	<b>33</b>	<b>287</b>	<b>12.0</b>

# TERRENCE CLARKE

Freshman | Guard | 6-7 | 194 lbs | Boston | Brewster Academy

# 5



Twitter: @terrenceclarke\_ | Instagram: @tclarke

2020-21 SEASON/CAREER HIGHS		
<b>Points</b>		
Season	22, vs. Georgia Tech (12/6/20)	
Career	22, vs. Georgia Tech (12/6/20)	
<b>Rebounds</b>		
Season	6, RICHMOND (11/29/20)	
Career	6, RICHMOND (11/29/20)	
<b>Field Goals</b>		
Season	9, vs. Georgia Tech (12/6/20)	
Career	9, vs. Georgia Tech (12/6/20)	
<b>Field Goals Attempted</b>		
Season	4, vs. Georgia Tech (12/6/20)	
Career	14, vs. Georgia Tech (12/6/20)	
<b>3-Point Field Goals</b>		
Season	3, vs. Georgia Tech (12/6/20)	
Career	3, vs. Georgia Tech (12/6/20)	
<b>3-Point Field Goals Attempted</b>		
Season	4, 3x, last NOTRE DAME (12/12/20)	
Career	4, 3x, last NOTRE DAME (12/12/20)	
<b>Free Throws</b>		
Season	5, RICHMOND (11/29/20)	
Career	5, RICHMOND (11/29/20)	
<b>Free Throws Attempted</b>		
Season	9, RICHMOND (11/29/20)	
Career	9, RICHMOND (11/29/20)	
<b>Assists</b>		
Season	4, MOREHEAD STATE (11/25/20)	
Career	4, MOREHEAD STATE (11/25/20)	
<b>Steals</b>		
Season	3, MOREHEAD STATE (11/25/20)	
Career	3, MOREHEAD STATE (11/25/20)	
<b>Blocked Shots</b>		
Season	1, vs. Kansas (12/1/20)	
Career	1, vs. Kansas (12/1/20)	
<b>Minutes Played</b>		
Season	39, NOTRE DAME (12/12/20)	
Career	39, NOTRE DAME (12/12/20)	
<b>MISCELLANEOUS</b>		
	<b>2020-21</b>	<b>CAREER</b>
Dunks	1	1
Double-Figure Scoring Games	4	4
Double-Figure Rebounding Games	-	-
Games With Double-Double	-	-
Games Led UK in Scoring	1	1
Games Led UK in Rebounding	-	-
Games Led UK in Assists	2	2
Games Led UK in Steals	2	2
Games Led UK in Blocks	-	-
Games With 3+ Assists	3	3
Games With 3+ Blocks	-	-
Games With 3+ Steals	1	1
Games With 3+ Three-Pointers	1	1

- Has not played since the Louisville game with a right leg injury and is expected to miss additional time (four additional weeks from Feb. 8) after a recent medical evaluation
  - Calipari on Clarke's injury: "Terrence wants to play so bad. We want him to play. I want him to play. I want to coach him and get him on that court. But there were tears today, his and mine. It looks as though they want him out four weeks. Maybe something could happen sooner but they (the doctors) don't believe so. It's crushing to these kids"
- Had taken on an increased role at the point guard position prior to the injury
- Scored in double figures in four of his first five games before the initial injury
- Started the Notre Dame game at point guard. He logged 14 points, three assists, two rebounds and a steal in that game
- Breakthrough game vs. Georgia Tech with a career-high 22 points on 9-of-14 shooting, including three 3-pointers
- Solid all-around game with 12 points and a game-high four assists and a game-high three steals in his collegiate debut vs. Morehead State
- Consensus five-star prospect who is ranked as high as No. 8 in the final Rivals rankings
- Tabbed to the Sports Illustrated All-American Third Team, Naismith All-American Honorable Mention, New England Preparatory School Athletic Council AAA Player of the Year and a NEPSAC AAA First Team selection
- Chosen for the McDonald's All American Game, the Allen Iverson Roundball Classic and the Jordan Brand Classic
- Member of the Brewster Academy team that won the 2019 National Prep Championships and led his team back to the 2020 finals with a 34-3 record before the COVID-19 pandemic canceled the rest of the event
- Averaged 16.2 points per game to go along with 5.1 rebounds and 3.7 assists per game in the 2019 Nike Elite Youth Basketball League

## BIO BLAST

**Birthday:** September 6

**Parents:** Osmine Clarke and Adrian Briggs

**Major:** Communication

**Did you know ...**  
He played Caribbean pan as a kid

**Few of his favorites ...**  
The Fast and Furious series are his favorite movies and macaroni and cheese is his favorite food

**Favorite memory as a hooper ...**  
Winning the 2019 national championship with Brewster Academy

## Game-By-Game Statistics

Opponent	Date	GS	Min	FG-A	Pct.	3FG-A	Pct.	FT-A	Pct.	Off-Def-Tot	PF	Ast	TO	Blk	Stl	Pts
MOREHEAD STATE	11/25/20	*	31	5-9	.556	0-2	.000	2-5	.400	1-3-4	1	4	2	0	3	12
RICHMOND	11/29/20	*	35	5-10	.500	0-2	.000	5-9	.556	1-5-6	2	1	4	0	1	15
vs. Kansas	12/1/20	*	35	3-11	.273	0-4	.000	0-0	.000	2-1-3	5	2	3	1	0	6
vs. Georgia Tech	12/6/20	*	38	9-14	.643	3-4	.750	1-2	.500	1-2-3	1	3	4	0	0	22
NOTRE DAME	12/12/20	*	39	6-13	.462	2-4	.500	0-0	.000	2-0-2	2	3	4	0	1	14
vs. North Carolina	12/19/20	*	25	3-11	.273	0-3	.000	0-1	.000	0-3-3	5	0	3	0	0	6
at Louisville	12/26/20		16	0-4	.000	0-3	.000	0-0	.000	0-0-0	0	0	1	0	0	0
at Mississippi State	1/2/21															DNP - Right leg injury
VANDERBILT	1/5/21															DNP - Right leg injury
at Florida	1/9/21															DNP - Right leg injury
ALABAMA	1/12/21															DNP - Right leg injury
at Auburn	1/16/21															DNP - Right leg injury
at Georgia	1/20/21															DNP - Right leg injury
LSU	1/23/21															DNP - Right leg injury
at Alabama	1/26/21															DNP - Right leg injury
at Missouri	2/3/21															DNP - Right leg injury
TENNESSEE	2/6/21															DNP - Right leg injury
ARKANSAS	2/9/21															DNP - Right leg injury
AUBURN	2/13/21															DNP - Right leg injury
at Vanderbilt	2/17/21															DNP - Right leg injury
at Tennessee	2/20/21															DNP - Right leg injury
FLORIDA	2/27/21															DNP - Right leg injury
at Ole Miss	3/2/21															DNP - Right leg injury
SOUTH CAROLINA	3/6/21															DNP - Right leg injury

## Career Statistics

Year	GP-GS	Min-Avg	FG-FGA	Pct	3FG-FGA	Pct	FT-FTA	Pct	Off-Def-Tot-Avg	PF-FO	Ast	TO	Blk	Stl	Pts	Avg
2020-21	7-6	219-31.3	31-72	.431	5-22	.227	8-17	.471	6-15-21-3.0	16-2	13	21	1	5	75	10.7
<b>TOTAL</b>	<b>7-6</b>	<b>219-31.3</b>	<b>31-72</b>	<b>.431</b>	<b>5-22</b>	<b>.227</b>	<b>8-17</b>	<b>.471</b>	<b>6-15-21-3.0</b>	<b>16-2</b>	<b>13</b>	<b>21</b>	<b>1</b>	<b>5</b>	<b>75</b>	<b>10.7</b>

# DAVION MINTZ

Graduate Student | Guard | 6-3 | 196 lbs | Charlotte, N.C. | Creighton

# 10

Twitter: @deemintz1 | Instagram: @davion



### BIO BLAST

**Birthday:** June 30

**Parents:** Sean and Sandy Mintz

**Major:** Graduate degree in kinesiology and health promotion

**Why No. 10 ...**  
Because it means complete and is one of his favorite numbers

**Furry friend ...**  
Adopted a dog in 2020 and named her Kogi after Kobe and Gianna Bryant

**What's playing pregame ...**  
Listens to Eric Thomas, a hip-hop motivational preacher, R&B, gospel

2020-21 SEASON/CAREER HIGHS*		
<b>Points</b>		
Season	21, FLORIDA (2/27/21)	
Career	21, 2x, last FLORIDA (2/27/21)	
<b>Rebounds</b>		
Season	8, vs. North Carolina (12/19/20)	
Career	9, VILLANOVA (2/24/18)	
<b>Field Goals</b>		
Season	7, 2x, last SOUTH CAROLINA (3/6/21)	
Career	8, MARQUETTE (1/9/19)	
<b>Field Goals Attempted</b>		
Season	14, FLORIDA (2/27/21)	
Career	14, 3x, last, FLORIDA (2/27/21)	
<b>3-Point Field Goals</b>		
Season	6, SOUTH CAROLINA (3/6/21)	
Career	6, SOUTH CAROLINA (3/6/21)	
<b>3-Point Field Goals Attempted</b>		
Season	11, SOUTH CAROLINA (3/6/21)	
Career	11, SOUTH CAROLINA (3/6/21)	
<b>Free Throws</b>		
Season	5, 2x, last FLORIDA (2/27/21)	
Career	7, MARQUETTE (1/21/17)	
<b>Free Throws Attempted</b>		
Season	8, LSU (1/23/21)	
Career	10, vs. UCLA (11/20/17)	
<b>Assists</b>		
Season	8, at Ole Miss (3/2/21)	
Career	8, 2x, last at Ole Miss (3/2/21)	
<b>Steals</b>		
Season	3, FLORIDA (2/27/21)	
Career	6, at Marquette (3/3/19)	
<b>Blocked Shots</b>		
Season	1, 5x, FLORIDA (2/27/21)	
Career	2, vs. Loyola Chicago (3/19/19)	
<b>Minutes Played</b>		
Season	41, at Mississippi St. (1/2/21)	
Career	45, at Villanova (2/6/19)	
<b>MISCELLANEOUS</b>		
	<b>2020-21</b>	<b>CAREER*</b>
Dunks	5	12
Double-Figure Scoring Games	16	40
Double-Figure Rebounding Games	-	-
Games With Double-Double	-	-
Games Led UK in Scoring	9	10
Games Led UK in Rebounding	2	4
Games Led UK in Assists	7	28
Games Led UK in Steals	7	24
Games Led UK in Blocks	1	7
Games With 3+ Assists	11	51
Games With 3+ Blocks	-	-
Games With 3+ Steals	1	4
Games With 3+ Three-Pointers	8	13

\*includes Creighton statistics

- Led UK in scoring in regular-season SEC play with 11.8 points per game
- Scored in double figures in five straight games, averaging 16.8 points per game during the stretch with a combined 20 3-pointers
- Leads Kentucky with 52 3-pointers, including 25 of 57 in the last seven games
- Hit multiple 3-pointers in 10 of the last 11 games
- Scored 20 points vs. South Carolina on a career-high six 3-pointers, including five in a span of less than three and a half minutes to break the game open
  - Also dished out seven assists for a 15-assist total over the last two games
- Made five 3-pointers at Tennessee en route to 15 points
- Dished out a career-high-tying eight assists at Ole Miss to go along with 10 points
- Made multiple clutch 3s late in the game, including go-ahead 3 with 34 seconds left in win vs. Auburn and game-winning 3 with 47 seconds left in home win vs. Vanderbilt
- Scored a team-high 18 points with four 3-pointers in the win at Vanderbilt
- Recorded 19 points with four 3-pointers to go with seven rebounds, two assists and a pair of steals at Louisville
- Posted 18 points with four 3s at Missouri and at Vanderbilt
- Recorded 17 points, eight rebounds and three 3-pointers, all team highs, vs. UNC
- Graduate transfer who redshirted for Creighton's Big East champion team that finished 24-7 after battling ankle injuries throughout the season
- Missed all of last season with an injury at Creighton
- Most 185-pound bench lifts on the team with 14 reps
- Appeared in 97 career games with 79 starts at Creighton
  - In 2018-19, started all 35 games in the backcourt, averaging 9.7 points, 3.0 assists and 3.0 rebounds in 28.8 minutes per game
  - Ranked second on the team with 40 steals, third with 60 free throws made and fourth with 43 3-pointers made
  - Poured in a career-high 21 points and made 5 of 8 trifectas vs. No. 21 Marquette
  - As a sophomore, started all but one game at point guard and averaged 6.1 points, 3.2 rebounds and a team-high 3.1 assists per game
  - Led the Big East and ranked 15th nationally in assist-to-turnover ratio and also led the Big East in assist-to-turnover ratio in league play only

### Game-By-Game Statistics

Opponent	Date	GS	Min	FG-A	Pct.	3FG-A	Pct.	FT-A	Pct.	Off-Def-Tot	PF	Ast	TO	Blk	Stl	Pts
MOREHEAD STATE	11/25/20		17	2-4	.500	2-3	.667	4-4	1.000	0-1-1	1	3	2	0	1	10
RICHMOND	11/29/20		9	0-4	.000	0-2	.000	0-0	.000	1-0-1	1	0	0	0	1	0
vs. Kansas	12/1/20		22	4-11	.364	2-5	.400	2-4	.500	2-0-2	0	2	3	0	2	12
vs. Georgia Tech	12/6/20		28	2-8	.250	1-7	.143	2-2	1.000	0-3-3	1	6	2	0	1	7
NOTRE DAME	12/12/20	*	30	3-9	.333	0-5	.000	1-1	1.000	1-2-3	3	4	2	0	2	7
vs. North Carolina	12/19/20	*	37	6-11	.545	3-6	.500	2-5	.400	3-5-8	3	2	2	0	0	17
at Louisville	12/26/20	*	38	6-12	.500	4-6	.667	3-5	.600	2-5-7	4	2	2	0	2	19
at Mississippi State	1/2/21	*	41	3-10	.300	1-4	.250	0-2	.000	0-4-4	1	4	5	1	1	7
VANDERBILT	1/5/21	*	35	3-8	.375	2-5	.400	3-4	.750	0-3-3	2	2	0	0	0	11
at Florida	1/9/21	*	36	5-7	.714	2-4	.500	1-1	1.000	0-1-1	3	4	2	0	2	13
ALABAMA	1/12/21	*	25	2-10	.200	1-4	.250	0-0	.000	2-3-5	0	1	1	0	0	5
at Auburn	1/16/21	*	24	5-12	.417	1-4	.250	0-2	.000	2-1-3	4	1	3	0	2	11
at Georgia	1/20/21	*	30	2-7	.286	0-4	.000	0-0	.000	0-2-2	2	2	2	0	0	4
LSU	1/23/21	*	34	2-11	.182	2-7	.286	5-8	.625	1-2-3	2	3	2	0	1	11
at Alabama	1/26/21	*	35	5-11	.455	2-5	.400	0-0	.000	2-3-5	3	4	4	1	1	12
at Missouri	2/3/21	*	33	6-12	.500	4-9	.444	2-3	.667	0-2-2	2	2	3	1	2	18
TENNESSEE	2/6/21	*	28	1-8	.125	0-4	.000	2-2	1.000	0-2-2	3	3	1	1	1	4
ARKANSAS	2/9/21	*	34	3-9	.333	3-7	.429	2-2	1.000	0-3-3	2	2	2	0	1	11
AUBURN	2/13/21	*	26	3-8	.375	2-6	.333	1-2	.500	0-0-0	4	1	2	0	1	9
at Vanderbilt	2/17/21	*	36	5-13	.385	4-9	.444	4-4	1.000	0-5-5	5	3	1	0	0	18
at Tennessee	2/20/21	*	34	5-10	.500	5-7	.714	0-0	.000	1-3-4	0	2	1	0	0	15
FLORIDA	2/27/21	*	39	7-14	.500	2-9	.222	5-5	1.000	0-3-3	0	1	2	1	3	21
at Ole Miss	3/2/21	*	37	3-10	.300	3-8	.375	1-4	.250	1-1-2	2	8	1	0	0	10
SOUTH CAROLINA	3/6/21	*	28	7-13	.538	6-11	.545	0-0	.000	1-4-5	0	7	2	0	0	20

### Career Statistics

Year	GP-GS	Min-Avg	FG-FGA	Pct	3FG-FGA	Pct	FT-FTA	Pct	Off-Def-Tot-Avg	PF-FO	Ast	TO	Blk	Stl	Pts	Avg
2016-17	29-12	354-12.2	30-78	.385	9-25	.360	26-33	.788	1-31-32-1.1	35-0	52	34	4	15	95	3.3
2017-18	33-32	696-21.1	61-151	.404	19-54	.352	60-82	.732	8-96-104.32	44-1	102	36	3	14	201	6.1
2018-19	35-35	1009-28.8	119-286	.416	43-124	.347	60-83	.723	18-87-105-3.0	70-0	105	76	4	40	341	9.7
2020-21	24-20	736-30.7	90-232	.388	52-141	.369	40-60	.667	19-58-77-3.2	48-1	69	47	5	24	272	11.3
<b>TOTAL</b>	<b>121-99</b>	<b>2795-23.1</b>	<b>300-747</b>	<b>.402</b>	<b>123-344</b>	<b>.358</b>	<b>186-258</b>	<b>.721</b>	<b>46-272-318-2.6</b>	<b>197-2</b>	<b>328</b>	<b>193</b>	<b>16</b>	<b>93</b>	<b>909</b>	<b>7.5</b>

# DONTAIE ALLEN

R-Freshman | Guard | 6-6 | 198 lbs | Falmouth, Ky. | Pendleton County

# 11

[@DontaieAllen11](#) | 
 [@dontaieallen11](#) | 
 [@tay.allen.3139](#)



2020-21 SEASON/CAREER HIGHS		
<b>Points</b>		
Season	23, at Mississippi St. (1/2/21)	
Career	23, at Mississippi St. (1/2/21)	
<b>Rebounds</b>		
Season	6, ALABAMA (1/12/21)	
Career	6, ALABAMA (1/12/21)	
<b>Field Goals</b>		
Season	8, at Mississippi St. (1/2/21)	
Career	8, at Mississippi St. (1/2/21)	
<b>Field Goals Attempted</b>		
Season	13, at Mississippi St. (1/2/21)	
Career	13, at Mississippi St. (1/2/21)	
<b>3-Point Field Goals</b>		
Season	7, at Mississippi St. (1/2/21)	
Career	7, at Mississippi St. (1/2/21)	
<b>3-Point Field Goals Attempted</b>		
Season	11, at Mississippi St. (1/2/21)	
Career	11, at Mississippi St. (1/2/21)	
<b>Free Throws</b>		
Season	4, VANDERBILT (1/5/21)	
Career	4, VANDERBILT (1/5/21)	
<b>Free Throws Attempted</b>		
Season	4, VANDERBILT (1/5/21)	
Career	4, VANDERBILT (1/5/21)	
<b>Assists</b>		
Season	2, 2x, last at Alabama (1/26/21)	
Career	2, 2x, last at Alabama (1/26/21)	
<b>Steals</b>		
Season	2, 2x, last SOUTH CAROLINA (3/6/21)	
Career	2, 2x, last SOUTH CAROLINA (3/6/21)	
<b>Blocked Shots</b>		
Season	1, 6x, last SOUTH CAROLINA (3/6/21)	
Career	1, 6x, last SOUTH CAROLINA (3/6/21)	
<b>Minutes Played</b>		
Season	32, 2x, last VANDERBILT (1/5/21)	
Career	32, 2x, last VANDERBILT (1/5/21)	
<b>MISCELLANEOUS</b>		
	<b>2020-21</b>	<b>CAREER</b>
Dunks	1	1
Double-Figure Scoring Games	3	3
Double-Figure Rebounding Games	-	-
Games With Double-Double	-	-
Games Led UK in Scoring	2	2
Games Led UK in Rebounding	1	1
Games Led UK in Assists	-	-
Games Led UK in Steals	3	3
Games Led UK in Blocks	1	1
Games With 3+ Assists	-	-
Games With 3+ Blocks	-	-
Games With 3+ Steals	-	-
Games With 3+ Three-Pointers	2	2

- Was a spark for the Wildcats early in league play with five games of eight points or more in January
- Named SEC Freshman of the Week on Jan. 4 after he enjoyed one of the all-time breakthrough performances with 23 points on 8-of-13 shooting, including 7 of 11 from 3-point range, to fuel a nine-point comeback at Mississippi State, all career highs
  - Played just one minute over the previous three games and 20 career minutes
  - Just the sixth freshman in school history to make seven or more treys in a game
  - Nearly all of his 3-pointers helped turn the game around, including three during the second-half comeback run, one during the first overtime to take the lead and eventually force overtime, and a dagger in the second overtime
- 14 points, five rebounds and a block in the win over Vanderbilt with two key 3-pointers and two free throws late in the game
- Knocked down a 3 and scored four points in his college debut vs. Morehead State
  - First action in any official game -- high school or college -- since December 2018
- Redshirted his freshman year after suffering a torn ACL in his left knee during his senior high school season, limiting his final year to just 13 games
- Became the first in-state signee for Kentucky since 2013
- 18th player in program history to earn Kentucky Mr. Basketball honors
- Concluded high school career with 3,255 points, 11th all-time in state history
- Averaged 42.9 points and 14.2 boards per game during his senior season
  - Dropped 50 or more points in six of his first 12 games
- Averaged 31.8 points and 11.4 rebounds per game during his junior season
  - Shot 59.1% from the floor and 39.6% from 3-point range
- Great size and frame, including an 86.5-inch wingspan and a team-high hand width of 11.5 inches

## BIO BLAST

**Birthday:** November 5  
**Parents:** April and Tony Thomas  
**Major:** Communication  
**Most prized possession ...**  
 His shoe collection  
**Why No. 11 ...**  
 Because it's his favorite number, No. 1, twice  
**Inked ...**  
 His favorite tattoo is the one of him on his left shoulder sitting on a basketball

## Game-By-Game Statistics

Opponent	Date	GS	Min	FG-A	Pct.	3FG-A	Pct.	FT-A	Pct.	Off-Def-Tot	PF	Ast	TO	Blk	Stl	Pts
MOREHEAD STATE	11/25/20	6	1-3	.333	1-3	.333	1-2	.500	1-0-1	1	0	1	0	0	0	4
RICHMOND	11/29/20															
vs. Kansas	12/1/20	9	1-2	.500	1-2	.500	0-0	.000	0-0-0	1	0	0	0	0	0	3
vs. Georgia Tech	12/6/20	4	0-1	.000	0-1	.000	0-0	.000	0-0-0	1	0	3	0	0	0	0
NOTRE DAME	12/12/20															
vs. North Carolina	12/19/20	1	0-0	.000	0-0	.000	0-0	.000	0-0-0	1	0	0	0	0	0	0
at Louisville	12/26/20															
vs. Mississippi State	1/2/21	32	8-13	.615	7-11	.529	0-0	.000	0-4-4	3	0	0	1	0	0	23
VANDERBILT	1/5/21	32	4-10	.400	2-5	.400	4-4	1.000	0-5-5	1	0	1	1	0	0	14
at Florida	1/9/21	22	2-5	.400	2-3	.667	0-0	.000	0-2-2	0	0	0	1	0	0	6
ALABAMA	1/12/21	24	3-8	.375	2-5	.400	0-0	.000	1-5-6	2	0	4	0	0	0	8
at Auburn	1/16/21	23	3-7	.429	2-6	.333	0-1	.000	0-2-2	0	0	0	0	0	0	8
at Georgia	1/20/21 *	23	1-3	.333	0-2	.000	1-2	.500	1-2-3	0	1	2	0	1	3	3
LSU	1/23/21	15	2-6	.333	2-5	.400	0-0	.000	0-1-1	1	2	0	0	0	1	6
at Alabama	1/26/21	24	4-9	.444	4-7	.571	0-0	.000	1-1-2	2	2	3	1	2	12	12
at Missouri	2/3/21	7	0-2	.000	0-2	.000	0-0	.000	1-0-1	0	0	1	0	0	0	0
TENNESSEE	2/6/21	19	1-6	.167	1-5	.200	0-0	.000	0-1-1	2	0	1	0	0	0	3
ARKANSAS	2/9/21	9	0-2	.000	0-1	.000	0-0	.000	0-0-0	0	0	1	0	0	0	0
AUBURN	2/13/21	9	1-3	.333	1-2	.500	0-0	.000	0-1-1	0	0	0	1	0	0	3
at Vanderbilt	2/17/21	2	0-0	.000	0-0	.000	0-0	.000	0-0-0	0	0	0	0	0	0	0
at Tennessee	2/20/21	2	0-0	.000	0-0	.000	0-0	.000	0-1-1	0	0	0	0	0	0	0
FLORIDA	2/27/21	4	0-0	.000	0-0	.000	0-0	.000	0-0-0	1	0	0	0	0	0	0
at Ole Miss	3/2/21	3	0-1	.000	0-1	.000	0-0	.000	0-0-0	0	0	0	0	0	0	0
SOUTH CAROLINA	3/6/21	10	0-4	.000	0-4	.000	2-2	1.000	0-2-2	0	1	0	1	2	2	2

## Career Statistics

Year	GP-GS	Min-Avg	FG-FGA	Pct	3FG-FGA	Pct	FT-FTA	Pct	Off-Def-Tot-Avg	PF-FO	Ast	TO	Blk	Stl	Pts	Avg
2020-21	21-1	280-13.3	31-85	.365	25-65	.385	8-11	.727	5-27-32-1.5	16-0	6	17	6	6	95	4.5
<b>TOTAL</b>	<b>21-1</b>	<b>280-13.3</b>	<b>31-85</b>	<b>.365</b>	<b>25-65</b>	<b>.385</b>	<b>8-11</b>	<b>.727</b>	<b>5-27-32-1.5</b>	<b>16-0</b>	<b>6</b>	<b>17</b>	<b>6</b>	<b>6</b>	<b>95</b>	<b>4.5</b>

# KEION BROOKS JR.

Sophomore | Forward | 6-7 | 205 lbs | Fort Wayne, Ind. | La Lumiere

# 12



[@KeionB\\_12](#) | [@klbj.xii](#)

2020-21 SEASON/CAREER HIGHS		
<b>Points</b>		
Season	23, TENNESSEE (2/6/21)	
Career	23, TENNESSEE (2/6/21)	
<b>Rebounds</b>		
Season	14, at Tennessee (2/20/21)	
Career	14, at Tennessee (2/20/21)	
<b>Field Goals</b>		
Season	8, 2x, last at Ole Miss (3/2/21)	
Career	8, 2x, last at Ole Miss (3/2/21)	
<b>Field Goals Attempted</b>		
Season	16, TENNESSEE (2/6/21)	
Career	16, TENNESSEE (2/6/21)	
<b>3-Point Field Goals</b>		
Season	2, at Missouri (2/3/21)	
Career	2, at Missouri (2/3/21)	
<b>3-Point Field Goals Attempted</b>		
Season	4, 2x, last AUBURN (2/13/21)	
Career	4, 2x, last AUBURN (2/13/21)	
<b>Free Throws</b>		
Season	7, TENNESSEE (2/6/21)	
Career	7, TENNESSEE (2/6/21)	
<b>Free Throws Attempted</b>		
Season	8, TENNESSEE (2/6/21)	
Career	8, TENNESSEE (2/6/21)	
<b>Assists</b>		
Season	5, at Vanderbilt (2/17/21)	
Career	5, at Vanderbilt (2/17/21)	
<b>Steals</b>		
Season	2, 2x, last AUBURN (2/13/21)	
Career	2, 4x, last AUBURN (2/13/21)	
<b>Blocked Shots</b>		
Season	4, at Vanderbilt (2/17/21)	
Career	4, at Vanderbilt (2/17/21)	
<b>Minutes Played</b>		
Season	35, TENNESSEE (2/6/21)	
Career	35, TENNESSEE (2/6/21)	
<b>MISCELLANEOUS</b>		
	<b>2020-21</b>	<b>CAREER</b>
Dunks	11	20
Double-Figure Scoring Games	10	15
Double-Figure Rebounding Games	2	2
Games With Double-Double	2	2
Games Led UK in Scoring	2	2
Games Led UK in Rebounding	6	8
Games Led UK in Assists	3	3
Games Led UK in Steals	-	2
Games Led UK in Blocks	4	6
Games With 3+ Assists	4	4
Games With 3+ Blocks	1	1
Games With 3+ Steals	-	-
Games With 3+ Three-Pointers	-	-

- Missed the first nine games of the season with a left leg injury
- Scored in double figures in 10 of 15 games played
- Leads the team in rebounding (6.9 per game)
- Had team highs in points (16) and rebounds (eight) at Ole Miss
- 10 points and career-high 14 rebounds in win at Tennessee for second double-double
- Effective floor game at Vanderbilt with nine rebounds, plus career highs with five assists and four blocked shots
- Career day vs. Tennessee at home with 23 points and 11 rebounds for his first career double-double
  - Became the third player in the John Calipari era with at least 23 points and at least 10 rebounds off the bench
- Major impact with 12 points, team-high-tying six boards, and team- and career-high four assists at Florida on just two days of practice after being medically cleared
- Played in all 31 games with six starts and five double-figure scoring games in his freshman season
  - Played a then-career-high 27 minutes in the 18-point comeback at Florida, posting his fifth double-figure scoring game of the season with 10 points, including a career-high two 3-pointers
  - Emerged as a spark in the games at Arkansas and vs. Georgia, posting 10 points and seven rebounds vs. the Razorbacks and eight points and five rebounds vs. the Bulldogs, igniting game-changing runs in both games
- 85-inch wingspan
- Underrated athlete with a 37-inch vertical and one of the best dunkers on the team
- Averaged 20.1 points and 7.5 rebounds per game for La Lumiere School, which appeared in the GEICO High School Nationals
  - In the semifinals of that tournament scored a team-high 20 points
- Ranked the No. 24 overall player by the Recruiting Services Consensus Index

## BIO BLAST

**Birthday:** August 7  
**Parents:** Sarita and Keion Brooks Sr.  
**Major:** Communication  
**Did you know ...**  
 His father played basketball at Wright State and Keion wears No. 12 because that was his father's number as well  
**Get involved ...**  
 Member of the 2020-21 NABC Player Development Coalition, the 2020-21 SEC Council on Racial Equality and Social Justice

## Game-By-Game Statistics

Opponent	Date	GS	Min	FG-A	Pct.	3FG-A	Pct.	FT-A	Pct.	Off-Def-Tot	PF	Ast	TO	Blk	Stl	Pts
MOREHEAD STATE	11/25/20					DNP - Left leg injury										
RICHMOND	11/29/20					DNP - Left leg injury										
vs. Kansas	12/1/20					DNP - Left leg injury										
vs. Georgia Tech	12/6/20					DNP - Left leg injury										
NOTRE DAME	12/12/20					DNP - Left leg injury										
vs. North Carolina	12/19/20					DNP - Left leg injury										
at Louisville	12/26/20					DNP - Left leg injury										
at Mississippi State	1/2/21					DNP - Left leg injury										
VANDERBILT	1/5/21					DNP - Left leg injury										
at Florida	1/9/21		25	6-8	.750	0-2	.000	0-0	.000	0-6-6	0	4	2	1	1	12
ALABAMA	1/12/21	*	23	4-12	.333	0-2	.000	2-2	1.000	3-1-4	3	0	3	1	1	10
at Auburn	1/16/21		27	4-7	.571	0-1	.000	0-0	.000	5-1-6	5	1	1	2	2	8
at Georgia	1/20/21		15	3-8	.375	1-2	.500	5-6	.833	2-1-3	2	1	0	0	0	12
LSU	1/23/21	*	30	5-8	.625	1-1	1.000	4-4	1.000	2-7-9	4	1	0	2	0	15
at Alabama	1/26/21	*	17	2-7	.286	0-1	.000	0-0	.000	1-2-3	4	1	1	0	1	4
at Missouri	2/3/21		24	4-8	.500	2-4	.500	0-0	.000	1-5-6	1	1	4	0	0	10
TENNESSEE	2/6/21		35	8-16	.500	0-2	.000	7-8	.875	3-8-11	1	1	2	1	1	23
ARKANSAS	2/9/21		23	3-11	.273	0-1	.000	4-7	.571	2-5-7	5	0	1	0	0	10
AUBURN	2/13/21		26	5-12	.417	1-4	.250	1-2	.500	3-2-5	3	4	3	1	2	12
at Vanderbilt	2/17/21		27	1-6	.167	0-2	.000	0-0	.000	5-4-9	2	5	4	4	1	2
at Tennessee	2/20/21		26	4-10	.400	1-2	.500	1-2	.500	4-10-14	4	2	2	0	1	10
FLORIDA	2/27/21		21	1-5	.200	0-1	.000	2-2	1.000	2-2-4	2	0	3	1	0	4
at Ole Miss	3/2/21		25	8-14	.571	0-1	.000	0-1	.000	3-5-8	2	3	2	0	0	16
SOUTH CAROLINA	3/6/21		13	3-6	.500	0-0	.000	1-1	1.000	2-6-8	3	0	0	0	0	7


## Career Statistics

Year	GP-GS	Min-Avg	FG-FGA	Pct	3FG-FGA	Pct	FT-FTA	Pct	Off-Def-Tot-Avg	PF-FO	Ast	TO	Blk	Stl	Pts	Avg
2019-20	31-6	470-15.2	58-123	.472	5-19	.263	17-27	.630	31-68-99-3.2	46-0	6	25	13	11	138	4.5
2020-21	15-3	357-23.8	61-138	.442	6-26	.231	27-35	.771	38-65-103-6.9	41-2	24	28	13	10	155	10.3
<b>TOTAL</b>	<b>46-9</b>	<b>827-18.0</b>	<b>119-261</b>	<b>.456</b>	<b>11-45</b>	<b>.244</b>	<b>44-62</b>	<b>.710</b>	<b>69-133-202-4.4</b>	<b>87</b>	<b>2</b>	<b>30</b>	<b>53</b>	<b>26</b>	<b>21</b>	<b>293</b>

# RILEY WELCH

Senior | Guard | 6-0 | 185 lbs | Littleton, Colo. | College of the Desert

# 13



[@Riley\\_Welch](#) | 
 [@riley\\_welch](#) | 
 [@Riley.Welch13](#)

2020-21 SEASON/CAREER HIGHS*	
<b>Points</b>	
Season	-
Career	5, at Denver (11/12/17)
<b>Rebounds</b>	
Season	1, FLORIDA (2/27/21)
Career	4, UC RIVERSIDE (1/24/18)
<b>Field Goals</b>	
Season	-
Career	1, 4x, last at Hawaii (2/24/18)
<b>Field Goals Attempted</b>	
Season	-
Career	3, at Hawaii (2/24/18)
<b>3-Point Field Goals</b>	
Season	-
Career	1, 2x, last CHAPMAN (11/14/17)
<b>3-Point Field Goals Attempted</b>	
Season	-
Career	1, 8x, last at Hawaii (2/24/18)
<b>Free Throws</b>	
Season	-
Career	2, 2x, last UC RIVERSIDE (1/24/18)
<b>Free Throws Attempted</b>	
Season	-
Career	2, 2x, last UC RIVERSIDE (1/24/18)
<b>Assists</b>	
Season	-
Career	4, CHAPMAN (11/14/17)
<b>Steals</b>	
Season	1, SOUTH CAROLINA (3/6/21)
Career	1, 5x, last SOUTH CAROLINA (3/6/21)
<b>Blocked Shots</b>	
Season	-
Career	-
<b>Minutes Played</b>	
Season	3, 2x, last SOUTH CAROLINA (3/6/21)
Career	14, UC RIVERSIDE (1/24/18)
<b>MISCELLANEOUS</b>	
	<b>2020-21 CAREER*</b>
Dunks	-
Double-Figure	-
Scoring Games	-
Double-Figure	-
Rebounding Games	-
Games With	-
Double-Double	-
Games Led UK in Scoring	-
Games Led UK in Rebounding	-
Games Led UK in Assists	2
Games Led UK in Steals	-
Games Led UK in Blocks	-
Games With	-
3+ Assists	2
Games With	-
3+ Blocks	-
Games With	-
3+ Steals	-
Games With	-
3+ Three-Pointers	-

\*Division I statistics only

- Walk-on
- Made his first career start vs. Florida at home for Senior Day and played three minutes and grabbed a rebound
- Played three minutes in the regular-season finale vs. South Carolina and recorded a steal
- Saw action vs. Morehead State in the last minute
- Participated in the 2020 SEC Career Tour
- Made four appearances with two steals in 2019-20
  - Made first appearance as a Wildcat in regular-season action vs. Eastern Kentucky and recorded a steal
- Saw action in 27 games a season ago at the College of the Desert
  - Averaged 8.2 points, 5.0 assists and 3.5 rebounds per game
  - Dished out a team-high 134 assists and sunk 31 shots from beyond the arc
  - Scored a career-high 29 points vs. San Jacinto on 9-of-11 shooting and 10 of 11 from the free-throw line
- Played at UC Irvine his freshman season, appearing in 27 games
  - Saw double-digit minutes four times
  - Scored five points in his collegiate debut at Denver
- Played for Chatfield High School to conclude his prep career
  - Won a league or county championship during all four years of his high school career
  - 2016 Chauncey Billups regional champion
  - School reached the Colorado High School Activities Association Final Four in 2016
  - Two-time All-Conference performer
  - Academic All-State

## BIO BLAST

**Birthdate:** September 26

**Parents:** Jean and John Welch

**Major:** Liberal studies

**Why No. 13 ...**  
Because it was Steve Nash's number

**Most famous people he's hooped with ...**  
Carmelo Anthony, Allen Iverson and Chris Paul

**Basketball's in the blood ...**  
Father played basketball at UNLV and has served as a coach in the NBA for 15 years

## Game-By-Game Statistics

Opponent	Date	GS	Min	FG-A	Pct.	3FG-A	Pct.	FT-A	Pct.	Off-Def-Tot	PF	Ast	TO	Blk	Stl	Pts
MOREHEAD STATE	11/25/20	1	0-0	.000	0-0	.000	0-0	.000	0-0-0	0	0	0	0	0	0	0
RICHMOND	11/29/20															
vs. Kansas	12/1/20															
vs. Georgia Tech	12/6/20															
NOTRE DAME	12/12/20															
vs. North Carolina	12/19/20															
at Louisville	12/26/20															
at Mississippi State	1/2/21															
VANDERBILT	1/5/21															
at Florida	1/9/21															
ALABAMA	1/12/21															
at Auburn	1/16/21															
at Georgia	1/20/21															
LSU	1/23/21															
at Alabama	1/26/21															
at Missouri	2/3/21															
TENNESSEE	2/6/21															
ARKANSAS	2/9/21															
AUBURN	2/13/21															
at Vanderbilt	2/17/21															
at Tennessee	2/20/21															
FLORIDA	2/27/21	*	3	0-0	.000	0-0	.000	0-0	.000	0-1-1	1	0	1	0	0	0
at Ole Miss	3/2/21															
SOUTH CAROLINA	3/6/21		3	0-0	.000	0-0	.000	0-0	.000	0-0-0	0	0	0	0	1	0

## Career Statistics

Year	GP-GS	Min-Avg	FG-FGA	Pct	3FG-FGA	Pct	FT-FTA	Pct	Off-Def-Tot-Avg	PF-FO	Ast	TO	Blk	Stl	Pts	Avg
2017-18	27-0	143-5.8	4-13	.308	2-8	.250	4-5	.800	2-12-14-0.5	22-0	15	7	0	2	14	0.5
2019-20	4-0	3-0.8	0-1	.000	0-0	.000	0-0	.000	0-0-0-0.0	0-0	0	0	0	2	0	0.0
2020-21	3-1	7-2.3	0-0	.000	0-0	.000	0-0	.000	0-1-1-0.3	1-0	0	1	0	1	0	0.0
<b>TOTAL</b>	<b>34-1</b>	<b>153-4.5</b>	<b>4-14</b>	<b>.286</b>	<b>2-8</b>	<b>.250</b>	<b>4-5</b>	<b>.800</b>	<b>2-13-15-0.5</b>	<b>23-0</b>	<b>15</b>	<b>8</b>	<b>0</b>	<b>5</b>	<b>14</b>	<b>0.4</b>

# BRENNAN CANADA

Sophomore | Forward | 6-6 | 198 lbs | Mount Sterling, Ky. | George Rogers Clark

# 14



Twitter: @brennanc14

Instagram: @brennanc14

2020-21 SEASON/CAREER HIGHS		
<b>Points</b>		
Season	-	
Career	-	
<b>Rebounds</b>		
Season	-	
Career	-	
<b>Field Goals</b>		
Season	-	
Career	-	
<b>Field Goals Attempted</b>		
Season	-	
Career	-	
<b>3-Point Field Goals</b>		
Season	-	
Career	-	
<b>3-Point Field Goals Attempted</b>		
Season	-	
Career	-	
<b>Free Throws</b>		
Season	-	
Career	-	
<b>Free Throws Attempted</b>		
Season	-	
Career	-	
<b>Assists</b>		
Season	-	
Career	-	
<b>Steals</b>		
Season	1, SOUTH CAROLINA (3/6/21)	
Career	1, SOUTH CAROLINA (3/6/21)	
<b>Blocked Shots</b>		
Season	-	
Career	-	
<b>Minutes Played</b>		
Season	2, SOUTH CAROLINA (3/6/21)	
Career	2, SOUTH CAROLINA (3/6/21)	
<b>MISCELLANEOUS</b>		
	<b>2020-21</b>	<b>CAREER</b>
Dunks	-	-
Double-Figure Scoring Games	-	-
Double-Figure Rebounding Games	-	-
Games With Double-Double	-	-
Games Led UK in Scoring	-	-
Games Led UK in Rebounding	-	-
Games Led UK in Assists	-	-
Games Led UK in Steals	-	-
Games Led UK in Blocks	-	-
Games With 3+ Assists	-	-
Games With 3+ Blocks	-	-
Games With 3+ Steals	-	-
Games With 3+ Three-Pointers	-	-

- Walk-on
- Appeared in his first game since the season opener with two minutes vs. South Carolina and recorded a steal
- Saw action vs. Morehead State in the last minute
- Made four appearances in his first season
  - Made first appearance as a Wildcat in regular-season action vs. Eastern Kentucky
- Capped his high school career with 1,371 career points and 776 rebounds
  - Two-year captain
  - Named an All-10th Region First Team selection
  - Averaged 15.0 points and 9.5 rebounds per game as a senior
  - Had 13 double-doubles
  - Double-digit scorer over his final three seasons
  - Three-time All-District Team selection and a three-time All-District Tournament Team pick
  - Team claimed two District 40 titles
  - 10th Region runners-up in 2019

## BIO BLAST

**Birthday:** July 15

**Parents:** Melissa and Lynn Canada

**Major:** Communication

### I'll be your hero ...

His definition of a hero is someone who you can rely on and follow

### Fan of the Wildcats ...

Born in Lexington, Ky., and cheered for the Wildcats growing up. De'Aaron Fox is his favorite former Wildcat

### Giving back ...

Participated in Big Brothers, Big Sisters

## Game-By-Game Statistics

Opponent	Date	GS	Min	FG-A	Pct.	3FG-A	Pct.	FT-A	Pct.	Off-Def-Tot	PF	Ast	TO	Blk	Stl	Pts
MOREHEAD STATE	11/25/20	1	0-0	.000	0-0	.000	0-0	.000	0-0-0	0	0	0	0	0	0	0
RICHMOND	11/29/20															
vs. Kansas	12/1/20															
vs. Georgia Tech	12/6/20															
NOTRE DAME	12/12/20															
vs. North Carolina	12/19/20															
at Louisville	12/26/20															
at Mississippi State	1/2/21															
VANDERBILT	1/5/21															
at Florida	1/9/21															
ALABAMA	1/12/21															
at Auburn	1/16/21															
at Georgia	1/20/21															
LSU	1/23/21															
at Alabama	1/26/21															
at Missouri	2/3/21															
TENNESSEE	2/6/21															
ARKANSAS	2/9/21															
AUBURN	2/13/21															
at Vanderbilt	2/17/21															
at Tennessee	2/20/21															
FLORIDA	2/27/21															
at Ole Miss	3/2/21															
SOUTH CAROLINA	3/6/21	2	0-0	.000	0-0	.000	0-0	.000	0-0-0	0	0	2	0	1	0	0

## Career Statistics

Year	GP-GS	Min-Avg	FG-FGA	Pct	3FG-FGA	Pct	FT-FTA	Pct	Off-Def-Tot-Avg	PF-FO	Ast	TO	Blk	Stl	Pts	Avg
2019-20	4-0	3-0.8	0-0	.000	0-0	.000	0-0	.000	0-0-0-0.0	0-0	0	1	0	0	0	0.0
2020-21	2-0	3-1.5	0-0	.000	0-0	.000	0-0	.000	0-0-0-0.0	0-0	0	2	0	1	0	0.0
<b>TOTAL</b>	<b>6-0</b>	<b>6-1.0</b>	<b>0-0</b>	<b>.000</b>	<b>0-0</b>	<b>.000</b>	<b>0-0</b>	<b>.000</b>	<b>0-0-0-0.0</b>	<b>0-0</b>	<b>0</b>	<b>3</b>	<b>0</b>	<b>1</b>	<b>0</b>	<b>0.0</b>



# ZAN PAYNE

R-Sophomore | G/F | 6-4 | 215 lbs | Lexington, Ky. | Lexington Catholic

# 20



[@young\\_payne2321](#)

[@alexander.payne23](#)

## 2020-21 SEASON/CAREER HIGHS

2020-21 SEASON/CAREER HIGHS		
<b>Points</b>		
Season	2, SOUTH CAROLINA (3/6/21)	
Career	2, SOUTH CAROLINA (3/6/21)	
<b>Rebounds</b>		
Season	2, SOUTH CAROLINA (3/6/21)	
Career	2, SOUTH CAROLINA (3/6/21)	
<b>Field Goals</b>		
Season	1, SOUTH CAROLINA (3/6/21)	
Career	1, SOUTH CAROLINA (3/6/21)	
<b>Field Goals Attempted</b>		
Season	2, SOUTH CAROLINA (3/6/21)	
Career	2, SOUTH CAROLINA (3/6/21)	
<b>3-Point Field Goals</b>		
Season	-	
Career	-	
<b>3-Point Field Goals Attempted</b>		
Season	-	
Career	-	
<b>Free Throws</b>		
Season	-	
Career	-	
<b>Free Throws Attempted</b>		
Season	-	
Career	-	
<b>Assists</b>		
Season	-	
Career	-	
<b>Steals</b>		
Season	-	
Career	-	
<b>Blocked Shots</b>		
Season	-	
Career	-	
<b>Minutes Played</b>		
Season	3, SOUTH CAROLINA (3/6/21)	
Career	3, SOUTH CAROLINA (3/6/21)	
<b>MISCELLANEOUS</b>		
	<b>2020-21</b>	<b>CAREER</b>
Dunks	-	-
Double-Figure	-	-
Scoring Games	-	-
Double-Figure	-	-
Rebounding Games	-	-
Games With		
Double-Double	-	-
Games Led UK		
in Scoring	-	-
Games Led UK		
in Rebounding	-	-
Games Led UK		
in Assists	-	-
Games Led UK		
in Steals	-	-
Games Led UK		
in Blocks	-	-
Games With		
3+ Assists	-	-
Games With		
3+ Blocks	-	-
Games With		
3+ Steals	-	-
Games With		
3+ Three-Pointers	-	-

- In his first game since the season opener, played three minutes vs. South Carolina in the regular-season finale and scored his first points and grabbed his first two rebounds
- Made his collegiate debut with a minute of action against Morehead State
  - First action in any official game -- high school or college -- since February 2018
- Spent his first two seasons as Wildcat rehabbing his knee after suffering an injury during his senior season in high school. Took a medical redshirt in his first season
- Began practicing in early January for the first time in his college career
- A highly-productive player out of Lexington Catholic. Scored 1,282 career points, which ranks 14th all-time in program history
  - Also collected 934 career rebounds, which ranks fourth all-time in school history
  - Three-year starter in high school
  - Averaged 19.3 points and 8.7 rebounds a game as a senior at Lexington Catholic

## BIO BLAST

**Birthdate:** June 29

**Parents:** Michelle and Kenny Payne

**Major:** Communication

**Hitting the books ...**  
Two-time selection to the All-SEC Academic Team and a three-time Dean's List member

**Gamer ...**  
Video game player, favorites are NBA2K and Fortnite

**Greatest influence ...**  
His dad is his greatest influence on his life and in the game of basketball

## Game-By-Game Statistics

Opponent	Date	GS	Min	FG-A	Pct.	3FG-A	Pct.	FT-A	Pct.	Off-Def-Tot	PF	Ast	TO	Blk	Stl	Pts
MOREHEAD STATE	11/25/20	1	0-0	.000	0-0	.000	0-0	.000	0-0-0	0	0	0	0	0	0	0
RICHMOND	11/29/20					DNP - Coach's decision										
vs. Kansas	12/1/20					DNP - Coach's decision										
vs. Georgia Tech	12/6/20					DNP - Coach's decision										
NOTRE DAME	12/12/20					DNP - Coach's decision										
vs. North Carolina	12/19/20					DNP - Coach's decision										
at Louisville	12/26/20					DNP - Coach's decision										
at Mississippi State	1/2/21					DNP - Coach's decision										
VANDERBILT	1/5/21					DNP - Coach's decision										
at Florida	1/9/21					DNP - Coach's decision										
ALABAMA	1/12/21					DNP - Coach's decision										
at Auburn	1/16/21					DNP - Coach's decision										
at Georgia	1/20/21					DNP - Coach's decision										
LSU	1/23/21					DNP - Coach's decision										
at Alabama	1/26/21					DNP - Coach's decision										
at Missouri	2/3/21					DNP - Coach's decision										
TENNESSEE	2/6/21					DNP - Coach's decision										
ARKANSAS	2/9/21					DNP - Coach's decision										
AUBURN	2/13/21					DNP - Coach's decision										
at Vanderbilt	2/17/21					DNP - Coach's decision										
at Tennessee	2/20/21					DNP - Coach's decision										
FLORIDA	2/27/21					DNP - Coach's decision										
at Ole Miss	3/2/21					DNP - Coach's decision										
SOUTH CAROLINA	3/6/21	3	1-2	.500	0-0	.000	0-0	.000	1-1-2	0	0	0	0	0	0	2

## Career Statistics

Year	GP-GS	Min-Avg	FG-FGA	Pct	3FG-FGA	Pct	FT-FTA	Pct	Off-Def-Tot-Avg	PF-FO	Ast	TO	Blk	Stl	Pts	Avg
2020-21	2-0	4-2.0	1-2	.500	0-0	.000	0-0	.000	1-1-2-1.0	0-0	0	0	0	0	2	1.0
<b>TOTAL</b>	<b>2-0</b>	<b>4-2.0</b>	<b>1-2</b>	<b>.500</b>	<b>0-0</b>	<b>.000</b>	<b>0-0</b>	<b>.000</b>	<b>1-1-2-1.0</b>	<b>0-0</b>	<b>0</b>	<b>0</b>	<b>0</b>	<b>0</b>	<b>2</b>	<b>1.0</b>

# CAM'RON FLETCHER

Freshman | Forward | 6-6 | 215 lbs | St. Louis | Vashon

# 21



[@CamRonFletcher1](#)

[@camron](#)

## 2020-21 SEASON/CAREER HIGHS

<b>Points</b>		
Season	9, MOREHEAD STATE (11/25/20)	
Career	9, MOREHEAD STATE (11/25/20)	
<b>Rebounds</b>		
Season	6, RICHMOND (11/29/20)	
Career	6, RICHMOND (11/29/20)	
<b>Field Goals</b>		
Season	4, MOREHEAD STATE (11/25/20)	
Career	4, MOREHEAD STATE (11/25/20)	
<b>Field Goals Attempted</b>		
Season	5, MOREHEAD STATE (11/25/20)	
Career	5, MOREHEAD STATE (11/25/20)	
<b>3-Point Field Goals</b>		
Season	1, MOREHEAD STATE (11/25/20)	
Career	1, MOREHEAD STATE (11/25/20)	
<b>3-Point Field Goals Attempted</b>		
Season	2, vs. Kansas (12/1/20)	
Career	2, vs. Kansas (12/1/20)	
<b>Free Throws</b>		
Season	-	
Career	-	
<b>Free Throws Attempted</b>		
Season	2, SOUTH CAROLINA (3/6/21)	
Career	2, SOUTH CAROLINA (3/6/21)	
<b>Assists</b>		
Season	3, MOREHEAD STATE (11/25/20)	
Career	3, MOREHEAD STATE (11/25/20)	
<b>Steals</b>		
Season	2, vs. Kansas (12/1/20)	
Career	2, vs. Kansas (12/1/20)	
<b>Blocked Shots</b>		
Season	-	
Career	-	
<b>Minutes Played</b>		
Season	17, MOREHEAD STATE (11/25/20)	
Career	17, MOREHEAD STATE (11/25/20)	
<b>MISCELLANEOUS</b>		
	<b>2020-21</b>	<b>CAREER</b>
Dunks	1	1
Double-Figure Scoring Games	-	-
Double-Figure Rebounding Games	-	-
Games With Double-Double	-	-
Games Led UK in Scoring	-	-
Games Led UK in Rebounding	-	-
Games Led UK in Assists	-	-
Games Led UK in Steals	2	2
Games Led UK in Blocks	-	-
Games With 3+ Assists	1	1
Games With 3+ Blocks	-	-
Games With 3+ Steals	-	-
Games With 3+ Three-Pointers	-	-

- Played six minutes vs. South Carolina in the regular-season finale and scored his first points since Nov. 29 vs. Richmond
- Logged his first career start vs. Richmond
- Did a little bit of everything for the Wildcats in his collegiate debut vs. Morehead State with nine points, five boards, three assists and a steal in an efficient 17 minutes
- Consensus four-star prospect who was ranked as high as No. 49 in the country by Rivals
- Averaged 20.6 points, 9.8 rebounds and 2.7 blocks per game to lead Vashon High School to the Missouri State High School Activities Association Class 4 state semifinals before postseason play was canceled
- Named the Missouri Basketball Coaches Association Class 4 Player of the Year and was a MBCAC CLASS 5 All-State Team selection
- Two-time state champion
- During the 2019 Nike Elite Youth Basketball League, averaged 11.8 points, 6.5 rebounds and 1.4 assists per game
- Climbed the rankings after his surge in the Nike EYBL circuit and a standout performance at the NBPA Top 100 Camp in 2019

## BIO BLAST

**Birthdate:** July 10

**Parents:** Tamika Fletcher and Michael Henderson

**Major:** Undeclared/exploratory studies in agriculture

**First flush ...**  
Dunked for the first time at age 13

**Few of his favorites ...**  
Movie is Boyz n the Hood and favorite food is chicken

**Best basketball memory ...**  
Winning the state championship

## Game-By-Game Statistics

Opponent	Date	GS	Min	FG-A	Pct.	3FG-A	Pct.	FT-A	Pct.	Off-Def-Tot	PF	Ast	TO	Blk	Stl	Pts
MOREHEAD STATE	11/25/20		17	4-5	.800	1-1	1.000	0-0	.000	1-4-5	3	3	0	0	1	9
RICHMOND	11/29/20	*	15	2-3	.667	0-0	.000	0-0	.000	2-4-6	2	0	2	0	1	4
vs. Kansas	12/1/20		13	0-2	.000	0-2	.000	0-0	.000	0-2-2	0	0	0	0	2	0
vs. Georgia Tech	12/6/20		1	0-0	.000	0-0	.000	0-0	.000	0-0-0	0	0	0	0	0	0
NOTRE DAME	12/12/20		4	0-1	.000	0-1	.000	0-0	.000	0-0-0	0	0	0	0	0	0
vs. North Carolina	12/19/20		2	0-0	.000	0-0	.000	0-0	.000	0-0-0	1	0	0	0	1	0
at Louisville	12/26/20									DNP - Suspended						
at Mississippi State	1/2/21									DNP - Coach's decision						
VANDERBILT	1/5/21									DNP - Coach's decision						
at Florida	1/9/21									DNP - Coach's decision						
ALABAMA	1/12/21									DNP - Coach's decision						
at Auburn	1/16/21									DNP - Coach's decision						
at Georgia	1/20/21									DNP - Coach's decision						
LSU	1/23/21									DNP - Coach's decision						
at Alabama	1/26/21									DNP - Coach's decision						
at Missouri	2/3/21		1	0-0	.000	0-0	.000	0-0	.000	0-0-0	0	0	0	0	0	0
TENNESSEE	2/6/21									DNP - Coach's decision						
ARKANSAS	2/9/21									DNP - Coach's decision						
AUBURN	2/13/21									DNP - Coach's decision						
at Vanderbilt	2/17/21									DNP - Coach's decision						
at Tennessee	2/20/21									DNP - Coach's decision						
FLORIDA	2/27/21									DNP - Coach's decision						
at Ole Miss	3/2/21									DNP - Coach's decision						
SOUTH CAROLINA	3/6/21		6	1-2	.500	0-0	.000	0-2	.000	0-2-2	2	0	1	0	0	2

## Career Statistics

Year	GP-GS	Min-Avg	FG-FGA	Pct	3FG-FGA	Pct	FT-FTA	Pct	Off-Def-Tot-Avg	PF-FO	Ast	TO	Blk	Stl	Pts	Avg
2020-21	8-1	59-7.4	7-13	.538	1-4	.250	0-2	.000	3-12-15-1.9	10-0	3	3	0	5	15	1.9
<b>TOTAL</b>	<b>8-1</b>	<b>59-7.4</b>	<b>7-13</b>	<b>.538</b>	<b>1-4</b>	<b>.250</b>	<b>0-2</b>	<b>.000</b>	<b>3-12-15-1.9</b>	<b>10-0</b>	<b>3</b>	<b>3</b>	<b>0</b>	<b>5</b>	<b>15</b>	<b>1.9</b>

# ISAIAH JACKSON

Freshman | Forward | 6-10 | 206 lbs | Pontiac, Mich. | Waterford Mott

# 23

[@IJackson22](#)

[@isaiahjackson22](#)



## BIO BLAST

**Birthdate:** January 10

**Parents:** DeUngela and Wesley Jackson

**Major:** Undeclared/exploratory studies in agriculture

**First flush and favorite memory ...**  
Considers his favorite basketball memory to be his first dunk, which he did in the eighth grade at a basketball camp in Rochester, Michigan

**UK bigs ...**  
Favorite Wildcats are Anthony Davis and Karl-Anthony Towns

2020-21 SEASON/CAREER HIGHS		
<b>Points</b>		
Season	18, AUBURN (2/13/21)	
Career	18, AUBURN (2/13/21)	
<b>Rebounds</b>		
Season	15, LSU (1/23/21)	
Career	15, LSU (1/23/21)	
<b>Field Goals</b>		
Season	6, at Georgia (1/20/21)	
Career	6, at Georgia (1/20/21)	
<b>Field Goals Attempted</b>		
Season	10, at Tennessee (2/20/21)	
Career	10, at Tennessee (2/20/21)	
<b>3-Point Field Goals</b>		
Season	-	
Career	-	
<b>3-Point Field Goals Attempted</b>		
Season	1, 2x, last vs. Kansas (12/1/20)	
Career	1, 2x, last vs. Kansas (12/1/20)	
<b>Free Throws</b>		
Season	8, 3x, last at Tennessee (2/20/21)	
Career	8, 3x, last at Tennessee (2/20/21)	
<b>Free Throws Attempted</b>		
Season	11, AUBURN (2/13/21)	
Career	11, AUBURN (2/13/21)	
<b>Assists</b>		
Season	4, vs. Georgia Tech (12/6/20)	
Career	4, vs. Georgia Tech (12/6/20)	
<b>Steals</b>		
Season	3, 2x, last at Missouri (2/3/21)	
Career	3, 2x, last at Missouri (2/3/21)	
<b>Blocked Shots</b>		
Season	8, vs. Kansas (12/1/20)	
Career	8, vs. Kansas (12/1/20)	
<b>Minutes Played</b>		
Season	34, at Missouri (2/3/21)	
Career	34, at Missouri (2/3/21)	
<b>MISCELLANEOUS</b>		
	<b>2020-21</b>	<b>CAREER</b>
Dunks	21	21
Double-Figure Scoring Games	8	8
Double-Figure Rebounding Games	7	7
Games With Double-Double	2	2
Games Led UK in Scoring	3	3
Games Led UK in Rebounding	12	12
Games Led UK in Assists	-	-
Games Led UK in Steals	6	6
Games Led UK in Blocks	19	19
Games With 3+ Assists	1	1
Games With 3+ Blocks	9	9
Games With 3+ Steals	2	2
Games With 3+ Three-Pointers	-	-

- Named to the All-SEC Freshman and All-SEC Defensive Team by the league's coaches
- Playing his best offensive basketball of the season with six straight games in double figures after two in the previous 18 games
  - Averaging 14.3 points per game and shooting 62.0% during the six-game stretch
- Recorded his second double-double of the season with 13 points and 10 rebounds vs. South Carolina
- Named SEC Freshman of the week after posting 15 points and nine rebounds at Vanderbilt and 16 points and seven boards at Tennessee
- Posted first career double-double with 18 points and 11 rebounds in win vs. Auburn
- Leads the SEC in blocks per game (2.6) and 14th nationally
- Block percentage is 12.8%, seventh in the country and in line with UK record-setting shot blockers Anthony Davis (13.8% in 2011-12) and Nerlens Noel (13.2% in 2012-13)
- Grabbed 15 rebounds in just 16 minutes vs. LSU, the most rebounds by a Wildcat since Nick Richards hauled in 16 vs. Arkansas on Feb. 26, 2019
- Then-career-high 14 points with six boards, seven blocks and two steals vs. Alabama
- Seven points, 12 rebounds and eight swats vs. Kansas
  - First UK player with eight or more blocks since Willie Cauley-Stein's nine vs. Boise State on Dec. 10, 2013, and the most by a Wildcat vs. an AP top-10 opponent
- Considered a five-star prospect by Rivals and ranked No. 28 overall in the class
- 2020 Big Blue Madness slam dunk contest champion
- Impressive athletic ability with an 86.5-inch wingspan and clocked the fastest 3/4-court sprint on the team at 3.21 seconds
- Averaged 19.7 points, 13.0 rebounds, 7.7 blocks, 3.3 assists and 2.1 steals per game for Waterford Mott his senior season
- Three-time All-State selection and four-time conference defensive player of the year
- During the Nike Elite Youth Basketball League in 2019, averaged 11.0 points, 6.2 rebounds and 2.7 blocks per game
- Named to the Jordan Brand Classic

## Game-By-Game Statistics

Opponent	Date	GS	Min	FG-A	Pct.	3FG-A	Pct.	FT-A	Pct.	Off-Def-Tot	PF	Ast	TO	Blk	Stl	Pts
MOREHEAD STATE	11/25/20	*	17	4-5	.800	0-0	.000	1-2	.500	2-2-4	3	1	1	2	0	9
RICHMOND	11/29/20		25	2-8	.250	0-1	.000	2-5	.400	7-7-14	1	0	3	2	0	6
vs. Kansas	12/1/20	*	30	3-7	.429	0-1	.000	1-1	1.000	3-9-12	4	0	1	8	0	7
vs. Georgia Tech	12/6/20	*	32	4-8	.500	0-0	.000	1-1	1.000	3-9-12	3	4	3	1	1	9
NOTRE DAME	12/12/20	*	16	0-1	.000	0-0	.000	1-2	.500	2-3-5	3	1	0	1	0	1
vs. North Carolina	12/19/20	*	15	1-2	.500	0-0	.000	1-2	.500	1-4-5	5	0	2	1	0	3
at Louisville	12/26/20	*	21	2-6	.333	0-0	.000	3-4	.750	4-3-7	5	0	3	3	2	7
at Mississippi State	1/2/21	*	20	1-4	.250	0-0	.000	0-1	.000	1-1-2	2	1	1	4	3	2
VANDERBILT	1/5/21		16	1-2	.500	0-0	.000	2-2	1.000	2-3-5	2	0	0	2	0	4
at Florida	1/9/21		20	4-7	.571	0-0	.000	1-2	.500	1-5-6	1	2	4	4	1	9
ALABAMA	1/12/21		23	3-5	.600	0-0	.000	8-10	.800	3-3-6	3	0	3	7	2	14
at Auburn	1/16/21	*	11	0-3	.000	0-0	.000	2-2	1.000	0-1-1	0	0	0	2	0	2
at Georgia	1/20/21		21	6-6	1.000	0-0	.000	0-0	.000	2-2-4	0	0	1	4	0	12
LSU	1/23/21		16	2-5	.400	0-0	.000	2-2	1.000	4-11-15	3	0	1	1	0	6
at Alabama	1/26/21		16	2-4	.500	0-0	.000	2-2	1.000	1-4-5	4	1	2	2	1	6
at Missouri	2/3/21	*	34	3-6	.500	0-0	.000	2-4	.500	0-10-10	3	2	2	4	3	8
TENNESSEE	2/6/21	*	12	2-2	1.000	0-0	.000	0-0	.000	1-0-1	2	0	0	0	0	4
ARKANSAS	2/9/21	*	18	3-7	.429	0-0	.000	3-6	.500	0-3-3	5	1	0	2	0	9
AUBURN	2/13/21	*	31	5-8	.625	0-0	.000	8-11	.727	5-6-11	1	0	0	2	0	18
at Vanderbilt	2/17/21	*	21	5-5	1.000	0-0	.000	5-6	.833	2-7-9	5	1	2	2	0	15
at Tennessee	2/20/21	*	20	4-10	.400	0-0	.000	8-9	.889	2-5-7	4	0	2	2	1	16
FLORIDA	2/27/21	*	15	4-4	1.000	0-0	.000	3-4	.750	3-2-5	4	1	2	3	1	11
at Ole Miss	3/2/21	*	24	5-8	.625	0-0	.000	3-6	.500	0-3-3	5	1	1	3	1	13
SOUTH CAROLINA	3/6/21	*	26	5-8	.625	0-0	.000	3-4	.750	4-6-10	2	1	3	1	2	13

## Career Statistics

Year	GP-GS	Min-Avg	FG-FGA	Pct	3FG-FGA	Pct	FT-FTA	Pct	Off-Def-Tot-Avg	PF-FO	Ast	TO	Blk	Stl	Pts	Avg
2020-21	24-17	500-20.8	71-131	.542	0-2	.000	62-88	.705	53-109-162-6.8	70-5	17	37	63	18	204	8.5
<b>TOTAL</b>	<b>24-17</b>	<b>500-20.8</b>	<b>71-131</b>	<b>.542</b>	<b>0-2</b>	<b>.000</b>	<b>62-88</b>	<b>.705</b>	<b>53-109-162-6.8</b>	<b>70-5</b>	<b>17</b>	<b>37</b>	<b>63</b>	<b>18</b>	<b>204</b>	<b>8.5</b>



# OLIVIER SARR

Senior | Forward | 7-0 | 237 lbs | Bordeaux, France | Wake Forest

# 30



Twitter: @sarr\_olivier | Instagram: @olivier\_sarr

2020-21 SEASON/CAREER HIGHS*		
<b>Points</b>		
Season	24, VANDERBILT (1/5/21)	
Career	30, NOTRE DAME (2/20/20)	
<b>Rebounds</b>		
Season	13, at Georgia (1/20/21)	
Career	17, NOTRE DAME (2/20/20)	
<b>Field Goals</b>		
Season	11, NOTRE DAME (12/12/20)	
Career	12, NOTRE DAME (2/20/20)	
<b>Field Goals Attempted</b>		
Season	16, 2x, last at Mississippi St. (1/2/21)	
Career	18, vs. Pittsburgh (3/10/20)	
<b>3-Point Field Goals</b>		
Season	3, ARKANSAS (2/9/21)	
Career	3, ARKANSAS (2/9/21)	
<b>3-Point Field Goals Attempted</b>		
Season	5, ARKANSAS (2/9/21)	
Career	5, ARKANSAS (2/9/21)	
<b>Free Throws</b>		
Season	14, VANDERBILT (1/5/21)	
Career	14, VANDERBILT (1/5/21)	
<b>Free Throws Attempted</b>		
Season	17, VANDERBILT (1/5/21)	
Career	17, VANDERBILT (1/5/21)	
<b>Assists</b>		
Season	4, ARKANSAS (2/9/21)	
Career	4, 2x, last ARKANSAS (2/9/21)	
<b>Steals</b>		
Season	2, at Alabama (1/26/21)	
Career	4, NORTH CAROLINA A&T (12/21/19)	
<b>Blocked Shots</b>		
Season	4, 2x, last at Vanderbilt (2/17/21)	
Career	5, at Charlotte (11/17/19)	
<b>Minutes Played</b>		
Season	38, RICHMOND (11/29/20)	
Career	38, RICHMOND (11/29/20)	
<b>MISCELLANEOUS</b>		
	<b>2020-21</b>	<b>CAREER*</b>
Dunks	14	64
Double-Figure Scoring Games	13	40
Double-Figure Rebounding Games	4	18
Games With Double-Double	3	14
Games Led UK in Scoring	3	12
Games Led UK in Rebounding	4	33
Games Led UK in Assists	1	3
Games Led UK in Steals	1	9
Games Led UK in Blocks	8	47
Games With 3+ Assists	2	7
Games With 3+ Blocks	3	8
Games With 3+ Steals	-	1
Games With 3+ Three-Pointers	1	1

\*includes Wake Forest statistics

- Named to the SEC Community Service Team
- Scored in double figures in eight of the last 11 games
- Recorded 15 points in back-to-back games vs. Ole Miss and South Carolina
- Team-high three double-doubles this season
  - 13 points (with a career-high three 3-pointers) and 10 rebounds, plus career-high-tying four assists, vs. Arkansas
  - 17 points and 11 rebounds in a career-high 38 minutes vs. Richmond
  - 14 points, 12 rebounds and a career-high two 3-pointers in the nine-point come-back at Mississippi State, including the key 3-pointer in the second overtime
- Season-high 24 points with a 14-of-17 night at the foul line to go along with two blocks and seven boards in the win over Vanderbilt
- Led UK with 22 points, seven boards, three blocks and two assists against Notre Dame
- Granted immediate eligibility to play this season after transferring from Wake Forest
- Top wingspan on the team at 87.5 inches
- All-Atlantic Coast Conference Third Team selection and runner-up for ACC Most Improved Player in 2019-20
- Appeared in 85 career games with 31 starts for Wake Forest
- Played in 30 games for Wake Forest last season with 15 starts
  - Averaged 13.7 points and 9.0 rebounds per game
  - Led the team with 11 double-doubles and 33 blocks
  - Two-time ACC Player of the Week, becoming the 12th different Demon Deacon to win it twice in a season
  - Ended the season with six straight games in double figures, including 20 points and 13 rebounds vs. Pittsburgh in the finale
  - Also tallied eight offensive rebounds in the game vs. Pitt, which tied a school ACC Tournament record
  - Set career highs of 30 points and 17 rebounds vs. Notre Dame to become the third Deacon in the past 50 years to have a 30-and-15 game against an ACC opponent

## BIO BLAST

**Birth day:** February 20  
**Parents:** Marie and Massar Sarr  
**Major:** Communication  
**Renaissance Man ...**  
 Hobbies include fishing, yoga, playing cards, reading, cooking  
**Hidden talent ...**  
 Can play the clarinet  
**The Dream ...**  
 Favorite basketball player is Hakeem Olajuwon

## Game-By-Game Statistics

Opponent	Date	GS	Min	FG-A	Pct.	3FG-A	Pct.	FT-A	Pct.	Off-Def-Tot	PF	Ast	TO	Blk	Stl	Pts
MOREHEAD STATE	11/25/20	*	21	4-6	.667	0-0	.000	0-0	.000	2-1-3	3	1	1	2	0	8
RICHMOND	11/29/20	*	38	5-13	.385	0-0	.000	7-11	.636	4-7-11	3	0	5	1	0	17
vs. Kansas	12/1/20	*	15	4-6	.667	0-0	.000	0-0	.000	2-4-6	4	1	0	2	0	8
vs. Georgia Tech	12/6/20	*	30	1-4	.250	0-0	.000	4-4	1.000	0-3-3	4	2	2	0	0	6
NOTRE DAME	12/12/20	*	34	11-16	.688	0-1	.000	0-1	.000	2-5-7	3	2	2	3	0	22
vs. North Carolina	12/19/20	*	19	0-0	.000	0-0	.000	2-4	.500	1-3-4	5	1	3	1	0	2
at Louisville	12/26/20	*	22	0-4	.000	0-0	.000	1-2	.500	0-1-1	3	0	2	1	0	1
at Mississippi State	1/2/21	*	37	6-16	.375	2-2	1.000	0-0	.000	6-6-12	2	1	3	2	1	14
VANDERBILT	1/5/21	*	28	5-10	.500	0-1	.000	14-17	.824	1-6-7	5	2	0	2	1	24
at Florida	1/9/21	*	24	5-8	.625	0-1	.000	0-0	.000	1-1-2	3	2	0	0	1	10
ALABAMA	1/12/21	*	19	1-4	.250	0-0	.000	4-5	.800	2-3-5	1	2	2	0	0	6
at Auburn	1/16/21	*	14	3-5	.600	0-0	.000	0-1	.000	2-3-5	2	0	2	1	1	6
at Georgia	1/20/21	*	30	3-9	.333	0-1	.000	0-0	.000	3-10-13	3	2	2	1	1	6
LSU	1/23/21	*	12	3-5	.600	0-0	.000	7-8	.875	3-2-5	4	0	2	0	0	13
at Alabama	1/26/21	*	25	4-10	.400	0-1	.000	4-5	.800	0-4-4	3	0	1	1	2	12
at Missouri	2/3/21	*	12	4-6	.667	1-1	1.000	0-0	.000	1-1-2	5	2	2	0	1	9
TENNESSEE	2/6/21	*	27	5-9	.556	2-2	1.000	2-2	1.000	1-4-5	4	1	4	1	1	14
ARKANSAS	2/9/21	*	31	4-9	.444	3-5	.600	2-2	1.000	7-3-10	3	4	3	0	0	13
AUBURN	2/13/21	*	23	3-7	.429	1-3	.333	2-4	.500	2-1-3	2	3	4	4	0	9
at Vanderbilt	2/17/21	*	27	4-8	.500	0-1	.000	2-2	1.000	0-1-1	4	1	3	4	0	10
at Tennessee	2/20/21	*	30	2-7	.286	0-0	.000	6-6	1.000	2-5-7	1	2	2	1	0	10
FLORIDA	2/27/21	*	35	2-4	.500	0-1	.000	2-2	1.000	2-1-3	1	1	2	1	1	6
at Ole Miss	3/2/21	*	31	3-10	.300	1-2	.500	8-10	.800	2-1-3	2	0	0	1	0	15
SOUTH CAROLINA	3/6/21	*	21	6-10	.600	1-1	1.000	2-2	1.000	3-0-3	3	1	4	1	0	15

## Career Statistics

Year	GP-GS	Min-Avg	FG-FGA	Pct	3FG-FGA	Pct	FT-FTA	Pct	Off-Def-Tot-Avg	PF-FO	Ast	TO	Blk	Stl	Pts	Avg
2017-18	30-0	453-15.1	32-92	.348	6-24	.250	27-45	.600	30-59-89-3.0	76-2	11	32	21	10	97	3.2
2018-19	25-16	540-21.6	54-114	.474	4-16	.250	43-61	.705	58-79-137-5.5	72-2	12	37	25	10	155	6.2
2019-20	30-15	802-26.7	137-260	.527	1-7	.143	137-180	.761	80-190-270-9.0	94-4	28	47	35	12	412	13.7
2020-21	24-24	605-25.2	88-186	.473	11-23	.478	69-88	.784	49-76-125-5.2	73-3	31	51	30	10	256	10.7
<b>TOTAL</b>	<b>109-55</b>	<b>2400-22.0</b>	<b>311-652</b>	<b>.477</b>	<b>22-70</b>	<b>.314</b>	<b>276-374</b>	<b>.738</b>	<b>217-404-621-5.7</b>	<b>315-9</b>	<b>82</b>	<b>167</b>	<b>111</b>	<b>42</b>	<b>920</b>	<b>8.4</b>

# OSCAR TSHIEBWE

Sophomore | Forward | 6-9 | 260 lbs | Lubumbashi, Democratic Republic of the Congo | Kennedy Catholic

# 34

[@Oscartshiebwe34](#) | [@oscar\\_tshiebwe](#)



## BIO BLAST

**Birthdate:** November 27

**Parents:** Mbuyi and Kaya Rosalie Tshiebwe

**Major:** Communication

**Did you know ...**  
He moved to the United States when he was 16 and has not seen his parents in person since then

**He chose 34 because ...**  
His favorite big man of all-time is Hakeem Olajuwon, who wore No. 34 throughout his Hall of Fame career

2020-21 SEASON/CAREER HIGHS*		
<b>Points</b>		
Season	14, vs. Gonzaga (12/2/20)	
Career	21, BOSTON (11/22/19)	
<b>Rebounds</b>		
Season	16, vs. VCU (11/26/20)	
Career	18, vs. Wichita State (11/27/19)	
<b>Field Goals</b>		
Season	6, 2x, last NORTHEASTERN (12/29/20)	
Career	10, BOSTON (11/22/19)	
<b>Field Goals Attempted</b>		
Season	9, 2x, last NORTHEASTERN (12/29/20)	
Career	16, at Oklahoma (2/8/20)	
<b>3-Point Field Goals</b>		
Season	-	
Career	-	
<b>3-Point Field Goals Attempted</b>		
Season	-	
Career	-	
<b>Free Throws</b>		
Season	4, vs. Gonzaga (12/2/20)	
Career	9, vs. Wichita State (11/27/19)	
<b>Free Throws Attempted</b>		
Season	7, vs. VCU (11/26/20)	
Career	13, vs. Wichita State (11/27/19)	
<b>Assists</b>		
Season	3, RICHMOND (12/13/20)	
Career	3, RICHMOND (12/13/20)	
<b>Steals</b>		
Season	1, 4x, last IOWA STATE (12/18/20)	
Career	3, 2x, last vs. Texas Tech (1/29/20)	
<b>Blocked Shots</b>		
Season	1, 4x, last IOWA STATE (12/18/20)	
Career	4, TEXAS TECH (1/11/20)	
<b>Minutes Played</b>		
Season	29, vs. VCU (11/26/20)	
Career	36, vs. Wichita State (11/27/19)	
<b>MISCELLANEOUS</b>		
	<b>2020-21</b>	<b>CAREER</b>
Dunks	5	31
Double-Figure Scoring Games	5	24
Double-Figure Rebounding Games	2	15
Games With Double-Double	2	12
Games Led UK in Scoring	0	10
Games Led UK in Rebounding	2	20
Games Led UK in Assists	0	0
Games Led UK in Steals	3	18
Games Led UK in Blocks	1	11
Games With 3+ Assists	1	1
Games With 3+ Blocks	0	3
Games With 3+ Steals	0	2
Games With 3+ Three-Pointers	0	0

\*includes West Virginia statistics

- Transferred to Kentucky in mid-January after a season and a half at West Virginia
- Joined the team in early February but will not be eligible for competition for the 2020-21 season under NCAA transfer rules
- Tshiebwe on transferring to UK: "Kentucky just felt like the perfect place for me. I love the way they play, the coaches' players-first approach and just how Kentucky felt like home to me. I'm looking forward to coming in and helping the team this year in practice and I can't wait to compete for Big Blue Nation"
- Calipari on the addition of Tshiebwe: "We recruited Oscar two years ago and absolutely fell in love with his effort, his energy and his desire to improve. Oscar has a rare combination of strength and skill with tremendous length, not to mention he's a wonderful kid. There is no question his time at West Virginia was well spent playing for a terrific coach and friend in Bob Huggins. Oscar won't be able to play for us this season but we're looking forward to getting him here and be a part of this culture. He will really help us in practice"
- Named to the 2019-20 All-Big 12 Conference Second Team and Big 12 All-Freshman
- Started all 31 games as a freshman and led the team in scoring (11.2 points per game) and rebounding (9.3 boards per game)
- Led WVU as a freshman with 19 games in double figures and 10 double-doubles
- First in the Big 12 in offensive rebounds per game (4.1) and second in rebounds per game (9.3) as a freshman
- Led the country in offensive rebounding percentage (19.0%) in 2019-20
- Averaged 8.5 points and 7.8 rebounds this season until transferring
- Two double-doubles in 2019-20, including 12 points and 15 rebounds in his final game
- 7-foot-5 wing span
- Selected for McDonald's All American Game and Nike Hoop Summit in 2019
- Two-time Pennsylvania state champion
- 2019 Gatorade Pennsylvania Player of the Year after averaging 23.2 points as a senior

## Game-By-Game Statistics\*

Opponent	Date	GS	Min	FG-A	Pct.	3FG-A	Pct.	FT-A	Pct.	Off-Def-Tot	PF	Ast	TO	Blk	Stl	Pts
vs. South Dakota St.	11/25/20	*	14	3-5	.600	0-0	.000	1-2	.500	1-2-3	4	0	0	0	1	7
vs. VCU	11/26/20	*	29	4-9	.444	0-0	.000	3-7	.429	8-8-16	0	0	2	1	0	11
vs. Western Ky.	11/27/20	*	17	2-5	.400	0-0	.000	1-2	.500	2-5-7	3	0	0	0	1	5
vs. Gonzaga	12/2/20	*	21	5-8	.625	0-0	.000	4-4	1.000	3-6-9	5	0	1	1	0	14
vs. Georgetown	12/6/20	*	21	3-6	.500	0-0	.000	3-5	.600	4-2-6	3	1	1	1	0	9
NORTH TEXAS	12/11/20	*	13	0-5	.000	0-0	.000	0-0	.000	5-2-7	2	1	2	0	0	0
RICHMOND	12/13/20	*	24	6-8	.750	0-0	.000	0-0	.000	1-4-5	1	3	1	0	1	12
IOWA STATE	12/18/20	*	21	4-5	.800	0-0	.000	4-5	.800	3-2-5	2	1	1	1	1	12
at Kansas	12/22/20	*	18	1-5	.200	0-0	.000	1-3	.333	4-1-5	3	1	3	0	0	3
NORTHEASTERN	12/29/20	*	21	6-9	.667	0-0	.000	0-0	.000	7-8-15	2	0	1	0	0	12

Ineligible for the rest of the season | \*at West Virginia

## Career Statistics

Year	GP-GS	Min-Avg	FG-FGA	Pct	3FG-FGA	Pct	FT-FTA	Pct	Off-Def-Tot-Avg	PF-FO	Ast	TO	Blk	Stl	Pts	Avg
2019-20	31-31	717-23.1	123-223	.552	0-0	.000	102-144	.708	128-159-287-9.3	85-1	11	53	32	23	348	11.2
2020-21	10-10	200-20.0	34-65	.523	0-0	.000	17-28	.607	38-40-78-7.8	25-1	7	12	4	4	85	8.5
<b>TOTAL</b>	<b>41-41</b>	<b>917-22.4</b>	<b>157-288</b>	<b>.545</b>	<b>0-0</b>	<b>.000</b>	<b>119-172</b>	<b>.692</b>	<b>166-199-365-8.9</b>	<b>110-2</b>	<b>18</b>	<b>65</b>	<b>36</b>	<b>27</b>	<b>433</b>	<b>10.6</b>

# LANCE WARE

Freshman | Forward | 6-9 | 223 lbs | Camden, N.J. | Camden

# 55

[@lanceware12](#) | [@lance.ware](#)



2020-21 SEASON/CAREER HIGHS		
<b>Points</b>		
Season	8, at Missouri (2/3/21)	
Career	8, at Missouri (2/3/21)	
<b>Rebounds</b>		
Season	13, at Mississippi St. (1/2/21)	
Career	13, at Mississippi St. (1/2/21)	
<b>Field Goals</b>		
Season	3, 2x, last at Missouri (2/3/21)	
Career	3, 2x, last at Missouri (2/3/21)	
<b>Field Goals Attempted</b>		
Season	5, at Louisville (12/26/20)	
Career	5, at Louisville (12/26/20)	
<b>3-Point Field Goals</b>		
Season	-	
Career	-	
<b>3-Point Field Goals Attempted</b>		
Season	-	
Career	-	
<b>Free Throws</b>		
Season	3, at Alabama (1/26/21)	
Career	3, at Alabama (1/26/21)	
<b>Free Throws Attempted</b>		
Season	5, at Louisville (12/26/20)	
Career	5, at Louisville (12/26/20)	
<b>Assists</b>		
Season	4, at Mississippi St. (1/2/21)	
Career	4, at Mississippi St. (1/2/21)	
<b>Steals</b>		
Season	2, vs. North Carolina (12/19/20)	
Career	2, vs. North Carolina (12/19/20)	
<b>Blocked Shots</b>		
Season	3, at Missouri (2/3/21)	
Career	3, at Missouri (2/3/21)	
<b>Minutes Played</b>		
Season	35, at Mississippi St. (1/2/21)	
Career	35, at Mississippi St. (1/2/21)	
<b>MISCELLANEOUS</b>		
	<b>2020-21</b>	<b>CAREER</b>
Dunks	3	3
Double-Figure Scoring Games	-	-
Double-Figure Rebounding Games	2	2
Games Led UK	-	-
in Scoring	-	-
Games Led UK	-	-
in Rebounding	2	2
Games Led UK	-	-
in Assists	-	-
Games Led UK	-	-
in Steals	1	1
Games Led UK	-	-
in Blocks	2	2
Games With	-	-
3+ Assists	-	-
Games With	-	-
3+ Blocks	1	1
Games With	-	-
3+ Steals	-	-
Games With	-	-
3+ Three-Pointers	-	-

- Played 11 minutes, his most since Feb. 3 at Missouri, and recorded two points and three boards vs. South Carolina
- Enjoyed a season-best performance at Missouri with eight points, 10 rebounds and a career-high three blocks in 29 minutes
- Seven points in the win vs. LSU
- Instrumental in the nine-point comeback at Mississippi State with a career-high 13 rebounds, a career-high four assists and four points in a career-high 35 minutes
- Solid breakthrough performance vs. North Carolina, scoring his first field goals in addition to seven rebounds in 21 minutes
- Four-star prospect ranked as high as No. 36 in the class by Rivals
- Physical forward with a prowess for rebounding
- 85-inch wingspan
- Led high school team to a 29-1 record his senior season
- Averaged 11.8 points, 7.9 rebounds, 1.3 assists, 1.4 steals and 1.3 blocks for a team that won its final 25 games
- Squad claimed the South Jersey, Group 2 championship and the No. 1 spot in the final NJ.com Top 50 rankings
- Named the NJ.com Player of the Year and was a NJ.com All-State First Team selection
- Averaged 11.4 points, 6.0 rebounds and 1.3 blocks per game during the Nike Elite Youth Basketball League in 2019
- Also performed well at the Peach Jam finals in 2019, averaging 14.4 points, 6.4 rebounds and 2.4 blocks per game
- Selected to the Allen Iverson Roundball Classic
- Began pursuing basketball as a future career after meeting and training with Louisville great Pervis Ellison in middle school

## BIO BLAST

**Birthday:** February 8

**Parents:** Monique Ripka and Stephen Ware

**Major:** Undeclared/exploratory studies in agriculture

**Why No. 55 ...**  
Because it is unique

**What's playing pregame ...**  
Drake

**Favorite memory on the court ...**  
Going 29-1 his final season of high school

## Game-By-Game Statistics

Opponent	Date	GS	Min	FG-A	Pct.	3FG-A	Pct.	FT-A	Pct.	Off-Def-Tot	PF	Ast	TO	Blk	Stl	Pts
MOREHEAD STATE	11/25/20	19	0-0	.000	0-0	.000	0-0	.000	0-5-5	3	0	0	2	1	0	
RICHMOND	11/29/20	2	0-0	.000	0-0	.000	0-0	.000	0-0-0	3	0	1	0	0	0	
vs. Kansas	12/1/20	10	0-0	.000	0-0	.000	1-2	.500	0-1-1	3	1	0	1	1	1	
vs. Georgia Tech	12/6/20	2	0-0	.000	0-0	.000	2-2	1.000	1-0-1	0	0	1	0	0	2	
NOTRE DAME	12/12/20	8	0-0	.000	0-0	.000	0-0	.000	0-2-2	1	0	1	0	0	0	
vs. North Carolina	12/19/20	21	2-3	.667	0-0	.000	0-0	.000	4-3-7	5	0	1	0	2	4	
at Louisville	12/26/20	13	1-5	.200	0-0	.000	2-5	.400	3-1-4	1	0	0	1	0	4	
at Mississippi State	1/2/21	35	2-4	.500	0-0	.000	0-0	.000	5-8-13	2	4	3	1	1	4	
VANDERBILT	1/5/21	*	15	0-0	.000	0-0	.000	1-2	.500	1-0-1	3	0	1	2	0	1
at Florida	1/9/21	*	6	0-0	.000	0-0	.000	0-0	.000	0-1-1	1	0	1	0	0	0
ALABAMA	1/12/21	DNP - Coach's decision														
at Auburn	1/16/21	22	1-4	.250	0-0	.000	2-3	.667	1-3-4	4	1	2	1	1	4	
at Georgia	1/20/21	*	4	0-0	.000	0-0	.000	0-0	.000	0-1-1	0	0	1	0	0	0
LSU	1/23/21	17	3-3	1.000	0-0	.000	1-1	1.000	1-1-2	2	0	0	0	0	7	
at Alabama	1/26/21	7	0-1	.000	0-0	.000	3-4	.750	1-0-1	1	0	1	0	0	3	
at Missouri	2/3/21	29	3-4	.750	0-0	.000	2-4	.500	2-8-10	4	0	3	3	0	8	
TENNESSEE	2/6/21	5	0-3	.000	0-0	.000	0-0	.000	2-0-2	1	0	1	0	0	0	
ARKANSAS	2/9/21	4	0-0	.000	0-0	.000	0-0	.000	0-1-1	0	1	0	0	0	0	
AUBURN	2/13/21	4	0-0	.000	0-0	.000	0-0	.000	0-0-0	0	0	1	0	0	0	
at Vanderbilt	2/17/21	2	0-0	.000	0-0	.000	0-0	.000	0-0-0	1	0	0	0	0	0	
at Tennessee	2/20/21	DNP - Coach's decision														
FLORIDA	2/27/21	DNP - Coach's decision														
at Ole Miss	3/2/21	DNP - Coach's decision														
SOUTH CAROLINA	3/6/21	11	1-2	.500	0-0	.000	0-0	.000	1-2-3	3	0	1	0	0	2	

## Career Statistics

Year	GP-GS	Min-Avg	FG-FGA	Pct	3FG-FGA	Pct	FT-FTA	Pct	Off-Def-Tot-Avg	PF-FO	Ast	TO	Blk	Stl	Pts	Avg
2020-21	20-3	236-11.8	13-29	.448	0-0	.000	14-23	.609	22-37-59-3.0	38-1	7	19	11	6	40	2.0
<b>TOTAL</b>	<b>20-3</b>	<b>236-11.8</b>	<b>13-29</b>	<b>.448</b>	<b>0-0</b>	<b>.000</b>	<b>14-23</b>	<b>.609</b>	<b>22-37-59-3.0</b>	<b>38-1</b>	<b>7</b>	<b>19</b>	<b>11</b>	<b>6</b>	<b>40</b>	<b>2.0</b>

**THE STAT CREW SYSTEM**  
**Kentucky Combined Team Statistics (as of Mar 06, 2021)**  
**All games**

RECORD:	OVERALL	HOME	AWAY	NEUTRAL
ALL GAMES	9-15	5-6	4-6	0-3
CONFERENCE	8-9	4-4	4-5	0-0
NON-CONFERENCE	1-6	1-2	0-1	0-3

#	Player	gp-gs	min	avg	Total		3-Point		F-Throw		Rebounds				pf	dq	a	to	blk	stl	pts	avg
					fg-fga	fg%	3fg-fga	3fg%	ft-flt	ft%	off	def	tot	avg								
03	Brandon Boston Jr.	24-23	736	30.7	103-286	.360	30-99	.303	51-65	.785	33	76	109	4.5	49	1	37	36	4	33	287	12.0
10	Davion Mintz	24-20	736	30.7	90-232	.388	52-141	.369	40-60	.667	19	58	77	3.2	48	1	69	47	5	24	272	11.3
05	Terrence Clarke	7-6	219	31.3	31-72	.431	5-22	.227	8-17	.471	6	15	21	3.0	16	2	13	21	1	5	75	10.7
30	Olivier Sarr	24-24	605	25.2	88-186	.473	11-23	.478	69-88	.784	49	76	125	5.2	73	3	31	51	30	10	256	10.7
12	Keion Brooks Jr.	15-3	357	23.8	61-138	.442	6-26	.231	27-35	.771	38	65	103	6.9	41	2	24	28	13	10	155	10.3
23	Isaiah Jackson	24-17	500	20.8	71-131	.542	0-2	.000	62-88	.705	53	109	162	6.8	70	5	17	37	63	18	204	8.5
02	Devin Askew	24-20	701	29.2	49-141	.348	15-54	.278	50-62	.806	9	54	63	2.6	46	0	73	50	7	22	163	6.8
00	Jacob Toppin	23-1	405	17.6	44-98	.449	4-13	.308	32-41	.780	21	62	83	3.6	25	0	15	19	6	11	124	5.4
11	Dontae Allen	21-1	280	13.3	31-85	.365	25-65	.385	8-11	.727	5	27	32	1.5	16	0	6	17	6	6	95	4.5
55	Lance Ware	20-3	236	11.8	13-29	.448	0-0	.000	14-23	.609	22	37	59	3.0	38	1	7	19	11	6	40	2.0
21	Cam/Ron Fletcher	8-1	59	7.4	7-13	.538	1-4	.250	0-2	.000	3	12	15	1.9	10	0	3	3	0	5	15	1.9
20	Zan Payne	2-0	4	2.0	1-2	.500	0-0	.000	0-0	.000	1	1	2	1.0	0	0	0	0	0	0	2	1.0
13	Riley Welch	3-1	7	2.3	0-0	.000	0-0	.000	0-0	.000	0	1	1	0.3	1	0	0	1	0	1	0	0.0
25	Kareerm Watkins	1-0	2	2.0	0-0	.000	0-0	.000	0-0	.000	0	0	0	0.0	0	0	0	0	0	0	0	0.0
14	Brennan Canada	2-0	3	1.5	0-0	.000	0-0	.000	0-0	.000	0	0	0	0.0	0	0	0	2	0	1	0	0.0
Team											31	38	69				13					
Total.....		24	4850		589-1413	.417	149-449	.332	361-492	.734	290	631	921	38.4	433	15	295	344	146	152	1688	70.3
Opponents.....		24	4850		598-1460	.410	159-508	.313	325-440	.739	273	586	859	35.8	439	9	292	304	88	152	1680	70.0

TEAM STATISTICS	UK	OPP	Date	Opponent	Score	Att.	
SCORING	1688	1680	1	11/25/20	MOREHEAD STATE	w 81-45	3075
Points per game	70.3	70.0	1	11/29/20	RV/RV RICHMOND	L 64-76	3075
Scoring margin	+0.3	-	2	12/1/20	vs #7/5 Kansas	L 62-65	0
FIELD GOALS-ATT	589-1413	598-1460	3	12/6/20	vs Georgia Tech	L 62-79	0
Field goal pct	.417	.410		12/12/20	NOTRE DAME	L 63-64	3075
3 POINT FG-ATT	149-449	159-508	4	12/19/20	vs #22/21 North Carolina	L 63-75	0
3-point FG pct	.332	.313		12/26/20	at RV/RV Louisville	L 59-62	3281
3-pt FG made per game	6.2	6.6	*	1/2/21	at Mississippi State	wo2 78-73	1000
FREE THROWS-ATT	361-492	325-440	*	1/5/21	VANDERBILT	w 77-74	3075
Free throw pct	.734	.739	*	1/9/21	at RV/RV Florida	w 76-58	2324
F-Throws made per game	15.0	13.5	*	1/12/21	RV/24 ALABAMA	L 65-85	3075
REBOUNDS	921	859	*	1/16/21	at Auburn	L 59-66	1824
Rebounds per game	38.4	35.8	*	1/20/21	at Georgia	L 62-63	1638
Rebounding margin	+2.6	-	*	1/23/21	RV/RV LSU	w 82-69	3075
ASSISTS	295	292	*	1/26/21	at #9/8 Alabama	L 59-70	2055
Assists per game	12.3	12.2	*	2/3/21	at #18/17 Missouri	L 70-75	3033
TURNOVERS	344	304	*	2/6/21	#11/10 TENNESSEE	L 71-82	3075
Turnovers per game	14.3	12.7	*	2/9/21	RV/RV ARKANSAS	L 80-81	3075
Turnover margin	-1.7	-	*	2/13/21	AUBURN	w 82-80	3075
Assist/turnover ratio	0.9	1.0	*	2/17/21	at Vanderbilt	w 82-78	164
STEALS	152	152	*	2/20/21	at #19/20 Tennessee	w 70-55	4191
Steals per game	6.3	6.3	*	2/27/21	FLORIDA	L 67-71	3075
BLOCKS	146	88	*	3/2/21	at Ole Miss	L 62-70	895
Blocks per game	6.1	3.7	*	3/6/21	SOUTH CAROLINA	w 92-64	3075
ATTENDANCE	33825	20405					
Home games-Avg/Game	11-3075	10-2040					
Neutral site-Avg/Game	-	3-0					

\* = Conference game

1 = Bluegrass Showcase (Rupp Arena | Lexington, Ky.)

2 = Champions Classic (Bankers Life Fieldhouse | Indianapolis)

3 = Holiday Hoopsgiving (State Farm Arena | Atlanta)

4 = CBS Sports Classic (Rocket Mortgage FieldHouse | Cleveland)

Score by Periods	1st	2nd	OT	OT2	Totals
Kentucky	816	855	7	10	1688
Opponents	799	869	7	5	1680



**THE STAT CREW SYSTEM**  
**Kentucky Combined Team Statistics (as of Mar 06, 2021)**  
**Conference games only**

<b>RECORD:</b>	<b>OVERALL</b>	<b>HOME</b>	<b>AWAY</b>	<b>NEUTRAL</b>
ALL GAMES	8-9	4-4	4-5	0-0
CONFERENCE	8-9	4-4	4-5	0-0
NON-CONFERENCE	0-0	0-0	0-0	0-0

#	Player	gp-gs	min	avg	Total		3-Point		F-Throw		Rebounds				pf	dq	a	to	blk	stl	pts	avg		
					fg-fga	fg%	3fg-fga	3fg%	ft-fla	ft%	off	def	tot	avg										
10	Davion Mintz	17-17	555	32.6	67-173	.387	40-107	.374	26-39	.667	10	42	52	3.1	35	1	50	34	5	15	200	11.8		
30	Olivier Sarr	17-17	426	25.1	63-137	.460	11-22	.500	55-66	.833	38	52	90	5.3	48	2	24	36	20	10	192	11.3		
03	Brandon Boston Jr.	17-16	514	30.2	67-188	.356	25-67	.373	30-39	.769	15	49	64	3.8	36	1	28	20	3	25	189	11.1		
12	Keion Brooks Jr.	15-3	357	23.8	61-138	.442	6-26	.231	27-35	.771	38	65	103	6.9	41	2	24	28	13	10	155	10.3		
23	Isaiah Jackson	17-11	344	20.2	55-94	.585	0-0	.000	52-71	.732	31	72	103	6.1	46	3	11	24	45	15	162	9.5		
02	Devin Askew	17-15	503	29.6	35-105	.333	10-38	.263	37-46	.804	7	38	45	2.6	36	0	58	34	6	17	117	6.9		
00	Jacob Toppin	16-1	310	19.4	33-71	.465	4-10	.400	28-35	.800	16	49	65	4.1	21	0	13	14	6	9	98	6.1		
11	Dontae Allen	17-1	260	15.3	29-79	.367	23-59	.390	7-9	.778	4	27	31	1.8	12	0	6	13	6	6	88	5.2		
55	Lance Ware	13-3	161	12.4	10-21	.476	0-0	.000	9-14	.643	14	25	39	3.0	22	0	6	15	7	2	29	2.2		
20	Zan Payne	1-0	3	3.0	1-2	.500	0-0	.000	0-0	.000	1	1	2	2.0	0	0	0	0	0	0	2	2.0		
21	Cam'Ron Fletcher	2-0	7	3.5	1-2	.500	0-0	.000	0-2	.000	0	2	2	1.0	2	0	0	1	0	0	2	1.0		
14	Brennan Canada	1-0	2	2.0	0-0	.000	0-0	.000	0-0	.000	0	0	0	0.0	0	0	0	2	0	1	0	0.0		
13	Riley Welch	2-1	6	3.0	0-0	.000	0-0	.000	0-0	.000	0	1	1	0.5	1	0	0	1	0	1	0	0.0		
25	Kareerm Watkins	1-0	2	2.0	0-0	.000	0-0	.000	0-0	.000	0	0	0	0.0	0	0	0	0	0	0	0	0.0		
Team											25	25	50											
Total.....		17	3450		422-1010	.418	119-329	.362	271-356	.761	199	448	647	38.1	300	9	220	233	111	111	1234	72.6		
Opponents.....		17	3450		430-1051	.409	118-359	.329	236-313	.754	202	424	626	36.8	313	7	209	217	67	103	1214	71.4		

TEAM STATISTICS	UK	OPP	Date	Opponent	Score	Att.
SCORING	1234	1214	* 1/2/21	at Mississippi State	wo2 78-73	1000
Points per game	72.6	71.4	* 1/5/21	VANDERBILT	w 77-74	3075
Scoring margin	+1.2	-	* 1/9/21	at RV/RV Florida	w 76-58	2324
FIELD GOALS-ATT	422-1010	430-1051	* 1/12/21	RV/24 ALABAMA	L 65-85	3075
Field goal pct	.418	.409	* 1/16/21	at Auburn	L 59-66	1824
3 POINT FG-ATT	119-329	118-359	* 1/20/21	at Georgia	L 62-63	1638
3-point FG pct	.362	.329	* 1/23/21	RV/RV LSU	w 82-69	3075
3-pt FG made per game	7.0	6.9	* 1/26/21	at #9/8 Alabama	L 59-70	2055
FREE THROWS-ATT	271-356	236-313	* 2/3/21	at #18/17 Missouri	L 70-75	3033
Free throw pct	.761	.754	* 2/6/21	#11/10 TENNESSEE	L 71-82	3075
F-Throws made per game	15.9	13.9	* 2/9/21	RV/RV ARKANSAS	L 80-81	3075
REBOUNDS	647	626	* 2/13/21	AUBURN	w 82-80	3075
Rebounds per game	38.1	36.8	* 2/17/21	at Vanderbilt	w 82-78	164
Rebounding margin	+1.2	-	* 2/20/21	at #19/20 Tennessee	w 70-55	4191
ASSISTS	220	209	* 2/27/21	FLORIDA	L 67-71	3075
Assists per game	12.9	12.3	* 3/2/21	at Ole Miss	L 62-70	895
TURNOVERS	233	217	* 3/6/21	SOUTH CAROLINA	w 92-64	3075
Turnovers per game	13.7	12.8				
Turnover margin	-0.9	-	* = Conference game			
Assist/turnover ratio	0.9	1.0	1 = Bluegrass Showcase (Rupp Arena   Lexington, Ky.)			
STEALS	111	103	2 = Champions Classic (Bankers Life Fieldhouse   Indianapolis)			
Steals per game	6.5	6.1	3 = Holiday Hoopsgiving (State Farm Arena   Atlanta)			
BLOCKS	111	67	4 = CBS Sports Classic (Rocket Mortgage FieldHouse   Cleveland)			
Blocks per game	6.5	3.9				
ATTENDANCE	24600	17124				
Home games-Avg/Game	8-3075	9-1903				
Neutral site-Avg/Game	-	0-0				

Score by Periods	1st	2nd	OT	OT2	Totals
Kentucky	586	631	7	10	1234
Opponents	572	630	7	5	1214

**THE STAT CREW SYSTEM**  
**Kentucky Combined Team Statistics (as of Jan 26, 2021)**  
**Non-conference games**

<b>RECORD:</b>	<b>OVERALL</b>	<b>HOME</b>	<b>AWAY</b>	<b>NEUTRAL</b>
ALL GAMES	1-6	1-2	0-1	0-3
CONFERENCE	0-0	0-0	0-0	0-0
NON-CONFERENCE	1-6	1-2	0-1	0-3

#	Player	gp-gs	min	avg	Total		3-Point		F-Throw		Rebounds				pf	dq	a	to	blk	stl	pts	avg
					fg-fga	fg%	3fg-fga	3fg%	ft-flt	ft%	off	def	tot	avg								
03	Brandon Boston Jr.	7-7	222	31.7	36-98	.367	5-32	.156	21-26	.808	18	27	45	6.4	13	0	9	16	1	8	98	14.0
05	Terrence Clarke	7-6	219	31.3	31-72	.431	5-22	.227	8-17	.471	6	15	21	3.0	16	2	13	21	1	5	75	10.7
10	Davion Mintz	7-3	181	25.9	23-59	.390	12-34	.353	14-21	.667	9	16	25	3.6	13	0	19	13	0	9	72	10.3
30	Olivier Sarr	7-7	179	25.6	25-49	.510	0-1	.000	14-22	.636	11	24	35	5.0	25	1	7	15	10	0	64	9.1
02	Devin Askew	7-5	198	28.3	14-36	.389	5-16	.313	13-16	.813	2	16	18	2.6	10	0	15	16	1	5	46	6.6
23	Isaiah Jackson	7-6	156	22.3	16-37	.432	0-2	.000	10-17	.588	22	37	59	8.4	24	2	6	13	18	3	42	6.0
00	Jacob Toppin	7-0	95	13.6	11-27	.407	0-3	.000	4-6	.667	5	13	18	2.6	4	0	2	5	0	2	26	3.7
21	Cam'Ron Fletcher	6-1	52	8.7	6-11	.545	1-4	.250	0-0	.000	3	10	13	2.2	8	0	3	2	0	5	13	2.2
11	Dontae Allen	4-0	20	5.0	2-6	.333	2-6	.333	1-2	.500	1	0	1	0.3	4	0	0	4	0	0	7	1.8
55	Lance Ware	7-0	75	10.7	3-8	.375	0-0	.000	5-9	.556	8	12	20	2.9	16	1	1	4	4	4	11	1.6
20	Zan Payne	1-0	1	1.0	0-0	.000	0-0	.000	0-0	.000	0	0	0	0.0	0	0	0	0	0	0	0	0.0
13	Riley Welch	1-0	1	1.0	0-0	.000	0-0	.000	0-0	.000	0	0	0	0.0	0	0	0	0	0	0	0	0.0
14	Brennan Canada	1-0	1	1.0	0-0	.000	0-0	.000	0-0	.000	0	0	0	0.0	0	0	0	0	0	0	0	0.0
Team											6	13	19					2				
Total.....		7	1400		167-403	.414	30-120	.250	90-136	.662	91	183	274	39.1	133	6	75	111	35	41	454	64.9
Opponents.....		7	1400		168-409	.411	41-149	.275	89-127	.701	71	162	233	33.3	126	2	83	87	21	49	466	66.6

TEAM STATISTICS	UK	OPP	Date	Opponent	Score	Att.	
SCORING	454	466	1	11/25/20	MOREHEAD STATE	W 81-45	3075
Points per game	64.9	66.6	1	11/29/20	RV/RV RICHMOND	L 64-76	3075
Scoring margin	-1.7	-	2	12/1/20	vs #7/5 Kansas	L 62-65	0
FIELD GOALS-ATT	167-403	168-409	3	12/6/20	vs Georgia Tech	L 62-79	0
Field goal pct	.414	.411		12/12/20	NOTRE DAME	L 63-64	3075
3 POINT FG-ATT	30-120	41-149	4	12/19/20	vs #22/21 North Carolina	L 63-75	0
3-point FG pct	.250	.275		12/26/20	at RV/RV Louisville	L 59-62	3281
3-pt FG made per game	4.3	5.9					
FREE THROWS-ATT	90-136	89-127					
Free throw pct	.662	.701					
F-Throws made per game	12.9	12.7					
REBOUNDS	274	233					
Rebounds per game	39.1	33.3					
Rebounding margin	+5.9	-					
ASSISTS	75	83					
Assists per game	10.7	11.9					
TURNOVERS	111	87					
Turnovers per game	15.9	12.4					
Turnover margin	-3.4	-					
Assist/turnover ratio	0.7	1.0					
STEALS	41	49					
Steals per game	5.9	7.0					
BLOCKS	35	21					
Blocks per game	5.0	3.0					
ATTENDANCE	9225	3281					
Home games-Avg/Game	3-3075	1-3281					
Neutral site-Avg/Game	-	3-0					

\* = Conference game

1 = Bluegrass Showcase (Rupp Arena | Lexington, Ky.)

2 = Champions Classic (Bankers Life Fieldhouse | Indianapolis)

3 = Holiday Hoopsgiving (State Farm Arena | Atlanta)

4 = CBS Sports Classic (Rocket Mortgage FieldHouse | Cleveland)

Score by Periods	1st	2nd	Totals
Kentucky	230	224	454
Opponents	227	239	466

**THE STAT CREW SYSTEM**  
**Kentucky Combined Team Statistics (as of Mar 06, 2021)**  
**Last five games**

RECORD:	OVERALL	HOME	AWAY	NEUTRAL
ALL GAMES	3-2	1-1	2-1	0-0
CONFERENCE	3-2	1-1	2-1	0-0
NON-CONFERENCE	0-0	0-0	0-0	0-0

#	Player	gp-gs	min	avg	Total		3-Point		F-Throw		Rebounds				pf	dq	a	to	blk	stl	pts	avg
					fg-fga	fg%	3fg-fga	3fg%	ft-fla	ft%	off	def	tot	avg								
10	Davion Mintz	5-5	174	34.8	27-60	.450	20-44	.455	10-13	.769	3	16	19	3.8	7	1	21	7	1	3	84	16.8
23	Isaiah Jackson	5-5	106	21.2	23-35	.657	0-0	.000	22-29	.759	11	23	34	6.8	20	2	4	10	11	5	68	13.6
30	Olivier Sarr	5-5	144	28.8	17-39	.436	2-5	.400	20-22	.909	9	8	17	3.4	11	0	5	11	8	1	56	11.2
03	Brandon Boston Jr.	5-5	158	31.6	18-57	.316	10-31	.323	9-12	.750	2	11	13	2.6	5	0	10	8	0	8	55	11.0
00	Jacob Toppin	5-1	121	24.2	11-27	.407	2-6	.333	16-19	.842	6	12	18	3.6	8	0	6	3	3	5	40	8.0
12	Keion Brooks Jr.	5-0	112	22.4	17-41	.415	1-6	.167	4-6	.667	16	27	43	8.6	13	0	10	11	5	2	39	7.8
02	Devin Askew	5-3	132	26.4	5-19	.263	2-10	.200	11-12	.917	1	8	9	1.8	11	0	12	9	1	4	23	4.6
20	Zan Payne	1-0	3	3.0	1-2	.500	0-0	.000	0-0	.000	1	1	2	2.0	0	0	0	0	0	0	2	2.0
21	Cam'Ron Fletcher	1-0	6	6.0	1-2	.500	0-0	.000	0-2	.000	0	2	2	2.0	2	0	0	1	0	0	2	2.0
55	Lance Ware	2-0	13	6.5	1-2	.500	0-0	.000	0-0	.000	1	2	3	1.5	4	0	0	1	0	0	2	1.0
11	Dontae Allen	5-0	21	4.2	0-5	.000	0-5	.000	2-2	1.000	0	3	3	0.6	1	0	1	0	1	2	2	0.4
14	Brennan Canada	1-0	2	2.0	0-0	.000	0-0	.000	0-0	.000	0	0	0	0.0	0	0	0	2	0	1	0	0.0
25	Kareerm Watkins	1-0	2	2.0	0-0	.000	0-0	.000	0-0	.000	0	0	0	0.0	0	0	0	0	0	0	0	0.0
13	Riley Welch	2-1	6	3.0	0-0	.000	0-0	.000	0-0	.000	0	1	1	0.5	1	0	0	1	0	1	0	0.0
Team											8	10	18					1				
Total.....		5	1000		121-289	.419	37-107	.346	94-117	.803	58	124	182	36.4	83	3	69	65	30	32	373	74.6
Opponents.....		5	1000		118-287	.411	27-90	.300	75-96	.781	53	122	175	35.0	89	3	63	75	16	27	338	67.6

**TEAM STATISTICS**

	UK	OPP
SCORING	373	338
Points per game	74.6	67.6
Scoring margin	+7.0	-
FIELD GOALS-ATT	121-289	118-287
Field goal pct	.419	.411
3 POINT FG-ATT	37-107	27-90
3-point FG pct	.346	.300
3-pt FG made per game	7.4	5.4
FREE THROWS-ATT	94-117	75-96
Free throw pct	.803	.781
F-Throws made per game	18.8	15.0
REBOUNDS	182	175
Rebounds per game	36.4	35.0
Rebounding margin	+1.4	-
ASSISTS	69	63
Assists per game	13.8	12.6
TURNOVERS	65	75
Turnovers per game	13.0	15.0
Turnover margin	+2.0	-
Assist/turnover ratio	1.1	0.8
STEALS	32	27
Steals per game	6.4	5.4
BLOCKS	30	16
Blocks per game	6.0	3.2
ATTENDANCE	6150	5250
Home games-Avg/Game	2-3075	3-1750
Neutral site-Avg/Game	-	0-0

Date	Opponent		Score	Att.
* 2/17/21	at Vanderbilt	w	82-78	164
* 2/20/21	at #19/20 Tennessee	w	70-55	4191
* 2/27/21	FLORIDA	L	67-71	3075
* 3/2/21	at Ole Miss	L	62-70	895
* 3/6/21	SOUTH CAROLINA	w	92-64	3075

\* = Conference game

1 = Bluegrass Showcase (Rupp Arena | Lexington, Ky.)

2 = Champions Classic (Bankers Life Fieldhouse | Indianapolis)

3 = Holiday Hoopsgiving (State Farm Arena | Atlanta)

4 = CBS Sports Classic (Rocket Mortgage FieldHouse | Cleveland)

Score by Periods	1st	2nd	Totals
Kentucky	191	182	373
Opponents	158	180	338

**THE STAT CREW SYSTEM**  
**Kentucky Team Game-by-Game Comparison (as of Mar 06, 2021)**  
**All games**

Opponent	1st	2nd	Score	Mar	Total FG	FG Pct	3-Pointers	3FG Pct	Free Throws	FT Pct	Rebounds	Assist	T/Over	Block	Steal	Fouls
MOREHEAD STATE	45/26	36/19	81-45	+36	33-59/17-50	.559/.340	6-16/3-21	.375/.143	9-14/8-16	.643/.500	37/25 +12	18/7	15/20	6/1	8/5	18/18
RV/RV RICHMOND	32/28	32/48	64-76	(12)	22-61/29-67	.361/.433	0-10/7-25	.000/.280	20-33/11-14	.606/.786	54/31 +23	5/15	21/10	3/2	4/10	15/24
#7/5 Kansas	35/29	27/36	62-65	(3)	22-61/20-67	.361/.299	3-21/5-21	.143/.238	15-20/20-30	.750/.667	43/47 (4)	8/9	16/11	12/4	7/8	26/16
Georgia Tech	27/34	35/45	62-79	(17)	22-49/31-60	.449/.517	8-20/8-21	.400/.381	10-11/9-11	.909/.818	28/23 +5	16/20	21/6	1/5	4/15	13/14
NOTRE DAME	26/48	37/16	63-64	(1)	27-62/23-52	.435/.442	5-23/7-21	.217/.333	4-6/11-12	.667/.917	30/34 (4)	14/9	11/16	4/4	6/4	16/12
#22/21 North Carolina	38/34	25/41	63-75	(12)	21-53/26-61	.396/.426	3-13/5-20	.231/.250	18-30/18-29	.600/.621	42/38 +4	8/14	16/11	4/3	5/2	30/25
RV/RV Louisville	27/28	32/34	59-62	(3)	20-58/22-52	.345/.423	5-17/6-20	.294/.300	14-22/12-15	.636/.800	40/35 +5	6/9	11/13	5/2	7/5	15/17
Mississippi State	30/35	31/26	78-73	+5	32-77/26-69	.416/.377	11-21/5-15	.524/.333	3-8/16-23	.375/.696	48/46 +2	18/17	18/16	10/7	10/10	15/14
VANDERBILT	33/40	44/34	77-74	+3	23-55/27-64	.418/.422	5-13/10-27	.385/.370	26-32/10-14	.813/.714	29/42 (13)	8/14	2/9	9/2	6/1	19/26
RV/RV Florida	35/29	41/29	76-58	+18	29-52/21-56	.558/.375	6-13/9-20	.462/.450	12-13/7-13	.923/.538	31/30 +1	18/10	14/16	7/4	10/4	14/12
RV/24 ALABAMA	30/42	35/43	65-85	(20)	21-61/31-68	.344/.456	4-18/14-30	.222/.467	19-24/9-13	.792/.692	44/36 +8	7/15	19/11	9/3	5/9	18/23
Auburn	25/21	34/45	59-66	(7)	23-57/23-60	.404/.383	4-17/5-24	.235/.208	9-16/15-21	.563/.714	38/41 (3)	7/11	18/14	6/4	10/7	20/19
Georgia	27/30	35/33	62-63	(1)	24-57/26-67	.421/.388	1-13/4-16	.077/.250	13-18/7-9	.722/.778	41/36 +5	11/12	17/11	6/2	5/10	11/15
RV/RV LSU	49/36	33/33	82-69	+13	27-64/25-65	.422/.385	7-26/4-23	.269/.174	21-26/15-22	.808/.682	46/31 +15	15/6	9/5	4/4	3/3	20/23
#9/8 Alabama	32/35	27/35	59-70	(11)	19-54/20-51	.352/.392	6-14/6-20	.429/.300	15-17/24-28	.882/.857	34/34 -	11/14	17/14	5/5	9/6	25/15
#18/17 Missouri	27/40	43/35	70-75	(5)	26-55/24-61	.473/.393	9-20/9-21	.450/.429	9-16/18-26	.563/.692	39/37 +2	13/13	17/12	9/3	7/8	24/16
#11/10 TENNESSEE	42/34	29/48	71-82	(11)	25-65/32-68	.385/.471	4-17/5-19	.235/.263	17-19/13-15	.895/.867	37/41 (4)	10/10	13/11	4/6	5/5	18/22
RV/RV ARKANSAS	35/36	45/45	80-81	(1)	25-61/27-62	.410/.435	14-26/9-24	.538/.375	16-25/18-23	.640/.783	42/33 +9	18/12	11/6	2/3	1/8	18/19
AUBURN	30/36	52/44	82-80	+2	27-63/30-73	.429/.411	11-24/11-30	.458/.367	17-25/9-10	.680/.900	36/44 (8)	15/12	13/17	10/8	8/5	15/20
Vanderbilt	42/30	40/48	82-78	+4	25-61/26-65	.410/.400	8-26/4-23	.308/.174	24-25/22-28	.960/.786	40/39 +1	17/10	15/14	11/3	7/8	21/22
#19/20 Tennessee	45/30	25/25	70-55	+15	23-57/18-56	.404/.321	7-14/6-22	.500/.273	17-20/13-16	.850/.813	43/31 +12	12/12	11/10	4/5	7/4	15/14
FLORIDA	39/38	28/33	67-71	(4)	19-48/25-48	.396/.521	4-20/7-15	.200/.467	25-29/14-16	.862/.875	25/27 (2)	7/12	15/16	6/0	6/6	15/18
Ole Miss	29/32	33/38	62-70	(8)	21-56/23-50	.375/.460	5-20/8-13	.250/.615	15-25/16-19	.600/.842	28/42 (14)	16/15	7/17	4/4	5/4	15/19
SOUTH CAROLINA	36/28	56/36	92-64	+28	33-67/26-68	.493/.382	13-27/2-17	.481/.118	13-18/10-17	.722/.588	46/36 +10	17/14	17/18	5/4	7/5	17/16

Note: Game totals are displayed in the format TEAM/OPPONENT for each category

# BOX SCORES

## GAME ONE #1/9 KENTUCKY 81, MOREHEAD STATE 45

Official Basketball Box Score - Final  
 Morehead St. at Kentucky  
 11:50 PM - Mens. Basketball  
 11/20/21 Mens. Basketball

Game Time: 2:00 PM  
 Game Duration: 2:12  
 Attendance: 3,075

Officials: Don Daily, Victor Voytek, Todd Spear, James Larche

Record: 0-1

NO.	NAME	MIN.	PTS	FG	SP	FT	Rebounds	Fouls	TP	AS	TO	ST	BLOCKS	FF	TS
3	James Baker	F	26	5	12	0	0	2	2	3	0	0	0	0	0
22	Lukey Brown	F	19	5	9	1	2	0	1	2	0	1	0	0	0
1	Devon Cooper	G	27	10	14	2	2	2	3	3	4	1	2	1	0
2	KJ Huff	G	29	14	20	0	2	2	1	1	4	2	2	1	0
55	Terence Clarke	G	39	11	0	1	0	1	3	3	3	4	1	0	0
11	JaQuan Dixon	G	28	0	14	0	2	2	3	2	11	0	0	0	0
4	John Brown	G	25	0	14	0	2	3	2	11	0	2	1	0	0
20	Crew Thelwell	G	19	2	0	0	0	1	1	1	3	0	1	0	1
13	Jaden Stanley-Williams	G	05	0	0	0	0	0	0	0	0	0	0	0	0
33	Jaylen Seibore	G	09	0	0	1	1	2	0	0	0	0	0	1	0
22	Jacoby Foster	G	02	0	0	0	0	0	0	0	0	0	0	1	0
Team			45	2	13	0	1	0	1	0	1	0	0	1	0
Totals		17	50	13	31	0	11	14	25	18	45	7	2	0	1

## GAME TWO RV/RV RICHMOND 76, #10/9 KENTUCKY 64

Official Basketball Box Score - Final  
 Richmond at Kentucky  
 10:00 PM - Mens. Basketball  
 10/20/21 Mens. Basketball

Game Time: 1:00 PM  
 Game Duration: 2:12  
 Attendance: 1,075

Officials: Don Daily, Victor Voytek, Todd Spear, James Larche

Record: 0-0

NO.	NAME	MIN.	PTS	FG	SP	FT	Rebounds	Fouls	TP	AS	TO	ST	BLOCKS	FF	TS
3	Tyler Burton	F	25	5	11	0	2	4	4	3	2	1	1	0	1
4	Nathan Gray	F	36	17	9	10	0	2	6	3	4	1	4	1	0
33	Grant Golden	F	20	4	4	0	0	1	1	1	0	0	0	1	
10	Jacoby Givley	G	35	10	13	0	0	4	4	3	1	6	1	5	0
1	Blake Francis	G	30	17	9	10	3	1	2	3	2	2	2	0	0
15	Isiah Orlan	F	14	0	1	0	0	1	1	5	0	0	0	0	
22	Aaron Gustafson	F	36	11	11	0	0	3	3	0	7	1	0	0	
21	Isiah Wilson	F	06	0	0	0	0	0	0	0	1	0	0		
2	Stephanyanna Kouroussis	G	09	0	0	0	0	0	0	0	0	0	0		
Team			76	1	2	3	0	0	0	0	0	0	0		
Totals		29	67	15	41	6	25	31	24	15	76	15	10	2	

## GAME THREE #7/5 KANSAS 65, #20/9 KENTUCKY 62

Official Basketball Box Score - Final  
 Kansas at Kentucky  
 12:00 PM - Mens. Basketball  
 12/20/21 Mens. Basketball

Game Time: 3:30 PM  
 Game Duration: 2:14

Officials: Patrick Adams, Doug Simons, James Larche

Record: 0-1

NO.	NAME	MIN.	PTS	FG	SP	FT	Rebounds	Fouls	TP	AS	TO	ST	BLOCKS	FF	TS
10	Jalen Wilson	F	31	8	16	0	2	3	3	3	7	2	0	0	1
33	Dave McCormack	F	19	1	0	0	5	2	1	6	7	0	0	0	
10	Marion Carroll	G	34	11	0	0	4	5	2	6	1	0	0		
8	Christian Branham	G	27	4	10	0	4	4	1	1	7	0	0		
30	Cocha Agajaj	G	37	5	17	0	4	1	4	1	17	3	2	1	
44	Mack Lightfoot	G	02	0	0	0	0	0	0	0	0	0	0		
24	Byrce Thompson	G	09	0	1	0	0	0	0	0	0	0	0		
13	Tristan Enaruna	G	01	0	0	0	0	0	0	0	0	0	0		
3	Dominic Holman	G	05	0	0	0	0	0	0	0	0	0	0		
1	Tyron Grant-Foster	G	01	0	0	1	0	1	0	0	0	0	0		
Team			65	2	7	0	3	2	7	0	1	0	0		
Totals		20	67	21	20	13	40	47	29	17	50	4	4		

## GAME FOUR GEORGIA TECH 79, #20/9 KENTUCKY 62

Official Basketball Box Score - Final  
 Kentucky at Georgia Tech  
 10:00 PM - Mens. Basketball  
 10/20/21 Mens. Basketball

Game Time: 5:00 PM  
 Game Duration: 2:02

Officials: Ted Ventura, Tony Green, Greg Cooper

Record: 0-1

NO.	NAME	MIN.	PTS	FG	SP	FT	Rebounds	Fouls	TP	AS	TO	ST	BLOCKS	FF	TS
23	Isiah Jackson	F	18	4	11	0	3	1	3	3	1	1	0	0	
30	Oliver Sarr	F	21	4	6	0	0	2	3	3	3	0	0	0	
3	Brandon Boston Jr.	G	27	15	23	0	2	1	9	1	12	0	2	24	
2	Davin Askew	F	27	11	23	0	2	3	3	3	11	1	2	0	
3	Brandon Boston Jr.	G	38	13	24	0	0	0	9	1	15	1	2	0	
5	Terrence Clarke	G	31	14	24	0	1	1	8	12	4	2	3	0	
10	Davian Mintz	G	27	0	0	0	0	0	1	1	0	0	0		
55	Lance Ware	G	18	0	0	0	0	0	1	1	0	0	0		
11	Cam Ron Fletcher	G	08	0	0	0	0	0	0	0	0	0	0		
1	Dontae Allen	G	05	0	0	0	0	0	0	0	0	0	0		
13	Riley Welch	G	05	0	0	0	0	0	0	0	0	0	0		
14	Brennan Canales	G	02	0	0	0	0	0	0	0	0	0	0		
20	Zion Payne	G	00	0	0	0	0	0	0	0	0	0	0		
Team			62	3	18	0	2	8	18	8	1	0	0		
Totals		35	59	16	54	1	12	37	28	8	81	15	0		

## GAME FIVE NOTRE DAME 64, KENTUCKY 63

Official Basketball Box Score - Final  
 Notre Dame at Kentucky  
 10:00 PM - Mens. Basketball  
 10/20/21 Mens. Basketball

Game Time: 12:00 PM  
 Game Duration: 2:07

Officials: Joe Lindsey, Chuck Jones, Michael Roberts

Record: 0-1

NO.	NAME	MIN.	PTS	FG	SP	FT	Rebounds	Fouls	TP	AS	TO	ST	BLOCKS	FF	TS
11	Joey Durham	F	21	5	11	0	3	4	4	1	11	1	0	0	
14	Nate Laszewski	F	38	10	26	0	2	7	1	9	1	2	0	0	
3	Prentiss Hubbard	G	37	28	17	0	2	1	4	4	18	5	2	0	
10	Davian Mintz	G	09	0	0	0	0	0	0	0	0	0	0		
23	Dane Goodwin	F	31	11	22	0	3	3	1	1	9	2	1	1	
13	Nikolaj Djokic	F	16	1	3	0	0	1	0	0	3	1	0		
33	Matt Zezas	F	01	0	1	0	0	0	0	0	0	0	0		
12	Tony Sanders Jr.	G	02	0	0	0	0	0	0	0	0	0			
Team			64	2	4	0	0	0	0	0	0	0			
Totals		33	57	11	31	0	26	34	12	16	1	1			

## GAME SIX #22/21 NORTH CAROLINA 75, KENTUCKY 63

Official Basketball Box Score - Final  
 North Carolina at Kentucky  
 10:00 PM - Mens. Basketball  
 10/20/21 Mens. Basketball

Game Time: 2:11 PM  
 Game Duration: 2:08

Officials: Eric Gury, Patrick Green, Tony Vignar

Record: 0-1

NO.	NAME	MIN.	PTS	FG	SP	FT	Rebounds	Fouls	TP	AS	TO	ST	BLOCKS	FF	TS
5	Hernando Balcot	F	28	5	11	0	3	2	2	3	7	0	0	0	
15	Garrison Brooks	F	28	5	11	0	4	2	11	1	1	1	0		
1	Lukey Black	F	31	10	17	0	4	6	2	4	10	1	0		
2	Cam Lewis	F	30	16	24	0	3	2	3	1	0	0			
4	RJ Davis	G	16	1	4	0	0	0	2	3	1	0			
3	Andrew Palley	G	23	5	12	0	1	3	4	2	1	0			
11	Daylon George	G	25	1	2	0	1	1	1	1	1	0			
14	Frank Johnson	G	05	0	1	0	0	0	0	0	0				
25	Craigston Lebo	G	01	0	0	0	0	0	0	0	0				
30	K.J. Smith	G	00	0	0	0	0	0	0	0					
33	Stacy McKee	G	00	0	0	0	0	0	0	0					
Team			75	1	1	0	1	1	1	1	2				
Totals		26	61	22	33	0	25	32	30	75	14	1			

## GAME SEVEN RV/RV LOUISVILLE 62, KENTUCKY 59

Official Basketball Box Score - Final  
 Kentucky at Louisville  
 10:00 PM - Mens. Basketball  
 10/20/21 Mens. Basketball

Game Time: 2:00 PM  
 Game Duration: 2:08  
 Attendance: 3,361

Officials: Ron Cooper, Ted Ventura, Doug South

Record: 0-1

NO.	NAME	MIN.	PTS	FG	SP	FT	Rebounds	Fouls	TP	AS	TO	ST	BLOCKS	FF	TS
23	Isiah Jackson	F	21	6	10	0	3	7	3	3	2	3	0	0	
30	Oliver Sarr	F	21	4	9	0	1	3	2	1	2	0	0		
2	Devin Askew	F	38	14	29	0	3	1	7	3	1	2	0		
3	Brandon Boston Jr.	G	29	11	23	0	2	1	13	1	11	1	0		
10	Davian Mintz	G	08	0	0	0	0	0	0	0	0	0			
4	John Brown	G	24	5	11	0	1	5	10	0	0	0			
55	Lance Ware	G	18	0	0	0	0	0	0	0	0	0			
11	Cam Ron Fletcher	G	07	0	0	0	0	0	0	0	0				
1	Dontae Allen	G	03	0	1	0	0	0	0	0	0				
21	Cam Ron Fletcher	G	02	0	0	0	0	0	0	0					
Team			59	1	4	0	0	0	0	0					
Totals		20	58	17	42	12	26	44	17	59	8	1			

## GAME EIGHT KENTUCKY 73, MISSISSIPPI STATE 73 (2OT)

Official Basketball Box Score - Final  
 Kentucky at Mississippi State  
 10:00 PM - Mens. Basketball  
 10/20/21 Mens. Basketball

Game Time: 6:00 PM  
 Game Duration: 2:10  
 Attendance: 3,361

Officials: Terry Givley, Byron James, Doug South

Record: 0-1

NO.	NAME	MIN.	PTS	FG	SP	FT	Rebounds	Fouls	TP	AS	TO	ST	BLOCKS	FF	TS
24	Abdul Abubakar	F	34	23											

## GAME 10 KENTUCKY 76, RV/RV FLORIDA 58

**Game Time:** 10:00 PM  
**Game Duration:** 2:15  
**Attendance:** 2,324

Official Basketball Box Score - Final  
**Kentucky at Florida**  
01/20/21 Maple Avenue, Lexington 2020-21 Men's Basketball

Officals: Pat Adams, Don Dwy, Valerio Vignone Tava

NO. Name	Min	FG	3P	FT	Rebounds	Fouls	TP	AS	TO	ST	Blocks		PTS
											BS	BSA	
30 Oliver Sart	0:11	0/0	0/0	1/2	3	0	1	0	1	0	1	0	1
55 Lance Ware	0:54	0/0	0/0	1/1	1	0	1	1	0	1	0	0	0
2 Devin Askew	5:05	2/5	1/1	4/4	3	3	2	9	2	3	0	1	11
3 Brandon Boston Jr.	0:22	0/1	0/0	1/2	1	0	1	0	0	4	0	2	0
10 Davion Metz	5:26	5/7	2/4	1/1	3	2	4	2	0	2	0	0	21
23 Isaiah Jackson	20:39	4/7	1/0	1/2	1/5	6	1	9	2	4	1	4	11
11 Dontae Allen	21:44	2/5	0/0	2/2	0	0	6	0	0	1	0	1	5
12 Keaton Brooks Jr.	0:26	0/0	0/0	0/0	1	0	0	0	1	0	0	0	0
6 Jacob Toppin	08:19	2/4	0/0	0/1	2	2	0	4	1	0	0	0	8
Team		26	13	13	3	2	5	0	0	14	0	0	70
Totals	28:52	6(13)	13(13)	13(25)	31	14	12	70	14	10	7	4	70

## GAME 11 RV/#24 ALABAMA 85, KENTUCKY 65

**Game Time:** 10:00 PM  
**Game Duration:** 2:17  
**Attendance:** 3,075

Official Basketball Box Score - Final  
**Alabama at Kentucky**  
01/20/21 Map Ave, Lexington 2020-21 Men's Basketball

Officals: Tony Gentry, Patrick Ewert, Terry Meyer

NO. Name	Min	FG	3P	FT	Rebounds	Fouls	TP	AS	TO	ST	Blocks		PTS
											BS	BSA	
2 Jordan Nunn	19:29	3/7	2/6	0/0	2	0	2	0	0	2	0	0	5
1 Herbert Jones	0:28	0/0	0/0	0/0	0	0	1	0	0	0	0	0	0
5 Jaden Shackelford	07:22	1/5	2/5	1/1	2	0	2	0	1	0	0	2	5
11 Joshua Primo	02:31	4/9	1/3	1/1	1	3	2	13	0	0	1	1	17
23 John Petty Jr.	07:29	0/5	4/7	1/1	0	5	3	2	2	0	0	1	17
3 Alex Reese	13:26	3/5	2/4	0/0	1	1	3	5	1	1	2	0	9
14 Keon Ellis	17:31	0/0	0/0	0/0	6	4	1	0	2	0	0	2	0
33 James Rogers	18:11	1/4	1/2	0/0	2	4	6	4	3	0	1	2	1
4 Jovan Gary	12:41	0/0	0/0	0/2	4	1	5	0	0	0	0	0	0
15 Tyler Barnes	01:05	0/0	0/0	1/2	0	1	0	1	0	1	0	0	2
12 Danteas Miles	00:11	0/0	0/0	0/0	0	0	0	0	0	0	0	0	0
21 Britton Johnson	00:11	0/0	0/0	0/0	0	0	0	0	0	0	0	0	0
22 Keon Ambrose-Hyton	00:11	0/0	0/0	0/0	0	0	0	0	0	0	0	0	0
30 Kennal Wall	00:11	0/0	0/0	0/0	0	0	0	0	0	0	0	0	0
Team		31	14	14	0	0	0	0	0	0	0	0	123
Totals	31:48	14(30)	13(13)	13(25)	29	20	13	11	3	9	2	0	123

## GAME 12 AUBURN 66, KENTUCKY 59

**Game Time:** 10:00 PM  
**Game Duration:** 2:43  
**Attendance:** 1,026

Official Basketball Box Score - Final  
**Kentucky at Auburn**  
01/20/21 AHSB-Auburn, Auburn 2020-21 Men's Basketball

Officals: Doug Stone, Terry Gentry, Steven Anderson

NO. Name	Min	FG	3P	FT	Rebounds	Fouls	TP	AS	TO	ST	Blocks		PTS
											BS	BSA	
23 Isaiah Jackson	17:01	0/1	0/0	1/2	2	0	2	0	0	2	0	0	0
30 Oliver Sart	14:47	3/5	0/0	2/3	5	2	6	0	0	2	1	0	15
2 Devin Askew	03:30	2/6	0/0	1/2	0	3	1	2	5	0	0	0	5
3 Brandon Boston Jr.	0:26	2/9	1/4	0/1	0	1	1	0	2	1	0	3	0
10 Davion Metz	6:23	5/12	1/4	0/2	2	4	1	11	1	0	0	2	14
11 Dontae Allen	23:11	3/7	5/6	1/1	0	2	0	6	0	0	0	0	11
11 Lance Ware	21:14	1/4	0/0	2/2	0	3	4	2	1	1	0	1	5
12 Keaton Brooks Jr.	27:41	4/7	0/0	1/6	5	6	5	0	1	1	2	0	13
6 Jacob Toppin	21:53	3/4	0/0	0/4	2	3	0	10	0	1	0	1	12
Team		27	17	9	15	23	38	59	18	10	6	1	77
Totals	27:57	4(17)	9(15)	15(25)	38	38	19	74	16	6	4	1	77

**Points from Turnovers**  
KTY 25 (11-26)

**Points from Period Scoring**

Period	1st	2nd	3rd	4th	TOT
KTY	18	11	13	18	58
FLA	10	13	11	12	46

**Biggest lead** 25 (11:10) (11:05)

**Best Scoring Run** 12 (7:25-8:40) (7:25-8:40)

**Lead Changes** 3

**Times Tied** 3

**Time with Lead** 32:16

**Points from Turnovers**  
ALA 33 (14-20)

**Points from Period Scoring**

Period	1st	2nd	3rd	4th	TOT
ALA	20	13	12	12	57
KY	22	14	11	11	58

**Biggest lead** 20 (2:40-4:00) (11:20-00)

**Best Scoring Run** 10 (1:45-2:10) (8:57-9:22)

**Lead Changes** 0

**Times Tied** 0

**Time with Lead** 39:17

**Points from Turnovers**  
AUB 32 (14-18)

**Points from Period Scoring**

Period	1st	2nd	3rd	4th	TOT
AUB	15	12	11	10	48
KY	15	11	12	11	49

**Biggest lead** 7 (11:10-00) (2:00-3:30)

**Best Scoring Run** 9 (11:10-00) (9:25-10:30)

**Lead Changes** 5

**Times Tied** 5

**Time with Lead** 19:45

## GAME 13 GEORGIA 63, KENTUCKY 62

**Game Time:** 7:00 PM  
**Game Duration:** 2:15  
**Attendance:** 1,636

Official Basketball Box Score - Final  
**Kentucky at Georgia**  
01/20/21 Stephen C. O'Connell Center, Gainesville 2020-21 Men's Basketball

Officals: Anthony Jarama, Claudio Pires, Owen Short

NO. Name	Min	FG	3P	FT	Rebounds	Fouls	TP	AS	TO	ST	Blocks		PTS
											BS	BSA	
33 Oliver Sart	01:01	0/0	0/0	3/3	1	0	2	1	1	0	0	0	6
55 Lance Ware	05:51	0/0	0/0	0/1	1	0	0	0	0	0	0	0	0
2 Devin Askew	02:34	0/1	0/0	3/5	2	3	5	4	3	4	5	2	1
10 Davion Metz	08:21	0/0	0/0	0/0	0	0	0	0	0	0	0	0	0
11 Dontae Allen	23:31	1/3	0/2	1/2	1	3	0	1	2	1	0	0	3
12 Keaton Brooks Jr.	14:41	3/8	1/2	5/6	2	1	3	2	3	2	1	0	14
3 Brandon Boston Jr.	14:41	0/1	0/0	4/4	1	1	0	0	1	0	0	0	0
6 Jacob Toppin	02:34	1/1	0/0	4/4	3	2	1	1	1	0	0	0	8
23 Isaiah Jackson	21:13	6/6	0/0	0/2	4	0	4	0	12	0	0	4	0
Team		11	0	1	2	2	0	0	0	0	0	0	0
Totals	34:57	13(18)	13(18)	18(26)	41	11	14	32	12	11	0	0	62

## GAME 14 KENTUCKY 82, RV/RV LSU 69

**Game Time:** 6:00 PM  
**Game Duration:** 2:10  
**Attendance:** 1,737

Official Basketball Box Score - Final  
**LSU at Kentucky**  
01/20/21 Map Ave, Lexington 2020-21 Men's Basketball

Officals: John Lindsey, Vladimir Vaynskiy, Chuck Jones

NO. Name	Min	FG	3P	FT	Rebounds	Fouls	TP	AS	TO	ST	Blocks		PTS
											BS	BSA	
14 Keon Ellis	17:31	1/4	0/0	0/0	2	2	4	0	0	0	0	0	0
23 John Petty Jr.	07:29	0/5	4/7	1/1	0	5	3	2	2	0	0	1	17
3 Alex Reese	13:26	3/5	2/4	0/0	1	1	3	5	1	1	2	0	9
14 Keon Ellis	17:31	0/0	0/0	0/0	6	4	1	0	2	0	0	2	0
33 James Rogers	18:11	1/4	1/2	0/0	2	4	6	4	3	0	1	2	1
4 Jovan Gary	12:41	0/0	0/0	0/2	4	1	5	0	0	0	0	0	0
15 Tyler Barnes	01:05	0/0	0/0	1/2	0	1	0	1	0	1	0	0	2
12 Danteas Miles	00:11	0/0	0/0	0/0	0	0	0	0	0	0	0	0	0
21 Britton Johnson	00:11	0/0	0/0	0/0	0	0	0	0	0	0	0	0	0
22 Keon Ambrose-Hyton	00:11	0/0	0/0	0/0	0	0	0	0	0	0	0	0	0
30 Kennal Wall	00:11	0/0	0/0	0/0	0	0	0	0	0	0	0	0	0
Team		31	14	14	0	0	0	0	0	0	0	0	123
Totals	31:48	14(30)	13(13)	13(25)	29	20	13	11	3	9	2	0	123

## GAME 15 #9/8 ALABAMA 76, KENTUCKY 59

**Game Time:** 6:00 PM  
**Game Duration:** 2:05  
**Attendance:** 1,055

Official Basketball Box Score - Final  
**Alabama at Kentucky**  
01/20/21 AHSB-Auburn, Auburn 2020-21 Men's Basketball

Officals: Mike Nunez, Ryan Jarama, Lee Coad

NO. Name	Min	FG	3P	FT	Rebounds	Fouls	TP	AS	TO	ST	Blocks		PTS
											BS	BSA	
30 Oliver Sart	17:42	2/7	1/1	0/0	2	3	4	0	1	1	0	0	5
2 Devin Askew	03:30	0/2	0/0	2/2	0	1	4	1	2	0	0	0	2
3 Brandon Boston Jr.	0:26	0/1	0/0	0/0	0	1	0	0	0	0	0	0	0
10 Davion Metz	6:23	5/11	2/5	0/0	2	5	3	2	12	4	1	1	14
11 Dontae Allen	23:11	3/7	5/6	1/1	0	2	0	6	0	0	0	0	11
11 Lance Ware	21:14	1/4	0/0	2/2	0	3	4	2	1	1	0	1	5
12 Keaton Brooks Jr.	27:41	4/7	0/0	1/6	5	6	5	0	1	1	2	0	13
6 Jacob Toppin	21:53	3/4	0/0	0/4	2	3	0	10	0	1	0	1	12
Team		27	17	9	15	23	38	59	18	10	6	1	77
Totals	27:57	4(17)	9(15)	15(25)	38	38	19	74	16	6	4	1	77

**Points from Turnovers**  
KTY 29 (13-25)

**Points from Period Scoring**

Period	1st	2nd	3rd	4th	TOT
KTY	20	11	11	11	53
GA	14	12	15	12	53

**Biggest lead**

# BOX SCORES

## GAME 19 KENTUCKY 82, AUBURN 80

Official Basketball Box Score - Final  
Auburn at Kentucky  
03/02/21 Rupp Arena, Lexington  
2020-21 Men's Basketball

Game Time: 1:00 PM  
Game Duration: 2:00  
Attendance: 3,075

Officials: Don Daly, Vladimir Vojnovic, Tom Bryan, Jason

NO. Name	Min	FG	3P	FT	Rebounds	Fouls	TP	AS	TO	ST	Blocks	Points		
												pts	reb	
10 JT Thor	27:31	6/11	5/6	3/3	4	5	9	3	1	2	1	2	0	0
23 Jaylin Williams	34:28	3/8	1/4	0/0	2	4	3	0	7	3	2	2	0	1
2 Sharife Cooper	35:59	6/23	2/8	0/0	2	4	6	2	4	14	6	1	8	0
22 Allen Flanagan	31:02	6/13	1/5	6/7	0	5	5	2	4	4	2	0	0	7
35 Deven Cambridge	22:32	2/7	0/2	0/0	2	2	1	2	1	0	0	2	0	0
44 Dylan Cardwell	10:13	0/0	0/0	0/0	2	0	2	1	0	0	0	1	0	0
1 Jamal Johnson	22:07	2/7	0/2	1/1	1	2	1	2	0	0	1	1	1	12
5 Chris Moore	07:20	1/1	0/0	0/0	2	1	0	2	0	0	0	1	1	18
13 Babatunde Akinkugbo	10:26	0/2	0/0	0/0	1	1	2	0	0	0	0	1	1	18
4 Jason Franklin	05:21	0/1	0/0	0/0	1	3	4	0	0	0	0	1	0	0
Team														
Totals	30:73	11:30	10:20	24	44	21	15	41	15	8	10	2	58	10

NO. Name	Min	FG	3P	FT	Rebounds	Fouls	TP	AS	TO	ST	Blocks	Points		
												pts	reb	
23 Isaiah Jackson	31:11	5/8	0/0	0/11	5	6	11	1	7	18	0	0	27	7
30 Olivier Sarr	22:57	3/7	1/3	2/4	2	1	3	2	3	1	3	4	4	7
2 Devin Askew	32:50	3/8	1/1	2/2	1	4	5	1	1	9	4	2	11	4
3 Brandon Boston Jr.	30:51	5/12	5/8	2/2	0	0	1	2	1	17	3	0	14	4
10 Davion Mintz	22:50	3/8	2/8	1/2	0	0	4	3	8	1	2	1	0	15
55 Lance Ware	04:05	0/0	0/0	0/0	0	0	0	0	0	0	0	1	0	0
11 Dontae Allen	09:35	1/3	1/2	0/0	1	1	0	0	0	3	0	0	1	1
12 Keon Brooks Jr.	00:00	0/0	0/0	0/0	0	0	0	0	0	0	0	0	0	0
0 Jacob Toppin	18:01	2/5	0/0	1/2	1	1	2	2	5	0	0	1	0	7
Team														
Totals	07:42	11:24	17:25	15	21	38	16	20	22	13	3	10	42	21

Points	Turnovers	1st	2nd	TOT
AUB	13	24	31	55
UKY	15	26	32	52

## GAME 20 KENTUCKY 82, VANDERBILT 78

Official Basketball Box Score - Final  
Kentucky at Vanderbilt  
03/02/21 Memorial Gymnasium, Nashville  
2020-21 Men's Basketball

Game Time: 6:00 PM  
Game Duration: 2:10  
Attendance: 34

Officials: Doug Drown, Anthony Jordan, Len Caserio

NO. Name	Min	FG	3P	FT	Rebounds	Fouls	TP	AS	TO	ST	Blocks	Points		
												pts	reb	
23 Isaiah Jackson	20:04	5/5	0/0	5/6	3	9	4	1	1	2	0	2	0	7
30 Olivier Sarr	27:19	4/8	0/1	2/2	0	1	1	4	2	0	1	3	0	4
2 Devin Askew	34:18	1/6	1/5	0/0	0	2	2	1	4	3	4	3	0	0
3 Brandon Boston Jr.	26:04	4/14	2/7	2/2	2	4	2	3	2	2	0	3	0	12
10 Davion Mintz	35:56	5/13	4/9	4/4	0	5	5	2	1	8	3	1	0	11
12 Keon Brooks Jr.	27:48	1/8	0/2	0/0	0	1	2	0	2	2	1	4	1	0
0 Jacob Toppin	22:04	2/9	1/2	5/5	2	4	1	5	2	0	0	1	0	12
11 Dontae Allen	02:32	0/0	0/0	0/0	0	0	0	0	0	0	0	0	0	0
55 Lance Ware	02:15	0/0	0/0	0/0	0	0	0	1	0	0	0	0	0	0
Team														
Totals	25:61	9:28	24:25	15	25	40	22	22	22	15	7	11	3	14

NO. Name	Min	FG	3P	FT	Rebounds	Fouls	TP	AS	TO	ST	Blocks	Points		
												pts	reb	
11 Dylan Dora	07:58	10/20	1/4	9/10	11	7	18	2	7	5	3	7	2	4
13 Cleveon Brown	17:52	4/5	0/1	0/1	2	2	4	3	2	8	0	2	1	0
2 Scooby Pippen Jr.	05:50	5/19	1/7	1/1	2	3	4	7	2	3	1	2	0	2
3 Maxwell Evans	01:50	1/4	0/2	0/0	1	1	2	1	0	0	1	0	0	0
4 Jordan Wright	06:24	0/0	0/1	0/2	2	2	4	5	3	8	2	0	1	1
42 Quantez Millora-Brown	04:11	0/1	0/0	0/0	0	0	0	0	0	0	0	0	0	0
2 D.J. Harvey	20:17	1/4	1/0	2/2	2	3	5	1	1	1	2	0	1	3
10 Myles Shue	07:39	0/2	0/1	0/0	1	0	1	0	0	0	1	0	1	0
11 Ty Thomas	12:47	0/2	0/1	1/2	1	1	2	1	2	0	0	0	0	5
13 Isaac McKenzie	06:10	1/2	0/0	0/0	0	0	0	0	0	0	0	0	1	1
11 Bretton Albert	01:26	0/0	0/0	0/0	0	0	0	0	0	0	0	0	0	0
Team														
Totals	26:05	4:22	22:33	17	32	39	22	21	10	14	8	3	11	4

Points	Turnovers	1st	2nd	TOT
Ken	17	11	10	21
Vandy	16	11	10	21

## GAME 21 KENTUCKY 70, #19/20 TENNESSEE 55

Official Basketball Box Score - Final  
Kentucky at Tennessee  
03/02/21 Rupp Arena, Lexington  
2020-21 Men's Basketball

Game Time: 1:00 PM  
Game Duration: 1:55  
Attendance: 4,191

Officials: Terry Clinkscales, Chuck James, Jason Baker

NO. Name	Min	FG	3P	FT	Rebounds	Fouls	TP	AS	TO	ST	Blocks	Points		
												pts	reb	
23 Isaiah Jackson	11:02	0/0	0/0	0/0	1	2	7	4	3	0	2	2	1	0
30 Olivier Sarr	29:09	2/0	0/0	6/6	2	5	7	1	4	10	2	2	1	4
2 Devin Askew	31:18	3/4	1/1	0/0	1	1	4	0	7	4	0	0	0	4
3 Brandon Boston Jr.	33:03	3/11	0/4	0/1	1	1	1	1	1	2	6	2	2	3
10 Davion Mintz	33:37	5/10	5/7	0/0	1	3	4	0	15	2	0	0	0	9
12 Jacob Toppin	24:31	2/5	0/0	2/2	0	4	1	1	8	2	1	0	0	16
12 Keon Brooks Jr.	05:11	1/2	0/0	1/2	1	4	0	0	2	0	1	1	2	3
11 Dontae Allen	01:56	0/0	0/0	0/0	0	1	1	0	0	0	0	0	0	0
Team														
Totals	23:47	21:14	17:20	11	32	42	15	14	70	12	11	4	5	15

NO. Name	Min	FG	3P	FT	Rebounds	Fouls	TP	AS	TO	ST	Blocks	Points		
												pts	reb	
10 John Fulkerson	25:00	1/7	0/0	2/3	1	6	7	2	4	0	0	0	0	0
35 Yves Pons	33:55	4/7	1/2	3/3	2	2	2	2	3	0	0	2	3	11
11 Jaden Springer	26:28	2/11	0/4	0/0	2	3	5	1	0	4	3	0	2	9
12 Victor Bailey Jr.	35:26	5/10	4/8	4/8	0	3	3	3	1	8	2	1	0	7
45 Keon Johnson	32:28	4/14	1/6	6/8	2	1	3	3	6	5	2	1	2	4
13 Olivier Nkomo	10:16	1/1	0/0	0/0	0	2	2	0	0	2	0	0	0	1
0 Davonte Gaines	04:07	0/1	0/0	0/0	0	1	0	0	1	0	0	1	0	0
25 Baskaran Vaseghi	00:10	1/5	0/0	0/0	0	0	0	0	0	0	0	0	0	0
Team														
Totals	18:56	22:19	16	7	24	31	14	15	22	4	5	4	5	4

Points	Turnovers	1st	2nd	TOT
KEN	15	15	10	25
TENN	15	11	10	21

## GAME 22 FLORIDA 71, KENTUCKY 67

Official Basketball Box Score - Final  
Kentucky at Kentucky  
03/02/21 Rupp Arena, Lexington  
2020-21 Men's Basketball

Game Time: 4:00 PM  
Game Duration: 2:10  
Attendance: 3,075

Officials: Tony Greene, Anthony Jordan, Byron Jarrett

NO. Name	Min	FG	3P	FT	Rebounds	Fouls	TP	AS	TO	ST	Blocks	Points		
												pts	reb	
4 Anthony Dunga	15:23	5/5	3/3	0/0	3	3	3	3	2	1	1	1	1	
12 Colin Castleton	33:42	5/7	0/0	4/4	2	3	3	3	14	4	3	1	0	13
1 The Mann	04:38	7/11	3/2	5/6	2	6	8	1	3	21	1	2	0	1
10 Noah Lucas	34:22	2/4	2/4	0/0	2	0	0	6	0	1	0	0	0	28
22 Tyrone Applyby	04:10	3/0	2/4	3/4	1	2	3	4	1	5	3	0	4	7
5 Omar Payne	05:39	0/0	0/0	0/0	0	0	0	0	0	0	0	0	0	0
12 Devin Askew	09:07	0/0</												